140-series – 1972
RESERVDELSKATALOG
PARTS CATALOGUE

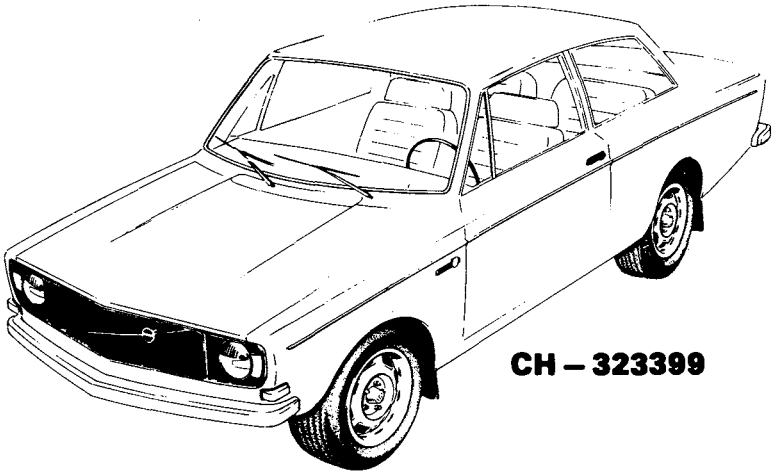

CH – 323399

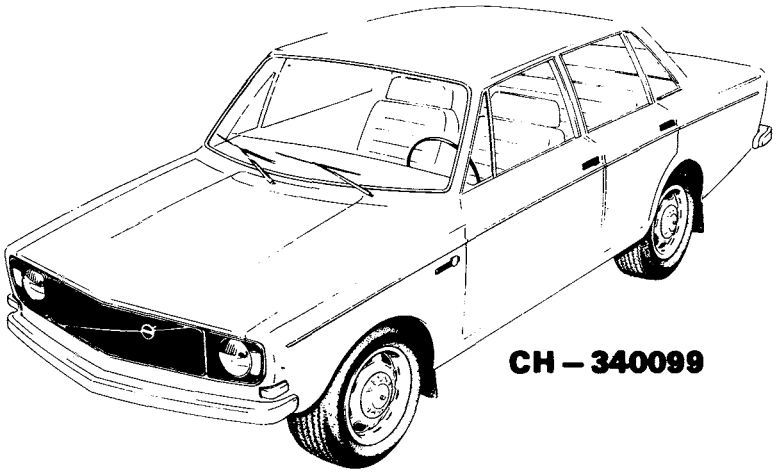

CH – 340099



CH – 153729

VOLVO PARTS
1 010 11187

VOLVO

INFÖRDA ÄNDRINGAR
CATALOGUE AMENDMENTS
MODIFICATIONS APPORTÉES
EINGEFÜHRTE ÄNDERUNGEN
MODIFICACIONES INTRODUCIADAS

Nr No. No Nr. Nro.	Införd den Inserted on Apportèe le Eingeführt am Introducida el
1	03-1972
2	02-1973
3	11-1979

Förord och anvisningar Foreword and catalogue instructions Avant-propos et instructions concernant le catalogue Vorwort und Kataloganweisungen Introducción e instrucciones concernientes al catálogo			1
Motor Engine Moteur Motor Motor		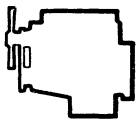	2a
Kylsystem Cooling system Système de refroidissement Kühlanlage Sistema de refrigeración		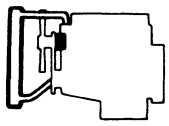	2b
Bränsle- och avgassystem Fuel and exhaust systems Système d'alimentation et système d'échappement Kraftstoff- und Auspuffanlage Sistemas de combustión y de escape		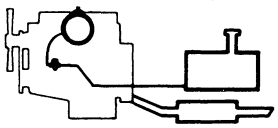	2c
Motorreglage Engine control linkages Commandes du moteur Motorbedienungshebel Mandos del motor		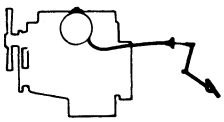	2d
Elsystem och instrument Electrical equipment and instruments Equipement électrique et instruments Elektrische Anlage und Instrumente Sistema eléctrico e instrumentos			3
Kraftöverföring med bakaxel Power train with rear axle Transmission de force avec pont arrière Kraftübertragung mit Hinterachse Transmisión con eje trasero		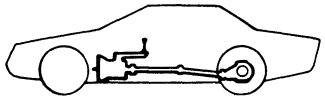	4
Bromsar Brakes Freins Bremsen Frenos			5
Framaxel, hjul, nav och styrning Front axle, wheels, hubs and steering Essieu avant, roues, moyeux et direction Vorderachse, Räder, Nabe und Lenkung Eje delantero, ruedas, cubos y sistema de dirección			6
Fjädring Springs Amortissement Federung Suspensión			7
Karosseri Body Carrosserie Karosserie Carrocería			8
Övrig utrustning Miscellaneous equipment Equipements divers Übrige Ausrüstung Equipo diverso			9
Register och reparationssatser Registers and repair kits Registre et jeux de réparation Register und Reparatursätze Registro y juegos de reparaciones		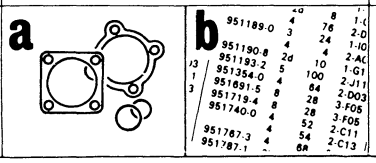	10

KATALOGINSTRUKTION "Hur läser man reservdelskataloger?" BESTÄLLES FRÅN VOLVO PUBLIKATIONSFÖRRÅD UNDER ARTIKELNUMMER 212510.

YOU CAN ORDER OUR "How to read parts catalogues" INSTRUCTION BOOKLET UNDER PUBLICATION NUMBER 212510.

L'INSTRUCTION "Comment lit-on les catalogues de pièces détachées?" PEUT ETRE COMMANDE SOUS LE NUMERO D'ARTICLE 212510.

EINE KATALOGANLEITUNG MIT DEM TITEL „Wie liest man Ersatzteilkataloge?" KANN UNTER ARTIKELNUMMER 212510 BESTELLT WERDEN:

LAS INSTRUCCIONES DE MANEJO "Como se leen los catálogos de repuesto" PUEDEN SOLICITARSE CITANDO EL NUMERO DE DETALLE 212510.

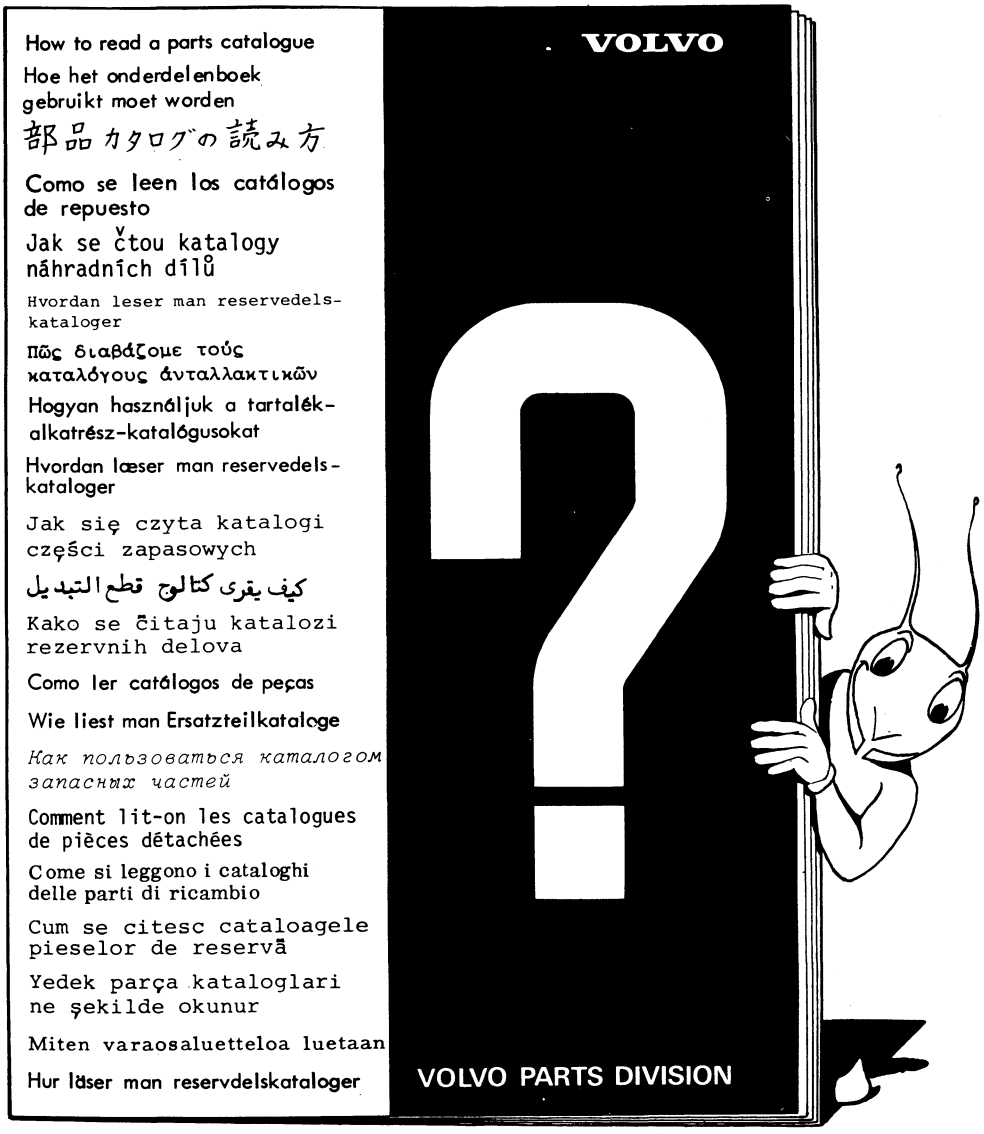

VOLVO PARTS
0 010 22109

Förord **Vorwort**
Foreword **Introducción**
Avant-propos

Grupp Group 1a | Sida Page 1

1979-11

Denna katalog upptar reservdelar t o m 1972 års modell för personvagnar 142 ch -323399, 144 ch -340099 och 145 ch -153729 med följande typbeteckningar:
This catalogue lists replacements parts for passenger cars 142 ch.no. -323399, 144, ch.no. -340099 and 145 ch.no. -153729 up to 1972 models and with the following type designations:
Ce catalogue contient les pièces détachées de voitures 142 ch -323399, 144 ch-340099 et 145 ch -153729 jusqu'aux modèles 1972 y compris et portant les désignations suivantes de type :

Vagnar med två dörrar
Two-door cars
Véhicules à deux portes
Zweitürige Ausführung
Coches de dos puertas

Vagnstyp Type desig. Type de voiture Wagentyp Modelos	Motortyp Eng. desig. Type de mot. Motortyp Motor tipo	Det nr motor[1] Part No. eng.[1] No de dét. moteur[1] Motornummer[1] Motor nro. de det[1]	Växellåda Gearbox Boîte de vitesses Getriebe Caja de cambios
1421241 FAV	B 20 A	496918	M 40
1421241 BAS	B 20 A	498250	M 40
1421242 FAV	B 20 A	496920	M 40
1421242 BAS	B 20 A	498252	M 40
1421248 2)BAS	B 20 A	498250	M 40
1421249 3)BAS	B 20 A	498252	M 40
1421261 FAV	B 20 A	496919	BW 35
1421261 BAS	B 20 A	498251	BW 35
1421262 FAV	B 20 A	496921	BW 35
1421262 BAS	B 20 A	498253	BW 35
1421341	B 18 A	496850	M 40
1421341	B 20 A	496918	M 40
1421341	B 20 A	498250	M 40
1421342	B 18 A	496831	M 40
1421342	B 20 A	496920	M 40
1421342	B 20 A	498252	M 40
1421348 2)	B 20 A	498250	M 40
1421361	B 18 A	496832	BW 35
1421361	B 20 A	496919	BW 35
1421361	B 20 A	498251	BW 35
1421362	B 18 A	496833	BW 35
1421362	B 20 A	496921	BW 35
1421362	B 20 A	498253	BW 35
1421368 2)	B 20 A	498251	BW 35
1421541	B 20 A	496918	M 40
1421561	B 20 A	496919	BW 35
1421562	B 20 A	496921	BW 35
1421741 2)FAV	B 20 A	496918	M 40
1421841 2)	B 20 A	496918	M 40
1421941 2)	B 18 A	496830	M 40
1421941 2)	B 20 A	496918	M 40
1421961 2)	B 18 A	496832	BW 35
1421961 2)	B 20 A	496919	BW 35
1422341	B 20 D	496931	M 40
1422341	B 20 D	498254	M 40
1422351	B 20 D	496931	M 41
1422361	B 20 D	498255	BW 35
1422541	B 20 D	496931	M 40
1422541	B 20 D	498254	M 40
1422551	B 20 D	496931	M 41
1423041 4)FAV	B 20 B	496912	M 40
1423341	B 18 B	496836	M 40
1423341	B 20 B	496912	M 40
1423341	B 20 B	498256	M 40
1423342	B 18 B	496837	M 40
1423342	B 20 B	496905	M 40
1423342	B 20 B	498258	M 40
1423343	B 20 B	498256	M 40
1423348 2) 4)	B 20 B	498256	M 40
1423349 3)	B 20 B	498258	M 40
1423351	B 18 B	496836	M 41
1423351	B 20 B	496912	M 41

Dieser Katalog enthält Ersatzteile ab Baujahr 1972 für die Personenwagen 142 (bis Fahrgestellnummer -323399), 144 (bis Fahrgestellnummer -340099) und 145 (bis Fahrgestellnummer -153729) mit den folgenden Typenbezeichnungen:
En este catálogo se incluyen piezas de repuesto hasta los modelos de 1972 para los automóviles modelo 142 ch-323399, 144 ch -340099 y 145 ch-153729 con las siguientes denominaciones de tipo:

Vagnar med två dörrar
Two-door cars
Véhicules à deux portes
Zweitürige Ausführung
Coches de dos puertas

Vagnstyp Type desig. Type de voiture Wagentyp Modelos	Motortyp Eng. desig. Type de mot. Motortyp Motor tipo	Det nr motor[1] Part No. eng[1] No de dét. moteur[1] Motornummer[1] Mtor nro. de det.[1]	Växellåda Gearbox Boîte de vitesses Getriebe Caja de camb.
1423351	B 20 B	498256	M 41
1423352	B 18 B	496837	M 41
1423352	B 20 B	496905	M 41
1423361	B 18 B	496838	BW 35
1423361	B 20 B	496913	BW 35
1423362	B 18 B	496870	BW 35
1423363	B 20 B	498257	BW 35
1423368 4)	B 20 B	498257	BW 35
1423441	B 18 B	496836 UAR	M 40
1423441	B 18 B	496865 MAR	M 40
1423441	B 20 B	496912	M 40
1423441 USA	B 20 B	496929	M 40
1423451	B 18 B	496836 UAR	M 41
1423451	B 18 B	496865 MAR	M 41
1423461	B 18 B	496838 UAR	BW 35
1423461	B 18 B	496867 MAR	BW 35
1423461	B 20 B	496913	BW 35
1423461 USA	B 20 B	496930	BW 35
1423541 2)	B 20 B	496912	M 40
1423548	B 20 B	498256	M 40
1423551	B 20 B	496912	M 41
1423552	B 20 B	496905	M 41
1423841 2)	B 20 B	496912	M 40
1423941 2) 4)	B 18 B	496836	M 40
1423941 2) 4)	B 20 B	496912	M 40
1423951 2) 4)	B 18 B	496836	M 41
1423951	B 20 B	496912	M 41
1423961 2) 4)	B 18 B	496838	BW 35
1423961 2) 4)	B 20 B	496913	BW 35
1424341	B 20 E	496943	M 40
1424351	B 20 E	496943	M 41
1424352	B 20 E	496944	M 41
1424361	B 20 E	496945	BW 35
1424541	B 20 E	496943	M 40
1424551	B 20 E	496943	M 41
1424552	B 20 E	496944	M 41
1424561	B 20 E	496945	BW 35
1424841	B 20 E	498268	M 40
1424849 3)	B 20 E	498270	M 40
1424851	B 20 E	498268	M 41
1424861	B 20 E	498269	BW 35
1424951	B 20 E	498268	M 41
1424961	B 20 E	498269	BW 35
1426344	B 20 F	498284	M 40
1426364	B 20 F	498285	BW 35
1426843	B 20 F	498284	M 40
1426853	B 20 F	498284	M 41
1426863	B 20 F	498285	BW 35
1426854	B 20 F	498284	M 41
1426858 4)	B 20 F	498284	M 41
1426864	B 20 F	498285	BW 35
1426868 4)	B 20 F	498285	BW 35

Vagnar med fyra dörrar — Four-door cars — Vehicules a quatre portes — Viertürige Ausführung — Coches de cuatro puertas

Vagnstyp / Type desig. / Type de voiture / Wagentyp / Modelos	Motortyp / Eng. desig. / Type de moteur / Motoryp / Motor tipo	Det nr motor[1] / Part No. eng.[1] / No de det. moteur[1] / Motornummer[1] / Motor nro de det.[1]	Växellåda / Gearbox / Boîte de vitesses / Getriebe / Caja de cambios
1441241 FAV	B 20 A	496918	M 40
1441241 BAS	B 20 A	498250	M 40
1441248 2)BAS	B 20 A	498250	M 40
1441261 FAV	B 20 A	496919	BW 35
1441261 BAS	B 20 A	498251	BW 35
1441262 FAV	B 20 A	496921	BW 35
1441341	B 18 A	496850	M 40
1441341	B 20 A	496918	M 40
1441341	B 20 A	498250	M 40
1441342	B 18 A	496831	M 40
1441342	B 20 A	496920	M 40
1441342	B 20 A	498252	M 40
1441348 2)	B 20 A	498250	M 40
1441361	B 18 A	496832	BW 35
1441361	B 20 A	496919	BW 35
1441361	B 20 A	498251	BW 35
1441362	B 18 A	496833	BW 35
1441362	B 20 A	496921	BW 35
1441362	B 20 A	498253	BW 35
1441368 2)	B 20 A	498251	BW 35
1441369 3) 7)	B 20 A	498253	BW 35
1441381	B 18 A	496850	M 40
1441381	B 20 A	496918	M 40
1441382	B 18 A	496831	M 40
1441382	B 20 A	496920	M 40
1441541	B 20 A	496918	M 40
1441541	B 20 A	498250	M 40
1441561	B 20 A	496919	BW 35
1441562	B 20 A	496921	BW 35
1441841 2)	B 20 A	496918	M 40
1441941 2) 5)	B 18 A	496830	M 40
1441941 2) 5)	B 20 A	496918	M 40
1441961 2)	B 18 A	496832	BW 35
1441961 2)	B 20 A	496919	BW 35
1441962 6)	B 20 A	496921	BW 35
1441981 2)	B 18 A	496830	M 40
1441981 2)	B 20 A	496918	M 40
1442341	B 20 D	496931	M 40
1442341	B 20 D	498254	M 40
1442351	B 20 D	496931	M 41
1442361	B 20 D	496932	BW 35
1442361	B 20 D	498255	BW 35
1442541	B 20 D	496931	M 40
1442541	B 20 D	498254	M 40
1442551	B 20 D	496931	M 41
1442561	B 20 D	498255	BW 35
1443341	B 18 B	496836	M 40
1443341	B 20 B	496912	M 40
1443341	B 20 B	498256	M 40
1443342	B 18 B	496837	M 40
1443342	B 20 B	496905	M 40
1443342	B 20 B	498258	M 40
1443343	B 20 B	498256	M 40
1443348 2) 4)	B 20 B	498256	M 40
1443349 3)6)7)	B 20 B	498258	M 40
1443351	B 18 B	496836	M 41
1443351	B 20 B	496912	M 41
1443351	B 20 B	498256	M 41
1443352	B 18 B	496837	M 41
1443352	B 20 B	496905	M 41
1443361	B 18 B	496838	BW 35
1443361	B 20 B	496913	BW 35
1443362	B 18 B	496870	BW 35
1443362	B 20 B	496917	BW 35
1443363	B 20 B	498257	BW 35
1443368 4)	B 20 B	498257	BW 35
1443369 6)	B 20 B	498259	BW 35
1443381	B 18 B	496836	M 40
1443381	B 20 B	496912	M 40
1443382	B 18 B	496837	M 40
1443382	B 20 B	496905	M 40
1443441	B 18 B	496836 UAR	M 40
1443441	B 18 B	496865 MAR	M 40
1442441	B 20 B	496912	M 40
1443441 USA	B 20 B	496929	M 40
1443451	B 18 B	496836 UAR	M 41
1443451	B 18 B	496865 MAR	M 41
1443461	B 18 B	496838 UAR	BW 35
1443461	B 18 B	496867 MAR	BW 35
1443461	B 20 B	496913	BW 35
1443461 USA	B 20 B	496930	BW 35
1443541 2)	B 20 B	496912	M 40
1443541	B 20 B	498256	M 40
1443548 2)	B 20 B	498256	M 40
1443551	B 20 B	496912	M 41
1443551	B 20 B	498256	M 41
1443552	B 20 B	496905	M 41
1443841 2)	B 20 B	496912	M 40
1443851 2)	B 20 B	496912	M 41
1443941 2) 4)	B 18 B	496836	M 40
1443941 2) 4)	B 20 B	496912	M 40
1443942 6) 7)	B 18 B	496837	M 40
1443942 6) 7)	B 20 B	496905	M 40
1443951 2)	B 18 B	496836	M 41
1443951 2)	B 20 B	496912	M 41
1443961 2) 4)	B 18 B	496838	BW 35
1443961 2) 4)	B 20 B	496913	BW 35
1443962 6)	B 18 B	496870	BW 35
1443962 6)	B 20 B	496917	BW 35
1443981 2)	B 18 B	496836	M 40
1443981 2)	B 20 B	496912	M 40
1444351	B 20 E	496943	M 41
1444352	B 20 E	496944	M 41
1444361	B 20 E	496945	BW 35
1444362	B 20 E	496946	BW 35
1444541	B 20 E	496943	M 40
1444542	B 20 E	496944	M 40
1444551	B 20 E	496943	M 41
1444552	B 20 E	496944	M 41
1444561	B 20 E	496945	BW 35
1444562	B 20 E	496946	BW 35
1444841	B 20 E	498268	M 40
1444842	B 20 E	498270	M 40
1444849 6)	B 20 E	498270	M 40
1444851	B 20 E	498268	M 41
1444852	B 20 E	498270	M 41
1444859 7)	B 20 E	498270	M 41
1444861	B 20 E	498269	BW 35
1444862	B 20 E	498271	BW 35
1444869	B 20 E	498271	BW 35
1444941	B 20 E	498268	M 40
1444942	B 20 E	498270	M 40
1444948 2)	B 20 E	498268	M 40
1444951	B 20 E	498268	M 41
1444958 2)	B 20 E	498268	M 41
1444961	B 20 E	498269	BW 35
1444962	B 20 E	498271	BW 35
1444968 2)	B 20 E	498269	BW 35
1446344	B 20 F	498284	M 40
1446364	B 20 F	498285	BW 35

Förord Foreword Avant-propos **Introduccion Vorwort**

1979-11 Grupp Group 1a Sida Page 3

Herrgårdsvagnar Station wagons Breaks Kombiwagen Camionetas rurales

Vagnstyp / Type desig. / Type de voiture / Wagentyp / Modelos	Motortyp / Eng. desig. / Type de moteur / Motortyp / Motor tipo	Det nr motor[1] / Part No. eng.[1] / No de dét. moteur[1] / Motornummer[1] / Motor nro de det.[1]	Växellåda / Gearbox / Boîte de vitesses / Getriebe / Caja de cambios
1451141	B 20 A	496918	M 40
1451141	B 20 A	498250	M 40
1451142	B 20 A	496920	M 40
1451241 FAV	B 20 A	496918	M 40
1451241 BAS	B 20 A	498250	M 40
1451242 FAV	B 20 A	496920	M 40
1451242 BAS	B 20 A	498252	M 40
1451261	B 20 A	496919	BW 35
1451341	B 18 A	496850	M 40
1451341	B 20 A	496918	M 40
1451341	B 20 A	498250	M 40
1451342	B 18 A	496831	M 40
1451342	B 20 A	496920	M 40
1451342	B 20 A	498252	M 40
1451348 2)	B 20 A	498250	M 40
1451361	B 18 A	496832	BW 35
1451361	B 20 A	496919	BW 35
1451361	B 20 A	498251	BW 35
1451362	B 18 A	496833	BW 35
1451362	B 20 A	496921	BW 35
1451362	B 20 A	498253	BW 35
1451368 2)	B 20 A	498251	BW 35
1451369 3)	B 20 A	498253	BW 35
1451641	B 20 A	496918	M 40
1451641	B 20 A	498250	M 40
1451642	B 20 A	496920	M 40
1451741	B 20 A	496918	M 40
1451741	B 20 A	498250	M 40
1451742	B 20 A	496920	M 40
1451742	B 20 A	498252	M 40
1451941 2)	B 18 A	496830	M 40
1451941 2)	B 20 A	496918	M 40
1451961 2)	B 20 A	496919	BW 35
1452341	B 20 D	496931	M 40
1452341	B 20 D	498254	M 40
1452351	B 20 D	496931	M 41
1452361	B 20 D	498255	BW 35
1453341	B 18 A	496836	M 40
1453341	B 20 B	496912	M 40
1453341	B 20 B	498256	M 40
1453342	B 18 B	496837	M 40
1453342	B 20 B	496905	M 40
1453342	B 20 B	498258	M 40
1453343	B 20 B	498256	M 40
1453348 2) 4)	B 20 B	498256	M 40
1453349 3) 7)	B 20 B	498258	M 40
1453361	B 20 B	496913	BW 35
1453363	B 20 B	498257	BW 35
1453368 4)	B 20 B	498257	BW 35
1453441	B 18 B	496836 UAR	M 40
1453441	B 18 B	496865 MAR	M 40
1453441	B 20 B	496912	M 40
1453441 USA	B 20 B	496929	M 40
1453461	B 18 B	496838 UAR	BW 35
1453461	B 18 B	496867 MAR	BW 35
1453461	B 20 B	496913	BW 35
1453461 USA	B 20 B	496930	BW 35
1453941 2) 4)	B 18 B	496836	M 40
1453941 2) 4)	B 20 B	496912	M 40
1453942 7)	B 20 B	496905	M 40
1453961 4)	B 18 B	496838	BW 35
1453961 4)	B 20 B	496913	BW 35
1456341	B 20 F	498284	M 40
1456342	B 20 F		M 40
1456343	B 20 F	498284	M 40
1456344	B 20 F	498284	M 40
1456348 4)	B 20 F	498284	M 40
1456361	B 20 F	498285	BW 35
1456362	B 20 F		BW 35
1456363	B 20 F	498285	BW 35
1456364	B 20 F	498285	BW 35

Den sjunde siffran 1, 2, 3, 4, 8, 9, i typbeteckningen anger följande:
1 = Vänsterstyrd
2 = Högerstyrd
3 = Vänsterstyrd USA exklusive Californien
4 = Vänsterstyrd, USA endast Californien
8 = Vänsterstyrd, monteras i Belgion (VENV) och Canada
9 = Högerstyrd, monteras i Australien, Malaysia och Sydafrika

The seventh digit 1, 2, 3, 4, 8, 9, in the type designation column means:
1 = Left-hand drive
2 = Right-hand drive
3 = Left-hand drive USA except California
4 = Left-hand drive, USA California only
8 = Left-hand drive, assembled in Belgium (VENV) and Canada
9 = Right-hand drive, assembled in Australia, Malaysia and South Africa.

Le dernier chiffre 1, 2, 3, 4, 8, 9, du code de désignation se réfère à ce qui suit :
1 = Direction à gauche
2 = Direction à droite
3 = Direction à gauche, Etats-Unis non compris Californie
4 = Direction à gauche, Etats-Unis, seulement Californie.
8 = Direction à gauche, est monté en Belgique (VENV) et au Canada
9 = Direction à droit, est monté en Australie, en Malaysie et en Afrique du Sud.

Die 7. Ziffer 1, 2, 3, 4, 8, 9, in er Typenbezeichnung bedeutet:
1 = Mit Linkslenkung
2 = Mit Rechtslenkung
3 = Mit Linkslenkung, USA ausschl. Kalifornien
4 = Mit Linkslenkung, USA nur für Kalifornien
8 = Mit Linkslenkung, in Belgien (VENV) und Kanada gebaut
9 = Mit Rechtslenkung, in Australien, Malaysia und Südafrika gebaut

La septima cifra 1, 2, 3, 4, 8, 9 en las especificaciones de tipos se refiere a lo siguiente.
1 = Dirección a la izquierda
2 = Dirección a la derecha
3 = Dirección a la izquierda, EE. UU. exkl. California
4 = Dirección a la izquierda, EE. UU. solamente California
8 = Dirección a la izquierda, se monta en Bélgica (VENV) y Canadá
9 = Dirección a la derecha, se monta en Australia, Malaysia y Sud Africa

Anmärkningar, se sida 4 Notes, see page 5 Remarques, voir page 6

Anmerkungen, siehe Seite 7 Observaciones, véanse pagina 8

Anmärkningar

I katalogen har även följande specialutförande inarbetats:

5371	Nackstöd
5372	Nackstöd
5373	Nackstöd
5374	Nackstöd
5376	Nackstöd
5385	Bakre ventilationsfönster USA, CAN och Tyskland
5401	Specialla detaljer för VENV
5420	Speciella detaljer för Sydafrika
5558	Nackstöd
5559	Nackstöd
5560	Nackstöd
5632	Styr- och parallellstag VST Svenska marknaden
5637	Vindruta för Frankrike och Tyskland
5743	Specialla detaljer för Frankrike
5958	Säkerhetsbälte främre, helt säte 144
5988	Säkerhetsbälte bakre, för Frankrike
S-1510	Utförande för TAXI 144 Beträffande klädsel, se kombination 738
S-1523	Utförande för TAXI 144 Beträffande klädse, se kombination 720 och 738
S-1550	Utförande för TAXI 144, Sverige Beträffande klädsel, se kombination 738 och 739
S-1552	Utförande för TAXi 144, Sverige Beträffande klädsel, se kombination 738 och 739
S-1556	Utförande för TAXI 145, Sverige Beträffande klädsel, se kombination 823 och 824
S-1582	TAXI 145 HT, Sverige Beträffande klädsel, se kombination 850
S-1589	TAXI 145, Sverige Beträffande klädsel, se kombination 823 och 824

1) Kompletta motorer i produktionsutförande lagerföres ej som reservdel.

Reservdelsmotorer

B 20 A det nr 498290-6
B 20 F det nr 498067-8

Reservdelsmotorerna levereras utan svänghjulskåpa, svänghjul, termostat, vattenrör, grenrör, bränslepump, startmotor, fördelare, generator och vevhusventilation.

2) Monteras i Belgien (VENV)
3) Monteras i Australien
4) Monteras i Canada
5) Monteras i Turkiet
6) Monteras i Sydafrika
7) Monteras i Malaysia

1. Produktionsskylt
1.1 · Typbeteckning
1.2 · Färgkod
1.3 · Klädselkombination
1.4 · Specialutförande
2. Typ- och chassinr
3. Karossnr
4. Motorbeteckning
5. Växellåda

S-1593	Körskolebil 142
S-1594	Servostyrning
S-1600	TAXI 144, Sverige Beträffande klädsel, se kombination 757 och 759
S-1601	TAXI 145, Sverige Beträffande klädsel, se kombination 829 och 831
S-1602	TAXI 145 HT, Sverige Beträffande klädsel, se kombination 843
S-1603	TAXI 144, Finland Beträffande klädsel, se kombination 757 och 759
S-1604	TAXI 144, Sverige Beträffande klädsel, se kombination 757 och 759
S-1605	TAXI 145, Sverige Beträffande klädsel, se kombination 829 och 831
S-1606	TAXI 144, Norge Beträffande klädsel, se kombination 759
S-1636	TAXI 144, Danmark, Finland, Norge
S-1647	TAXI, 145, Sverige
S-1648	TAXI, 145, Sverige
S-1654	TAXI, 144, Tyskland
S-1656	Servostyrinrättning
S-1661	Varuvagn 145
S-1665	Körskolebil 142, 144
S-1700	Taxi 144 med mellanruta Sverige
S-1701	Taxi 144 utan mellanruta Sverige
S-1702	Taxi 145 med mellanruta Sverige
S-1703	Taxi 145 utan mellanruta Sverige
S-1704	Taxi, sjuktransportbil 145 med mellanruta Sverige
S-1705	Taxi, sjuktransportbil 145 utan mellanruta Sverige
S-1706	Taxi 145 utan mellanruta Sverige
S-1707	Taxi 145 med mellanruta Sverige
S-1708	Sjuktransportbil 145
S-1709	Taxi 144, Finland, Norge, Danmark
S-1710	Taxi 144 med mellanruta, Österrike
S-1711	Taxi 144 utan mellanruta, Tyskland, Österrike
S-1712	Taxi med mellanruta, Finland, Danmark, Norge
S-1713	Sjuktransportbil 145, Frankrike
S-1714	Ambulans 145
S-1715	Ambulans 145, Frankrike

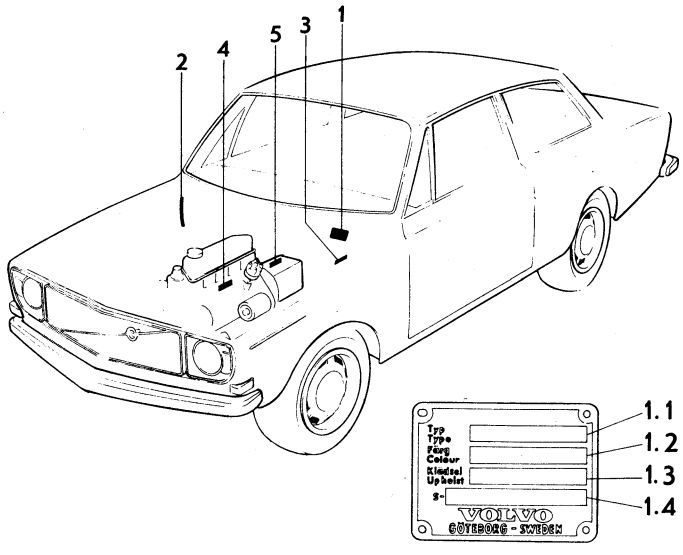

VOLVO
KA 8477

AB VOLVO
Göteborg Sverige
11-1979

		Grupp Group	Sida Page
1979-11	**Foreword**	1	5

Notes

The following special models are also listed in the catalogue:

5371 Headrest
5372 Headrest
5373 Headrest
5374 Headrest
5376 Headrest
5385 Rear ventilator window
USA, CAN and Germany
5401 Special parts for vehicles assembled at VENV
5420 Special parts for South African market
5558 Headrest
5559 Headrest
5560 Headrest
5632 Steering and tie rods, LHD
Swedish market
5637 Windscreen for France and Germany
5743 Special components for France
5958 Seat belt, front, bench-type seat, 144
5988 Seat belt, rear, French market
S-1510 Taxi model 144
Interior trim, see Comb. 738
S-1523 Taxi model 144
Interior trim, see Comb. 720
S-1550 Taxi model 144, Sweden
Interior trim, see Comb. 738 and 739
S-1552 Taxi model 144, Sweden
Interior trim, see Comb. 738 and 739
S-1556 Taxi model 145, Sweden
Interior trim, see Comb. 823 and 824
S-1582 Taxi 145 HT, Sweden
Interior trim, see Comb. 850
S-1589 Taxi 145, Sweden
Interior trim, see Comb. 823 and 824
1) Production model complete engines are not stocked as spare parts.

Reserve engines

B 20 A Part No. 498290-6
B 20 F Part No. 498067-8

Reserve engines are supplied less flywheel casing, flywheel, thermostat, waterpipes, manifolds, fuel pump, starter motor, distributor, alternator and crankcase ventilation:

2) Installed at VENV
3) Installed in Australia
4) Installed in Canada
5) Installed in Turkey
6) Installed in South Africa
7) Installed in Malaysia

1. Designation plate
1.1 · Type designation
1.2 · Colour code
1.3 · Upholstery combination
1.4 · Special model
2. Type and chassis number
3. Body number
4. Engine designation
5. Gearbox

S-1593 Driving school car 142
S-1594 Servo-assisted steering
S-1600 Taxi 144, Sweden
Interior trim see Comb. 757 and 759
S-1601 Taxi 145, Sweden
Interior trim see Comb. 829 and 831
S-1602 Taxi 145 HT, Sweden
Interior trim see Comb. 843
S-1603 Taxi 144, Finland
Interior trim, see Comb. 757 and 759
S-1604 Taxi 144, Sweden
Interior trim, see Comb. 757 and 759
S-1605 Taxi 145, Sweden
Interior trim, see Comb. 829 and 831
S-1606 Taxi 144, Norway
Interior trim, see Comb. 759
S-1636 Taxi 144, Denmark, Finland, Norway
S-1647 Taxi 145, Sweden
S-1648 Taxi 145, Sweden
S-1654 Taxi 144, Germany
S-1656 Servo steering gear
S-1661 145 Express
S-1665 142, 144 Driving School Model
S-1700 144 Taxi with partition, Sweden
S-1701 144 Taxi without partition, Sweden
S-1702 145 Taxi with partition, Sweden
S-1703 145 Taxi without partition, Sweden
S-1704 145 Taxi, hospital transport vehicle with partition, Sweden
S-1705 145 Taxi, hospital transport vehicle without partition, Sweden
S-1706 145 Taxi without partition, Sweden
S-1707 145 Taxi with partition, Sweden
S-1708 145 hospital transport vehicle
S-1709 144 Taxi, Finland, Norway, Denmark
S-1710 144 Taxi with partition, Austria
S-1711 144 Taxi without partition, Germany, Austria
S-1712 Taxi with dividing screen, Finland, Denmak, Norway
S-1713 145 Hospital Transport Vehicle, France
S-1714 145 Ambulance
S-1715 145 Ambulance, France

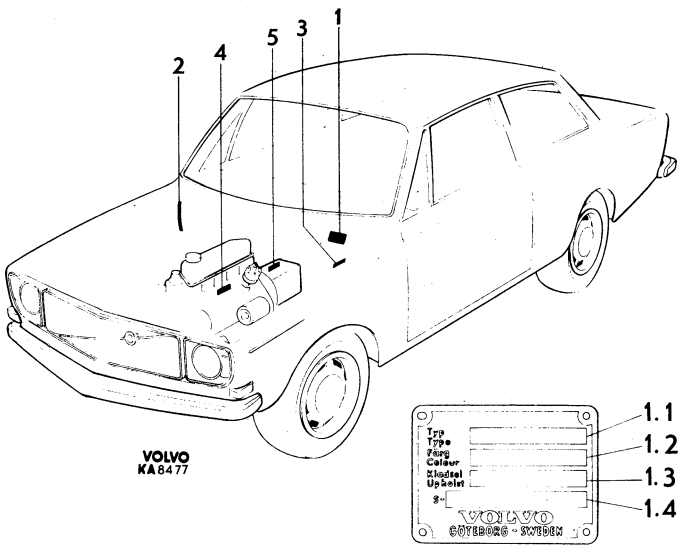

Rémarques

Dans le catalogue, figurent également les versions spéciales suivantes

5371 Appuie-tête
5372 Appuie-tête
5373 Appuie-tête
5374 Appuie-tête
5376 Appuie-tête
5385 Déflecteurs arrière USA, Canada et Allemange
5401 Pièces spéciales pour voitures construites chez VENV
5420 Pièces spéciales pour l'Afrique du Sud
5558 Appuie-tête
5559 Appuie-tête
5560 Appuie-tête
5632 Barres de connexion et d'accouplement Marche Suédois
5637 Pare-brise pour la France et l'Allemange
5743 Pièces spéciales pour la France
5958 Ceinture de sécurité avant, banquette avant
5988 Ceinture de sécurité arrière, pour la France

S-1510 Version Taxi 144
Concernant garniture intérieure, voir combinaison 738
S-1523 Version Taxi 144
Concernant garniture intérieure, voir combinaisons 720 et 738
S-1550 Taxi 144, Suède
Concernant garniture intérieure, voir combinaisons 738 et 739
S-1552 Version Taxi 144, Suède
Concernant gariture intérieure, voir combinasons 738 et 739
S-1556 Version Taxi 145, Suède
Concernant garniture intérieure, voir combinasons 823 et 824
S-1582 Taxi 145 HT, Suède
Concernant garniture interieure, voir combinaison 850

1)Nous ne stockons pas des moteurs de rechange complets version production

Moteurs de rechanges

B 20 A no de dét 498290-6
B 20 F no de dét 498067-8

Les détails suivants ne sont pas compris dans les moteurs de rechange livrés : carter de volant, volant thermostat, canalisation d'eau, collecteur d'échappement, pompe à essence, démarreur, distributeur, alternateur et ventilation de carter de vilebrequin.

2) Est monté à VENV
3) Est monté a Australie
4) Est monté en Canada
5) Est monté en Turquie
6) Est monté en Afrique du Sud
7) Est monté en Malaisie

1. Plaque de produit
1.1 · Désignation de type
1.2 · Code de couleur
1.3 · Combinaison de garniture
1.4 · Version spéciale
2. No de type et de châssis
3. No de carosserie
4. Désignation de moteur Boîte de vitesses

S-1589 Taxi 145, Suède
Concernant garniture intérieure, voir combinaisons 823 et 824
S-1593 Voiture-école 142
S-1594 Servo-direction
S-1600 Taxi 144, Suède
Concernant garniture intérieure, voir combinaisons 757 et 759
S-1601 Taxi 145, Suède
Concernant garniture intérieure, voir combinaisons 829 et 831
S-1602 Taxi 145 HT, Suède
Concernant garniture intérieure, coir combinaison 843
S-1603 Taxi 144, Finlande
Concernant garniture intérieure, voir combinaisons 757 et 759
S-1604 Taxi 144, Suède
Concernant garniture intérieure, voir combinaisons 757 et 759
S-1605 Taxi 145, Suède
Concernant garniture intérieure, voir combinaisons 829 et 831
S-1606 Taxi 144, Norvège
Concernant garniture intérieure, voir combinaison 759
S-1636 Taxi 144, Danemark, Finlande, Norvège
S-1647 Taxi 145, Suède
S-1648 Taxi 145, Suède
S-1654 Taxi 144, Allemagne
S-1656 Servo-direction
S-1661 Véhicule de distribution 145
S-1665 Voiture-école 142, 144
S-1700 Taxi 144 avec glace mitoyenne Suède
S-1701 Taxi 144 sans glace mitoyenne, Suède
S-1702 Taxi 145 avec glace mitoyenne, Suède
S-1703 Taxi 145 sans glace mitoyenne, Suède
S-1704 Taxi, ambulance 145 avec glace mitoyenne, Suède
S-1705 Taxi ambulance 145 sans glace mitoyenne, Suède
S-1706 Taxi 145 sans glace mitoyenne, Suède
S-1707 Taxi 145 avec glace mitoyenne, Suède
S-1708 Ambulance 145
S-1709 Taxi 144, Finlande, Norvège, Danemark
S-1710 Taxi 144 avec glace mitoyenne, Autriche
S-1711 Taxi 144 sans glace mitoyenne, Allemange, Autriche
S-1712 Taxi avec de séparation intérieure, Finlande, Danemark Norvège
S-1713 Version Transport de malades 145, France
S-1714 Ambulance 145
S-1715 Ambulance 145, France

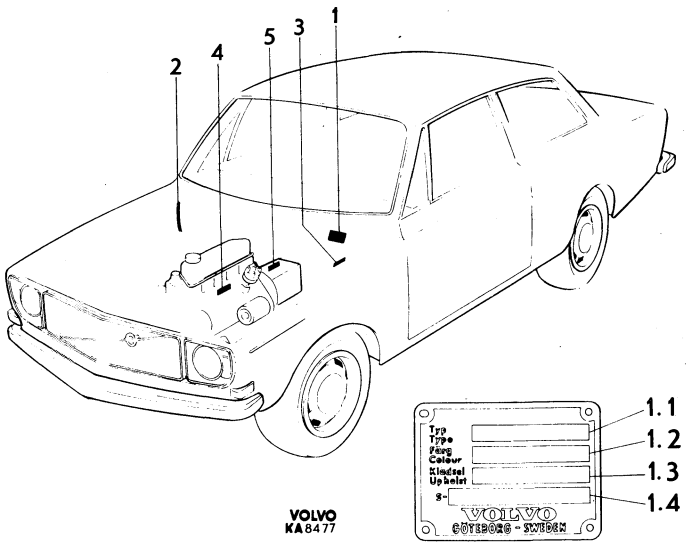

Anmerkungen

In dem Katalog sind auch folgende Spezialausführungen aufgeführt.

5371 Kopfstütze
5372 Kopfstütze
5373 Kopfstütze
5374 Kopfstütze
5376 Kopfstütze
5385 Hinteres Ventilationsfenster
für USA, CAN und Deutschland
5401 Spezielle Detaile für in VENV gebaute Fahrzeuge
5420 Spezielle Detaile für Südafrika
5558 Kopfstütze
5559 Kopfstütze
5560 Kopfstütze
5632 Lenk- und Spürstange VST
Schwedischer Markt
5637 Windschutzscheibe für Frankreich und Deutschland
5743 Besondere Teile für Frankreich
5958 Sicherheitsgurt, vorderer, Sitzbank
5988 Sicherheitsgurt, hinterer für Frankreich
S-1510 Ausführung für TAXI 144
Sitzbezüge betreffend, siehe Kode 738
S-1523 Ausführung für TAXI 144
Sitzbezüge betreffend, siehe Kode 720 und 738
S-1550 Ausführung für TAXI 144, Schweden
Sitzbezüge betreffend, siehe Kode 738 und 739
S-1552 Ausführung für TAXI 144, Schweden
Sitzbezüge betreffend, siehe Kode 738 und 739
S-1556 Ausführung für TAXI 145, Schweden
Sitzbezüge betreffend, siehe Kode 823 und 824
S-1582 TAXI 145 HT, Schweden
Sitzbezüge betreffend, siehe Kode 850
S-1589 TAXI 145, Schweden
Sitzbezüge betreffend, siehe Kode 823 und 824

1) Kpl. Motoren in Produktionsausführung werden nicht als Ersatzteil auf Lager geführt.

Ersatzteilmotoren

B 20 A Ersatzteilnr. 498290-6
B 20 F Ersatzteilnr. 498067-8

Erstazteilmotoren werden ohne Schwungradsgehäuse, Schwungrad, Thermostat, Wasserrohr, Auspuffkrümmer, Kraftstoffpumpe, Anlasser, Verteiler, Drehstrom-Lichtmaschine und Kurbelgehäuseentlüftung geliefert.

2) Wird bei der VENV montiert
3) Wird in Australien montiert
4) Wird in Kanada montiert
5) Wird in der Türkei montiert
6) Wird in Südafrika montiert
7) Wird in Malaysia montiert

1. Produktschild
1.1 · Typenbezeichnung
1.2 · Farbkode
1.3 · Bezugskombination
1.4 · Spezialausführung
2. Typ- und Fahrgestellnummer
3. Karosserienummer
4. Motorbezeichnung
5. Getriebe

S-1593 Fahrschulwagen 142
S-1594 Servolenkung
S-1600 Taxi 144, Schweden
Sitzbezüge betreffend, siehe Kode 757 und 759
S-1601 TAXI 145, Schweden
Sitzbezüge betreffend, siehe Kode 829 und 831
S-1602 TAXI 145 HT, Schweden
Sitzbezüge betreffend, siehe Kode 843
S-1603 TAXI 144, Finnland
Sitzbezüge betreffend, siehe Kode 757 und 759
S-1604 TAXI 144, Schweden
Sitzbezüge betreffend, siehe Kode 757 und 759
S-1605 TAXI 145, Schweden
Sitzbezüge betreffend, siehe Kode 829 und 831
S-1606 TAXI 144, Norwegen
Sitzbezüge betreffend, siehe Kode 759
S-1636 TAXI 144, Dänemark, Finnland, Norwegen
S-1647 TAXI 145, Schweden
S-1648 TAXI 145, Schweden
S-1654 TAXI 144, Deutschland
S-1656 Servolenkung
S-1661 Warentransport 145
S-1665 Fahrschulwagen 142, 144
S-1700 Taxi 144 mit Trennwandscheibe, Schweden
S-1701 Taxi 144 ohne Trennwandscheibe, Schweden
S-1702 Taxi 145 mit Trennwandscheibe, Schweden
S-1703 Taxi 145 ohne Trennwandscheibe, Schweden
S-1704 Taxi, Krankentransportwagen 145 mit Trennwandscheibe, Schweden
S-1705 Taxi, Krankentransportwagen 145 ohne Trennwandscheibe, Schweden
S-1706 Taxi 145 ohne Trennwandscheibe, Schweden
S-1707 Taxi 145 mit Trennwandscheibe, Schweden
S-1708 Krankentransportwagen 145
S-1709 Taxi 144, Finnland, Norwegen, Dänemark
S-1710 Taxi 144 mit Trennwandscheibe, Österreich
S-1711 Taxi 144 ohne Trennwandscheibe, Deutschland, Österreich
S-1712 Taxi mit Trennscheibe, Finnland, Dänemark, Norwegen
S-1713 Krankentransporter 145, Frankreich
S-1714 Krankenwagen 145
S-1715 Krankenwagen 145, Frankreich

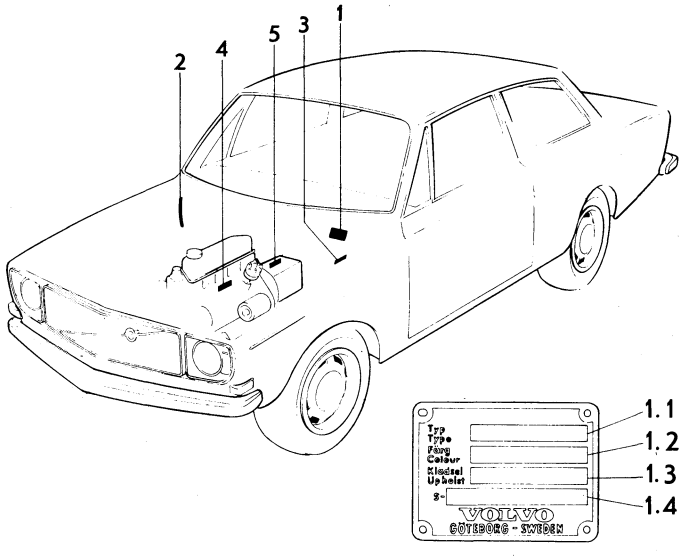

VOLVO KA 8477

Observaciones

En el catálogo se han también incluido los siguintes ejecuciones especiales:

5371 Apoyanuca
5372 Apoyanuca
5373 Apoyanuca
5374 Apoyanuca
5376 Apoyanuca
5385 Ventanilla de ventilación trasero, EE.UU., Canadá y Alemania.
5401 Piezas de repuesto especiales para vehiculos construidos en VENV
5420 Piezas de repuesto especiales para Sudáfrica
5558 Apoyanuca
5559 Apoyanuca
5560 Apoyanuca
5632 Barras de dirección y de acoplamiento, dir. isq. Mercado sueco
5637 Parabrisas para Francia y Alemania
5743 Detalles especiales para Francia
5958 Correas seguridad, delanteras, asiento interizo 144
5988 Correas de seguridad posteriores, para Francia
S-1510 Ejecución para TAXI 144
Con respecto al tapizado ver combinación 738
S-1523 Ejecución para TAXI 144
Con respecto al tapizado ver combinación 720 y 738
S-1550 Ejecución para TAXI 144, Suecia
Con respecto al tapizado ver combinación 738 y 739
S-1552 Ejecución para TAXI 144, Suecia
Con respecto al tapizdo ver combinación 738 y 739
S-1556 Ejecución para TAXI 145, Suecia
Con respecto al tapizado ver combinación 823 y 824
S-1582 TAXI 145 HT, Suecia
Con respecto al tapizado ver combinación 850
S-1589 TAXI 145, Suecia
Con respecto al tapizado ver combinación 823 y 824

1) No tenemos en existencia como repuesto motores completos en version de producción.

Motores de recambio

B 20 A nro. de det. 498290-6
B 20 F nro. de det. 498067-8

Los motores de recambio se suministran sin cubierta del volante, volante, termóstato tubo de agua, múltiple de escape, bomba de combustible, motor de arranque, distribuidor, alternador y ventilación de carter.

2) Se monta en VENV
3) Se monta en Australia
4) Se monta en Canadá
5) Se monta en Turquia
6) Se monta en Sud Africa
7) Se monta en Malaisia

1. Place de identificación
1.1 · Designación de tipo
1.2 · Código de color
1.3 · Combinación de tapizado
1.4 · Versión especial
2. Designación de tipo y nro. de chasis
3. Numero de carrocería
4. Designación de motor
5. Caja de cambios

S-1593 Auto aprendizaje de conducción 142
S-1594 Dirección asistida
S-1600 TAXI 144, Suecia
Con respecto al tapizado ver combinación 757 y 759
S-1601 TAXI 145, Suecia
Con respecto al tapizado ver combinación 829 y 831
S-1602 TAXI 145 HT, Suecia
Con respecto al rapizado ver combinación 843
S-1603 TAXI 144, Finlandia
Con respecto al tapizado ver combinación 757 y 759
S-1604 TAXI 144, Suecia
Con respecto al tapizado ver combinación 757 y 759
S-1605 TAXI 145, Suecia
Con respecto al tipizado ver combinación 829 y 831
S-1606 TAXI 144, Norvega
Con respecto al tapizado ver combinación 759
S-1636 TAXI 144, Dinamarca, Finlandia, Noruega
S-1647 TAXI 145, Suecia
S-1648 TAXI 145, Suecia
S-1654 TAXI 144, Alemania
S-1656 Sistema de dirección servo assistido
S-1661 Furgoneta 145
S-1665 Auto-escuela 142, 144
S-1700 Taxi 144 con ventanilla interna de separación Suecia
S-1701 Taxi 144 sin ventanilla interna de separación Suecia
S-1702 Taxi 145 con ventanilla interna de separación, Suecia
S-1703 Taxi 145 sin ventanilla interna de separación, Suecia
S-1704 Taxi, para transportar enfermos 145 con ventanilla interna de separación, Suecia
S-1705 Taxi, para transportar enfermos 145 sin ventanilla interna de separación, Suecia
S-1706 Taxi 145 sin ventanilla interna de separación, Suecia
S-1707 Taxi 145 con ventanilla interna de separación, Suecia
S-1708 Vehículo para transportar enfermos 145
S-1709 Taxi 144 con ventanilla interna de separación, Austria
S-1710 Taxi 144 con ventanilla interna de separación, Austria
S-1711 Taxi 144 sin ventanilla interna de separación, Alemania, Austria
S-1712 Taxi con cristal interior de separación, Finlandia, Dinamarca y Noruega
S-1713 Ambulancia 145, Francia
S-1714 Ambulancia 145
S-1715 Ambulancia 145, Francia

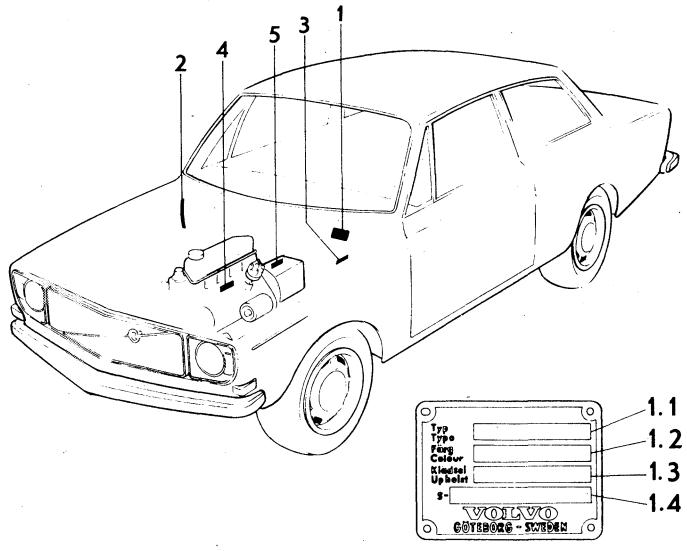

VOLVO KA8477

		Grupp Group	Sida Page
1979-11 PV	Förord Förkortningar	1b	1

A	= ampére
ALT	= alternativ
ANT KUGGAR	= antal kuggar
B	= bredd
BAS	= basutförande
BLÅ	
CAN	= Canada
CH-XXXXX	= t o m chassi nr
CH XXXXX-	= fr o m chassi nr
D	= diameter, yttre
DET SE SIDA	= ingående detaljer se sida
DI	= diameter, inre
EEC	= För vagnar på EEC-marknaden
ERF	= erforderligt antal = erforderlig längd etc
ERS AV	= ersättes av
ET	= engelsk text
ETC	= etcetera
EXCL	= exklusive
FAV (BAS)	= Favorit, Basutförande
FS	= för vagnar med framstolar
GRÅ	
GUL	
GV	= med golvväxel
H	= höger
HS	= för vagnar med helt säte
HST	= högerstyrd
HT	= höjt tak
HV	= herrgårdsvagn
INCL	= inklusive
KAROSS-XXXXX	= t o m kaross nr
KAROSS XXXXX-	= fr o m kaross nr
KM	= kilometer
KMPL	= komplett
KOMB	= klädselkombination
L	= liter, längd
LAGERFÖRES EJ	= detaljen lagerföres ej som reservdel
LPF	= luftfilter, pappersfilter
MAC	= med luftkonditionering
MAR	= med avgasrenare
MCOMBU	= förberedd för luftkonditionering
MDS	= med differentialspärr
MER	= med eluppvärmd ruta
METERVARA	
MF	= med friskluftsanläggning utan bilvärmare
MLD	= med ljuddämpande luftfilter
MLF	= med luftförvärmning
MM	= millimeter
MO-XXXXX	= t o m motor nr
MO XXXXX-	= fr o m motor nr
MPOS	= med positiv vevhusventilation
MRA	= med returledning för avgaser
MS	= med servostyrning
MST	= med strumpa för luftfilter
MTL	= med taklucka
MTRF	= med termostatreglerad fläkt
MV	= med värmeelement
MÄRKT	= märkt med
NF	= normalfläkt
NR	= nummer
NT	= normalt tak
OBF	= oljebadfilter
OMKR	= omkring nr
ROT	= oktantal (metod Research)
RV	= med rattväxel
RÖD	
S	= ingår i satsförpackning
SBMR	= säkerhetsbälte med rullar
SBUR	= säkerhetsbälte utan rullar
SE GRUPP	
SE POS	
SE SIDA	
SEN UTF	= senare utförande
SM	= svenska marknaden
SPEC UTF	= specialutförande
ST	= styck
STD	= standardutförande
STD D	= standarddimension
SV	= skåpvagn
SVART	
SVG	= skåpvagn, glasad sida
SVP	= skåpvagn, plåtsida
SVT	= svensk text
TF	= tropikfläkt
TID UTF	= tidigare utförande
TJ	= tjocklek
TUM	
UAC	= utan luftkonditionering
UAR	= utan avgasrenare
UCOMBU	= ej försedd med luftkonditionering
UD	= underdimension
UDS	= utan differentialspärr
UER	= utan eluppvärmd ruta
ULD	= utan ljuddämpande luftfilter
ULF	= utan luftförvärmning
UPOS	= utan positiv vevhusventilation
URA	= utan returlednng för avgaser
US	= utan servostyrning
USA	= Amerikas Förenta Stater
UST	= utan strumpa för luftfilter
UTL	= utan taklucka
UTRF	= utan termostatreglerad fläkt
"UTV 4,88/1"	= utväxlingsförhållande
UV	= utan värmeelement
V	= volt, vänster
VARU	= varutransport
VENV	= endast för vagnar byggda av Volvo Europa Naamloze Vennootschap Belgien
VFH	= vagnar för högertrafik
VFV	= vagnar för vänstertrafik
VIT	
VST	= vänstertyrd
VXL	= växellåda
W	= watt
ÖD	= överdimension

Sida Page	Grupp Group		
2	1b	Foreword Abbreviations	1979-11 PV

A	= ampére
ALT	= alternative
ANT KUGGAR	= number ot teeth
B	= width
BAS	= basic model
BLÅ	= blue
CAN	= Canada
CH-XXXXX	= up to chassis No..
CH XXXXX-	= with effect from chassis No.
D	= diameter, external
DET SE SIDA	= components parts listed on page
DI	= diameter, internal
EEC	= vehicles for EEC markets
ERF	= order as required, state required length etc
ERS AV	= superseded by
ET	= English text
ETC	= etcetera
EXCL	= exclusive
FAV (BAS)	= Favorit, Basic design
FS	= for cars with separate front seats
GRÅ	= grey
GUL	= yellow
GV	= with floor change
H	= right
HS	= for cars with bench-type front seat
HST	= right hand drive
HT	= raised roof
HV	= station wagon
INCL	= inclusive
KAROSS-XXXXX	= up to body No.
KAROSS XXXXX-	= with effect from body No.
KM	= kilometre
KMPL	= complete
KOMB	= upholstery combination
L	= litre, length
LAGERFÖRES EJ	= part not stocked as spare
LPF	= air filter, paper filter
MAC	= with air conditioning
MAR	= with exhaust emission control unit
MCOMBU	= pre-adapted for air conditioning
MDS	= with differential lock
MER	= with heated rear window
METERVARA	= sold by length
MF	= with fresh air unit less heater
MLD	= with silencing air filter
MLF	= with air pre-heating
MM	= millimetre
MO-XXXXX	= up to engine No.
MO XXXXX-	= with effect from engine No.
MPOS	= with positive crankcase ventilation
MRA	= with exhaust gas recirculation
MS	= with servo assisted steering
MST	= with screen for air filter
MTL	= with sliding roof
MTRF	= with termo-regulated fan
MV	= with heater
MÄRKT	= marked
NF	= nomal fan
NR	= number
NT	= normal roof
OBF	= oil bath filter
OMKR	= number approximately
ROT	= research octane number
RV	= with steering column change
RÖD	= red
S	= included in parts kit
SBMR	= inertia type safety belt
SBUR	= fixed safety belt
SE GRUPP	= See Group
SE POS	= See Fig
SE SIDA	= See Page
SEN UTF	= late production
SM	= Swedish market
SPEC UTF	= special model
ST	= piece(s)
STD	= standard design
STD D	= standard size
SV	= parcel van
SVART	= black
SVG	= parcel van, with side windows
SVP	= parcel van, metal sides
SVT	= Swedish text
TF	= tropical fan
TID UTF	= early production
TJ	= thickness
TUM	= inch(es)
UAC	= without air conditioning
UAR	= without exhaust emission control unit
UCOMBU	= not pre-adapted for air conditioning
UD	= undersize
UDS	= without differential lock
UER	= without heated rear window
ULD	= without silencing air filter
ULF	= without air pre-heating
UPOS	= without positive crankcase ventilation
URA	= without exhaust gas recirculation
US	= without servo assisted steering
USA	= United States of America
UST	= without screen for air filter
UTL	= without sliding roof
UTRF	= without termo-regulated fan
"UTV 4,88/1"	= ratio
UV	= without heater
V	= volt, left
VARU	= Parcel van
VENV	= only for vehicles manufactured by Volvo Europa Naamloze Vennootschap, Belgium
VFH	= vehicles for RH traffic
VFV	= vehicles for LH traffic
VIT	= white
VST	= left hand drive
VXL	= gearbox
W	= watt
ÖD	= oversize

A	= ampère
ALT	= alternative
ANT KUGGAR	= nombre de dents
B	= largeur
BAS	= version de base
BLÅ	= bleu
CAN	= Canada
CH-XXXXX	= jusqu'au châssis No
CH XXXXX-	= à partir du châssis No
D	= diamètre, extérieur
DET SE SIDA	= Composant, voir page
DI	= diamètre, intérieur
EEC	= Pour véhicules destinés au Marché commun
ERF	= quantité nécessaire longueur nécessaire etc
ERS AV	= remplacé par
ET	= texte anglais
ETC	= et cætera
EXCL	= exclus
FAV (BAS)	= Favorit, version de base
FS	= pour véhicule avec sièges avant
GRÅ	= gris
GUL	= jaune
GV	= avec levier au plancher
H	= droite
HS	= pour véhicule avec banquette
HST	= conduite à droite
HT	= toit surélevé
HV	= break
INCL	= inclus, y compris
KAROSS-XXXXX	= jusqú à la carosserie No
KAROSS XXXXX-	= à partir de la carosserie No
KM	= kilomètre
KMPL	= complet
KOMB	= combinaison de garnitures
L	= litre, longeuer
LAGERFÖRES EJ	= n'est pas stocké comme pièce de rechange
LPF	= filtre à air, élément en papier
MAC	= avec conditionnement d'air
MAR	= avec purificateur d'échappement
MCOMBU	= prévu pour montage du système de conditionnement d'air
MDS	= avec blocage de différentiel
MER	= avec chauffage de la place arrière
METERVARA	= au mètre
MF	= avec système de ventilation en air frais
MLD	= avec filtre à air amortisseur de bruit
MLF	= avec préchauffage de l'air
MM	= millimètre
MO-XXXXX	= jusqu'au moteur No
MO XXXXX-	= à partir du moteur No
MPOS	= avec ventilation de carter positive
MRA	= avec canalisation de retour des gaz d'échappement
MS	= avec servo-direction
MST	= avec manchon pour filtre à air
MTL	= avec ouverture au toit
MTRF	= avec ventilateur réglé par thermostat
MV	= avec chauffage
MÄRKT	= marqué de
NF	= ventilateur tropical
NR	= numéro
NT	= toit normal
OBF	= filtre à bain d'huile
OMKR	= environ No
ROT	= endice d'octane (methode Research)
RV	= avec changement de vitesse au volant
RÖD	= rouge
S	= fait partie de jeu complet de réparation
SBMR	= ceintures de sécurité à rouleaux
SBUR	= ceintures de sécurité sans rouleaux
SE GRUPP	= voir groupe
SE POS	= voir position
SE SIDA	= voir page
SEN UTF	= production postérieure
SM	= marché suédois
SPEC UTF	= construction spéciale
ST	= pièce
STD	= version standard
STD D	= dimension standard
SV	= fourgon
SVART	= noir
SVG	= fourgon, à vitres panoramiques
SVP	= fourgon tôlé
SVT	= texte suédois
TF	= ventilateur tropical
TID UTF	= production antérieure
TJ	= épaisseur
TUM	= pouce
UAC	= sans système de conditionnement d'air
UAR	= sans purificateur d'échappement
UCOMBU	= non prévu pour le montage du système de conditionnement d'air
UD	= côté intérieure
UDS	= sans blocage de différentiel
UER	= sans chauffage de la glace arrière
ULD	= sans filtre à air amortisseur de bruit
ULF	= sans préchauffage d'air
UPOS	= sans ventilation positive de carter
URA	= sans tuyau de retour des gaz d'échappement
US	= sans servo-direction
USA	= Etats-Unis d'Amérique
UST	= sans manchon pour filtre à air
UTL	= sans ouverture au toit
UTRF	= sans ventilateur régle par thermostat
"UTV 4,88/1"	= rapport de démultiplication
UV	= sans chauffage
V	= volt, gauche
VARU	= Transport de marchandises
VENV	= seulement pour véhicule construits pour Volvo Europa Naamloze Vennootschap Belgique
VFH	= véhicule pour circulation à droit
VFV	= véhicule pour circulation à gauche
VIT	= blanc
VST	= direction à gauche
VXL	= boîte de vitesses
W	= watt
ÖD	= cote supérieure

Sida Page	Grupp Group		
4	1b	Vorwort Abkürzungen	1979-11 PV

A	= Ampere
ALT	= wahlweise
ANT KUGGAR	= Zähnezahl
B	= Breite
BAS	= Grundausführung
BLÅ	= blau
CAN	= Kanada
CH-XXXXX	= einschl. Fahrgestellnr
CH XXXXX-	= ab Fahrgestellnr
D	= Aussendurchmesser
DET SE SIDA	= Einzelteile s. Seite
DI	= Innendurchmesser
EEC	= für Wagen auf dem EWG-Markt
ERF	= erforderliche Anzahl erforderliche Länge usw.
ERS AV	= ersetzt durch
ET	= englischer Text
ETC	= usw
EXCL	= ausschliesslich
FAV (BAS)	= Favorit, Grundausführung
FS	= für Wagen mit Vordersitzen
GRÅ	= grau
GUL	= gelb
GV	= mit Mittelschaltung
H	= rechts
HS	= für Wagen mit Sitzbank
HST	= Rechtslenkung
HT	= erhöhtes Dach
HV	= Kombi
INCL	= einschliesslich
KAROSS-XXXXX	= bis einschl. Karosserie-Nr
KAROSS XXXXX-	= ab Karosserie-Nr
KM	= km
KMPL	= komplett
KOMB	= Kombination Bezüge
L	= Liter, Länge
LARGERFÖRES EJ	= nicht als Ersatzteil lagervorrätig
LPF	= Luftfilter, Papierfilter
MAC	= mit Klimaanlage
MAR	= mit Auspuffreiniger
MCOMBU	= für Klimaanlage vorbereitet
MDS	= mit Ausgleichsperre
MER	= mit elektr. beheizten Rückfenster
METERVARA	= Meterware
MF	= mit Frischluftanlage
MLD	= mit geräuschdämpfendem Luftfilter
MLF	= mit Luftvorwärmung
MM	= mm
MO-XXXXX	= bis einschl. Motornr
MO XXXXX-	= ab Motornr
MPOS	= mit positiver Kurbelgehäuselüftung
MRA	= mit Rückleitung für Abgase
MS	= mit Servolenkung
MST	= mit Luftfilterüberzug
MTL	= mit Dochklappe
MTRF	= Lüfter mit Thermostatregelung
MV	= mit Heizung
MÄRKT	= gekennzeichnet mit
NF	= Normallüfter
NR	= Nummer
NT	= normales Dach
OBF	= Ölbadfilter
OMKR	= ungefähre Nr
ROT	= Oktanzahl (Methode Research)
RV	= mit Lenkradschaltung
RÖD	= rot
S	= gehört zur Satzverpackung
SBMR	= Sicherheitsgurt mit Rollen
SBUR	= Sicherheitsgurt ohne Rollen
SE GRUPP	= siehe Gruppe
SE POS	= siehe Position
SE SIDA	= siehe Seite
SEN UTF	= jetzige Ausführung
SM	= für den schwedischen Markt
SPEC UTF	= Spezialausführung
ST	= Stück
STD	= Serienmässige Ausführung
STD D	= Standardabmessung
SV	= Transporter
SVART	= schwarz
SVG	= Transporter, mit verglasten Karosserieseiten
SVP	= Transporter mit fensterlosen Karosserieseiten
SVT	= schwedischer Text
TF	= Tropenlüfter
TID UTF	= frühere Ausführung
TJ	= Stärke
TUM	= Zoll
UAC	= ohne Klimaanlage
UAR	= ohne Auspuffreiniger
UCOMBU	= nicht für Klimaanlage vorbereitet
UD	= untergrösse
UDS	= ohne Ausgleichsperre
UER	= ohne elektr. beheiztes Rückfenster
ULD	= ohne geräuschdämpfendes Luftfilter
ULF	= ohne Luftvorwarmung
UPOS	= ohne positive Kurbelgehäuselüftung
URA	= ohne Rückleitung für Abgase
US	= ohne Servolenkung
USA	= USA
UST	= ohne Luftfilterüberzug
UTL	= ohne Dachklappe
UTRF	= Lüfter ohne Thermostatregelung
''UTV 4,88/1''	= Übersetzungsverhältnis
UV	= ohne Heizung
V	= Volt, links
VARU	= Warentransporter
VENV	= nur für Fahrzeuge bei Volvo Europa = Naamloze Vennootschap gebaut
VFH	= Fahrzeuge für Rechtsverkehr
VFV	= Fahrzeuge für Linksverkehr
VIT	= weiss
VST	= Linkslenkung
VXL	= Getriebe
W	= watt
ÖD	= Übergrösse

A	= amperio
ALT	= alternativa
ANT KUGGAR	= número de dientes
B	= ancho
BAS	= versión base
BLÅ	= azul
CAN	= Canada
CH-XXXXX	= hasta el chasis nro
CH XXXXX-	= a partir del chasis nro
D	= diámetro, exterior
DET SE SIDA	= detalles componentes, véase pág.
DI	= diámetro, interior
EEC	= para vehículos a los países de la CEE
ERF	= cantidad necesaria, longitud necesaria etc
ERS AV	= reemplazado por
ET	= texto inglés
ETC	= etcétera
EXCL	= exclusive
FAV (BAS)	= Favorit, versión base
FS	= para caches con asiéntos delanteros individuales
GRÅ	= gris
GUL	= amarillo
GV	= con palanca de cambios en el piso
H	= derecha
HS	= para coches con asiento delantero enterizo
HST	= dirección a la derecha
HT	= techo elevado
HV	= camioneta rural
INCL	= inclusivo
KAROSS-XXXXX	= hasta la carroceria nro.
KAROSS XXXXX-	= a partir de la carroceria nro.
KM	= kilómetro
KMPL	= completo
KOMB	= combinación de tapizado
L	= litros, longitud
LAGERFÖRES EJ	= no tenemos en existencia como pieza de repuesto
LPF	= filtro de aire, elemento del papel
MAC	= con acondicionamiento de aire
MAR	= con purificador de gases de escape
MCOMBU	= preparado para acondicionamiento de aire
MDS	= con blocaje de diferencial
MER	= con luna trasera eléctricamente calentada
METERVARA	= artículos por metro
MF	= con sistema de calefacción tipo aire fresco
MLD	= con filtro de aire silenciador
MLF	= con precalentamiento del aire
MM	= milímetros
MO-XXXXX	= hasta el motor nro.
MO XXXXX-	= a partir del motor nro.
MPOS	= con ventilación de cárter positiva
MRA	= con tubo de retorno para los gases de escape
MS	= con servodirección
MST	= con camisa para el filtro de aire
MTL	= con portezuela de techo
MTRF	= con ventilador termostáticamento regulado
MV	= con calefacción
MÄRKT	= marcado
NF	= ventilador standard
NR	= número
NT	= techo de altura normal
OBF	= filtro de aire en baño de aceite
OMKR	= alrededor del nro.
ROT	= indice de octano (metodo Research)
RV	= con palanca de cambios bajo el volante
RÖD	= rojo
S	= forma parte del empaque por juego
SBMR	= correa de seguridad con rodillos
SBUR	= correa de seguridad sin rodillos
SE GRUPP	= véase grupo
SE POS	= véase posición
SE SIDA	= véase pág.
SEN UTF	= producción posterior
SM	= mercado sueco
SPEC UTF	= ejecución especial
ST	= cada uno
STD	= vérsion standard
STD D	= dimensión standard
SV	= furgón
SVART	= negro
SVG	= furgón, ventanillas laterales
SVP	= furgón, sin ventanillas
SVT	= texto sueco
TF	= ventilador tropical
TID UFT	= producción anterior
TJ	= espesor
TUM	= pulgada
UAC	= sin acondicionamiento de aire
UAR	= sin purificador de gases de escape
UCOMBU	= no preparado para acondicionamiento de aire
UD	= subdimensión
UDS	= sin blocaje de diferencial
UER	= sin luna trasera eléctricamente calentada
ULD	= sin filtro de aire silenciador
ULF	= sin calefactor de aire
UPOS	= sin ventilación de cárter positiva
URA	= sin tubo de retorno para los gases de escape
US	= sin servodirección
USA	= Estados Unidos de América
UST	= sin camisa para el filtro de aire
UTL	= sin portezuela de techo
UTRF	= sin ventilador termostáticamente regulador
"UTV 4,88/1"	= relación
UV	= sin calefacción
V	= volt, izquierdo
VARU	= transporte de mercancías
VENV	= únicamente para vehiculos construidos por Volvo Europa Naamloze Vennootschap Bélgica
VFH	= camiones para tránsito a la derecha
VFV	= camiones para tránsito a la izquierda
VIT	= blanco
VST	= dirección a la izquierda
VXL	= caja de cambios
W	= watio
ÖD	= sobredimensión

VOLVO

0001

	Innehållsförteckning Index	Inhaltsverzeichnis Indice	Grupp Group	Sida Page
1979–11	Table des matières		2a	1

0020
0040 MOTOR — Sida — Koord.
0060
0080 Motor med monteringsdetaljer ..... 2 — 1-C03
0100
0120
0140
0160
0180 ENGINE — Page — Grid
0200
0220 Engine and installation components ..... 2 — 1-C03
0240
0260
0280
0300
0320 MOTEUR — Page — Grid
0340
0360 Moteur et détails de montage ..... 2 — 1-C03
0380
0400
0420
0440
0460 MOTOR — Seite — Grid
0480
0500 Motor mit Einbauteilen ..... 2 — 1-C03
0520
0540
0560
0580
0600 MOTOR — Página — Grid
0620
0640 Motor con piezas de montaje ..... 2 — 1-C03

Sida / Page	Grupp / Group	Motor med monterings–detaljer	Engine and installation components	Illustration
2	2a			9567 1979–11

	Pos. / Fig.	Antal/Quantity B18A	B18B	B20A B20B B20D	B20E B20F	Artikel nr / Part No	Benämning	Description	Sats / Kit	B P S R	Anmärkning / Notes	
	1	1	1	–	–	419465-0	Cylinderblock	Cylinder block				0020
x		–	–	1	1	460918-6	Cylinderblock	Cylinder block			(460365)	0040
		–	–	–	–		. Det. se sida 10, 1-C11	. Comps page 10, 1-C11				0060
	2	1	1	1	1	82745-1	Avtappningskran	Drain cock			TID UTF	0080
	3	1	1	–	–	419484-1	Ventilationsrör	Breather pipe			TID UTF	0100
												0120
		–	–	–	–		Positiv vevhus–ventilation	Positive crank–case ventilation				0140 0160
	4	1	1	–	–	418906-4	•Oljefälla	•Oil trap			ERS AV 1 ST 419743–0, 50 MM 942390–6, 1 ST 943294–9.	0180 0200 0220
	5	–	–	1	–	419743-0	•Oljefälla	•Oil trap			TID UTF. D=22.	0260
		–	–	1	1	419808-1	•Oljefälla	•Oil trap			SEN UTF. D=27.	0280
	6	1	1	1	–	418412-3	•Tätningsring	•Seal ring			B18. TID UTF B20. DI 21.	0300 0320
		–	–	1	1	419805-7	•Tätningsring	•Seal ring			SEN UTF B20. DI 26.	0340
	7	1	1	1	1	955512-9	•Skruv	•Screw				0360
	8	1	1	–	–	419422-1	•Slang	•Hose			TID UTF	0440
	9	50MM	50MM	–	–	942390-6	•Slang	•Hose			SEN UTF	0460
	10	1	1	–	–	943294-9	•Slangklammer	•Hose clip			SEN UTF	0480
	11	1	1	–	–	418982-5	•Ventil	•Valve				0500
x	12	60MM	60MM	–	–	947908-0	•Slang	•Hose			VST	0520
x		290	290	–	–	947908-0	•Slang	•Hose			HST	0540
	13	1	1	–	–	419446-0	•T–nippel	•T–piece				0560
x	14	290	290	–	–	947908-0	•Slang	•Hose			VST	0580
x		60MM	60MM	–	–	947908-0	•Slang	•Hose			HST	0600
x	15	1	1	–	–	947043-6	•Nippel	•Nipple				0620
	16	2	2	–	–	942928-3	•Slangklammer	•Hose clip				0640
	17	–	–	1	1	419771-1	•Flamskydd	•Flame shield				0660
	18	–	–	530	–	942390-6	•Slang	•Hose				0680
	18a	–	–	–	665	942390-6	•Slang	•Hose			TID UTF	0700
	18b	–	–	–	1000	942390-6	•Slang	•Hose			SEN UTF	0720
	18c	–	–	–	ERF	943857-3	•Klammer	•Clamp				0740
	19	1	1	1	1	419311-6	Svänghjulskåpa	Flywheel casing			M40,M41. BW35 SE GRUPP 4	0760
	20	4	4	4	4	940160-5	Skruv	Screw				0780
	21	4	4	4	4	941909-4	Fjädrande bricka	Resilient washer				0800
	22	2	2	2	2		Skruv	Screw			SE GRUPP 3	
x	23	1	1	1	1	463830-0	Konsol	Bracket			(419314)	0840
	24	2	2	2	2	940162-1	Skruv	Screw			L 38	0860
	25	4	4	4	4	955535-0	Skruv	Screw			L 32	0880
	26	6	6	6	6	942336-9	Fjädrande bricka	Resilient washer				0900
	27	–	–	–	–		Vevrörelse	Crankshaft and related parts			SE SIDA 12, 1-C13	0920
	28	1	1	–	–	276275-5	Drevsats	Gear kit			ERS AV 276294–6	
		–	–	1	1	276294-6	Drevsats	Gear kit				0980
		1	1	1	1		•Vevaxeldrev	•Crankshaft gear				1000
		1	1	1	1		•Kamaxeldrev	•Camshaft gear				1020
		1	1	1	1		•Packning	•Gasket			SE POS 30	1040
		1	1	1	1		•Filtring	•Felt ring			SE POS 27	1060
		1	1	1	1		•Låsring	•Circlip			SE POS 29	1080
		1	1	1	1		•Tryckfläns	•Pressure flange			SE SIDA 16, 1-C17	1100
		2	2	2	2		•Skruv	•Screw			SE SIDA 16, 1-C17	1120
	29	1	1	1	1	418479-2	Transmissionskåpa	Timing gear casing				1140
	30	1	1	1	1	418622-7	Filtring	Felt ring	S			1160
	31	1	1	1	1	418626-8	Hållare	Retainer				1180
	32	1	1	1	1	418624-3	Låsring	Circlip	S			1200
	33	1	1	1	1	418272-1	Packning	Gasket	S			1220
	34	2	2	2	2	955514-5	Skruv	Screw			L 25	1240
		7	7	7	7	940158-9	Skruv	Screw			L 45	1260
	35	9	9	9	9	941906-0	Fjädrande bricka	Resilient washer				1280
	36	–	–	–	–		Kamaxel	Camshaft			SE SIDA 16, 1-C17	1300

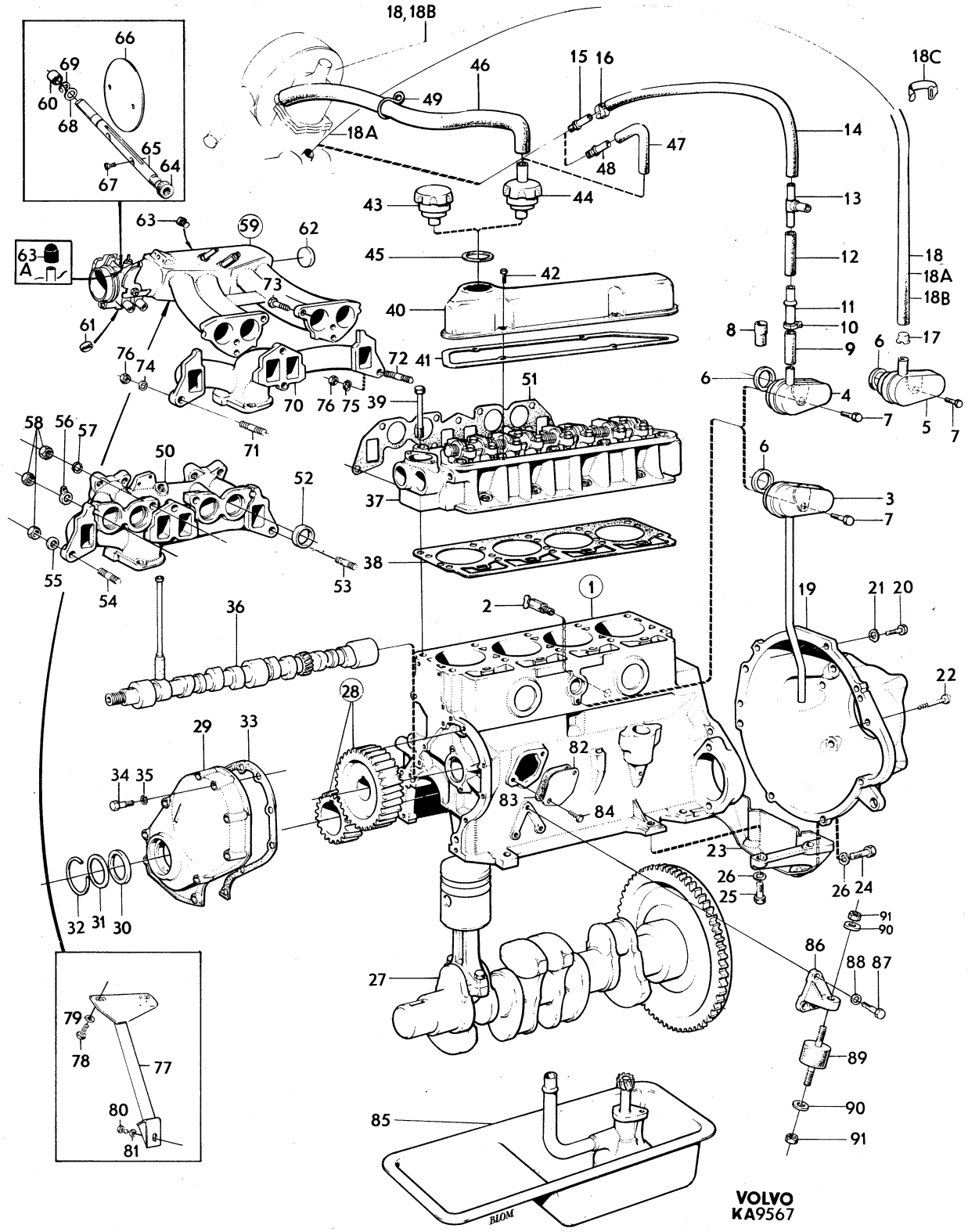
18, 18B
18C
18A
18B
66
69
60
68
65
64
67
46
49
15 16
47
48
14
43
44
13
63
59
62
63 A
45
42
12
73
40
11
10
8
9
17
6
61
76
74
72
41
51
4
7
5
70
76 75
39
58 56 57
50
71
52
37
3
38
55
54
53
36
2
1
19
21 20
22
28
29
33
82
34 35
83
84
23
26
25
24
32 31 30
91
90
86
88 87
27
79
78
77
89
80
81
85
BLOM
VOLVO
KA9567

Sida Page	Grupp Group	Motor med monterings–detaljer	Engine and installation components	Illustration	0050
4	2a			9567 1979–11	

Pos. Fig.	Antal/Quantity B18A	B18B	B20A B20B B20D	B20E B20F	Artikel nr Part No	Benämning	Description	Sats Kit	B P S R	Anmärkning Notes	
37	–	–	–	–		Cylinderlock	Cylinder head			SE SIDA 18, 1-C19	1320
38	1	–	–	–	418990-8	Cylinderlockspackning	Cylinder head gasket	S			1340
	–	1	–	–	418990-8	Cylinderlockspackning	Cylinder head gasket			STD	1360
	–	–	1	–	460552-3	Cylinderlockspackning	Cylinder head gasket	S		STD.	1380
										B20A(496918–496921).	1400
										SE SIDA 18, 1-C19	1420
										POS 1, DET NR PART NO	1440
										419304–1.	1460
	–	–	1	–	460443-5	Cylinderlockspackning	Cylinder head gasket	S		B20A(498250–498253)	1480
										ERS AV 1 ST 462623–0,	1500
										1 ST 418655–7,	[illegible]
										1 ST 418657–3	[illegible]
	–	–	1	–	419310-8	Cylinderlockspackning	Cylinder head gasket	S		STD. B20B(496905,	1560
										496912,496913,496917,	1580
										496929,496930).	1600
										SE SIDA 18, 1-C19	1620
										POS 1, DET NR PART NO	[illegible]
										419304–1.	[illegible]
	–	–	1	–	419763-8	Cylinderlockspackning	Cylinder head gasket	S		B20B(498256–498259)	1680
	–	–	1	–	419310-8	Cylinderlockspackning	Cylinder head gasket	S		B20D(496931).	1700
										SE SIDA 18, 1-C19	1720
										POS 1 DET NR PART NO	1740
										419304–1.	1760
	–	–	1	1	419763-8	Cylinderlockspackning	Cylinder head gasket	S		B20D(498254,498255).	1780
										B20E.	1800
x	–	–	–	1	462623-0	Cylinderlockspackning	Cylinder head gasket	S		B20F	1820
										(460322)	1840
	1	1	1	1		Cylinderlockspackning	Cylinder head gasket			ALT	1860
										SE SIDA 26, 1-D03	1880
39	10	10	10	10	191523-0	Skruv	Screw			STD	1900
	8	8	8	8	191523-0	Skruv	Screw			MS. L 122	1920
	2	2	2	2	943002-6	Skruv	Screw			MS. L 130	1940
40	1	1	1	1	418862-9	Ventilkåpa	Valve casing				1960
41	1	1	1	1	419678-8	Packning	Gasket	S			1980
42	4	4	4	4	950045-5	Skruv	Screw				2000
43	1	1	–	–	403515-0	Ventilationshuv	Breather cap			UPOS	2020
44	1	1	–	–	418954-4	Ventilationshuv	Breather cap			MPOS	2040
x	–	–	1	1	1218567-4	Ventilationshuv	Breather cap			(419745)	[illegible]
45	1	1	1	1	940096-1	Packning	Gasket	S			[illegible]
x 46	1	1	–	–	46000-6	Slang	Hose			ULF. MPOS	2100
	1	1	–	–	679622-1	Slang	Hose			MLF. MPOS	2120
47	–	–	1	1	460003-7	Slang	Hose				2140
48	–	–	1	1	460082-1	Nippel	Nipple				2160
49	1	1	–	–	419447-8	Gummiring	Rubber ring			MPOS	[illegible]
50	1	–	1	–	419365-2	Insugnings– och avgasrör	Induction and exhaust manifold			B18A, B20A. ERS AV 1 ST 462986–1, 2 ST 952075–0.	2220 2240
	–	1	–	–	419366-0	Insugnings– och avgasrör	Induction and exhaust manifold			UAR. ERS AV 1 ST 460550–7, 3 ST 952075–0.	2260 2280

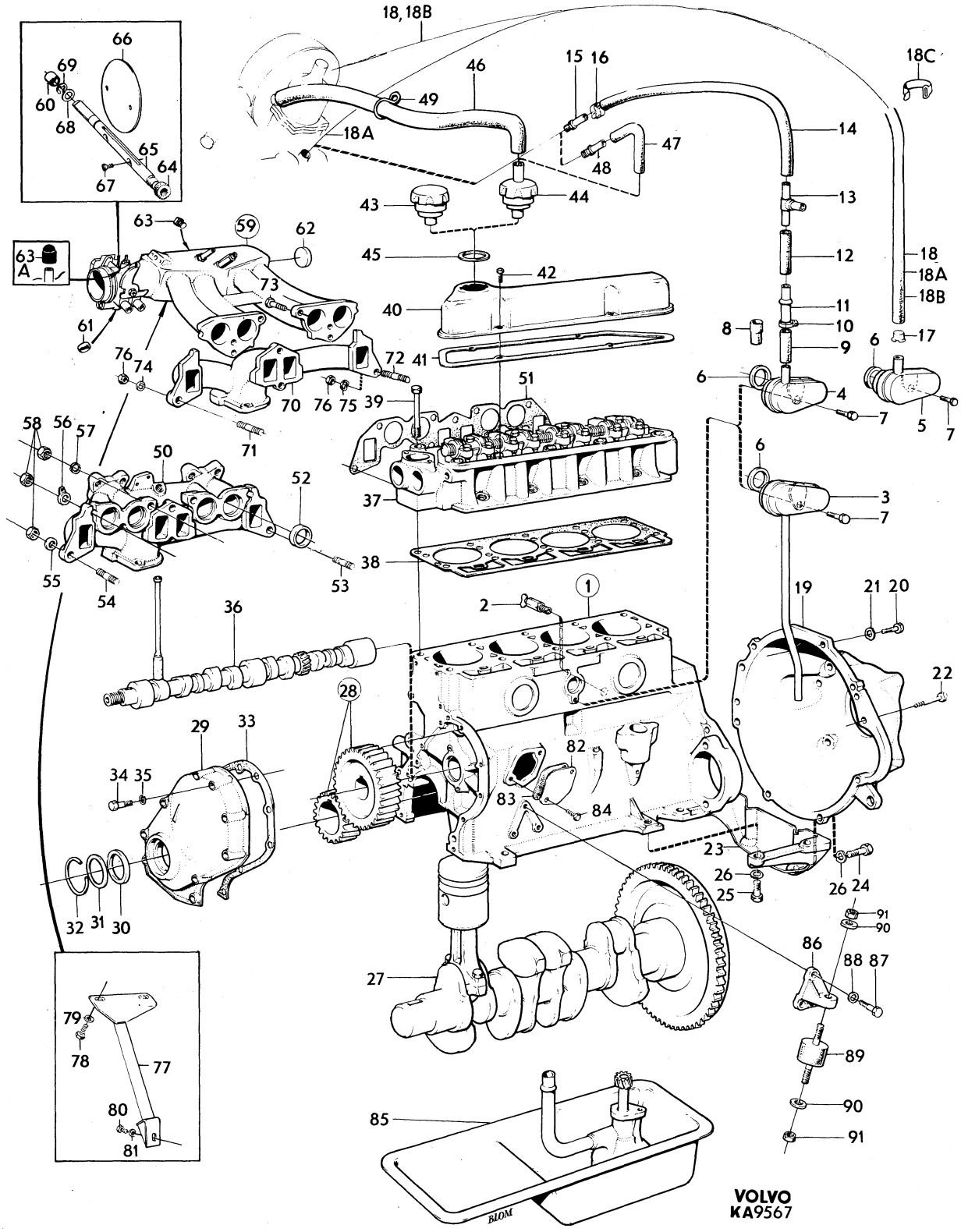
18, 18B
18C
18A
18B
66
69
60
68
65
64
67
46
49
15 16
14
47
48
43
44
13
63
59
62
63 A
45
42
12
73
40
11
10
8
9
17
6
61
76
74
72
41
51
4
70
76 75
39
7
5
7
58 56 57
50
71
52
37
3
38
55
54
53
36
2
1
19
21 20
22
28
29
33
82
34 35
83
84
23
26
25
26 24
32 31 30
91
90
86
88 87
27
79
78
77
89
80
81
85
90
91
BLOM
VOLVO
KA9567

Sida / Page 6 | Grupp / Group 2a | Motor med monteringsdetaljer / Engine and installation components | Illustration 9567 1979–11 | 0050

Pos. Fig.	Antal/Quantity B18A	B18B	B20A B20B B20D	B20E B20F	Artikel nr Part No	Benämning	Description	Sats Kit	BPSR	Anmärkning Notes	
	–	1	1	–	419561-6	Insugnings– och avgasrör	Induction and exhaust manifold			1) B18B MAR B20B(496905,496912, 496913,496917,496929, 496930). B20D(496931)	2300 2320 2340 2360
	–	–	–	–		Det se sida 22, 1-C23	Comps page 22, 1-C23				2380
	–	–	1	–	460399-9	Insugnings– och avgasrör	Induction and exhaust manifold			B20B(498256–498259) B20D(498254–498255) ERS AV 1 ST 462516–6, 2 ST 952075–0	2400 2420 2440 2460
51	1	1	1	–	418870-2	Packning	Gasket	S			2480
	–	–	–	1	419764-6	Packning	Gasket	S			
52	4	4	4	–	418408-1	Styrhylsa	Guide sleeve				2520
53	1	1	ERF	–	953243-3	Pinnskruv	Stud			L 50.	2540
54	8	8	ERF	–	953241-7	Pinnskruv	Stud			L 45	2560
55	ERF	ERF	ERF	–	419401-5	Bricka	Washer				2580
56	–	2	–	–	419416-3	Fjäderfäste	Spring anchorage			UAR	2600
57	4	4	4	–	941907-8	Fjädrande bricka	Resilient washer	S			
58	9	9	9	–	955826-3	Mutter	Nut				
59	–	–	–	1	460265-2	Insugningsrör	Induction manifold			ERS AV 1 ST 460266–0 1 ST 952075–0 1 ST 418646–6.	2660 2680 2700
60	–	–	–	2	943912-6	•Bussning	•Bushing				2720
61	–	–	–	2	955083-1	•Hattplugg	•Plug			TID UTF. D 14,5	2740
	–	–	–	2	944207-0	•Hattplugg	•Plug		8	SEN UTF. D 14	2760
62	–	–	–	1	955102-9	•Expansionsplugg	•Expander plug				2780
63	–	–	–	1	191026-4	Propp	Plug			TID UTF	2800
63a	–	–	–	1	671842-3	Gummihatt	Rubber cap			TID UTF	2820
64	–	–	–	1	944208-8	Filtring	Felt ring	S			2840
65	–	–	–	1	419757-0	Spjällaxel	Spindle				2860
66	–	–	–	1	419758-8	Spjällskiva	Shuttle plate			142 CH–249929, 144 CH–263069, 145 CH–103379	2880 2900
	–	–	–	1	460462-5	Spjällskiva	Shutter plate			142 CH 249930–, 144 CH 263070–, 145 CH 103380–	2920 2940
x 67	–	–	–	2	943781-5	Skruv	Screw			(71849)	2960
68	–	–	–	1	460102-7	Bricka	Washer			TID UTF	2980
69	–	–	–	1	951669-1	Spårryttare	E–ring			TID UTF	3000
70	–	–	–	1	419728-1	Avgasrör	Exhaust manifold			ERS AV 1 ST 460894–9 1 ST 16324–6.	3020
71	–	–	–	6	953241-7	Pinnskruv	Stud			L 45	
72	–	–	–	1	953243-3	Pinnskruv	Stud			L 50	3080
73	–	–	–	2	942900-2	Skruv	Screw				3100
74	–	–	–	6	419401-5	Bricka	Washer				3120
75	–	–	–	3	941907-8	Fjädrande bricka	Resilient washer				3140
76	–	–	–	7	955826-3	Mutter	Nut				
x 77	–	–	–	1	1218515-3	Stag	Stay			(460054)	
78	–	–	–	2	940114-2	Skruv	Screw				3200
79	–	–	–	2	960148-5	Bricka	Washer				3220
80	–	–	–	1	940134-0	Skruv	Screw				3240
81	–	–	–	1	460561-4	Distansring	Spacer ring				3260
82	–	–	–	1		Lock	Cover		8		3280
83	–	–	–	1	61830-6	Packning	Gasket	S			3300

1. Vid byte på motor B18B skall den medföljande nippeln för slang till vevhusventilation bytas mot nippel 942461–5 och främre hålet 1/4"–18 pluggas med propp 952075–0. When changing on the B18B engine, the accompanying nipple for the crankcase ventilation house should be replaced by nipple 942461–5 and the front hole 1/4"–18 plugged with plug 952075–0. En cas d'échange sur les moteurs B18B, le raccord pour le flexible de la ventilation du carter, livré avec la pièce, doit être remplacé par le raccord 942461–5 et l'alésage avant de 1/4"–18, bouché par le bouchon 952075–0. Bei Austausch an Motor B18B soll der mittfolgende Nippel für den Schlauch zur Kurbelgehäuseentlüftung gegen den Nippel 942461–5 ausgetauscht und das vordere Loch 1/4"–18 mit dem Stopfen 952075–0 verschlossen werden. Cuando se cambia el tubo de escape para los motores B18B, el niple para la manguera de la ventilación de cárter tiene que ser reemplazado por el niple nro. 942461–5, y la abertura delantera 1/4"–18 tapada con el tapon nro. 952075–0.

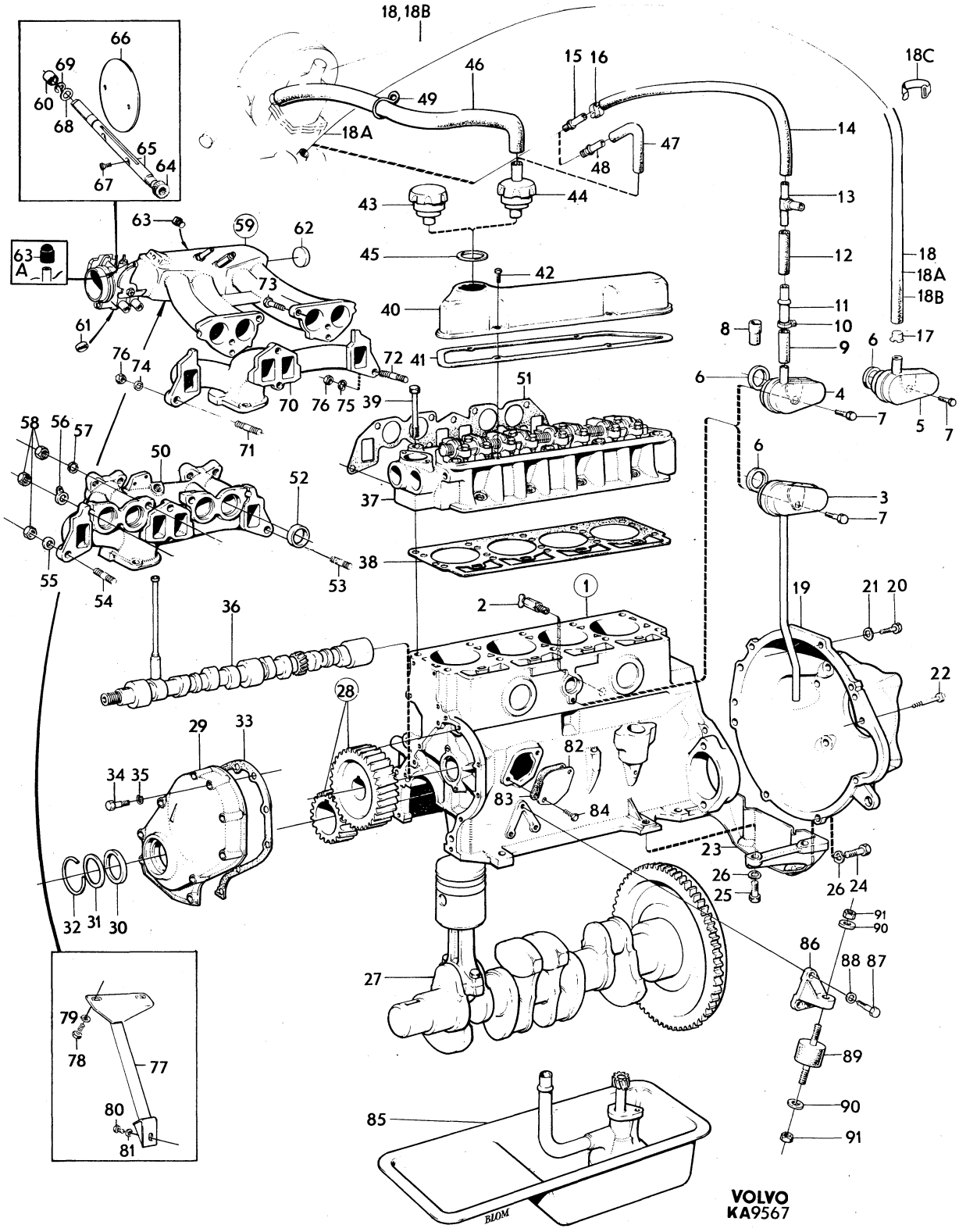
18, 18B
18C
18A
18B
VOLVO
KA9567
BLOM

Sida Page	Grupp Group	Motor med monterings–detaljer	Engine and installation components	Illustration	0050
8	2a			9567 1979–11	

Pos. Fig.	Antal/Quantity B18A	B18B	B20A B20B B20D	B20E B20F	Artikel nr Part No	Benämning	Description	Sats Kit	B P S R	Anmärkning Notes	
84	–	–	–	2	955523-6	Skruv	Screw				3320
85	–	–	–	–		Smörjsystem	Lubricating system			SE SIDA 24, 1-D01	3340
86	1	1	1	1	675456-8	Konsol, V	Bracket, L				3360
	1	1	1	1	675457-6	Konsol, H	Bracket, R				3380
87	6	6	6	6	942900-2	Skruv	Screw				3400
88	6	6	6	6	941907-8	Fjädrande bricka	Resilient washer				3420
89	2	2	2	2	679080-2	Gummikudde	Rubber cushion				3440
90	4	4	4	4	955896-6	Bricka	Washer				3460
91	4	4	4	4	950365-7	Mutter	Nut				3480
	1	1	1	1		Packningssats, helrenovering	Gasket kit, engine reconditioning				3500 3520
	1	1	1	1	275494-3	•Tilläggssats, helrenovering	•Complementary kit engine reconditioning				3540 3560
	1	1	1	1		•Packningssats, sotning	•Gasket kit decarbonizing				3580 3600
	1	1	1	–	275480-2	••Packningssats insugnings–och avgasrör	••Gasket kit manifolds				3620 3640
	–	–	–	1	275552-8	••Packningssats insugnings–och avgasrör	••Gasket kit manifolds				3660 3680
	1	1	–	–	275411-7	••Tilläggssats, sotning	••Complementary kit decarbonizing				3700 3720
	–	–	1	–	275535-3	••Tilläggssats, sotning	••Complementary kit decarbonizing			B20A(496918–496921)	3740 3760
	–	–	1	–	275559-3	••Tilläggssats, sotning	••Complementary kit decarbonizing			B20A(498250–498253)	3780 3800
	–	–	1	–	275536-1	••Tilläggssats, sotning	••Complementary kit decarbonizing			B20B(496905, 496912, 496913, 496917, 496929, 496930). B20D(496931)	3820 3840 3860
	–	–	1	1	275553-6	••Tilläggssats sotning	••Complementary kit decarbonizing			B20B(498256–498259) B20D(498254,498255). B20E	3880 3900
	–	–	–	1	275560-1	••Tilläggssats sotning	••Complementary kit decarbonizing			B20F	3920 3940
	1	1	1	1	275701-1	Låsbrickssats	Lock washer kit				3960

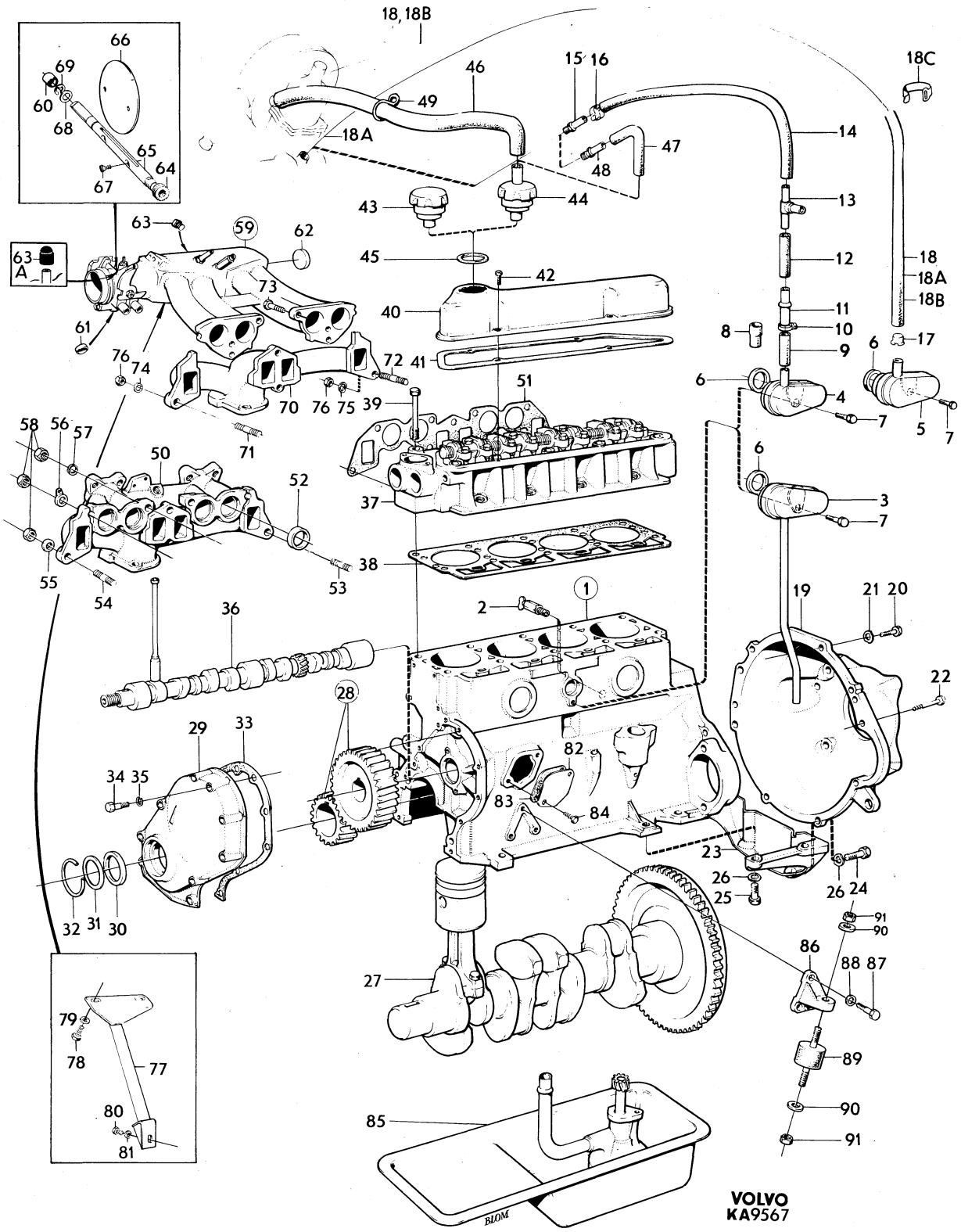
18, 18B
66
69
60
68
65
64
67
46
49
18A
15 16
18C
47
48
14
43
44
13
63
59
62
63 A
45
42
12
18
18A
18B
73
40
11
10
8
9
17
6
61
76
74
72
41
51
6
4
70
76
75
39
7
5
7
58
56
57
50
71
6
52
37
3
7
38
55
54
53
1
2
19
21
20
36
22
28
29
33
82
34
35
83
84
23
26
25
26
24
32
31
30
91
90
86
88
87
27
79
78
77
89
80
85
90
81
91
BLOM
VOLVO
KA9567

Sida / Page 10 — Grupp / Group 2a — Cylinderblock / Cylinder block — Illustration 25986 1979–11 — 0100

	Pos. Fig.	Antal/Quantity				Artikel nr Part No	Benämning	Description	Sats Kit	B P S R	Anmärkning Notes	
	1	1	–	–	–	419465-0	Cylinderblock	Cylinder block			B18	0020
x		1	–	–	–	460918-6	Cylinderblock	Cylinder block			B20	0040
											(460365)	0060
	2	5	–	–	–		•Lageröverfall	•Bearing cup		8		0080
	3	10	–	–	–	191687-3	•Skruv	•Screw			B18	0100
		–	–	–	–	942852-5	•Skruv	•Screw			B20 TID UTF	0120
											1/2"UNCX80	0140
x		10	–	–	–	945799-5	•Skruv	•Screw			B20. SEN UTF.	0160
											M12X80	0180
	4	1	–	–	–	430119-8	•Bussning	•Bushing			(418248)	0200
	5	1	–	–	–	418249-9	•Bussning	•Bushing				0220
	6	1	–	–	–	418250-7	•Bussning	•Bushing				0240
	7	1	–	–	–	418251-5	•Bussning	•Bushing				0260
x	8	1	–	–	–	463904-3	•Expansionsplugg	•Expander plug			(418718)	0280
x	9	1	–	–	–	952076-8	•Propp	•Plug			B20. SEN UTF.	0300
x	10	1	–	–	–	463902-7	Expansionsplugg	Expander plug			(418677)	0320
	11	1	–	–	–	952075-0	Propp	Plug				0340
	12	1	–	–	–	418416-4	Nippel	Nipple				0360
	13	2	–	–	–	19730-1	Pinne	Pin				0380
	14	1	–	–	–	942734-5	Propp	Plug			B20	0400
	15	1	–	–	–		Avtappningskran	Drain cock			B18. B20 TID UTF.	0420
											SE SIDA 2, 1-C03	0440
x	16	–	–	–	–	947893-4	Avtappningskran	Drain cock			B20 SEN UTF.	0460

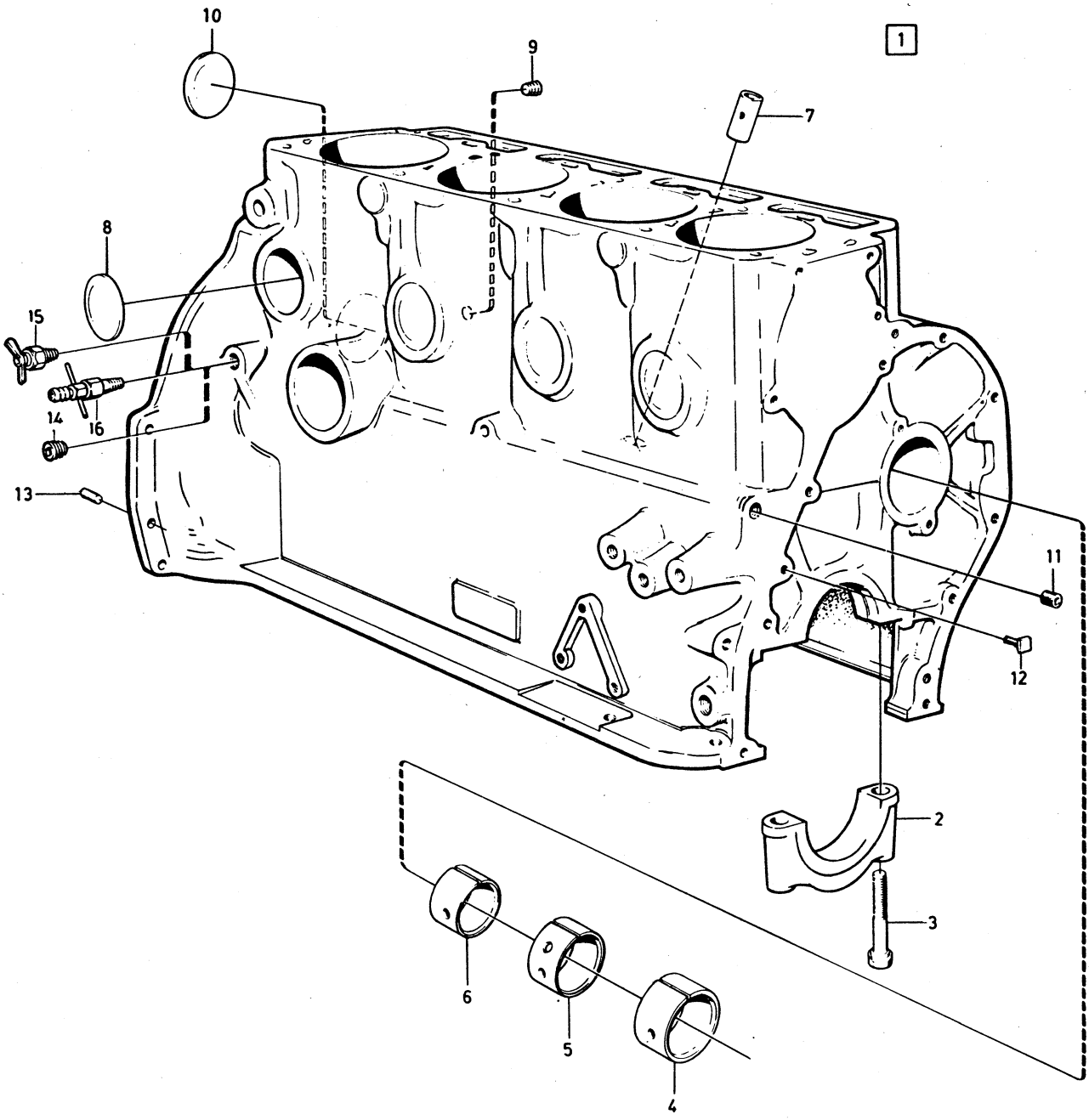
10
9
1
7
8
15
14
16
13
11
12
2
3
6
5
4

Sida Page	Grupp Group	Vevrörelse	Crankshaft and related parts	Illustration	0150
12	2a			10855 1979–11	

Pos. Fig.	Antal/Quantity B18	B20			Artikel nr Part No	Benämning	Description	Sats Kit	BPSR	Anmärkning Notes	
1	4	–	–	–	275190-7	Kolvsats	Piston kit			STD. MÄRKT C	0020
	4	–	–	–	275191-5	Kolvsats	Piston kit			STD. MÄRKT D	0040
	4	–	–	–	275192-3	Kolvsats	Piston kit			STD. MÄRKT E	0060
	4	–	–	–	275193-1	Kolvsats	Piston kit			STD. MÄRKT G	0080
	4	–	–	–	275194-9	Kolvsats	Piston kit			0,508 MM ÖD	0100
	4	–	–	–	275195-6	Kolvsats	Piston kit			0,762 MM ÖD	0120
	4	–	–	–	275196-4	Kolvsats	Piston kit			1,016 MM ÖD	0140
	4	–	–	–	275197-2	Kolvsats	Piston kit			1,27 MM ÖD	0160
1a	–	4	–	–	272002-7	Kolvsats	Piston kit			STD,C,D,E.	0180
										88,86–88,89. MÄRKT D.	0200
	–	4	–	–	272003-5	Kolvsats	Piston kit			STD.	0220
										88,90–88,91. MÄRKT G.	0240
	–	4	–	–	272012-6	Kolvsats	Piston kit			0,381 MM ÖD	0260
	–	4	–	–	272004-3	Kolvsats	Piston kit			0,762 MM ÖD	0280
2	4	4	–	–		•Kolv	•Piston	S	8		0300
3	4	–	–	–	418243-2	•Kolvbult	•Gudgeon pin	S		STD	0320
	4	–	–	–	418244-0	•Kolvbult	•Gudgeon pin		8	0,05 MM ÖD	0340
	4	–	–	–	418245-7	•Kolvbult	•Gudgeon pin		8	0,1 MM ÖD	0360
	4	–	–	–	418246-5	•Kolvbult	•Gudgeon pin			0,2 MM ÖD	0380
	–	4	–	–	419329-8	•Kolvbult	•Gudgeon pin	S	8	STD	0400
	–	4	–	–	419649-9	•Kolvbult	•Gudgeon pin			0,05 MM ÖD	0420
4	8	8	–	–	914510-3	•Låsring	•Circlip	S			0440
x 5	–	4	–	–	275334-1	•Kolvringssats	•Piston ring set	S		STD	0460
										(275306)	0480
	–	4	–	–	275314-3	•Kolvringssats	•Piston ring set	S		3,381 MM ÖD	0500
x	–	4	–	–	275336-6	•Kolvringssats	•Piston ring set	S		0,762 MM ÖD	0520
										(275307)	0540
	4	–	–	–	275282-2	Kolvringssats	Piston ring set			STD	0560
	4	–	–	–	275283-0	Kolvringssats	Piston ring set			0,508 MM ÖD	0580
	4	–	–	–	275284-8	Kolvringssats	Piston ring set			0,762 MM ÖD	0600
	4	–	–	–	275285-5	Kolvringssats	Piston ring set			1,016 MM ÖD	0620
	4	–	–	–	275286-3	Kolvringssats	Piston ring set			1,27 MM ÖD	0640
6	4	4	–	–		•Kompressionsring	•Compression ring	S	8		0660
7	4	4	–	–		•Kompressionsring	•Compression ring	S	8		0680
8	4	4	–	–		•Oljering	•Oil ring	S	8		0700
9	4	–	–	–	418208-5	Vevstake	Connecting rod			ERS AV 419537-6	0720
	–	4	–	–	419537-6	Vevstake	Connecting rod				0740
10	4	4	–	–	418295-2	•Bussning	•Bushing			STD	0760
	4	4	–	–	418465-1	•Bussning	•Bushing			ÖD	0780
11	8	8	–	–	415223-7	•Skruv	•Bolt				0800
12	8	8	–	–	191410-0	•Mutter	•Nut				0820
13	1	1	–	–	271051-5	Vevlagersats	Big end bearing kit			STD	0840
	1	1	–	–	271052-3	Vevlagersats	Big end bearing kit			0,254 MM UD	0860
	1	1	–	–	271053-1	Vevlagersats	Big end bearing kit			0,508 MM UD	0880
	1	–	–	–	276665-7	Vevlagersats	Big end bearing kit			0,762 MM UD	0900
	1	–	–	–	271003-6	Vevlagersats	Big end bearing kit		8	1,016 MM UD	0920
	1	–	–	–	271004-4	Vevlagersats	Big end bearing kit			1,27 MM UD	0940
	4	4	–	–		•Lagerskål, övre	•Bearing shell, upper	S	8		0960
	4	4	–	–		•Lagerskål, undre	•Bearing shell, lower	S	8		0980
14	1	1	–	–	418593-0	Vevaxel	Crankshaft				1000
15	5	5	–	–		Lageröverfall	Bearing cap			SE SIDA 10, 1-C11	1020
16	1	1	–	–	271214-9	Ramlagersats	Main bearing kit			STD	1040
	1	1	–	–	271215-6	Ramlagersats	Main bearing kit			0,254 MM UD	1060
	1	1	–	–	271216-4	Ramlagersats	Main bearing kit			0,508 MM UD	1080
	1	–	–	–	276701-0	Ramlagersats	Main bearing kit			0,762 MM UD	1100
	1	–	–	–	271204-0	Ramlagersats	Main bearing kit			1,016 MM UD	1120
	1	–	–	–	271205-7	Ramlagersats	Main bearing kit		8	1,27 MM UD	1140
	5	5	–	–		•Lagerskål, övre	•Bearing shell, upper	S	8		1160
	5	5	–	–		•Lagerskål, undre	•Bearing shell, lower	S	8		1180
17	1	1	–	–		Vevaxeldrev	Crankshaft gear			SE SIDA 2, 1-C03	1200
18	1	1	–	–	418264-8	Nav	Hub				1220
19	1	1	–	–	910123-9	Kil	Key				1240

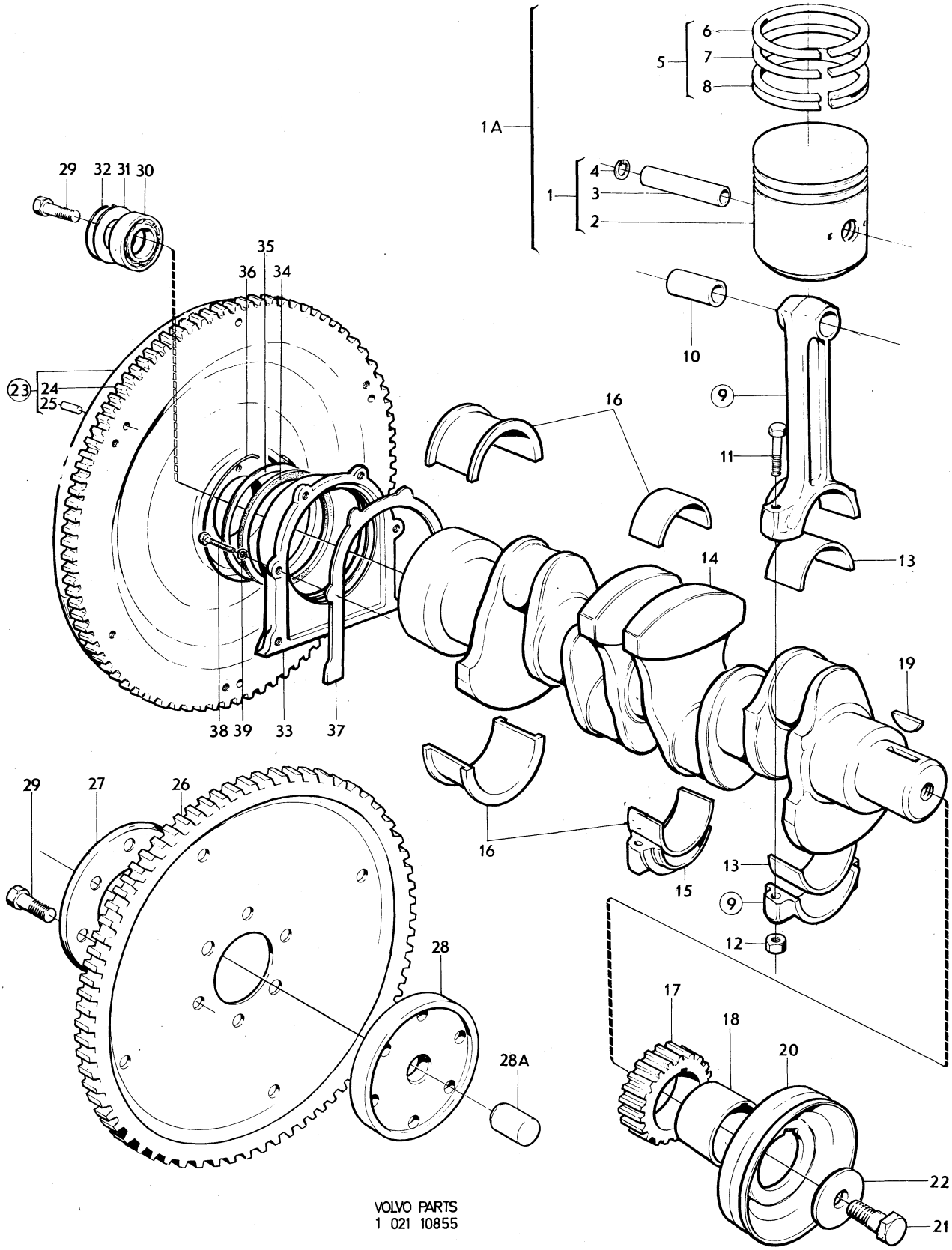

VOLVO PARTS
1 021 10855

Sida Page 14 | Grupp Group 2a | Vevrörelse | Crankshaft and related parts | Illustration 10855 1979–11 | 0150

Pos. Fig.	Antal/Quantity B18	B20			Artikel nr Part No	Benämning	Description	Sats Kit	B P S R	Anmärkning Notes	
x 20	1	1	–	–	460783-4	Remskiva, alt 1	Pulley, alt 1			US. MS SE GRUPP 6	1260
										(460516)	1280
	–	1	–	–	460264-5	Remskiva, alt 2	Pulley, alt 2			5,7)	1300
	–	1	–	–	460329-6	Remskiva, inre, alt 3	Pulley, inner alt 3			6)	1320
	–	1	–	–	460328-8	Remskiva, yttre, alt 3	Pulley, outer alt 3			6)	1340
21	1	1	–	–	921692-0	Skruv för 460516, 460264	Screw for 460516, 460264				1360
	–	1	–	–	955724-0	Skruv för 460329, 460328	Screw for 460329, 460328				1380
22	1	1	–	–	460511-9	Bricka för	Washer for				1400
						460516, 460264	460516, 460264				1420
	–	1	–	–	460327-0	Bricka för	Washer for				1440
						460329, 460328	460329, 460328				1460
23	1	1	–	–	419634-1	Svänghjul	Flywheel			M40, M41	
24	1	–	–	–	418358-8	•Kuggkrans, tid utf	•Ring gear, early prod			M40, M41. TJ 12,7	1500
	1	1	–	–	419633-3	•Kuggkrans, sen utf	•Ring gear, late prod			M40, M41. TJ 9	1520
25	3	3	–	–	191873-9	•Styrpinne	•Guide pin			M40, M41	1540
26	1	1	–	–	419637-4	Medbringarplåt	Carrier plate			BW35. TID UTF DI 51	1560
						med kuggkrans	with ring gear			ERS AV 1 ST 460455–9,	1580
										1 ST 460456–7, 1 ST	
										460459–1, 1 ST 460457–5	1620
	1	1	–	–	460459-1	Medbringarplåt	Carrier plate			BW35. SEN UTF DI 35	1640
						med kuggkrans	with ring gear				1660
27	1	1	–	–	670078-5	Stödplåt	Support plate			BW35. TID UTF DI 52	1680
	1	1	–	–	460457-5	Stödplåt	Support plate			BW35. SEN UTF DI 30	1700
28	1	1	–	–	670074-4	Medbringarfläns	Flange			BW35. TID UTF DI 19	1720
	1	1	–	–	460456-7	Medbringarfläns	Flange			BW35. SEN UTF DI 35	1740
28a	1	1	–	–	460455-9	Styrbussning	Guide bushing			BW35. SEN UTF	1760
29	6	6	–	–	944741-8	Skruv	Screw				1780
30	1	1	–	–	11009-8	Kullager	Ball bearing			M40, M41	1800
31	1	1	–	–	418663-1	Skyddsplåt	Protector plate			M40, M41	1820
32	1	1	–	–	191848-1	Låsring	Circlip	S		M40, M41	1840
33	1	1	–	–	418238-2	Tätningsfläns	Seal flange				1860
34	1	1	–	–	418621-9	Filtring	Felt ring	S			1880
35	1	1	–	–	418625-0	Hållare	Retainer				1900
36	1	1	–	–	418623-5	Låsring	Circlip	S			1920
x 37	1	1	–	–	430134-7	Packning	Gasket	S		(418257)	1940
38	6	6	–	–	940100-1	Skruv	Screw				1960
39	6	6	–	–	941906-0	Fjädrande bricka	Resilient washer				1980

5. Air–conditioning 142 Vst CH 178960–249929, 144 Vst CH 194140–263069, 145 Vst CH 61600–103379.
6. Air–conditioning 142 Vst CH 249930–, 144 Vst CH 263070–, 145 Vst CH 103380–.
7. Ers av 1 st 460328–8, 1 st 460329–6, 1 st 955724–0, 1 st 460327–0.

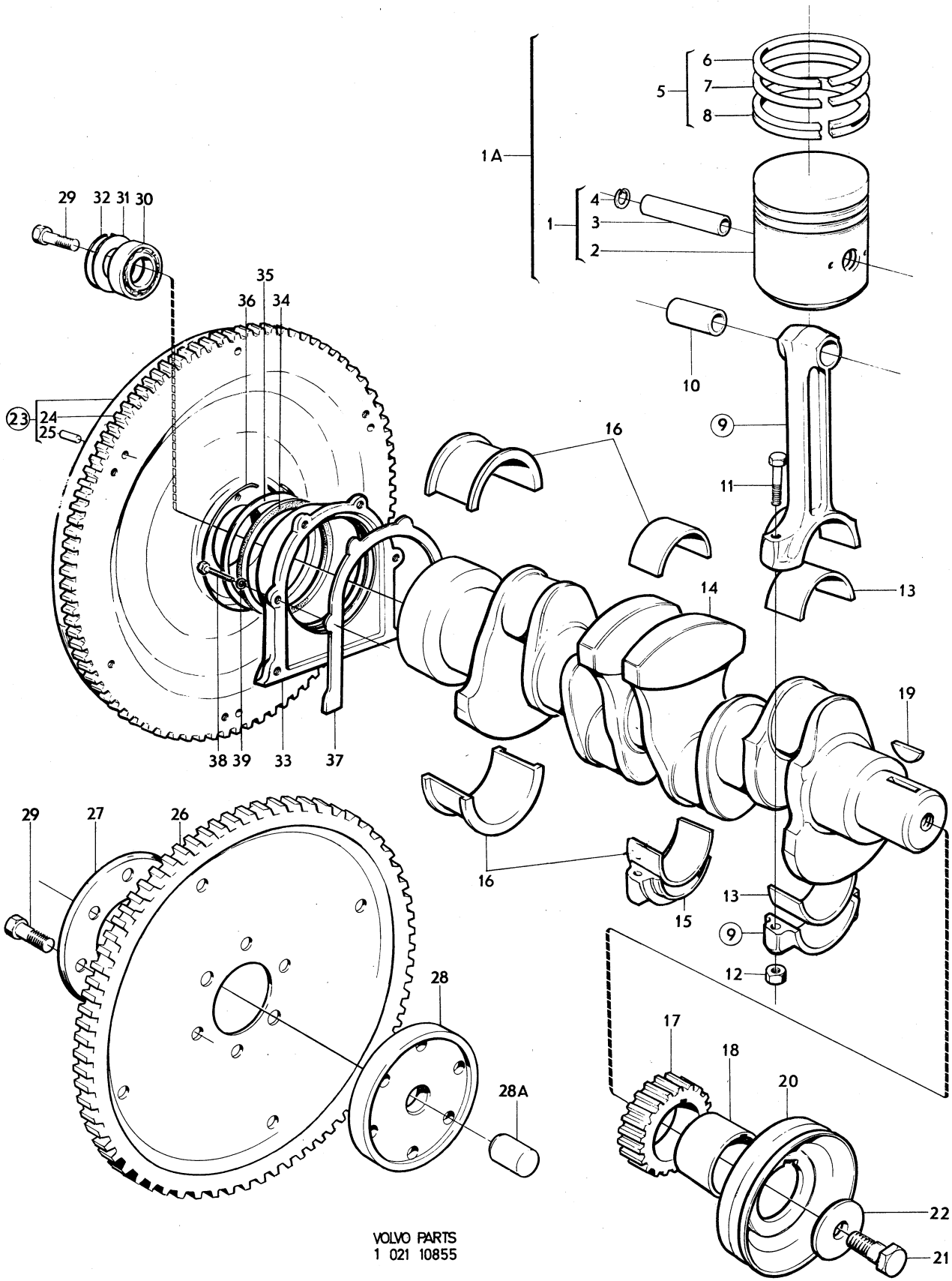

VOLVO PARTS
1 021 10855

Sida / Page 16 — Grupp / Group 2a — Kamaxel / Camshaft — Illustration 5190 — 1979–11 — 0200

	Pos. Fig.	Antal/Quantity B18	B20			Artikel nr Part No	Benämning	Description	Sats Kit	B P S R	Anmärkning Notes	
x	1	1	1	–	–	460490-6	Kamaxel	Camchaft			B18A, B20A	0020
											(418207)	0040
x		1	1	–	–	1218579-9	Kamaxel	Camchaft			B18B, B20B	0060
											(418707)	0080
x		–	1	–	–	460489-8	Kamaxel	Camshaft			B20D	0100
		–	–	–	–						(418266)	0120
x		–	1	–	–	1218580-7	Kamaxel	Camshaft			B20E, B20F	0140
		–	–	–	–						(419258)	0160
	2	1	1	–	–		Bussning	Bushing			SE SIDA 10, 1-C11	0180
	3	1	1	–	–		Bussning	Bushing			SE SIDA 10, 1-C11	0200
	4	1	1	–	–		Bussning	Bushing			SE SIDA 10, 1-C11	0220
	5	1	1	–	–		Expansionsplugg	Expander plug			SE SIDA 10, 1-C11	0240
	6	1	1	–	–	418363-8	Distansring	Spacer ring				0260
	7	1	–	–	–	418267-1	Tryckfläns	Pressure flange			2)	0280
		–	1	–	–		Tryckfläns	Pressure flange	S		3)	0300
	8	2	2	–	–	955512-9	Skruv	Screw			4)	0320
		2	2	–	–	943455-6	Skruv	Screw	S			0340
	9	2	2	–	–	418422-2	Låsbricka	Lock washer			4)	0360
	10	1	1	–	–		Kamaxeldrev	Camshaft gear	S		SE SIDA 2, 1-C03	0380
	11	1	1	–	–	910118-9	Kil	Key				0400
	12	1	1	–	–	150169-1	Mutter	Nut				0420
x	13	8	8	–	–	1218630-0	Ventillyftare	Valve lifter			(418423)	0440
	14	8	8	–	–	418304-2	Tryckstång	Puch rod				0460

2. Material: Stål. Monteras i samband med drevsats 276275. Se sida 2. Material. Steel. Fit in conjunction with drive gear kit 276275. See page 2. should be replaced by nipple 942461–5 and the front hole 1/4"–18 plugged with plug 952075–0. Matériel: Acier. Est monté avec le jeu d'engrenages 276275. Voir page 2. Material: Stahl. Montage zusammen mit Zahnradsatz 276275. Siehe Seite 2. Material: Acero. Se monta en conexión con el juego de engranajes 276275. Véase pag. 2.
3. Material: Brons. Lagerföres ej. Se sida 2. Material: Bronze. Not stocked. See page 2. Matériel: Bronze. N'est pas stocké. Voir page 2. Material: Bronze. Nicht auf Lager. Siehe Seite 2. Material: Bronze. No se tiene en stock. Veáse pág. 2.
4. 1 st 955512–9, 1 st 418422–2 ers av 1 st 943455–6.

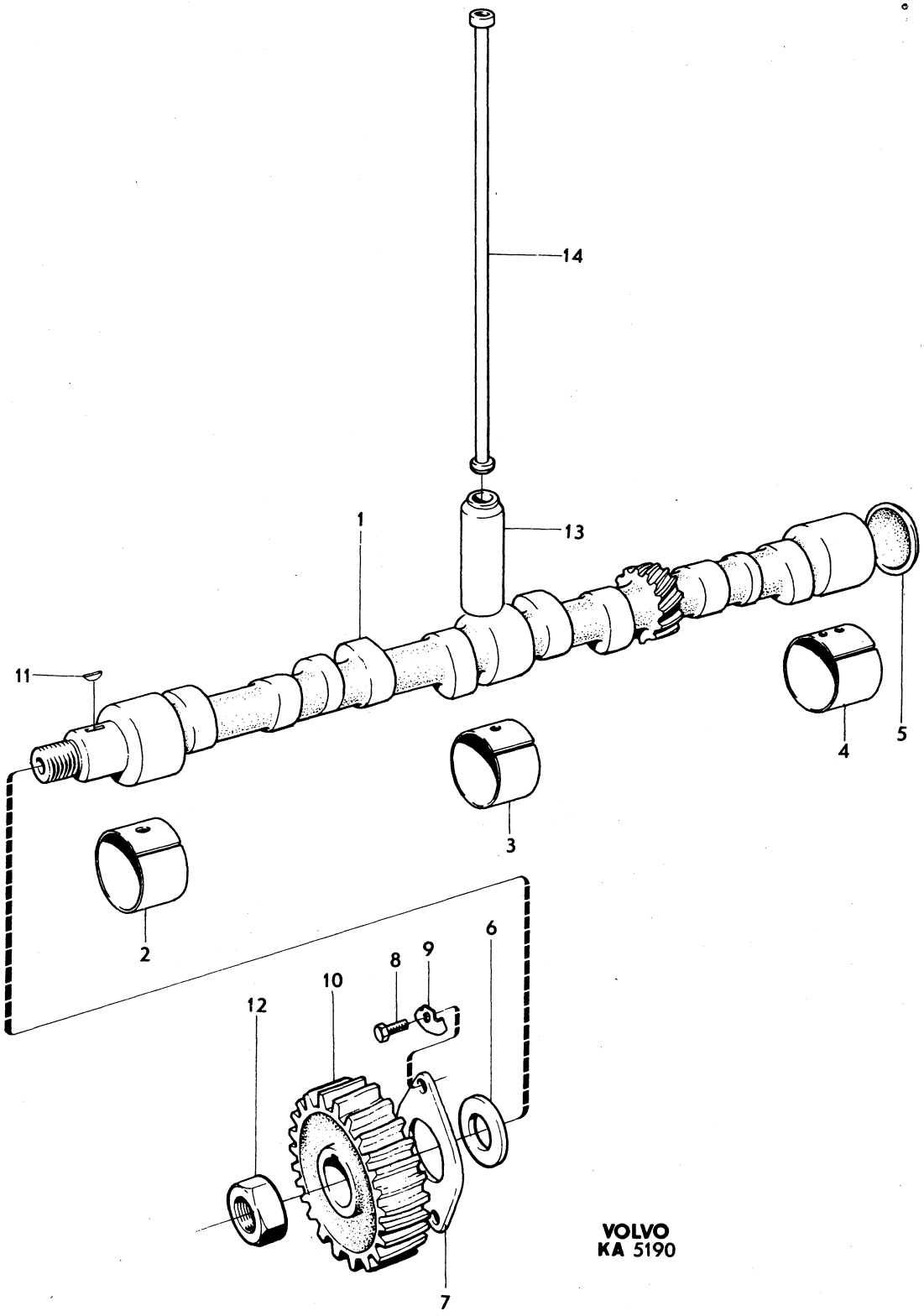
14
13
1
11
4
5
3
2
6
9
8
10
12
7
VOLVO
KA 5190

Sida / Page 18 | Grupp / Group 2a | Cylinderlock | Cylinder head | Illustration 8368 1979–11 | 0250

	Pos. Fig.	Antal/Quantity B18	B20A B20B B20D	B20E B20F		Artikel nr Part No	Benämning	Description	Sats Kit	B P S R	Anmärkning Notes	
x	1	1	–	–	–	1218720-9	Cylinderlock	Cylinder head			B18A	0020
											(418204)	0040
		1	–	–	–	418868-6	Cylinderlock	Cylinder head			B18B	0060
		–	1	–	–	419304-1	Cylinderlock	Cylinder head			10,11)	0080
											MÄRKT 419305.	0100
		–	1	–	–	460276-9	Cylinderlock	Cylinder head			MÄRKT 460276.	0120
											B20A(498250–498253)	0140
											ERS AV 1 ST 1218653–2,	0160
											1 ST 462743–6,	0180
											1 ST 955534–3,	0200
											1 ST 462623–0,	0220
											1 ST 418657–3,	0240
											1 ST 418655–7.	0260
		–	1	–	–	460304-9	Cylinderlock	Cylinder head			MÄRKT 460304.	0280
											B20B(498256–498259)	0300
											B20D(498254,498255)	0320
											ERS AV 1 ST 462889–7,	0340
											1 ST 462743–6,	0360
											1 ST 955534–3.	0380
		–	–	1	–	460098-7	Cylinderlock	Cylinder head			B20E(496943–496946)	0400
											ERS AV 1 ST 1218710–0	0420
x		–	–	1	–	1218710-0	Cylinderlock	Cylinder head			B20E(498268–498271)	0440
											(460308)	0460
x		–	–	1	–	1218712-6	Cylinderlock	Cylinder head			B20F	0480
											(460441)	0500
	2	8	–	–	–	415266-6	•Ventilstyrning	•Valve guide				0520
		–	4	4	–	419652-3	•Ventilstyrning, insugn.	•Valve guide, intake				0540
		–	4	4	–	419653-1	•Ventilstyrning, utblåsn.	•Valve guide, exhaust				0560
	3	1	1	1	–	418466-9	•Vattenfördelningsrör	•Water distributor pipe				0580
x	4	2	2	2	–	463903-5	•Expansionsplugg	•Expander plug			D 35.	0600
											(418717)	0620
x	5	1	1	1	–	463904-3	•Expansionsplugg	•Expander plug			D 45.	0640
											(418718)	0660
	5a	–	–	3	–	950586-8	Styrpinne	Guide pin				0680
	6	1	1	–	–	418213-5	Tätningsfläns	Seal flange				0700
x	7	1	1	–	–	418771-2	Packning	Gasket	S		(418214)	0720
	8	2	2	–	–	955512-9	Skruv	Screw				0740
	9	2	2	–	–	941906-0	Fjädrande bricka	Resilient washer				0760
	10	4	–	–	–	419368-6	Insugningsventil	Inlet valve				0780
		–	4	–	–	419639-0	Insugningsventil för 419304	Inlet valve for 419304				0800
												0820
		–	4	4	–	419766-1	Insugningsventil för 460276, 460304, 460098, 460308, 460441	Inlet valve for 460276, 460304, 460098, 460308, 460441				0840
												0860
	11	4	–	–	–	419292-8	Avgasventil	Exhaust valve				0880
		–	4	–	–	419640-8	Avgasventil	Exhaust valve				0920
		–	–	4	–	419735-6	Avgasventil	Exhaust valve				0940
	12	8	8	8	–	418737-3	Ventilfjäder	Valve spring				0960
	13	8	–	–	–	415273-2	Bricka	Washer				0980
x		–	8	8	–	460181-1	Bricka	Washer			(419644)	1000
	14	16	–	–	–	415035-5	Lås	Lock				1020
		–	16	16	–	419643-2	Lås	Lock				1040
	15	8	–	–	–	415424-1	Skyddsring	Protector ring	S			1060
	16	–	8	8	–	419702-6	Ventiltätning	Valve seal	S			1080
	17	4	4	4	–	418206-9	Lagerbock	Bearing bracket				1100
	18	4	4	4	–	191689-9	Skruv	Screw				1120

10. B20A(496918–496921): ERS AV 1 ST 1218653–2, 1 ST 462743–6, 1 ST 955534–3, 1 ST 462623–0, 1 ST 418657–3, 1 ST 418655–7, 4 ST 419766–1.
11. B20B(496905, 496912, 496913, 496917, 496929, 496930. B20D(496931). ERS AV 1 ST 462889–7, 1 ST 462743–6,1 ST 955534–3, 1 ST 419763–8, 4 ST 419766–1.

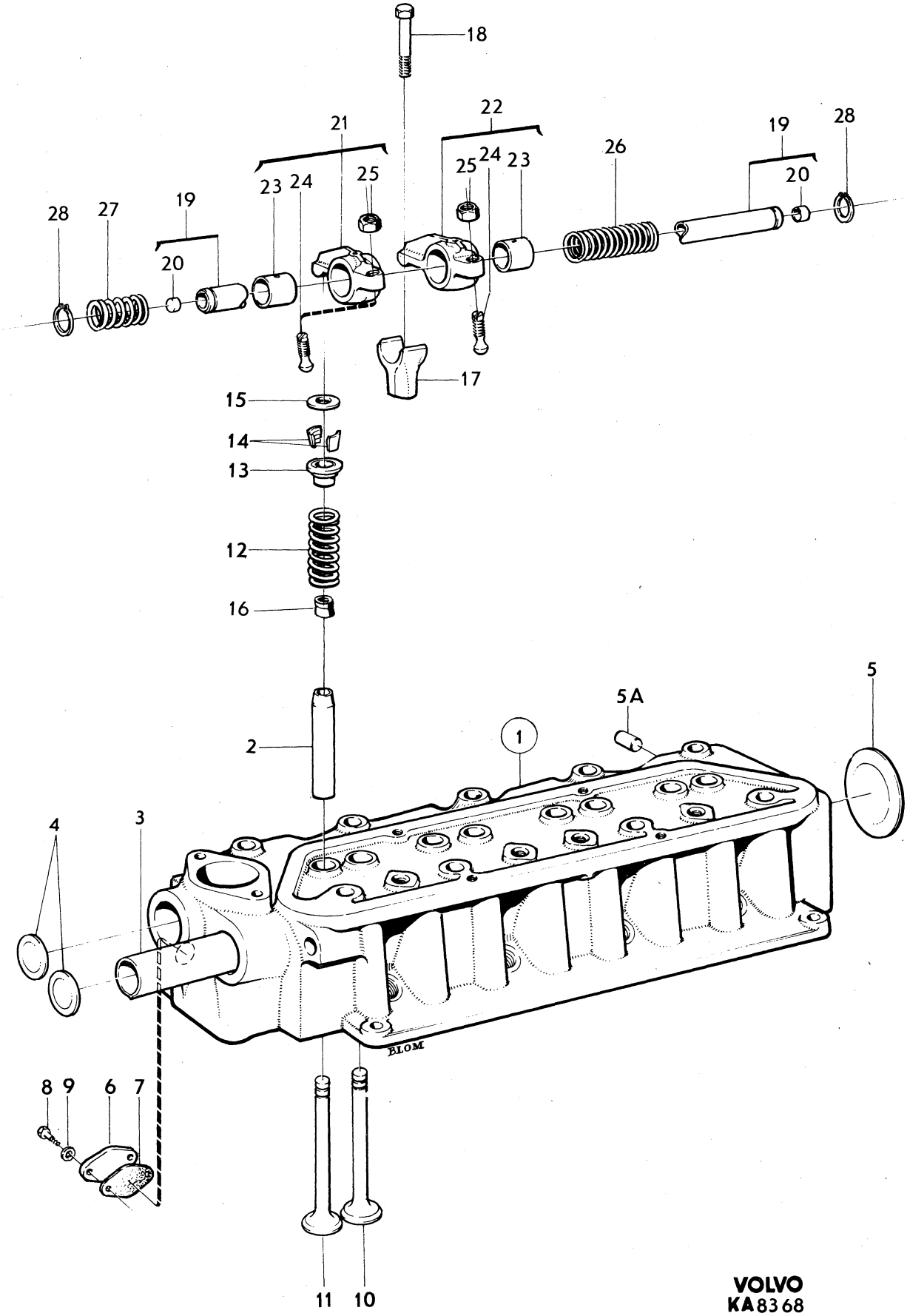

VOLVO
KA8368

Sida Page	Grupp Group	Cylinderlock	Cylinder head	Illustration	0250
20	2a			8368 1979–11	

Pos. Fig.	Antal/Quantity B18	B20A B20B B20D	B20E B20F		Artikel nr Part No	Benämning	Description	Sats Kit	B P S R	Anmärkning Notes	
19	1	1	1	–	418305-9	Vipparmsaxel	Rocker arm shaft				1140
20	2	–	–	–	955082-3	•Hattplugg	•Plug			D 12,5 TID UTF	1160
	2	2	2	–	955083-1	•Hattplugg	•Plug			D 14,5 SEN UTF	1180
21	4	4	4	–	418301-8	Vipparm	Rocker arm			NR 1, 3, 5, 7	1200
22	4	4	4	–	418298-6	Vipparm	Rocker arm			NR 2, 4, 6, 8	1220
23	8	8	8	–	418297-8	•Bussning	•Bushing				1240
24	8	8	8	–	418286-1	•Kulbult	•Ball stud				1260
25	8	8	8	–	921781-1	•Mutter	•Nut				1280
26	3	3	3	–	418426-3	Fjäder	Spring				1300
27	2	2	2	–	411140-7	Fjäder	Spring				1320
28	2	2	2	–	914456-9	Låsring	Circlip		S		1340

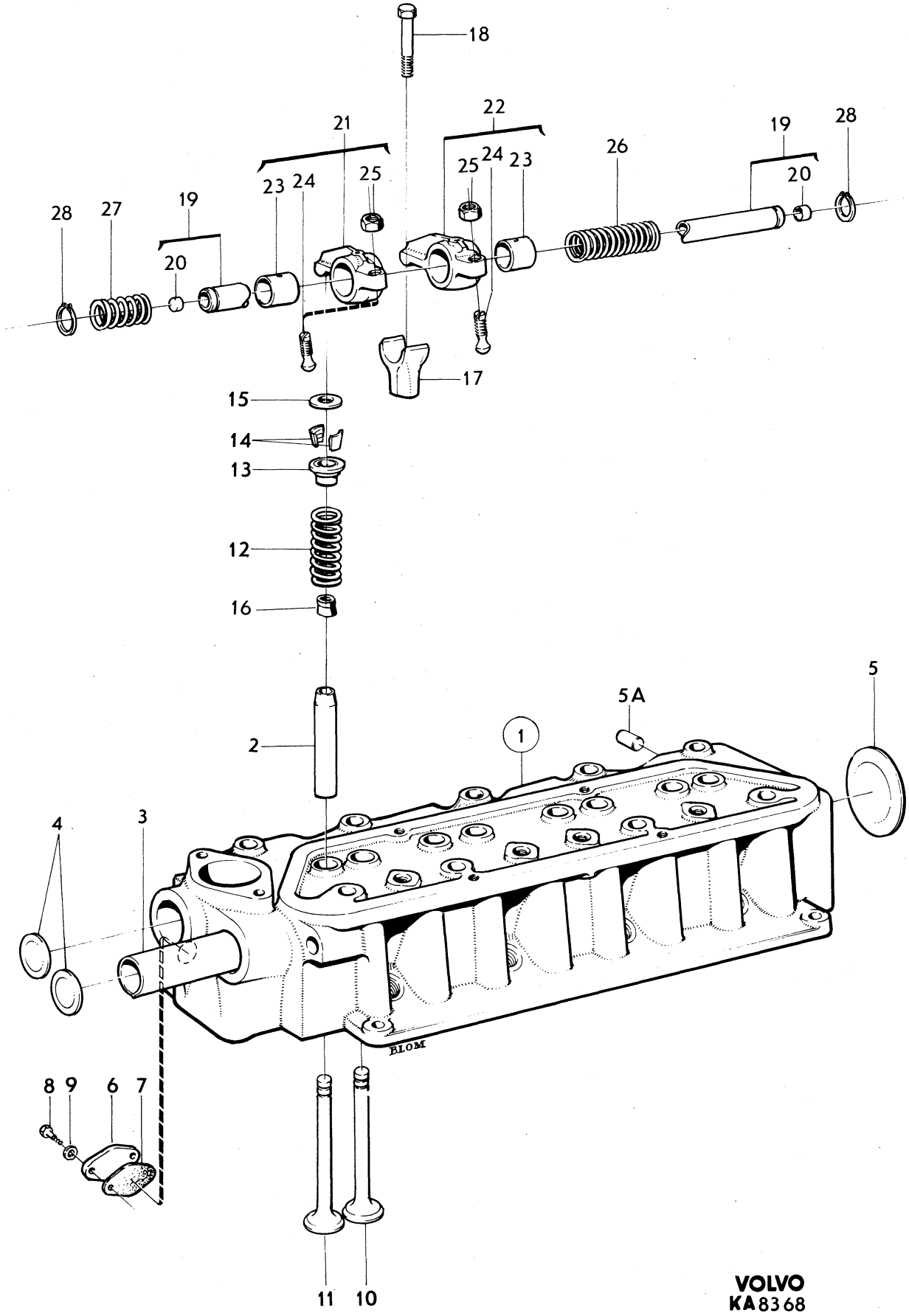

VOLVO
KA8368

Sida Page	Grupp Group	Insugnings–och avgasrör MAR	Induction and exhaust manifold MAR	Illustration	0300
22	2a			6822 1979–11	

Pos. Fig.	Antal/Quantity B18	B20			Artikel nr Part No	Benämning	Description	Sats Kit	B P S R	Anmärkning Notes	
1	1	1	–	–	419561-6	Insugnings– och avgasrör	Induction and exhaust manifold			1)	0020 0040
2	1	1	–	–		•Lock	•Cover		8		0060
3	1	1	–	–	419564-0	•Packning	•Gasket	S			0080
4	4	4	–	–	940135-7	•Skruv	•Screw				0100
5	1	–	–	–	419565-7	•Spjällaxel, främre	•Spindle, front			L 96. ERS AV 1 ST 419738–0. 1 ST 419739–8	0120 0140 0160
	1	–	–	–	419565-7	•Spjällaxel, bakre	•Spindle, rear			L 96. ERS AV 1 ST 419738–0. 1 ST 419749–7	0180 0200 0[illegible]
	–	2	–	–	419738-0	•Spjällaxel	•Spindle			L 98	02[illegible]
6	2	2	–	–	419566-5	•Spjällskiva	•Shutter flap				0260
x 7	4	4	–	–	943781-5	•Skruv	•Screw			(71849)	0280
8	2	2	–	–	943097-6	•Hattplugg	•Plug				0300
9	2	2	–	–	419568-1	•Tätning	•Seal	S			0320
10	2	2	–	–	419582-2	•Styrning	•Guide				0[illegible]
11	1	1	–	–	419569-9	•Fjäder, främre	•Spring, front				0[illegible]
	1	1	–	–	419580-6	•Fjäder, bakre	•Spring, rear				0380
12	1	–	–	–	207976-2	•Hävarm, främre	•Lever, front			ERS AV 1 ST 419739–8, 1 ST 419738–0	0400 0420
	–	1	–	–	419739-8	•Hävarm, främre	•Lever, front				0440
	1	–	–	–	207980-4	•Hävarm, bakre	•Lever, rear			ERS AV 1 ST 419749–7, 1 ST 419738–0	0460 0480
	–	1	–	–	419749-7	•Hävarm, bakre	•Lever, rear				0500
13	2	2	–	–	943780-7	•Låsbricka	•Lock washer	S			0520
14	2	2	–	–	19873-9	•Mutter	•Nut				0540
15	–	1	–	–		•Nippel	•Nipple			SE SIDA 2, 1-C03	0560
16	–	8	–	–		•Pinnskruv	•Stud			SE GRUPP 2C	0580
17	–	1	–	–		•Skruv	•Screw			SE GRUPP 2D	0600

1. Vid byte på motor B18B skall den medföljande nippeln för slang till vevhusventilation bytas mot nippel 942461–5 och främre hålet 1/4"–18 pluggas med propp 952075–0. When changing on the B18B engine, the accompanying nipple for the crankcase ventilation house should be replaced by nipple 942461–5 and the front hole 1/4"–18 plugged with plug 952075–0. En cas d'échange sur les moteurs B18B, le raccord pour le flexible de la ventilation du carter, livré avec la pièce, doit être remplacé par le raccord 942461–5 et l'alésage avant de 1/4"–18, bouché par le bouchon 952075–0. Bei Austausch an Motor B18B soll der mittfolgende Nippel für den Schlauch zur Kurbelgehäuseentlüftung gegen den Nippel 942461–5 ausgetauscht und das vordere Loch 1/4"–18 mit dem Stopfen 952075–0 verschlossen werden. Cuando se cambia el tubo de escape para los motores B18B, el niple para la manguera de la ventilación de cárter tiene que ser reemplazado por el niple nro. 942461—5, y la abertura delantera 1/4"—18 tapada con el tapon nro. 952075—0.

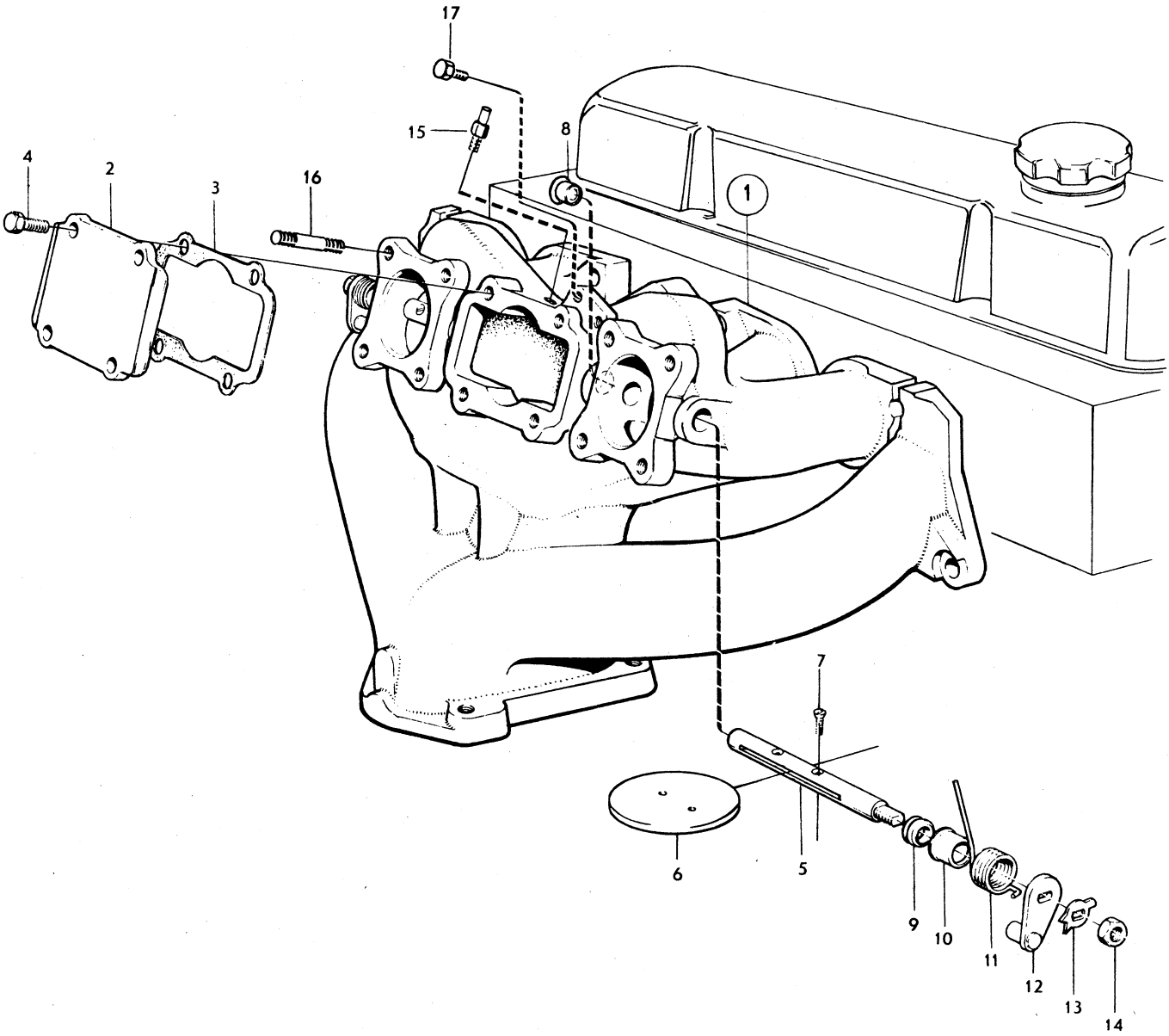

VOLVO
KA6822

Sida / Page 24 — Grupp / Group 2a — Smörjsystem / Lubricating system — Illustration 9163 1979–11 — 0350

	Pos. Fig.	Antal/Quantity B18	B20			Artikel nr Part No	Benämning	Description	Sats Kit	B P S R	Anmärkning Notes	
	1	1	–	–	–	418280-4	Oljepump	Oil pump			ERS AV 1218706–8	0020
x		–	1	–	–	1218706-8	Oljepump	Oil pump			(419542)	0040
	2	1	1	–	–		•Hus	•Housing		8		0060
	3	2	2	–	–	18130-5	•Bussning	•Bushing				0080
	4	1	–	–	–	418283-8	•Kuggdrev	•Gear				0100
		–	1	–	–	430112-3	•Kuggdrev	•Gear				0120
	5	1	1	–	–		••Axel	••Shaft		8		0140
	6	1	1	–	–		••Kuggdrev	••Gear		8		0160
	7	1	–	–	–	418296-0	•Kugghjul	•Gear				0180
		–	1	–	–	430114-9	•Kugghjul	•Gear				0200
	8	1	1	–	–	400605-2	•Kula	•Ball				0220
	9	1	1	–	–	430161-0	•Fjäder	•Spring				0240
	10	1	–	–	–	418287-9	•Lock	•Cover				0260
x		–	1	–	–	1218707-6	•Lock	•Cover			(419543)	0280
	11	4	2	–	–	955513-7	•Skruv	•Screw			L 19	0300
		–	2	–	–	940117-5	•Skruv	•Screw			L 32	0320
	12	4	–	–	–	955893-3	•Bricka	•Washer				0340
		–	4	–	–	941906-0	•Fjädrande bricka	•Resilient washer				0360
	13	1	1	–	–	418288-7	•Sil	•Strainer				0380
	14	1	1	–	–	418289-5	•Låstråd	•Lock wire	S			0400
	15	2	2	–	–	940135-7	Skruv	Screw				0420
	16	2	2	–	–	941907-8	Fjädrande bricka	Resilient washer				0440
	17	1	1	–	–	418277-0	Drivhjul med axel	Drive gear and shaft				0460
	18	1	1	–	–		Bussning	Bushing			SE SIDA 10, 1-C11	0480
	19	1	1	–	–	419539-2	Tryckrör	Delivery pipe				0500
	20	2	2	–	–	418360-4	Gummiring	Rubber ring	S			0520
x	21	1	1	–	–	463587-6	Packning	Gasket	S		(418262)	0540
	22	1	1	–	–	418260-6	Oljesump	Sump				0560
	23	1	1	–	–	190798-9	Propp	Plug				0580
	24	1	1	–	–	18818-5	Packning	Packing	S			0600
	25	1	1	–	–	191086-8	Propp	Plug				0620
	26	1	1	–	–	18822-7	Packning	Packing	S			0640
	27	18	18	–	–	942624-8	Skruv	Screw			MPOS L 13	0660
		17	–	–	–	942624-8	Skruv	Screw			UPOS L 13	0680
		1	–	–	–	955523-6	Skruv	Screw			UPOS L 16	0700
	28	1	–	–	–	941907-8	Fjädrande bricka	Resilient washer			UPOS	0720
	29	1	1	–	–	418645-8	Rör	Pipe				0740
	30	1	1	–	–	418643-3	Oljemätsticka	Dipstick			B18. B20A–D. B20E–F, VST	0760
		–	1	–	–	419824-8	Oljemätsticka	Dipstick			B20E–F, HST	0780
x	31	1	1	–	–	1266286-2	Oljefilter	Oil filter			(418432)	0800
	32	1	1	–	–	418440-4	Nippel	Nipple			B20A–D. B20E(496943–496946). B20F	0820 0840
		–	1	–	–	460232-2	Nippel	Nipple			B20E(498268–498271)	0860
	33	–	1	–	–	460233-0	Oljekylare	Oil cooler			B20E(498268–498271)	0880
		–	–	–	–						ERS AV 1 ST 462663–6,	0900
		–	–	–	–						1 ST 946681–4	0920
	34	–	1	–	–	952070-1	•Propp	•Plug				0940
	35	–	1	–	–	925255-2	Tätningsring	Seal ring	S			0960
	36	–	1	–	–	418411-5	Tätningsring	Seal ring	S			0980
	37	–	1	–	–	191701-2	Mutter	Nut				1000
	38	–	1	–	–	824589-6	Bricka	Washer				1020
	39	–	1	–	–	460362-7	Vattenavloppsrör	Water outlet pipe				1040
	40	–	1	–	–	418411-5	Tätningsring	Seal ring	S			1060
	41	–	1	–	–	460361-9	Klammer	Clamp				1080
	42	–	1	–	–	460364-3	Klammer	Clamp				1100
	43	–	1	–	–	960865-4	Skruv	Screw				1120
		–	110	–	–	943368-1	Slang	Hose				1140
	45	–	2	–	–	943473-9	Slangklammer	Hose clip				1160

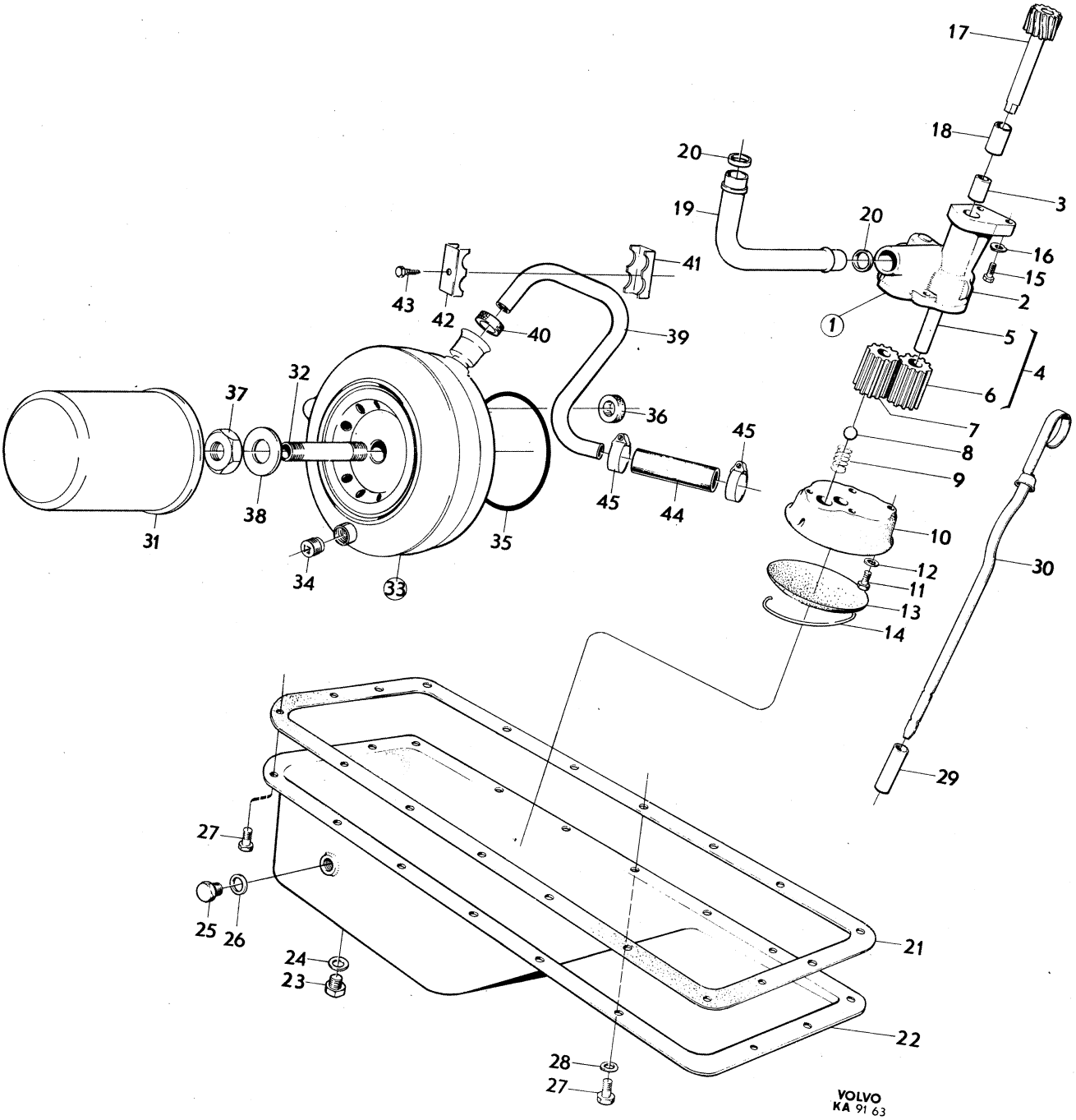
17
18
20
19
20
3
16
15
2
1
5
4
6
7
8
9
10
12
11
13
14
30
29
41
43
42
40
39
36
45
45
44
32
37
38
31
35
34
33
27
25
26
24
23
21
22
28
27
VOLVO
KA 91 63

Sida Page	Grupp Group	Cylinderlockspackning och tillhörande detaljer	Cylinder head gasket and related seals	Illustration	0400
26	2a			7606 1979–11	

	Pos. Fig.	Antal/Quantity				Artikel nr Part No	Benämning	Description	Sats Kit	B P S R	Anmärkning Notes	
		–	–	–	–		B18B ALT 1	B18B ALT 1			ROT 100–	0020
	1	1	–	–	–	418990-8	•Cylinderlockspackning	•Cylinder head gasket			TJ 0,8	0040
	2	1	–	–	–	418655-7	•Tätningsring	•Seal			TJ 8,5	0060
	3	1	–	–	–	418657-3	•Tätningsring	•Seal			TJ 8,5	0080
		–	–	–	–							0100
		–	–	–	–		B18B ALT 2	B18B ALT 2			8) ROT 95–100	0120
	1	–	–	–	–	419688-7	•Cylinderlockspackning	•Cylinder head gasket			TJ 1,6	0140
	2	–	–	–	–	418656-5	•Tätningsring	•Seal			TJ 9,5	0160
	3	–	–	–	–	418658-1	•Tätningsring	•Seal			TJ 9,5	0180
		–	–	–	–							0200
		–	–	–	–		B18B ALT 3	B18B ALT 3			8) ROT 90–95	0220
	1	–	–	–	–	418867-8	•Cylinderlockspackning	•Cylinder head gasket			TJ 2,4	0240
	2	–	–	–	–	419782-8	•Tätningsring	•Seal			TJ 10,0	0260
	3	–	–	–	–	419781-0	•Tätningsring	•Seal			TJ 10,0	0280
		–	–	–	–							0300
		–	–	–	–		B20A ALT 1	B20A ALT 1			ROT 90–	0320
	1	1	–	–	–	460552-3	•Cylinderlockspackning	•Cylinder head gasket			B20A(496918–496921) TJ 2,0	0340
		1	–	–	–	460443-5	•Cylinderlockspackning	•Cylinder head gasket			B20A(498250–498253) TJ 1.4	0380 0400
											ERS AV 1 ST 462623–0. 1 ST 418655–7, 1 ST 418657–3	0420 0440 0460
	2	–	–	–	–	418656-5	•Tätningsring	•Seal			TJ 9,5	0480
	3	–	–	–	–	418658-1	•Tätningsring	•Seal			TJ 9,5	0500
		–	–	–	–							0520
		–	–	–	–		B20A ALT 2	B20A ALT 2			8) ROT 85–90	0540
	1	1	–	–	–	419268-8	•Cylinderlockspackning	•Cylinder head gasket		8	B20A(496918–496921) TJ 2,5	0560 0580
		1	–	–	–		•Cylinderlockspackning kmpl	•Cylinder head gasket cpl		8	B20A(498250–498253)	0600 0620
		1	–	–	–	460443-5	••Cylinderlockspackn	••Cylinder head gasket			TJ 1.4 ERS AV 1 ST 462623–0. 1 ST 418655–7. 1 ST 418657–3	0640 0660 0680 0700
x		1	–	–	–	462623-0	••Cylinderlockspackn	••Cylinder head gasket			TJ 1.2 (460322)	0720 0740
	2	1	–	–	–	419782-8	•Tätningsring	•Seal			TJ 10,0	0760
	3	1	–	–	–	419781-0	•Tätningsring	•Seal			TJ 10,0	0780
		–	–	–	–							0800
		–	–	–	–		B20B, B20D, ALT 1	B20B, B20D, ALT 1			ROT 97–100	0820
	1	1	–	–	–	419310-8	•Cylinderlockspackning	•Cylinder head gasket			B20B(496905, 496912, 496913, 496917, 496929, 496930). B20D(496931). TJ 0,8	0840 0860 0880
		1	–	–	–	419763-8	•Cylinderlockspackning	•Cylinder head gasket			B20B(498256–498259) B20D(498254–498255) TJ 0,8	0920 0940 0960
	2	1	–	–	–	418655-7	•Tätningsring	•Seal			TJ 8,5	0980
	3	1	–	–	–	418657-3	•Tätningsring	•Seal			TJ 8,5	1000
		–	–	–	–							1020
		–	–	–	–		B20B, B20D ALT 2	B20B, B20D, ALT 2			8) ROT 90–97	1040
	1	1	–	–	–	460552-3	•Cylinderlockspackning	•Cylinder head gasket			B20B(496905, 496912, 496913, 496917, 496929, 496930). B20D(496931). TJ 2,0	1060 1080 1100 1120

8. Tjockare packning för vagnar på marknader med bensin av lågt oktantal. Heavier gasket for vehicles running on markets with low octane petrol. Joint plus épais pour véhicules roulant dans les marchés oúl'essence a un faible indice d'octane. Stärkere Dichtung in Wagen, die für Absatzmärkte mit Benzin von niedriger Oktanzahl vorgesehen sind. Empaquetadura más gruesas para coches en los mercados con gasolina de bajo indice de octano.

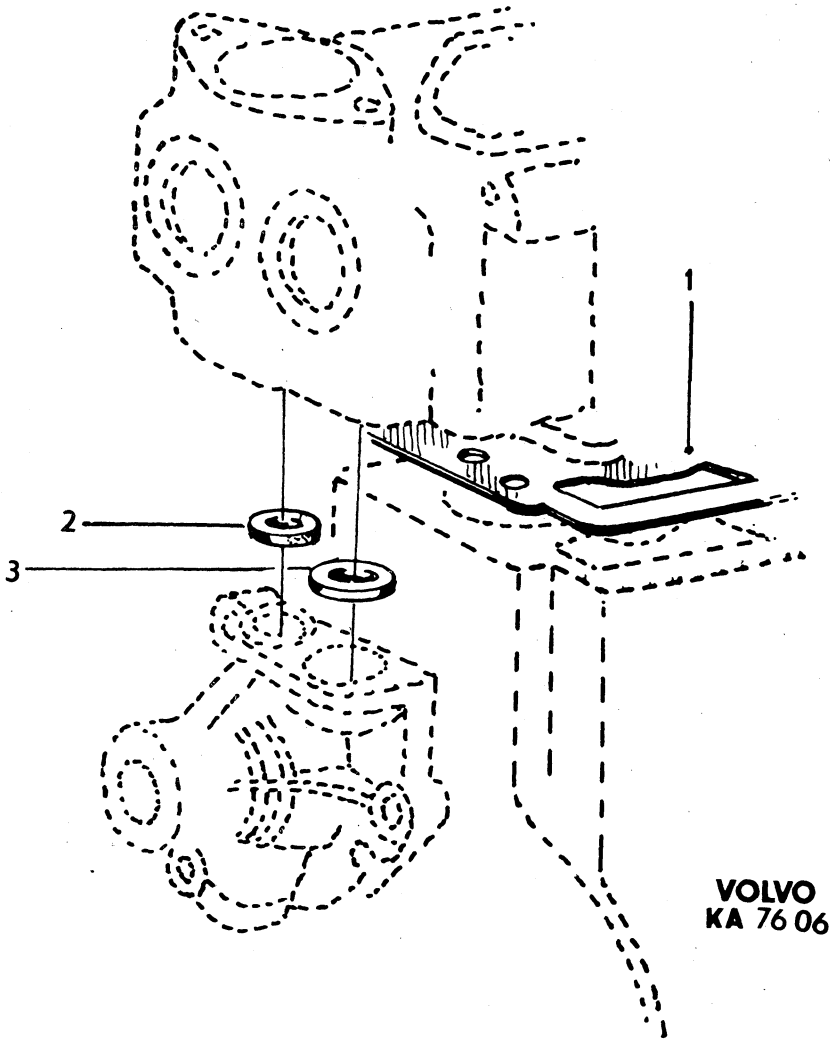
1
2
3
VOLVO
KA 76 06

Sida Page	Grupp Group	Cylinderlockspackning och tillhörande detaljer	Cylinder head gasket and related seals	Illustration	0400
28	2a			7606 1979–11	

	Pos. Fig.	Antal/Quantity				Artikel nr Part No	Benämning	Description	Sats Kit	B P S R	Anmärkning Notes	
		1	–	–	–		•Cylinderlockspackning ..... kmpl	•Cylinder head gasket ..... cpl		8	B20B(498256–498259)	1140
											B20D(498254–498255)	1160
x		1	–	–	–	462623-0	••Cylinderlockspackn.....	••Cylinder head gasket.....			TJ 1.2	1180
											(460322)	1200
		1	–	–	–	419763-8	••Cylinderlockspackning.....	••Cylinder head gasket.....			TJ 0,8	1220
	2	1	–	–	–	418656-5	•Tätningsring.....	•Seal.....			TJ 9,5	1240
	3	1	–	–	–	418658-1	•Tätningsring.....	•Seal.....			TJ 9,5	1260
		–	–	–	–		B20B, B20D ALT 3.....	B20B, B20D ALT 3.....			8) ROT 85–90	1280
	1	1	–	–	–	419628-3	•Cylinderlockspackning	•Cylinder head gasket			B20B(496905, 496912,	1300
											496913, 496917, 496929,	1320
											496930). B20D(496931).	1340
											TJ 2,5	1
		1	–	–	–		•Cylinderlockspackning ..... kmpl	•Cylinder head gasket ..... cpl			B20B(498256–498259)	1380
											B20D(498254–498255)	1400
		1	–	–	–	460443-5	••Cylinderlockspackn.....	••Cylinder head gasket.....			TJ 1.4	1420
											ERS AV 1 ST 462623–0,	1440
											1 ST 418655–7	1460
											1 ST 418657–3	1
		1	–	–	–	460322-1	••Cylinderlockspackning.....	••Cylinder head gasket.....			TJ 1,2	1500
	2	–	–	–	–	419782-8	•Tätningsring.....	•Seal.....			TJ 10,0	1520
	3	–	–	–	–	419781-0	•Tätningsring.....	•Seal.....			TJ 10,0	1540
		–	–	–	–							1560
		–	–	–	–		B20E ALT 1.....	B20E ALT 1.....			ROT 97–100	1580
	1	1	–	–	–	419763-8	•Cylindertoppspackning.....	•Cylinder head gasket			TJ 0,8	1600
	2	1	–	–	–	418655-7	•Tätningsring.....	•Seal.....			TJ 8,5	1620
	3	1	–	–	–	418657-3	•Tätningsring.....	•Seal.....			TJ 8,5	1640
		–	–	–	–							1660
		–	–	–	–		B20E ALT 2, ALT 3.....	B20E ALT 2, ALT 3			8,9) ROT 85–90, 90–93	1680
		–	–	–	–							1700
		–	–	–	–		B20F ALT 1	B20F ALT 1.....			ROT 90–93	1720
x	1	1	–	–	–	462623-0	•Cylinderlockspackning	•Cylinder head gasket			TJ 1.2	1740
											(460322)	1760
	2	1	–	–	–	418655-7	•Tätningsring.....	•Seal.....			TJ 8,5	1780
	3	1	–	–	–	418657-3	•Tätningsring.....	•Seal.....			TJ 8,5	1800
		–	–	–	–							1820
		–	–	–	–		B20F ALT 2.....	B20F ALT 2.....			ROT 85–90	1840
	1	1	–	–	–		•Cylinderlockspackning	•Cylinder head gasket		8		1860
		1	–	–	–	460443-5	••Cylinderlocks– packning.....	••Cylinder head gasket.....			TJ 1.4	1880
											ERS AV 1 ST 462623–0,	1
											1 ST 418655–7,	1920
											1 ST 418657–3	1940
x		1	–	–	–	462623-0	••Cylinderlocks– packning.....	••Cylinder head gasket.....			TJ 1.2	1960
											(460322)	1980
	2	1	–	–	–	419782-8	•Tätningsring.....	•Seal.....			TJ 10,0	2000
	3	1	–	–	–	419781-0	•Tätningsring.....	•Seal.....			TJ 10,0	2

8. Tjockare packning för vagnar på marknader med bensin av lågt oktantal. Heavier gasket for vehicles running on markets with low octane petrol. Joint plus épais pour véhicules roulant dans les marchés oúl'essence a un faible indice d'octane. Stärkere Dichtung in Wagen, die für Absatzmärkte mit Benzin von niedriger Oktanzahl vorgesehen sind. Empaquetadura más gruesas para coches en los mercados con gasolina de bajo indice de octano.
9. Vid åtgärd på B20E skall cylinderlocket ersättas av ett för B20F. Cylinderlockspackningar och tätningsringar användes enligt anvisningar för B20F. When processing a B20E the cylinder head must be replaced by a cylinder head for the B20F. The cylinder head gaskets and seal rings should be used in accordance with the instructions for B20F engines. Lors de mesures prises sur le B20E, la culasse doit être remplacée par une culasse pour B20F. Les joints de culasses et rondelles d'étanchéité doivent être employés selon les indications concernant le B20F. Bei Massnahmen am B20 E– Motor soll der Zylinderkopf durch einen B20 F– Zylinderkopf ersetzt werden. Zylinderkopfdichtungen und Dichtungsringe werden lt. Anweisungen für den B20 F– Motor verwendet. Al hacer reparaciones en los motores B20E la culata deberá substituirse por la correspondiente a los motores B20F. Las juntas de culata y anillos retén se utilizarán de acuerdo a las instrucciones correspondientes a los motores B20F.

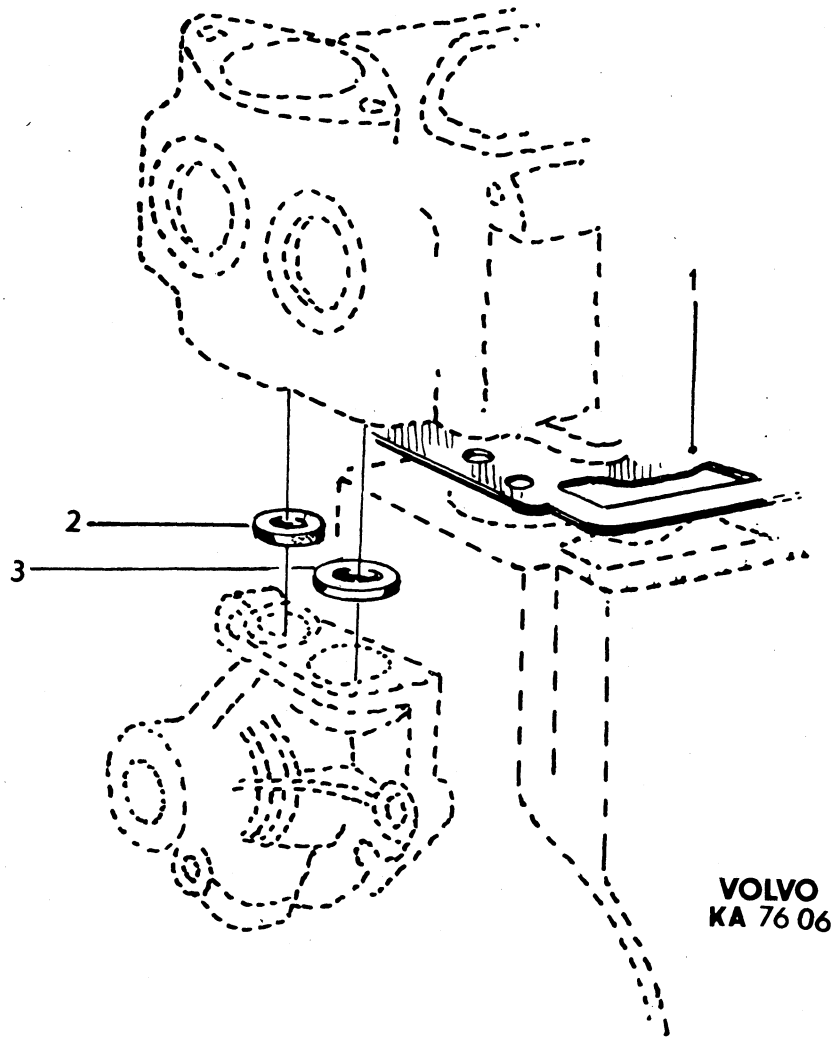
1
2
3
VOLVO
KA 76 06

	Innehållsförteckning / Index / Table des matières	Inhaltsverzeichnis / Indice	Grupp / Group	Sida / Page
1979–11			2b	1

KYLSYSTEM		Sida	Koord.
Kylsystem		2	1-E03
COOLING SYSTEM		Page	Grid
Cooling system		2	1-E03
SYSTEME DE REFROIDISSEMENT		Page	Grid
Système de refroidissement		2	1-E03
KÜHLANLAGE		Seite	Grid
Kühlanlage		2	1-E03
SISTEMA DE REFRIGERACION		Página	Grid
Sistema de refrigeración		2	1-E03

Sida / Page 2 — Grupp / Group 2b — Kylsystem / Cooling system — Illustration 10887 1979–11 — 0050

Pos. Fig.	Antal/Quantity B18A	B18B	B20A B20B	B20D B20E B20F	Artikel nr Part No	Benämning	Description	Sats Kit	B P S R	Anmärkning Notes	
1	1	1	1	1	418327-3	Vattenpump	Water pump			L 14. SE SIDA 3 POS 6	0020
										B20A–B SEN UTF	0040
	–	–	1	–	419689-5	Vattenpump	Water pump			L 20. SE SIDA 3 POS 6	0060
										B20A TID UTF.	0080
										ERS AV 1 ST 418327–3	0100
	–	–	1	–	419691-1	Vattenpump	Water pump			17) L 48. SE SIDA 3	0120
										POS 6. B20B TID UTF	0140
2	1	1	1	1		•Skovelhjul	•Impeller			(418330)	0160
x 3	1	1	1	1	460839-4	•Tätning	•Seal			(430193)	0180
4	1	1	1	1		•Axel, kullager,	•Shaft, ball bearing,		8		0200
	–	–	–	–		avkastarring	deflector ring				0220
5	1	1	1	1	415058-7	•Låstråd	•Lock wire				0240
6	1	1	1	1	418332-3	•Nav för 418327	•Hub for 418327			L 14. SE SIDA 3 POS 6	0260
	–	–	1	–	419690-3	•Nav för 419689	•Hub for 419689			L 20. SE SIDA 3 POS 6	0280
										ERS AV 418332–3	0300
	–	–	1	–	419675-4	•Nav för 419691	•Hub for 419691			L 48. SE SIDA 3 POS 6	0320
7	1	–	–	1	418655-7	Tätningsring	Seal ring	S			0340
	–	1	–	–	418655-7	Tätningsring, STD	Seal ring, STD	S			0360
	–	–	1	–	418656-5	Tätningsring, STD	Seal ring, STD	S		B20A(496918–496921)	0380
	–	–	1	–	418656-5	Tätningsring, STD	Seal ring, STD	S		B20A(498250–498253)	0400
	–	–	1	–	418655-7	Tätningsring, STD	Seal ring, STD	S		B20B(496905,496912,	0420
										496913,496917,496929,	0440
										496930,498256–498259)	0460
	–	–	–	–		Tätningsring, ALT,	Seal ring, ALT,				0480
						se grupp 2a avsnitt:	see group 2a section:				0500
						Cylinderlockspackning	Cylinder head gasket				0520
						och tillhörande	and related seals				0540
						detaljer					0560
8	1	–	–	1	418657-3	Tätningsring	Seal ring	S			0580
	–	1	–	–	418657-3	Tätningsring, STD	Seal ring, STD	S			0600
	–	–	1	–	418658-1	Tätningsring, STD	Seal ring, STD	S		B20A(496918–496921,	0620
										498250–498253)	0640
	–	–	1	–	418658-1	Tätningsring, std	Seal ring, std	S		B20A(498250–498253)	0680
	–	–	1	–	418657-3	Tätningsring, STD	Seal ring, STD	S		B20B(496905,496912,	0700
										496913,496917,496929,	0720
										496930,498256–498259)	0740
	–	–	–	–		Tätningsring, ALT	Seal ring, ALT,				0760
						se grupp 2a avsnitt:	see group 2a section:				0780
						Cylinderlockspackning	Cylinder head gasket				0800
						och tillhörande	and related seals				0820
						detaljer					0840
9	1	1	1	1	418333-1	Packning	Gasket	S			0860
10	2	2	2	2	190524-9	Skruv	Screw			L 28	0880
	2	2	2	2	940161-3	Skruv	Screw			L 45	0900
11	4	4	4	4	941907-8	Fjädrande bricka	Resilient washer				0920
12	1	1	1	1	461181-0	Remskiva	Pulley			(418293)	0940
13	1	1	1	1		Fläkt	Fan			SE SIDA 8, 1-E09	0960
14	1	1	1	1	460481-5	Drivrem	Drive belt			VST	0980
	1	1	1	1	460482-3	Drivrem	Drive belt			HST	1000
x 15	1	1	1	1	273342-6	Termostatsats	Thermostat, kit			ALT 1. 82C, 180F.	1020
	1	1	1	1	273277-4	Termostatsats	Thermostat, kit			ALT 2. 92C, 197F.	1040
	1	1	1	1		•Termostat	•Thermostat	S			1060
16	1	1	1	1	418361-2	•Packning	•Gasket	S			1080

17. För vagnar utan slirkoppling gäller: Ers av 1 st 418327–3. För vagnar med slirkoppling gäller: Ers av 1 st 418327–3, 1 st 460531–7. For cars without viscous fans: Superseded by 1 418327–3. For cars with viscous fans: Superseded by 1 418327–3 and 1 460531–7. Se réfère aux véhicules sans accouplement á glissement: Remplacement de 1 418327–3. Se réfère aux véhicules avec accouplement á glissement: Remplacement de 1 418327–3, 1 460531–7. Für Fahrzeuge ohne Gleitkupplung gilt: Wird durch 1 Stück 418327–3 ersetzt, Für Fahrzeuge mit Gleitkupplung gilt: Wird durch 1 Stück 418327—3 und 1 Stück 460531—7 ersetz. En los vehículos sin embrague de fricción: substitución por 1, 418327—3. Para vehículos con embrague de fricción. substitución por 1, 418327—3 y 1, 460531—7.

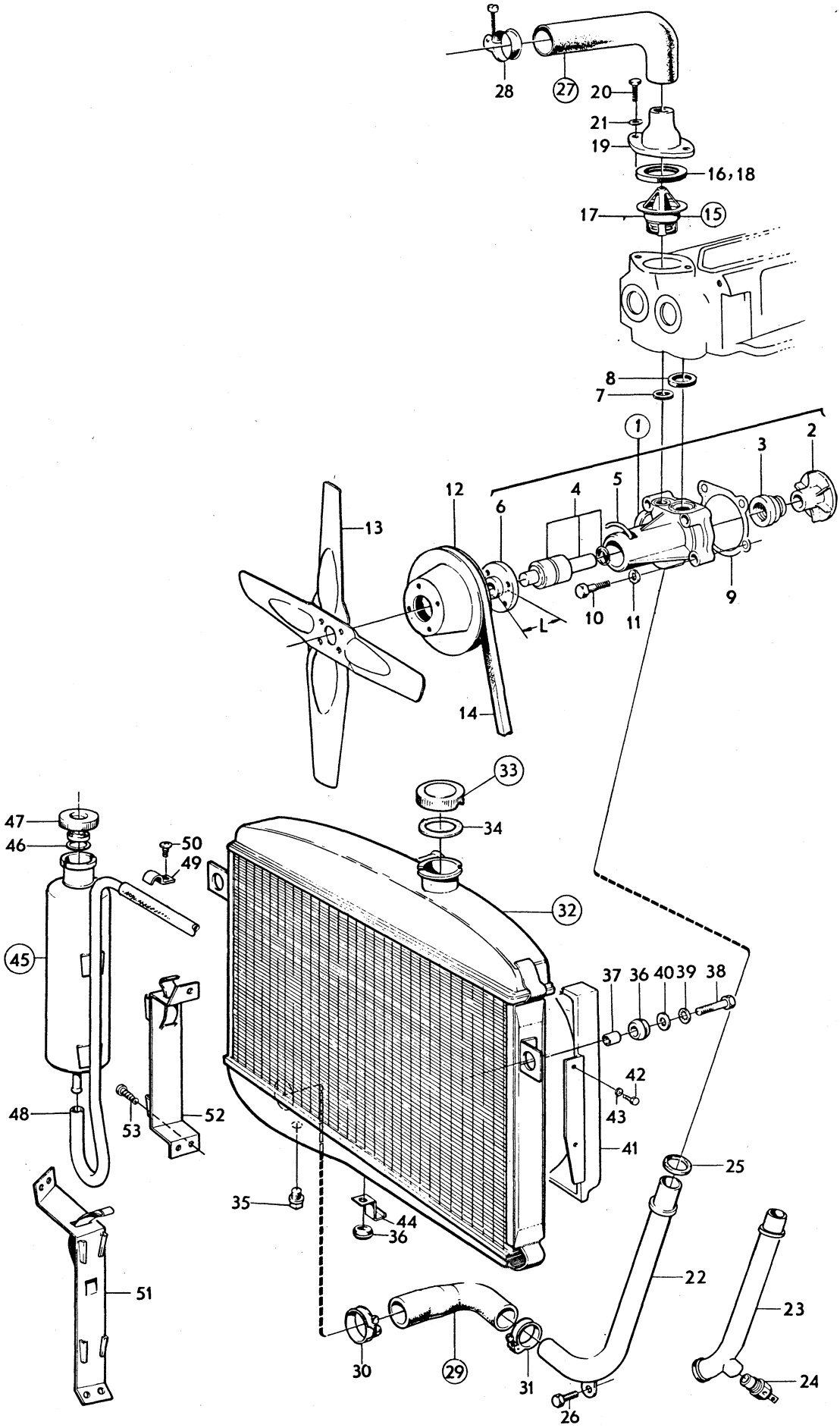

VOLVO PARTS
1 022 10887

Sida / Page 4 — Grupp / Group 2b — Kylsystem / Cooling system — Illustration 10887 1979–11 — 0050

Pos. Fig.	Antal/Quantity B18A	B18B	B20A B20B	B20D B20E B20F	Artikel nr Part No	Benämning	Description	Sats Kit	B P S R	Anmärkning Notes	
17	1	1	–	–	418496-6	Termostat	Thermostat			ALT 3. 77C.	1100
										ERS AV 273342–6.	1120
18	1	1	–	–	418361-2	Packning för 418496	Gasket for 418496	S			1140
19	1	1	1	1	419333-0	Vattenavloppsrör	Water outlet pipe				1160
20	2	2	2	2	940135-7	Skruv	Screw				1180
21	2	2	2	2	941907-8	Fjädrande bricka	Resilient washer				1200
22	1	1	1	1	418334-9	Vattentilloppsrör, alt 1	Water inlet pipe, alt 1			B18. B20A(496918–496921)	1220
										B20B(496905, 496912,	1240
										496913, 496917, 496929,	1260
										496930). B20D(496931)	1280
										B20E(496943–496946)	1300
	–	–	1	1	460438-5	Vattentilloppsrör, alt 2	Water inlet pipe, alt 2			B20A(498250–498253)	1320
										B20B(498256–498259)	1340
										B20D(498254,498255).B20F	1360
	–	–	–	1	460464-1	Vattentilloppsrör, alt 3	Water inlet pipe, alt 3			B20E(498268–498271)	1380
23	–	–	1	1	460508-5	Vattentilloppsrör, alt 4	Water inlet pipe, alt 4			13)	1400
24	–	–	1	1	687138-8	Termokontakt	Thermal contact			13)	1420
25	1	1	1	1	418326-5	Gummiring	Rubber ring	S			1440
26	1	1	1	1	955526-9	Skruv	Screw				1460
27	1	1	–	–	273190-9	Kylarslangsats	Radiator hose kit				1480
	–	–	1	1	273193-3	Kylarslangsats	Radiator hose kit			142 CH–178959, 144 CH–	1500
										194139, 145 CH–61599	1520
	–	–	1	1	273236-0	Kylarslangsats	Radiator hose kit			142 CH 178960–, 144 CH	1540
										194140–, 145 CH 61600–	1560
x 28	2	2	2	2	943476-2	•Slangklammer	•Hose clip	S		(951792)	1580
29	1	1	–	–	273191-7	Kylarslangsats	Radiator hose kit				1600
	–	–	1	1	273194-1	Kylarslangsats	Radiator hose kit			142 CH–178959, 144 CH–	1620
										194139, 145 CH–61599	1640
	–	–	1	1	273237-8	Kylarslangsats	Radiator hose kit			142 CH 178960–249929,	1660
										144 CH 194140–263069,	1680
										145 CH 61600–103379	1700
	–	–	1	1	273279-0	Kylarslangsats	Radiator hose kit			142 CH 249930–, 144 CH	1720
										263070–, 145 CH 103380–	1740
x 30	1	1	1	1	943476-2	•Slangklammer	•Hose clip	S		(951792)	1760
31	1	1	1	1	951791-3	•Slangklammer	•Hose clip	S			1780
32	1	1	1	–	252187-0	Kylarelement	Radiator unit			5,7) STD	1800
	1	1	1	–	252169-8	Kylarelement	Radiator unit			5,9) STD.	1820
										ERS AV 252188–8.	1840
	–	–	1	–	252188-8	Kylarelement	Radiator unit			5,10) STD	1860
	–	–	1	1	460400-5	Kylarelement	Radiator unit			6) STD. VXL M40, M41	1880
	–	–	1	1	460401-3	Kylarelement	Radiator unit			6) STD. VXL BW35	1900
	–	–	1	1	460402-1	Kylarelement	Radiator unit			15) TROPIC. VXL M40, M41	1920

5. 142 CH –178959. 144 CH –194139. 145 CH –61599.
6. 142 CH 178960–. 144 CH 194140–. 145 CH 61600–.
7. VXL: M40, M41. BW35 utan oljekylning. VXL: M40, M41. BW35 non–oil cooled. VXL: M40, M41. BW35 sans refroidissement à huile. VXL: M40, M41. BW35 ohne Ölkühler. VXL: M40, M41. BW35 sin refrigerador de aceite.
9. För vagnar utan luftkonditionering. VXL: BW35 med oljekylning. For cars without air conditioning. VXL: BW35 oil cooled. Pour véhicules sans conditionnement d'air. VXL: BW35 avec refroidissement à huile. Für Wagen ohne Luftkonditionierung. VXL: BW35 mit Ölkühler. Para veh culos sin aire acondicionado. VXL: BW35 con refrigerador de aceite.
10. För vagnar med luftkonditionering. VXL: BW35 med oljekylning. For cars with air conditioning. VXL: BW35 oil cooled. Pour véhicules avec conditionnement d'air. VXL: BW35 avec refroidissement à huile. Für Wagen mit Luftkonditionierung. VXL: BW35 mit Ölkühler. Para veh culos con aire acondicionado. VXL: BW35 con refrigerador de aceite.
13. För vagnar med elektrisk kylfläkt för luftkonditionering. For cars with electric cooling fan for air conditioning. Pour véhicules avec ventilateur électrique de refroidissement pour conditionnement d'air. Für Wagen mit elektrischem Kühlerlufter für Luftkonditionierung. Para veh culos con ventilador refrigerante electrico para aire acondicionade.
15. 142 CH 249930–. 144 CH 263070–. 145 CH 103380–.

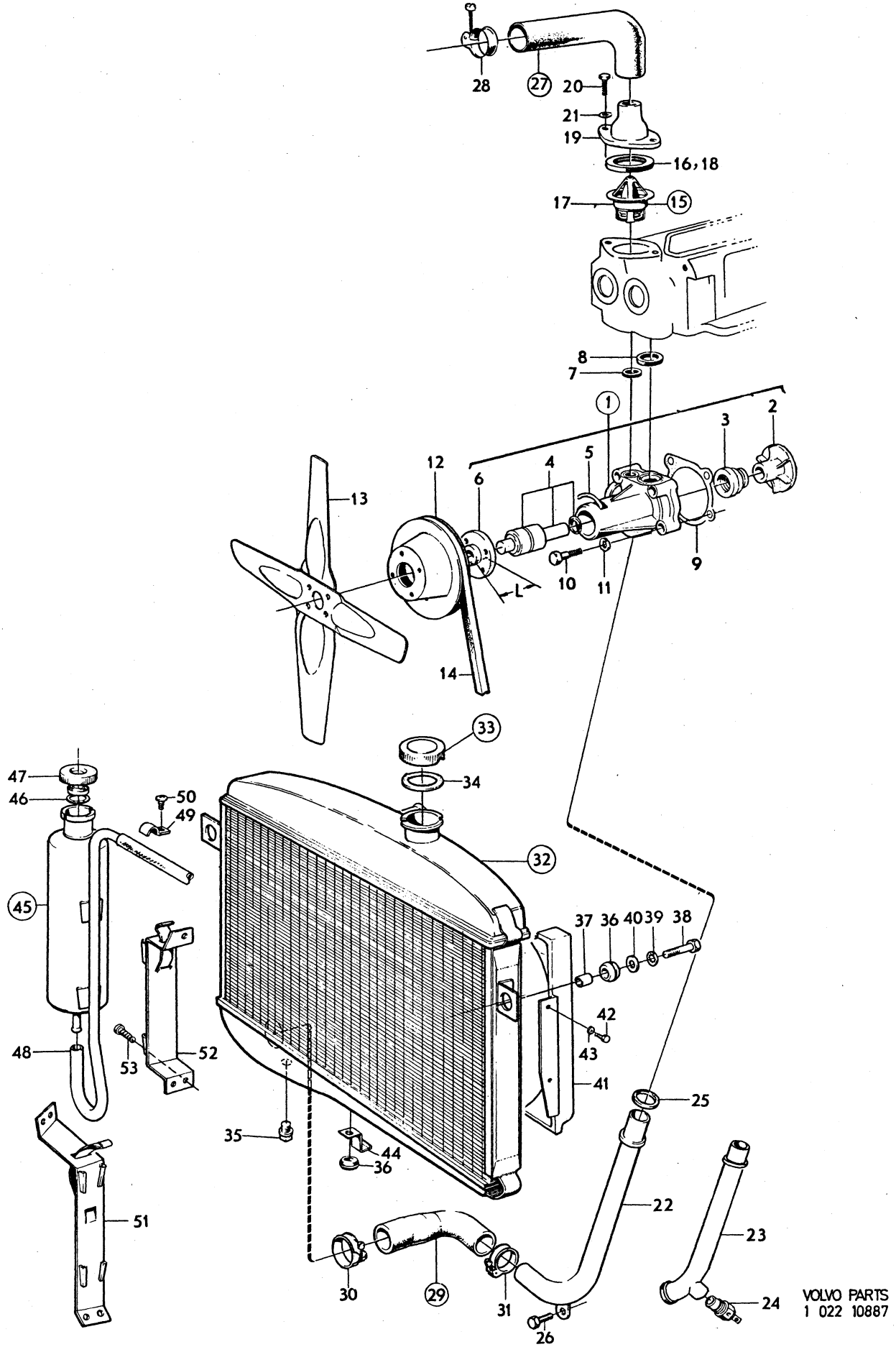

VOLVO PARTS
1 022 10887

Sida / Page 6 — Grupp / Group 2b — Kylsystem / Cooling system — Illustration 10887 1979–11 — 0050

Pos. Fig.	Antal/Quantity B18A	B18B	B20A B20B	B20D B20E B20F	Artikel nr Part No	Benämning	Description	Sats Kit	B P S R	Anmärkning Notes	
	–	–	1	1	460403-9	Kylarelement	Radiator unit			15) TROPIC. VXL BW35	1940
x 33	1	1	1	1	461646-2	•Påfyllningslock	•Filler cap			(682294)	1960
34	1	1	1	1	676553-1	••Packning	••Gasket				1980
35	1	1	1	–	952070-1	•Propp	•Plug			TID UTF	2000
36	3	3	3	3	673989-0	Gummibussning	Rubber bushing				2020
37	2	2	2	2	663497-6	Hylsa	Sleeve				2040
38	2	2	2	2	940115-9	Skruv	Screw				2060
39	2	2	2	2	955950-1	Låsbricka	Lock washer				2080
40	2	2	2	2	960148-5	Bricka	Washer				2100
41	–	–	1	–	683845-2	Fläktkåpa	Fan shroud			1)	2120
	–	–	1	1	687131-3	Fläktkåpa	Fan shroud			11)	[illegible]
42	–	–	4	–	107401-2	Skruv	Screw			1)	[illegible]
	–	–	6	6	955127-6	Skruv	Screw			11)	2180
43	–	–	ERF	6	960137-8	Bricka	Washer				2200
44	–	–	1	–	686823-6	Konsol	Bracket			1)	2220
45	1	1	1	1	676558-0	Expansionskärl	Expansion tank			142 CH–52899, 144 CH–89799, 145 CH–9199	2240
	1	1	1	1	686833-5	Expansionskärl	Expansion tank			142 CH 52900–, 144 CH 89800–, 145 CH 9200–	[illegible] 2300
46	1	1	1	1	687103-2	•Packning	•Gasket			TID UTF	2320
47	1	1	1	1	673336-4	Påfyllningslock	Filler cap			142 CH–52899, 144 CH–89799, 145 CH–9199	2340 2360
	1	1	1	1	673233-3	Påfyllningslock	Filler cap			142 CH 52900–, 144 CH 89800–, 145 CH 9200–	2380 2400
48	630	630	630	630	942700-6	Slang	Hose			5)	2420
	–	–	1075	1075	942700-6	Slang	Hose			6) B20A–D, TID UTF	2440
	–	–	510	510	942700-6	Slang	Hose			6) B20A–D SEN UTF	2460
	–	–	–	1000	942700-6	Slang	Hose			6) B20E, TID UTF	2480
	–	–	–	435	942700-6	Slang	Hose			6) B20E, SEN UTF	2500
49	–	–	2	2	951191-6	Klammer	Clamp			6) TID UTF	2520
50	–	–	2	2	955138-3	Skruv	Screw			6) TID UTF	2540
51	–	–	1	1	687818-5	Konsol	Bracket			12) B20A–D	2560
52	–	–	–	1	687816-9	Konsol	Bracket			12) B20E	2580
53	–	–	ERF	ERF	955138-3	Skruv	Screw			12)	2600
	1	1	1	1	275540-3	Packningssats, vattenpump	Gasket kit waterpump			B18, B20B-F	2620 2640
	–	–		–							
			1		275541-1	Packningssats vattenpump	Gasket kit, waterpump			B20A	2660 [illegible]

1. 142 USA, CAN CH 112400–178959 (air conditioning). 144 USA, CAN CH 138700–194139 (air conditioning). 145 USA, CAN CH 30900–61599 (air conditioning).
5. 142 CH –178959. 144 CH –194139. 145 CH –61599.
6. 142 CH 178960–. 144 CH 194140–. 145 CH 61600–.
11. USA, CAN, 142, VST air conditioning CH 178960–. USA, CAN, 144, VST air conditioning CH 194140–. USA, CAN, 145, VST air conditioning CH 61600–. 142, spec. utf 5470 CH 191221–. spec utf 5470 CH 203080–. 142, spec utf 5450 CH 273217–. 144, spec utf 5450 CH 285279–.
12. 142 CH 179088– incl 178960–178983. 144 CH 194302– incl 194140–194148. 145 CH 61625– incl 61600–61609.
15. 142 CH 249930–. 144 CH 263070–. 145 CH 103380–.

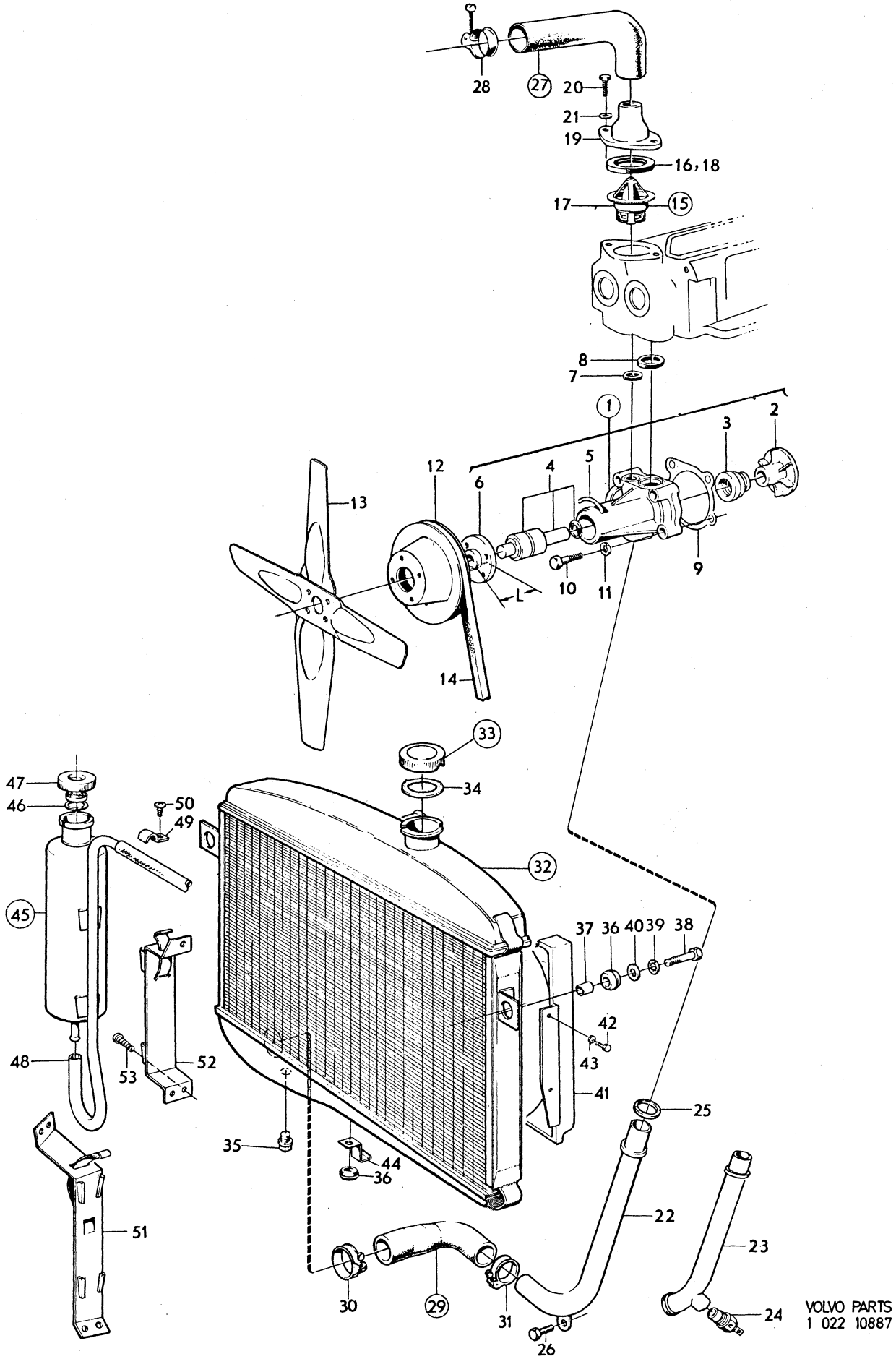

VOLVO PARTS
1 022 10887

Sida / Page	Grupp / Group	Kylsystem / Cooling system	Illustration
8	2b	Fläkt med monteringsdetaljer / Fan with installation components	9568 1979–11

Pos. Fig.	Antal/Quantity B18A	B18B	B20A B20B	B20D B20E B20F	Artikel nr Part No	Benämning	Description	Sats Kit	B P S R	Anmärkning Notes	
1	1	–	1	1	672703-6	Fläkt	Fan			ALT 1.	0020
										D 335. EXCL B20E–F.	0040
2	1	–	1	1	672740-8	Bricka	Washer			EXCL B20E–F.	0060
3	–	–	1	–	680873-7	Distansstycke	Spacer			L 30. B20A TID UTF	0080
	–	–	1	1	686104-1	Distansstycke	Spacer			L 34. 142 CH 178960–,	0100
										144 CH 194140–, 145 CH	0120
										61600–. EXCL B20E–F	0140
4	4	–	–	–	956567-2	Skruv	Screw			L 16. EXCL B20E–F.	0160
	–	–	4	4	940161-3	Skruv	Screw			L 45	0180
											0200
5	–	1	1	–	667400-6	Fläkt	Fan			ALT 2.	0220
										D 335. B18B, B20A.	0240
										ERS AV 1 ST 672703–6,	0260
										1 ST 672740–8	0280
6	–	–	1	–	680873-7	Distansstycke	Spacer			L 30	0300
7	–	4	–	–	956567-2	Skruv	Screw			L 16	0320
	–	–	4	–	940161-3	Skruv	Screw			L 45	0340
											0360
8	1	1	1	1	667578-9	Fläkt	Fan			ALT 3.	0380
										D 360. SPEC UTF.	0400
9	4	4	4	4	956567-2	Skruv	Screw				0420
											0440
10	–	–	1	–	683541-7	Fläkt	Fan			2,3) ALT 4.	0460
11	–	–	1	–	686104-1	Distansstycke	Spacer			2,3) L 34	0480
12	–	–	4	–	940161-3	Skruv	Screw			2,3)	0500
											0520
13	–	–	1	–	679276-6	Fläkt	Fan			4) B20B. ALT 5.	0540
14	–	–	1	–	430200-6	Slirkoppling	Friction clutch			4) B20B	0560
15	–	–	2	–	679409-3	Bricka	Washer			4) B20B	0580
16	–	–	4	–	956558-1	Skruv	Screw			4) B20B	0600
17	–	–	4	–	941906-0	Fjädrande bricka	Resilient washer			4) B20B	0620
18	–	–	4	–	955825-5	Mutter	Nut			4) B20B	0640
19	–	–	1	–	956583-9	Skruv	Screw			4) B20B	0660
20	–	–	1	–	419676-2	Bricka	Washer			4) B20B	0680
21	–	–	1	–	672740-8	Bricka	Washer			4) B20B	0700
22	–	–	4	–	956567-2	Skruv	Screw			4) B20B	0720
23	–	–	4	–	941907-8	Fjädrande bricka	Resilient washer			4) B20B.	0740
											0760
x 24	–	–	1	1	1218570-8	Fläkt	Fan			6) ALT 6.	0
										(687133)	0800
x 25	–	–	1	1	1266788-7	Slirkoppling	Friction clutch			6) (687132)	0820
26	–	–	4	4	956557-3	Skruv	Screw			6)	0840
27	–	–	4	4	941906-0	Fjädrande bricka	Resilient washer			6)	0860
28	–	–	4	4	955825-5	Mutter	Nut			6)	0880
29	–	–	1	1	460531-7	Kopplingsfläns	Clutch flange			(688036)	0900
30	–	–	4	4	956568-0	Skruv	Screw			6)	0920
31	–	–	4	4	941907-8	Fjädrande bricka	Resilient washer			6)	0940
32	–	–	1	1	956585-4	Skruv	Screw			14)	0960
	–	–	1	1	945698-9	Skruv	Screw			15)	0980
33	–	–	1	1	419676-2	Bricka	Washer			14)	1000
	–	–	1	1	460530-9	Bricka	Washer			15)	1020
											1040

2. För vagnar med luftkonditionering. For cars with air conditioning. Pour véhicules avec conditionnement d'air. Für Wagen mit Luftkonditionierung. Para vehículos con aire acondicionado.
3. 142 USA, CAN CH 112400–178959. 144 USA, CAN CH 138700–194139. 145 USA,can CH 30900–61599.
4. 142 CH –178959 excl USA, CAN. 142 USA, CAN CH –112399. 144 CH –194139 excl USA, CAN. 144 USA, CAN CH –138699. 145 CH –61599 excl USA, CAN. 145 USA, CAN CH –30899.
6. 142 CH 178960–. 144 CH 194140–. 145 CH 61600–.
14. 142 CH 178960–249929. 144 CH 194140–263069. 145 CH 61600–103379.
15. 142 CH 249930–. 144 CH 263070–. 145 CH 103380–.

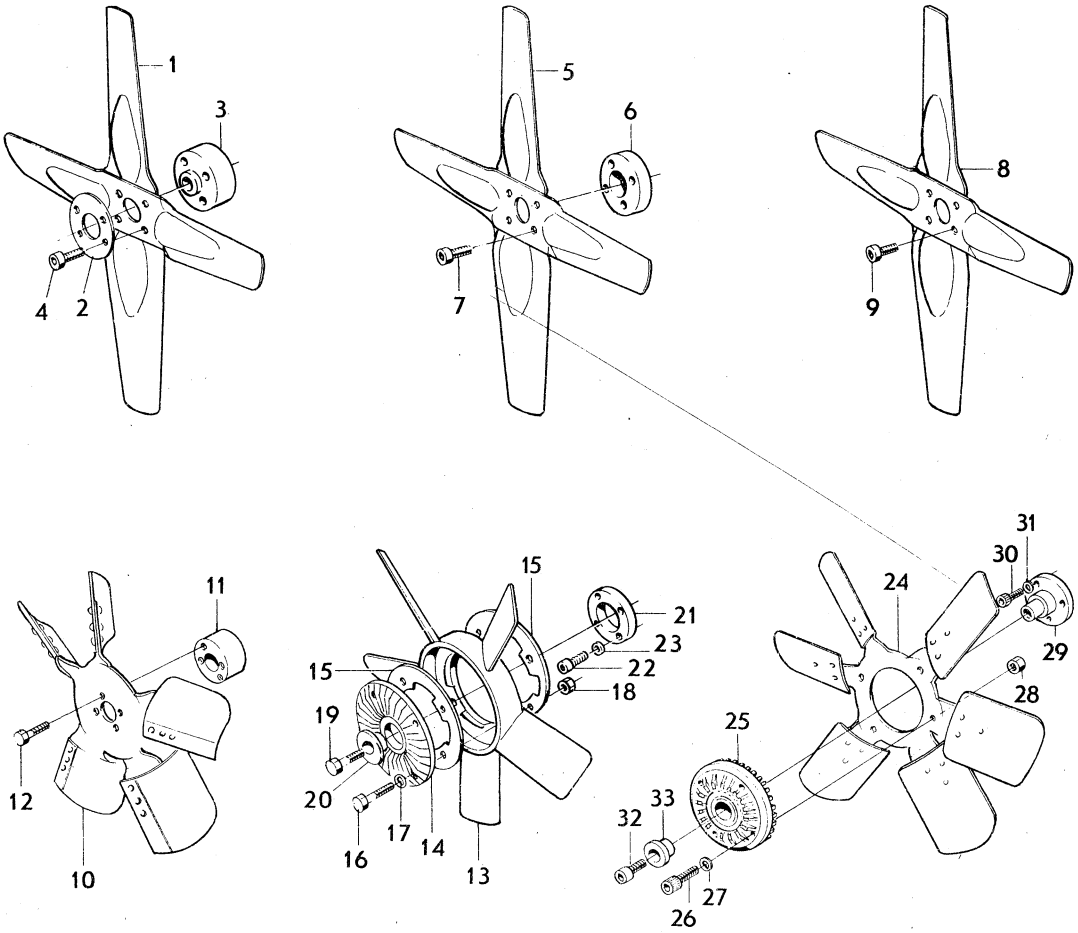
1
3
4
2
5
6
7
8
9
11
12
10
15
21
23
22
18
19
20
16
17
14
13
31
30
24
29
28
25
32
33
26
27

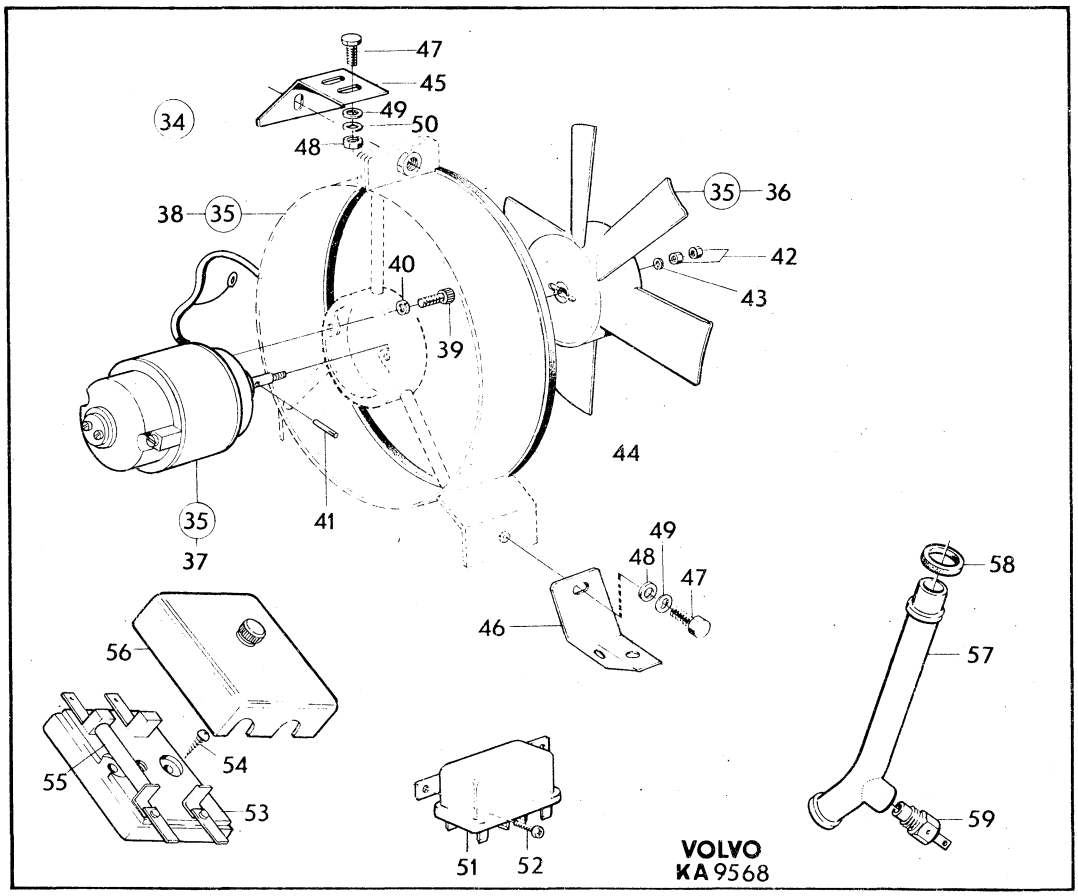
47
45
34
49
50
48
38
35
35
36
42
40
43
39
44
35
37
41
49
48
47
46
58
57
56
54
55
53
59
51
52
VOLVO
KA 9568

Sida / Page	Grupp / Group	Kylsystem / Cooling system	Illustration	0100
10	2b	Fläkt med monteringsdetaljer / Fan with installation components	9568 1979–11	

Pos. Fig.	Antal/Quantity B18A	B18B	B20A B20B	B20D B20E B20F	Artikel nr Part No	Benämning	Description	Sats Kit	B P S R	Anmärkning Notes	
34	–	–	1	1	273205-5	Elektrisk kylfläktsats	Electric cooling fan kit		8	2,8)	1060 1080
35	–	–	1	1	686849-1	•Fläkt, motor, hållare	•Fan, engine, retainer				1100
36	–	–	1	1	688071-0	••Fläkt	••Fan		8		1120
37	–	–	1	1	688070-2	••Motor	••Engine		8		1140
38	–	–	1	1		••Hållare	••Retainer		8		1160
39	–	–	2	2	956552-4	••Skruv	••Screw				1180
40	–	–	2	2	955920-4	••Fjäderbricka	••Spring washer				1200
41	–	–	1	1	951944-8	••Spännstift	••Tension pin				1220
42	–	–	2	2	955833-9	••Mutter	••Nut				1240
43	–	–	2	2	955893-3	••Bricka	••Washer				0
44	–	–	1	1	688072-8	••Packning	••Gasket		8		0
45	–	–	1	1	687100-8	•Fäste	•Anchorage			16)	1300
	–	–	1	1	460491-4	•Fäste	•Anchorage			15)	1320
46	–	–	2	2	687102-4	•Fäste	•Anchorage			16)	1340
	–	–	2	2	460492-2	•Fäste	•Anchorage		8	15)	1360
47	–	–	9	9	955523-6	•Skruv	•Screw				0
48	–	–	6	6	955826-3	•Mutter	•Nut				0
49	–	–	11	11	955894-1	•Bricka	•Washer				1420
50	–	–	9	9	941907-8	•Fjädrande bricka	•Resilient washer				1440
51	–	–	1	1	870670-7	•Relä	•Reley				1460
52	–	–	2	2	955127-6	•Skruv	•Screw				1480
53	–	–	1	1	941111-7	•Säkringsdosa	•Fusebox				1500
54	–	–	2	2	955127-6	•Skruv	•Screw				1520
55	–	–	1	1	942785-7	•Säkring	•Fuse				1540
56	–	–	1	1	941112-5	•Lock	•Cover				1560
57	–	–	1	1		•Vattentilloppsrör	•Water inlet pipe			SE SIDA 2, 1-E03	1580
58	–	–	1	1		•Gummiring	•Rubber ring			SE SIDA 2, 1-E03	1600
59	–	–	1	1		•Termokontakt	•Thermal contact			SE SIDA 2, 1-E03	1620

2. För vagnar med luftkonditionering. For cars with air conditioning. Pour véhicules avec conditionnement d'air. Für Wagen mit Luftkonditionierung. Para veh culos con aire acondicionade.
8. Vid montering av sats 273205 på 142 CH 178960–249929, 144 CH 194140–263069, 145 CH 61600–103379 skall nedre kylarslang bytas mot slang 460437–7. When installing kit 273205 on 142 CH 178960–249929, 144 CH 194140–263069, 145 CH 61600–103379 the lower radiator hose must be replaced by hose 460437–7. Lors de montage du jeu 273205 sur 142 CH 178960–249929, 144 CH 194140–263069, 145 CH 61600–103379 le tuyau inférieur de radiateur doit être remplacé par le tuyau 460437–7. Beim Einbau des Satzes 273205 in 142 CH 178960–249929, 144 CH 194140–263069, 145 CH 61600–103379 soll der untere Kühlerschlauch gegen den Schlauch 460437–7 ausgetauscht werden. Al montar el juego 273205 en los modelos 142 CH 178960–249929, 144 CH 194140–263069, 145 CH 61600–103379 el tubo de refrigeración inferior se cambiará por el tubo 460437–7.
15. 142 CH 249930–. 144 CH 263070–. 145 CH 103380–.
16. 142 CH –249929. 144 CH –263069. 145 CH –103379.

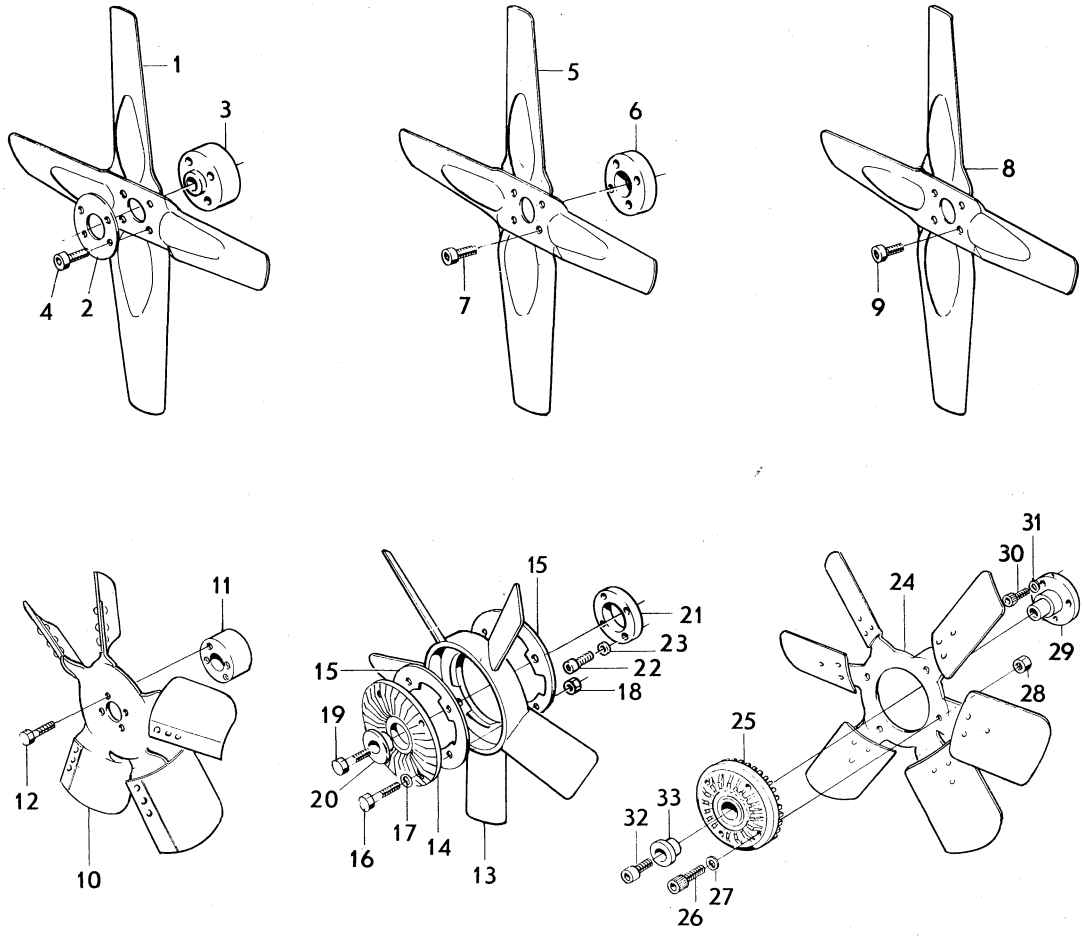
1
3
4
2
5
6
7
8
9
11
12
10
15
21
23
22
18
19
20
16
17
14
13
31
30
24
29
28
25
33
32
26
27

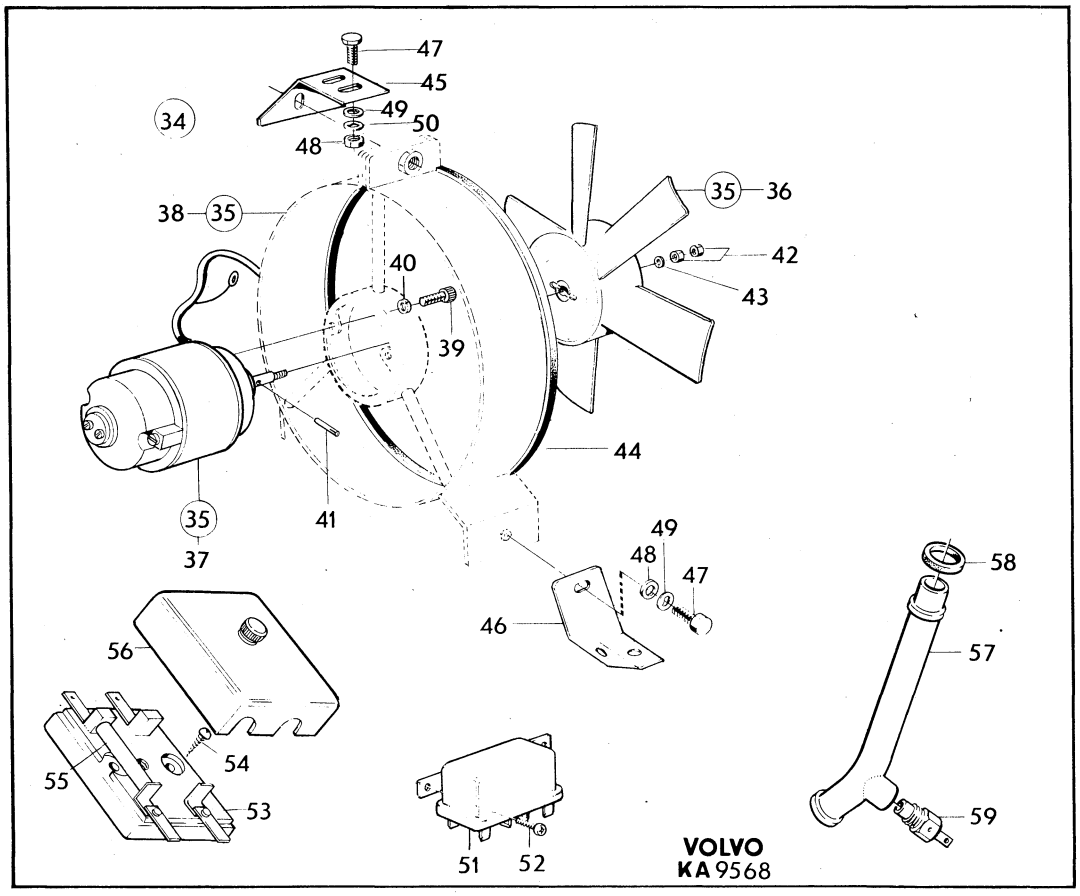
47
45
34
49
50
48
38
35
35
36
42
40
43
39
44
35
37
41
49
48
47
46
58
57
56
54
55
53
59
51
52
VOLVO
KA 9568

0001

	Innehållsförteckning / Index / Table des matières	Inhaltsverzeichnis / Indice	Grupp / Group	Sida / Page
1979–11			2c	1

0020
0040 BRÄNSLE– OCH AVGASSYSTEM — Sida — Koord.
0060
0080 Bränsle– och avgassystem 2 1-F03
0100
0120
0140
0160
0180 FUEL AND EXHAUST SYSTEMS — Page — Grid
0200
0220 Fuel and exhaust system 2 1-F03
0240
0260
0280
0300
03 SYSTEME D'ALIMENTATION ET SYSTEME D'ECHAPPEMENT — Page — Grid
034u
0360 Système alimentation et Système déchappement 2 1-F03
0380
0400
0420
0
04 KRAFTSTOFF– UND AUSPUFFANLAGE — Seite — Grid
0480
0500 Kraftstoff– und Auspuffanlage 2 1-F03
0520
0540
0560
0580
0600 SISTEMAS DE COMBUSTION Y DE ESCAPE — Página — Grid
0620
0640 Sistemas de combustión y de escape 2 1-F03

Sida / Page 2 — Grupp / Group 2c — Bränsle– och avgassystem / Fuel– and exhaust system — Illustration 26184 1979–11 — 0025

Pos. Fig.	Antal/Quantity				Artikel nr Part No	Benämning	Description	Sats Kit	B P S R	Anmärkning Notes	
1	–	–	–	–		Bränslesystem B18	Fuel system B18			SE SIDA 4, 1-F05	0020
	–	–	–	–		Bränslesystem B20A	Fuel system B20A			SE SIDA 8, 1-F09	0040
	–	–	–	–		Bränslesystem B20B, D	Fuel system B20B, D			SE SIDA 12, 1-F13	0060
	–	–	–	–		Bränslesystem B20E, F	Fuel system B20E, F			SE SIDA 22, 1-F23	0080
	–	–	–	–		•Luftfilter	•Air filter				0100
	–	–	–	–		••B18	••B18			SE SIDA 80, 1-I09	0120
	–	–	–	–		••B20A, B20B, B20D	••B20A, B20B, B20D			SE SIDA 82, 1-I11	0140
	–	–	–	–		••B20E, B20F	••B20E, B20F			SE SIDA 86, 1-I15	0160
	–	–	–	–		•Bränslepump	•Fuel pump				0180
	–	–	–	–		••B18, B20A, B20B, B20D	••B18, B20A, B20B, B20D			SE SIDA 88, 1-I17	0200
2	–	–	–	–		Avgassystem	Exhaust system				0[illegible]
	–	–	–	–		•B18, B20A, B20B, B20D	•B18, B20A, B20B, B20D			SE SIDA 90, 1-I19	02[illegible]
	–	–	–	–		•B20E, B20F	•B20E, B20F			SE SIDA 94, 1-I23	0260

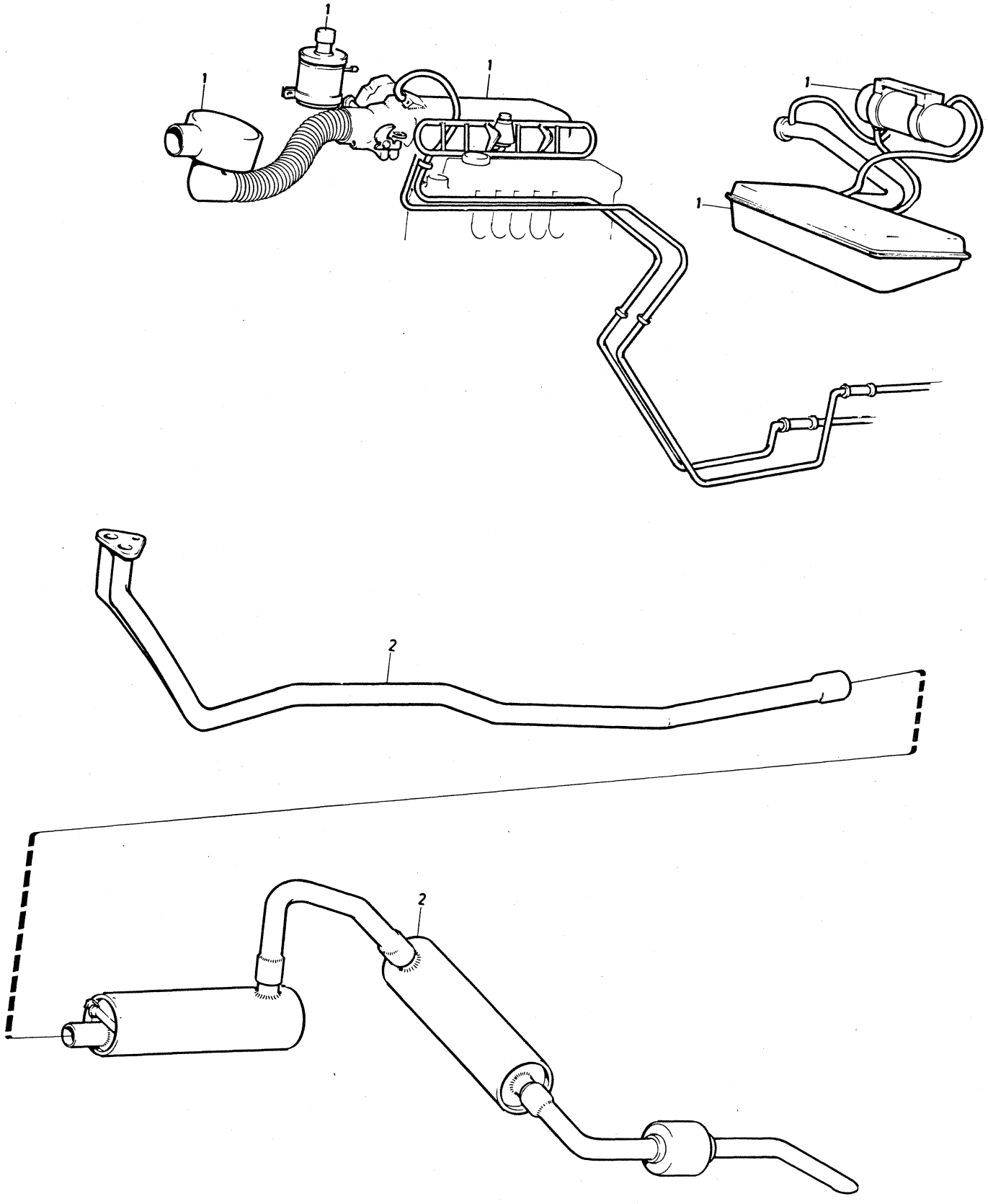

VOLVO PARTS
1 023 26184
(102:2)

Sida Page	Grupp Group	Bränslesystem B18	Fuel system B18	Illustration 10892 1979–11	0050
4	2c				

Pos. Fig.	Antal/Quantity B18A	B18B			Artikel nr Part No	Benämning	Description	Sats Kit	B P S R	Anmärkning Notes	
1	1	1	–	–	675228-1	Bensintank	Fuel tank		8	34)	1010
2	1	1	–	–	191026-4	Propp	Plug				1050
3	1	1	–	–	676912-9	Tankarmatur	Fuel guage sender				1060
4	1	1	–	–	678670-1	Packning	Gasket				1070
5	16	16	–	–	955138-3	Skruv	Screw				1080
6	1	1	–	–	675508-6	Rör	Pipe			142,144	1090
	1	1	–	–	677922-7	Rör	Pipe			145	1100
7	1	1	–	–	679963-9	Packning	Gasket				1110
8	4	4	–	–	955138-3	Skruv	Screw				1120
9	1	1	–	–	675515-1	Lock	Cover				1130
10	1	1	–	–	925068-9	•O–ring	•O–ring				1140
11	1	1	–	–	684063-1	•Packning	•Gasket				1150
12	2	2	–	–	950009-1	•Skruv	•Screw				1160
13	1	1	–	–		Låsanordning	Lock unit		8	6) 142, 144	1170
14	1	1	–	–	675505-2	•Handtag	•Handle		8		1180
15	1	1	–	–	675506-0	•Kolv	•Piston				1190
16	1	1	–	–	675507-8	•Fjäder	•Spring				1200
17	4	4	–	–	955890-9	•Bricka	•Washer				1210
18	2	2	–	–	907849-4	•Saxpinne	•Split pin				1220
19	1	1	–	–	955140-9	•Skruv	•Screw				1230
20	1	1	–	–	940090-4	•Bricka	•Washer				1240
21	1	1	–	–	675522-7	Påfyllningsslang	Filler hose			142,144	1250
	1	1	–	–	677924-3	Påfyllningsslang	Filler hose			145	1260
x 22	2	2	–	–	943479-6	Slangklammer	Hose clip			(951796)	1270
23	820	820	–	–	941680-1	Slang	Hose				1280
x 24	2	2	–	–	943472-1	Slangklammer	Hose clip			(951788)	1290
25	800	800	–	–	192034-7	Slang	Hose				1300
26	1	1	–	–	191404-3	Klammer	Clip				1310
27	1	1	–	–	190208-9	Klammer	Clamp			142,144	1320
28	1	1	–	–	88273-8	Gummibussning	Rubber bushing				1330
29	1	1	–	–	954343-0	Förskruvning	Screw union				1340
30	1	1	–	–	678042-3	Bensinrör	Fuel pipe				1350
31	1	1	–	–	951189-0	Klammer	Clip				1360
32	1	1	–	–	191390-4	Skruv	Screw				1370
33	5	5	–	–		Klammer	Clip			SE GRUPP 5	1380
34	5	5	–	–		Skruv	Screw			SE GRUPP 5	1390
35	1	1	–	–	677232-1	Tätningsplugg	Plug			145	1400
36	1	1	–	–	678158-7	Täckplåt	Cover plate			145	1410
37	3	3	–	–	955137-5	Skruv	Screw			145	1420
38	1	1	–	–	679259-2	Skyddsplåt	Backing plate			145	1430
39	ERF	ERF	–	–	955137-5	Skruv	Screw			145	1440
40	1	1	–	–		Bensinpump	Fuel pump			SE SIDA 88, 1-I17	1450
41	2	2	–	–	61830-6	Packning	Gasket	S			2160
42	1	1	–	–	460678-6	Mellanlägg	Spacer			(301002)	2170
43	2	2	–	–	190524-9	Skruv	Screw				2180
44	2	2	–	–	941907-8	Fjädrande bricka	Resilient washer				2190
x 45	205	205	–	–	1266500-6	Slang	Hose			(419796)	2200
46	2	2	–	–	945652-6	Slangklammer	Hose clip			(943572)	2210
x 47	670	670	–	–	1266870-3	Slang	Hose			(419797)	2220
48	2	2	–	–	945650-0	Slangklammer	Hose clip			(943571)	2230
49	1	1	–	–	419534-3	Klammer	Clamp				2240
50	1	–	–	–	237243-1	Förgasare	Carburetter				2250
						det se sida 32	components see page 32				2260
51	1	–	–	–	418754-8	Packning	Gasket	S		144 CH –2503	2270
	2	–	–	–	418754-8	Packning	Gasket	S		142.144 CH 2504–.145.	2280
52	1	–	–	–	419578-0	Skyddsplåt	Backing plate			142.144 CH 2504–.145.	2290

6. Ej standardutrustning. Säljes som tillbehör. Optional extra. N'est pas equipement standard. Est vendue comme accessoire. Nicht serienmässig. Verkauf als Zubehör. No forma parte del equipo standard. Se vende como accesorio.

34. 142, 144 ERS AV 1st 1213748–5, 1st 945349–9, 1st 1211623–2 , 1st 952069–3, 1st 946709–3, 1st 687245–1, 1st 687826–8.
145 ERS AV 1st 1213748–5, 1st 945348–1, 1st 1211471–6, 1st 952069–3, 1st 946709–3, 1st 687245–1, 1st 687826–8.

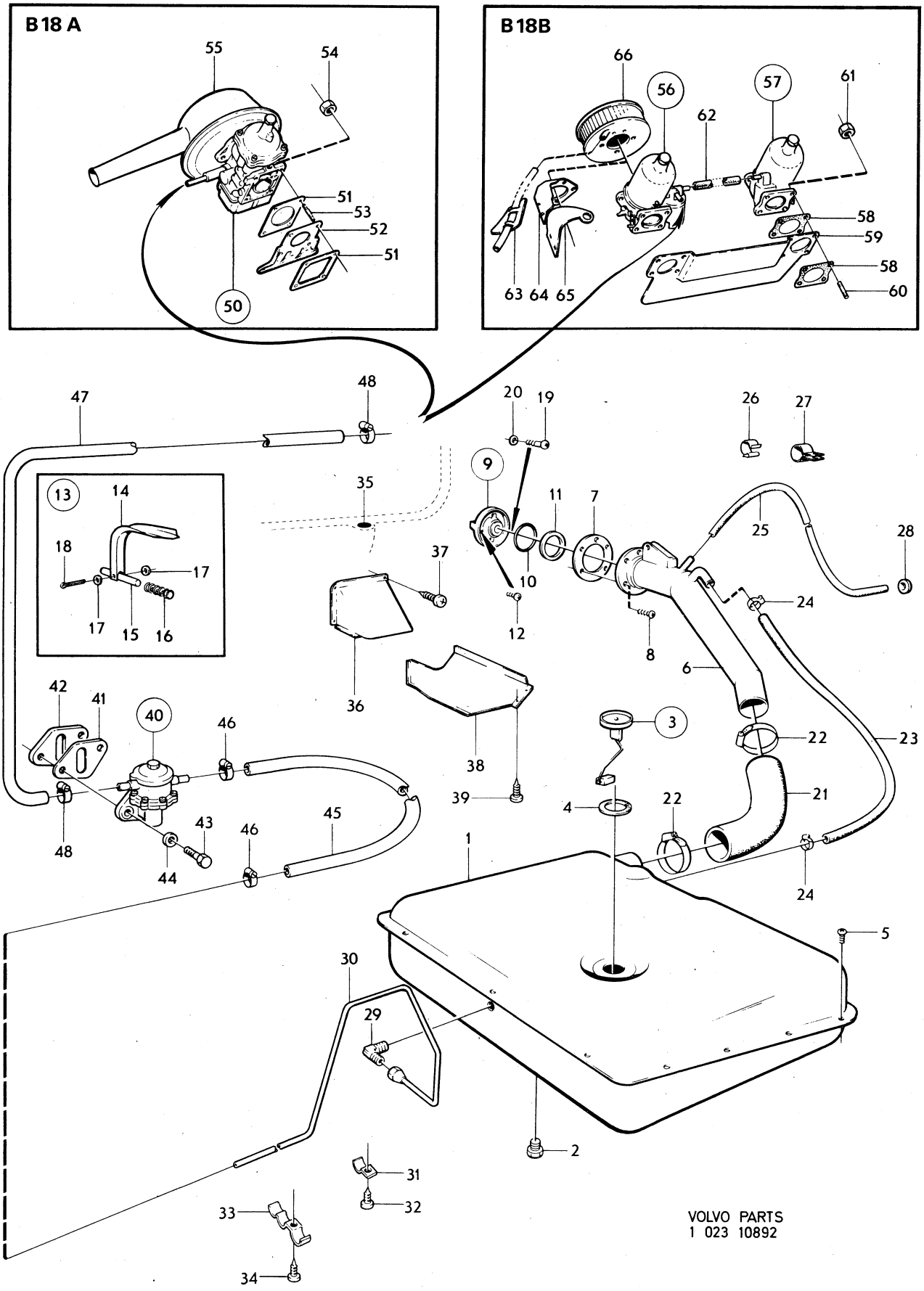
B18 A
55
54
51
53
52
51
50
B18B
66
56
57
61
62
58
59
58
60
63 64 65
47
48
20
19
26
27
9
35
11
7
25
28
13
14
18
17
17
15
16
37
10
12
24
8
6
36
38
39
42
41
40
46
48
43
44
46
45
3
22
23
4
22
21
24
1
5
30
29
2
31
32
33
34
VOLVO PARTS
1 023 10892

Sida Page	Grupp Group	Bränslesystem	Fuel system	Illustration	0050
6	2c	B18	B18	10892 1979–11	

Pos. Fig.	Antal/Quantity B18A	B18B			Artikel nr Part No	Benämning	Description	Sats Kit	BPSR	Anmärkning Notes	
53	4	–	–	–	953237-5	Pinnskruv	Stud				2300
54	4	–	–	–	955826-3	Mutter	Nut				2310
55	1	–	–	–		Luftfilter	Air filter			SE SIDA 80, 1-I09	2320
56	–	1	–	–	237256-3	Förgasare, främre	Carburetter,forward			ULD,UAR	2330
	–	1	–	–	237259-7	Förgasare,främre	Carburetter, forward		8	MLD, UAR	2340
57	–	1	–	–	237257-1	Förgasare, bakre	Carburetter,rear			ULD,UAR	2350
	–	1	–	–	237260-5	Förgasare,bakre	Carburetter, rear		8	MLD, UAR	2360
	–	–	–	–		•Det se sida 36	•Components see page 36				2370
	–	1	–	–	237313-2	Förgasare, främre	Carburetter, forward			ULD,MAR	2380
	–	1	–	–	237314-0	Förgasare,bakre	Carburetter,rear			ULD,MAR	2390
	–	–	–	–		•Det se sida 40	•Components see page 40				[illegible]
58	–	4	–	–	418754-8	Packning	Gasket	S			[illegible]
59	–	1	–	–	418512-0	Skyddsplåt	Backing plate			UAR	2420
	–	1	–	–	419573-1	Skyddsplåt	Backing plate			MAR	2430
60	–	8	–	–	953236-7	Pinnskruv	Stud			UAR	2440
	–	8	–	–	953239-1	Pinnskruv	Stud			MAR	2450
61	–	8	–	–	955826-3	Mutter	Nut				[illegible]
62	–	80MM	–	–	192034-7	Slang	Hose				[illegible]
63	–	1	–	–	419692-9	Gummiskärm	Rubber mask		8	ULD. TID UTF. ERS AV 1ST 419723-2, 1ST 419769-5.	2480 2490 2500
64	–	1	–	–	419769-5	Skyddsplåt	Backing plate			ULD. SEN UTF	2510
65	–	1	–	–	419723-2	Gummiskärm	Rubber mask			ULD. SEN UTF	2520
66	–	2	–	–		Luftfilter	Air filter			SE SIDA 80, 1-I09	2530

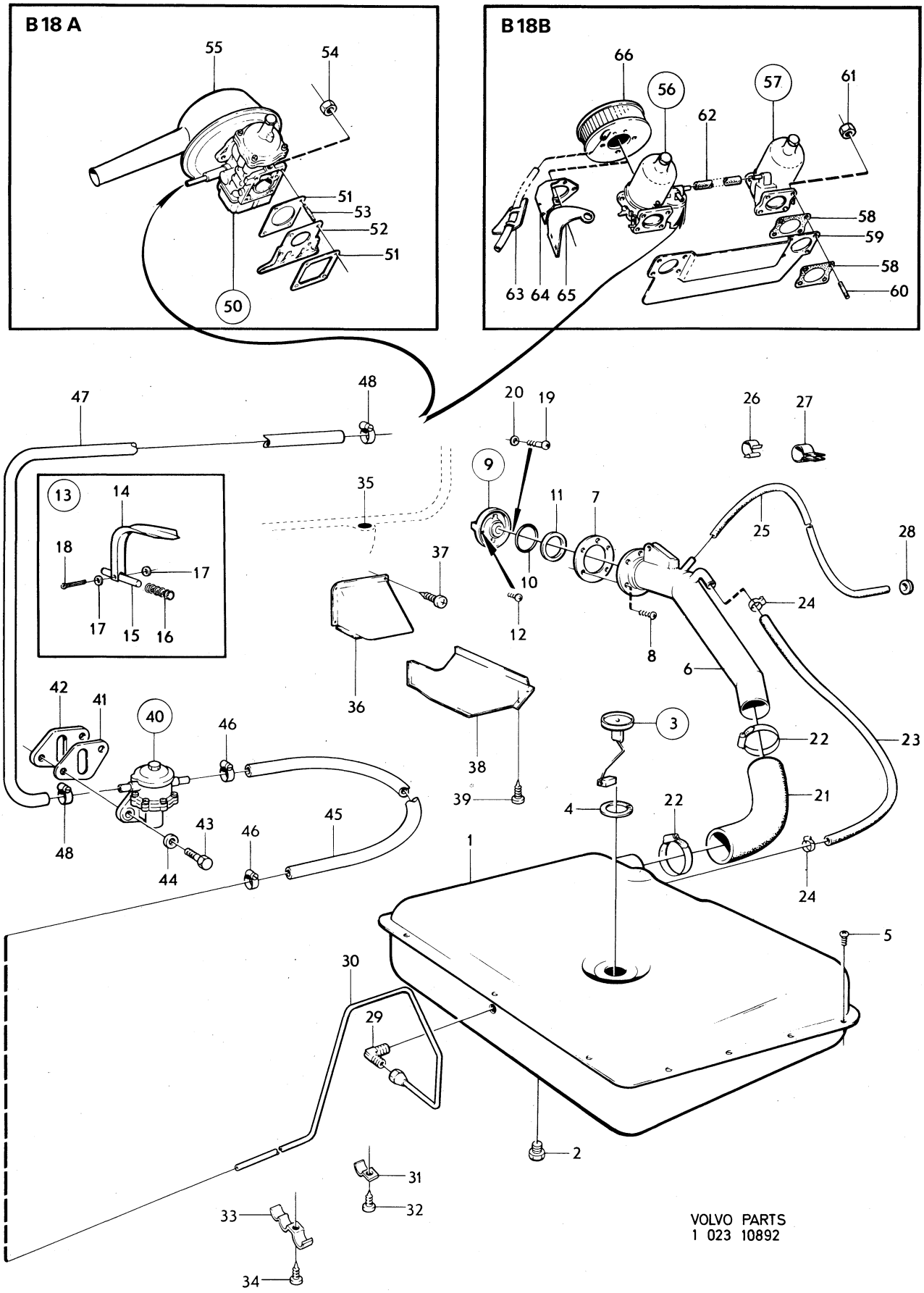
B18 A
55
54
51
53
52
51
50
B18B
66
56
57
61
62
58
59
58
60
63 64 65
47
48
20
19
26
27
9
35
11
7
25
28
13
14
18
17
17
15
16
37
10
12
8
6
24
36
38
39
42
41
40
46
48
43
44
46
45
3
22
23
21
4
22
24
1
5
30
29
2
31
32
33
34
VOLVO PARTS
1 023 10892

Sida Page	Grupp Group	Bränslesystem	Fuel system	Illustration
8	2c	B20A	B20A	10893 1979–11

	Pos. Fig.	Antal/Quantity				Artikel nr Part No	Benämning	Description	Sats Kit	B P S R	Anmärkning Notes	
	1	1	–	–	–	675228-1	Bensintank	Fuel tank		8	16, 34)	1010
		1	–	–	–	683395-8	Bensintank	Fuel tank		8	32, 35)	1020
x		1	–	–	–	1213748-5	Bensintank	Fuel tank			33) (1211304)	1030
	2	1	–	–	–	191026-4	Propp	Plug				1050
	2a	1	–	–	–	952069-3	Propp	Plug			17)	1060
	2b	1	–	–	–	687245-1	Tätningshylsa	Seal			17)	1070
x	2c	1	–	–	–	946709-3	Klamma	Clamp			17) (943843)	1080
	2d	–	–	–	–	688593-3	Filter	Filter			33)	1085
	2e	–	–	–	–	685625-6	Propp	Plug			33)	1086
	3	1	–	–	–	687826-8	Tankarmatur	Fuel gauge sender			17)	1090
		1	–	–	–	676912-9	Tankarmatur	Fuel gauge sender			16)	1100
	4	1	–	–	–	678670-1	•Packning	•Gasket			16)	1110
		1	–	–	–	944219-5	Packning	Gasket			17)	1120
	5	16	–	–	–	955138-3	Skruv	Screw				1130
	6	1	–	–	–	675508-6	Rör	Pipe			142 CH –274582	1140
											144 CH –286113	1141
x		1	–	–	–	1213863-2	Rör	Pipe			(1211429)	1142
											142 CH 274583–,	1143
											144 CH 286114–.	1144
		1	–	–	–	677922-7	Rör	Pipe			145	1150
	7	1	–	–	–	679963-9	Packning	Gasket				1160
	8	4	–	–	–	955138-3	Skruv	Screw				1170
	9	1	–	–	–	675515-1	Lock	Cover				1180
	10	1	–	–	–	925068-9	•O–ring	•O–ring				1190
	11	1	–	–	–	684063-1	•Packning	•Gasket				1200
	12	2	–	–	–	950009-1	•Skruv	•Screw				1210
	13	1	–	–	–		Låsanordning	Lock unit		8	6) 142, 144	1220
	14	1	–	–	–	675505-2	•Handtag	•Handle		8		1230
	15	1	–	–	–	675506-0	•Kolv	•Piston				1240
	16	1	–	–	–	675507-8	•Fjäder	•Spring				1250
	17	4	–	–	–	955890-9	•Bricka	•Washer				1260
	18	2	–	–	–	907849-4	•Saxpinne	•Split pin				1270
	19	1	–	–	–	955140-9	•Skruv	•Screw				1280
	20	1	–	–	–	940090-4	•Bricka	•Washer				1290
	21	1	–	–	–	675522-7	Påfyllningsslang	Filler hose			142 CH –274582	1300
											144 CH –286113	1301
		1	–	–	–	1211359-3	Påfyllningsslang	Filler hose			142 CH 274583–	1302
											144 CH 286114–	1303
		1	–	–	–	677924-3	Påfyllningsslang	Filler hose			145 CH –119842	1310
		1	–	–	–	1211471-6	Påfyllningsslang	Filler hose			145 CH 119843–	1311
x	22	2	–	–	–	943479-6	Slangklammer	Hose clip			(951796)	1320
	23	820	–	–	–	941680-1	Gummislang	Rubber hose			142, 144. 145 CH 119843–	1330
		770	–	–	–	941680-1	Gummislang	Rubber hose			145 CH –119842.	1340
x	24	2	–	–	–	943472-1	Slangklammer	Hose clip			(951788)	1350
	25	800	–	–	–	192034-7	Gummislang	Rubber hose			9)	1360
	26	1	–	–	–	191404-3	Klammer	Clip				1370
x	26a	1	–	–	–	946709-3	Klammer	Clip			(943843)	1380

6. Ej standardutrustning. Säljes som tillbehör. Optional extra. N'est pas equipement standard. Est vendue comme accessoire. Nicht serienmässig. Verkauf als Zubehör. No forma parte del equipo standard. Se vende como accesorio.
9. Samtliga marknader. USA, Kanada 142 CH –112399, 144 CH –138699, 145 CH –30899. All markets. USA, Canada 142 CH –112399, 144 CH –138699, 145 CH –30899. Ensemble des marchés. USA, Canada 142 CH –112399, 144 CH –138699, 145 CH –30899. Sämtliche Märkte. USA, Canada 142 CH –112399, 144 CH –138699, 145 CH –30899. Todas los mercados. USA, Canada 142 CH –112399, 144 CH –138699, 145 CH –30899.
16. 142 CH–178959, 144 CH–194139, 145 CH–61599.
17. 142 CH 178960–, 144 CH 194140–, 145 CH 61600–.
32. 142 CH 178960–274582, 144 CH 194140–286113, 145 CH 61600–119842.
33. 142 CH 274583–, 144 CH 286114–, 145 CH 119843–.
34. 142, 144 ERS AV 1st 1213748–5, 1st 945349–9, 1st 1211623–2 , 1st 952069–3, 1st 946709–3, 1st 687245–1, 1st 687826–8. 145 ERS AV 1st 1213748–5, 1st 945348–1, 1st 1211471–6, 1st 952069–3, 1st 946709–3, 1st 687245–1, 1st 687826–8.
35. 142, 144 ERS AV 1st 1213748–5, 1st 945349–9, 1st 1211623–2 . 145 ERS AV 1st 1213748–5, 1st 945348–1, 1st 1211471–6.

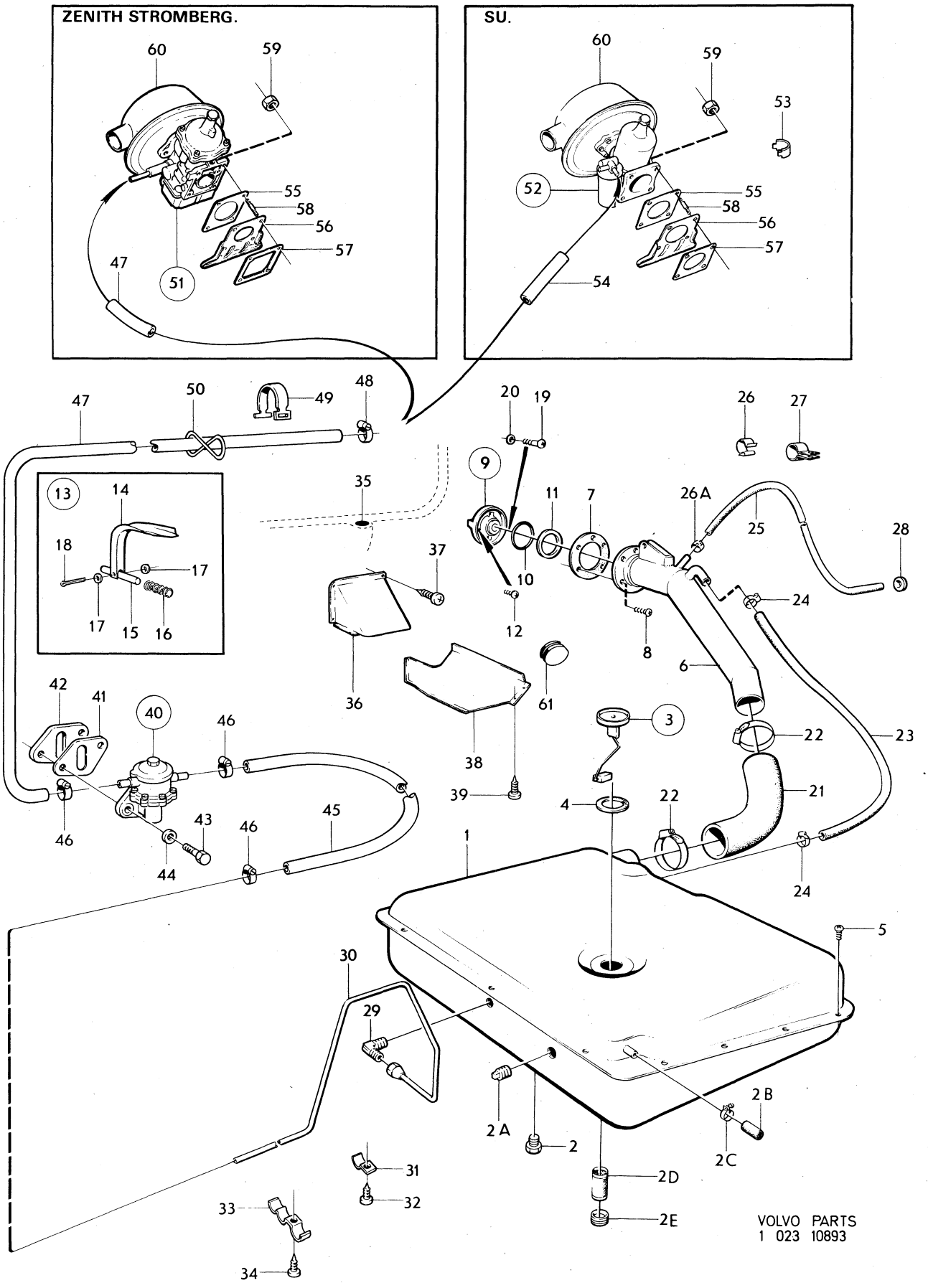
ZENITH STROMBERG.
SU.
VOLVO PARTS
1 023 10893

Sida / Page: 10 | Grupp / Group: 2c | Bränslesystem / Fuel system: B20A | Illustration: 10893, 1979–11 | 0100

Pos. Fig.	Antal/Quantity				Artikel nr Part No	Benämning	Description	Sats Kit	B P S R	Anmärkning Notes	
27	1	–	–	–	190208-9	Klammer	Clamp			9) 142, 144	1390
28	1	–	–	–	88273-8	Gummibussning	Rubber bushing			9)	1400
29	1	–	–	–	954343-0	Vinkelförskruvning	Elbow union			16)	1410
	1	–	–	–	944155-1	Vinkelförskruvning	Elbow union			32)	1420
	1	–	–	–	945349-9	Vinkelförskruvning	Elbow union			33)	1425
30	1	–	–	–	678042-3	Bensinrör	Fuel pipe				1430
31	1	–	–	–	951189-0	Klammer	Clamp				1440
32	1	–	–	–	191390-4	Skruv	Screw				1450
33	5	–	–	–		Klammer	Clamp			SE GRUPP 5	1460
34	5	–	–	–		Skruv	Screw			SE GRUPP 5	1470
35	1	–	–	–	677232-1	Tätningsplugg	Plug			145. TID UTF	1480
36	1	–	–	–	678158-7	Täckplåt	Cover plate			145	[illegible]
37	3	–	–	–	955137-5	Skruv	Screw			145	[illegible]
38	1	–	–	–	679259-2	Skyddsplåt	Backing plate			145	1510
39	ERF	–	–	–	955137-5	Skruv	Screw			145	1520
40	1	–	–	–		Bensinpump	Fuel pump			SE SIDA 88, 1-I17	1530
41	2	–	–	–	61830-6	Packning	Gasket	S			2010
42	1	–	–	–	460678-6	Mellanlägg	Spacer			(301002)	[illegible]
43	2	–	–	–	190524-9	Skruv	Screw				[illegible]
44	2	–	–	–	941907-8	Fjädrande bricka	Resilient washer				2040
x 45	205	–	–	–	1266500-6	Slang	Hose			(419796)	2050
46	2	–	–	–	945652-6	Slangklammer	Hose clip			(943572)	2060
47	680	–	–	–	419797-6	Slang	Hose				2070
48	2	–	–	–	945650-0	Slangklammer	Hose clip			(943571)	2080
49	1	–	–	–	714529-5	Klammer	Clamp		8		2090
50	1	–	–	–	419447-8	Gummiring	Rubber ring			11)	2100
51	1	–	–	–	237345-4	Förgasare	Carburetter		8	11) ZS	2110
										ERS AV 1 ST 237436–1.	2120
	1	–	–	–	237436-1	Förgasare	Carburetter		8	12) ZS ERS AV 237631–7	2130
	–	–	–	–		•Det se sida 48	•Components see page 48				2140
52	1	–	–	–	237451-0	Förgasare	Carburetter			12, 16) SU. S–1600–1606,	2150
										S–1700–1707, S–1709–1712	2160
	–	–	–	–		•Det se sida 44	•Components see page 44				2170
53	2	–	–	–	419065-8	Låshylsa	Lock sleeve			12, 16) SU USA, CAN	2180
54	130	–	–	–	192034-7	Gummislang	Rubber hose			12, 16) SU	2190
55	1	–	–	–	419888-3	Isolerfläns	Insulating flange				2200
56	1	–	–	–	419744-8	Skyddsplåt	Backing plate			ZS	2210
	1	–	–	–	419578-0	Skyddsplåt	Backing plate			12, 16) SU	2220
57	1	–	–	–	418754-8	Packning	Gasket				[illegible]
58	4	–	–	–	953237-5	Pinnskruv	Stud			L35. TID UTF	[illegible]
	4	–	–	–	953239-1	Pinnskruv	Stud			L40. SEN UTF	2250
59	4	–	–	–	955826-3	Mutter	Nut				2260
60	1	–	–	–		Luftfilter	Air filter			SE SIDA 82, 1-I11	2270
61	1	–	–	–	941268-5	Gummiplugg	Rubber plug			10)	2280

9. Samtliga marknader. USA, Kanada 142 CH –112399, 144 CH –138699, 145 CH –30899. All markets. USA, Canada 142 CH –112399, 144 CH –138699, 145 CH –30899. Ensemble des marchés. USA, Canada 142 CH –112399, 144 CH –138699, 145 CH –30899. Sämtliche Märkte. USA, Canada 142 CH –112399, 144 CH –138699, 145 CH –30899. Todas los mercados. USA, Canada 142 CH –112399, 144 CH –138699, 145 CH –30899.
10. USA, Canada 142 CH 112400–, 144 CH 138700–, 145 CH 30900–.
11. 142 CH–112399, 144 CH–138699, 145 CH–30899.
12. 142 CH 112400–, 144 CH 138700–, 145 CH 30900–.
16. 142 CH–178959, 144 CH–194139, 145 CH–61599.
32. 142 CH 178960–274582, 144 CH 194140–286113, 145 CH 61600–119842.
33. 142 CH 274583–, 144 CH 286114–, 145 CH 119843–.

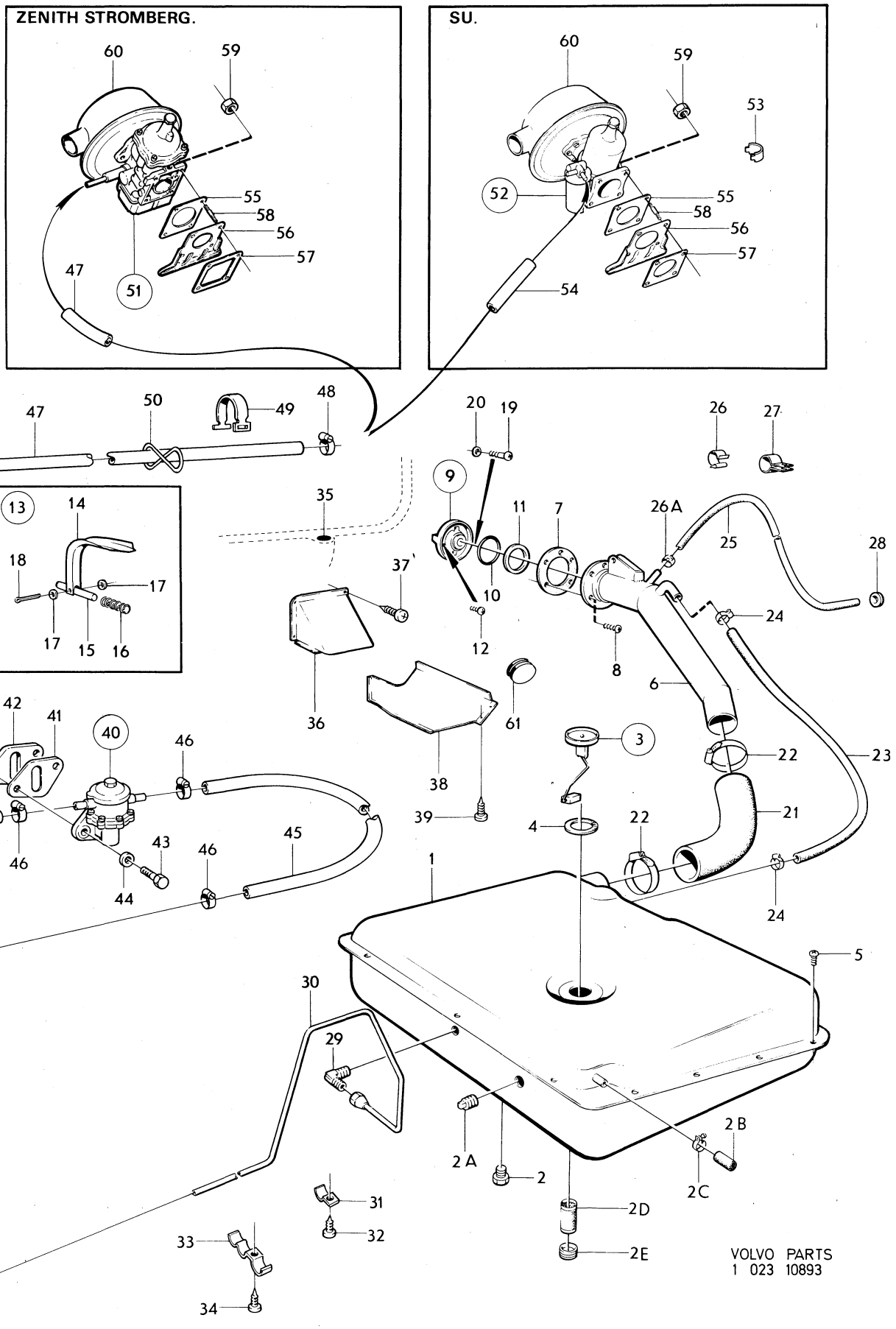
ZENITH STROMBERG.
SU.
VOLVO PARTS
1 023 10893

Sida / Page	Grupp / Group	Bränslesystem, B20B, B20D	Fuel system, B20B, B20D	Illustration	0150
12	2c			26011 1979–11	

	Pos. Fig.	Antal/Quantity 142 144 B20B	145 B20B	142 144 B20D	145 B20D	Artikel nr Part No	Benämning	Description	Sats Kit	B P S R	Anmärkning Notes	
	1	1	1	1	1		Bränsletank	Fuel tank			SE SIDA 18, 1-F19	0020
	2	1	1	–	–		Bränslerör	Fuel pipe			SE SIDA 20, 1-F21	0040
	3	1	1	–	–		Bränslerör	Fuel pipe			SE SIDA 20, 1-F21	0060
	4	1	1	1	1		Bränslerör	Fuel pipe			SE SIDA 20, 1-F21	0080
x	5	105	105	105	105	1266500-6	Slang	Hose			17) (419796)	0100
	6	2	2	–	–	945652-6	Slangklamma	Hose clamp			16)	0120
		4	4	4	4	945652-6	Slangklamma	Hose clamp			17)	0140
	7	1500	1500	1500	1500	941354-3	Bränslerör	Fuel pipe			17)	0160
x	8	205	205	205	205	1266500-6	Slang	Hose			(419796)	0180
	9	–	1	–	–	677232-1	Plugg	Plug			TID UTF	0200
	10	1	1	1	1		Bensinpump	Fuel pump			SE SIDA 88, 1-I17	0220
		–	–	–	–		Reparationssats	Repair kit			SE SIDA 88, 1-I17	0240
	11	1	1	1	1	460678-6	Mellanlägg	Spacer				0260
	12	2	2	2	2	61830-6	Packning	Gasket	S			0280
	13	2	2	2	2	190524-9	Skruv	Screw				0300
	14	2	2	2	2	941907-8	Fjädrande bricka	Resilient washer				0320
x	15	730	730	–	–	1266870-3	Slang	Hose			TID UTF	0340
x		620	620	620	620	1266870-3	Slang	Hose			SEN UTF, VST	0360
x		730	730	–	–	1266870-3	Slang	Hose			SEN UTF, HST	0380
	16	2	2	2	2	945650-0	Slangklamma	Hose clamp				0400
	17	1	1	–	–	714529-5	Bandklamma	Band clamp		8	16)	0420
		1	1	1	1	943857-3	Slangklamma	Hose clamp			17)	0440
	18	1	1	–	–	419447-8	Gummiring	Rubber ring			11)	0460
	19	1	1	1	1	419853-7	Klamma	Clamp			17)	0480
	20	1	1	1	1		Skruv	Screw			SE GRUPP 2B	0500
	21	1	1	–	–	419852-9	Klammer	Clamp			ALT.	0520
	22	110	110	–	–	192034-7	Gummislang	Rubber hose			10)	0540
	23	1	1	–	–	951190-8	Klamma	Clamp			10)	0560
	24	1	1	–	–	955138-3	Skruv	Screw			10)	0580
	25	2210	2210	–	–	954314-1	Bundyrör	Bundy piping			USA CAN	0600
											142 CH 112400–178959,	0620
											144 CH 138700–194139,	0640
											145 CH 30900–61599.	0660
		2330	2330	–	–	954314-1	Bundyrör	Bundy piping			17) USA CAN.	0680
	26	ERF	ERF	–	–	951188-2	Klamma	Clamp			10)	0700
	27	ERF	ERF	–	–	190665-0	Skruv	Screw			10)	0720
	28	1215	1215	–	–	192034-7	Gummislang	Rubber hose			10)	0740
	29	2	2	–	–	941486-3	Klamma	Clamp			10)	0760
	30	ERF	ERF	–	–	955138-3	Skruv	Screw			10)	0780
		ERF	ERF	–	–	955126-8	Skruv	Screw			17) USA CAN	0800
	31	1	1	–	–	460095-3	Kolfilter	Carbon filter			10)	0820
	32	1	1	–	–	419908-9	•Förfilter	•Pre filter				0840
x	33	1	1	–	–	1218537-7	Vakuumventil	Vacuum valve			17) (460180) USA CAN	0860
	34	1	1	–	–	683372-7	Konsol	Bracket			10)	0880
	35	3	3	–	–	190666-8	Skruv	Screw			10)	0900
	36	1	1	–	–	955514-5	Skruv	Screw			10)	0920
	37	1	1	–	–	941906-0	Fjädrande bricka	Resilient washer			10)	0940
	38	1	1	–	–	955893-3	Bricka	Washer			10)	0960
x	39	600	600	–	–	1266500-6	Gummislang	Rubber hose			USA CAN	0980
											142 CH 112400–178959,	1000
											144 CH 138700–194139,	1020
											145 CH 30900–61599.	1040
	40	1	1	–	–	460150-6	Klamma	Clamp			10)	1060
	41	670	670	–	–	944075-1	Gummislang	Rubber hose			USA CAN	1080
											142 CH 112400–178959,	1100
											144 CH 138700–194139,	1120
											145 CH 30900–61599.	1140

10. USA, Canada 142 CH 112400–, 144 CH 138700–, 145 CH 30900–.
11. 142 CH–112399, 144 CH–138699, 145 CH–30899.
16. 142 CH–178959, 144 CH–194139, 145 CH–61599.
17. 142 CH 178960–, 144 CH 194140–, 145 CH 61600–.

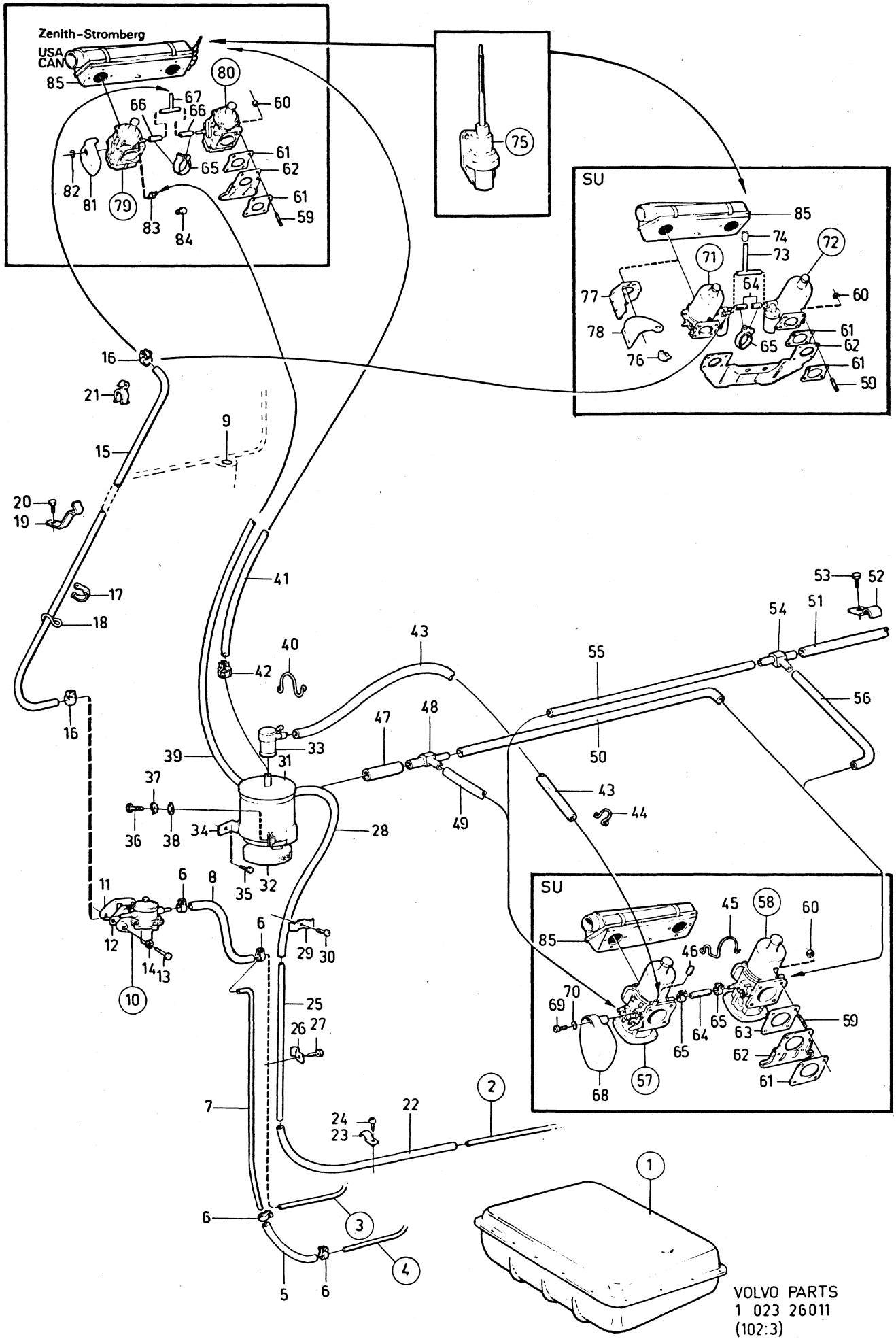
Zenith-Stromberg
USA
CAN
SU
SU
VOLVO PARTS
1 023 26011
(102:3)

Sida Page	Grupp Group	Bränslesystem,	Fuel system,	Illustration	0150
14	2c	B20B, B20D	B20B, B20D	26011 1979–11	

	Pos. Fig.	Antal/Quantity 142 144 B20B	145 B20B	142 144 B20D	145 B20D	Artikel nr Part No	Benämning	Description	Sats Kit	B P S R	Anmärkning Notes	
x	42	1	1	–	–	943470-5	Slangklamma	Hose clamp			17) (951786) USA CAN.	1160
x	43	550	550	–	–	1266870-3	Slang	Hose			17) (419796) USA CAN.	1200
	44	1	1	–	–	460150-6	Klamma	Clamp			17) USA CAN	1220
	45	1	1	1	1	460269-4	Klamma	Clamp			17) EXCL USA CAN	1240
	46	1	1	1	1	460225-6	Tätning	Seal			17) EXCL USA CAN	1260
	47	60MM	60MM	–	–	944075-1	Slang	Hose			17) USA CAN	1280
	48	1	1	–	–	460169-6	T–rör	T–pipe			17) USA CAN	1300
	49	150	150	–	–	192034-7	Slang	Hose			17) USA CAN	1320
	50	360	360	–	–	192034-7	Slang	Hose			17) USA CAN	1340
	51	500	500	–	–	944075-1	Slang	Hose			17) EXCL USA CAN	1[illegible]
		–	–	500	500	944075-1	Slang	Hose			17)	1[illegible]
	52	1	1	1	1	951191-6	Klamma	Clamp			17)	1400
	53	1	1	1	1	190665-0	Skruv	Screw			17)	1420
	54	1	1	–	–	460169-6	T–rör	T–pipe			17) EXCL USA CAN	1440
		–	–	1	1	460169-6	T–rör	T–pipe			17)	1460
	55	340	340	–	–	192034-7	Slang	Hose			17) EXCL USA CAN	1[illegible]
		–	–	340	340	192034-7	Slang	Hose			17)	1[illegible]
	56	150	150	–	–	192034-7	Slang	Hose			17) EXCL USA CAN	1520
		–	–	150	150	192034-7	Slang	Hose			17)	1540
	57	1	1	–	–	237449-4	Förgasare, främre	Carburetter, forward			18) SU VST	1560
		–	–	–	–		•Det se sida 66, 1-H19	•Comps page 66, 1-H19				1580
		1	1	–	–	237548-3	Förgasare, främre	Carburetter, forward		8	24) SU VST M40, M41	1600
											ERS AV 1ST 237622–6,	1620
											1ST 237626–7,	1640
											1ST 418646–6.	1660
		–	–	–	–		•Det se sida 70, 1-H23	•Comps page 70, 1-H23				1680
		1	1	–	–	237570-7	Förgasare, främre	Carburetter, forward		8	24) SU VST BW35	1700
											ERS AV 1ST 237623–4,	1720
											1ST 237626–7,	1740
											1ST 237586–3,	1760
											1ST 418646–6.	1780
		–	–	–	–		•Det se sida 74, 1-I03	•Comps page 74, 1-I03				1800
		–	–	1	1	237485-8	Förgasare, främre	Carburetter, forward			18) SU	1820
		–	–	–	–		•Det se sida 66, 1-H19	•Comps page 66, 1-H19				1840
		–	–	1	1	237552-5	Förgasare, främre	Carburetter, forward			24) SU	1860
		–	–	–	–		•Det se sida 70, 1-H23	•Comps page 70, 1-H23				1880
	58	1	1	–	–	237450-2	Förgasare, bakre	Carburetter, rear			18) SU VST	1[illegible]
		–	–	–	–		•Det se sida 66, 1-H19	•Comps page 66, 1-H19				1[illegible]
		1	1	–	–	237549-1	Förgasare, bakre	Carburetter, rear		8	24) SU VST M40, M41	1940
											ERS AV 1ST 237624–2,	1960
											1ST 237625–9.	1980
		–	–	–	–		•Det se sida 70, 1-H23	•Comps page 70, 1-H23				2000
		1	1	–	–	237571-5	Förgasare, bakre	Carburetter, rear		8	24) SU VST BW35	20[illegible]
											ERS AV 1ST 237624–2,	2
											1ST 237625–9,	2060
											1ST 237586–3.	2080
		–	–	–	–		•Det se sida 74, 1-I03	•Comps page 74, 1-I03				2100
		–	–	1	1	237486-6	Förgasare, bakre	Carburetter, rear			18) SU	2120
		–	–	–	–		•Det se sida 66, 1-H19	•Comps page 66, 1-H19				2140
		–	–	1	1	237553-3	Förgasare, bakre	Carburetter, rear			24) SU	2160
		–	–	–	–		•Det se sida 70, 1-H23	•Comps page 70, 1-H23				2180
	59	8	8	8	8	953237-5	Pinnskruv	Stud			ALT.	2200
		8	8	8	8	953239-1	Pinnskruv	Stud			ALT.	2220
	60	8	8	8	8	955826-3	Mutter	Nut				2240
	61	4	4	–	–	418754-8	Packning	Gasket	S		16, 17) ZS	2260
		2	2	2	2	418754-8	Packning	Gasket	S		18) SU	2280
		4	4	4	4	418754-8	Packning	Gasket	S		24) SU	2300

16. 142 CH–178959, 144 CH–194139, 145 CH–61599.
17. 142 CH 178960–, 144 CH 194140–, 145 CH 61600–.
18. 142 CH 178960–249929. 144 CH 194140–263069. 145 CH 61600–103379.
24. 142 CH 249930–. 144 CH 263070–. 145 CH 103380–.

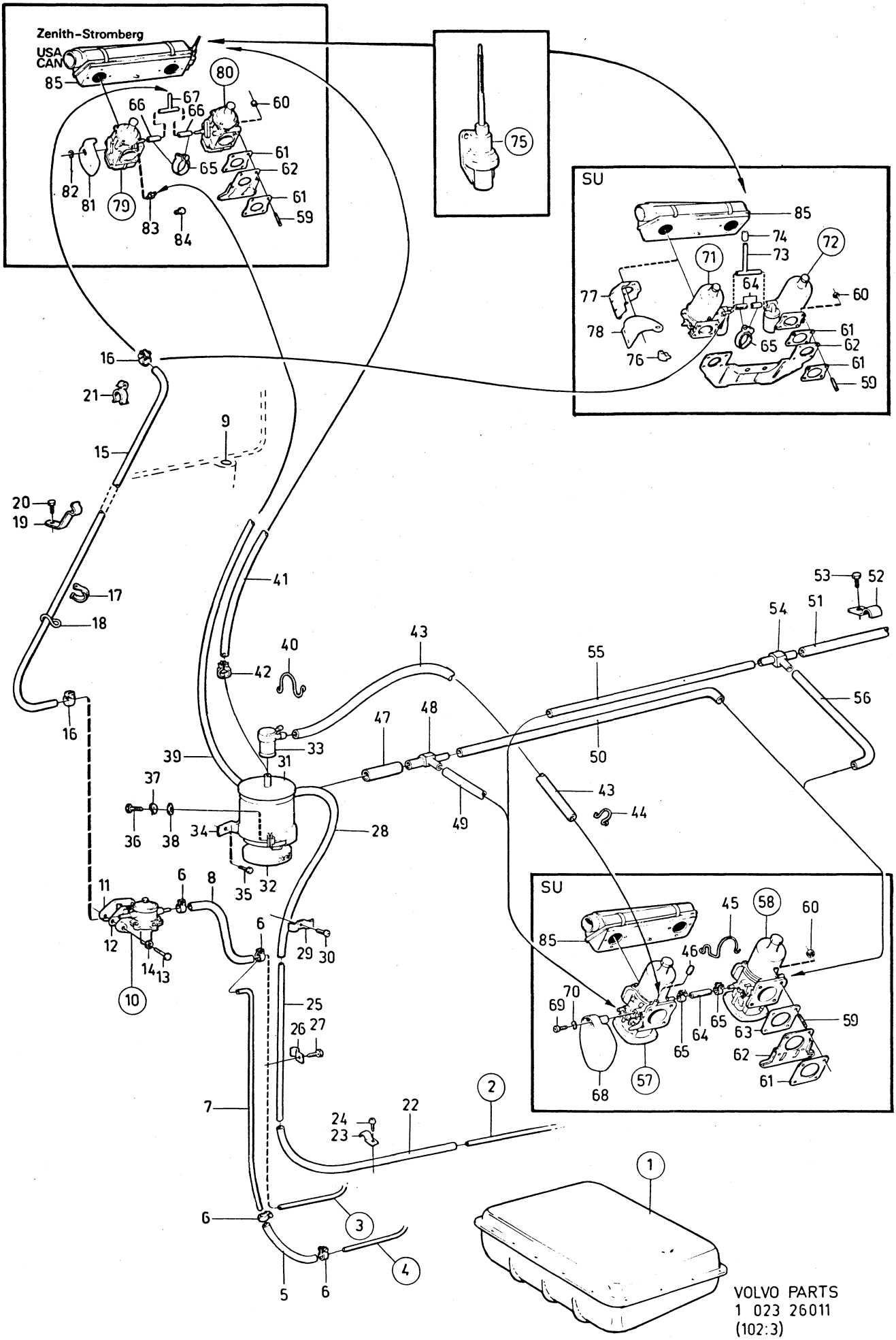
Zenith-Stromberg
USA
CAN
SU
SU
VOLVO PARTS
1 023 26011
(102:3)

Sida Page	Grupp Group	Bränslesystem, B20B, B20D	Fuel system, B20B, B20D	Illustration	0150
16	2c			26011 1979–11	

	Pos. Fig.	Antal/Quantity 142 144 B20B	145 B20B	142 144 B20D	145 B20D	Artikel nr Part No	Benämning	Description	Sats Kit	B P S R	Anmärkning Notes	
	62	2	2	2	2	419744-8	Värmesköld	Heat shield			17)	2320
		1	1	–	–	419573-1	Värmesköld	Heat shield			16) SU	2340
	63	2	2	2	2	419888-3	Isolerfläns	Insulating flange			18)	2360
x	64	72MM	72MM	–	–	1266870-3	Slang	Hose			16) (419797) SU	2380
	65	2	2	2	2	945650-0	Slangklamma	Hose clamp			(943571) SU	2400
		4	4	–	–	945650-0	Slangklamma	Hose clamp			(943571) ZS	2420
x	66	55MM	55MM	–	–	1266870-3	Slang	Hose			ZS	2440
	67	1	1	–	–	943508-2	T–nippel	T–nipple			ZS	2460
	68	1	1	1	1	460072-2	Reglageskärm	Shield			14)	2480
		1	1	1	1	460216-5	Reglageskärm	Shield			24)	[illegible]
	69	1	1	1	1	950045-5	Skruv	Screw				2520
	70	1	1	1	1	941906-0	Fjädrande bricka	Resilient washer				2540
x	71	1	1	–	–	273418-4	Förgasare, främre	Carburetter, forward			16) SU.	2560
x	72	1	1	–	–	273419-2	Förgasare, bakre	Carburetter, rear			16) SU.	2580
		–	–	–	–		•Det se sida 54, 1-H07	•Comps page 54, 1-H07				2590
	73	1	1	–	–	419736-4	Ventilationsanordning	Ventilation unit			16) SU, HST, RV.	[illegible]
	74	1	1	–	–	943035-6	Bussning	Bushing			16) SU, HST, RV.	2620
	75	1	1	–	–		Ventilationsanordning	Ventilation unit			SE SIDA 78, 1-I07	2630
	76	1	1	–	–	419065-8	Låshylsa	Lock sleeve			16) SU, USA CAN	2640
	77	1	1	–	–	419769-5	Skyddsplåt	Backing plate			16) SU	2660
	78	1	1	–	–	419723-2	Gummiskärm	Rubber mask			16) SU	2680
	79	1	1	–	–	237348-8	Förgasare, främre	Carburetter, forward		8	11) ZS. ERS AV	2700
											1ST 237437.	2720
		1	1	–	–	237437-9	Förgasare, främre	Carburetter, forward			23) ZS.	2740
		–	–	–	–		•Det se sida 58, 1-H11	•Comps page 58, 1-H11				2760
		1	1	–	–	237558-2	Förgasare, främre	Carburetter, forward		8	24) ZS. ERS AV	2780
											1ST 237613–5,	2800
											1ST 180759–3.	2820
		–	–	–	–		•Det se sida 62, 1-H15	•Comps page 62, 1-H15				2840
	80	1	1	–	–	237349-6	Förgasare, bakre	Carburetter, rear		8	11) ZS. ERS AV	2860
											1ST 237438.	2880
		1	1	–	–	237438-7	Förgasare, bakre	Carburetter, rear			23) ZS.	2900
		–	–	–	–		•Det se sida 58, 1-H11	•Comps page 58, 1-H11				2920
		1	1	–	–	237559-0	Förgasare, bakre	Carburetter, rear			24) ZS.	2940
		–	–	–	–		•Det se sida 62, 1-H15	•Comps page 62, 1-H15				2960
	81	1	1	–	–	419775-2	Skärm	Shield			TID UTF	2980
	82	1	1	–	–	914448-6	Låsring	Circlip			TID UTF	[illegible]
	83	1	1	–	–	943818-5	Nippel	Nipple		8	USA CAN	3020
		–	–	–	–						142 CH 112400–178959,	3040
		–	–	–	–						144 CH 138700–194139,	3060
		–	–	–	–						145 CH 30900–61599.	3080
	84	1	1	–	–	180759-3	Propp	Plug			EXCL USA CAN.	3100
		–	–	–	–						142 CH 112400–178959,	[illegible]
		–	–	–	–						144 CH 138700–194139,	[illegible]
		–	–	–	–						145 CH 30900–61599.	3160
	85	1	1	1	1		Luftfilter	Air filter			SE SIDA 82, 1-I11	3180

11. 142 CH–112399, 144 CH–138699, 145 CH–30899.
14. 142 CH –249929. 144 CH –263069. 145 CH –103379.
16. 142 CH–178959, 144 CH–194139, 145 CH–61599.
17. 142 CH 178960–, 144 CH 194140–, 145 CH 61600–.
18. 142 CH 178960–249929. 144 CH 194140–263069. 145 CH 61600–103379.
23. 142 CH 112400–178959. 142 Hst CH 178960–249929. 144 CH 138700–194139. 144 Hst CH 194140–263069. 145 CH 30900–61599. 145 Hst CH 61600–103379.
24. 142 CH 249930–. 144 CH 263070–. 145 CH 103380–.

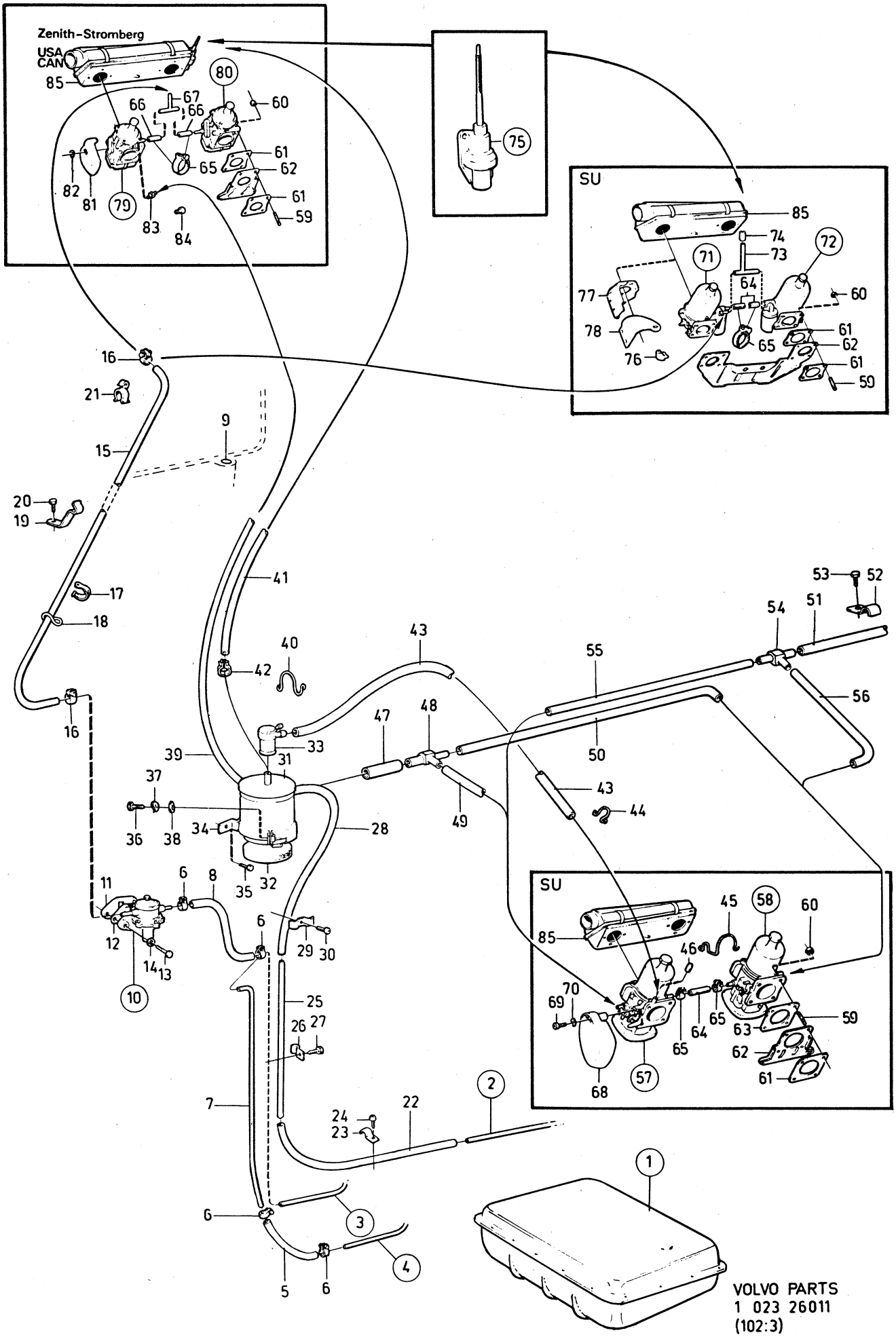
Zenith-Stromberg
USA
CAN
SU
SU
VOLVO PARTS
1 023 26011
(102:3)

Sida Page	Grupp Group	Bränsletank, Expansionstank, med anslutningsledningar.	Fuel tank, Expansion tank, with connection pipes.	Illustration	0175
18	2c	B20B, B20D	B20B, B20D	26012 1979–11	

	Pos. Fig.	Antal/Quantity 142 144 B20B	145 B20B	142 144 B20D	145 B20D	Artikel nr Part No	Benämning	Description	Sats Kit	B P S R	Anmärkning Notes	
	1	1	1	–	–	675228-1	Bränsletank	Fuel tank		8	36, 34)	0020
		1	1	–	–	684072-2	Bränsletank	Fuel tank		8	37, 38)	0040
		1	1	1	1	683395-8	Bränsletank	Fuel tank		8	32, 35)	0060
x		1	1	1	1	1213748-5	Bränsletank	Fuel tank			33) (1211304)	0080
	2	1	1	–	–	191026-4	Propp	Plug				0100
	3	1	1	1	1	952069-3	Propp	Plug			17)	0120
	4	1	1	1	1	688593-3	Filter	Filter				0140
	5	1	1	1	1	685625-6	Propp	Plug				0160
	6	1	1	1	1	687826-8	Tankarmatur	Fuel gauge sender			17)	0180
		1	1	–	–	676912-9	Tankarmatur	Fuel gauge sender			16)	0[illegible]
	7	1	1	–	–	678670-1	•Packning	•Gasket			16)	0[illegible]
		1	1	1	1	944219-5	Packning	Gasket			17)	0240
	8	ERF	ERF	ERF	ERF	955138-3	Skruv	Screw				0260
	9	1	–	1	–	675508-6	Rör	Pipe			142 CH–274582,	0280
											144 CH–286113.	0300
x		1	–	1	–	1213863-2	Rör	Pipe			(1211429)	0[illegible]
											142 CH 274583–,	0[illegible]
											144 CH 286114–.	0360
		–	1	–	1	677922-7	Rör	Pipe				0380
	10	1	1	1	1	679963-9	Packning	Gasket				0400
	11	4	4	4	4	955138-3	Skruv	Screw				0420
	12	1	1	1	1	675515-1	Tanklock	Filler cap				0440
	13	1	1	1	1	925068-9	•O–ring	•O–ring				0460
	14	1	1	1	1	684063-1	•Packning	•Gasket				0480
	15	2	2	2	2	950009-1	•Skruv	•Screw				0500
	16	1	–	1	–		Låsanordning	Lock unit		8		0520
	17	1	–	1	–	675505-2	•Handtag	•Handle		8		0540
	18	1	–	1	–	675506-0	•Kolv	•Piston				0560
	19	1	–	1	–	675507-8	•Fjäder	•Spring				0580
	20	4	–	4	–	955890-9	•Bricka	•Washer				0600
	21	2	–	2	–	907849-4	•Saxpinne	•Split pin				0620
	22	1	–	1	–	955140-9	•Skruv	•Screw				0640
	23	1	–	1	–	940090-4	•Bricka	•Washer				0660
	24	1	–	1	–	675522-7	Påfyllningsslang	Filler hose			142 CH–274582,	0680
											144 CH–286113.	0700
		1	–	1	–	1211359-3	Påfyllningsslang	Filler hose			142 CH 274583–,	0720
											144 CH 286113–.	0740
		–	1	–	1	677924-3	Påfyllningsslang	Filler hose			145 CH–119842.	0[illegible]
		–	1	–	1	1211471-6	Påfyllningsslang	Filler hose			145 CH 119843–.	0780
x	25	2	2	2	2	943479-6	Slangklamma	Hose clamp			(951796)	0800
	26	820	–	820	–	941680-1	Gummislang	Rubber hose				0820
		–	770	–	770	941680-1	Gummislang	Rubber hose			145 CH–119842.	0840
		–	820	–	820	941680-1	Gummislang	Rubber hose			145 CH 119843–.	0860
x	27	2	2	2	2	943472-1	Slangklamma	Hose clamp			(951788)	0[illegible]
	28	ERF	1140	750	750	192034-7	Gummislang	Rubber hose				0900
x	29	1	1	1	1	946709-3	Klamma	Clamp			(943843)	0920
x		2	2	–	–	946709-3	Klamma	Clamp			(943843) USA CAN	0940
	30	1	1	1	1	191404-3	Klamma	Clamp				0960
	31	1	–	1	–	190208-9	Klamma	Clamp				0980
	32	1	1	1	1	88273-8	Gummibussning	Rubber bushing				1000

16. 142 CH–178959, 144 CH–194139, 145 CH–61599.
17. 142 CH 178960–, 144 CH 194140–, 145 CH 61600–.
32. 142 CH 178960–274582, 144 CH 194140–286113, 145 CH 61600–119842.
33. 142 CH 274583–, 144 CH 286114–, 145 CH 119843–.
34. 142, 144 ERS AV 1st 1213748–5, 1st 945349–9, 1st 1211623–2 , 1st 952069–3, 1st 946709–3, 1st 687245–1, 1st 687826–8. 145 ERS AV 1st 1213748–5, 1st 945348–1, 1st 1211471–6, 1st 952069–3, 1st 946709–3, 1st 687245–1, 1st 687826–8.
35. 142, 144 ERS AV 1st 1213748–5, 1st 945349–9, 1st 1211623–2 . 145 ERS AV 1st 1213748–5, 1st 945348–1, 1st 1211471–6.
36. Excl USA, CAN, 142 CH–178959, 144 CH–194139, 145 CH–61599. USA, CAN, 142 CH–112399, 144 CH–138699, 145 CH–30899.
37. USA, CAN, 142 CH 112400–178959, 144 CH 138700–194139, 145 CH 30900–61599.
38. 142, 144 ers av 1 st 1211304–9, 1 st 945349–9, 1 st 1211623–2, 1 st 952069–3, 1 st 687826–8. 145 ers av 1 st 1211304–9, 1 st 945348–1, 1 st 1211471–6, 1 st 952069–3, 1 st 687826–8.

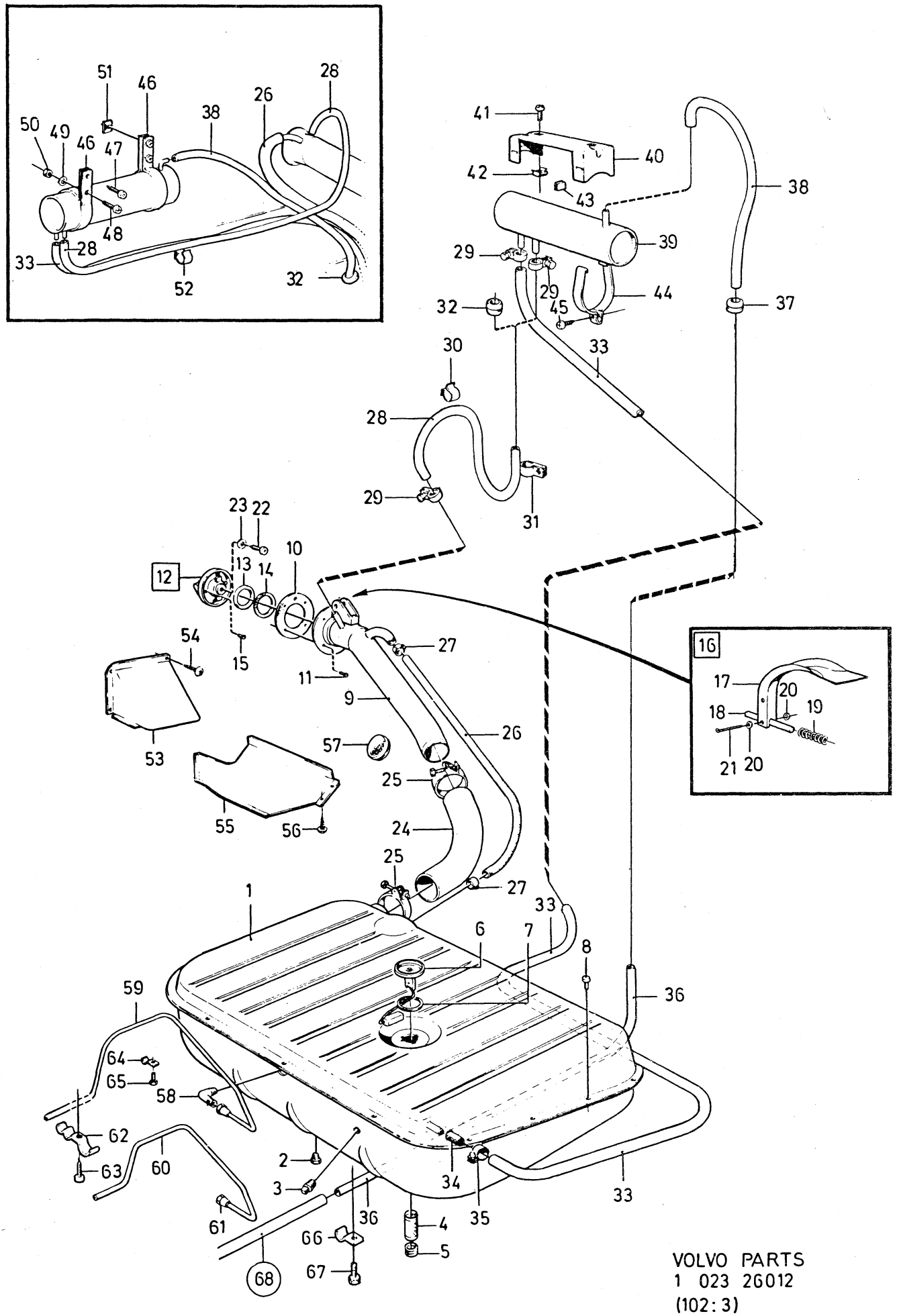

VOLVO PARTS
1 023 26012
(102:3)

Sida Page	Grupp Group	Bränsletank, Expansionstank, med anslutningsledningar.	Fuel tank, Expansion tank, with connection pipes.	Illustration	0175
20	2c	B20B, B20D	B20B, B20D	26012 1979–11	

	Pos. Fig.	Antal/Quantity 142 144 B20B	145 B20B	142 144 B20D	145 B20D	Artikel nr Part No	Benämning	Description	Sats Kit	B P S R	Anmärkning Notes	
	33	1700	2750	–	–	192034-7	Gummislang	Rubber hose			10)	1020
	34	1	1	1	1	687245-1	Tätningshylsa	Sealing sleeve			17) EXCL USA CAN	1040
x	35	1	1	1	1	946709-3	Slangklamma	Hose clamp			17) EXCL USA CAN	1060
x		1	1	–	–	946709-3	Slangklamma	Hose clamp			10) (943843)	1080
	36	2120	2120	–	–	954314-1	Bundyrör	Bundy pipe			10)	1100
	37	1	1	–	–	88273-8	Gummibussning	Rubber bushing			10)	1120
	38	ERF	1140	–	–	192034-7	Gummislang	Rubber hose			10)	1140
	39	1	1	–	–	684069-8	Expansionstank	Expansion tank			10)	1160
	40	1	–	–	–	684121-7	Konsol	Bracket			10)	1180
	41	2	–	–	–	950021-6	Skruv	Screw			10)	[illegible]
	42	2	–	–	–	190320-2	Korgmutter	Nut			10)	1220
	43	4	–	–	–	13319-9	Gummilist	Rubber moulding			10) L20 MM	1240
	44	2	–	–	–	684122-5	Hållare	Retainer strip		8	10)	1260
	45	2	–	–	–	955141-7	Skruv	Screw			10)	1280
	46	–	2	–	–	684119-1	Fäste	Anchorage			10)	1300
	47	–	2	–	–	955139-1	Skruv	Screw			10)	[illegible]
	48	–	1	–	–	950022-4	Skruv	Screw			10)	[illegible]
	49	–	1	–	–	941905-2	Fjädrande bricka	Resilient washer			10)	1360
	50	–	1	–	–	940092-0	Mutter	Nut			10)	1380
	51	–	1	–	–	680538-6	Plåtmutter	Speed nut			USA CAN	1400
	52	–	5	–	–	191404-3	Klamma	Clamp			10)	1420
	53	–	1	–	1	678158-7	Täckplåt	Cover plate				1440
	54	–	3	–	3	955137-5	Skruv	Screw				1460
	55	–	1	–	1	679259-2	Skyddsplåt	Backing plate				1480
	56	–	ERF	–	ERF	955137-5	Skruv	Screw				1500
	57	1	1	–	–	941268-5	Gummiplugg	Rubber plug				1520
	58	1	1	1	1	944155-1	Vinkelförskruvning	Elbow union			142 CH–274582,	1540
											144 CH–286113,	1560
											145 CH–119842.	1580
		1	1	1	1	945349-9	Vinkelförskruvning	Elbow union			33)	1600
	59	1	1	–	–	678042-3	Bränslerör	Fuel pipe			16)	1620
	60	1880	1880	1880	1880	941354-3	Bränslerör	Fuel pipe			17)	1640
	61	1	1	1	1	954322-4	Förskruvning	Screw union			17)	1660
	62	ERF	ERF	ERF	ERF		Klamma	Clamp			SE GRUPP 5	1680
	63	ERF	ERF	ERF	ERF		Skruv	Screw			SE GRUPP 5	1700
	64	1	1	1	1	951189-0	Klamma	Clamp				1720
	65	1	1	1	1	191390-4	Skruv	Screw				[illegible]
	66	ERF	ERF	–	–	951188-2	Klamma	Clamp			10)	[illegible]
	67	ERF	ERF	–	–	190665-0	Skruv	Screw			10)	1780
	68	–	–	–	–		Slang	Hose			SE SIDA 12, 1-F13	1800

10. USA, Canada 142 CH 112400–, 144 CH 138700–, 145 CH 30900–.
16. 142 CH–178959, 144 CH–194139, 145 CH–61599.
17. 142 CH 178960–, 144 CH 194140–, 145 CH 61600–.
33. 142 CH 274583–, 144 CH 286114–, 145 CH 119843–.

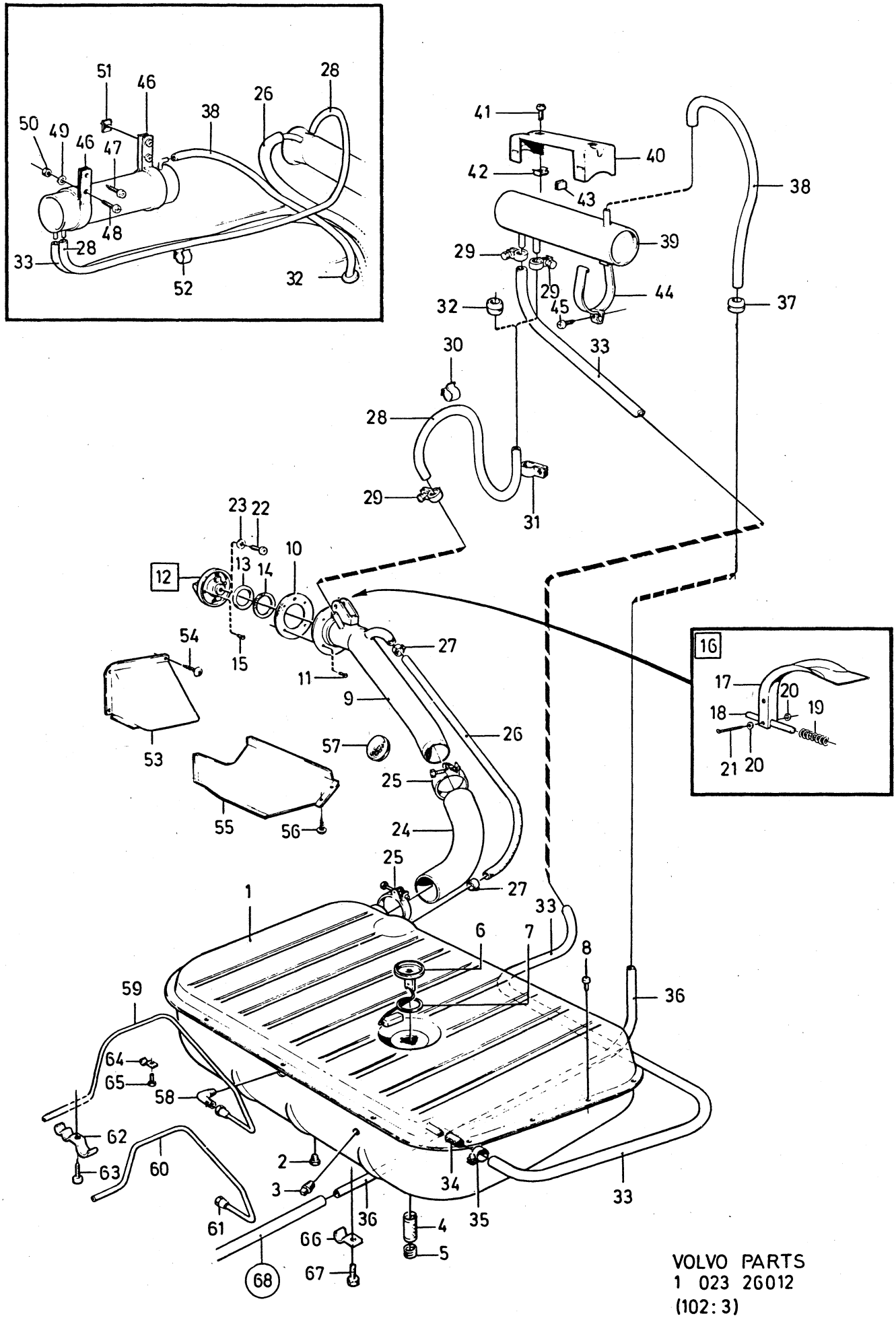
VOLVO PARTS
1 023 26012
(102:3)

Sida / Page	Grupp / Group	Bränslesystem / Fuel system	Illustration	0200
		B20 insprutningsmotor / B20 fuel injection engine	10895	
22	2c	14) 14)	1979–11	

Pos. Fig.	Antal/Quantity				Artikel nr Part No	Benämning	Description	Sats Kit	B P S R	Anmärkning Notes	
1	1	–	–	–		Bränsletank	Fuel tank			SE SIDA 30, 1-G07	1010
2	1	–	–	–		Avdunstningskontroll	Evaporate control system			SE SIDA 30, 1-G07	1020 1030
2a	–	–	–	–		Bränslepump med monteringsdetaljer	Fuel pump with installation components				1035 1036
3	1	–	–	–	688971-1	•Bränslerör	•Fuel pipe				1040
x 4	350	–	–	–	1255410-1	•Bränsleslang	•Fuel hose			(943707)	1050
x 5	2	–	–	–	943472-1	•Slangklamma	•Hose clamp			(951788)	1060
6	1	–	–	–	243213-6	•Elektrisk bränslepump	•Electric fuel pump			ERS AV 1 ST 461235–4, 1 ST 945536–1.	1070 1075
7	320	–	–	–	419796-8	•Bränsleslang	•Fuel hose				1080
8	6	–	–	–	945652-6	•Slangklammer	•Hose clip				1090
9	1	–	–	–	688972-9	•Bränslerör	•Fuel pipe				1100
10	1	–	–	–	686054-8	•Skyddsplåt	•Backing plate				1110
11	2	–	–	–	941265-1	•Bussning	•Bushing				1120
12	1	–	–	–	89047-5	•Bussning	•Bushing				1130
13	2	–	–	–	190364-0	•Skruv	•Screw				1140
13a	2	–	–	–	685346-9	•Gummibussning	•Rubber bushing		8	ERS AV 1ST 685347–7, 1ST 96443–7.	1150 1151
14	2	–	–	–	955893-3	•Fjäderbricka	•Spring washer				1160
15	2	–	–	–	685355-0	•Gummikudde	•Rubber cushion			(683593)	1170
16	4	–	–	–	950352-5	•Mutter	•Nut				1180
17	320	–	–	–	419796-8	•Bränsleslang	•Fuel hose				1190
18	1	–	–	–	243214-4	•Bränslefilter	•Fuel filter				1200
x 19	150	–	–	–	1266500-6	•Bränsleslang	•Fuel hose			(419796)	1210
x 20	1	–	–	–	948211-8	•Klammer	•Clamp			(944484)	1220
21	2650	–	–	–	941354-3	Bundyrör	Bundy piping				1230
22	105	–	–	–	419796-8	Bränsleslang	Fuel hose				1240
23	4	–	–	–	945652-6	Slangklammer	Hose clip				1250
24	1460	–	–	–	941354-3	Bundyrör	Bundy piping				1260
25	160	–	–	–	419796-8	Bränsleslang	Fuel hose				1270
26	6	–	–	–	945652-6	Slangklammer	Hose clip				1280
27	2100	–	–	–	941354-3	Bundyrör	Bundy piping				1290
28	1	–	–	–	954322-4	Överfallsmutter	Cap nut				1300
29	105	–	–	–	419796-8	Bränsleslang	Fuel hose				1310
30	1850	–	–	–	941354-3	Bundyrör	Bundy piping				1320
31	160	–	–	–	419796-8	Bränsleslang	Fuel hose				1330
32	1	–	–	–	241721-0	Tryckregulator	Pressure regulator				1340
33	1	–	–	–	1210354-5	Konsol	Bracket				1350
33a	1	–	–	–	940280-1	Fjädrande bricka	Resilient washer				1360
33b	1	–	–	–	678242-9	Mutter	Nut				1370
34	2	–	–	–	190666-8	Skruv	Screw				1380
35	2	–	–	–	955893-3	Fjäderbricka	Spring washer				1390
36	360	–	–	–	419796-8	Bränsleslang	Fuel hose				1400
x 36a	1	–	–	–	947987-4	Klammer	Clamp			(682101)	1410
37	9	–	–	–	952624-5	Klammer	Clamp				1420
38	10	–	–	–	190665-0	Skruv	Screw				1430
39	9	–	–	–	940090-4	Fjäderbricka	Spring washer				1440
40	8	–	–	–	951188-2	Klammer	Clamp			USA, CAN	1450
41	2	–	–	–	951189-0	Klammer	Clamp				1460
42	4	–	–	–	677980-5	Klammer	Clamp				1470
43	6	–	–	–	190665-0	Skruv	Screw				1480
44	1	–	–	–	419786-9	Bränslerör	Fuel pipe				1490
45	4	–	–	–	960218-6	O–ring	O–ring			ERS AV 1 ST 960168–3, 2 ST 962658–1. SE SIDA 26, 1-G03	1500 1501 1502
46	2	–	–	–	419755-4	Hållare, V	Retainer, L				1510
	2	–	–	–	419770-3	Hållare, H	Retainer, R				1520
47	4	–	–	–	956570-6	Skruv	Screw				1530
48	4	–	–	–	941907-8	Fjädrande bricka	Resilient washer				1540

14. 142 CH –249929. 144 CH –263069. 145 CH –103379.

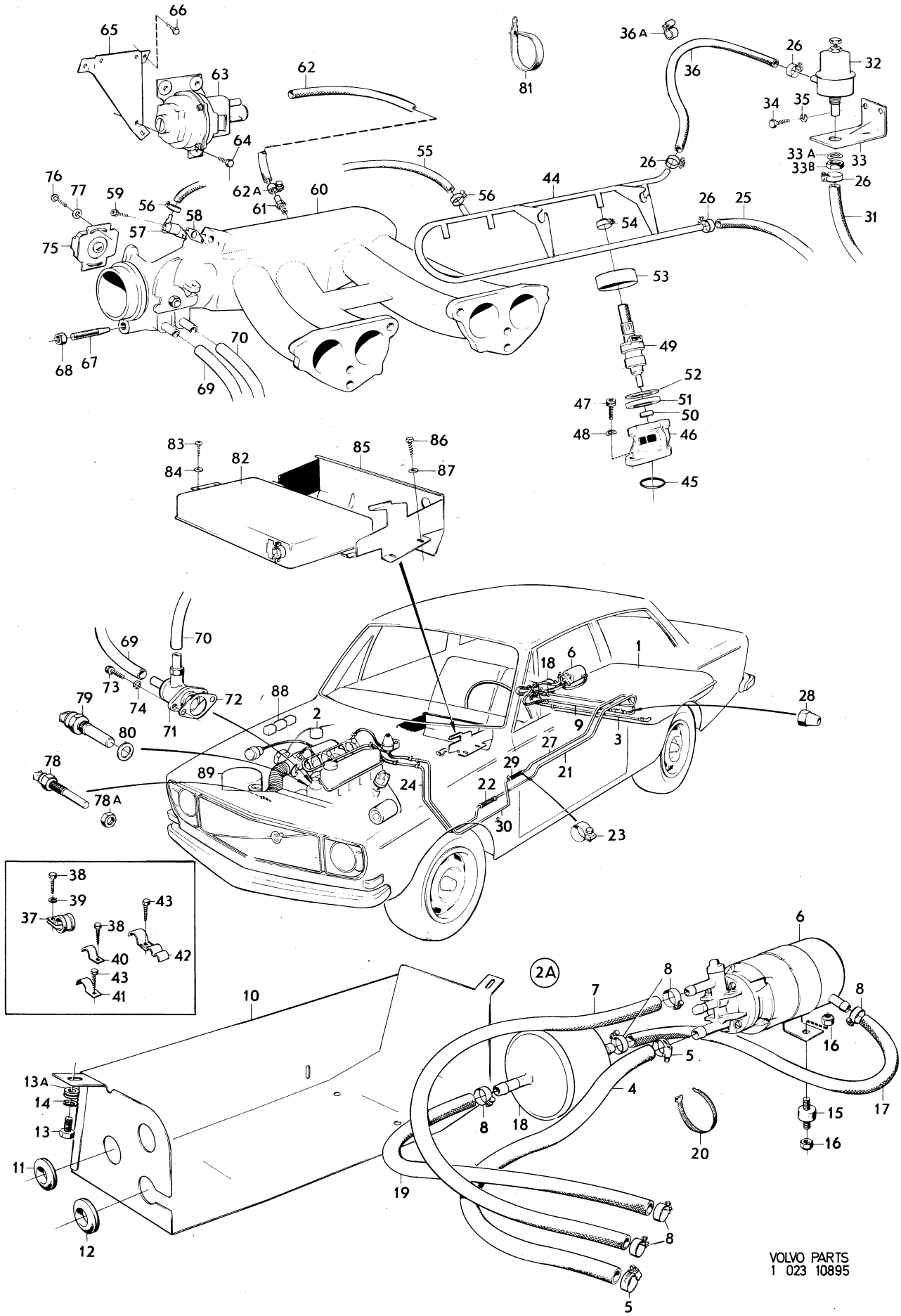

VOLVO PARTS
1 023 10895

Sida Page	Grupp Group	Bränslesystem B20 insprutningsmotor	Fuel system B20 fuel injection engine	Illustration	0200
24	2c	14)	14)	10895 1979–11	

	Pos. Fig.	Antal/Quantity				Artikel nr Part No	Benämning	Description	Sats Kit	B P S R	Anmärkning Notes	
x	49	4	–	–	–	461674-4	Insprutningsventil	Fuel injector			(241720)	2008
	50	4	–	–	–	419785-1	Tätningsring	Seal ring				2009
	51	4	–	–	–	419784-4	Tätningsring	Seal ring				2010
	52	4	–	–	–	419795-0	Bricka	Washer				2012
	53	4	–	–	–	419783-6	Lås	Lock				2015
	54	4	–	–	–	945650-0	Slangklammer	Hose clip				2018
x	55	235	–	–	–	1266500-6	Bränsleslang	Fuel hose			(419796)	2019
	56	2	–	–	–	945652-6	Slangklammer	Hose clip			(943572)	2020
	57	1	–	–	–	241811-9	Kallstartventil	Cold start valve				2030
	58	1	–	–	–	419831-3	Packning	Gasket				2040
	59	2	–	–	–	956540-9	Skruv	Screw				2050
	60	1	–	–	–		Insugningsrör	Induction manifold			SE GRUPP 2A	2060
	61	1	–	–	–	943818-5	Nippel	Nipple		8		2070
	62	350	–	–	–	419796-8	Slang	Hose				2080
	62a	2	–	–	–	945652-6	Slangklammer	Hose clip			(943572)	2090
	63	1	–	–	–	243183-1	Tryckgivare	Pressure sensor				2100
	64	3	–	–	–	955140-9	Skruv	Screw				2110
	65	1	–	–	–	687832-6	Konsol	Bracket				2120
	66	3	–	–	–	955138-3	Skruv	Screw				2130
	67	1	–	–	–		Ställskruv	Adjustment screw			SE GRUPP 2D	2140
	68	1	–	–	–		Mutter	Nut			SE GRUPP 2D	2150
	69	225	–	–	–	942390-6	Gummislang	Rubber hose				2160
	70	1	–	–	–	460003-7	Gummislang	Rubber hose				2170
	71	1	–	–	–	241853-1	Tillsatsluftslid	Auxiliary air slide				2180
	72	1	–	–	–	419894-1	Packning	Gasket				2190
	73	2	–	–	–	956554-0	Skruv	Screw				2200
	74	2	–	–	–	941906-0	Fjädrande bricka	Resilient washer				2210
x	75	1	–	–	–	461560-5	Spjällkontakt	Throttle valve switch			(243366)	2220
	76	2	–	–	–	950003-4	Skruv	Screw				2230
	77	2	–	–	–	940120-9	Bricka	Washer				2240
	78	1	–	–	–	241810-1	Temperaturgivare	Temperature sender				2250
	78a	1	–	–	–	955782-8	Mutter	Nut				2260
	79	1	–	–	–	241726-9	Temperaturgivare	Temperature sender				2270
	80	1	–	–	–	957173-8	Packning	Packing				2280
	81	1	–	–	–	460025-0	Gummiklammer	Rubber clamp				2290
	82	1	–	–	–	243182-3	Styrenhet	Control unit				2300
	83	2	–	–	–	950045-5	Skruv	Screw			142 CH –193376, 144 CH –204441.	2310 2320
	84	2	–	–	–	955892-5	Bricka	Washer			142 CH –193376, 144 CH –204441.	2330 2340
x	85	1	–	–	–	1207723-6	Skyddsplåt	Backing plate		8	(688955)	2350
	86	6	–	–	–	190666-8	Skruv	Screw				2360
	87	6	–	–	–	955893-3	Bricka	Washer				2370
	88	–	–	–	–		Reläer	Relays			SE GRUPP 3	2380
	89	–	–	–	–		Luftfilter	Air filter			SE SIDA 86, 1-I15.	2390

14. 142 CH –249929. 144 CH –263069. 145 CH –103379.

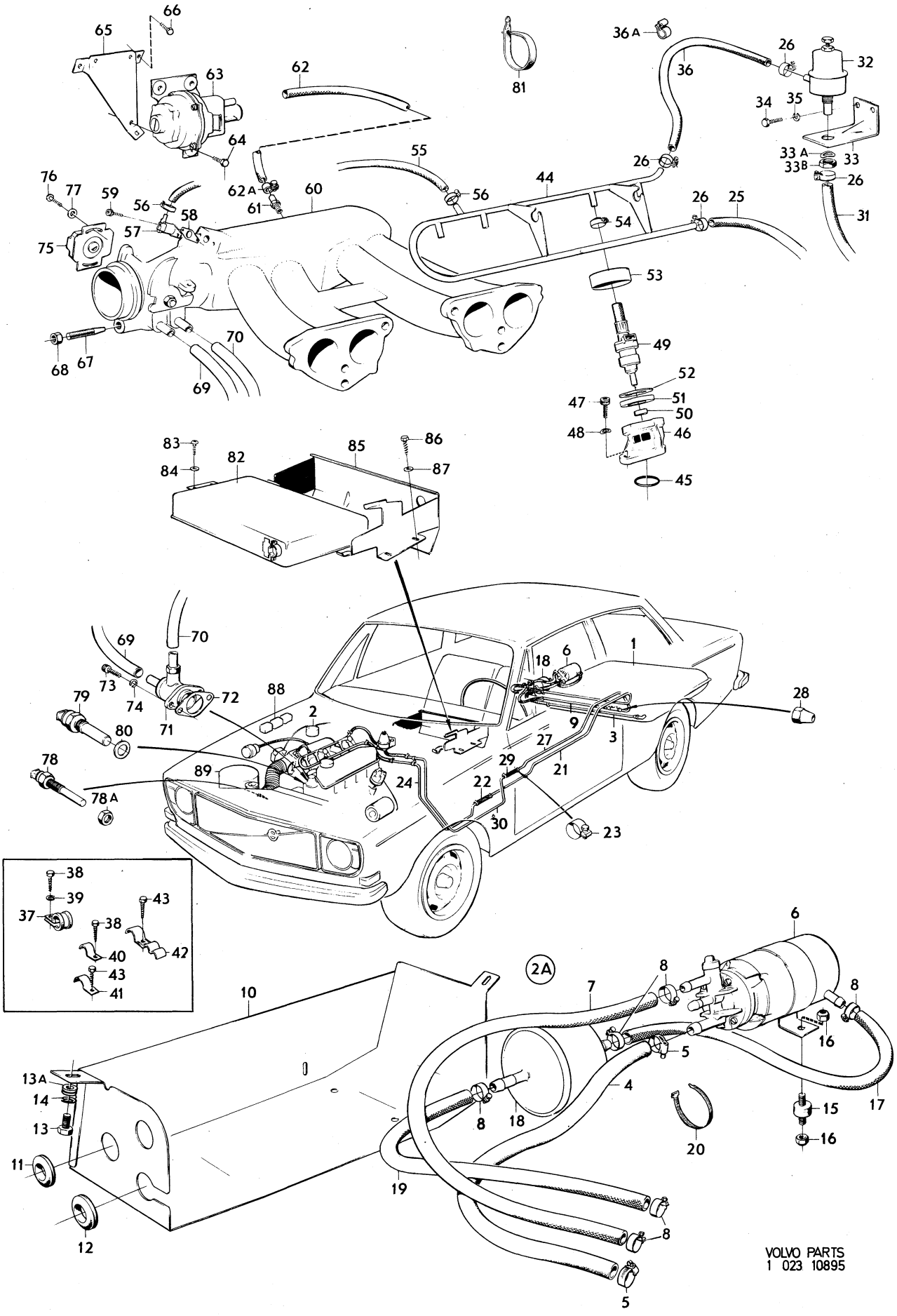

VOLVO PARTS
1 023 10895

Sida / Page	Grupp / Group	Bränslesystem / Fuel system	Illustration
		B20 insprutningsmotor / B20 fuel injection engine	10896
26	2c	24) / 24)	1979–11

Pos. / Fig.	Antal/Quantity	Artikel nr / Part No	Benämning	Description	Sats / Kit	B P S R	Anmärkning / Notes	
	1			Bränsletank	Fuel tank			SE SIDA 30, 1-G07	1010
	1			Avdunstningskontroll	Evaporate control system			SE SIDA 30, 1-G07	1020 1030
2a	–			Bränslepump med monteringsdetaljer	Fuel pump with installation components		8	31)	1035 1036
3	1	688971-1	•Bränslerör	•Fuel pipe					1040
x 4	350	1255410-1	•Bränsleslang	•Fuel hose				(943707)	1050
x 5	2	943472-1	•Slangklamma	•Hose clamp				(951788)	1060
6	1	460900-4	•Elektrisk bränslepump	•Electric fuel pump				(461235) B20E	1070
	1	460900-4	•Elektrisk bränslepump	•Electric fuel pump				B20F	1075
7	1	686054-8	•Skyddsplåt	•Backing plate					0
8	1	941265-1	•Bussning	•Bushing					1090
9	1	89047-5	•Bussning	•Bushing					1100
10	2	190364-0	•Skruv	•Screw					1110
11	2	955893-3	•Fjäderbricka	•Spring washer					1120
12	2	685346-9	•Gummibussning	•Rubber bushing			8	ERS AV 1ST 685347–7, 1ST 96443–7.	1130 1
13	2	685355-0	•Gummikudde	•Rubber cushion					1140
14	4	950352-5	•Mutter	•Nut					1150
15	ERF	419796-8	•Bränsleslang	•Fuel hose					1160
16	1	243214-4	•Bränslefilter	•Fuel filter					1170
17	150	419796-8	•Bränsleslang	•Fuel hose					1180
18	4	945652-6	•Slangklammer	•Hose clip					1190
19	1	943857-3	•Klammer	•Clamp					1200
20	2650	941354-3	Bundyrör	Bundy piping					1210
x 21	105	1266500-6	Bränsleslang	Fuel hose				(419796)	1220
22	4	945652-6	Slangklammer	Hose clip				(943572)	1230
23	1250	941354-3	Bundyrör	Bundy piping					1240
24	620	419796-8	Bränsleslang	Fuel hose					1250
25	2100	941354-3	Bundyrör	Bundy piping					1260
26	1	954322-4	Överfallsmutter	Cap nut					1270
27	105	419796-8	Bränsleslang	Fuel hose					1280
28	4	945652-6	Slangklammer	Hose clip				(943572)	1290
29	1500	941354-3	Bundyrör	Bundy piping					1300
30	840	419796-8	Bränsleslang	Fuel hose					1310
x 30a	1	461621-5	Konsol	Bracket				(460499)	1320
31	1	243129-4	Tryckregulator	Pressure regulator					1330
32	96MM	419796-8	Bränsleslang	Fuel hose				2 ST, L 48	0
33	4	945652-6	Slangklammer	Hose clip				(943572)	1350
34	1	460453-4	Bränslerör	Fuel pipe					1360
35	2	419755-4	Hållare, V	Retainer, L					1370
	2	419770-3	Hållare, H	Retainer, R					1375
36	4	956570-6	Skruv	Screw					1380
37	4	941907-8	Fjädrande bricka	Resilient washer					1385
38	4	960218-6	O–ring	O–ring				TID UTF. ERS AV 1 ST 960168–3, 2 ST 962658–1	0 1395
	4	960168-3	O–ring	O–ring				SEN UTF	1400
38a	–	962658-1	Bricka	Washer				SEN UTF	1410
x 39	4	461674-4	Insprutningsventil	Fuel injector				(241720)	1420
40	4	419785-1	Tätningsring	Seal ring					1430
41	4	419784-4	Tätningsring	Seal ring					1440
42	4	419795-0	Bricka	Washer					1450
43	4	419783-6	Lås	Lock					1460
44	4	945650-0	Slangklammer	Hose clip					1470
x 45	1	947987-4	Klamma	Clamp				(682101)	1480

24. 142 CH 249930–. 144 CH 263070–. 145 CH 103380–.

31. För 142 CH 283772–288571 och 144 CH 296567–301101 gäller, se sida 20. For 142 chassis 283772–288571 and 144 chassis 296567–301101 see page 20. Pour 142 CH 283772–288571 et 144 CH 296567–301101 se réfère, voir page 20. Gültigkeit für 142, Fahrgestellnummer 283772–288571 und 144, Fahrgestellnummer 296567–301101, siehe Seite 20. Para los veh culos 142, chasis 283772–288571 y para los veh culos 144 chasis 296567–301101 consúltese la página 20.

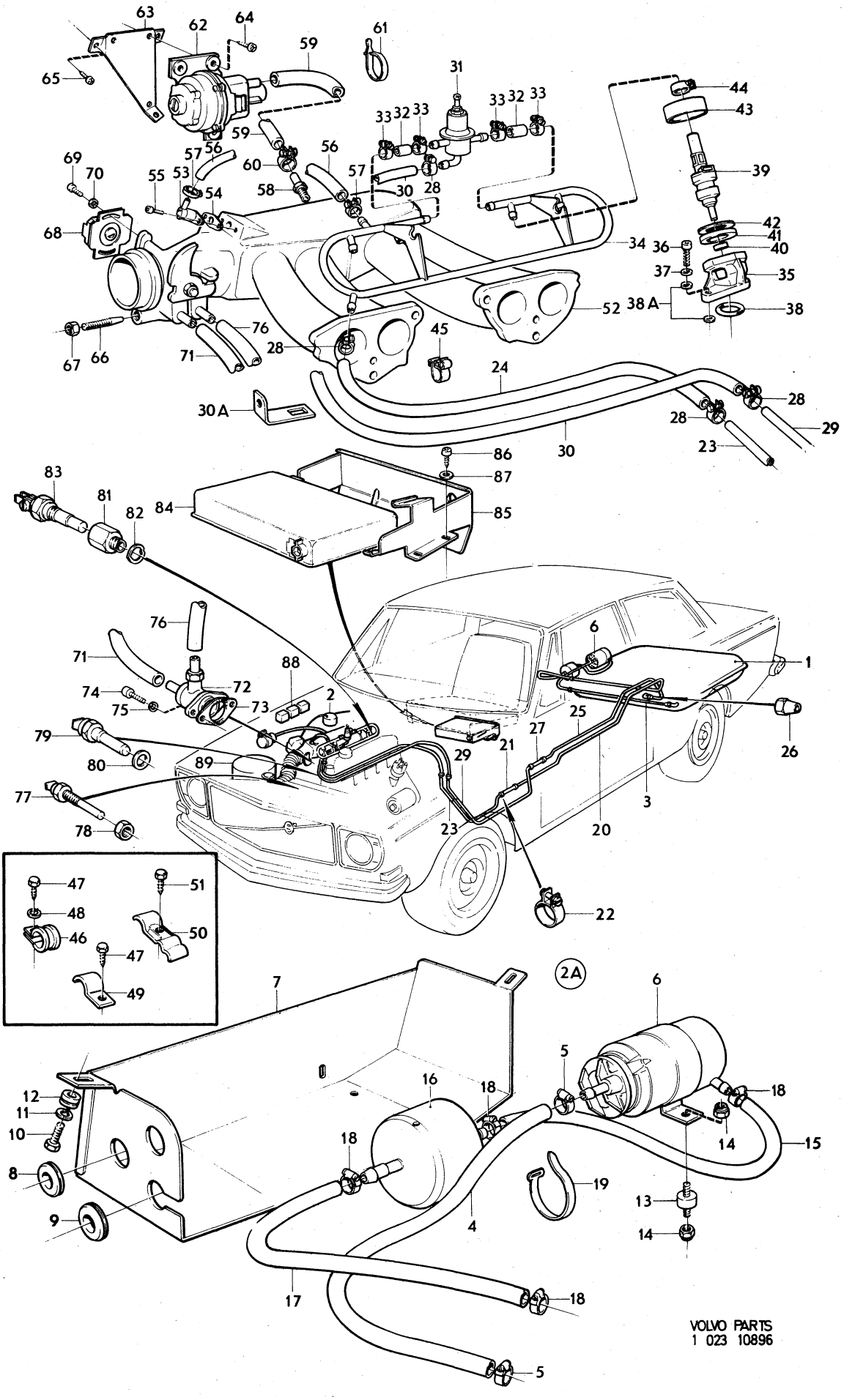

VOLVO PARTS
1 023 10896

Sida Page	Grupp Group	Bränslesystem / Fuel system	Illustration
		B20 insprutningsmotor / B20 fuel injection engine	10896
28	2c	24)	1979–11

Pos. Fig.	Antal/Quantity				Artikel nr Part No	Benämning	Description	Sats Kit	B P S R	Anmärkning Notes	
46	8	–	–	–	952624-5	Klammer	Clamp				1490
47	ERF	–	–	–	190665-0	Skruv	Screw				1500
48	ERF	–	–	–	940090-4	Fjäderbricka	Spring washer				1510
49	8	–	–	–	951188-2	Klammer	Clamp			USA, CAN	1520
50	4	–	–	–	677980-5	Klammer	Clamp				1530
51	ERF	–	–	–	190665-0	Skruv	Screw				1540
52	1	–	–	–		Insugningsrör	Induction manifold			SE GRUPP 2A	2008
53	1	–	–	–	241811-9	Kallstartventil	Cold start valv				2009
54	1	–	–	–	419831-3	Packning	Packing				2010
55	2	–	–	–	956540-9	Skruv	Screw				2012
x 56	235	–	–	–	1266500-6	Bränsleslang	Fuel hose			(419796)	[illegible]
57	2	–	–	–	945652-6	Slangklammer	Hose clip				2016
x 58	1	–	–	–	946600-4	Nippel	Nipple			(944560)	2018
59	350	–	–	–	419796-8	Slang	Hose				2020
60	2	–	–	–	945652-6	Slangklammer	Hose clip				2030
61	1	–	–	–	460025-0	Gummiklammer	Rubber clamp				2040
62	1	–	–	–	243183-1	Tryckgivare	Pressure sensor			B20E	[illegible]
	1	–	–	–	243316-7	Tryckgivare	Pressure sensor			B20F	2060
63	1	–	–	–	687832-6	Konsol	Bracket				2070
64	3	–	–	–	955140-9	Skruv	Screw				2080
65	3	–	–	–	955138-3	Skruv	Screw				2090
66	1	–	–	–	943655-1	Ställskruv	Adjustment screw				2100
67	1	–	–	–	955835-4	Mutter	Nut				2110
x 68	1	–	–	–	461560-5	Spjällkontakt	Throttle valve switch			(243366)	2120
69	2	–	–	–	950003-4	Skruv	Screw				2130
70	2	–	–	–	940120-9	Bricka	Washer				2140
71	225	–	–	–	942390-6	Gummislang	Rubber hose				2150
72	1	–	–	–	241853-1	Tillsatsluftslid	Auxiliary air slide				2160
73	1	–	–	–	419894-1	Packning	Packing				2170
74	2	–	–	–	956554-0	Skruv	Screw				2180
75	2	–	–	–	941906-0	Fjädrande bricka	Resilient washer				2190
76	1	–	–	–	460003-7	Gummislang	Rubber hose				2200
77	1	–	–	–	241810-1	Temperaturgivare	Temperature sender				2210
78	1	–	–	–	955782-8	Mutter	Nut				2220
79	1	–	–	–	241726-9	Temperaturgivare	Temperatur sender				2230
80	1	–	–	–	957173-8	Packning	Packing				2240
81	1	–	–	–	460391-6	Mellanstycke	Spacer				2250
82	1	–	–	–	941912-8	Fjädrande bricka	Resilient washer				2
83	1	–	–	–	243130-2	Termotidgivare	Thermal–time sensor				22[illegible]
84	1	–	–	–	243315-9	Styrenhet	Control unit				2280
x 85	1	–	–	–	1207723-6	Skyddsplåt	Backing plate		8	(688955)	2290
86	6	–	–	–	190666-8	Skruv	Screw				2300
87	6	–	–	–	955893-3	Bricka	Washer				2310
88	–	–	–	–		Reläer	Relays			SE GRUPP 3	[illegible]
89	–	–	–	–		Luftfilter	Air filter			SE SIDA 86, 1-I15	[illegible]

24. 142 CH 249930–. 144 CH 263070–. 145 CH 103380–.

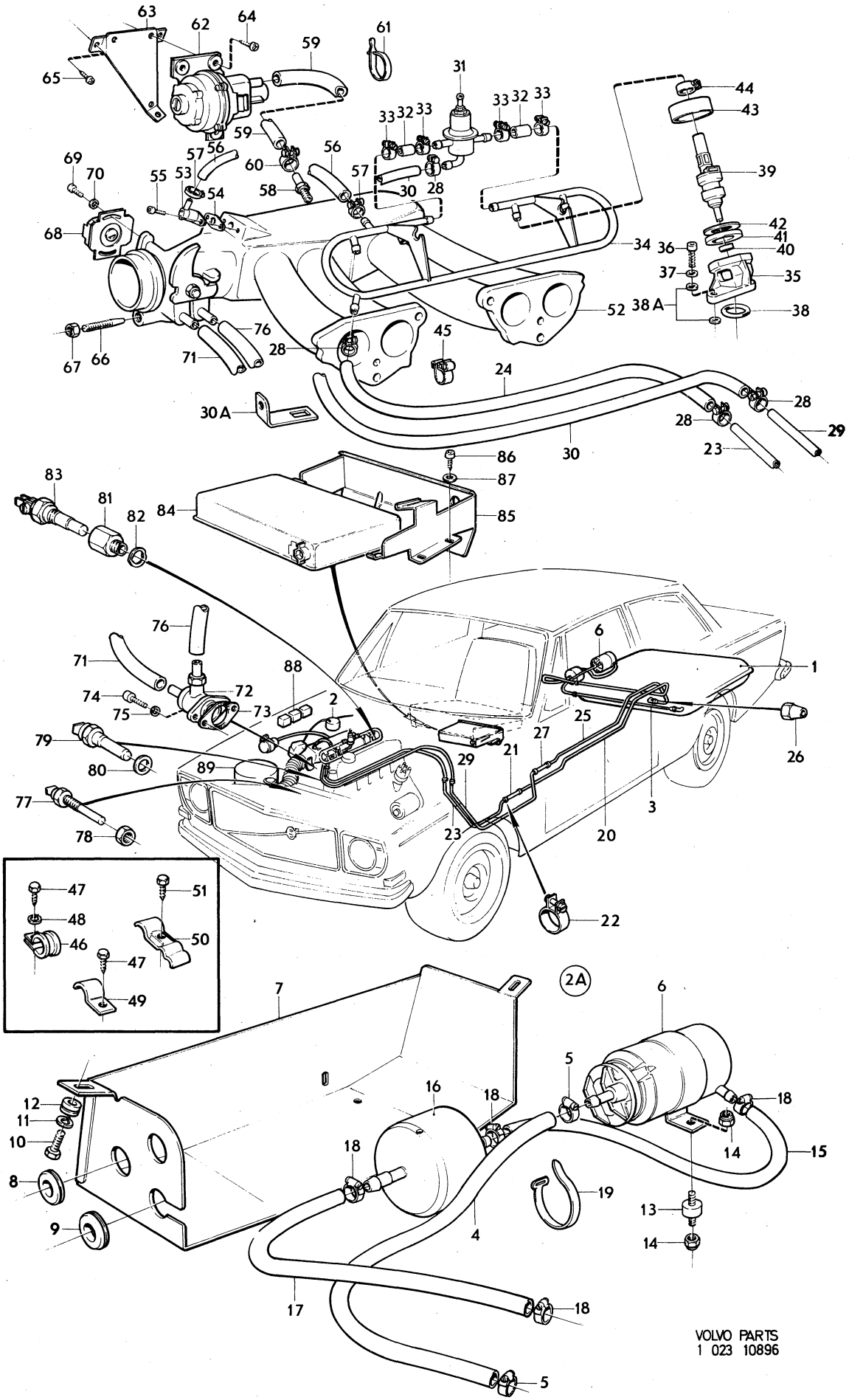
63
62
64
61
59
65
31
44
43
33 32 33
33 32 33
59
57 56
56
60
57
39
69
70
55
53
54
58
30
28
42
41
40
36
37
35
68
34
52
38 A
38
76
45
67
66
71
28
24
30 A
28
28
29
30
23
86
87
83
81
82
84
85
76
6
1
71
88
74
72
75
73
2
25
27
26
79
80
89
21
29
3
77
78
23
20
22
47
51
48
46
50
47
49
2A
7
6
5
12
11
10
16
18
18
18
14
15
8
18
19
13
9
4
14
17
18
5
VOLVO PARTS
1 023 10896

Sida / Page	Grupp / Group			Illustration
30	2c	Bensintank och avdunstningskontroll B20 insprutningsmotor	Fuel tank and evaporite control system B20 fuel injection engine	0300 10897 1979–11

	Pos. Fig.	Antal/Quantity 142 144	145			Artikel nr Part No	Benämning	Description	Sats Kit	BPSR	Anmärkning Notes	
	1	1	1	–	–	683395-8	Bränsletank	Fuel tank		8	39, 40)	0020
x		1	1	–	–	1213748-5	Bränsletank	Fuel tank			41) (1211304)	0040
	2	1	1	–	–	191026-4	Propp	Plug				0060
	2a	1	1	–	–	688593-3	Filter	Filter			41)	0080
	2b	1	1	–	–	685625-6	Propp	Plug			41)	0100
	3	16	16	–	–	955138-3	Skruv	Screw				0120
	4	1	1	–	–	687826-8	Tankarmatur	Fuel gauge sender				0140
	5	1	1	–	–	944219-5	Packning	Packing				0160
	6	1	–	–	–	675522-7	Slang	Hose			142 CH –274582	0180
											144 CH –286113	0200
		1	–	–	–	1211359-3	Slang	Hose			142 CH 274583–	0220
											144 CH 286114–	0240
		–	1	–	–	677924-3	Slang	Hose			145 CH –121392	0260
		–	1	–	–	1211471-6	Slang	Hose			145 CH 121393–	0280
x	7	2	2	–	–	943479-6	Slangklamma	Hose clamp			(951796)	0300
	8	1	–	–	–	675508-6	Rör	Pipe			142 CH –274582	0320
											144 CH –286113	0340
x		1	–	–	–	1213863-2	Rör	Pipe			(1211429)	0360
											142 CH 274583–,	0380
											144 CH 286114–.	0400
		–	1	–	–	677922-7	Rör	Pipe				0420
	9	1	1	–	–	679963-9	Packning	Packing				0440
	10	4	4	–	–	955138-3	Skruv	Screw				0460
	11	820	770	–	–	941680-1	Gummislang	Rubber hose			142, 144. 145 CH –121392	0480
		–	820	–	–	941680-1	Gummislang	Rubber hose			145 CH 121393–	0500
x	12	2	2	–	–	943472-1	Slangklamma	Hose clamp			(951788)	0520
	13	1	1	–	–	675515-1	Lock	Cover				0540
	14	1	1	–	–	925068-9	•O–ring	•O–ring				0560
	15	1	1	–	–	684063-1	•Packning	•Packing				0580
	16	2	2	–	–	950009-1	•Skruv	•Screw				0600
	17	1	1	–	–	944392-0	Vinkelnippel	Elbow nipple			39)	0620
		1	1	–	–	945348-1	Vinkelnippel	Elbow nipple			41)	0640
	18	–	–	–	–		Bränslerör	Fuel pipe			SE SIDA 22, 1-F23	0660
											SE SIDA 26, 1-G03	0680
	19	1	1	–	–	943993-6	T–nippel	T–nipple		8	TID UTF	0700
	19a	1	1	–	–	954343-0	Vinkelnippel	Elbow nipple			SEN UTF	0720
	20	–	–	–	–		Bränslerör	Fuel pipe			SE SIDA 22, 1-F23	0740
											SE SIDA 26, 1-G03	0760
	21	–	–	–	–		Bränslerör	Fuel pipe			TID UTF	0780
											SE SIDA 22, 1-F23	0800
	22	–	1	–	–	678158-7	Täckplåt	Cover plate				0820
	23	–	3	–	–	955137-5	Skruv	Screw				0840
	24	–	1	–	–	679259-2	Skyddsplåt	Backing plate				0860
	25	–	5	–	–	955137-5	Skruv	Screw				0880
	26	540	1140	–	–	192034-7	Gummislang	Rubber hose			USA,CAN 142,144. TID UTF	0900
		730	–	–	–	192034-7	Gummislang	Rubber hose			USA, CAN. SEN UTF	0920
		670	750	–	–	192034-7	Gummislang	Rubber hose				0940
x	26a	1	1	–	–	946709-3	Hose clamp	Hose clamp			(943843)	0960
x		2	2	–	–	946709-3	Hose clamp	Hose clamp			(943843) USA CAN	0980
	27	1	1	–	–	191404-3	Klammer	Clip				1000
	28	1	–	–	–	944438-1	Klammer	Clip		8		1020
	29	1	1	–	–	88273-8	Bussning	Bushing				1040
	30	1	1	–	–	684069-8	Expansionstank	Expansion tank			USA, CAN	1060
	31	1	–	–	–	684121-7	Konsol	Bracket			USA, CAN	1080
	32	2	–	–	–	950021-6	Skruv	Screw			USA, CAN	1100
	33	2	–	–	–	190320-2	Mutter	Nut			USA, CAN	1120
	34	2	–	–	–	684122-5	Hållare	Retainer		8	USA CAN	1140
	35	2	–	–	–	955141-7	Skruv	Screw			USA, CAN	1160

39. 142 CH–277199, 144 CH–288799, 145 CH–121392.
40. 142, 144 ERS AV 1st 1213748–5, 1st 945348–1, 1st 1211623–2 . 145 ERS AV 1st 1213748–5, 1st 945348–1, 1st 1211471–6.
41. 142 CH 277200–, 144 CH 288800–, 145 CH 121393–.

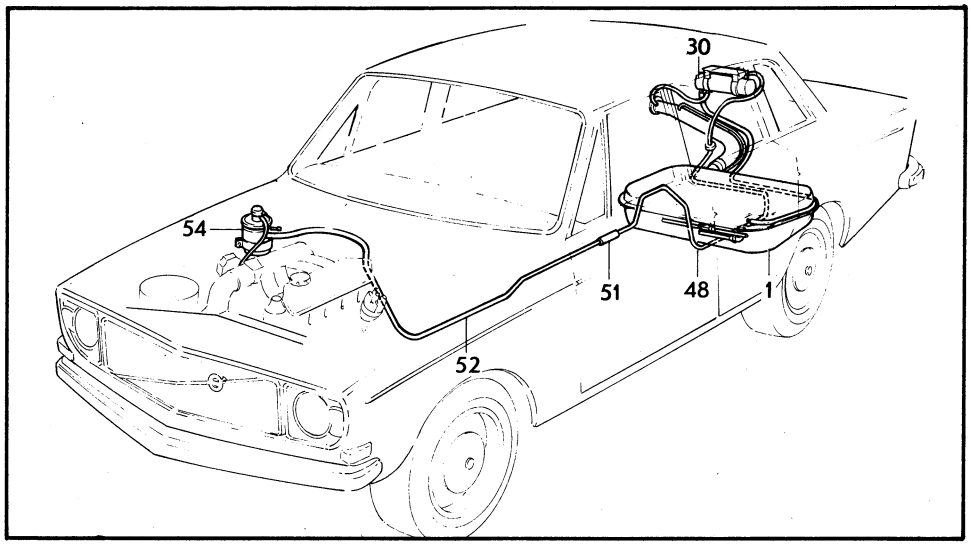

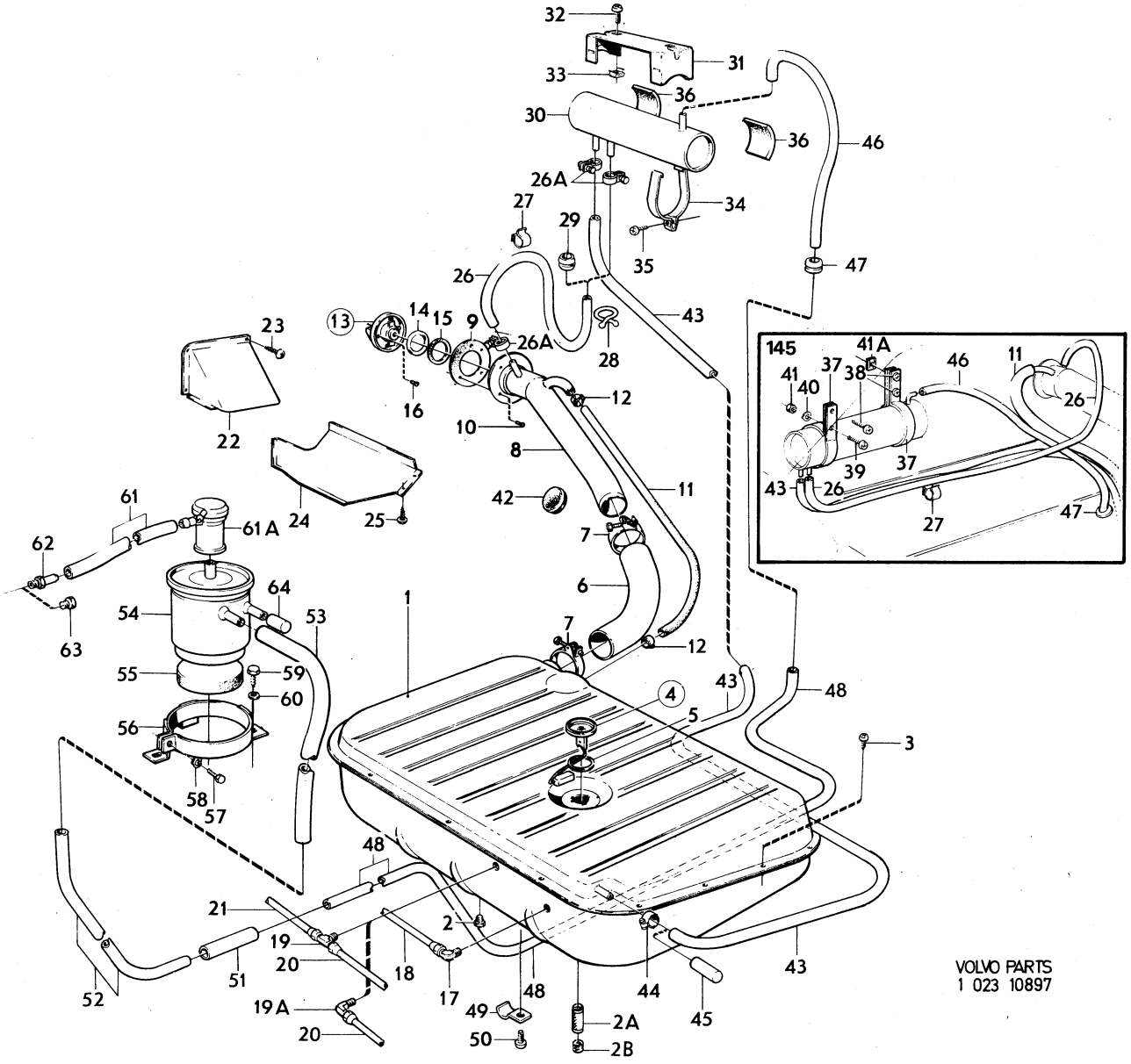

VOLVO PARTS
1 023 10897

Sida Page	Grupp Group	Bensintank och avdunstningskontroll	Fuel tank and evaporite control system	Illustration	0300
32	2c	B20 insprutningsmotor	B20 fuel injection engine	1979–11	

	Pos. Fig.	Antal/Quantity 142 144	145			Artikel nr Part No	Benämning	Description	Sats Kit	B P S R	Anmärkning Notes	
	36	2	2	–	–		Mellanlägg	Spacer		8	USA, CAN	1180
	37	–	2	–	–	684119-1	Fäste	Anchorage			USA, CAN	1200
	38	–	2	–	–	955139-1	Skruv	Screw			USA, CAN	1220
	39	–	1	–	–	950022-4	Skruv	Screw			USA, CAN	1240
	40	–	1	–	–	941905-2	Fjädrande bricka	Resilient washer			USA, CAN	1260
	41	–	1	–	–	940092-0	Mutter	Nut			USA, CAN	1280
	41a	–	1	–	–	680538-6	Plåtmutter	Speed nut			USA, CAN	1300
	42	1	1	–	–	941268-5	Gummiplugg	Rubber plug				1320
	43	1660	2750	–	–	192034-7	Gummislang	Rubber hose			USA, CAN. 142, 144 TID U	1340
		1580	–	–	–	192034-7	Gummislang	Rubber hose			USA, CAN. SEN UTF	1360
x	44	1	1	–	–	946709-3	Slangklamma	Hose clamp			(943843)	1[illegible]
	45	1	1	–	–	687245-1	Tätningshylsa	Seal sleeve				1[illegible]
	46	990	1140	–	–	192034-7	Gummislang	Rubber hose			USA, CAN. 142, 144 TID U	1420
		730	–	–	–	192034-7	Gummislang	Rubber hose			USA, CAN. SEN UTF	1440
	47	1	1	–	–	88273-8	Bussning	Bushing			USA, CAN	1460
	48	2120	2120	–	–	954314-1	Bundyrör	Bundy piping			USA, CAN	1480
	49	–	–	–	–		Klamma	Clamp			SE SIDA 22, 1-F23	1[illegible]
											SE SIDA 26, 1-G03	[illegible]
	50	–	–	–	–		Skruv	Screw			SE SIDA 22, 1-F23	1540
		–	–	–	–						SE SIDA 26, 1-G03	1560
	51	110	110	–	–	192034-7	Slang	Hose			USA, CAN	1580
	52	2310	2310	–	–	954314-1	Bundyrör	Bundy piping			USA, CAN	1600
	53	890	890	–	–	192034-7	Slang	Hose			USA, CAN	1620
	54	1	–	–	–	460095-3	Kolfilter	Carbon filter			USA, CAN. 142 CH–196732.	1640
											144 CH–208012.	1660
		1	1	–	–	460170-4	Kolfilter	Carbon filter			USA, CAN. 142 CH 196733–	1680
											144 CH 208013–.	1700
	55	1	1	–	–	419908-9	•Förfilter	•Pre filter			USA, CAN	1720
	56	1	1	–	–	686118-1	Hållare	Retainer		8	USA CAN	1740
	57	1	1	–	–	955514-5	Skruv	Screw			USA, CAN	1760
	58	1	1	–	–	941906-0	Fjädrande bricka	Resilient washer			USA, CAN	1780
	59	3	3	–	–	190666-8	Skruv	Screw			USA, CAN	1800
	60	3	3	–	–	955893-3	Bricka	Washer			USA, CAN	1820
x	61	440	440	–	–	1266500-6	Slang	Hose			(419796) USA CAN	1840
x	61a	–	1	1	–	1218537-7	Vacuumventil	Vacuum valve			(460180) USA CAN	1860
	62	1	1	–	–	943818-5	Nippel	Nipple		8	USA CAN	1880
	63	1	1	–	–	191026-4	Plugg	Plug				1900
	64	1	1	–	–	350882-7	Plugg	Plug			USA,CAN	1[illegible]

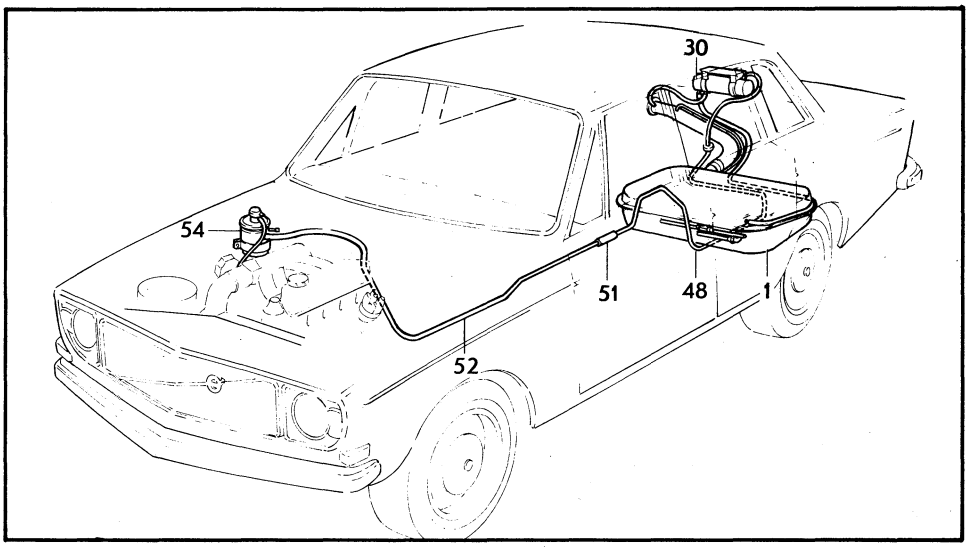

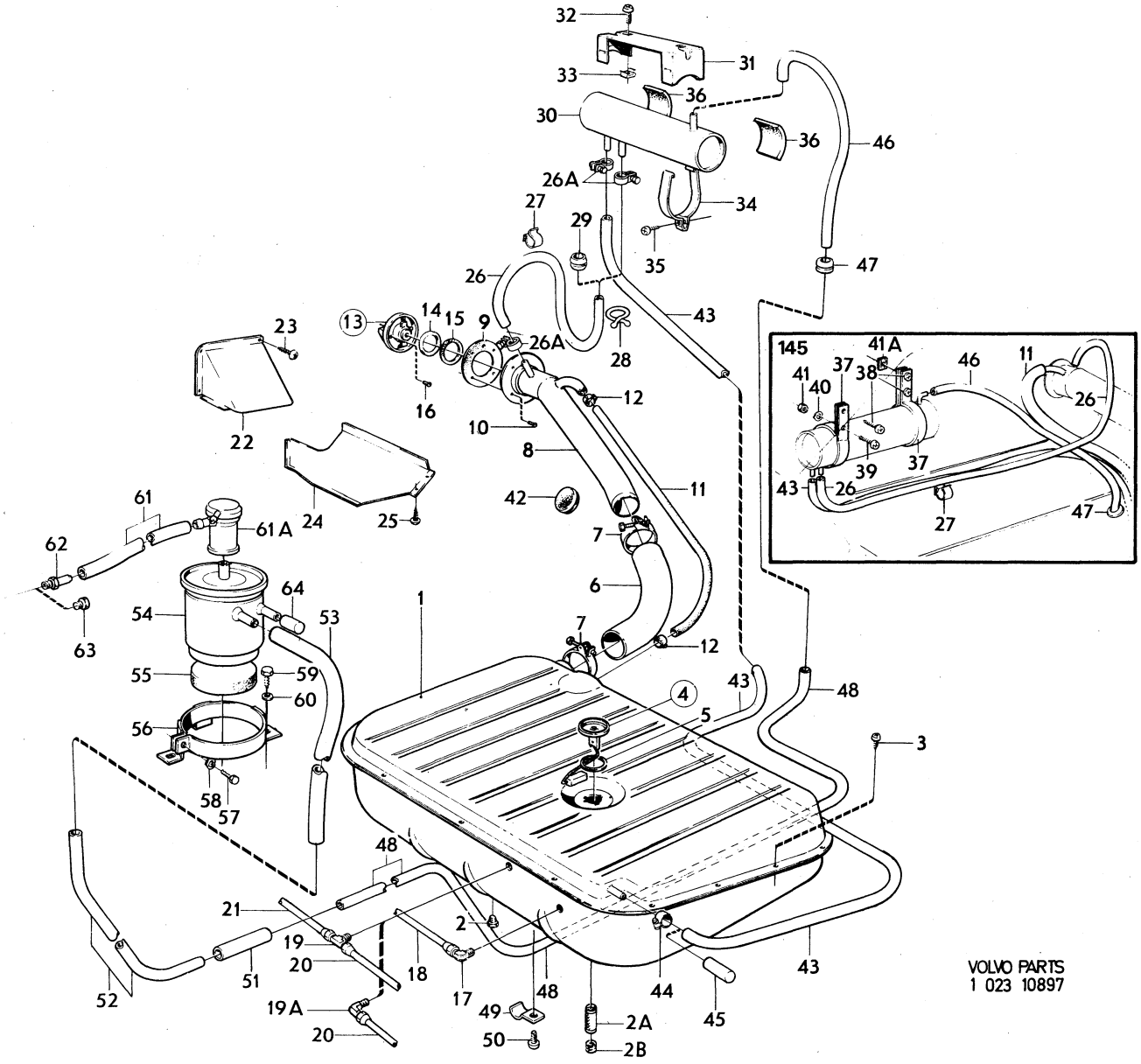

VOLVO PARTS
1 023 10897

Sida Page	Grupp Group	Förgasare	Carburetter	Illustration	0350
34	2c			9178 1979–11	

Pos. Fig.	Antal/Quantity				Artikel nr Part No	Benämning	Description	Sats Kit	B P S R	Anmärkning Notes	
1	1	–	–	–	237243-1	Förgasare	Carburetter				1010
2	1	–	–	–		•Hus	•Body		8		1020
3	1	–	–	–	237268-8	•Spjällaxel	•Spindle	S			1030
4	1	–	–	–	237272-0	•Spjällskiva	•Flap	S			1040
5	2	–	–	–	237273-8	•Skruv	•Screw	S			1050
6	1	–	–	–	237274-6	•Returfjäder	•Return spring				1060
7	1	–	–	–	237269-6	•Hävarm	•Lever				1070
8	1	–	–	–	237287-8	•Justerskruv	•Adjuster screw				1080
9	1	–	–	–	955844-6	•Låsmutter	•Lock nut				1090
10	1	–	–	–	237308-2	•Bussning	•Bushing				1100
11	1	–	–	–	237270-4	•Hävarm	•Lever				1110
12	1	–	–	–	237307-4	•Bricka	•Washer	S			1120
13	1	–	–	–	955949-3	•Låsbricka	•Lock washer	S			1130
14	1	–	–	–	237271-2	•Mutter	•Nut				1140
15	1	–	–	–	237286-0	•Stoppskruv	•Set screw				1150
16	1	–	–	–	237469-2	•Fjäder	•Spring				1160
17	1	–	–	–	237275-3	•Lock	•Cover		8		1170
18	1	–	–	–	237276-1	•Axel	•Shaft		8		1180
19	1	–	–	–		••Bricka	••Washer		8		1190
20	1	–	–	–		••Lock	••Cover		8		1200
21	1	–	–	–	237277-9	•Fjäder	•Spring				1210
22	1	–	–	–	237278-7	•Låsbricka	•Lock washer	S			1220
23	1	–	–	–	237281-1	•Returfjäder	•Return spring				1230
24	1	–	–	–	237279-5	•Hävarm	•Lever				1240
25	1	–	–	–	237280-3	•Skruv	•Screw				1250
26	1	–	–	–	237309-0	•Bricka	•Washer	S			1260
27	1	–	–	–	940155-5	•Låsbricka	•Lock washer	S			1270
28	1	–	–	–	190481-2	•Mutter	•Nut				1280
29	2	–	–	–	237282-9	•Skruv	•Screw				1290
30	1	–	–	–	237283-7	•Hållare	•Retainer				1300
x 31	1	–	–	–	1211599-4	•Låsfjäder	•Lock spring			(237284)	1310
32	1	–	–	–	237285-2	•Skruv	•Screw				1320
33	1	–	–	–	237288-6	•Pinne	•Pin		8		1330
34	1	–	–	–	237289-4	•Fjäder	•Spring				1340
35	1	–	–	–	820346-5	•Låsfjäder	•Lock spring		8		1350
36	1	–	–	–	943513-2	•Nippel	•Nipple				1360
37	1	–	–	–	237567-3	•Nålventil	•Needle valve			(237382)	1370
38	1	–	–	–	237311-6	•Bricka	•Washer	S			1380
39	1	–	–	–	237292-8	•Flottör	•Float				1390
40	1	–	–	–	237293-6	•Axel	•Shaft				1400
41	1	–	–	–	237294-4	•Packning	•Gasket	S			1410
42	1	–	–	–	237295-1	•Flottörhus	•Float housing				1420
43	4	–	–	–	237471-8	•Skruv	•Screw				1430
44	2	–	–	–	237472-6	•Skruv	•Screw				1440
45	6	–	–	–	955917-0	•Fjäderbricka	•Spring washer				1450
46	6	–	–	–	955891-7	•Bricka	•Washer				1460
47	1	–	–	–	820362-2	•Justerskruv	•Adjuster screw				1470
48	1	–	–	–	820338-2	•Gummiring	•Rubber ring	S			1480
49	1	–	–	–	237291-0	•Förskruvning	•Screw union				1490
50	1	–	–	–	820356-4	•Gummiring	•Rubber ring	S			1500
51	1	–	–	–	237290-2	•Munstycke	•Jet				1510
52	1	–	–	–	820342-4	•Fjäder	•Spring				1520
53	1	–	–	–	820360-6	•Bricka	•Washer	S			1530
54	1	–	–	–	820355-6	•Gummiring	•Rubber ring	S			1540
55	1	–	–	–	820358-0	•Bussning	•Bushing				1550
56	1	–	–	–	820359-8	•Bricka	•Washer	S			1560
57	1	–	–	–	237298-5	•Kolv	•Piston				1570
58	1	–	–	–	237252-2	•Bränslenål	•Jet needle				1580
59	1	–	–	–	820361-4	•Låsskruv	•Lock screw				1590
60	1	–	–	–	237299-3	•Membran	•Diaphragm				1600
61	1	–	–	–	237300-9	•Hållare	•Retainer				2010
62	4	–	–	–	237388-4	•Skruv	•Screw		8		2020
63	1	–	–	–	237358-7	•Returfjäder	•Return spring			(237263)	2030

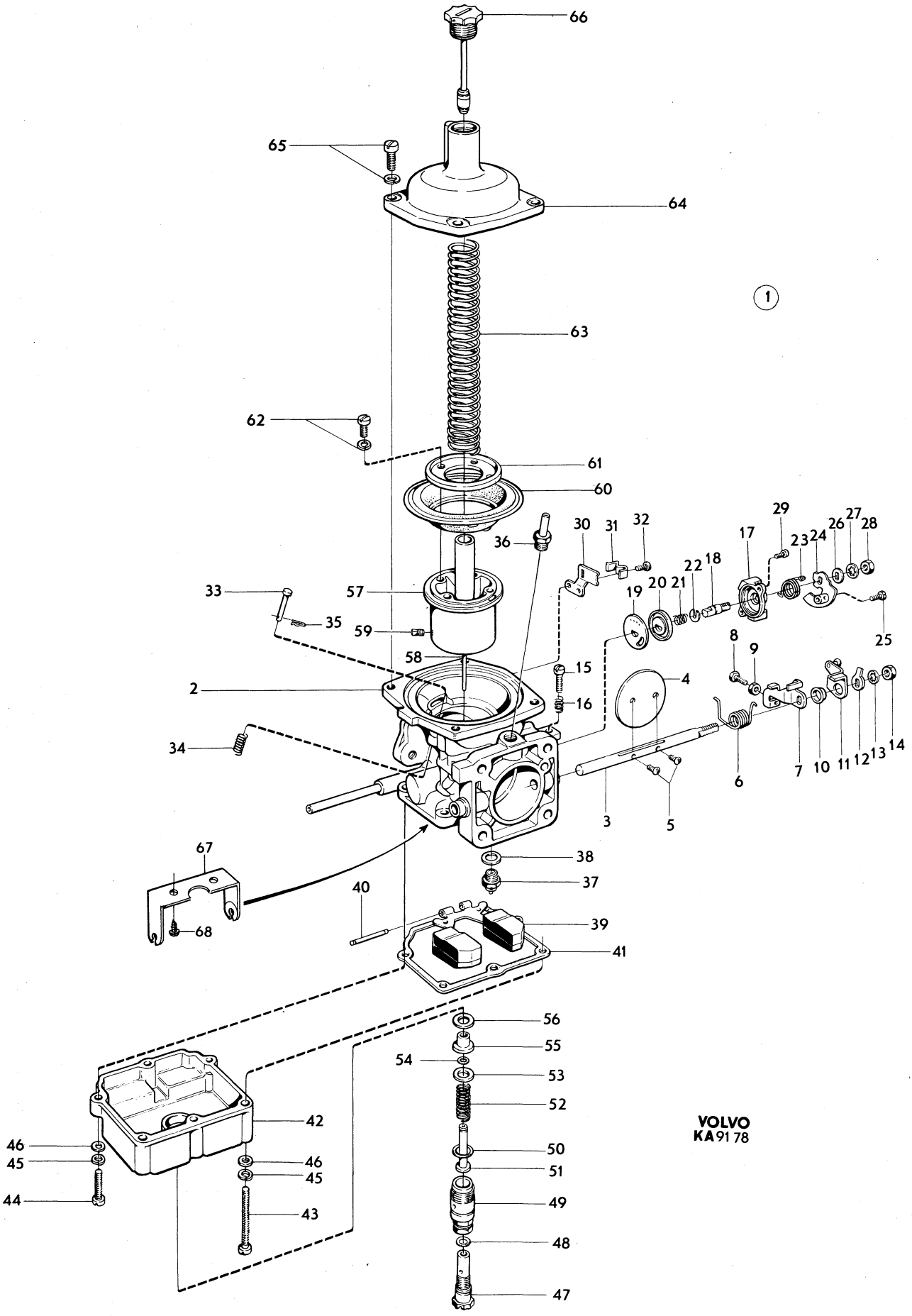
66
65
64
63
62
61
60
36
30
31
32
29
17
23
24
26
27
28
33
57
35
59
58
19
20
21
22
18
25
8
9
15
16
2
4
34
6
7
10
11
12
13
14
3
5
67
38
37
40
39
68
41
56
55
54
53
52
42
46
45
44
43
50
51
49
48
47
1
VOLVO
KA 91 78

Sida Page	Grupp Group	Förgasare	Carburetter	Illustration	0350
36	2c			9178 1979–11	

Pos. Fig.	Antal/Quantity				Artikel nr Part No	Benämning	Description	Sats Kit	B P S R	Anmärkning Notes	
64	1	–	–	–	237303-3	•Lock	•Cover				2040
65	4	–	–	–	820352-3	•Skruv	•Screw				2050
66	1	–	–	–	237347-0	•Dämpare	•Damper			(237304)	2060
67	1	–	–	–	237589-7	•Hållare	•Retainer				2070
68	1	–	–	–	237590-5	•Skruv	•Screw				2080
	1	–	–	–	275489-3	Reparationssats	Repair kit				2090
	1	–	–	–	276298-7	Gasspjällaxelsats	Throttle spindle kit				2100

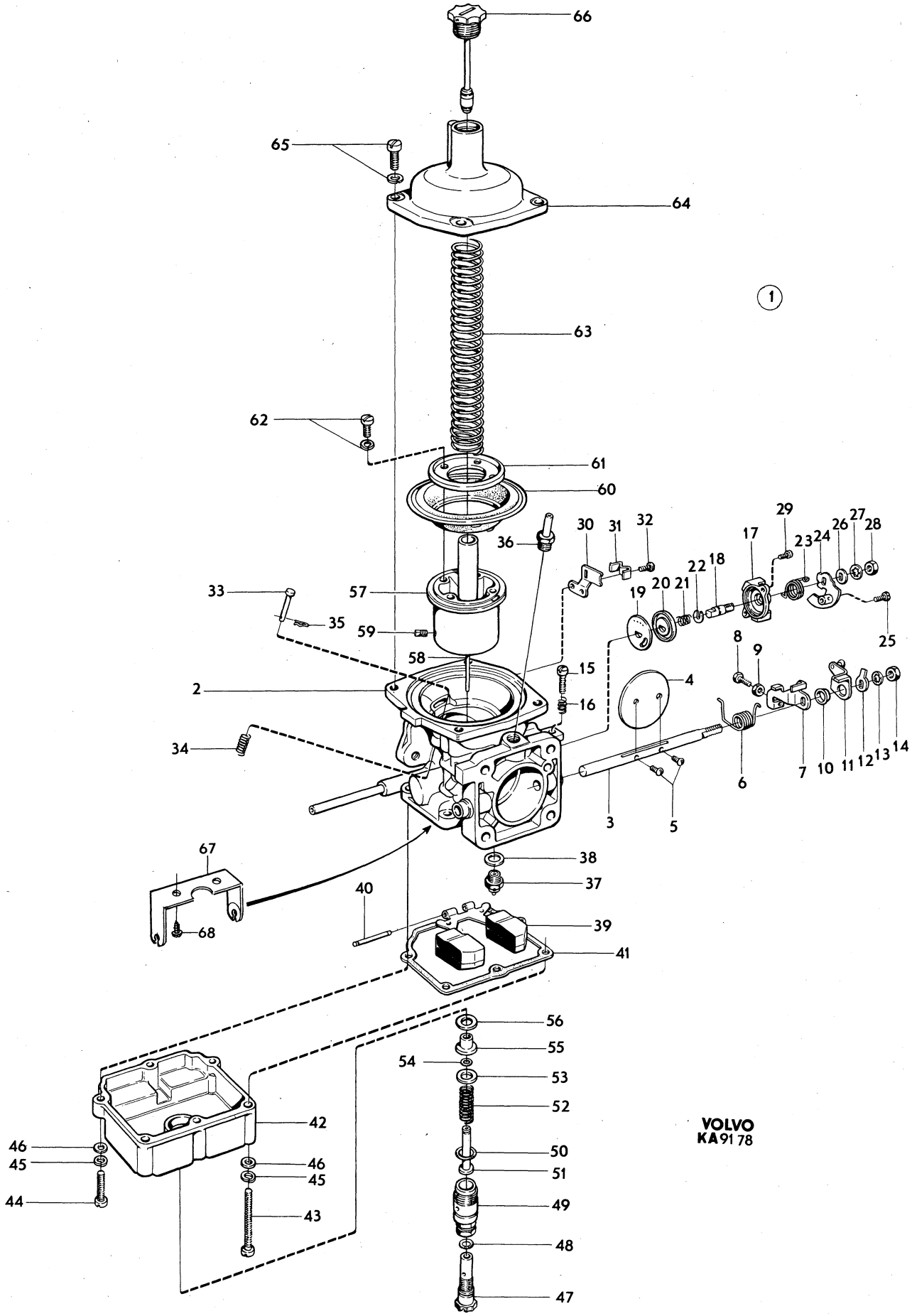
66
65
64
63
62
61
60
36
30
31
32
29
17
23
24
26
27
28
33
57
35
59
58
19
20
21
22
18
25
8
9
15
16
4
2
34
6
7
10
11
12
13
14
3
5
67
38
37
40
39
68
41
56
55
54
53
52
42
46
45
44
43
50
51
49
48
47
1
VOLVO
KA 91 78

Sida / Page	Grupp / Group	Förgasare	Carburetter	Illustration	0400
38	2c			5225 1979–11	

Pos. Fig.	Antal/Quantity 237 256	237 257	237 259	237 260	Artikel nr Part No	Benämning	Description	Sats Kit	B P S R	Anmärkning Notes	
1	1	–	–	–	237256-3	Förgasare, främre	Carburetter, forward			1) ULD	1010
	–	1	–	–	237257-1	Förgasare, bakre	Carburetter, rear			1) ULD	1020
	–	–	1	–	237259-7	Förgasare, främre	Carburetter, forward		8	1) MLD	1030
	–	–	–	1	237260-5	Förgasare, bakre	Carburetter, rear		8	1) MLD	1040
2	1	–	1	–	237305-8	•Hus	•Barrel		8		1050
	–	1	–	1	237306-6	•Hus	•Barrel				1060
3	1	1	1	1	237168-0	••Hylsa	••Sleeve				1070
4	–	1	–	1	237104-5	••Rör	••Tube				1080
5	1	1	1	1	237184-7	••Kil	••Key				1090
6	1	1	1	1	237185-4	••Skruv	••Screw				1100
7	1	1	1	1	237140-9	•Pinne	•Pin				110
8	1	1	1	1	237141-7	•Fjäder	•Spring				1120
9	1	1	1	1	237142-5	•Gummibricka	•Rubber washer	S			1130
10	1	1	1	1	237143-3	•Bricka	•Washer	S			1140
x 11	1	1	1	1	237618-4	•Låsbricka	•Lock washer	S		(237043)	1150
12	1	1	1	1	237085-6	•Justerskruv	•Adjuster screw				1160
13	1	1	1	1	71856-9	•Fjäder	•Spring				170
14	1	1	1	1	237178-9	•Klammer	•Clamp			2)	180
15	1	1	1	1	237170-6	••Skruv	••Screw				1190
16	1	1	1	1	237522-8	••Mutter	••Nut				1200
17	1	1	1	1	120006-2	••Bricka	••Washer				1210
18	1	1	1	1	237074-0	•Vakuumkammare	•Vacuum chamber				1220
	1	1	1	1		••Kolv	••Piston		8		1230
19	1	1	1	1	237105-2	••Låsskruv	••Lock screw	S			1240
20	1	1	1	1	71816-3	•Fjäder	•Spring				1250
21	1	1	1	1	237144-1	•Dämpare	•Damper				1260
22	1	1	1	1	190349-1	•Packning	•Gasket	S			1270
23	3	3	3	3	237084-9	•Skruv	•Screw				1280
24	1	1	–	–	237248-0	•Bränsleregleringsnål	•Jet needle			1) MÄRKT KD	1290
	–	–	1	1	237255-5	•Bränsleregleringsnål	•Jet needle			1) MÄRKT KF	1300
25	1	–	1	–	237186-2	•Munstycke	•Jet				1310
	–	1	–	1	237187-0	•Munstycke	•Jet				1320
26	1	1	1	1	237191-2	••Skyddsfjäder	••Protector spring				1330
27	1	1	1	1	237190-4	••Mutter	••Nut		8		1340
28	1	1	1	1	237189-6	••Bricka	••Washer	S			1350
29	1	1	1	1	237188-8	••Gummibricka	••Rubber washer	S			1360
30	1	1	1	1	237080-7	•Bussning	•Bushing				1370
31	1	1	1	1	237081-5	•Bricka	•Washer	S			80
32	1	1	1	1	237083-1	•Förskruvning	•Screw union				390
33	1	1	1	1	71823-9	•Fjäder	•Spring				1400
34	1	1	1	1	237082-3	•Justerskruv	•Adjuster screw				1410
35	1	1	1	1	237086-4	•Flottörhus	•Float chamber				1420
36	1	–	1	–	237087-2	•Hållare	•Retainer				1430
	–	1	–	1	237088-0	•Hållare	•Retainer		8		1440
37	1	1	1	1	955516-0	•Skruv	•Screw				450
38	1	1	1	1	955893-3	•Bricka	•Washer				1460
39	1	1	1	1	955920-4	•Fjäderbricka	•Spring washer				1470
40	1	–	1	–	237214-2	•Lock	•Cover				1480
	–	1	–	1	237215-9	•Lock	•Cover				1490
41	1	1	1	1	237131-8	••Dammskydd	••Dust cover	S			1500
42	1	1	1	1	237106-0	•Packning	•Gasket	S			1510
43	3	3	3	3	14185-3	•Skruv	•Screw				1520
44	3	3	3	3	955918-8	•Fjäderbricka	•Spring washer	S			1530
45	1	1	1	1	237569-9	•Nålventil med säte	•Needle valve and seat	S			1540

1. Beakta att främre och bakre förgasare skall vara försedda med samma bensinregleringsnål. Both forward and rear carburetters shall befitted with jet needles of the same type. Contrôler que les carburéteurs avant et arrière sont bien équipées de la même aiguille de réglage d'essance. Beachten, dass sowohl der vordere als auch der hintere Vergaser mit der gleichen Kraftstoffnadel versehen sein müssen. Tange presente que ambos carburadores deben estar provistos de identicos agujas reguladores de combustible.
2. Ingår ej i kompl förgasare. Not included in cpl carburetter. Ne fait pas partie du carburateur complet. Gehört nicht zum kpl. Vergaser. No forma parte del carburador completo.

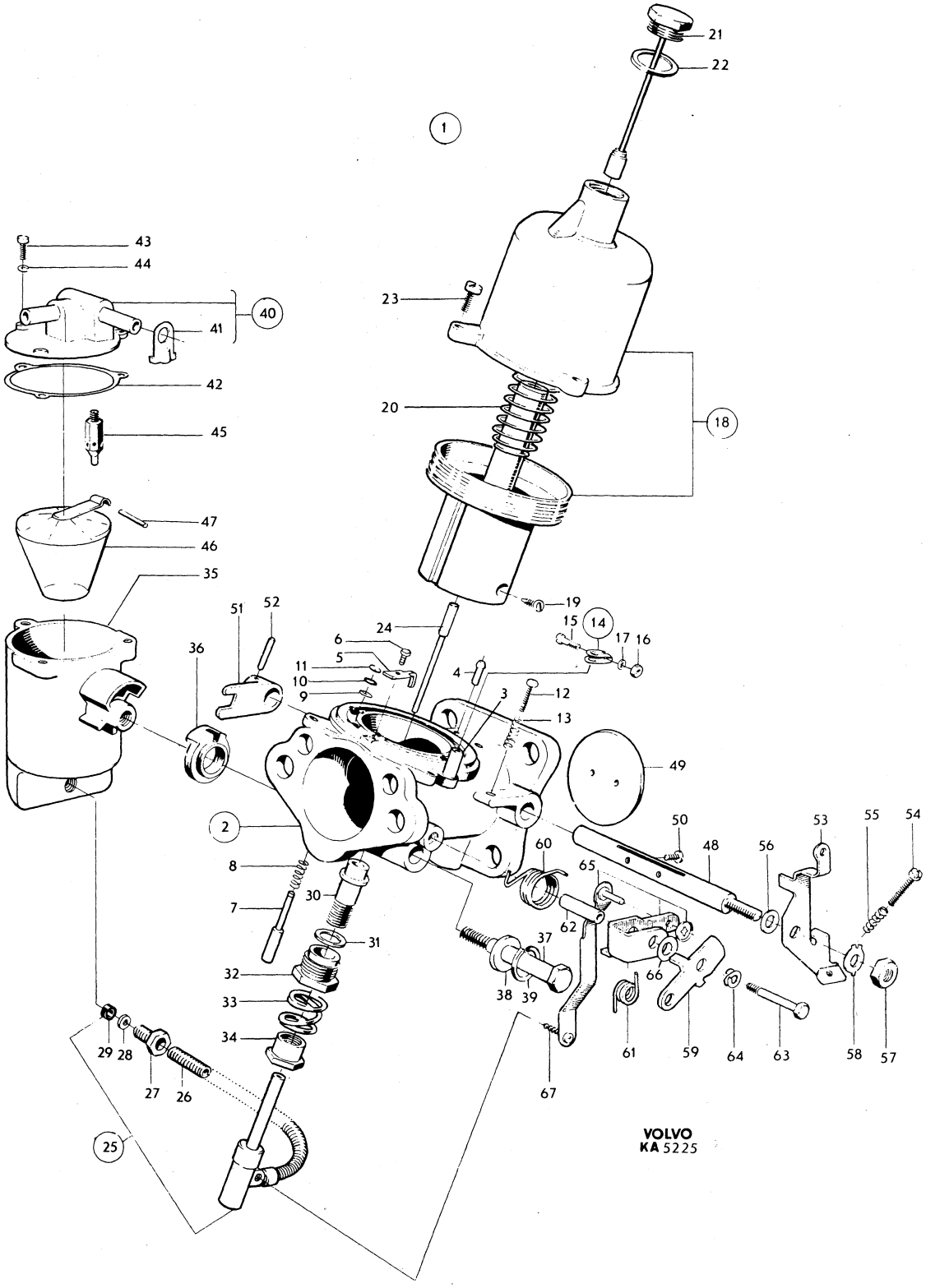
1
2
18
21
22
23
20
19
24
6
5
11
10
9
4
3
12
13
15
14
17
16
49
50
48
53
55
54
56
60
65
62
66
37
38
39
61
59
64
63
58
57
67
43
44
40
41
42
45
47
46
35
51
52
36
8
7
30
31
32
33
34
29
28
27
26
25
VOLVO
KA 5225

Sida Page	Grupp Group	Förgasare	Carburetter	Illustration	0400
40	2c			5225 1979–11	

	Pos. Fig.	Antal/Quantity 237 256	237 257	237 259	237 260	Artikel nr Part No	Benämning	Description	Sats Kit	B P S R	Anmärkning Notes	
	46	1	1	1	1	237457-7	•Flottör	•Float				1550
	47	1	1	1	1	131016-8	•Pinne	•Pin	S			1560
	48	1	1	1	1	237094-8	•Gasspjällaxel	•Throttle spindle	S			1570
	49	1	1	1	1	237109-4	•Gasspjällskiva	•Throttle flap	S			1580
x	50	2	2	2	2	943781-5	•Skruv	•Screw	S		(71849)	1590
	51	1	1	1	1	237098-9	•Hävarm	•Lever				1600
	52	1	1	1	1	907174-7	•Låspinne	•Lock pin	S			2010
	53	1	–	1	–	237110-2	•Hävarm	•Lever				2020
		–	1	–	1	237111-0	•Hävarm	•Lever				2030
	54	1	1	1	1	237085-6	•Justerskruv	•Adjuster screw				2040
	55	1	1	1	1	71856-9	•Fjäder	•Spring				0
	56	1	1	1	1	237179-7	•Bricka	•Washer				2060
	57	1	1	1	1	19873-9	•Mutter	•Nut				2070
	58	1	1	1	1	943780-7	•Låsbricka	•Lock washer	S			2080
	59	1	–	1	–	237118-5	•Hävarm	•Lever		8		2090
		–	1	–	1	237117-7	•Hävarm	•Lever		8		2100
	60	1	–	1	–	237119-3	•Fjäder,inre	•Spring, inner				10
		–	1	–	1	237120-1	•Fjäder,inre	•Spring, inner				120
	61	1	–	1	–	237121-9	•Fjäder,yttre	•Spring, outer				2130
		–	1	–	1	237122-7	•Fjäder,yttre	•Spring, outer				2140
	62	1	1	1	1	237123-5	•Hylsa	•Sleeve				2150
	63	1	1	1	1	237124-3	•Skruv	•Screw		8		2160
	64	1	1	1	1	237125-0	•Bricka	•Washer		8		2170
	65	1	–	1	–	237096-3	•Länk	•Link				2180
		–	1	–	1	237097-1	•Länk	•Link		8		2190
	66	2	2	2	2	237116-9	•Bricka	•Washer		8		2200
	67	1	1	1	1	955123-5	•Skruv	•Screw				2210
		–	–	–	–	276278-9	Reparationssats	Repair kit			27)	2220
		–	–	–	–	276292-0	Gasspjällaxelsats	Throttle spindle kit			27)	2230

27. Sats för 2 förgasare. Kit for 2 carburetters. Jeu pour 2 carburateurs. Satz für 2 Vergaser. Juego para 2 carburadores.

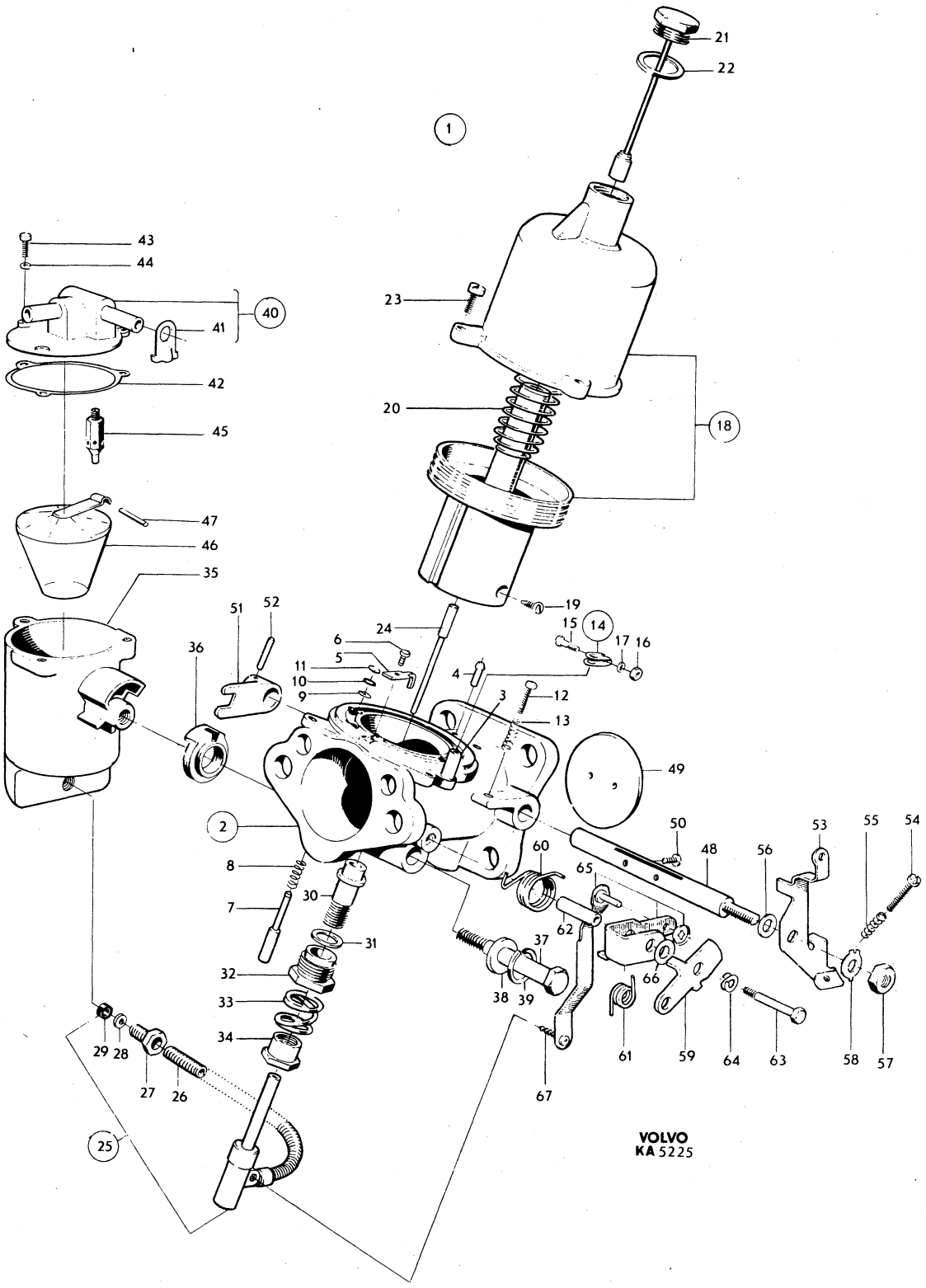
1
2
3
4
5
6
7
8
9
10
11
12
13
14
15
16
17
18
19
20
21
22
23
24
25
26
27
28
29
30
31
32
33
34
35
36
37
38
39
40
41
42
43
44
45
46
47
48
49
50
51
52
53
54
55
56
57
58
59
60
61
62
63
64
65
66
67
VOLVO
KA 5225

Sida / Page	Grupp / Group	Förgasare	Carburetter	Illustration	0450
42	2c			6707 1979–11	

Pos. / Fig.	Antal/Quantity 237 313	237 314			Artikel nr / Part No	Benämning	Description	Sats / Kit	B P S R	Anmärkning / Notes	
1	1	–	–	–	237313-2	Förgasare, främre	Carburetter, forward				1010
	–	1	–	–	237314-0	Förgasare, bakre	Carburetter, rear				1020
2	1	–	–	–		•Hus	•Barrel		8		1030
	–	1	–	–		•Hus	•Barrel		8		1040
3	1	1	–	–	237184-7	••Kil	••Key				1050
4	1	1	–	–	237185-4	••Skruv	••Screw				1060
5	1	1	–	–	237140-9	•Pinne	•Pin				1070
6	1	1	–	–	237141-7	•Fjäder	•Spring				1080
7	1	1	–	–	237142-5	•Gummibricka	•Rubber washer	S			1090
8	1	1	–	–	237143-3	•Bricka	•Washer	S			1100
x 9	1	1	–	–	237618-4	•Låsbricka	•Lock washer	S		(237043)	10
10	1	1	–	–	237324-9	•Justerskruv	•Adjuster screw				1120
11	1	1	–	–	237325-6	•Vakuumkammare med kolv	•Vacuum chamber with piston		8		1130 1140
12	1	1	–	–	237105-2	••Låsskruv	••Lock screw	S			1150
13	1	1	–	–	71816-3	•Fjäder	•Spring				1160
14	1	1	–	–	237341-3	•Dämpare	•Damper				70
15	1	1	–	–	190349-1	•Packning	•Gasket	S			1180
16	1	1	–	–	237315-7	•Bränsleregleringsnål	•Jet needle				1190
17	3	3	–	–	237084-9	•Skruv	•Screw				1200
18	1	–	–	–	237186-2	•Munstycke	•Jet			(237326)	1210
	–	1	–	–	237187-0	•Munstycke	•Jet			(237327)	1220
19	1	1	–	–	237191-2	••Skyddsfjäder	••Protector spring				1230
20	1	1	–	–	237190-4	••Mutter	••Nut		8		1240
21	1	1	–	–	237189-6	••Bricka	••Washer	S			1250
22	1	1	–	–	237188-8	••Gummibricka	••Rubber washer	S			1260
23	1	1	–	–	237423-9	•Bussning	•Bushing			(237328)	1270
24	1	1	–	–	237329-8	•Bricka	•Washer	S	8		1280
25	1	1	–	–	237083-1	•Förskruvning	•Screw union				1290
26	1	1	–	–	71823-9	•Fjäder	•Spring				1300
27	1	1	–	–	237330-6	•Mutter	•Nut				1310
28	1	1	–	–	237086-4	•Flottörhus	•Float chamber				1320
29	1	–	–	–	237087-2	•Hållare	•Retainer				1330
	–	1	–	–	237088-0	•Hållare	•Retainer		8		1340
30	1	1	–	–	955516-0	•Skruv	•Screw				1350
31	1	1	–	–	955893-3	•Bricka	•Washer				1360
32	1	1	–	–	955920-4	•Fjäderbricka	•Spring washer				1370
33	1	–	–	–	237214-2	•Lock	•Cover				80
	–	1	–	–	237215-9	•Lock	•Cover				1390
34	1	1	–	–	237131-8	••Dammskydd	••Dust cover	S			1400
35	1	1	–	–	237569-9	•Nålventil med säte	•Needle valve and seat	S			1410
36	1	1	–	–	237106-0	•Packning	•Gasket	S			1420
37	3	3	–	–	14185-3	•Skruv	•Screw				1430
38	3	3	–	–	955918-8	•Fjäderbricka	•Spring washer	S			40
39	1	1	–	–	237457-7	•Flottör	•Float				1450
40	1	1	–	–	131016-8	•Pinne	•Pin	S			1460
41	1	1	–	–	237094-8	•Gasspjällaxel	•Throttle spindle				1470
42	1	1	–	–	237331-4	•Gasspjällskiva	•Throttle flap				1480
x 43	2	2	–	–	943781-5	•Skruv	•Screw			(71849)	1490
44	1	1	–	–	237098-9	•Hävarm	•Lever				1500
45	1	1	–	–	907174-7	•Låspinne	•Lock pin	S			1510
46	1	–	–	–	237332-2	•Hävarm	•Lever				1520
	–	1	–	–	237333-0	•Hävarm	•Lever				1530
47	1	1	–	–	237356-1	•Justerskruv	•Adjuster screw				1540
48	1	1	–	–	237357-9	•Fjäder	•Spring				1550
49	1	1	–	–	237179-7	•Distansbricka	•Spacing washer				1560
50	1	1	–	–	237335-5	•Mutter	•Nut				1570
51	1	1	–	–	943780-7	•Låsbricka	•Lock washer	S			1580
52	1	–	–	–	237336-3	•Returfjäder	•Return spring				1590
	–	1	–	–	237337-1	•Returfjäder	•Return spring				1600
53	1	–	–	–	237338-9	•Hävarm	•Lever		8		2010
	–	1	–	–	237339-7	•Hävarm	•Lever		8		2020
54	1	–	–	–	237119-3	•Fjäder,inre	•Spring,inner				2030

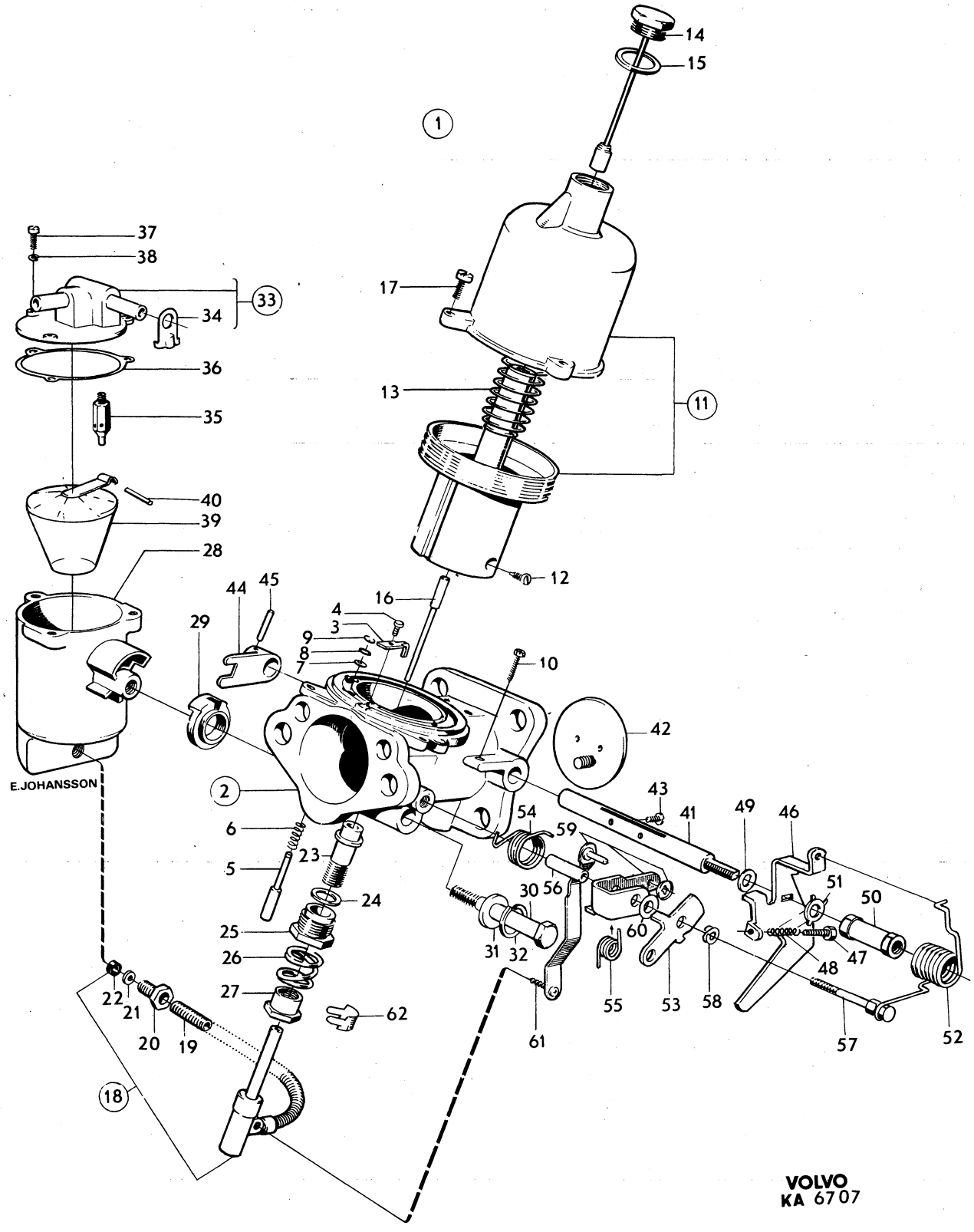

1
2
3
4
5
6
7
8
9
10
11
12
13
14
15
16
17
18
19
20
21
22
23
24
25
26
27
28
29
30
31
32
33
34
35
36
37
38
39
40
41
42
43
44
45
46
47
48
49
50
51
52
53
54
55
56
57
58
59
60
61
62
E.JOHANSSON
VOLVO
KA 6707

Sida Page	Grupp Group	Förgasare	Carburetter	Illustration	0450
44	2c			6707 1979–11	

Pos. Fig.	Antal/Quantity 237 313	237 314			Artikel nr Part No	Benämning	Description	Sats Kit	B P S R	Anmärkning Notes	
	–	1	–	–	237120-1	•Fjäder,inre	•Spring,inner				2040
55	1	–	–	–	237121-9	•Fjäder,yttre	•Spring,outer				2050
	–	1	–	–	237122-7	•Fjäder,yttre	•Spring,outer				2060
56	1	1	–	–	237123-5	•Hylsa	•Sleeve				2070
57	1	1	–	–	237340-5	•Skruv	•Screw				2080
58	1	1	–	–	237125-0	•Fjädrande bricka	•Resilient washer		8		2090
59	1	–	–	–	237096-3	•Länk	•Link				2100
	–	1	–	–	237097-1	•Länk	•Link		8		2110
60	2	2	–	–	237116-9	•Bricka	. Washer		8		2120
61	1	1	–	–	955123-5	•Skruv	•Screw				2130
62	1	1	–	–	419065-8	Låshylsa	Lock sleeve			142 USA, CAN CH 25197–.	2140
										144 USA, CAN CH 66861–.	2150
										145 USA, CAN CH 1485–.	2160
	–	–	–	–	276278-9	Reparationssats	Repair kit			27)	2170

27. Sats för 2 förgasare. Kit for 2 carburetters. Jeu pour 2 carburateurs. Satz für 2 Vergaser. Juego para 2 carburadores.

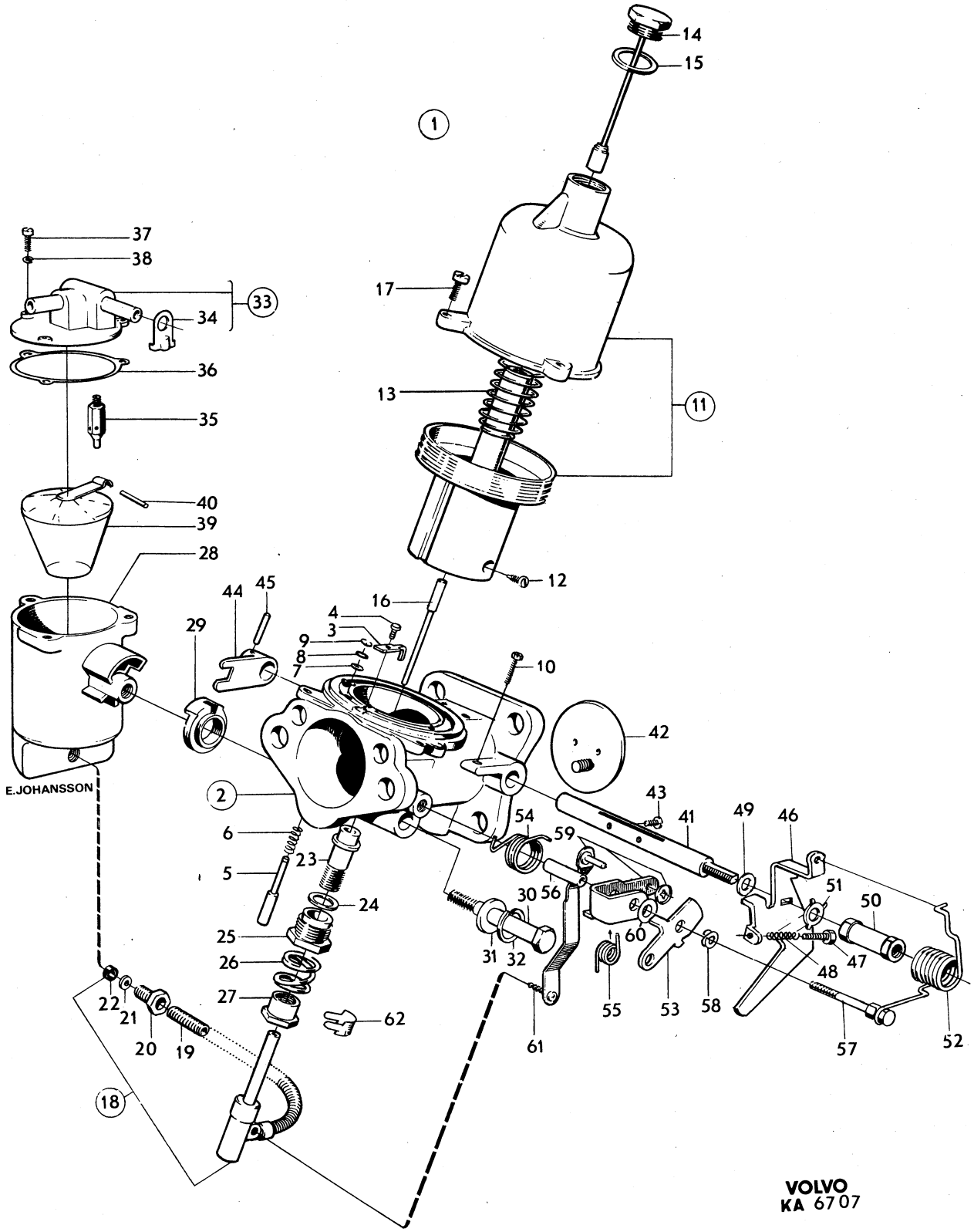

1
2
3
4
5
6
7
8
9
10
11
12
13
14
15
16
17
18
19
20
21
22
23
24
25
26
27
28
29
30
31
32
33
34
35
36
37
38
39
40
41
42
43
44
45
46
47
48
49
50
51
52
53
54
55
56
57
58
59
60
61
62
E.JOHANSSON
VOLVO
KA 6707

Sida / Page	Grupp / Group	Förgasare	Carburetter	Illustration	0500
46	2c			9179 1979–11	

Pos. / Fig.	Antal/Quantity				Artikel nr / Part No	Benämning	Description	Sats / Kit	B P S R	Anmärkning / Notes	
1	1	–	–	–	237451-0	Förgasare	Carburetter				1010
2	1	–	–	–		•Hus	•Barrel		8		1020
3	1	–	–	–	237184-7	••Kil	••Key				1030
4	1	–	–	–	237185-4	••Skruv	••Screw				1040
5	1	–	–	–	237140-9	•Pinne	•Pin				1050
6	1	–	–	–	237141-7	•Fjäder	•Spring				1060
7	1	–	–	–	237142-5	•Gummibricka	•Rubber washer	S			1070
8	1	–	–	–	237143-3	•Bricka	•Washer	S			1080
x 9	1	–	–	–	237618-4	•Låsbricka	•Lock washer	S		(237043)	1090
10	1	–	–	–	237324-9	•Justerskruv	•Adjuster screw				1100
11	1	–	–	–	237404-9	•Vakuumkammare	•Vacuum chamber				1110
12	1	–	–	–		••Kolv	••Piston		8		1120
13	1	–	–	–	237422-1	••Skruv	••Screw	S	8		1130
14	1	–	–	–	237475-9	•Fjäder	•Spring				1140
15	1	–	–	–	237341-3	•Dämpare	•Damper				1150
16	1	–	–	–	190349-1	•Packning	•Gasket	S			1160
17	1	–	–	–	237452-8	•Bensinregleringsnål	•Jet needle				1170
18	1	–	–	–	237405-6	•Fjäder	•Spring				1180
19	1	–	–	–	237406-4	•Styrning	•Guide				1190
20	3	–	–	–	237084-9	•Skruv	•Screw				1200
21	1	–	–	–	237187-0	•Munstycke	•Jet			(237327)	1210
22	1	–	–	–	237191-2	••Skyddsfjäder	••Spring				1220
23	1	–	–	–	237190-4	••Mutter	••Nut		8		1230
24	1	–	–	–	237189-6	••Bricka	••Washer	S			1240
25	1	–	–	–	237188-8	••Gummibricka	••Rubber washer	S			1250
26	1	–	–	–	237423-9	•Bussning	•Bushing				1260
27	1	–	–	–	237083-1	•Förskruvning	•Screw union				1270
28	1	–	–	–	71823-9	•Fjäder	•Spring				1280
29	1	–	–	–	237330-6	•Mutter	•Nut				1290
30	1	–	–	–	237086-4	•Flottörhus	•Float chamber				1300
31	1	–	–	–	237088-0	•Hållare	•Retainer		8		1310
32	1	–	–	–	955516-0	•Skruv	•Screw				1320
33	1	–	–	–	955893-3	•Bricka	•Washer				1330
34	1	–	–	–	955920-4	•Fjäderbricka	•Spring washer				1340
35	1	–	–	–	237456-9	•Lock	•Lid				1350
36	1	–	–	–	237106-0	•Packning	•Gasket	S			1360
37	3	–	–	–	14185-3	•Skruv	•Screw				1370
38	3	–	–	–	955918-8	•Fjäderbricka	•Spring washer	S			1380
39	1	–	–	–	237569-9	•Nålventil med säte	•Needle and seat	S			1390
40	1	–	–	–	237457-7	•Flottör	•Float				1400
41	1	–	–	–	131016-8	•Pinne	•Pin	S			1410
42	1	–	–	–	237458-5	•Gasspjällaxel	•Throttle spindle				1420
43	1	–	–	–	237459-3	•Gasspjällskiva	•Throttle disc				1430
x 44	2	–	–	–	943781-5	•Skruv	•Screw			(71849)	1440
45	1	–	–	–	237179-7	•Bricka	•Washer			(237460)	1450
46	1	–	–	–	237461-9	•Hävarm	•Lever				1460
47	1	–	–	–	237356-1	•Justerskruv	•Adjuster screw				1470
48	1	–	–	–	237357-9	•Fjäder	•Spring				1480
49	1	–	–	–	237462-7	•Distanshylsa	•Distance tube				1490
50	1	–	–	–	237463-5	•Returfjäder	•Return spring				1500
51	1	–	–	–	237464-3	•Hävarm	•Lever				1510
52	1	–	–	–	237466-8	•Hävarm	•Lever				1520
53	1	–	–	–	237465-0	•Bussning	•Bushing				1530
54	1	–	–	–	237467-6	•Låsbricka	•Tab washer	S			1540
55	1	–	–	–	237468-4	•Mutter	•Nut				1550
56	1	–	–	–	237415-5	•Länk med inre hävarm	•Lever and link assy				1560
57	1	–	–	–	955123-5	•Skruv	•Screw				1570
58	1	–	–	–	237410-6	•Fjäder,yttre	•Spring, outer		8		1580
59	1	–	–	–	237411-4	•Hylsa,yttre	•Sleeve, outer		8		1590
60	1	–	–	–	237123-5	•Hylsa,inre	•Sleeve,inner				1600
61	1	–	–	–	237120-1	•Fjäder,inre	•Spring,inner				2010
62	1	–	–	–	237340-5	•Skruv	•Screw				2020
63	1	–	–	–	237412-2	•Bricka	•Washer		8		2030

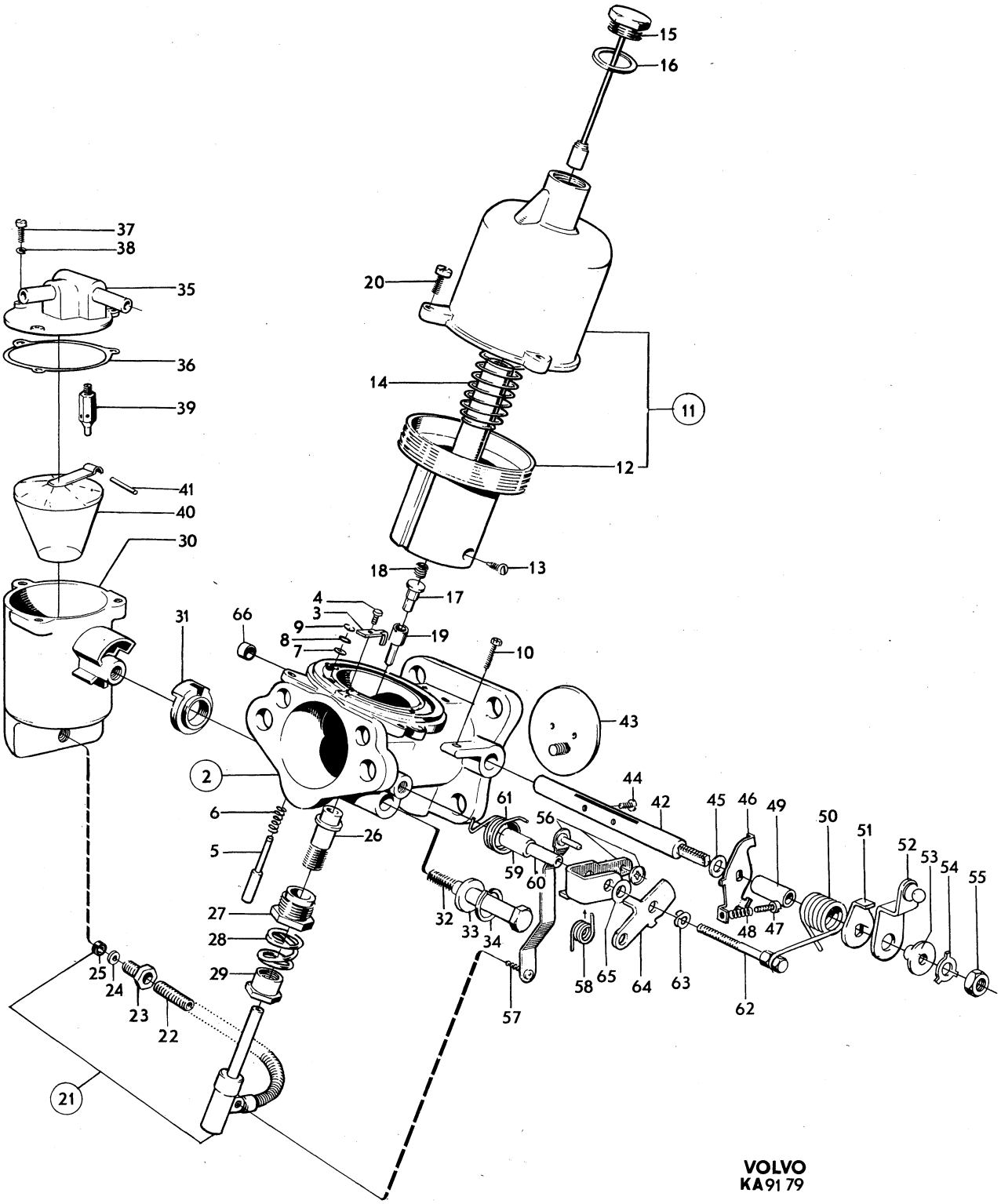

VOLVO
KA91 79

Sida Page	Grupp Group	Förgasare	Carburetter	Illustration	0500
48	2c			9179 1979–11	

Pos. Fig.	Antal/Quantity				Artikel nr Part No	Benämning	Description	Sats Kit	B P S R	Anmärkning Notes	
64	1	–	–	–	237476-7	•Hävarm,yttre	•Lever, outer		8		2040
65	1	–	–	–	237413-0	•Distansbricka	•Spacer washer		8		2050
66	1	–	–	–	237591-3	•Skyddshuv	•Protection case				2060
	1	–	–	–	276297-9	Reparationssats	Repair kit				2070

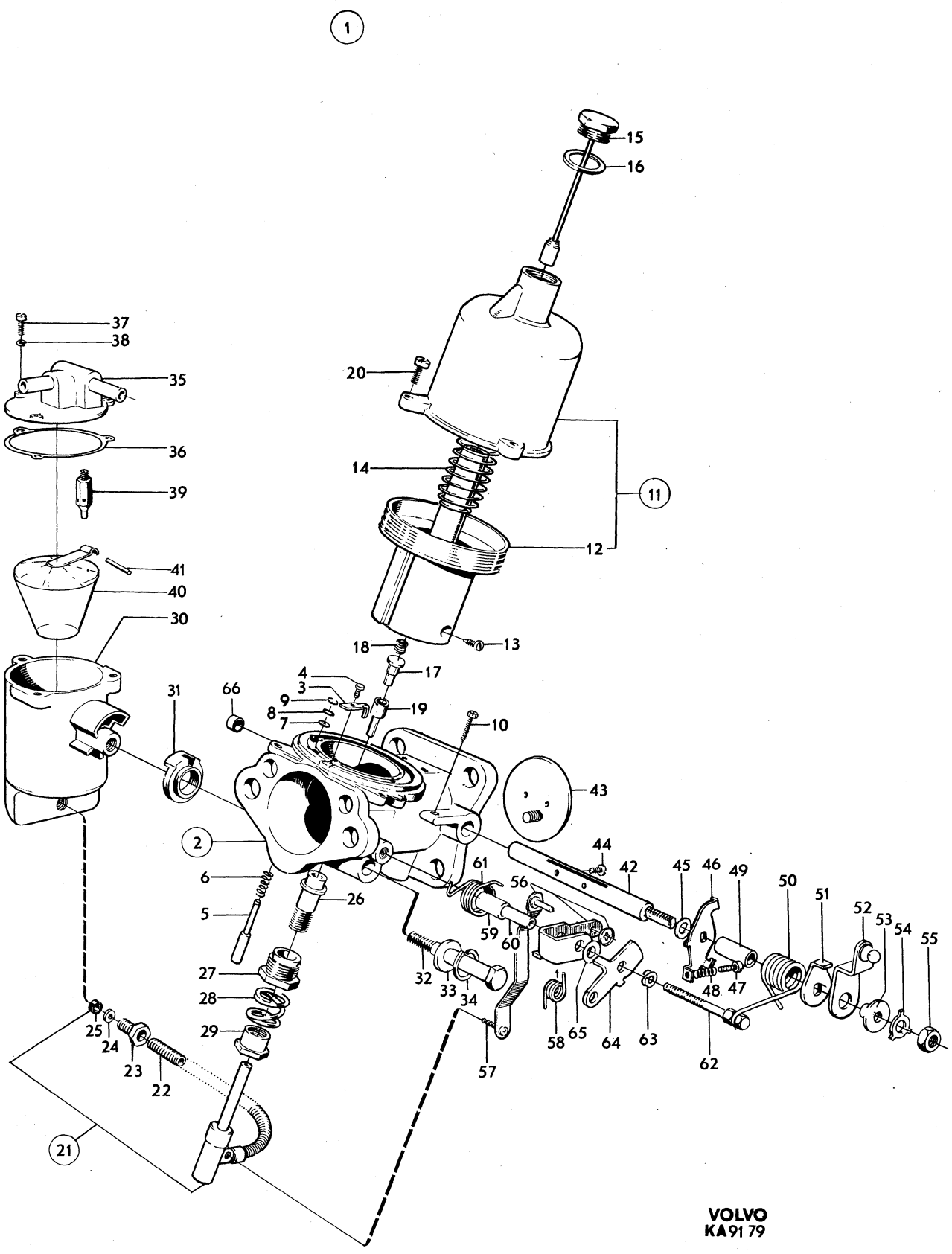

VOLVO
KA 91 79

Sida / Page	Grupp / Group	Förgasare / Carburetter	Illustration	0550
50	2c		9734 1979–11	

Pos. / Fig.	Antal/Quantity 237 345	Antal/Quantity 237 436			Artikel nr / Part No	Benämning	Description	Sats / Kit	B P S R	Anmärkning / Notes	
1	1	–	–	–	237345-4	Förgasare	Carburetter		8	ERS AV 237666–3	1010
	–	1	–	–	237346-2	Förgasare	Carburetter		8	ERS AV 237666–3	1020
2	1	1	–	–		•Hus	•Body		8		1030
3	1	1	–	–	237395-9	•Spjällaxel	•Spindle	S			1040
4	1	1	–	–	237272-0	•Spjällskiva	•Flap	S		(237369)	1050
5	2	2	–	–	71693-6	•Skruv	•Screw	S			1060
6	1	1	–	–	237416-3	•Tätning	•Seal				1070
7	1	1	–	–	237368-6	•Returfjäder	•Return spring				1080
8	1	1	–	–	237396-7	•Hävarm	•Lever				1090
9	1	1	–	–	237308-2	•Bussning	•Bushing				1100
10	1	1	–	–	237363-7	•Hävarm	•Lever				1110
11	1	1	–	–	237366-0	•Bricka	•Washer	S			1120
12	1	1	–	–	955949-3	•Låsbricka	•Lock washer	S			1130
13	1	1	–	–	237271-2	•Mutter	•Nut				1140
14	1	1	–	–	237287-8	•Justerskruv	•Adjuster screw				1150
15	1	1	–	–	955844-6	•Mutter	•Nut				1160
16	1	1	–	–	237286-0	•Stoppskruv	•Set screw				1170
17	1	–	–	–	237469-2	•Fjäder	•Spring				1180
	–	1	–	–	237469-2	•Fjäder	•Spring				1190
18	1	1	–	–	237420-5	•Kallstart	•Starter				1200
19	1	1	–	–	237371-0	••Lock	••Cover				1210
20	1	1	–	–		••Axel	••Spindle		8		1220
21	1	1	–	–	237278-7	••Låsbricka	••Lock washer	S			1230
22	1	1	–	–	237277-9	••Fjäder	••Spring				1240
23	1	1	–	–		••Bricka	••Washer		8		1250
24	1	1	–	–		••Lock	••Cover		8		1260
25	1	1	–	–	237281-1	••Returfjäder	••Return spring				1270
26	1	1	–	–	237373-6	••Hävarm	••Lever				1280
27	1	1	–	–	237280-3	•••Skruv	•••Screw				1290
28	1	1	–	–	237309-0	••Bricka	••Washer	S			1300
29	1	1	–	–	940155-5	••Låsbricka	••Lock washer	S			1310
30	1	1	–	–	190481-2	••Mutter	••Nut				1320
31	2	2	–	–	237282-9	•Skruv	•Screw				1330
32	2	2	–	–	237394-2	•Låsbricka	•Lock washer	S			1340
33	1	1	–	–	237283-7	•Hållare	•Retainer				1350
x 34	1	1	–	–	1211599-4	••Låsfjäder	••Lock spring			(237284)	1360
35	1	1	–	–	237285-2	•Skruv	•Screw				1370
36	1	1	–	–	237470-0	•Temperaturkompensator	•Temperature compensator				1375 1380
36a	1	1	–	–	237573-1	••Lock	••Cover				1380
36b	2	2	–	–	237574-9	••Skruv	••Screw				1390
37	1	1	–	–	237378-5	•Gummiring	•Rubber ring	S			1400
38	1	1	–	–	237379-3	•Gummibricka	•Rubber washer	S			1410
39	2	2	–	–	955946-9	•Låsbricka	•Lock washer	S			1420
40	2	2	–	–	71717-3	•Skruv	•Screw				14
41	1	1	–	–	237380-1	•Justerskruv	•Adjuster screw				1440
42	1	1	–	–	237381-9	•Fjäder	•Spring				1450
43	1	1	–	–	237567-3	•Nålventil	•Needle valve			(237382)	1460
44	1	1	–	–	237311-6	•Bricka	•Washer	S			1470
45	1	1	–	–	237292-8	•Flottör	•Float				1480
46	1	1	–	–	237293-6	•Axel	•Shaft				1490
47	1	1	–	–	237295-1	•Flottörhus	•Float chamber				1500
48	1	1	–	–	237294-4	•Packning	•Gasket	S			1510
49	4	–	–	–	237471-8	•Skruv	•Screw			L 36	1520
	–	4	–	–	237471-8	•Skruv	•Screw			L 36	1530
50	2	2	–	–	237472-6	•Skruv	•Screw			L 22.(237297)	1540
51	6	6	–	–	955891-7	•Bricka	•Washer				1550
52	6	6	–	–	955917-0	•Fjäderbricka	•Spring washer				1560
53	1	1	–	–	237383-5	•Propp	•Plug		8	ERS AV 1ST 237616–8, 1ST 820356–4.	1570 1571
54	1	1	–	–	820356-4	••O–ring	••O–ring	S			1580
55	1	1	–	–	237384-3	•Kolv	•Piston				1590
x 56	1	1	–	–	237666-3	•Membran	•Diaphragm			(237566)	1600
57	1	1	–	–	237386-8	•Hållare	•Retainer				2010

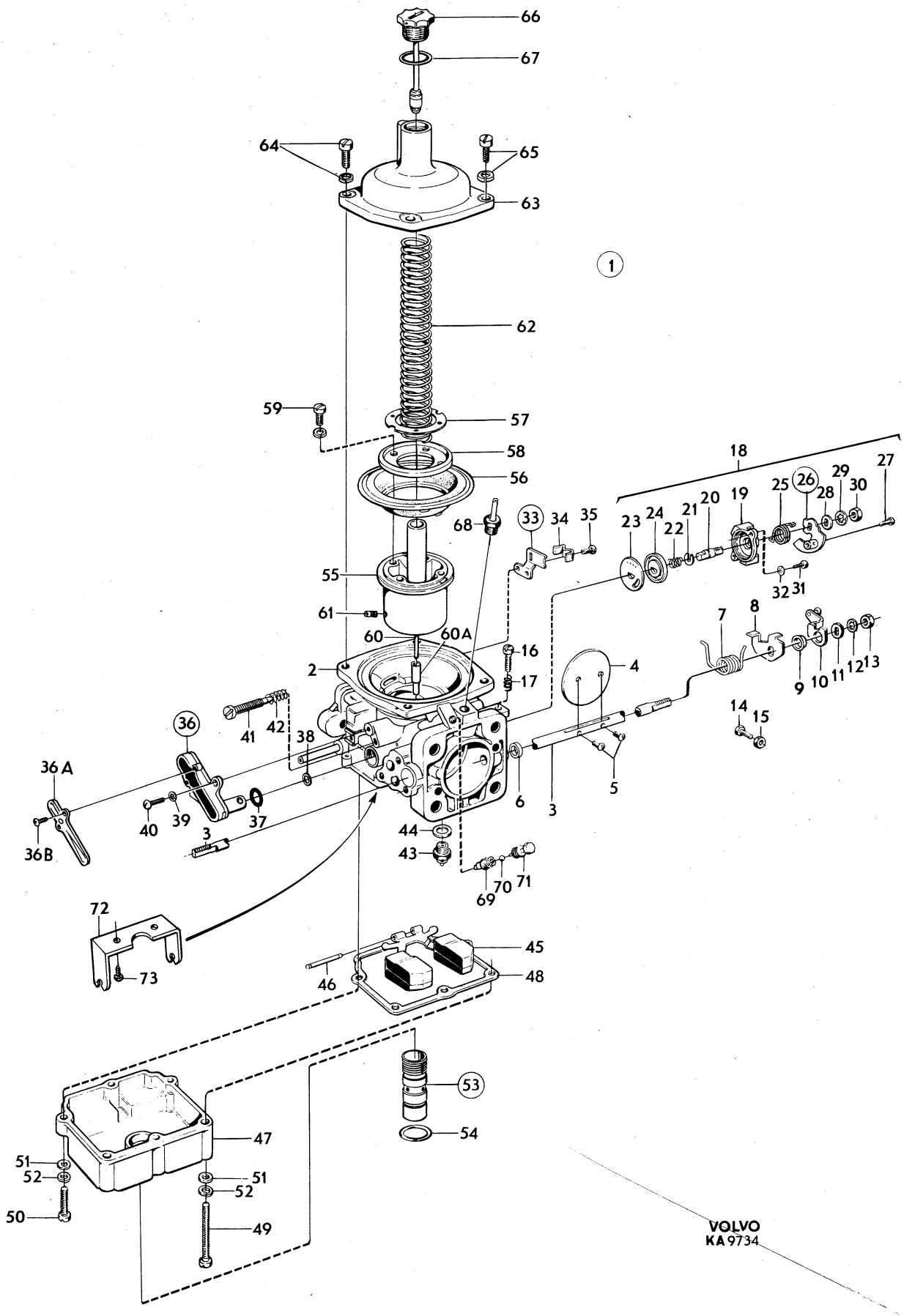
66
67
64
65
63
1
62
59
57
58
56
18
27
29
30
26
28
25
19
20
21
22
24
23
33
34
35
68
55
32
31
61
7
8
60
60A
16
2
17
4
9
10
11
12
13
14
15
36
41
42
38
36A
5
6
3
40
39
37
3
44
43
36B
69
70
71
72
45
73
46
48
53
54
47
51
52
51
52
50
49
VOLVO
KA 9734

Sida Page	Grupp Group	Förgasare	Carburetter	Illustration	0550
52	2c			9734 1979–11	

Pos. Fig.	Antal/Quantity 237 345	237 436			Artikel nr Part No	Benämning	Description	Sats Kit	B P S R	Anmärkning Notes	
58	1	1	–	–	237387-6	•Stödring	•Retaining washer				2020
59	4	4	–	–	237388-4	•Skruv	•Screw				2030
60	1	–	–	–	237346-2	•Bränslenål	•Jet needle				2040
	–	1	–	–	237598-8	•Bränslenål	•Jet needle			(237441)	2050
60a	1	1	–	–	237572-3	•Munstycke	•Jet				2060
61	1	1	–	–	820361-4	•Låsskruv	•Locking screw				2070
62	1	1	–	–	237358-7	•Returfjäder	•Return spring				2080
63	1	1	–	–	237391-8	•Lock	•Cover				2090
64	3	3	–	–	820352-3	•Skruv	•Screw				2100
65	1	1	–	–	820352-3	•Skruv	•Screw				2110
66	1	1	–	–	237473-4	•Dämpare	•Damper				2140
67	1	1	–	–	237427-0	•Packning	•Packing	S			2160
68	1	1	–	–	943513-2	•Nippel	•Nipple			(237312)	2170
69	1	1	–	–	237446-0	•Justerskruv	•Adjuster screw			TID UTF	2180
70	1	1	–	–	237447-8	•Kula	•Ball			TID UTF	2190
71	1	1	–	–	237448-6	•Skruv	•Sealing screw		8	TID UTF	2200
	–	1	–	–	237568-1	•Propp	•Plug			SEN UTF	2210
72	1	1	–	–	237589-7	•Hållare	•Retainer				2220
73	1	1	–	–	237590-5	•Skruv	•Screw				2230
	1	1	–	–	276295-3	Reparationssats	Repair kit				2240
	1	1	–	–	276299-5	Gasspjällaxelsats	Throttle spindle kit				2250

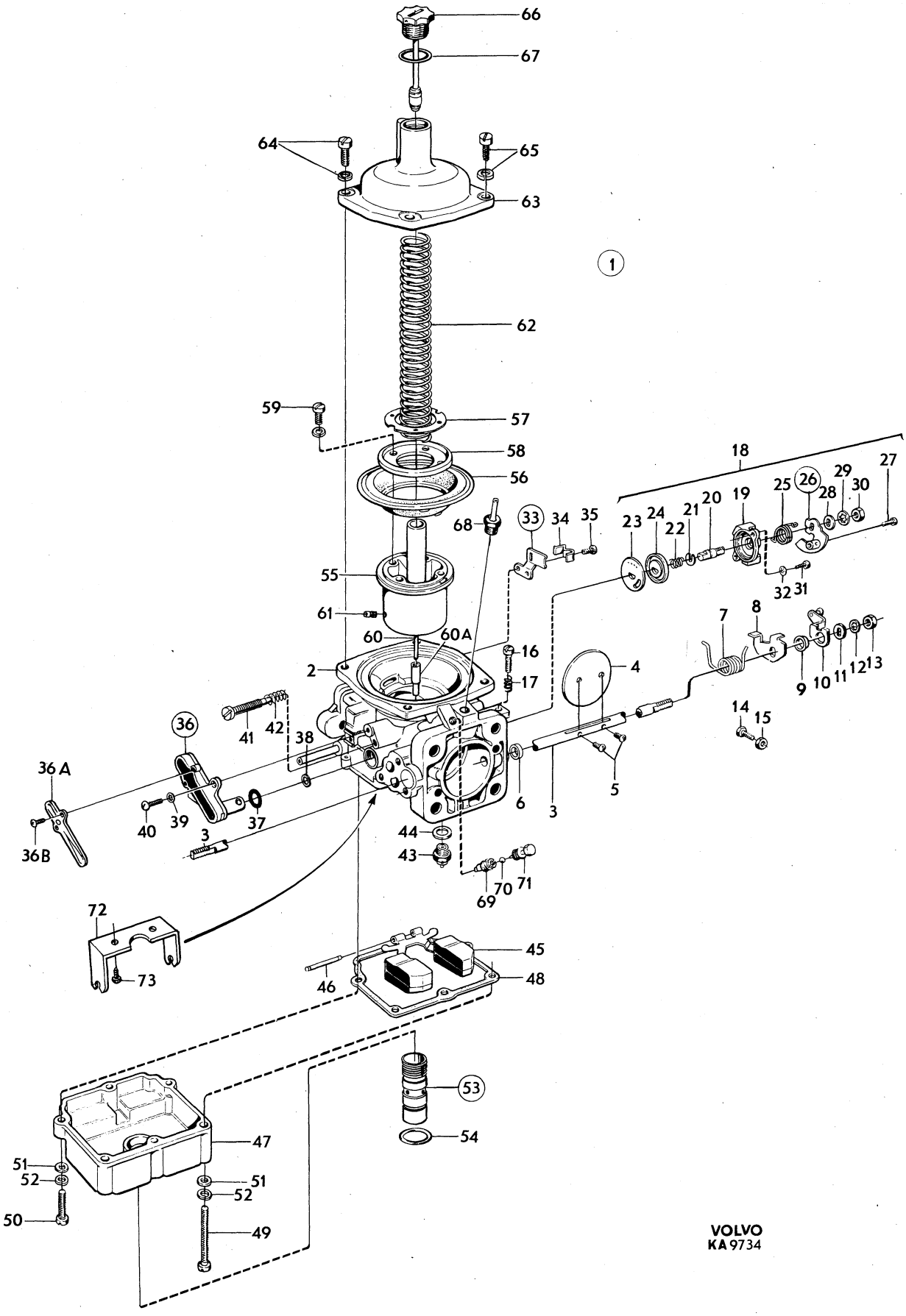

VOLVO
KA 9734

Sida Page	Grupp Group	Förgasare	Carburetter	Illustration	0600
54	2c			6718 1979–11	

Pos. Fig.	Antal/Quantity 237 418	237 419			Artikel nr Part No	Benämning	Description	Sats Kit	B P S R	Anmärkning Notes	
1	1	–	–	–	237418-9	Förgasare, främre	Carburetter, front				1010
	–	1	–	–	237419-7	Förgasare, bakre	Carburetter, rear				1020
2	1	1	–	–		•Hus	•Barrel		8		1030
3	1	1	–	–	237184-7	••Kil	••Key				1040
4	1	1	–	–	237185-4	••Skruv	••Screw				1050
5	1	1	–	–	237140-9	•Pinne	•Pin				1060
6	1	1	–	–	237141-7	•Fjäder	•Spring				1070
7	1	1	–	–	237142-5	•Gummibricka	•Rubber washer	S			1080
8	1	1	–	–	237143-3	•Bricka	•Washer	S			1090
x 9	1	1	–	–	237618-4	•Låsbricka	•Lock washer	S		(237043)	1100
10	1	1	–	–	237324-9	•Justerskruv	•Adjuster screw				1110
11	1	1	–	–	237404-9	•Vakuumkammare	•Vacuum chamber				1120
12	1	1	–	–		••Kolv	••Piston		8		1130
13	1	1	–	–	237422-1	••Skruv	••Screw	S	8		1140
14	1	1	–	–	71816-3	•Fjäder	•Spring				1150
15	1	1	–	–	237341-3	•Dämpare	•Damper				1160
16	1	1	–	–	190349-1	•Packning	•Gasket	S			1170
17	1	1	–	–	237353-8	•Bensinregleringsnål	•Jet needle				1180
18	1	1	–	–	237405-6	•Fjäder	•Spring				1190
19	1	1	–	–	237406-4	•Styrning	•Guide				1200
20	3	3	–	–	237084-9	•Skruv	•Screw				1210
21	1	–	–	–	237186-2	•Munstycke	•Jet			(237326)	1220
	–	1	–	–	237187-0	•Munstycke	•Jet			(237327)	1230
22	1	1	–	–	237191-2	••Skyddsfjäder	••Spring				1240
23	1	1	–	–	237190-4	••Mutter	••Nut		8		1250
24	1	1	–	–	237189-6	••Bricka	••Washer	S			1260
25	1	1	–	–	237188-8	••Gummibricka	••Rubber washer	S			1270
26	1	1	–	–	237423-9	•Bussning	•Bushing			7) (237328)	1280
	1	1	–	–	237423-9	•Bussning	•Bushing			8)	1290
27	1	1	–	–	237329-8	•Bricka	•Washer		8	TID UTF	1300
28	1	1	–	–	237083-1	•Förskruvning	•Screw union				1310
29	1	1	–	–	71823-9	•Fjäder	•Spring				1320
30	1	1	–	–	237330-6	•Mutter	•Nut				1330
31	1	1	–	–	237086-4	•Flottörhus	•Float chamber				1340
32	1	–	–	–	237087-2	•Hållare	•Retainer				1350
	–	1	–	–	237088-0	•Hållare	•Retainer		8		1360
33	1	1	–	–	955516-0	•Skruv	•Screw				1370
34	1	1	–	–	955893-3	•Bricka	•Washer				1380
35	1	1	–	–	955920-4	•Fjäderbricka	•Spring washer				1390
36	1	–	–	–	237195-3	•Lock	•Cover				1400
	–	1	–	–	237196-1	•Lock	•Cover				1410
37	1	1	–	–	237106-0	•Packning	•Gasket	S			1420
38	3	3	–	–	14185-3	•Skruv	•Screw				1430
39	3	3	–	–	955918-8	•Fjäderbricka	•Spring washer	S			1440
40	1	1	–	–	237569-9	•Nålventil med säte	•Needle and seat	S			1450
41	1	1	–	–	237457-7	•Flottör	•Float				1460
42	1	1	–	–	131016-8	•Pinne	•Pin	S			1470
43	1	1	–	–	237094-8	•Gasspjällaxel	•Throttle spindle				1480
44	1	1	–	–	237424-7	•Gasspjällskiva	•Throttle flap			(237331)	1490
x 45	2	2	–	–	943781-5	•Skruv	•Screw			(71849)	1500
46	1	1	–	–	237098-9	•Hävarm	•Lever				1510
47	1	1	–	–	907174-7	•Låspinne	•Lock pin	S			1520
48	1	–	–	–	237332-2	•Hävarm	•Lever				1530
	–	1	–	–	237333-0	•Hävarm	•Lever				1540
49	1	1	–	–	237356-1	•Justerskruv	•Adjuster screw				1550
50	1	1	–	–	237357-9	•Fjäder	•Spring				1560
51	1	1	–	–	237179-7	•Bricka	•Washer				1570
52	1	1	–	–	237335-5	•Mutter	•Nut				1580
53	1	1	–	–	943780-7	•Låsbricka	•Lock washer	S		(237095)	1590

7. Centrerbar. Centrable. Pouvant être centré. Zentrierbar. Centrable.
8. Ej centrerbar. Non–centrable. Ne pouvant être centré. Nicht zentrierbar. No centrable.

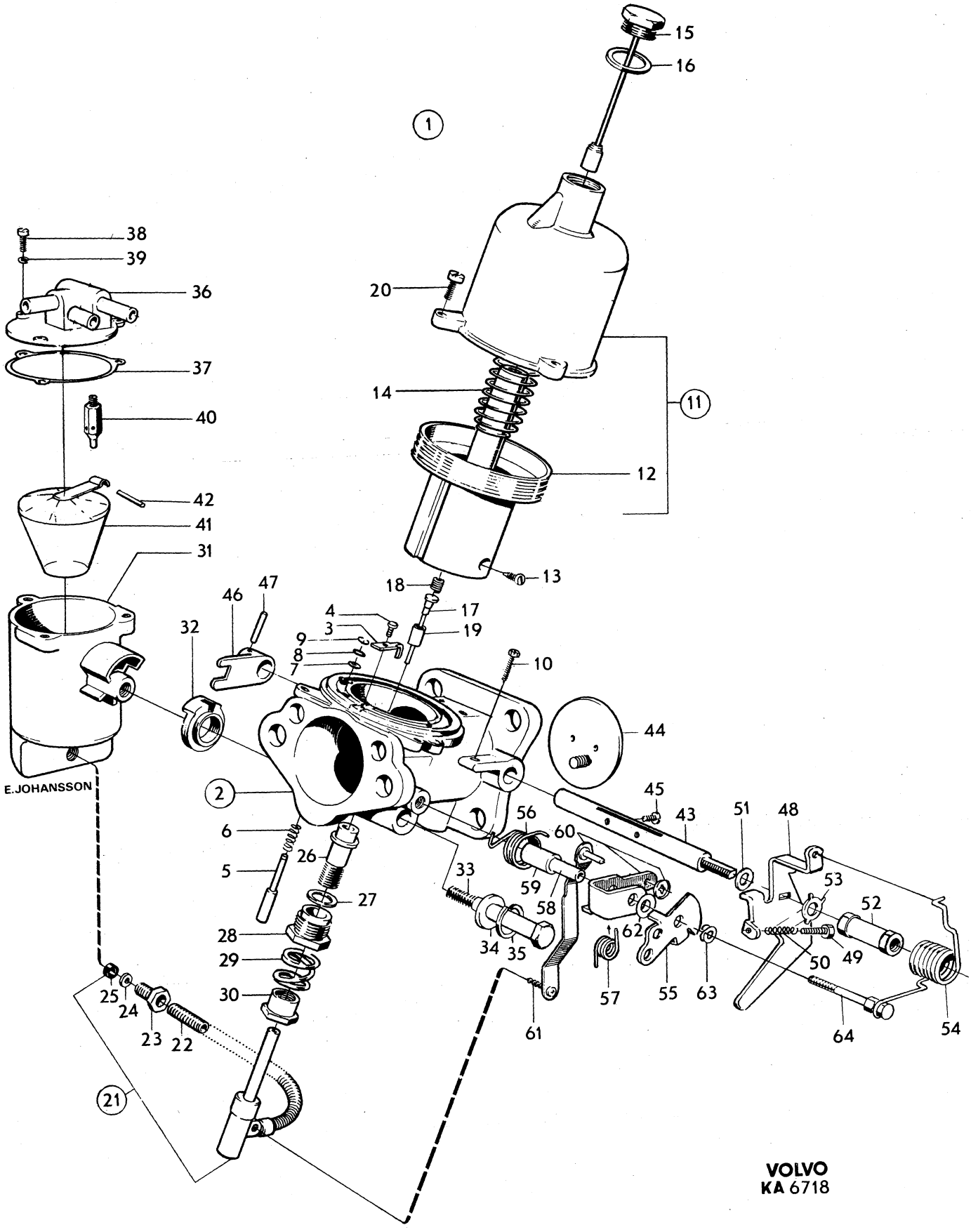

VOLVO
KA 6718

Sida Page	Grupp Group	Förgasare	Carburetter	Illustration	0600
56	2c			6718 1979–11	

Pos. Fig.	Antal/Quantity 237 418	237 419			Artikel nr Part No	Benämning	Description	Sats Kit	B P S R	Anmärkning Notes	
54	1	–	–	–	237336-3	•Returfjäder	•Return spring				1600
	–	1	–	–	237337-1	•Returfjäder	•Return spring				2010
55	1	–	–	–	237407-2	•Hävarm,yttre	•Lever,outer				2020
	–	1	–	–	237408-0	•Hävarm,yttre	•Lever, outer		8		2030
56	1	–	–	–	237119-3	•Fjäder,inre	•Spring,inner				2040
	–	1	–	–	237120-1	•Fjäder,inre	•Spring,inner				2050
57	1	–	–	–	237409-8	•Fjäder,yttre	•Spring, outer		8		2060
	–	1	–	–	237410-6	•Fjäder,yttre	•Spring, outer		8		2070
58	1	1	–	–	237123-5	•Hylsa, inre	•Sleeve, inner				2080
59	1	1	–	–	237411-4	•Hylsa, yttre	•Sleeve, outer		8		2090
60	1	–	–	–	237414-8	•Länk med inre hävarm	•Lever and link assy				00
	–	1	–	–	237415-5	•Länk med inre hävarm	•Lever and link assy				2110
61	1	1	–	–	955123-5	•Skruv	•Screw				2120
62	1	1	–	–	237413-0	•Distansbricka	•Spacer washer		8		2130
63	1	1	–	–	237412-2	•Bricka	•Washer		8		2140
64	1	1	–	–	237340-5	•Skruv	•Screw				2150
	–	–	–	–	276278-9	Reparationssats	Repair kit			27)	30

27. Sats för 2 förgasare. Kit for 2 carburetters. Jeu pour 2 carburateurs. Satz für 2 Vergaser. Juego para 2 carburadores.

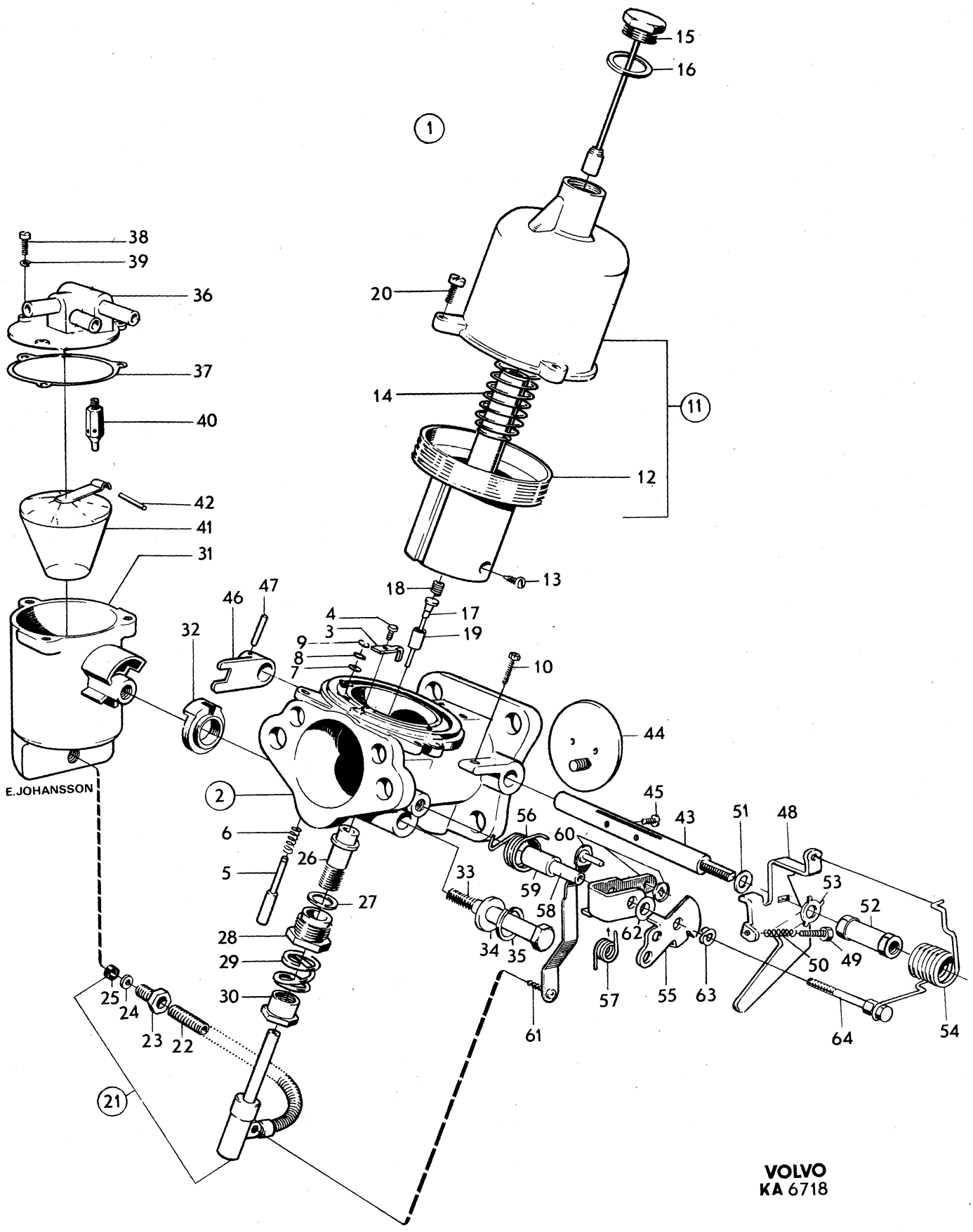

VOLVO
KA 6718

Sida / Page	Grupp / Group	Förgasare / Carburetter	Illustration	0650
58	2c		9739 1979–11	

Pos. / Fig.	Antal/Quantity 237 348	237 349	237 437	237 438	Artikel nr / Part No	Benämning	Description	Sats / Kit	BPSR	Anmärkning / Notes	
1	1	–	–	–	237348-8	Förgasare, främre	Carburetter, forward		8	ERS AV 237437–9.	1010
	–	1	–	–	237349-6	Förgasare, bakre	Carburetter, rear		8	ERS AV 237438–7.	1020
	–	–	1	–	237437-9	Förgasare, främre	Carburetter, forward				1030
	–	–	–	1	237438-7	Förgasare, bakre	Carburetter, rear				1040
2	1	1	1	1		•Hus	•Housing		8		1050
3	1	–	1	–	237359-5	•Spjällaxel	•Spindle	S			1060
	–	1	–	1	237360-3	•Spjällaxel	•Spindle	S			1070
4	1	1	1	1	237272-0	•Spjällskiva	•Flap	S		(237369)	1080
5	2	2	2	2	71693-6	•Skruv	•Screw	S			1090
6	1	1	1	1	237416-3	•Tätning	•Seal				1100
7	1	1	1	1	237368-6	•Returfjäder	•Return spring				1110
8	1	–	1	–	237361-1	•Hävarm	•Lever		8		1120
9	1	1	1	1	237308-2	•Bussning	•Bushing				1130
10	1	–	1	–	237363-7	•Hävarm	•Lever				1140
11	1	1	1	1	237366-0	•Bricka	•Washer	S			1150
12	1	1	1	1	955949-3	•Låsbricka	•Lock washer	S			1160
13	1	1	1	1	237271-2	•Mutter	•Nut				1170
14	–	1	–	1	237365-2	•Hävarm	•Lever				1180
15	–	1	–	1	237364-5	•Hävarm	•Lever				1190
16	1	–	1	–	237370-2	•Hävarm	•Lever		8		1200
17	1	1	1	1	955949-3	•Låsbricka	•Lock washer				1210
18	1	1	1	1	237271-2	•Mutter	•Nut				1220
19	–	1	–	1	237362-9	•Hävarm	•Lever				1230
20	–	1	–	1	237287-8	•Justerskruv	•Adjuster screw				1240
21	–	1	–	1	955844-6	•Mutter	•Nut				1250
22	1	1	1	1	237286-0	•Stoppskruv	•Set screw				1260
23	1	1	1	1	237469-2	•Fjäder	•Spring				1270
24	–	1	–	1	237420-5	•Kallstart	•Cold starter				1280
25	–	1	–	1	237371-0	••Lock	••Cover				1290
26	–	1	–	1		••Axel	••Shaft		8		1300
27	–	1	–	1	237278-7	••Låsbricka	••Lock washer	S			1310
28	–	1	–	1	237277-9	••Fjäder	••Spring				1320
29	–	1	–	1		••Bricka	••Washer		8		1330
30	–	1	–	1		••Lock	••Cover		8		1340
31	–	1	–	1	237281-1	••Returfjäder	••Return spring				1350
32	–	1	–	1	237373-6	••Hävarm	••Lever				1360
33	–	1	–	1	237280-3	•••Skruv	•••Screw				1370
34	–	1	–	1	237309-0	••Bricka	••Washer	S			1380
35	–	1	–	1	940155-5	••Låsbricka	••Lock washer	S			1390
36	–	1	–	1	190481-2	••Mutter	••Nut				1400
37	–	2	–	2	237282-9	•Skruv	•Screw				1410
38	–	2	–	2	237394-2	•Låsbricka	•Lock washer	S			1420
39	–	1	–	1	237283-7	•Hållare	•Retainer				1430
x 40	–	1	–	1	1211599-4	••Låsfjäder	••Lock spring			(237284)	1440
41	–	1	–	1	237285-2	•Skruv	•Screw				1450
42	1	–	1	–	237374-4	•Luftventil	•Air valve				1460
43	1	–	1	–	237375-1	•Packning	•Packing	S			1470
44	2	–	2	–	955917-0	•Fjäderbricka	•Spring washer	S			1480
45	2	–	2	–	237472-6	•Skruv	•Screw				1490
46	1	–	1	–	237376-9	•Skruv	•Screw				1500
47	1	1	1	1	237474-2	•Temperaturkompensator	•Temperature compensator				1510 1515
47a	1	1	1	1	237573-1	••Lock	••Cover				1520
47b	2	2	2	2	237574-9	••Skruv	••Screw				1530
48	1	1	1	1	237378-5	•Gummiring	•Rubber ring	S			1540
49	1	1	1	1	237379-3	•Gummibricka	•Rubber washer	S			1550
50	2	2	2	2	955946-9	•Låsbricka	•Lock washer	S			1560
51	2	2	2	2	71717-3	•Skruv	•Screw				1570
52	1	1	1	1	237380-1	•Justerskruv	•Adjuster skruv				1580
53	1	1	1	1	237381-9	•Fjäder	•Spring				1590
54	1	1	1	1	237567-3	•Nålventil	•Needle valve			(237382)	1600
55	1	1	1	1	237311-6	•Bricka	•Washer	S			2010
56	1	1	1	1	237292-8	•Flottör	•Float				2020
57	1	1	1	1	237293-6	•Axel	•Shaft				2030

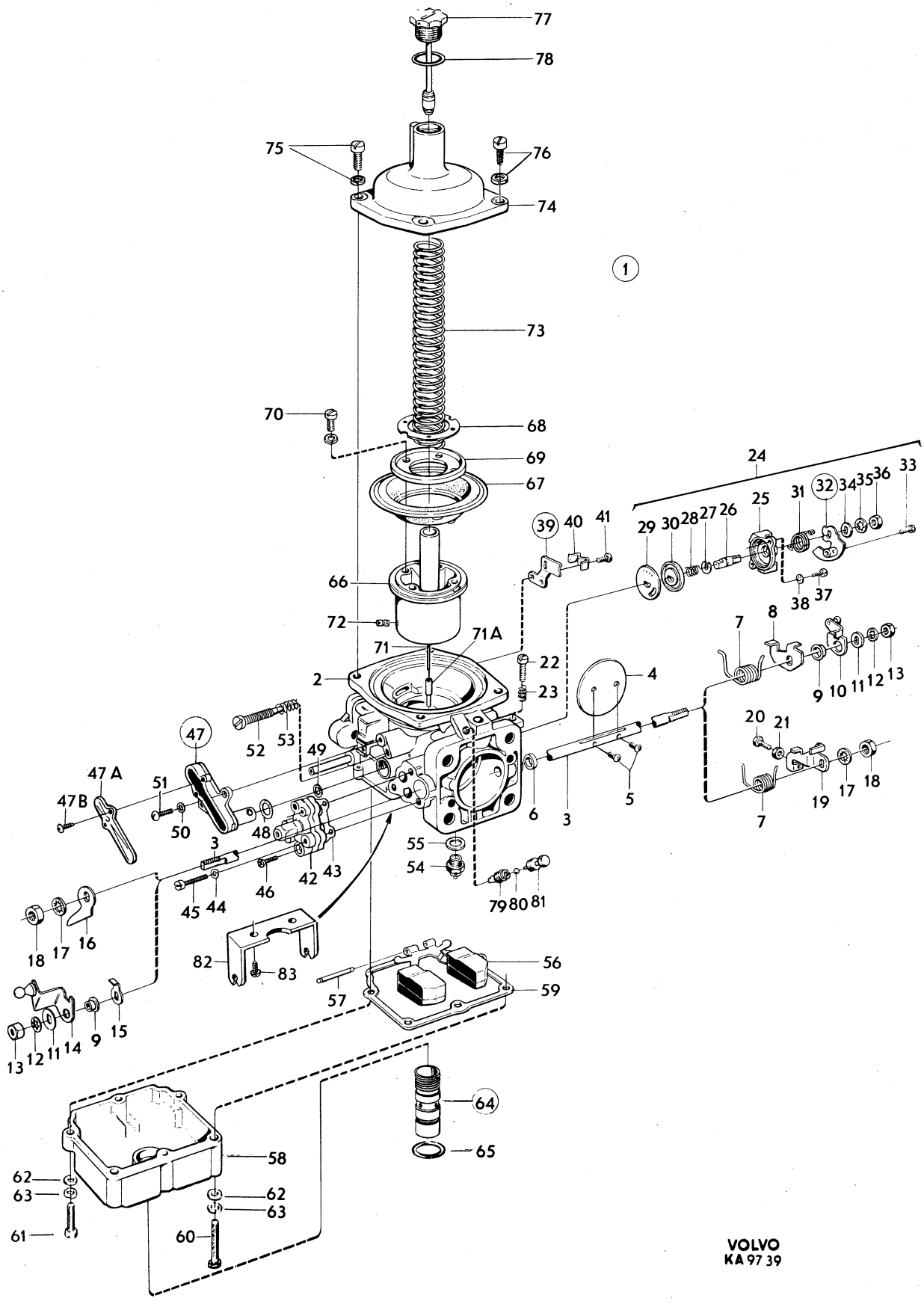

VOLVO
KA 97 39

Sida / Page	Grupp / Group	Förgasare / Carburetter	Illustration	0700
62	2c		9740 1979–11	

Pos. Fig.	Antal/Quantity 237 558	237 559			Artikel nr Part No	Benämning	Description	Sats Kit	B P S R	Anmärkning Notes	
1	1	–	–	–	237558-2	Förgasare, främre	Carburetter, forward			ERS AV 1ST 237613–5,	1010
										1ST 180759–3.	1011
	–	1	–	–	237559-0	Förgasare, bakre	Carburetter, rear				1020
2	1	1	–	–		•Hus	•Housing		8		1030
3	1	–	–	–	237359-5	•Spjällaxel	•Spindle	S			1040
	–	1	–	–	237360-3	•Spjällaxel	•Spindle	S			1050
4	1	1	–	–	237272-0	•Spjällskiva	•Flap	S			1060
5	2	2	–	–	71693-6	•Skruv	•Screw	S			1070
6	1	2	–	–	237416-3	•Tätning	•Seal				1080
7	1	1	–	–	237368-6	•Returfjäder	•Return spring				1090
8	1	1	–	–	237396-7	•Hävarm	•Lever				1[illegible]
9	1	1	–	–	237308-2	•Bussning	•Bushing				1[illegible]
10	1	–	–	–	237363-7	•Hävarm	•Lever				1120
11	1	1	–	–	237366-0	•Bricka	•Washer	S			1130
12	1	1	–	–	955949-3	•Låsbricka	•Lock washer	S			1140
13	1	1	–	–	237271-2	•Mutter	•Nut				1150
14	–	1	–	–	237365-2	•Hävarm	•Lever				1[illegible]
15	–	1	–	–	237364-5	•Hävarm	•Lever				1[illegible]
16	1	1	–	–	237286-0	•Stoppskruv	•Set screw				1180
17	1	1	–	–	237469-2	•Fjäder	•Spring				1190
18	1	1	–	–	237587-1	•Kallstart	•Cold starter				1200
19	1	1	–	–	237371-0	••Lock	••Cover				1210
20	1	1	–	–		••Axel	••Shaft		8		1220
21	1	1	–	–	237278-7	••Låsbricka	••Lock washer	S			1230
22	1	1	–	–	237277-9	••Fjäder	••Spring				1240
23	1	1	–	–	237281-1	••Returfjäder	••Return spring				1250
24	1	1	–	–	237588-9	••Hävarm	••Lever				1260
25	1	1	–	–	237280-3	•••Skruv	•••Screw				1270
26	1	1	–	–	237309-0	••Bricka	••Washer	S			1280
27	1	1	–	–	940155-5	••Låsbricka	••Lock washer	S			1290
28	1	1	–	–	190481-2	••Mutter	••Nut				1300
29	2	2	–	–	237282-9	•Skruv	•Screw				1310
30	2	2	–	–	237394-2	•Låsbricka	•Lock washer	S			1320
31	1	1	–	–	237283-7	•Hållare	•Retainer				1330
x 32	1	1	–	–	1211599-4	••Låsfjäder	••Lock spring			(237284)	1340
33	1	1	–	–	237285-2	•Skruv	•Screw				1350
34	1	–	–	–	237374-4	•Luftventil	•Air valve			TID UTF	1360
35	1	–	–	–	237375-1	•Packning	•Packing	S		TID UTF	1[illegible]
36	2	–	–	–	955917-0	•Fjäderbricka	•Spring washer	S		TID UTF	1
37	2	–	–	–	237472-6	•Skruv	•Screw			TID UTF	1390
38	1	–	–	–	237376-9	•Skruv	•Screw			TID UTF	1400
39	1	1	–	–	237474-2	•Temperaturkompensator	• Temperature compensator				1410 1415
40	1	1	–	–	237573-1	••Lock	••Cover				1420
41	2	2	–	–	237574-9	••Skruv	••Screw				1
42	1	1	–	–	237378-5	•Gummiring	•Rubber ring	S			1440
43	1	1	–	–	237379-3	•Gummibricka	•Rubber washer	S			1450
44	2	2	–	–	955946-9	•Låsbricka	•Lock washer	S			1460
45	2	2	–	–	71717-3	•Skruv	•Screw				1470
46	1	1	–	–	237380-1	•Justerskruv	•Adjuster screw				1480
47	1	1	–	–	237381-9	•Fjäder	•Spring				1490
48	1	1	–	–	237567-3	•Nålventil	•Needle valve				1500
49	1	1	–	–	237311-6	•Bricka	•Washer	S			1510
50	1	1	–	–	237292-8	•Flottör	•Float				1520
51	1	1	–	–	237293-6	•Axel	•Shaft				1530
52	1	1	–	–	237295-1	•Flottörhus	•Float chamber				1540
53	1	1	–	–	237294-4	•Packning	•Packing	S			1550
54	4	4	–	–	237471-8	•Skruv	•Screw			L 36	1560
55	2	2	–	–	237472-6	•Skruv	•Screw			L 22	1570
56	6	6	–	–	955891-7	•Bricka	•Washer				1580
57	6	6	–	–	955917-0	•Fjäderbricka	•Spring washer				1590
58	1	1	–	–	237383-5	•Propp	•Plug		8	ERS AV 1ST 237616–8,	1600
										1ST 820356–4.	1601
59	1	1	–	–	820356-4	••O–ring	••O–ring	S			2010

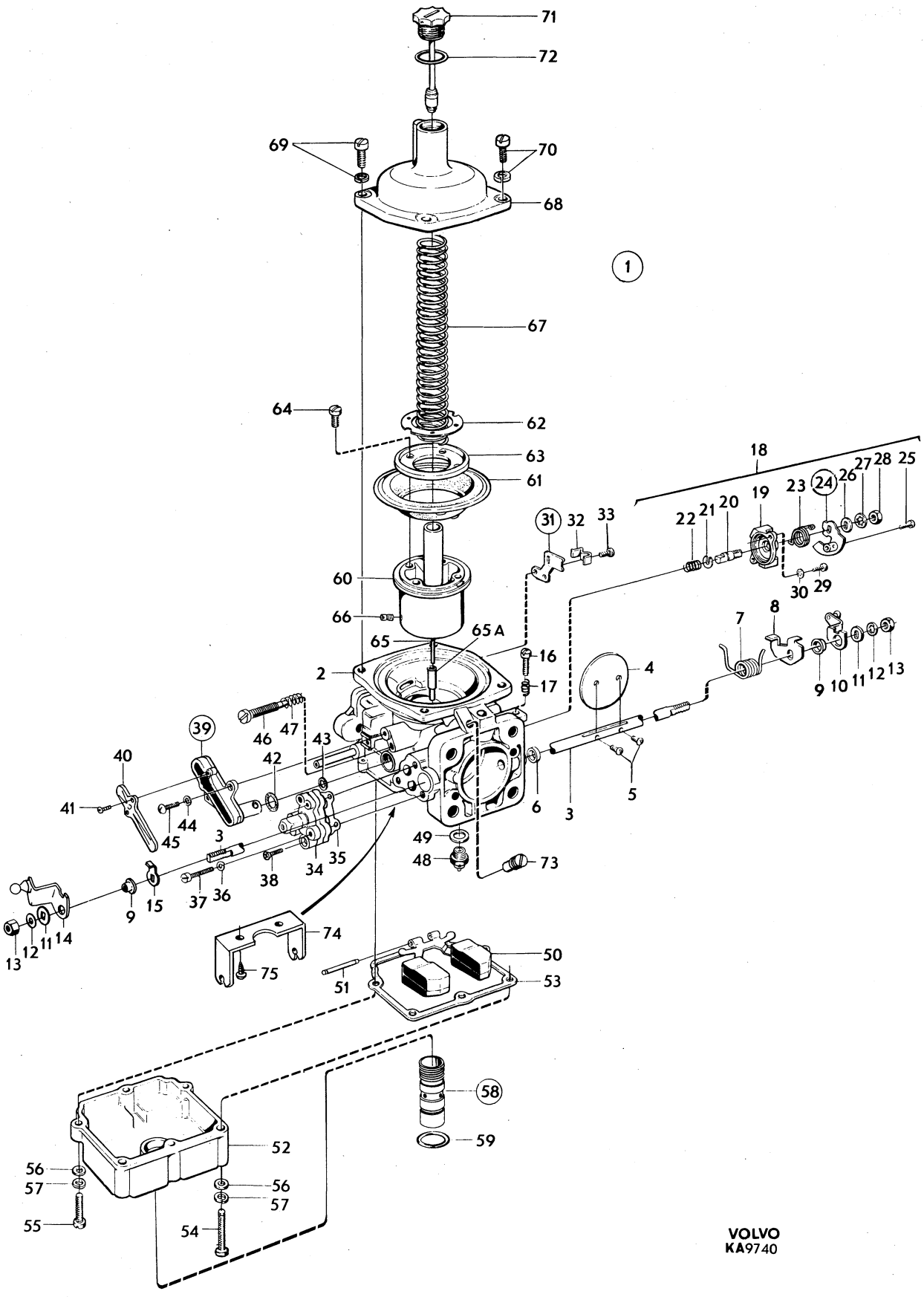

VOLVO
KA9740

Sida Page	Grupp Group	Förgasare	Carburetter	Illustration	0700
64	2c			9740 1979–11	

Pos. Fig.	Antal/Quantity 237 558	237 559			Artikel nr Part No	Benämning	Description	Sats Kit	B P S R	Anmärkning Notes	
60	1	1	–	–	237384-3	•Kolv	•Piston				2020
x 61	1	1	–	–	237666-3	•Membran	•Diaphragm			(237566)	2030
62	1	1	–	–	237386-8	•Hållare	•Retainer				2040
63	1	1	–	–	237387-6	•Stödring	•Retainer washer				2050
64	4	4	–	–	237388-4	•Skruv	•Screw				2060
x 65	1	1	–	–	237621-8	•Bränslenål	•Jet needle			(237560)	2070
65a	1	1	–	–	237572-3	•Munstycke	•Jet				2080
66	1	1	–	–	820361-4	•Låsskruv	•Lock screw				2090
67	1	1	–	–	237358-7	•Returfjäder	•Return spring				2100
68	1	1	–	–	237391-8	•Lock	•Cover				2110
69	3	3	–	–	820352-3	•Skruv	•Screw				2120
70	1	1	–	–	820352-3	•Skruv	•Screw				2130
71	1	1	–	–	237473-4	•Dämpare	•Damper				2140
72	1	1	–	–	237427-0	•Packning	•Packing	S			2150
73	1	1	–	–	237568-1	•Propp	•Plug				2160
74	1	1	–	–	237589-7	•Hållare	•Retainer				2170
75	2	2	–	–	237590-5	•Skruv	•Screw				2180
	1	1	–	–	276295-3	Reparationssats	Repair kit				2190
	–	–	–	–	276300-1	Gasspjällaxelsats	Throttle spindel kit			27)	2200

27. Sats för 2 förgasare. Kit for 2 carburetters. Jeu pour 2 carburateurs. Satz für 2 Vergaser. Juego para 2 carburadores.

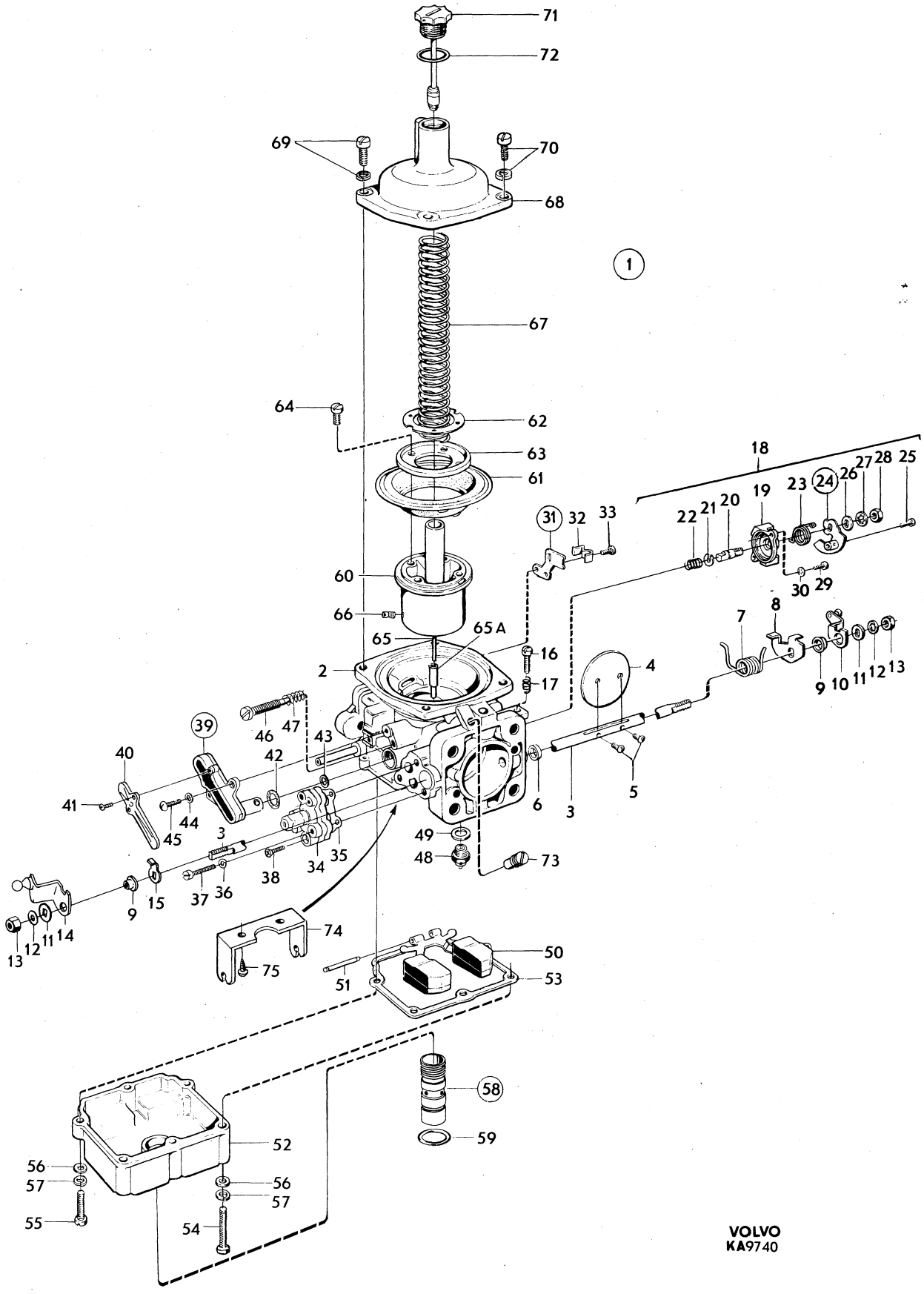

VOLVO
KA9740

Sida / Page	Grupp / Group	Förgasare / Carburetter	Illustration	0750
66	2c		9735 1979–11	

Pos. / Fig.	Antal/Quantity 237 449	237 450	237 485	237 486	Artikel nr / Part No	Benämning	Description	Sats / Kit	B P S R	Anmärkning / Notes	
1	1	–	–	–	237449-4	Förgasare, främre	Carburetter, front				1010
	–	1	–	–	237450-2	Förgasare, bakre	Carburetter, rear				1020
	–	–	1	–	237485-8	Förgasare, främre	Carburetter, front				1030
	–	–	–	1	237486-6	Förgasare, bakre	Carburetter, rear				1040
2	1	1	1	1		•Hus	•Body		8		1050
2a	1	–	1	–	237568-1	•Propp	•Plug				1060
3	1	1	1	1	237184-7	•Kil	•Key				1070
4	1	1	1	1	237185-4	•Skruv	•Screw				1080
5	1	1	1	1		•Pinne	•Piston lift pin		8		1090
6	1	1	1	1	237042-7	•Fjäder	•Spring		8		1100
x 7	1	1	1	1	237618-4	•Spårryttare	•Circlip			(237043)	1110
8	1	1	1	1	237490-8	•Lagerhylsa	•Bearing				1120
9	1	1	1	1	237491-6	•Packning	•Packing	S			1130
10	1	1	1	1	237492-4	•Skruv	•Screw				1140
11	1	–	1	–	237499-9	•Munstycke	•Jet			ERS AV 1 ST 237592–1,	1150
										1 ST 237594–7.	1151
	–	1	–	1	237499-9	•Munstycke	•Jet			ERS AV 1 ST 237593–9,	1152
										1 ST 237594–7.	1153
12	1	1	1	1	237500-4	•Bimetallfjäder	•Bimetal, assy				1160
13	1	1	1	1	237501-2	•Fjäder	•Spring				1170
14	1	1	1	1	237502-0	•Skruv	•Screw				1180
15	1	1	1	1	237504-6	•O–ring	•O–ring	S			1190
16	1	1	1	1	237503-8	•Justerskruv	•Adjuster screw				1200
17	1	1	1	1	237493-2	•Säte	•Seat		8	ERS AV 237569–9	1210
18	1	1	1	1	237494-0	•Nålventil	•Needle valve		8	ERS AV 237569–9	1220
18a	1	1	1	1	237569-9	•Nålventil med säte	•Needle valve with seat	S			1230
x 19	1	–	1	–	237692-9	•Flottör	•Float			(237495)	1240
x	–	1	–	1	237693-7	•Flottör	•Float			(237496)	1250
20	1	1	1	1	237498-1	•Bricka	•Washer	S			1260
21	1	1	1	1	237497-3	•Flottöraxel	•Spindle				1270
22	1	1	1	1	237594-7	•Lock	•Cover				1280
23	1	1	1	1	237506-1	•Gummiring	•Rubber ring	S			1290
24	4	4	4	4	955918-8	•Fjäderbricka	•Spring washer	S			1300
25	4	4	4	4	237507-9	•Skruv	•Screw	S			1310
26	1	1	1	1	237508-7	•Spjällaxel	•Spindle				1320
27	1	1	–	–	237509-5	•Spjällskiva	•Throttle disc				1330
	–	–	1	1	237459-3	•Spjällskiva	•Throttle disc				1340
x 28	2	2	2	2	943781-5	•Skruv	•Screw	S		(71489)	1350
29	2	2	2	2	419568-1	•Tätningsring	•Seal	S		(237510)	1360
30	1	–	1	–	237511-1	•Hävarm	•Lever				1370
	–	1	–	1	237512-9	•Hävarm	•Lever				1380
31	2	1	2	1	237513-7	•Justerskruv	•Adjuster screw				1390
32	1	1	1	1	237514-5	•Distanshylsa	•Distance tube				1400
33	1	–	1	–	237602-8	•Returfjäder	•Spring			(237515)	1410
x	–	1	–	1	237603-6	•Returfjäder	•Spring			(237516)	1420
34	1	–	1	–	237464-3	•Hävarm	•Lever				1430
	–	1	–	1	237517-8	•Hävarm	•Lever				1440
35	1	1	1	1	237466-8	•Hävarm	•Lever				1450
36	1	1	1	1	237465-0	•Bussning	•Bushing				1460
37	1	1	1	1	237467-6	•Låsbricka	•Lock washer	S			1470
38	1	1	1	1	237468-4	•Mutter	•Nut				1480
39	1	1	1	1	237518-6	•Hävarm	•Lever				1490
40	1	–	1	–	237519-4	•Hävarm	•Lever				1500
	–	1	–	1	237520-2	•Hävarm	•Lever				1510
41	1	1	1	1	237521-0	•Justerskruv	•Adjuster screw				1520
42	1	1	1	1	237522-8	•Låsmutter	•Lock nut				1530
43	1	1	1	1	237467-6	•Låsbricka	•Lock washer				1540
44	1	1	1	1	237468-4	•Mutter	•Nut				1550
45	1	–	1	–	237523-6	•Ventilspindel	•Valve spindle		8		1560
46	1	–	1	–	237524-4	•Bricka	•Washer				1570
47	1	–	1	–	237525-1	•Spårring	•Clamp ring				1580
48	1	–	1	–	237526-9	•Ventilhylsa	•Valve cap				1590
49	1	–	1	–	237527-7	•O–ring	•O–ring	S			1600

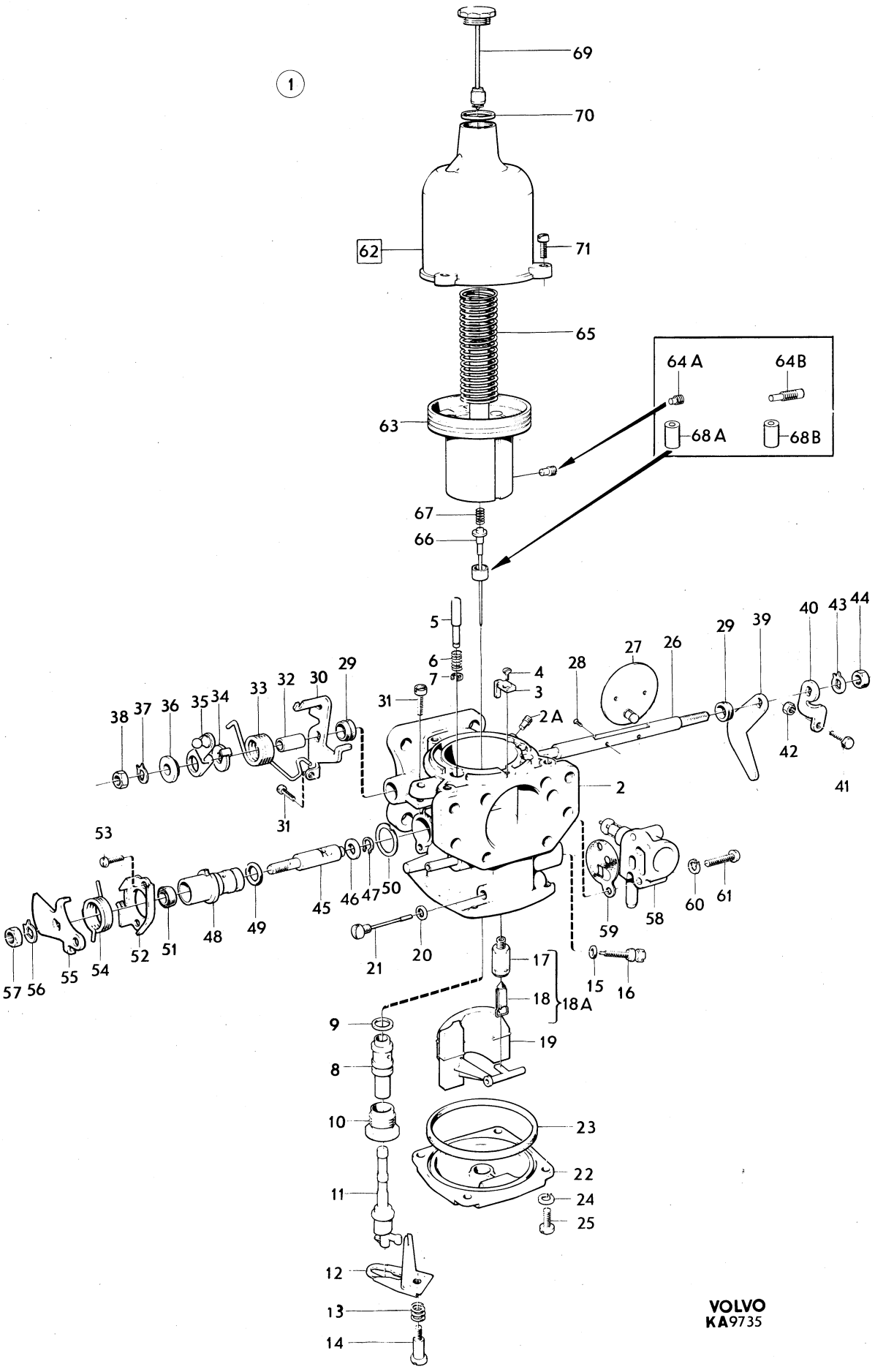

VOLVO
KA9735

Sida Page	Grupp Group	Förgasare	Carburetter	Illustration	0750
68	2c			9735 1979–11	

Pos. Fig.	Antal/Quantity 237 449	237 450	237 485	237 486	Artikel nr Part No	Benämning	Description	Sats Kit	B P S R	Anmärkning Notes	
50	1	–	1	–	237528-5	•Packning	•Packing	S			2010
51	1	–	1	–	237529-3	•Tätningsring	•Seal	S			2020
52	1	–	1	–	237530-1	•Hållare	•Bearing		8		2030
53	2	–	2	–	237531-9	•Skruv	•Screw				2040
x 54	1	–	1	–	237628-3	•Returfjäder	•Return spring			(237532)	2050
55	1	–	1	–	237533-5	•Hävarm	•Lever		8		2060
56	1	–	1	–	237467-6	•Låsbricka	•Lock washer	S			2070
57	1	–	1	–	237468-4	•Mutter	•Nut				2080
58	1	–	1	–	237534-3	•Ventilationshus	•Ventilator housing				2090
	–	1	–	1	237535-0	•Ventilationshus	•Ventilator housing				2100
59	1	–	1	–	237539-2	•Packning	•Packing	S			2110
	–	1	–	1	237540-0	•Packning	•Packing	S			2120
60	2	2	2	2	955918-8	•Fjäderbricka	•Spring washer				2130
61	2	2	2	2	237541-8	•Skruv	•Screw				2140
62	1	1	1	1	237404-9	•Vakuumkammare	•Vacuum chamber				2150
63	1	1	1	1		••Kolv	••Piston		8		2160
64a	1	1	1	1	237422-1	••Skruv	••Screw		8		2170
64b	1	1	1	1	237575-6	••Skruv	••Screw	S	8	ERS AV 1ST 237614–3, 1ST 237615–0.	2180 2181
65	1	1	1	1	71816-3	•Fjäder	•Spring				2190
66	1	1	1	1	237536-8	•Bränslenål	•Jet needle				2200
67	1	1	1	1	237405-6	•Fjäder	•Spring				2210
68a	1	1	1	1	237406-4	•Styrning	•Guide			TID UTF	2220
68b	1	1	1	1	237576-4	•Styrning	•Guide		8	SEN UTF. ERS AV 1ST 237614–3, 1ST 237615–0.	2230 2231 2232
69	1	1	1	1	237144-1	•Dämpare	•Damper				2240
70	1	1	1	1	190349-1	•Packning	•Packing				2250
71	3	3	3	3	237084-9	•Skruv	•Screw	S			2260
	–	–	–	–	276302-7	Reparationssats	Repair kit			27)	2270

27. Sats för 2 förgasare. Kit for 2 carburetters. Jeu pour 2 carburateurs. Satz für 2 Vergaser. Juego para 2 carburadores.

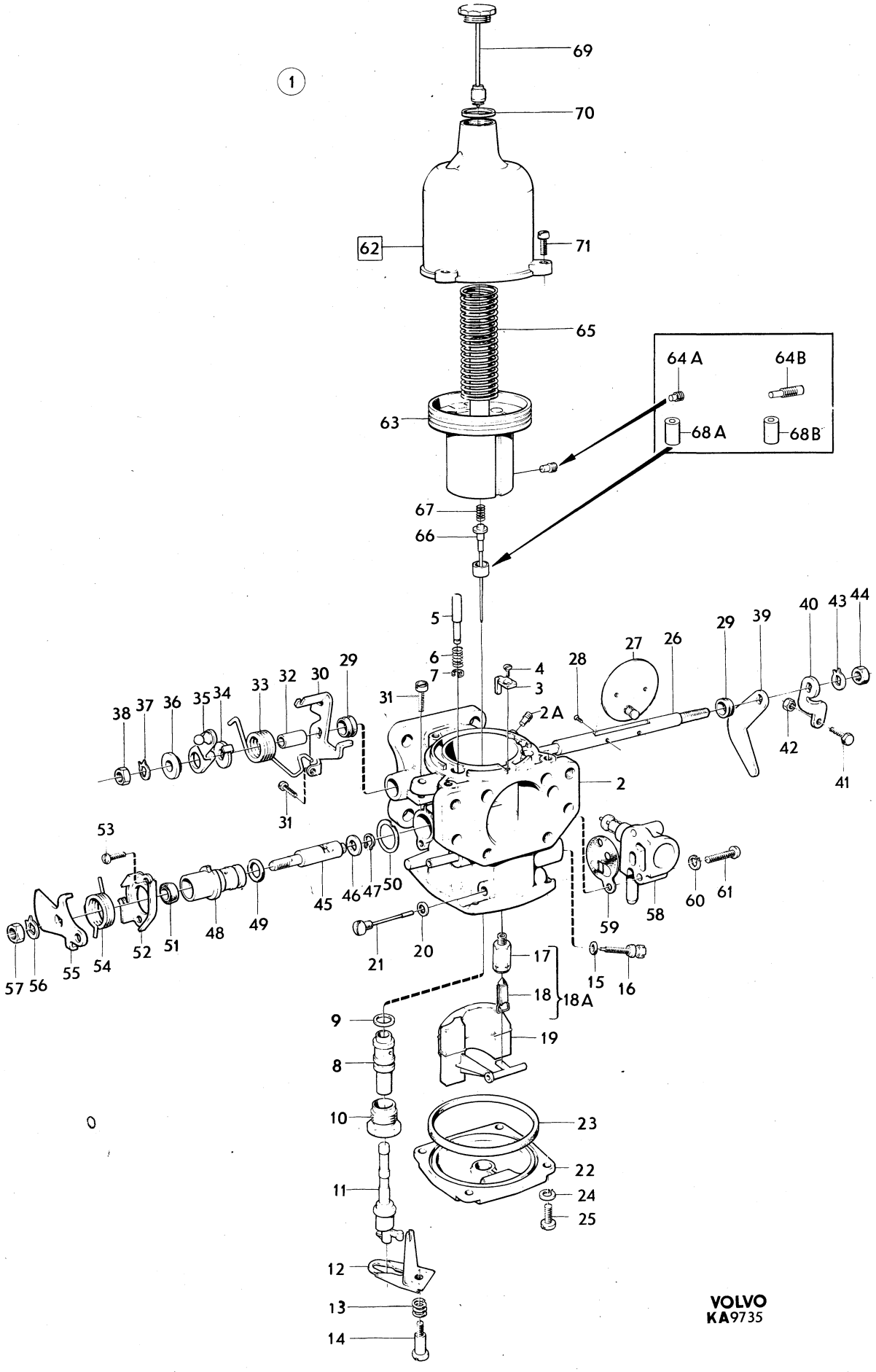

VOLVO
KA9735

Sida / Page 70 — Grupp / Group 2c — Förgasare / Carburetter — Illustration 10898 1979–11 — 0800

Pos. Fig.	Antal/Quantity 237 548	237 549	237 552	237 553	Artikel nr Part No	Benämning	Description	Sats Kit	B P S R	Anmärkning Notes	
1	1	–	–	–	237548-3	Förgasare, främre	Carburetter, forward		8	ERS AV 1ST 237622–6	0020
										1ST 237626–7,	0040
										1ST 237625–9.	0060
	–	1	–	–	237549-1	Förgasare, bakre	Carburetter, rear		8	ERS AV 237624–2,	0080
										1ST 237625–9.	0100
	–	–	1	–	237552-5	Förgasare, främre	Carburetter, front				0120
	–	–	–	1	237553-3	Förgasare, bakre	Carburetter, rear				0140
2	1	1	1	1		•Hus	•Housing		8		0160
2a	1	–	1	–	237568-1	•Propp	•Plug				0180
3	1	1	1	1	237184-7	•Kil	•Key				0200
4	1	1	1	1	237185-4	•Skruv	•Screw				0220
5	1	1	1	1		•Pinne	•Piston lift pin		8		0240
6	1	1	1	1	237042-7	•Fjäder	•Spring		8		0260
7	1	1	1	1		•Spårryttare	•Circlip		8		0280
8	1	1	1	1	237490-8	•Lagerhylsa	•Bearing				0300
9	1	1	1	1	237491-6	•Packning	•Packing	S			0320
10	1	1	1	1	237492-4	•Skruv	•Screw				0340
11	1	–	1	–	237499-9	•Munstycke	•Jet			ERS AV 1 ST 237592–1,	0360
										1 ST 237594–7.	0380
	–	1	–	1	237499-9	•Munstycke	•Jet			ERS AV 1 ST 237593–9,	0400
										1 ST 237594–7.	0420
12	1	1	1	1	237500-4	•Bimetallfjäder	•Bimetal assy				0440
13	1	1	1	1	237501-2	•Fjäder	•Spring				0460
14	1	1	1	1	237502-0	•Skruv	•Screw				0480
15	1	1	1	1	237504-6	•O–ring	•O–ring	S			0500
16	1	1	1	1	237503-8	•Justerskruv	•Adjuster screw				0520
17	1	1	1	1		•Säte	•Seat		8		0540
18	1	1	1	1		•Nålventil	•Needle valve		8		0560
18a	1	1	1	1	237569-9	•Nålventil med säte	•Needle valve with seat	S			0580
x 19	1	–	1	–	237692-9	•Flottör	•Float			(237495)	0600
x	–	1	–	1	237693-7	•Flottör	•Float			(237496)	0620
20	1	1	1	1	237498-1	•Bricka	•Washer	S			0640
21	1	1	1	1	237497-3	•Flottöraxel	•Spindle				0660
22	1	1	1	1	237594-7	•Lock	•Cover				0680
23	1	1	1	1	237506-1	•Gummiring	•Rubber ring	S			0700
24	4	4	4	4	955918-8	•Fjäderbricka	•Spring washer	S			0720
25	4	4	4	4	237507-9	•Skruv	•Screw	S			0740
26	1	1	1	1	237508-7	•Spjällaxel	•Spindle				0760
27	1	1	–	–	237577-2	•Spjällskiva	•Throttle disc				0780
	–	–	1	1	237459-3	•Spjällskiva	•Throttle disc				0800
x 28	2	2	2	2	943781-5	•Skruv	•Screw	S		(71849)	0820
29	2	2	2	2	419568-1	•Tätningsring	•Seal ring	S		(237510)	0840
30	1	–	1	–	237511-1	•Hävarm	•Lever				0860
	–	1	–	1	237578-0	•Hävarm	•Lever				0880
31	1	1	1	1	237513-7	•Justerskruv	•Adjuster screw				0900
31a	1	1	1	1	237085-6	•Justerskruv	•Adjuster screw				0920
31b	1	1	1	1	71856-9	•Fjäder	•Spring				0940
32	1	1	1	1	237514-5	•Distanshylsa	•Spacer sleeve				0960
33	1	–	1	–	237602-8	•Returfjäder	•Spring			(237515)	0980
x	–	1	–	1	237603-6	•Returfjäder	•Return spring			(235716)	1000
34	1	–	1	–	237464-3	•Hävarm	•Lever				1020
	–	1	–	1	237517-8	•Hävarm	•Lever				1040
35	1	1	1	1	237466-8	•Hävarm	•Lever				1060
36	1	1	1	1	237465-0	•Bussning	•Bushing				1080
37	1	1	1	1	237467-6	•Låsbricka	•Lock washer	S			1100
38	1	1	1	1	237468-4	•Mutter	•Nut				1120
39	1	1	1	1	237579-8	•Distansbricka	•Spacer washer		8		1140
40	1	–	1	–	237519-4	•Hävarm	•Lever				1160
	–	1	–	1	237520-2	•Hävarm	•Lever				1180
41	1	1	1	1	237521-0	•Justerskruv	•Adjuster screw				1200
42	1	1	1	1	237522-8	•Låsmutter	•Lock nut				1220
43	1	1	1	1	237467-6	•Låsbricka	•Lock washer				1240
44	1	1	1	1	237468-4	•Mutter	•Nut				1260

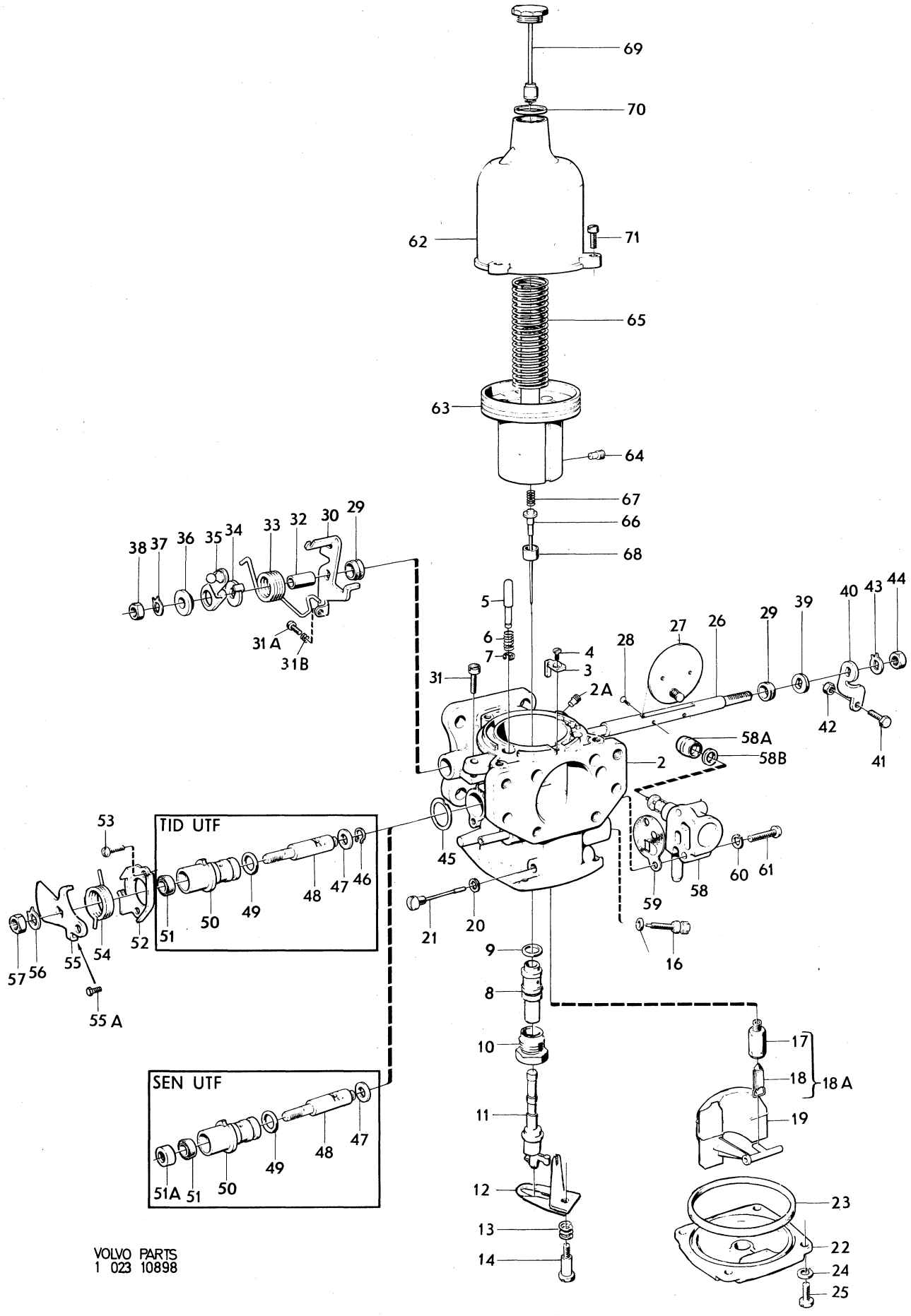

VOLVO PARTS
1 023 10898

Sida / Page 72 | Grupp / Group 2c | Förgasare / Carburetter | Illustration 10898 1979–11 | 0800

Pos. Fig.	Antal/Quantity 237 548	237 549	237 552	237 553	Artikel nr Part No	Benämning	Description	Sats Kit	B P S R	Anmärkning Notes	
45	1	1	–	–	237528-5	•Packning	•Packning	S			1280
46	1	1	–	–	237525-1	•Spårring	•Circlip			TID UTF	1300
47	1	1	–	–	237524-4	•Bricka	•Washer			TID UTF	1320
	1	1	–	–		•Bricka	•Washer		8	SEN UTF	1340
48	1	1	–	–	237580-6	•Ventilspindel	•Valve spindle		8	TID UTF. ERS AV	1360
										1ST 237595–4,	1380
										1ST 237596–2,	1400
										1ST 237597–0,	1420
										1ST 419568–1.	1440
	1	1	–	–	237595-4	•Ventilspindel	•Valve spindle			SEN UTF	1460
49	1	1	–	–	237527-7	•O–ring	•O–ring	S			1480
50	1	1	–	–	237581-4	•Ventilhylsa	•Valve sleeve		8	TID UTF. ERS AV	1500
										1ST 237595–4,	1520
										1ST 237596–2,	1540
										1ST 237597–0,	1560
										1ST 419568–1.	1580
	1	1	–	–	237596-2	•Ventilhylsa	•Valve sleeve			SEN UTF	1600
51	1	1	–	–	237529-3	•Tätningsring	•Seal ring	S		TID UTF	1620
	1	1	–	–	419568-1	•Tätningsring	•Seal ring			(237510) SEN UTF.	1640
51a	1	1	–	–	237597-0	•Styrning	•Guide			SEN UTF	1660
52	1	–	1	–	237530-1	•Hållare	•Retainer		8		1680
	–	1	–	1	237582-2	•Hållare	•Retainer		8		1700
53	2	2	2	2	237531-9	•Skruv	•Screw				1720
x 54	1	–	1	–	237628-3	•Returfjäder	•Return spring			(237532)	1740
x	–	1	–	1	237629-1	•Returfjäder	•Return spring			(237583)	1760
55	1	–	1	–	237584-8	•Hävarm	•Lever				1780
	–	1	–	1	237585-5	•Hävarm	•Lever				1800
55a	1	1	1	1	955225-8	••Skruv	••Screw				1820
56	1	1	1	1	237467-6	•Låsbricka	•Lock washer	S			1840
57	1	1	1	1	237468-4	•Mutter	•Nut				1860
58	1	–	1	–	237534-3	•Ventilationshus	•Ventilator housing				1880
	–	1	–	1	237535-0	•Ventilationshus	•Ventilator housing				1900
58a	1	1	–	–	237604-4	•Gummitätning	•Rubber seal				1920
58b	1	1	–	–	955894-1	•Bricka	•Washer				1940
59	1	–	1	–	237539-2	•Packning	•Packing	S			1960
	–	1	–	1	237540-0	•Packning	•Packing	S			1980
60	2	2	2	2	955918-8	•Fjäderbricka	•Spring washer				2000
61	2	2	2	2	237541-8	•Skruv	•Screw				2020
62	1	1	1	1	237404-9	•Vakuumkammare	•Vacuum chamber				2040
63	1	1	1	1		••Kolv	••Piston		8		2060
64	1	1	1	1	237575-6	••Skruv	••Screw	S	8	ERS AV 1ST 237614–3,	2080
										1ST 237615–0.	2100
65	1	1	1	1	71816-3	•Fjäder	•Spring				2120
66	1	1	–	–	237550-9	•Bränslenål	•Jet needle				2140
x	–	–	1	1	237620-0	•Bränslenål	•Jet needle			(237551)	2160
67	1	1	1	1	237405-6	•Fjäder	•Spring				2180
68	1	1	1	1	237576-4	•Styrning	•Guide		8	ERS AV 1ST 237614–3,	2200
										1ST 237615–0.	2220
69	1	1	1	1	237144-1	•Dämpare	•Damper				2240
70	1	1	1	1	190349-1	•Packning	•Packing				2260
71	1	1	1	1	237084-9	•Skruv	•Screw	S			2280
	–	–	–	–	276302-7	Reparationssats	Repair kit			27)	2300

27. Sats för 2 förgasare. Kit for 2 carburetters. Jeu pour 2 carburateurs. Satz für 2 Vergaser. Juego para 2 carburadores.

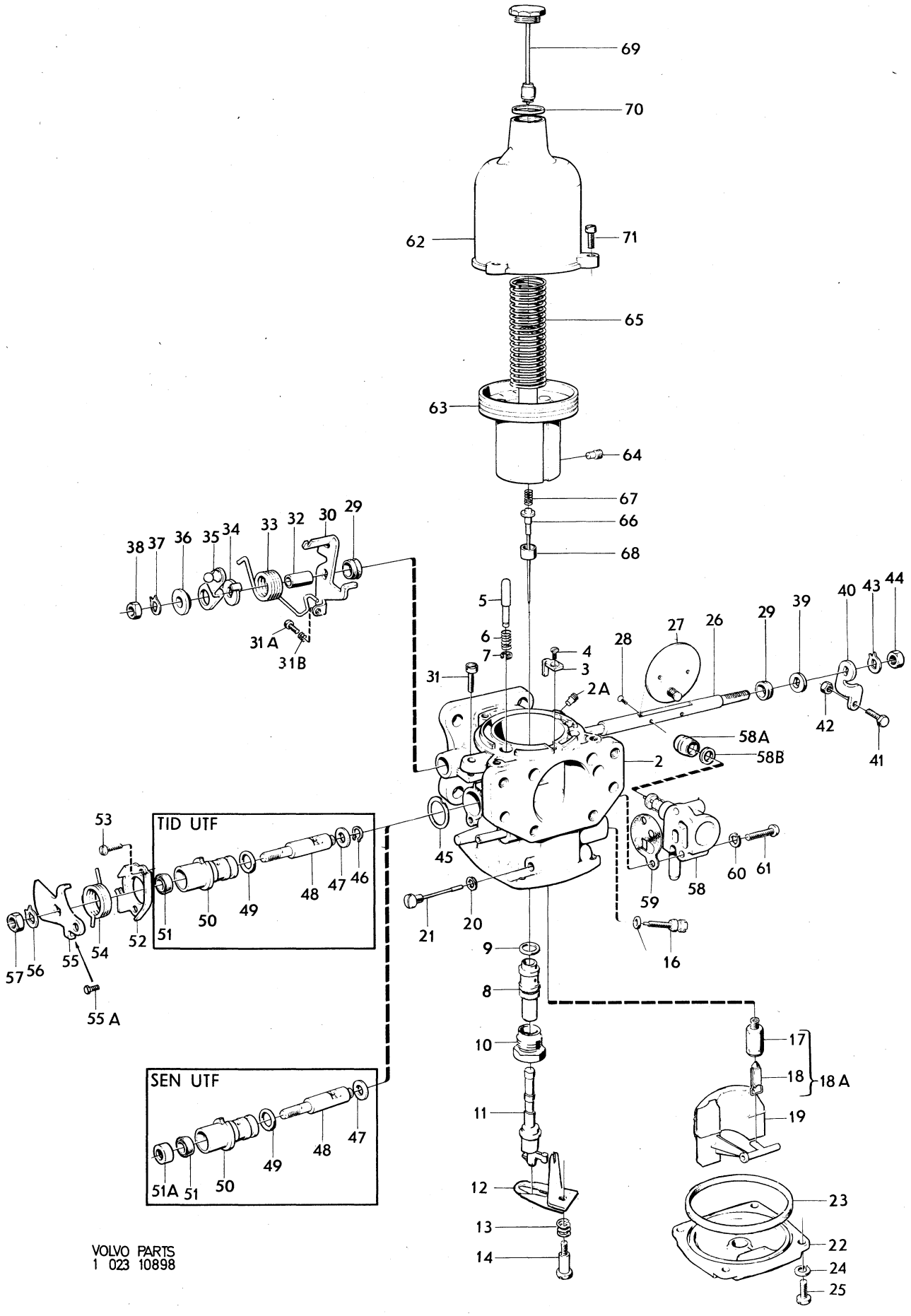

VOLVO PARTS
1 023 10898

Sida Page 74 | Grupp Group 2c | Förgasare Carburetter | Illustration 10899 1979–11 | 0850

Pos. Fig.	Antal/Quantity 237 570	237 571			Artikel nr Part No	Benämning	Description	Sats Kit	B P S R	Anmärkning Notes	
1	1	–	–	–	237570-7	Förgasare, främre	Carburetter, forward		8	ERS AV 1ST 237623–4, 1ST 237626–7, 1ST 237586–3, 1ST 418646–6.	0020 0040 0060 0080
	–	1	–	–	237571-5	Förgasare, bakre	Carburetter, rear		8	ERS AV 1ST 237624–2, 1ST 237625–9, 1ST 237586–3.	0100 0120 0140
2	1	1	–	–		•Hus	•Housing		8		0160
2a	1	–	–	–	237568-1	•Propp	•Plug				0180
3	1	1	–	–	237184-7	•Kil	•Key				0200
4	1	1	–	–	237185-4	•Skruv	•Screw				0220
5	1	1	–	–		•Pinne	•Pin		8		0240
6	1	1	–	–	237042-7	•Fjäder	•Spring		8		0260
7	1	1	–	–		•Spårryttare	•Circlip		8		0280
8	1	1	–	–	237490-8	•Lagerhylsa	•Bearing				0300
9	1	1	–	–	237491-6	•Packning	•Packing	S			0320
10	1	1	–	–	237492-4	•Skruv	•Screw				0340
11	1	–	–	–	237499-9	•Munstycke	•Jet			ERS AV 1 ST 237592–1,	0360
	–	–	–	–						1 ST 237594–7.	0380
	–	1	–	–	237499-9	•Munstycke	•Jet			ERS AV 1 ST 237593–9,	0400
	–	–	–	–						1 ST 237594–7.	0420
12	1	1	–	–	237500-4	•Bimetallfjäder	•Bimetal, assy				0440
13	1	1	–	–	237501-2	•Fjäder	•Spring				0460
14	1	1	–	–	237502-0	•Skruv	•Screw				0480
15	1	1	–	–	237504-6	•O–ring	•O–ring	S			0500
16	1	1	–	–	237503-8	•Justerskruv	•Adjuster screw				0520
17	1	1	–	–		•Säte	•Seat		8		0540
18	1	1	–	–		•Nålventil	•Needle valve		8		0560
18a	1	1	–	–	237569-9	•Nålventil med säte	•Needle valve with seat	S			0580
x 19	1	–	–	–	237692-9	•Flottör	•Float			(237495)	0600
x	–	1	–	–	237693-7	•Flottör	•Float			(237496)	0620
20	1	1	–	–	237498-1	•Bricka	•Washer	S			0640
21	1	1	–	–	237497-3	•Flottöraxel	•Spindle				0660
22	1	1	–	–	237594-7	•Lock	•Cover				0680
23	1	1	–	–	237506-1	•Gummiring	•Rubber ring	S			0700
24	4	4	–	–	955918-8	•Fjäderbricka	•Spring washer	S			0720
25	4	4	–	–	237507-9	•Skruv	•Screw	S			0740
26	1	1	–	–	237508-7	•Spjällaxel	•Spindle				0760
27	1	1	–	–	237586-3	•Spjällskiva	•Throttle disc				0780
x 28	2	2	–	–	943781-5	•Skruv	•Screw	S		(71849)	0800
29	2	2	–	–	419568-1	•Tätningsring	•Seal ring	S		(237510)	0820
30	1	–	–	–	237511-1	•Hävarm	•Lever				0840
	–	1	–	–	237578-0	•Hävarm	•Lever				0860
31	1	1	–	–	237513-7	•Justerskruv	•Adjuster screw				0880
	1	1	–	–	237085-6	•Justerskruv	•Adjuster screw				0900
31a	1	1	–	–	71856-9	•Fjäder	•Spring				0920
32	1	1	–	–	237514-5	•Distanshylsa	•Spacer sleeve				0940
33	1	–	–	–	237602-8	•Returfjäder	•Spring			(237515)	0960
x	–	1	–	–	237603-6	•Returfjäder	•Return spring			(237516)	0980
34	1	–	–	–	237464-3	•Hävarm	•Lever				1000
	–	1	–	–	237517-8	•Hävarm	•Lever				1020
35	1	1	–	–	237466-8	•Hävarm	•Lever				1040
36	1	1	–	–	237465-0	•Bussning	•Bushing				1060
37	1	1	–	–	237467-6	•Låsbricka	•Lock washer	S			1080
38	1	1	–	–	237468-4	•Mutter	•Nut				1100
39	1	1	–	–	237579-8	•Distansbricka	•Spacer washer		8		1120
40	1	–	–	–	237519-4	•Hävarm	•Lever				1140
	–	1	–	–	237520-2	•Hävarm	•Lever				1160
41	1	1	–	–	237521-0	•Justerskruv	•Adjuster screw				1180
42	1	1	–	–	237522-8	•Låsmutter	•Lock nut				1200
43	1	1	–	–	237467-6	•Låsbricka	•Lock washer				1220
44	1	1	–	–	237468-4	•Mutter	•Nut				1240
45	1	1	–	–	237528-5	•Packning	•Packning	S			1260

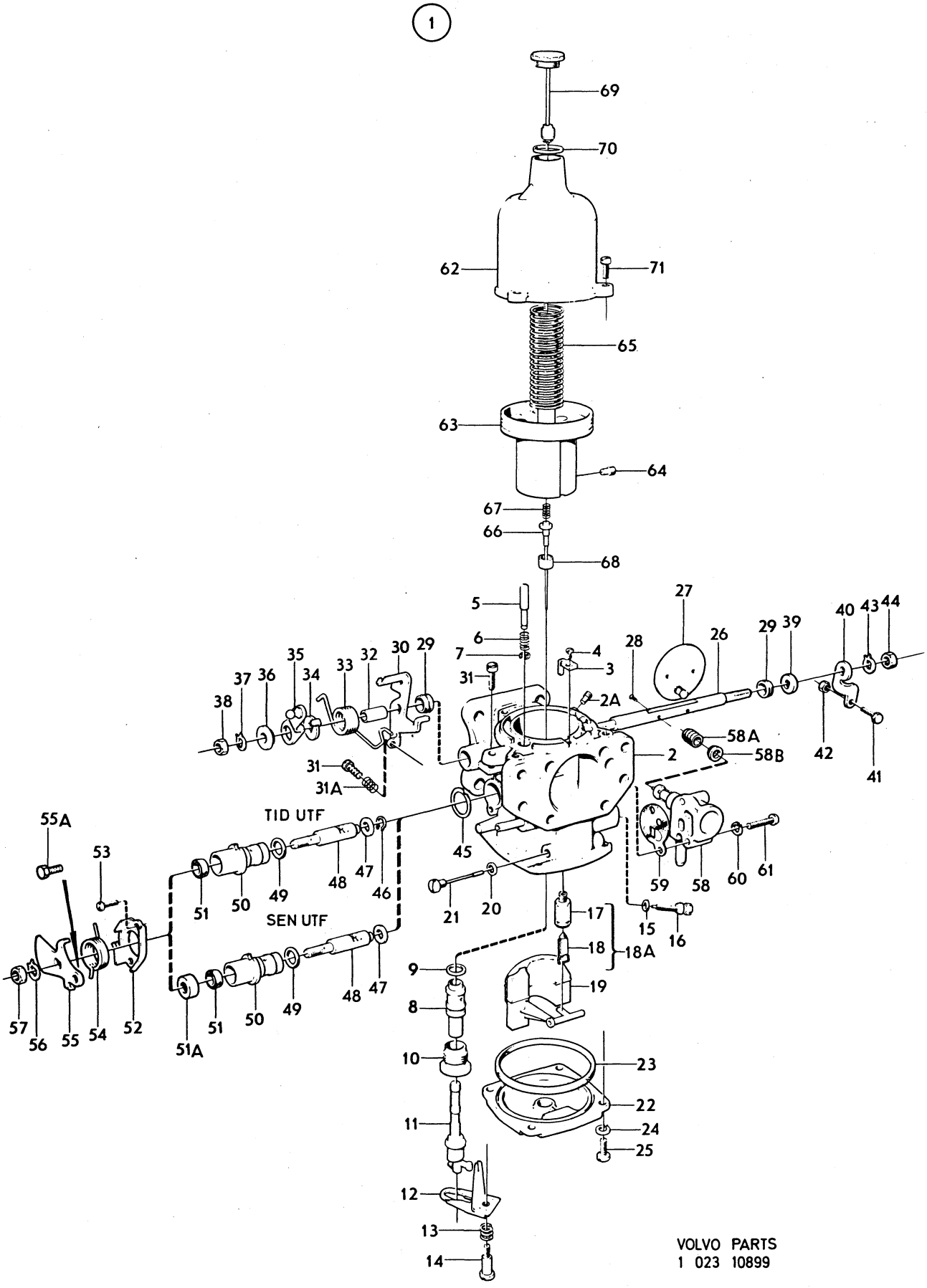
1
69
70
62
71
65
63
64
67
66
68
5
6
7
31
4
3
2A
28
27
26
29
39
40
43
44
42
41
58A
58B
2
38
37
36
35
34
33
32
30
29
31
31A
TID UTF
SEN UTF
55A
53
57
56
55
54
52
51
50
49
48
47
46
51A
45
21
20
17
18
18A
19
15
16
59
58
60
61
9
8
10
11
12
13
14
23
22
24
25
VOLVO PARTS
1 023 10899

Sida Page 76 | Grupp Group 2c | Förgasare Carburetter | Illustration 10899 1979–11 | 0850

Pos. Fig.	Antal/Quantity 237 570	237 571			Artikel nr Part No	Benämning	Description	Sats Kit	B P S R	Anmärkning Notes	
46	1	1	–	–	237525-1	•Spårring	•Circlip			TID UTF	1280
47	1	1	–	–	237524-4	•Bricka	•Washer			TID UTF	1300
	1	1	–	–		•Bricka	•Washer		8	SEN UTF	1320
48	1	1	–	–	237580-6	•Ventilspindel	•Valve spindle		8	TID UTF. ERS AV	1340
										1ST 237595–4,	1360
										1ST 237596–2,	1380
										1ST 237597–0,	1400
										1ST 419568–1.	1420
	1	1	–	–	237595-4	•Ventilspindel	•Valve spindle			SEN UTF	1440
49	1	1	–	–	237527-7	•O–ring	•O–ring	S			1460
50	1	1	–	–	237581-4	•Ventilhylsa	•Valve sleeve		8	TID UTF. ERS AV	1480
										1ST 237595–4,	1500
										1ST 237596–2,	1520
										1ST 237597–0,	1540
										1ST 419568–1	1560
	1	1	–	–	237596-2	•Ventilhylsa	•Valve sleeve			SEN UTF	1580
51	1	1	–	–	237529-3	•Tätningsring	•Seal ring	S		TID UTF	1600
	1	1	–	–	419568-1	•Tätningsring	•Seal ring	S		(237510)	1620
51a	1	1	–	–	237597-0	•Styrning	•Guide			SEN UTF	1640
52	1	–	–	–	237530-1	•Hållare	•Retainer		8		1660
	–	1	–	–	237582-2	•Hållare	•Retainer		8		1680
53	2	2	–	–	237531-9	•Skruv	•Screw				1700
x 54	1	–	–	–	237628-3	•Returfjäder	•Return spring			(237532)	1720
x	–	1	–	–	237629-1	•Returfjäder	•Return spring			(237583)	1740
55	1	–	–	–	237584-8	•Hävarm	•Lever				1760
	–	1	–	–	237585-5	•Hävarm	•Lever				1780
55a	1	1	–	–	955225-8	••Skruv	••Screw				1800
56	1	1	–	–	237467-6	•Låsbricka	•Lock washer	S			1820
57	1	1	–	–	237468-4	•Mutter	•Nut				1840
58	1	–	–	–	237534-3	•Ventilationshus	•Ventilator housing				1860
	–	1	–	–	237535-0	•Ventilationshus	•Ventilator housing				1880
58a	1	1	–	–	237604-4	•Gummitätning	•Rubber seal				1900
58b	1	1	–	–	955894-1	•Bricka	•Washer				1920
59	1	–	–	–	237539-2	•Packning	•Packing	S			1940
	–	1	–	–	237540-0	•Packning	•Packing	S			1960
60	2	2	–	–	955918-8	•Fjäderbricka	•Spring washer				1980
61	2	2	–	–	237541-8	•Skruv	•Screw				2000
62	1	1	–	–	237404-9	•Vakuumkammare	•Vacuum chamber				2020
63	1	1	–	–		••Kolv	••Piston		8		2040
64	1	1	–	–	237575-6	••Skruv	••Screw	S	8	ERS AV 1ST 237614–3,	2060
										1ST 237615–0.	2080
65	1	1	–	–	71816-3	•Fjäder	•Spring				2100
66	1	1	–	–	237550-9	•Bränslenål	•Jet needle				2120
67	1	1	–	–	237405-6	•Fjäder	•Spring				2140
68	1	1	–	–	237576-4	•Styrning	•Guide		8	ERS AV 1ST 237614–3,	2160
										1ST 237615–0.	2180
69	1	1	–	–	237144-1	•Dämpare	•Damper				2200
70	1	1	–	–	190349-1	•Packning	•Packing				2220
71	1	1	–	–	237084-9	•Skruv	•Screw	S			2240
	–	–	–	–	276302-7	Reparationssats	Repair kit			27)	2260

27. Sats för 2 förgasare. Kit for 2 carburetters. Jeu pour 2 carburateurs. Satz für 2 Vergaser. Juego para 2 carburadores.

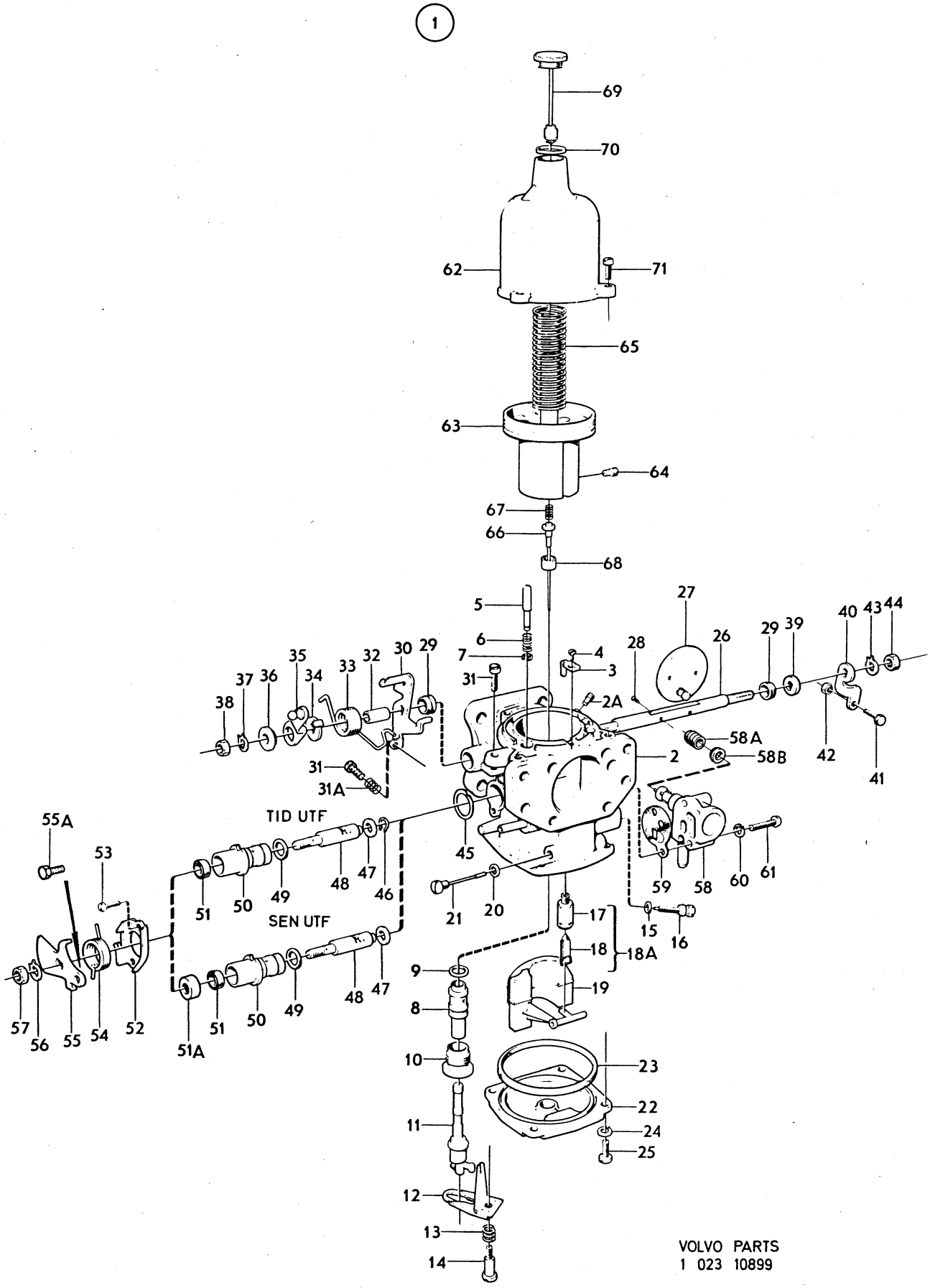
1
69
70
62
71
65
63
64
67
66
68
5
6
7
31
4
3
2A
2
58A
58B
27
28
26
29
39
40
43
44
42
41
38
37
36
35
34
33
32
30
29
31
31A
TID UTF
SEN UTF
55A
53
51
50
49
48
47
46
45
21
20
17
18
18A
15
16
59
58
60
61
9
8
10
11
12
13
14
19
23
22
24
25
57
56
55
54
52
51A
VOLVO PARTS
1 023 10899

Sida Page	Grupp Group	Ventilationsanordning	Ventilation unit	Illustration	0900
78	2c			7658 1979–11	

Pos. Fig.	Antal/Quantity B20B SU	B20B ZS			Artikel nr Part No	Benämning	Description	Sats Kit	B P S R	Anmärkning Notes	
	–	–	–	–		VENTIL MED	VALVE WITH		8		1010
						MONTERINGSDETALJER	MOUNTING DETAILS		8	16)	1020
											1021
1	1	–	–	–	460071-4	•Ventil	•Valve			ERS AV 460331–2	1030
2	1	–	–	–		••Reglerstång	••Control rod		8		1050
3	1	–	–	–	419905-5	••Gummitätning	••Rubber seal				1060
4	1	–	–	–	419867-7	•Ventilreglage	•Valve control		8		1070
5	2	–	–	–	16947-4	•Nit	•Rivet		8		1080
6	3	–	–	–	419865-1	•Slanganslutning	•Hose adapter pipe		8		1100
7	2	–	–	–	192034-7	•Slang	•Hose			L 50 MM	1110
8	80MM	–	–	–	192034-7	•Slang	•Hose				11
9	1	–	–	–		•Mutter	•Nut		8	TID UTF	11
10	1	–	–	–		•Fjäder	•Spring		8	TID UTF	1140
11	1	–	–	–		•Bricka	•Washer		8	TID UTF	1150
12	1	–	–	–	955890-9	•Bricka	•Washer				1160
13	2	–	–	–	955778-6	•Mutter	•Nut				1180
											11
	–	–	–	–		VENTIL MED	VALVE WITH				11
						MONTERINGSDETALJER	MOUNTING DETAILS		8	19)	1200
											1201
14	–	1	–	–	460071-4	•Ventil	•Valve			25) ERS AV 460331–2	1210
	–	1	–	–	460331-2	•Ventil	•Valve			26)	1220
15	–	1	–	–		••Reglerstång	••Control rod		8		1230
16	–	1	–	–	419905-5	••Gummitätning	••Rubber seal				1240
17	–	2	–	–	16947-4	•Nit för 460071	•Rivet for 460071			25) 3X9	1250
	–	2	–	–	16948-2	•Nit för 460331	•Rivet for 460331			26) 4X12	1260
18	–	3	–	–	419864-4	•Slanganslutning	•Hose adapter pipe		8		1270
19	–	2	–	–	955890-9	•Bricka för 460071	•Washer for 460071			25) DI 3,2	1280
	–	2	–	–	955891-7	•Bricka för 460331	•Washer for 460331			26) DI 4,3	1290
20	–	65MM	–	–	192034-7	•Slang	•Hose				1300
21	–	235	–	–	192034-7	•Slang	•Hose				1310
22	–	2	–	–	419865-1	•Slanganslutning	•Hose adapter pipe				1320
23	–	2	–	–		•Bricka	•Washer			SE SIDA 82, 1-I11	1330
24	–	1	–	–	955778-6	•Mutter	•Nut				1340
25	–	1	–	–	460104-3	•Ventilreglage	•Valve control			(419873)	1350
26	–	1	–	–	419871-9	•Distansbricka	•Spacer washer				1360
27	–	1	–	–	419872-7	•Skruv	•Screw				1370
28	–	1	–	–	192292-1	•Bricka	•Washer			(120085)	13

16. 142 CH–178959, 144 CH–194139, 145 CH 61599.
19. Vst 142 CH–178959. 144 CH–194139. 145 CH–61599. Hst 142 CH 178960–, 144 CH 194140–, 145 CH 61600–.
25. 142 CH–226170. 144 CH–232054. 145 CH–83067.
26. 142 CH 226171–. 144 CH 232055–. 145 CH 83068–.

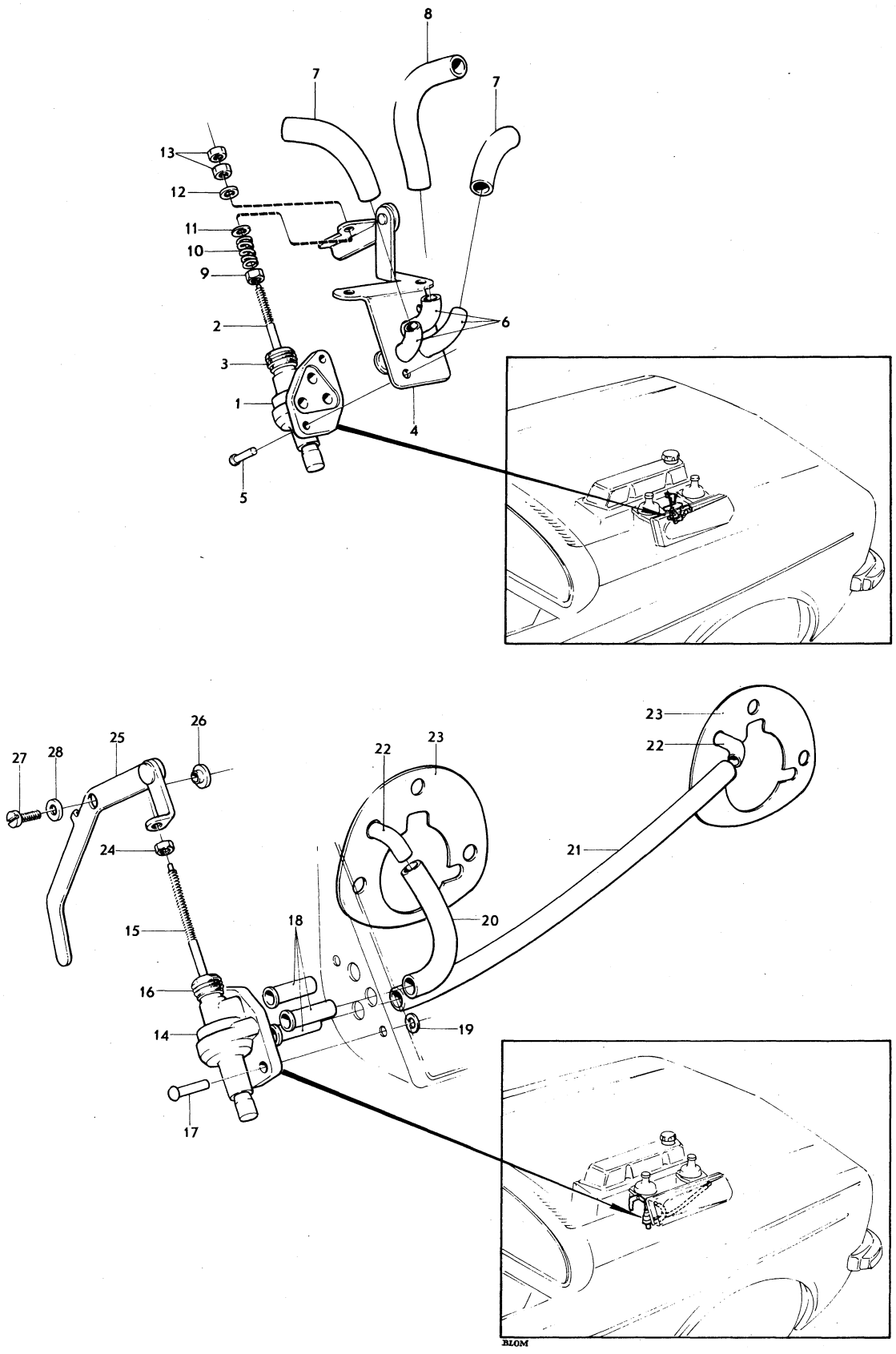

VOLVO
KA 7658

Sida Page	Grupp Group	Luftfilter B18	Air filter B18	Illustration 7662 1979–11	0950
80	2c				

Pos. Fig.	Antal/Quantity B18A	B18B			Artikel nr Part No	Benämning	Description	Sats Kit	BPSR	Anmärkning Notes	
1	1	–	–	–	679260-0	Luftfilter	Air filter			UPOS, VST	1010
	1	–	–	–	679261-8	Luftfilter	Air filter			MPOS, VST	1020
2	1	–	–	–	673979-1	Luftfilter	Air filter			UPOS, MST	1030
	1	–	–	–	681437-0	Luftfilter	Air filter			MPOS, MST	1040
3	1	–	–	–	678516-6	Hölje	Casing			MST	1050
4	3	–	–	–	943758-3	Skruv	Screw			(955531) UST	1060
5	3	–	–	–	955530-1	Skruv	Screw			MST	1070
6	3	–	–	–	941907-8	Fjäderbricka	Spring washer				1080
7	1	–	–	–	680642-6	Packning	Gasket				1090
8	–	1	–	–	672280-5	Luftfilter, främre	Air filter,forward			ULD	1100
9	–	1	–	–	672281-3	Luftfilter, bakre	Air filter,rear			ULD	[illegible]
10	–	2	–	–	678516-6	Hölje	Casing			MST, ULD	[illegible]0
11	–	6	–	–	955530-1	Skruv	Screw			ULD	1130
12	–	3	–	–	941907-8	Fjäderbricka	Spring washer			ULD	1140
13	–	2	–	–	677607-4	Packning	Gasket			ULD, 144 CH–2567	1150
	–	3	–	–	677607-4	Packning	Gasket			ULD, 142. 144 CH 2568–.	1160
										145.	1170
14	–	1	–	–	678748-5	Mellanstycke	Spacer		8	RV, MST	[illegible]0
15	–	1	–	–	677607-4	Packning	Gasket			RV, MST	1190
16	–	3	–	–	940135-7	Skruv	Screw			RV, MST	1200
17	–	3	–	–	941907-8	Fjäderbricka	Spring washer			RV, MST	1210
18	–	1	–	–	677481-4	Luftfilter	Air filter		8	MLD	1220
19	–	2	–	–	672398-5	Packning	Gasket		8	MLD	1230
20	–	2	–	–	677607-4	Packning	Gasket			MLD	1240
21	–	2	–	–		Gummikudde	Rubber cushion		8	MLD	1250
22	–	4	–	–	950059-6	Skruv	Screw			MLD	1260
23	–	4	–	–	955949-3	Låsbricka	Lock washer			MLD	1270
24	–	4	–	–	955826-3	Mutter	Nut			MLD	1280
25	–	1	–	–	672399-3	Stag	Stay		8	MLD	1290
26	–	1	–	–	672357-1	Distansrör	Spacer tube				1300
27	–	1	–	–	1212079-6	Gummibussning	Rubber bushing				1310
28	–	1	–	–	960138-6	Bricka	Washer			(120618)	1320
29	–	1	–	–	951672-5	Mutter	Nut				1330
30	–	2	–	–		Mutter	Nut			SE GRUPP 2A	1340
31	–	2	–	–		Bricka	Washer			SE GRUPP 2A	1350
32	–	1	–	–	273180-0	Monteringssats	Installation kit		8		1360
33	–	1	–	–	673981-7	•Filterhus, underdel	•Filter housing, lower			6) MLF	1370
34	–	4	–	–	679623-9	••Klammer	••Clip			6)MLF	[illegible]0
35	–	4	–	–	673792-8	••Klammerlås	••Lock			6)MLF	[illegible]
36	–	1	–	–	679658-5	•Insats	•Insert			6) MLF	1400
37	–	1	–	–	680743-2	•Filterhus, överdel	•Filter housing, upper			6) MLF	1410
38	–	2	–	–	679558-7	•Bricka	•Washer			6) MLF	1420
39	–	2	–	–	677607-4	•Packning	•Gasket			6)MLF	1430
40	–	6	–	–	955523-6	•Skruv	•Screw			6) MLF	1440
41	–	12	–	–	941907-8	•Fjädrande bricka	•Resilient washer			6) MLF	[illegible]
42	–	1	–	–	673648-2	•Slang	•Hose			6)MLF	1460
43	–	1	–	–	684042-5	•Spjällhus	•Shutter housing			6) (681043) MLF	1470
44	–	1	–	–	944407-6	•Slang	•Hose			6) MLF	1480
45	–	1	–	–	681852-0	•Luftintag	•Air intake			6) MLF	1490
x 46	–	3	–	–	943481-2	•Slangklammer	•Hose clamp			6) (951798) MLF	1500
x 47	–	1	–	–	943480-4	•Slangklammer	•Hose clamp			6) (951797) MLF	1510
48	–	1	–	–	419704-2	•Förvärmningsplåt	•Pre–heating plate			6)MLF	1520
49	–	2	–	–	419712-5	•Bygel	•Brace			6)MLF	1530
50	–	2	–	–	955825-5	•Mutter	•Nut			6) MLF	1540
51	–	1	–	–	671842-3	•Skyddshatt	•Cap			6) MLF, UPOS	1550

6. Ej standardutrustning. Säljes som tillbehör. Optional extra. N'est pas equipement standard. Est vendue comme accessoire. Nicht serienmässig. Verkauf als Zubehör. No forma parte del equipo standard. Se vende como accesorio.

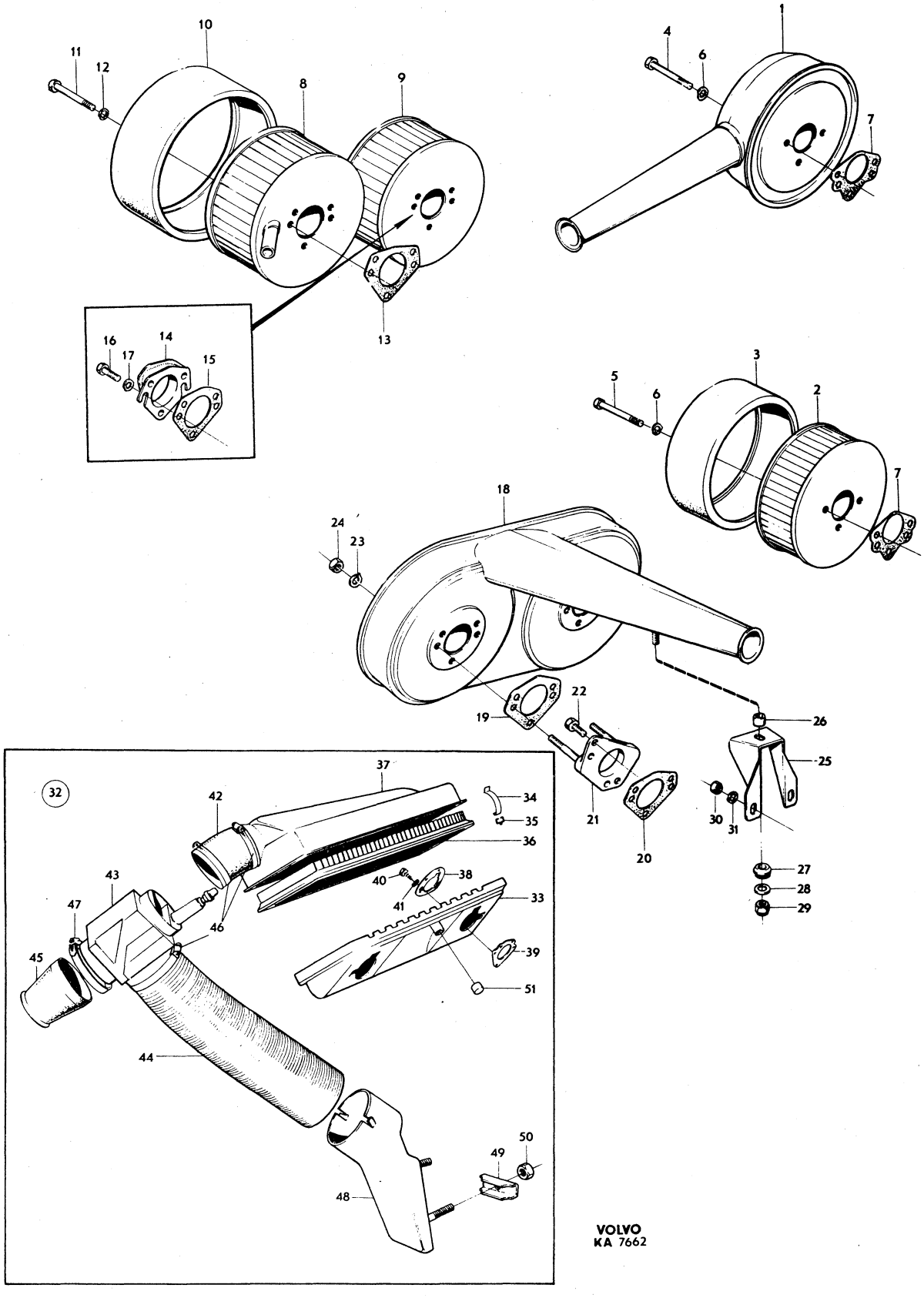
1
2
3
4
5
6
7
8
9
10
11
12
13
14
15
16
17
18
19
20
21
22
23
24
25
26
27
28
29
30
31
32
33
34
35
36
37
38
39
40
41
42
43
44
45
46
47
48
49
50
51
VOLVO
KA 7662

Sida Page	Grupp Group	Luftfilter	Air filter	Illustration
		B20A, B20B, B20D	B20A, B20B, B20D	10900
82	2c			1979–11

Pos. Fig.	Antal/Quantity B20A SU	B20A ZS	B20B B20D SU	B20B ZS	Artikel nr Part No	Benämning	Description	Sats Kit	B P S R	Anmärkning Notes	
1	–	1	–	–	673246-5	Luftfilter	Air filter		8	11. 15) VST. ERS AV	1010
										1ST 460406–2.	1011
										1ST 684576–2.	1012
										1ST 684730–5.	1013
	–	1	–	–	673246-5	Luftfilter	Air filter		8	11. 15) HST. ERS AV	1014
										1ST 460406–2.	1015
										1ST 684730–5.	1016
	–	1	–	–	684664-6	Luftfilter	Air filter		8	20. 15) VST. ERS AV	1020
										1ST 460406–2.	1021
										1ST 684576–2.	1022
	–	1	–	–	684664-6	Luftfilter	Air filter		8	21. 15) HST. ERS AV	10[illegible]
										1ST 460406–2.	10[illegible]
	1	–	–	–	684663-8	Luftfilter	Air filter			18) VST SU. S–1600–1606	1040
										S–1700–1707, S–1709–1712	1050
1a	1	1	–	–	460406-2	Luftfilter	Air filter			22) (687147)	1060
1b	1	1	–	–	684730-5	Plugg	Plug				1070
2	–	1	–	–	681437-0	Luftfilter	Air filter			13) MST	10[illegible]
3	–	1	–	–	678516-6	Hölje	Casing			13) MST	10[illegible]
4	–	3	–	–	955530-1	Skruv	Screw			13) MST, L 83	1100
	–	3	–	–	943758-3	Skruv	Screw			13) UST, L 89	1110
	3	3	–	–	943758-3	Skruv	Screw			14)	1120
5	3	3	–	–	941907-8	Fjädrande bricka	Resilient washer				1130
6	–	3	–	–	955894-1	Bricka	Washer			11) MST	1140
7	–	1	–	–	680642-6	Packning	Gasket			VST ZS. HST	1150
	1	–	–	–	677607-4	Packning	Gasket			VST SU. S–1600–1606,	1160
										S–1700–1707, S–1709–1711	1170
8	–	–	1	–	673981-7	Filterhus, underdel	Filter housing, lower			16) GV. VST RV	1180
	–	–	1	–	686181-9	Filterhus, underdel	Filter housing, lower			17)	1190
	–	–	–	1	683719-9	Filterhus, underdel	Filter housing, lower				1200
9	–	–	4	–	679623-9	•Klammer	•Clip			16) GV. VST RV	1210
	–	–	4	–	679623-9	•Klammer	•Clip			17)	1220
	–	–	–	4	683335-4	•Klammer	•Clip				1230
10	–	–	4	–	673792-8	•Klammerlås	•Lock			16) GV. VST RV	1240
	–	–	4	–	673792-8	•Klammerlås	•Lock			17)	1250
11	–	–	1	–	679658-5	Insats	Insert			16) GV. VST RV	1260
	–	–	1	–	679658-5	Insats	Insert			17)	1270
	–	–	–	1	681609-4	Insats	Insert				1280
12	–	–	1	–	680743-2	Filterhus, överdel	Filter housing upper			16) GV. VST RV	129[illegible]
	–	–	1	–	680743-2	Filterhus, överdel	Filter housing upper			17)	13[illegible]
	–	–	–	1	681607-8	Filterhus, överdel	Filter housing upper				1310
13	–	–	2	–	679558-7	Bricka	Washer			16) GV. VST RV	1320
	–	–	2	–	684869-1	Bricka	Washer			17)	1330
	–	–	–	2	683718-1	Bricka	Washer				1340
14	–	–	2	–	677607-4	Packning, främre	Gasket forward			16) GV. VST RV	135[illegible]
	–	–	1	–	419590-5	Packning, bakre	Gasket rear			16) GV. VST RV	13[illegible]
	–	–	2	–	684812-1	Packning	Gasket			17)	137[illegible]
15	–	–	–	2	680642-6	Packning	Gasket				1380
16	–	–	6	6	955523-6	Skruv	Screw			16) GV	1390
	–	–	6	6	955523-6	Skruv	Screw			17)	1400
17	–	–	6	6	941907-8	Fjädrande bricka	Resilient washer				1410
18	1	1	1	1	684576-2	Slang	Hose			MLF, ALT 1, L 85	1420
	1	1	1	1	673648-2	Gummiböj	Rubber elbow			MLF, ALT 2	1425

11. 142 CH–112399, 144 CH–138699, 145 CH–30899.
13. 142 CH 73700–178959. 142 Hst CH 178960–. 144 CH 107349–194139. 144 Hst CH 194140–. 145 CH 16394–61599. 145 Hst CH 61600–.
14. 142 CH –249929. 144 CH –263069. 145 CH –103379.
15. Excl Bahco ers av 1 st 687147–9, 1 st 684730–5. Bahco ers av 1 st 687147–9, 1 st 684730–5, 1 st 1211001–1.
16. 142 CH–178959, 144 CH–194139, 145 CH–61599.
17. 142 CH 178960–, 144 CH 194140–, 145 CH 61600–.
18. 142 CH 178960–249929. 144 CH 194140–263069. 145 CH 61600–103379.
20. 142 STD CH 112400–181984. 142 FAV CH 112400–181275. 144 CH 138700–196061. 145 CH 30900–62869.
21. 142 STD CH –181984. 142 FAV CH –181275. 144 CH –196061. 145 CH –62869.
22. 142 STD CH 181985–. 142 FAV CH 181276–. 144 CH 196062–. 145 CH 62870–.

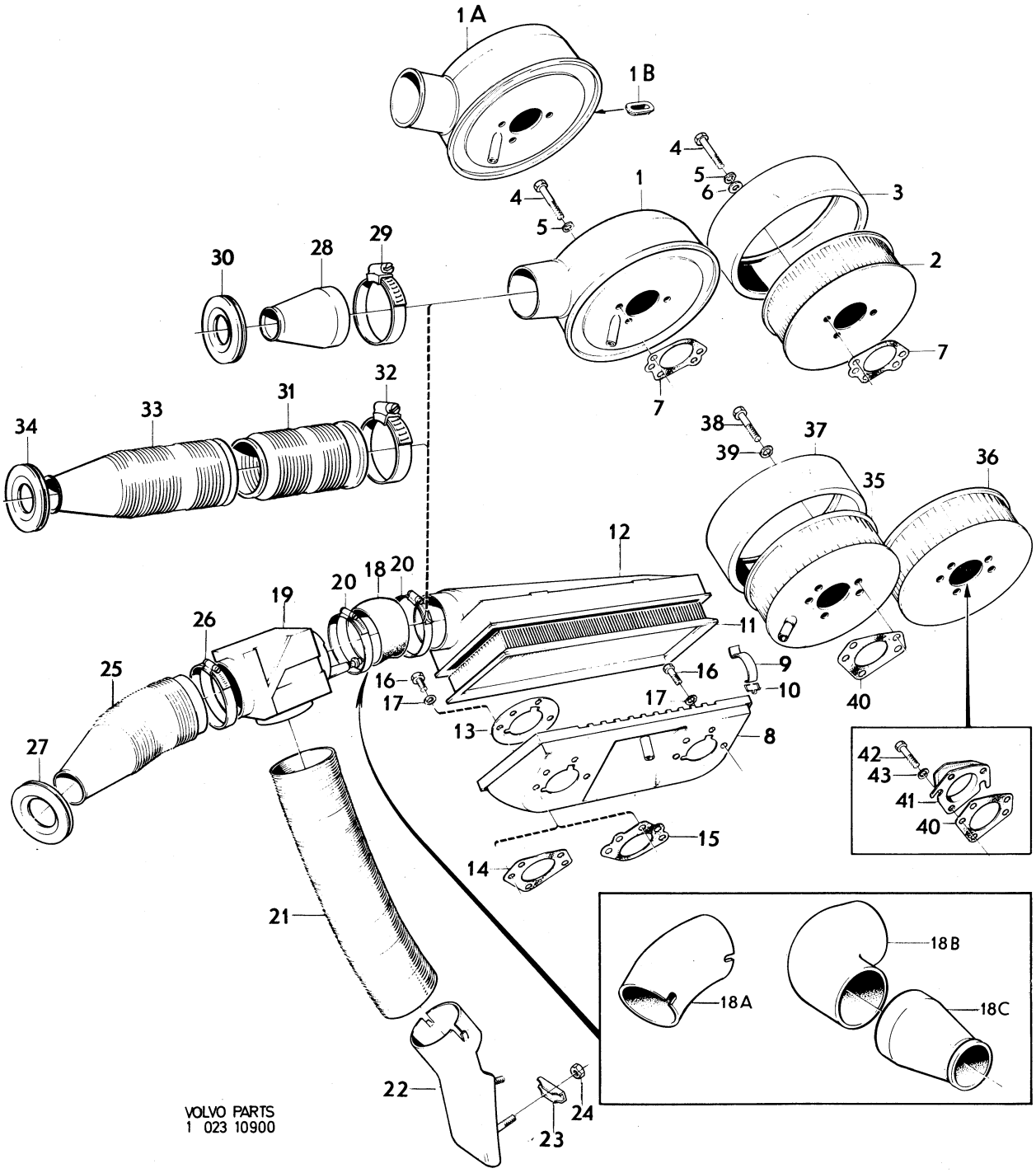

VOLVO PARTS
1 023 10900

Sida Page	Grupp Group	Luftfilter / Air filter	Illustration
84	2c	B20A, B20B, B20D / B20A, B20B, B20D	10900 1979–11

Pos. Fig.	Antal/Quantity B20A SU	B20A ZS	B20B B20D SU	B20B ZS	Artikel nr Part No	Benämning	Description	Sats Kit	BPSR	Anmärkning Notes	
18a	1	1	–	–	1211001-1	Plastböj	Plastic elbow			22) BAHCO	1430
18b	–	–	1	1	674499-9	Plastböj	Plastic elbow			21) BAHCO	1435
18c	–	–	1	1	681852-0	Luftintag	Air intake			21) BAHCO	1436
19	1	1	1	1	681043-6	Spjällhus	Shutter housing		8	142 VST MLF CH–112291	1440
										144 VST MLF CH–138394	1450
										145 VST MLF CH–30720	1460
										ERS AV 1 ST 684042–5,	1470
										1 ST 684041–7	1480
	1	1	1	1	684042-5	Spjällhus	Shutter housing			142 VST MLF CH 112292–	1490
										178959. 144 VST MLF CH	1500
										138395–194139. 145 VST	1510
										MLF CH 30721–61599	1520
	1	1	1	1	684042-5	Spjällhus	Shutter housing			17) MLF	1530
x 20	2	2	2	2	943481-2	Slangklamma	Hose clamp			(951798) MLF	1540
21	1	1	1	1	944406-8	Slang	Hose			16) VST MLF	1550
	1	1	1	1	944407-6	Slang	Hose			17) VST MLF	1560
	1	1	1	1	944409-2	Slang	Hose			HST MLF	1570
22	1	1	1	1	419704-2	Förvärmningsplåt	Pre–heating plate			VST MLF	2010
	1	1	1	1	460051-6	Förvärmningsplåt	Pre–heating plate			HST MLF	2020
23	2	2	2	2	419712-5	Bygel	Brace			VST MLF	2030
	1	1	1	1	419712-5	Bygel	Brace			HST MLF	2040
24	2	2	2	2	955825-5	Mutter	Nut			VST MLF	2050
	1	1	1	1	955825-5	Mutter	Nut			HST MLF	2060
25	1	1	1	1	684041-7	Luftintag	Air intake			MLF	2140
x 26	1	1	1	1	943480-4	Slangklamma	Hose clamp			(951797) MLF	2150
27	1	1	1	1	341159-2	Bussning	Bushing			MLF	2160
28	1	1	1	1	681852-0	Luftintag	Air intake			ULF. TID UTF	2170
x 29	1	1	1	1	943480-4	Slangklamma	Hose clamp			(951797) ULF. TID UTF	2180
30	1	1	1	1	681853-8	Lock	Cover			ULF. TID UTF	2190
31	1	1	1	1	460435-1	Slang	Hose			ULF. SEN UTF	2200
x 32	1	1	1	1	943480-4	Slangklamma	Hose clamp			(951797) ULF. SEN UTF	2210
33	1	1	1	1	684041-7	Luftintag	Air intake			ULF. SEN UTF	2220
34	1	1	1	1	341159-2	Bussning	Bushing			ULF. SEN UTF	2230
35	–	–	1	–	672280-5	Luftfilter, främre	Air filter, forward			16) HST RV	2240
36	–	–	1	–	672281-3	Luftfilter, bakre	Air filter, rear			16) HST RV, TID UTF	2250
	–	–	1	–	672280-5	Luftfilter, bakre	Air filter, rear			16) HST RV, SEN UTF	2260
37	–	–	1	–	678516-6	Hölje	Casing			11) HST RV	2270
38	–	–	6	–	955530-1	Skruv	Screw			16) HST RV	2280
39	–	–	3	–	941907-8	Fjädrande bricka	Resilient washer			16) HST RV	2290
40	–	–	3	–	677607-4	Packning	Gasket			16) HST RV	2300
41	–	–	1	–	678748-5	Mellanstycke	Spacer		8	16) HST. RV	2310
42	–	–	3	–	940135-7	Skruv	Screw			16) HST RV	2320
43	–	–	3	–	941907-8	Fjädrande bricka	Resilient washer			16) HST RV	2330

11. 142 CH–112399, 144 CH–138699, 145 CH–30899.
16. 142 CH–178959, 144 CH–194139, 145 CH–61599.
17. 142 CH 178960–, 144 CH 194140–, 145 CH 61600–.
21. 142 std CH –181984. 142 FAV CH –181275. 144 CH –196061. 145 CH –62869.
22. 142 std CH 181985–. 142 FAV CH 181276–. 144 CH 196062–. 145 CH 62870–.

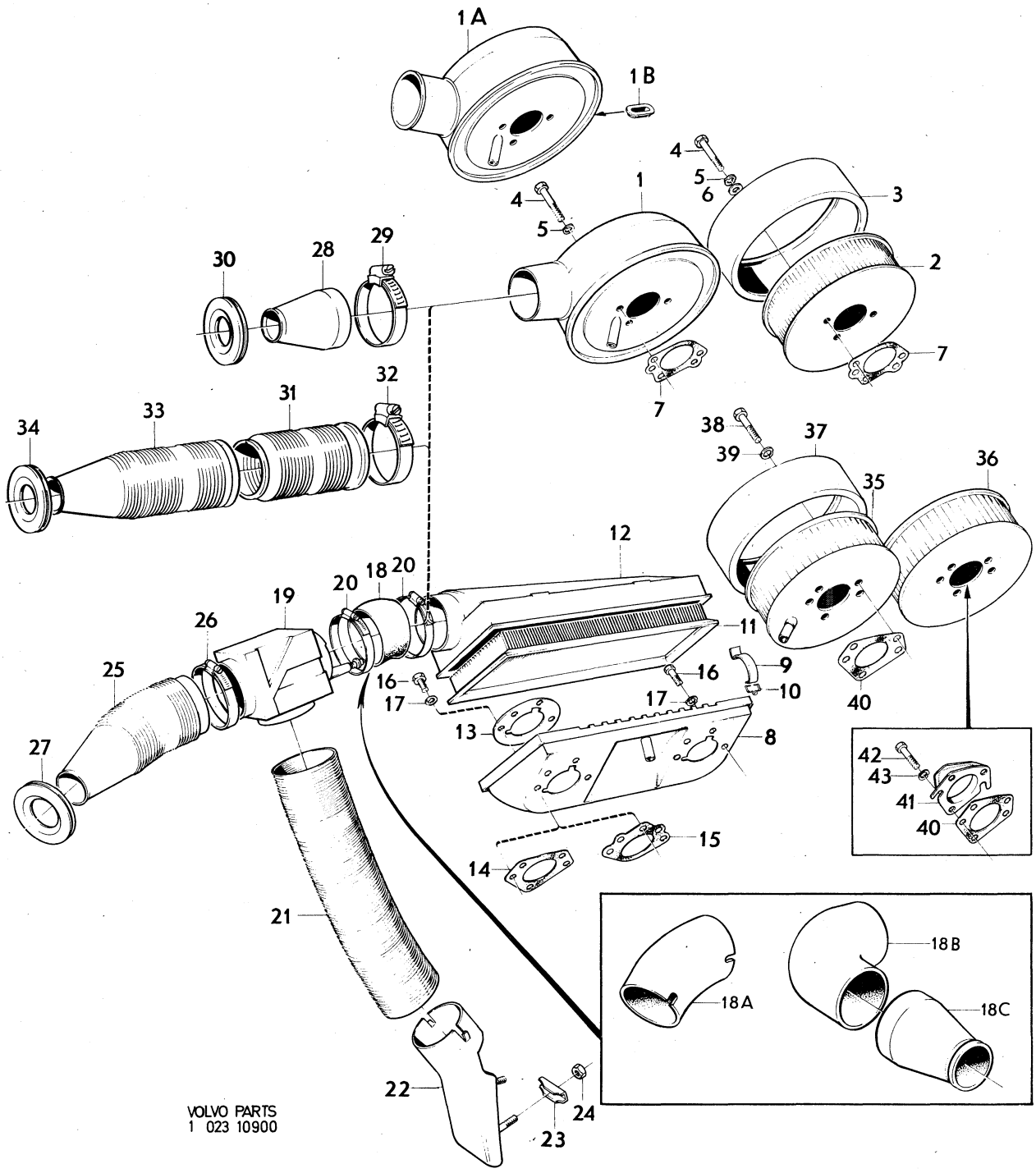
1 A
1 B
4
5
6
1
3
2
7
30
28
29
34
33
31
32
38
39
37
35
36
12
11
9
10
16
17
13
8
15
14
40
42
43
41
21
22
23
24
18 A
18 B
18 C
VOLVO PARTS
1 023 10900

Sida Page	Grupp Group	Luftfilter / Air filter	Illustration
86	2c	B20 insprutningsmotor / B20 fuel injection engine	1050 8949 1979–11

	Pos. Fig.	Antal/Quantity				Artikel nr Part No	Benämning	Description	Sats Kit	B P S R	Anmärkning Notes	
x	1	1	–	–	–	460944-2	Luftfilter	Air filter			(684859)	1010
	2	1	–	–	–	955523-6	Skruv	Screw				1020
	2a	1	–	–	–	960141-0	Bricka	Washer				1030
	3	1	–	–	–	682043-5	Slang	Hose				1040
x	4	3	–	–	–	943480-4	Slangklamma	Hose clamp			(951797)	1050
	5	1	–	–	–	681852-0	Luftintag	Air intake				1060
	6	1	–	–	–	341159-2	Bussning	Bushing				1070

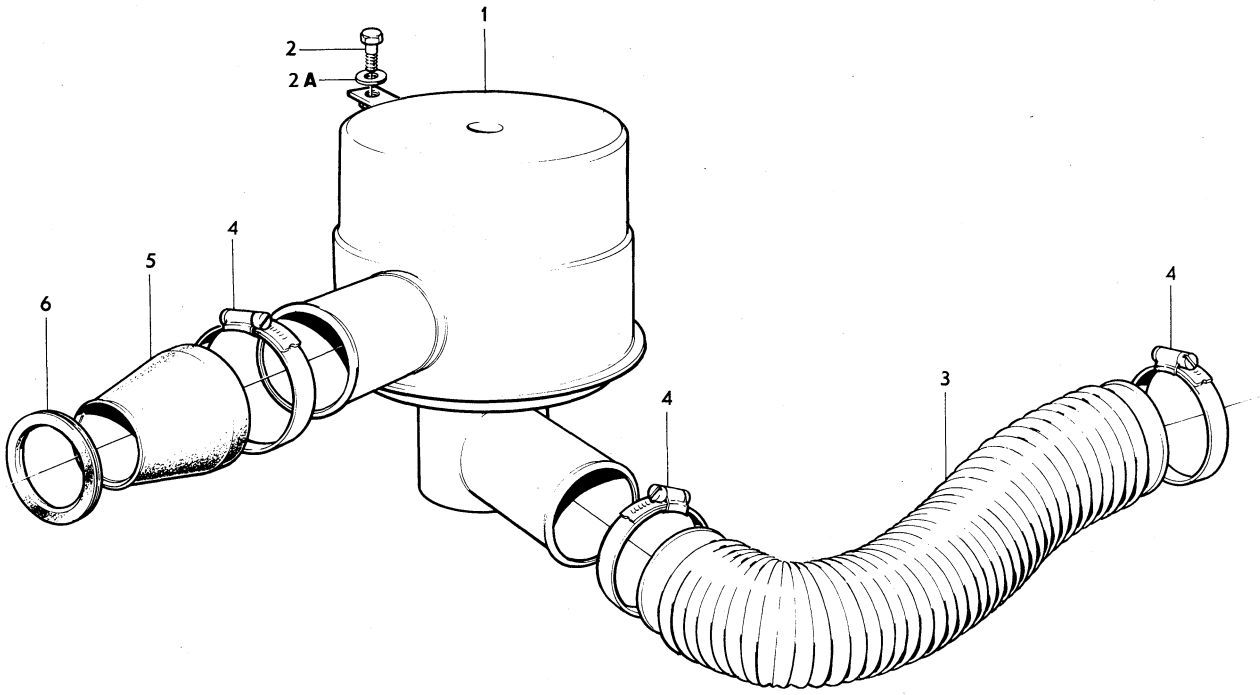
1
2
2A
4
5
6
4
4
3
4


BLOM

Sida Page	Grupp Group	Bränslepump / Fuel pump	Illustration
88	2c	B20 förgasarmotor / B20 carburetter engine	10901 1979–11

Pos. Fig.	Antal/Quantity				Artikel nr Part No	Benämning	Description	Sats Kit	BPSR	Anmärkning Notes	
1	1	–	–	–	419291-0	Bensinpump	Fuel pump			28) ALT 1. MÄRKT AC. ERS AV 1 ST 460429–4, 1 ST 460678–6.	1010 1020 1030
2	1	–	–	–	460217-3	•Fjäder	•Spring		8		1050
3	1	–	–	–	276282-1	Reparationssats	Repair kit			ERS AV 1 ST 460429–4, 1 ST 460678–6.	1060 1070
4	1	–	–	–		•Bricka	•Washer	S			1080
5	1	–	–	–	419427-0	•Packning	•Gasket	S			1090
6	1	–	–	–	419428-8	•Sil	•Strainer	S			1100
7	2	–	–	–	15517-6	•Packning	•Gasket	S			1110
8	2	–	–	–		•Ventil	•Valve	S			[illegible]
9	1	–	–	–		•Membran	•Diaphragm	S			[illegible]30
10	1	–	–	–		•Tätningsbricka	•Seal washer	S			1140
11	1	–	–	–		•Packning	•Gasket	S			1150
12	1	–	–	–		•Länkarm	•Rocker arm	S			1160
13	1	–	–	–		•Fjäder	•Spring	S			1170
14	1	–	–	–		•Axel	•Shaft	S			[illegible]0
15	2	–	–	–		•Bricka	•Washer	S			[illegible]0
16	2	–	–	–		•Hållare	•Retainer	S			1200
17	1	–	–	–	276281-3	Membransats	Diaphragm kit				1210
18	1	–	–	–		•Bricka	•Washer	S			1220
19	1	–	–	–	419427-0	•Packning	•Gasket	S			1230
20	2	–	–	–	15517-6	•Packning	•Gasket	S			1240
21	2	–	–	–		•Ventil	•Valve	S			1250
22	1	–	–	–		•Membran	•Diaphragm	S			1260
23	1	–	–	–	418878-5	Bensinpump	Fuel pump		8	28. 29) ALT 2. MÄRKT APG ERS AV 1ST 460497–1	1270 1280 1290
24	1	–	–	–	276520-4	Reparationssats	Repair kit		8	ERS AV 1ST 460497–1. 1ST 235574–1	1300 1310
25	1	–	–	–	15521-8	•Packning	•Packing	S	8		1320
26	1	–	–	–	418948-6	•Packning	•Packing	S			1330
27	1	–	–	–		•Sil	•Strainer	S			1340
28	1	–	–	–		•Membran	•Diaphragm	S			1350
29	3	–	–	–	956078-0	•Skruv	•Screw	S		(115078)	1360
30	3	–	–	–	955918-8	•Fjäderbricka	•Spring washer	S			1370
31	1	–	–	–	460497-1	Bensinpump	Fuel pump			30) ALT 1. MÄRKT SEV. ERS AV 1 ST 460429–4,	1380 [illegible]0
32	1	–	–	–	276305-0	Reparationssats	Repair kit				[illegible]0
33	1	–	–	–		•Filter	•Filter	S			1410
34	1	–	–	–		•Fjäder	•Spring	S			1420
35	1	–	–	–		•Bälg	•Bellows	S			1430
36	1	–	–	–		•Packning	•Packing	S			1440
37	2	–	–	–		•Skruv	•Screw	S			[illegible]50
38	2	–	–	–		•Bricka	•Washer	S			[illegible]
39	1	–	–	–	460429-4	Bensinpump	Fuel pump			30) ALT 2. MÄRKT APG	1470
40	1	–	–	–	276303-5	Reparationssats	Repair kit				1480
41	1	–	–	–		•Filter	•Filter	S			1490
42	1	–	–	–		•Packning	•Packing	S			1500
43	1	–	–	–		•Lock	•Cover	S			1510
44	1	–	–	–		•Skruv	•Screw	S			1520
45	1	–	–	–		•Packning	•Packing	S			1530

28. B18. B20A (498250) Mo–39218. B20A (498251) Mo–4150. B20A (498252) Mo–3010. B20A (498253) Mo–1733.
29. B20B (498256) Mo–13851. B20B (498257) Mo–4695. B20B (498258) Mo–2734. B20B (498259) Mo–196. B20D (498254) Mo–5903. B20D (498255) Mo–1520.
30. B20A (498250) Mo 39219–. B20A (498251) Mo 4151–. B20A (498252) Mo 3011–. B20A (498253) Mo 1734–. B20B (498256) Mo 13852–. B20B (498257) Mo 4696–. B20B (498258) Mo 2735–. B20B (498259) Mo 197–. B20D (498254) Mo 5904–. B20D (498255) Mo 1521–.

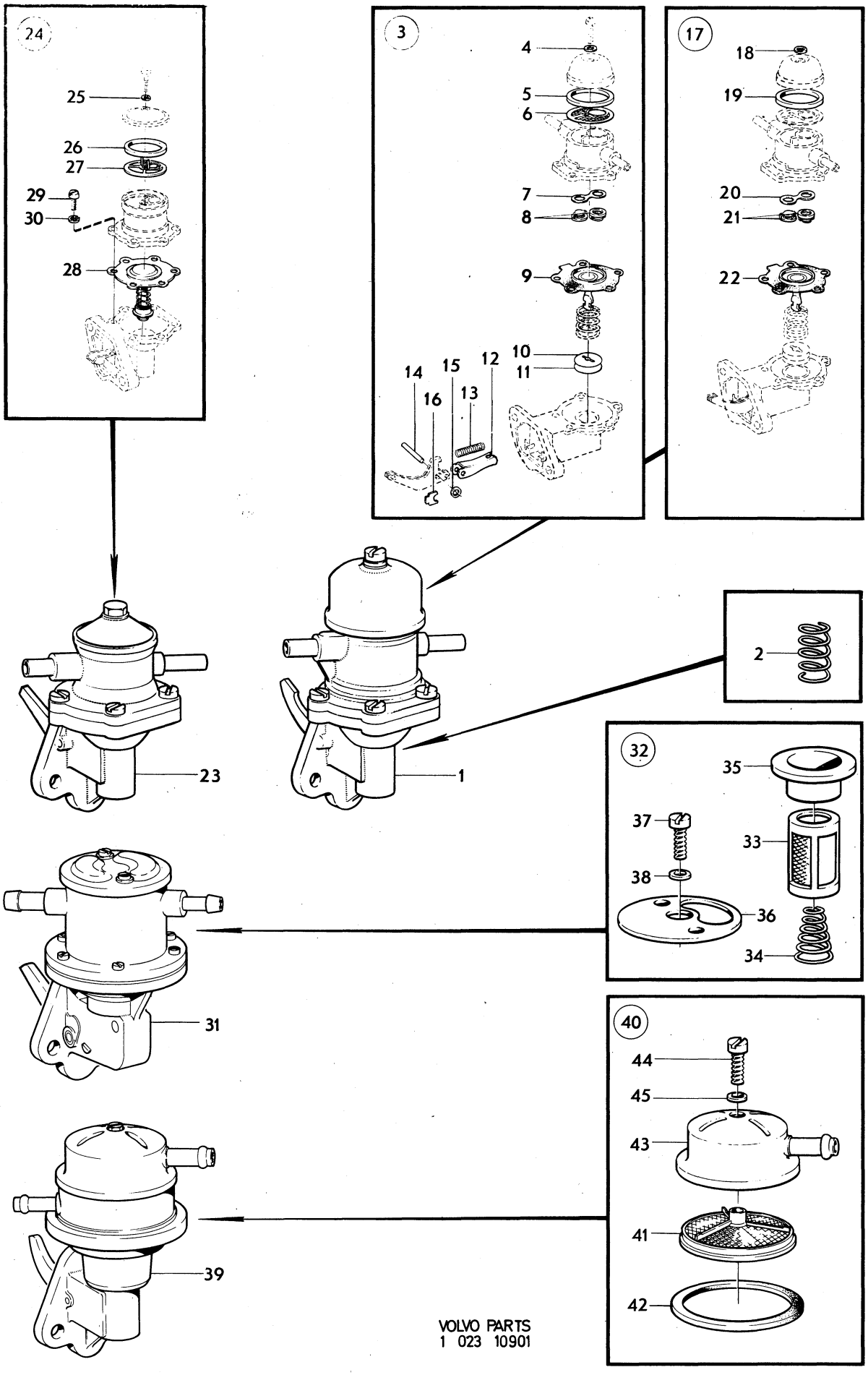

VOLVO PARTS
1 023 10901

Sida / Page	Grupp / Group	Avgassystem / Exhaust system	Illustration
90	2c	B18, B20A, B20B, B20D — B18, B20A, B20B, B20D	8307 1979–11

	Pos. Fig.	Antal/Quantity				Artikel nr Part No	Benämning	Description	Sats Kit	B P S R	Anmärkning Notes	
	1	1	–	–	–	681318-2	Utblåsningsrör, alt 1	Exhaust pipe, alt 1				1010
		1	–	–	–	681320-8	Utblåsningsrör, alt 2	Exhaust pipe, alt 2			14) BW 35 HST	1020
	2	1	–	–	–	671822-5	Packning	Gasket	S			1030
	3	3	–	–	–	953259-9	Pinnskruv	Stud				1040
x	4	3	–	–	–	191894-5	Mutter	Nut	S		(190852)	1050
	5	1	–	–	–	676611-7	Konsol, alt 1	Bracket, alt 1				1060
	6	1	–	–	–	678660-2	Klamma	Clamp	S	8	ERS AV 1ST 1219570–7.	1070
											1ST 1219571–5.	1071
	7	1	–	–	–	955513-7	Skruv	Screw	S			1080
	8	1	–	–	–	955893-3	Bricka	Washer	S			1090
	9	1	–	–	–	955825-5	Mutter	Nut	S			.00
	10	1	–	–	–	671443-0	Konsol, alt 2	Bracket, alt 2			14) BW35 HST	1110
	11	1	–	–	–	942830-1	Klammer	Clamp			14) BW35 HST	1120
	12	1	–	–	–	940159-7	Skruv	Screw			14) BW35 HST	1130
	13	1	–	–	–	670432-4	Distanshylsa	Spacer sleeve			14) BW35 HST	1140
	14	1	–	–	–	955826-3	Mutter	Nut			14) BW35 HST	1150
	15	1	–	–	–	679429-1	Ljuddämpare	Silencer				60
	16	2	–	–	–	666408-0	Hållare	Retainer				1170
	17	2	–	–	–	955523-6	Skruv	Screw			TID UTF	1180
		2	–	–	–	942624-8	Flänsskruv	Flange bolt			SEN UTF	1185
	18	2	–	–	–	955949-3	Låsbricka	Lock washer			TID UTF	1190
	19	2	–	–	–	666407-2	Gummiring	Rubber ring	S			1200
x	20	1	–	–	–	949228-1	Klamma	Clamp	S		(942721)	1210
	21	1	–	–	–	940136-5	Skruv	Screw	S			1220
	22	2	–	–	–	120265-4	Bricka	Washer	S			1230
	23	1	–	–	–	955826-3	Mutter	Nut	S			1240
	24	1	–	–	–	667516-9	Gummiknapp	Rubber button				1250
	25	1	–	–	–		Konsol	Bracket			SE GRUPP 8	1260
	26	2	–	–	–	666407-2	Gummiring	Rubber ring	S			1270
	27	1	–	–	–	679437-4	Ljuddämpare	Silencer				1280
	28	1	–	–	–	676018-5	Klammer	Clamp	S			1290
	29	1	–	–	–	955525-1	Skruv	Screw				1300
	30	1	–	–	–	955894-1	Bricka	Washer	S			1310
	31	1	–	–	–	955949-3	Låsbricka	Lock washer	S			1320
	32	1	–	–	–	955826-3	Mutter	Nut	S			1330
	33	1	–	–	–	684590-3	Utblåsningsrör	Exhaust pipe			(676505)	1340
x	34	2	–	–	–	949241-4	Klamma	Clamp	S		(192204)	1350
	35	2	–	–	–	940136-5	Skruv	Screw	S			360
	36	4	–	–	–	120265-4	Bricka	Washer	S			1370
	37	2	–	–	–	955826-3	Mutter	Nut	S			1380
	38	1	–	–	–	679283-2	Utblåsningsrör	Exhaust pipe		8	3, 5)	1390
	39	1	–	–	–	684591-1	Utblåsningsrör	Exhaust pipe			4)	1400
	40	1	–	–	–	678587-7	Utblåsningsrör	Exhaust pipe		8	SPEC UTF 5567	1410
											ERS AV 684591–1	411
	41	1	–	–	–	192204-6	Klammer	Clamp	S			1420
	42	1	–	–	–	940136-5	Skruv	Screw	S			1430
	43	2	–	–	–	120265-4	Bricka	Washer	S			1440
	44	1	–	–	–	955826-3	Mutter	Nut	S			1450
	45	1	–	–	–	679304-6	Konsol	Bracket			3)	1460
	46	1	–	–	–	679317-8	Upphängningsband	Suspension band			3)	1470
	47	1	–	–	–	955525-1	Skruv	Screw			3)	1480
	48	1	–	–	–	960141-0	Bricka	Washer			3)	1490
	49	1	–	–	–	950353-3	Mutter	Nut			3)	1500
	50	2	–	–	–	676165-4	Konsol	Bracket		8	4) TID UTF. ERS AV 1ST	1510
											682669–7, 1 ST 688109–8	1520
	51	1	–	–	–	682669-7	Konsol	Bracket			4) SEN UTF	1540

3. 144 CH –20229, 20478–20616.
4. 142. 144 CH 20230–20477, 20617–. 145. Excl spec utf 5567.
5. Ers av 1 st 684591–1, 1 st 682699–4, 1 st 678655–2, 1 st 667516–9, 2 st 676184–5, 2 st 955523–6, 2 st 955949–3, 1 st 940135–7, 1 st 955826–3.
14. 142 CH –249929. 144 CH –263069. 145 CH –103379.

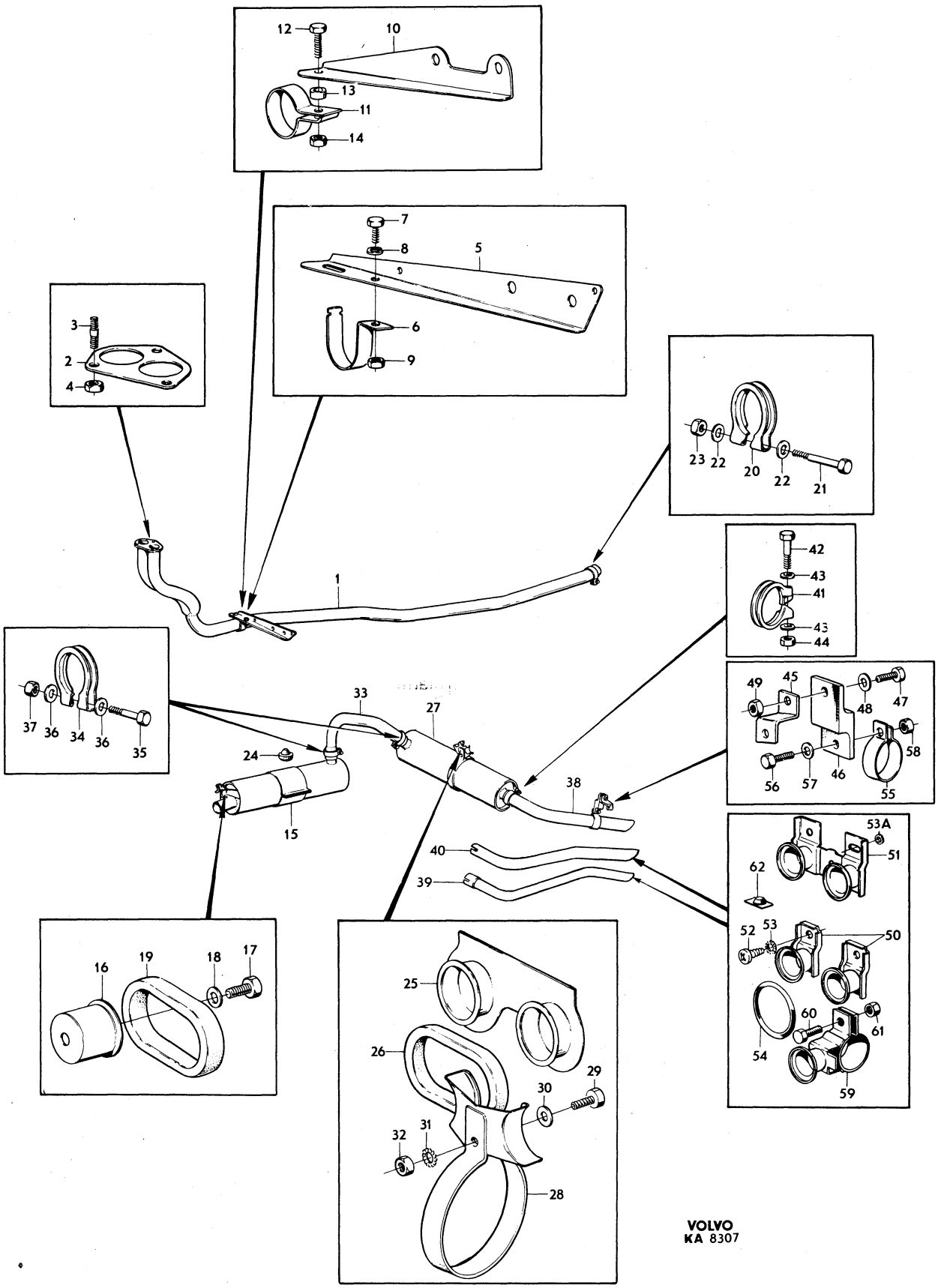

VOLVO
KA 8307

Sida / Page	Grupp / Group	Avgassystem / Exhaust system	Illustration
92	2c	B18, B20A, B20B, B20D / B18, B20A, B20B, B20D	1150 8307 1979–11

Pos. Fig.	Antal/Quantity				Artikel nr Part No	Benämning	Description	Sats Kit	B P S R	Anmärkning Notes	
52	2	–	–	–	955523-6	Skruv	Screw			4) TID UTF	1550
	2	–	–	–	942624-8	Flänsskruv	Flange bolt			4) SEN UTF	1555
53	2	–	–	–	955949-3	Låsbricka	Lock washer			4) TID UTF	1560
53a	1	–	–	–	955894-1	Bricka	Washer			4)	1570
54	2	–	–	–	676184-5	Gummiring	Rubber ring		S	4)	1580
55	1	–	–	–	942568-7	Klammer	Clamp			3)	1590
56	1	–	–	–	940159-7	Skruv	Screw			3)	1600
57	1	–	–	–	960141-0	Bricka	Washer			3)	2010
58	1	–	–	–	950353-3	Mutter	Nut			3)	2020
59	1	–	–	–	678655-2	Klammer	Clamp		S	4)	2030
60	1	–	–	–	940135-7	Skruv	Screw		S	4)	40
61	1	–	–	–	955826-3	Mutter	Nut		S	4)	2050
62	1	–	–	–	667516-9	Gummiknapp	Rubber button			4) TID UTF	2060
	1	–	–	–	688109-8	Gummiknapp	Rubber button			SEN UTF. 142 CH 71781–.	2070
										144 CH 105603–.	2080
										145 CH 15638–.	2090
	1	–	–	–	273018-2	Monteringssats	Installation kit				00

3. 144 CH –20229, 20478–20616.
4. 142. 144 CH 20230–20477, 20617–. 145. Excl spec utf 5567.

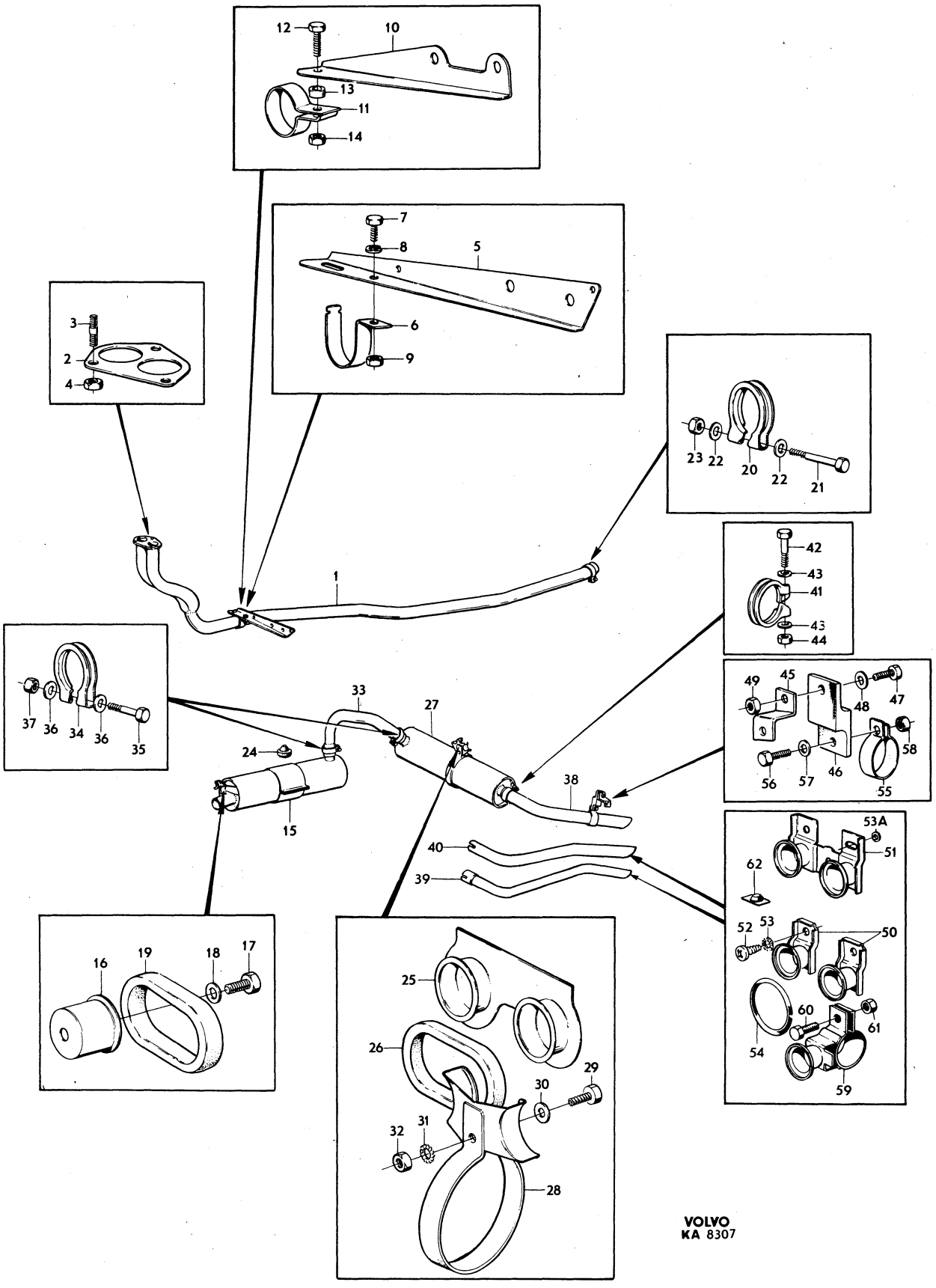

VOLVO
KA 8307

Sida / Page	Grupp / Group	Avgassystem / Exhaust system	Illustration
94	2c	B20 insprutningsmotor / B20 fuel injection engine	8415 1979–11

	Pos. Fig.	Antal/Quantity				Artikel nr Part No	Benämning	Description	Sats Kit	B P S R	Anmärkning Notes	
	1	1	–	–	–	684198-5	Utblåsningsrör, alt 1	Exhaust pipe, alt 1				1010
		1	–	–	–	688068-6	Utblåsningsrör, alt 2	Exhaust pipe, alt 2			14) BW35 HST	1020
	2	1	–	–	–	671822-5	Packning	Gasket				1030
	3	3	–	–	–	953259-9	Pinnskruv	Stud				1040
x	4	3	–	–	–	191894-5	Mutter	Nut	S		(190852)	1050
	5	1	–	–	–	676611-7	Konsol	Bracket				1060
	6	1	–	–	–	1210321-4	Klamma	Clamp	S	8	ERS AV 1ST 1219561–6.	1070
		–	–	–	–						1ST 1219562–4.	1071
	7	1	–	–	–	955513-7	Skruv	Screw	S			1080
	8	1	–	–	–	955893-3	Bricka	Washer	S			1090
	9	1	–	–	–	955825-5	Mutter	Nut	S			1100
	10	1	–	–	–	680598-0	Ljuddämpare	Silencer				0
	11	2	–	–	–	666408-0	Hållare	Retainer				1120
	12	2	–	–	–	955523-6	Skruv	Screw			TID UTF	1130
		2	–	–	–	942624-8	Flänsskruv	Flange bolt	S		SEN UTF	1135
	13	2	–	–	–	955949-3	Låsbricka	Lock washer			TID UTF	1140
	14	2	–	–	–	666407-2	Gummiring	Rubber ring	S			1150
x	15	1	–	–	–	949230-7	Klamma	Clamp	S		(942996)	0
	16	1	–	–	–	940136-5	Skruv	Screw	S			1170
	17	2	–	–	–	120265-4	Bricka	Washer	S			1180
	18	1	–	–	–	955826-3	Mutter	Nut	S			1190
	19	1	–	–	–	667516-9	Gummiknapp	Rubber button				1200
	20	1	–	–	–	684592-9	Utblåsningsrör	Exhaust pipe				1210
	21	2	–	–	–	942995-2	Klammer	Clamp	S			1220
	22	2	–	–	–	940136-5	Skruv	Screw	S			1230
	23	4	–	–	–	120265-4	Bricka	Washer	S			1240
	24	2	–	–	–	955826-3	Mutter	Nut	S			1250
	25	1	–	–	–	679111-5	Ljuddämpare	Silencer				1260
	26	1	–	–	–		Konsol	Bracket			SE GRUPP 8	1270
	27	2	–	–	–	666407-2	Gummiring	Rubber ring	S			1280
	28	1	–	–	–	679113-1	Klammer	Clamp	S			1290
	29	1	–	–	–	941841-9	Skruv	Screw	S			1300
	30	1	–	–	–	955894-1	Bricka	Washer	S			1310
	31	1	–	–	–	955949-3	Låsbricka	Lock washer	S			1320
	32	1	–	–	–	955826-3	Mutter	Nut	S			1330
	33	1	–	–	–	684593-7	Utblåsningsrör	Exhaust pipe				1340
x	34	1	–	–	–	949229-9	Klamma	Clamp	S		(942995)	1350
	35	1	–	–	–	940136-5	Skruv	Screw	S			1360
	36	2	–	–	–	120265-4	Bricka	Washer	S			0
	37	1	–	–	–	955826-3	Mutter	Nut	S			1380
	38	1	–	–	–	679116-4	Klammer	Clamp	S			1390
	39	1	–	–	–	940135-7	Skruv	Screw	S			1400
	40	1	–	–	–	955826-3	Mutter	Nut	S			1410
	41	2	–	–	–	676184-5	Gummiring	Rubber ring	S			1420
x		1	–	–	–	273109-9	Monteringssats	Mounting kit			(273289)	1430

14. 142 CH –249929. 144 CH –263069. 145 CH –103379.

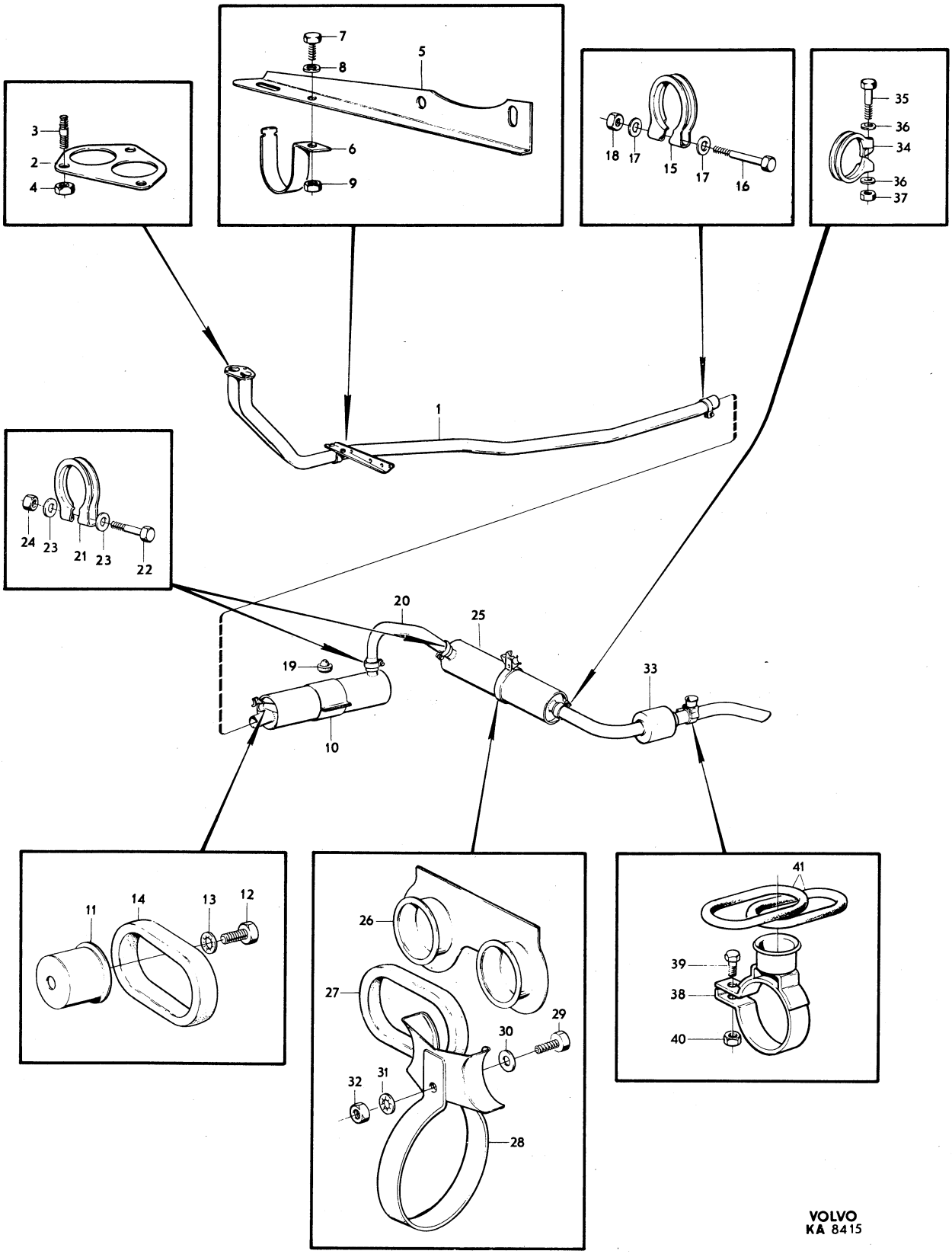
1
2
3
4
5
6
7
8
9
10
11
12
13
14
15
16
17
18
19
20
21
22
23
24
25
26
27
28
29
30
31
32
33
34
35
36
37
38
39
40
41
VOLVO
KA 8415

0001

	Innehållsförteckning / Index	Inhaltsverzeichnis / Indice	Grupp / Group	Sida / Page
1979–11	Table des matières		2d	1

0020
0040 MOTORREGLAGE — Sida — Koord.
0060
0080 Motorreglage 2 1-J03
0100
0120
0140
0160
0180 ENGINE CONTROL LINKAGES — Page — Grid
0200
0220 Engine control linkage 2 1-J03
0240
0260
0280
0300
0320 COMMANDES DU MOTEUR — Page — Grid
0340
0360 Commandes du moteur 2 1-J03
0380
0400
0420
0440
0460 MOTORBEDIENUNGSHEBEL — Seite — Grid
0480
0500 Motorbedienungshebel 2 1-J03
0520
0540
0560
0580
0600 MANDOS DEL MOTOR — Página — Grid
0620
0640 Mandos del motor 2 1-J03

Sida Page	Grupp Group	Motorreglage	Engine control linkage	Illustration	0025
2	2d			26185 1979–11	

Pos. Fig.	Antal/Quantity				Artikel nr Part No	Benämning	Description	Sats Kit	B P S R	Anmärkning Notes	
1	–	–	–	–		Gasreglage	Throttle linkage				0020
	–	–	–	–		•B18	•B18			SE SIDA 4, 1-J05	0040
	–	–	–	–		•B20A, B20B, B20D	•B20A, B20B, B20D			SE SIDA 8, 1-J09	0060
	–	–	–	–		•B20E, B20F	•B20E, B20F			SE SIDA 14, 1-J15	0080
2	–	–	–	–		Chokereglage	Choke linkage				0100
	–	–	–	–		•B18	•B18			SE SIDA 18, 1-J19	0120
	–	–	–	–		•B20A, B20B, B20D	•B20A, B20B, B20D			SE SIDA 22, 1-J23	0140

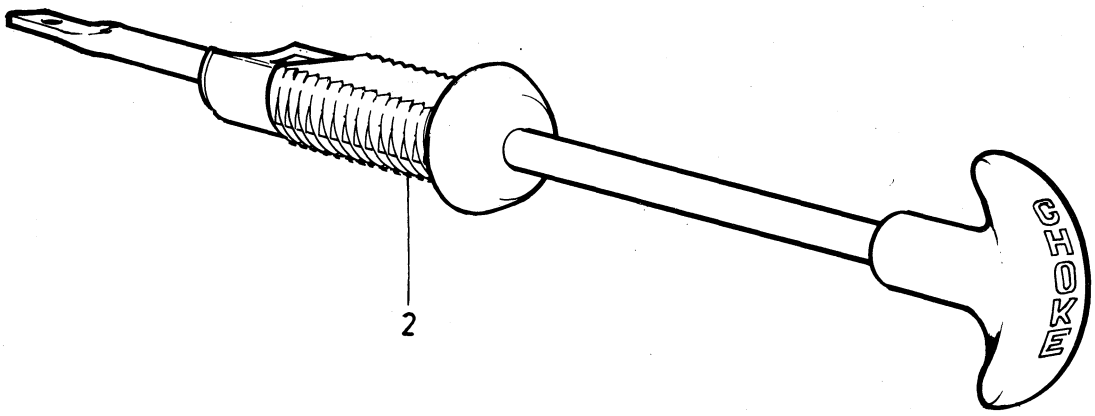

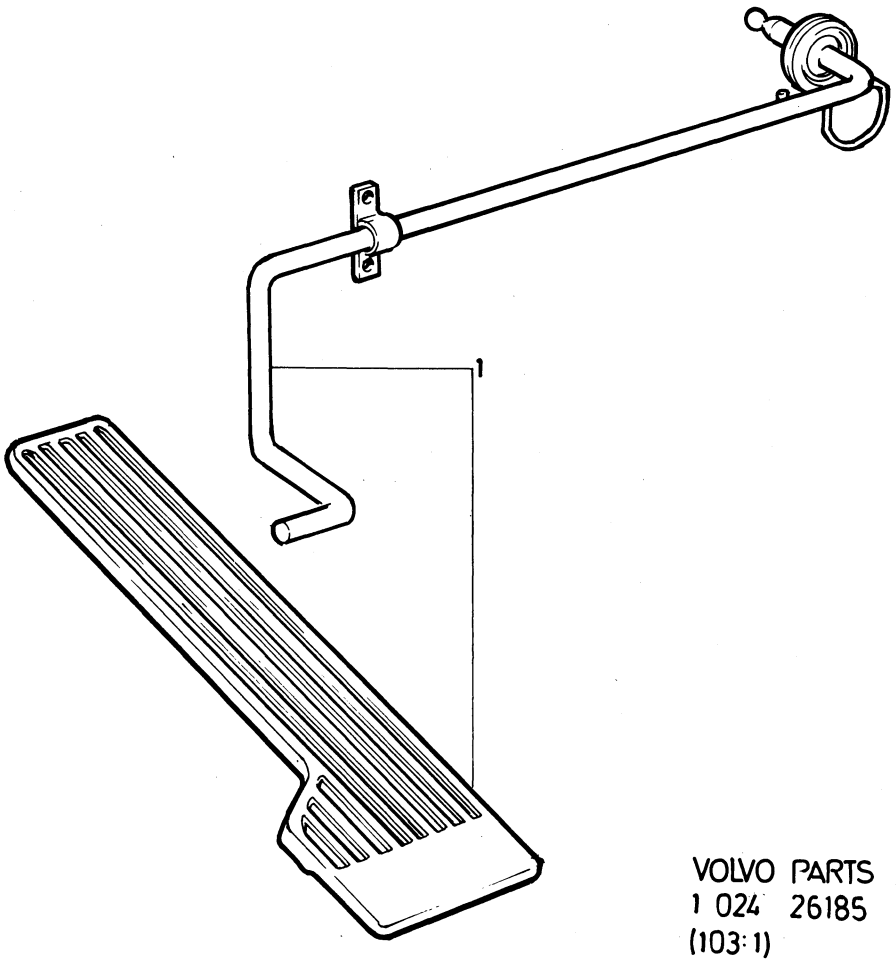

VOLVO PARTS
1 024 26185
(103:1)

Sida Page	Grupp Group	Gasreglage B18	Throttle linkage B18	Illustration 5715 1979–11	0050
4	2d				

Pos. Fig.	Antal/Quantity B18A VST	B18A HST	B18B VST	B18B HST	Artikel nr Part No	Benämning	Description	Sats Kit	B P S R	Anmärkning Notes	
1	1	–	1	–	1210346-1	Pedalaxel	Pedal shaft			(686390)	1010
2	–	1	–	1	676251-2	Pedalaxel	Pedal shaft				1020
3	1	1	1	1	675683-7	Gaspedal	Accelerator pedal				1030
4	1	1	1	1	675690-2	Bygel	Brace				1040
5	1	1	1	1	675679-5	Konsol	Bracket				1050
6	2	–	2	–	958244-6	Skruv	Bolt				1060
7	–	2	–	2	950045-5	Skruv	Bolt				1070
8	–	2	–	2	941906-0	Fjäderbricka	Spring washer				1080
9	–	2	–	2	955825-5	Mutter	Nut				1090
10	–	1	–	1	676271-0	Fjäder	Spring				1100
11	2	2	2	2	675692-8	Konsol	Bracket				1110
12	4	–	4	–	955138-3	Skruv	Screw				1[illegible]
13	2	2	2	2	941979-7	Clips	Clip				1130
14	–	4	–	4	190953-0	Skruv	Screw				1140
15	1	1	1	1	675689-4	Gummibussning	Rubber bushing				1150
16	1	–	1	–	191096-7	Reglerstång	Control rod				1160
	–	1	–	1	191047-0	Reglerstång	Control rod				1170
17	2	2	2	2	959088-6	Kulskål	Ball socket				1[illegible]
18	2	2	2	2	959093-6	Bygel	Brace			(191764)	1190
19	2	2	2	2	955780-2	Mutter	Nut				1200
20	1	1	–	–	676061-5	Axel	Shaft			M40,M41	1210
21	1	1	–	–	677655-3	Axel	Shaft			BW35	1220
22	–	–	1	1	676064-9	Axel	Shaft			M40,M41,UAR	1230
	–	–	1	1	679707-0	Axel	Shaft		8	M40, M41 MAR	1240
										ERS AV 1 ST 682551,1 ST	1250
										682559,1 ST 682450	1260
	–	–	1	–	677654-6	Axel	Shaft			BW35,UAR	1270
	–	–	1	–	679706-2	Axel	Shaft		8	BW35 MAR	1280
										ERS AV 1ST 682555–8,	1281
										1ST 682559–0,	1282
										1ST 682450–2.	1283
23	1	1	1	1	676040-9	Gummibussning	Rubber bushing				1290
24	1	1	–	–	419335-5	Konsol	Bracket				1300
25	–	–	1	1	419338-9	Konsol	Bracket			UAR	1310
	–	–	1	1	419570-7	Konsol	Bracket			MAR	1320
26	1	1	1	1	666143-3	Bussning	Bushing				1330
27	2	2	2	2	955512-9	Skruv	Screw				1340
28	1	1	–	–	942835-0	Reglerstång	Control rod				1350
29	–	–	1	1	191203-9	Reglerstång	Control rod			UAR	13[illegible]
	–	–	1	1	942988-7	Reglerstång	Control rod			MAR	137[illegible]
30	1	1	–	–	959088-6	Kulskål	Ball socket				1380
31	1	1	–	–	955780-2	Mutter	Nut				1390
32	1	1	–	–	942837-6	Kulskål	Ball socket				1400
33	1	1	–	–	942836-8	Mutter	Nut				1410
34	–	–	2	2	959088-6	Kulskål	Ball socket				14[illegible]
35	–	–	2	2	955780-2	Mutter	Nut				14[illegible]
36	2	2	2	2	959093-6	Bygel	Brace			(191764)	1440
37	1	1	1	1	960147-7	Bricka	Washer			(192369)	1450
38	1	1	1	1	907824-7	Saxpinne	Split pin			(907822)	1460
39	–	–	1	1	419575-6	Mellanaxel	Cross shaft				1470
40	–	–	1	1	668558-0	Hävarm, främre	Lever, forward				1480
	–	–	1	1	668559-8	Hävarm, bakre	Lever, rear				1490
41	–	–	2	2	106836-0	•Skruv	•Bolt				1500
42	–	–	2	2	237177-1	•Bricka	•Washer				1510
43	–	–	2	2	237176-3	•Mutter	•Nut				1520
44	–	–	2	2	418963-5	Returfjäder	Return spring			UAR	1530
45	–	–	2	2		Fjäderfäste	Spring anchorage			SE GRUPP 2A	1540
46	1	1	1	–	678049-8	Konsol	Bracket		8	BW35	1550
47	2	2	2	–	950046-3	Skruv	Bolt			BW35	1560
48	2	2	2	–	941906-0	Fjäderbricka	Spring washer			BW35	1570
49	2	2	2	–	941140-6	Mutter	Nut			BW35	1580
50	1	1	1	–	913094-9	Saxpinnebult	Clevis pin			BW35	1590
51	1	1	1	–	907819-7	Saxpinne	Split pin			BW35	1600

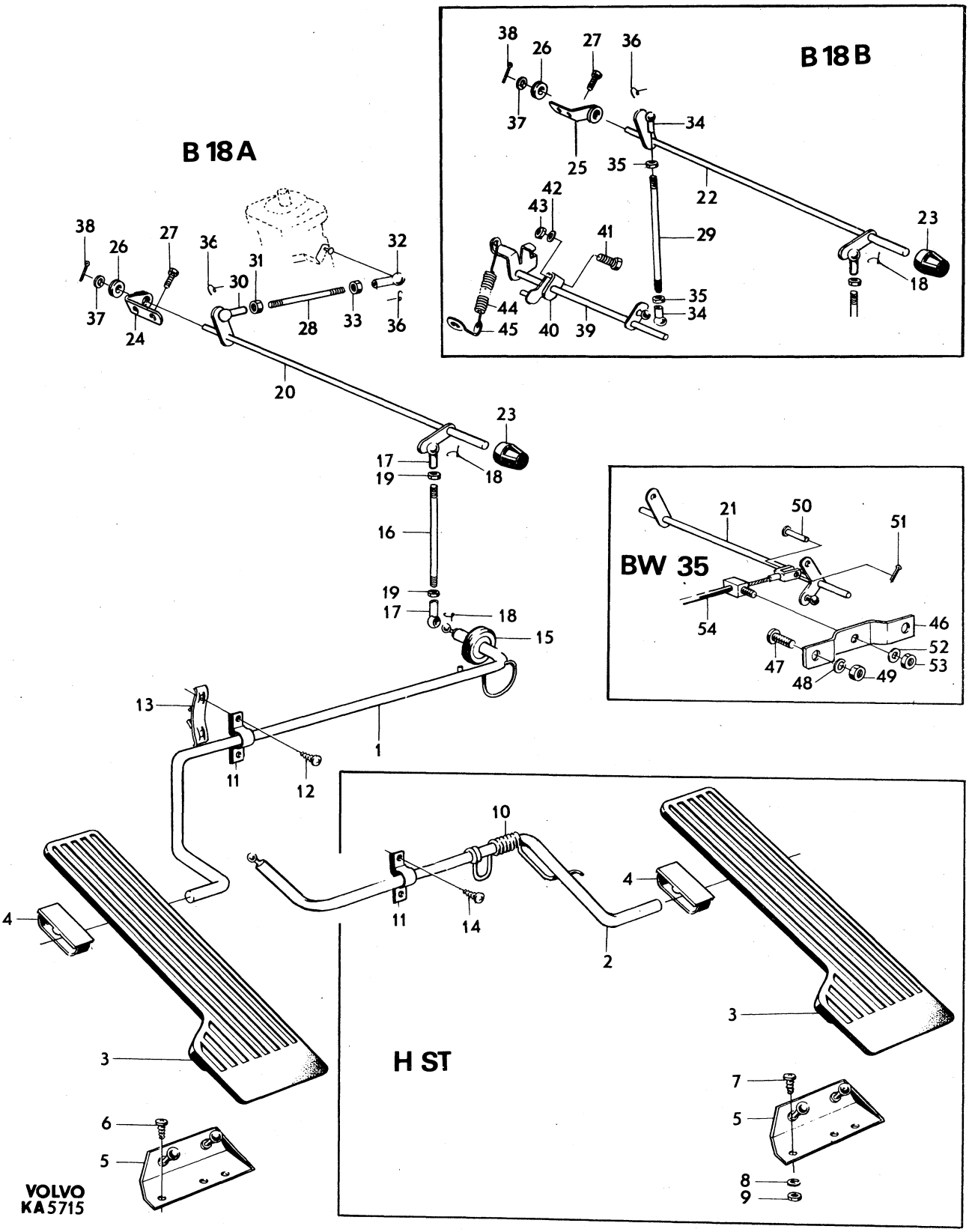
B 18 A
B 18 B
BW 35
H ST
VOLVO
KA 5715

Sida Page	Grupp Group	Gasreglage	Throttle linkage	Illustration	0050
6	2d	B18	B18	5715	
				1979–11	

Pos. Fig.	Antal/Quantity B18A VST	B18A HST	B18B VST	B18B HST	Artikel nr Part No	Benämning	Description	Sats Kit	B P S R	Anmärkning Notes	
52	1	1	1	–	955920-4	Bricka	Washer			BW35	1610
53	1	1	1	–	955846-1	Mutter	Nut			BW35	1620
54	1	1	1	–		Reglagewire	Cable			BW35 SE GRUPP 4	1630

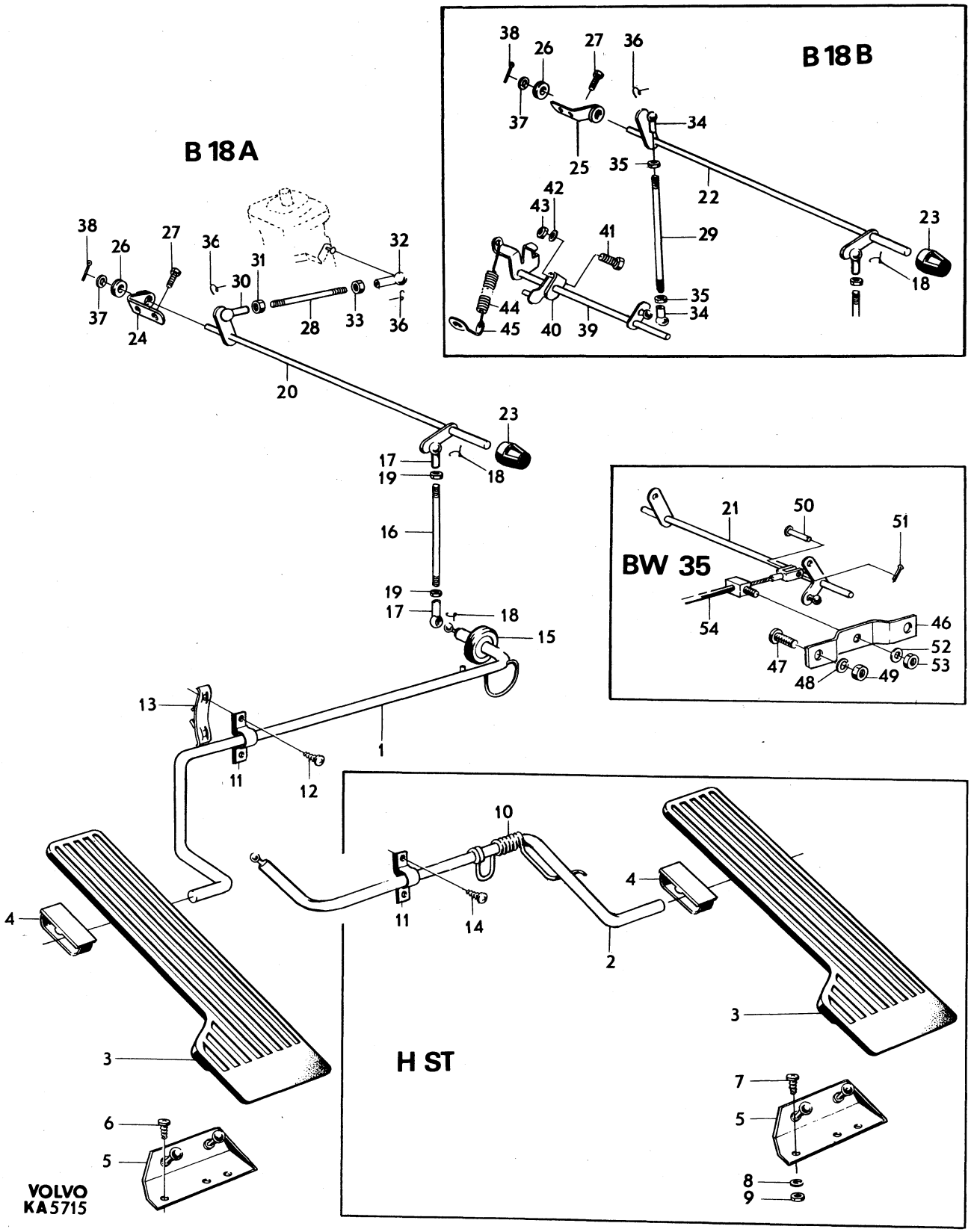
B 18 A
B 18 B
BW 35
H ST
VOLVO
KA 5715

Sida Page	Grupp Group	Gasreglage	Throttle linkage	Illustration	0100
8	2d	B20A, B20B, B20D	B20A, B20B, B20D	10889 1979–11	

Pos. Fig.	Antal/Quantity B20A VST	B20A HST	B20B B20D VST	B20B B20D HST	Artikel nr Part No	Benämning	Description	Sats Kit	BPSR	Anmärkning Notes	
1	1	1	1	1	675683-7	Gaspedal	Accelerator pedal				1010
2	1	1	1	1	675679-5	Konsol	Bracket				1020
3	2	–	2	–	958244-6	Skruv	Screw				1030
4	–	2	–	2	950045-5	Skruv	Screw				1040
5	–	2	–	2	941906-0	Fjädrande bricka	Resilient washer				1050
6	–	2	–	2	955825-5	Mutter	Nut				1060
7	–	2	–	2	958244-6	Skruv	Screw				1070
8	1	–	1	–	1210346-1	Pedalaxel	Pedal shaft				1080
9	–	1	–	1	676251-2	Pedalaxel	Pedal shaft			M40, M41	1090
	–	1	–	1	676251-2	Pedalaxel	Pedal shaft			14) BW35	1091
	–	1	–	1	1212355-0	Pedalaxel	Pedal shaft			15) BW35	
10	1	1	1	1	675690-2	Bygel	Brace				1100
11	–	1	–	1	676271-0	Fjäder	Spring				1110
12	2	2	2	2	675692-8	Konsol	Bracket				1120
13	4	–	4	–	955138-3	Skruv	Screw				1130
14	2	2	2	2	941979-7	Klammer	Clip			TID UTF	1140
15	–	4	–	4	190953-0	Skruv	Screw				
16	1	1	1	1	675689-4	Bussning	Bushing			1)	
	1	1	1	1	683628-2	Bussning	Bushing			2)	1170
17	–	1	–	1	941269-3	Tätning	Seal			1) D25	1180
	–	1	–	1	943920-9	Tätning	Seal			2) D40	1190
18	1	–	1	–	191096-7	Reglerstång	Control rod			3)	1200
	1	–	1	–	943546-2	Reglerstång	Control rod			4)	1210
	–	1	–	1	191047-0	Reglerstång	Control rod			3)	1220
	–	1	–	1	943549-6	Reglerstång	Control rod			4) M40, M41	1230
	–	1	–	1	943549-6	Reglerstång	Control rod			10) BW35	1231
	–	1	–	1	944743-4	Reglerstång	Control rod			11) BW35	1232
19	2	2	2	2	959088-6	Kulskål	Ball joint			3) M5X0,8–4	1240
	1	1	1	1	959088-6	Kulskål	Ball joint			4) M5X0,8–4	1250
	1	1	1	1	942837-6	Kulskål	Ball joint			4) M5VX0,8–4	1260
20	2	2	2	2	955780-2	Mutter	Nut			3) M5X0,8–4	1270
	1	1	1	1	955780-2	Mutter	Nut			4) M5X0,8–4	1280
	1	1	1	1	942836-8	Mutter	Nut			4) M5VX0,8–4	1290
21	2	2	2	2	959093-6	Bygel	Brace				1300
22	1	1	–	–	681671-4	Axel	Shaft		8	1) M40, M41.	1310
										ERS AV 1 ST 682549–1,	1320
										1 ST 682557–4,	1330
										1 ST 682450–2.	
	1	1	–	–	682549-1	Axel	Shaft			2) M40,M41	
23	1	1	–	–	681672-2	Axel	Shaft		8	1, 5) BW35	1360
	1	1	–	–	682553-3	Axel	Shaft			2) BW35	1370
24	–	–	1	1	679707-0	Axel	Shaft		8	1) SU M40, M41.	1380
										ERS AV 1ST 682551, 1ST	1390
										682559, 1ST 682450	
	–	–	1	1	682551-7	Axel	Shaft			9) SU M40, M41, B20B	
	–	–	1	1	679706-2	Axel	Shaft		8	1) SU BW35 B20B.	1420
										ERS AV 1ST 682855–8,	1421
										1ST 682559–0,	1422
										1ST 682450–2.	1423

1. 142 CH–112399. 144 CH–138699. 145 CH–30899.
2. 142 CH 112400–. 144 CH 138700–. 145 CH 30900–.
3. 142 CH –100806 excl 99567–99716, 100625–100723. 144 CH –128724 excl 127630–127724, 128373–128600. 145 CH –26158 excl 25579–25618, 26034–26046.
4. 142 CH 100807–, incl 99567–99716, 100625–100723. 144 CH 128725–, incl 127630–127724, 128373–128600. 145 CH 26159–, incl 25579–25618, 26034–26046.
5. Ers av 1 st 682553, 1 st 682557, 1 st 682450.
9. 142 CH 112400–178959. 144 CH 138700–194139. 145 CH 30900–61599.
10. 142 CH 99567–99716, 100625–100723, 100807–264443. 144 CH 127630–127724, 128373–128600, 128725–279243. 145 CH 25579–25618, 26034–26046, 26159–114220.
11. 142 CH 264444–. 144 CH 279244–. 145 CH 114221–.
14. 142 CH –249929. 144 CH –263069. 145 CH –103379.
15. 142 CH 249930–. 144 CH 263070–. 145 CH 103380–.

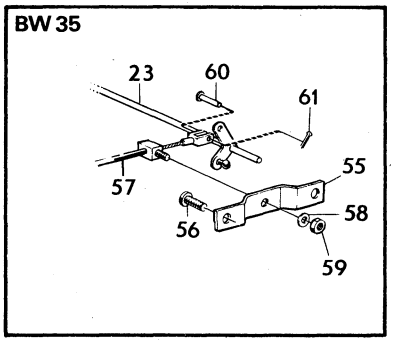

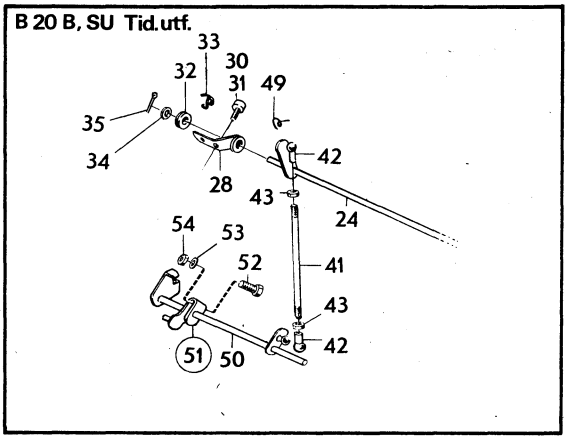

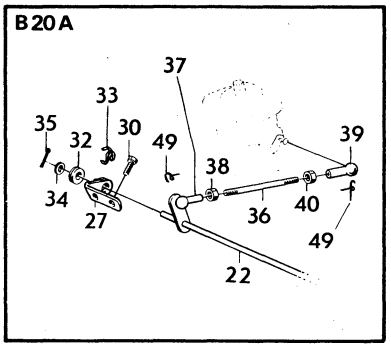

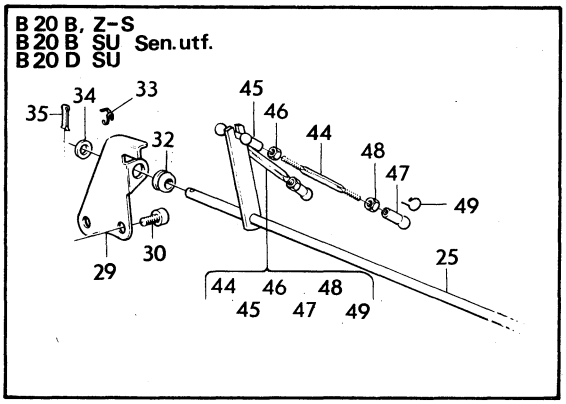

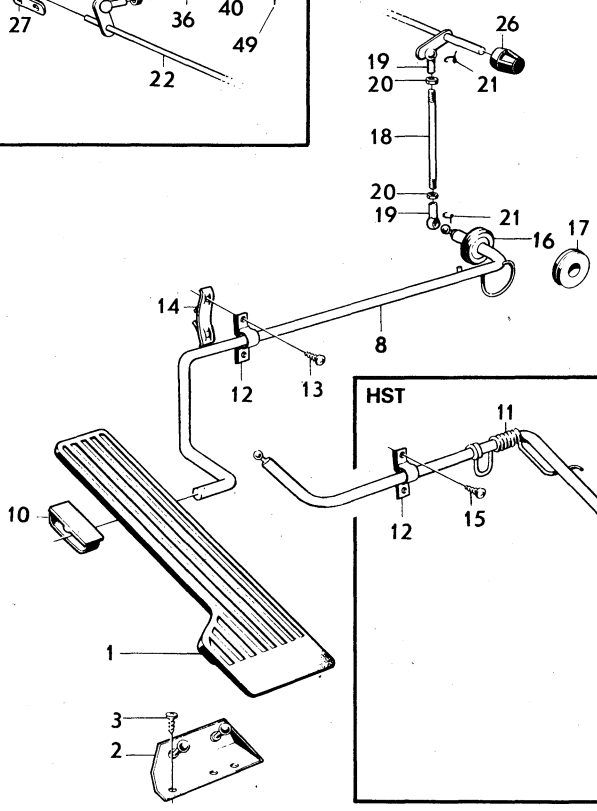

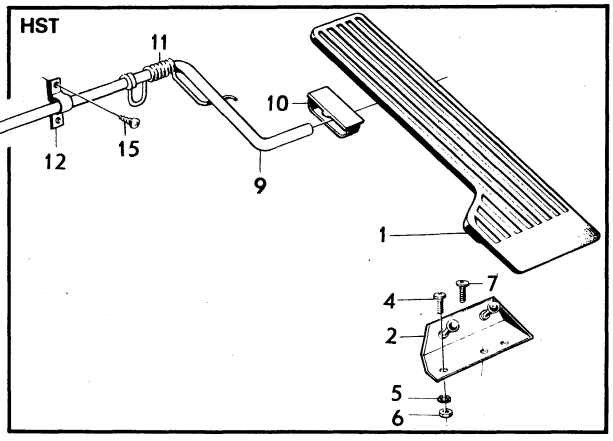

VOLVO PARTS
1 024 10889

Sida / Page	Grupp / Group	Gasreglage / Throttle linkage	Illustration
10	2d	B20A, B20B, B20D / B20A, B20B, B20D	10889 1979–11

0100

Pos. Fig.	Antal/Quantity B20A VST	B20A HST	B20B B20D VST	B20B B20D HST	Artikel nr Part No	Benämning	Description	Sats Kit	BPSR	Anmärkning Notes	
	–	–	1	1	682555-8	Axel	Shaft			9) SU BW35 B20B	1430
25	–	–	1	1	681673-0	Axel	Shaft		8	1) ZS M40, M41.	1440
										ERS AV 1ST 682561, 1ST	1450
										682565, 1ST 682450	1460
	–	–	1	1	682561-6	Axel	Shaft			16) SU M40, M41	1470
	–	–	1	1	1210384-2	Axel	Shaft			17) SU M40, M41	1480
	–	–	1	1	682563-2	Axel	Shaft			16) SU BW35	1490
	–	–	1	1	1210385-9	Axel	Shaft			17) SU BW35	1500
	–	–	1	1	682561-6	Axel	Shaft			2) ZS M40, M41	1510
	–	–	1	1	682563-2	Axel	Shaft			2) ZS BW35	[illegible]
26	1	1	1	1	676040-9	Bussning	Bushing				[illegible]
27	1	1	–	–	673944-5	Konsol	Bracket			1)	1540
	1	1	–	–	682557-4	Konsol	Bracket			2)	1550
28	–	–	1	1	419570-7	Konsol	Bracket			1) SU, B20B	1560
	–	–	1	1	682559-0	Konsol	Bracket			9) SU, B20B	1570
29	–	–	1	1	673945-2	Konsol	Bracket			1) ZS	1580
29	–	–	1	1	682565-7	Konsol	Bracket			ZS 142 CH 112400–249929,	[illegible]
										144 CH 138700–263069,	2020
										145 CH 30900–103379	2030
	–	–	1	1	682565-7	Konsol	Bracket			SU 142 CH 178960–249929,	2040
										144 CH 194140–263069,	2050
										145 CH 61600–103379	2060
	–	–	1	1	1210328-9	Konsol	Bracket			142 CH 249930–,	2070
										144 CH 263070–,	2080
										145 CH 103380–	2090
30	2	2	1	1	950045-5	Skruv	Screw			7)	2100
	2	2	–	–	950045-5	Skruv	Screw			8)	2110
	–	–	2	2	950045-5	Skruv	Screw			142 CH 178960–249929,	2120
										144 CH 194140–263069,	2130
										145 CH 61599–103379	2140
	–	–	2	2	955512-9	Skruv	Screw			142 CH 249930–.	2150
										144 CH 263070–.	2160
										145 CH 103380–.	2170
31	4	4	4	4	955139-1	Skruv	Screw			VENV	2180
32	1	1	1	1	666143-3	Bussning	Bushing			1)	2190
33	1	1	1	1	682450-2	Säkringsbygel	Safety brace			2)	2200
34	1	1	1	1	960147-7	Bricka	Washer			1)	[illegible]
35	1	1	1	1	907824-7	Saxpinne	Split pin			1)	[illegible]
36	1	1	–	–	943315-2	Reglerstång	Control rod			1)	2230
	1	1	–	–	943315-2	Reglerstång	Control rod			2) (943363) SU	2240
	1	1	–	–	943315-2	Reglerstång	Control rod			9, 19) ZS	2250
	1	1	–	–	943363-2	Reglerstång	Control rod			18) ZS	2260
37	1	1	–	–	959088-6	Kulskål	Ball joint			M5X0,8–4	2270
38	1	1	–	–	955780-2	Mutter	Nut			M5X0,8–4	[illegible]
39	1	1	–	–	942837-6	Kulskål	Ball joint			M5VX0,8–4	2290
40	1	1	–	–	942836-8	Mutter	Nut			M5VX0,8–4	2300
41	–	–	1	1	942988-7	Reglerstång	Control rod			7) SU, B20B	2310
42	–	–	2	2	959088-6	Kulskål	Ball joint			7) SU, B20B	2320
43	–	–	2	2	955780-2	Mutter	Nut			7) SU, B20B	2330
44	–	–	2	2	943315-2	Reglerstång	Control rod			ZS	2340
	–	–	2	2	943315-2	Reglerstång	Control rod			18) SU	2345
	–	–	2	2	943314-5	Reglerstång	Control rod			19) SU	2350
45	–	–	2	2	959088-6	Kulskål	Ball joint			ZS	2360

1. 142 CH–112399. 144 CH–138699. 145 CH–30899.
2. 142 CH 112400–. 144 CH 138700–. 145 CH 30900–.
7. 142 CH –178959. 144 CH –194139. 145 CH –61599.
8. 142 CH 178960–. 144 CH 194140–. 145 CH 61600–.
9. 142 CH 112400–178959. 144 CH 138700–194139. 145 CH 30900–61599.
16. 142 CH 178960–228569. 144 CH 194140–237202. 145 CH 61600–85855.
17. 142 CH 228570–. 144 CH 237203–. 145 CH 85856.
18. 142 CH 178960–226210. 144 CH 194140–233850. 145 CH 61600–84050.
19. 142 CH 226211–. 144 CH 233851–. 145 CH 84051–.

BW 35

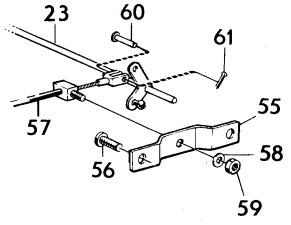

B 20 B, SU Tid.utf.

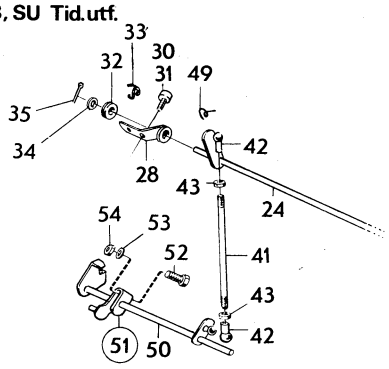

B 20 A

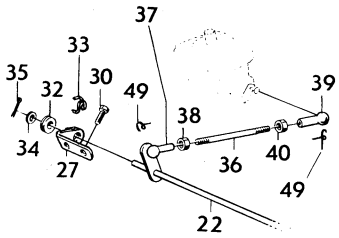

B 20 B, Z-S
B 20 B SU Sen.utf.
B 20 D SU

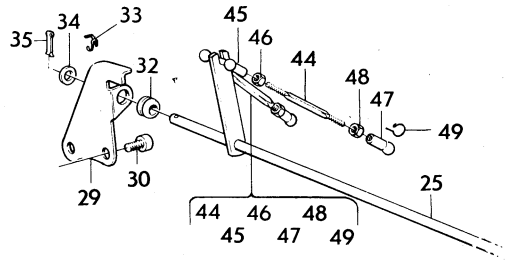

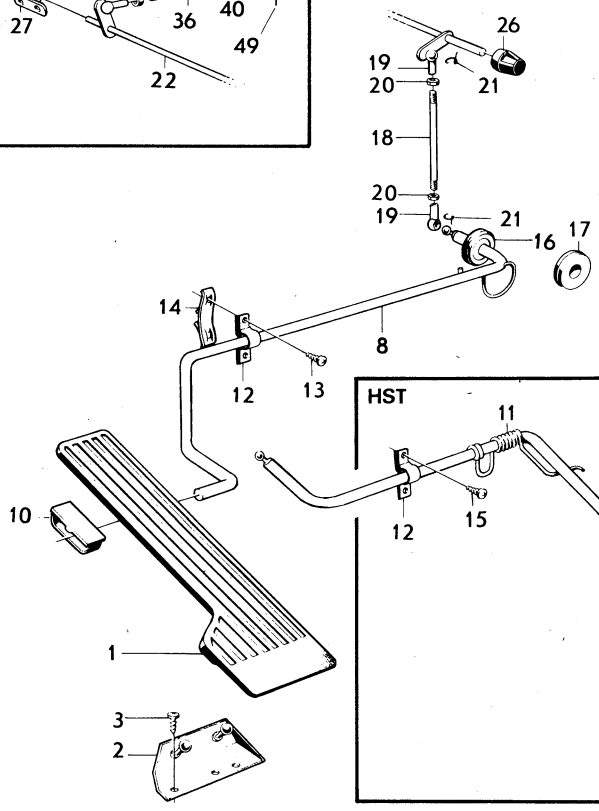

VOLVO PARTS
1 024 10889

Sida Page	Grupp Group	Gasreglage	Throttle linkage	Illustration	0100
12	2d	B20A, B20B, B20D	B20A, B20B, B20D	10889 1979–11	

Pos. Fig.	Antal/Quantity B20A VST	B20A HST	B20B B20D VST	B20B B20D HST	Artikel nr Part No	Benämning	Description	Sats Kit	B P S R	Anmärkning Notes	
	–	–	2	2	959088-6	Kulskål	Ball joint			8) SU	2361
46	–	–	2	2	955780-2	Mutter	Nut			ZS	2370
	–	–	2	2	955780-2	Mutter	Nut			8) SU	2371
47	–	–	2	2	942837-6	Kulskål	Ball joint			ZS	2380
	–	–	2	2	942837-6	Kulskål	Ball joint			8) SU	2381
48	–	–	2	2	942836-8	Mutter	Nut			ZS	2390
	–	–	2	2	942836-8	Mutter	Nut			8) SU	2391
49	2	2	2	2	959093-6	Bygel	Brace			7) SU	2400
	2	2	4	4	959093-6	Bygel	Brace			8) ZS. SU	2410
50	–	–	1	1	419575-6	Mellanaxel	Cross shaft			7) SU, B20B	2420
51	–	–	1	1	668558-0	Hävarm, främre	Lever, forward			7) SU, B20B	[illegible]
	–	–	1	1	668559-8	Hävarm, bakre	Lever, rear			7) SU, B20B	[illegible]
52	–	–	2	2	106836-0	•Skruv	•Screw				2450
53	–	–	2	2	237177-1	•Bricka	•Washer				2460
54	–	–	2	2	237176-3	•Mutter	•Nut				2470
55	1	1	1	1	673946-0	Konsol	Bracket			BW35	2480
56	2	2	2	2	190666-8	Skruv	Screw			BW35	[illegible]
57	1	1	1	1		Reglagewire	Cable			BW35, SE GRUPP 4	[illegible]
58	1	1	1	1	955920-4	Fjäderbricka	Spring washer			BW35	2510
59	1	1	1	1	955846-1	Mutter	Nut			BW35	2520
60	1	1	1	1	913094-9	Saxpinnebult	Clewis pin			BW35	2530
61	1	1	1	1	907819-7	Saxpinne	Split pin			BW35	2540

7. 142 CH –178959. 144 CH –194139. 145 CH –61599.
8. 142 CH 178960–. 144 CH 194140–. 145 CH 61600–.

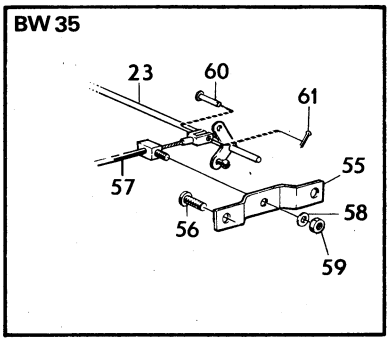

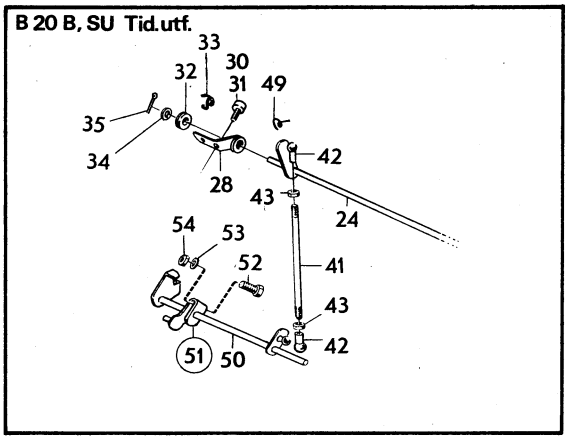

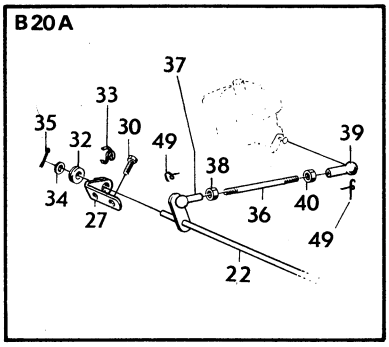

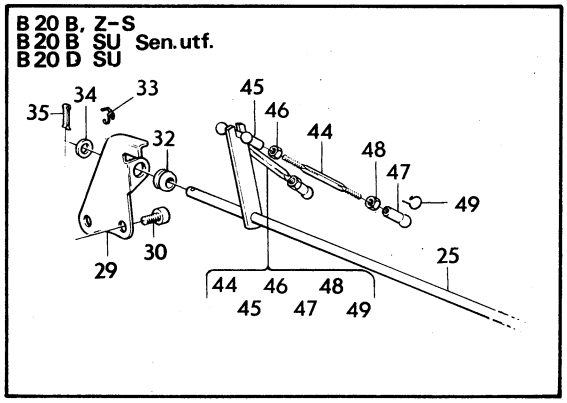

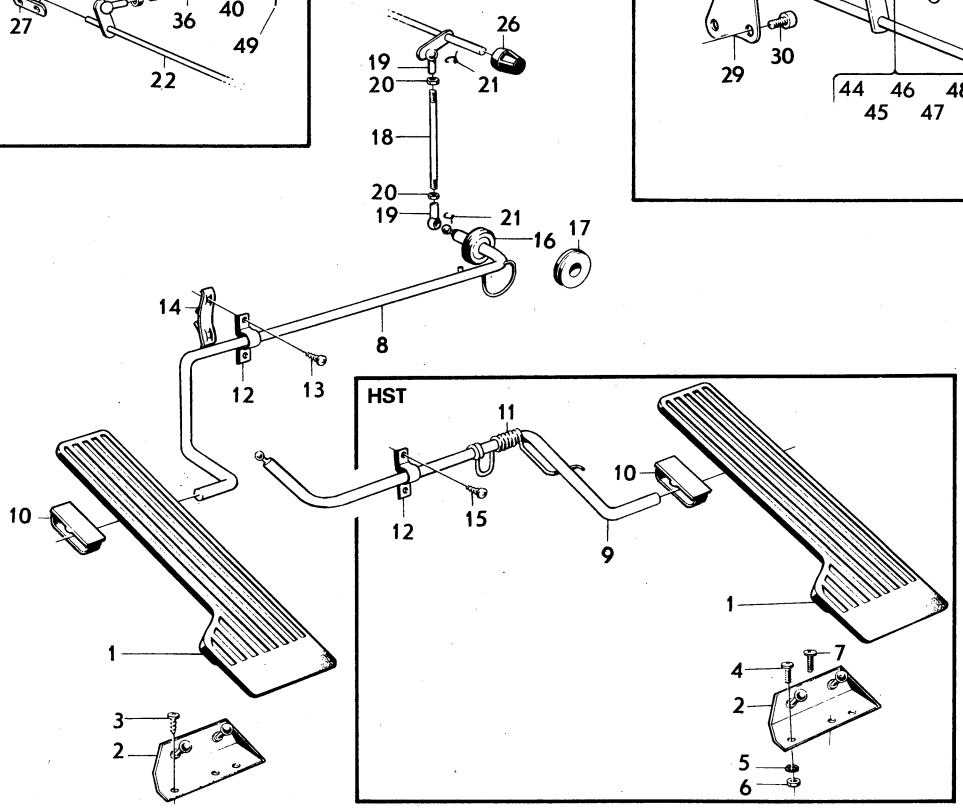

VOLVO PARTS
1 024 10889

Sida Page	Grupp Group	Gasreglage B20E, B20F	Throttle linkage B20E, B20F	Illustration 9730 1979–11	0150
14	2d				

Pos. Fig.	Antal/Quantity VST	 HST			Artikel nr Part No	Benämning	Description	Sats Kit	B P S R	Anmärkning Notes	
1	1	1	–	–	675683-7	Gaspedal	Accelerator pedal				1010
2	1	1	–	–	675679-5	Konsol	Bracket				1020
3	2	–	–	–	958244-6	Skruv	Screw				1030
4	–	2	–	–	950045-5	Skruv	Screw				1040
5	–	2	–	–	941906-0	Fjädrande bricka	Resilient washer				1050
6	–	2	–	–	955825-5	Mutter	Nut				1060
7	1	1	–	–	675690-2	Bygel	Brace				1070
8	1	–	–	–	1210346-1	Pedalaxel	Pedal shaft				1080
9	–	1	–	–	676251-2	Pedalaxel	Pedal shaft			14)	1090
	–	1	–	–	1212355-0	Pedalaxel	Pedal shaft			6,20) TID UTF	1100
	–	1	–	–	1212355-0	Pedalaxel	Pedal shaft			21) SEN UTF	1110
10	–	1	–	–	676271-0	Fjäder	Spring				[illegible]
11	2	2	–	–	675692-8	Konsol	Bracket				[illegible]
12	4	–	–	–	955138-3	Skruv	Screw				1140
13	2	2	–	–	941979-7	Klammer	Clip			TID UTF	1150
14	–	4	–	–	190953-0	Skruv	Screw				1160
15	1	1	–	–	683628-2	Bussning	Bushing				1170
16	1	–	–	–	943546-2	Reglerstång	Control rod			BW35	[illegible]
	1	–	–	–	943936-5	Reglerstång	Control rod			M40, M41	[illegible]
	–	1	–	–	943549-6	Reglerstång	Control rod			14, 21) BW35. L 194.	1200
	–	1	–	–	945747-4	Reglerstång	Control rod		8	6) BW35. L 209.	1210
	–	1	–	–	944743-4	Reglerstång	Control rod			14, 21) M40, M41. L 184	1220
	–	1	–	–	943549-6	Reglerstång	Control rod			6) M40, M41. L 194.	1230
17	1	1	–	–	955780-2	Mutter	Nut				1240
18	1	1	–	–	959088-6	Kulskål	Ball joint				1250
19	1	1	–	–	942836-8	Mutter	Nut				1260
20	1	1	–	–	942837-6	Kulskål	Ball joint				1270
21	2	2	–	–	959093-6	Bygel	Brace				1280
22	1	1	–	–	686335-1	Axel	Shaft			M40, M41	1290
22a	9MM	9MM	–	–	679754-2	Kantskyddslist	Edge moulding				1300
23	1	1	–	–	684584-6	Axel	Shaft			BW35	1310
24	1	1	–	–	682450-2	Bygel	Brace				1320
25	1	1	–	–	676040-9	Bussning	Bushing				1330
26	1	1	–	–	684581-2	Konsol	Bracket			12)	1340
	1	1	–	–	1210311-5	Konsol	Bracket			13)	1350
27	3	3	–	–	950046-3	Skruv	Screw				1360
28	3	3	–	–	941906-0	Fjädrande bricka	Resilient washer				1370
29	3	3	–	–	941140-6	Mutter	Nut				1380
30	1	1	–	–		Distansring	Spacer ring		8		[illegible]
31	1	1	–	–	913094-9	Saxpinnebult	Clevis pin			BW35	[illegible]
32	1	1	–	–	907819-7	Saxpinne	Split pin			BW35	1410
33	1	1	–	–	685348-5	Konsol	Bracket			BW35	1420
34	2	2	–	–	190666-8	Skruv	Screw			BW35	1430
35	1	1	–	–	120265-4	Bricka	Washer			BW35	1440
36	1	1	–	–	955846-1	Mutter	Nut			BW35	[illegible]
37	1	1	–	–		Reglagewire	Cable			BW35. SE GRUPP 4	[illegible]
38	1	1	–	–	1206029-9	Kabel	Cable			(1210327)	1470
39	1	1	–	–	460422-9	Konsol	Bracket				1480
40	2	2	–	–	950044-8	Skruv	Screw				1490
41	1	1	–	–	682915-4	Excenterhjul	Excentric cam				1500
42	1	1	–	–	950363-2	Mutter	Nut				1510
43	2	2	–	–	677218-0	Bult	Bolt				1520
44	1	1	–	–	460560-6	Fjäder	Spring				1530
45	1	1	–	–	460421-1	Hävarm	Lever				1540

6. 142 CH 249930–264443. 144 CH 263070–279243. 145 CH 103380–114220. Ers av (142–145 VXL M40, M41) 1 st 1212355–0 (sen utf), 1 st 944743–4. Ers av (142–145 VXL BW35) 1 st 1212355–0 (sen utf), 1 st 943549–6.
12. M40, M41 CH –194457 excl 193377–194271. BW35.
13. M40, M41 CH 194458–. incl 193377–194271.
14. 142 CH –249929. 144 CH –263069. 145 CH –103379.
20. 142 std CH 112400–181984. 142 FAV CH 112400–181275. 144 CH 138700–196061. 145 CH 30900–62869.
21. 142 std CH–181984. 142 FAV CH–181275. 144 CH–196061. 145 CH–62869.

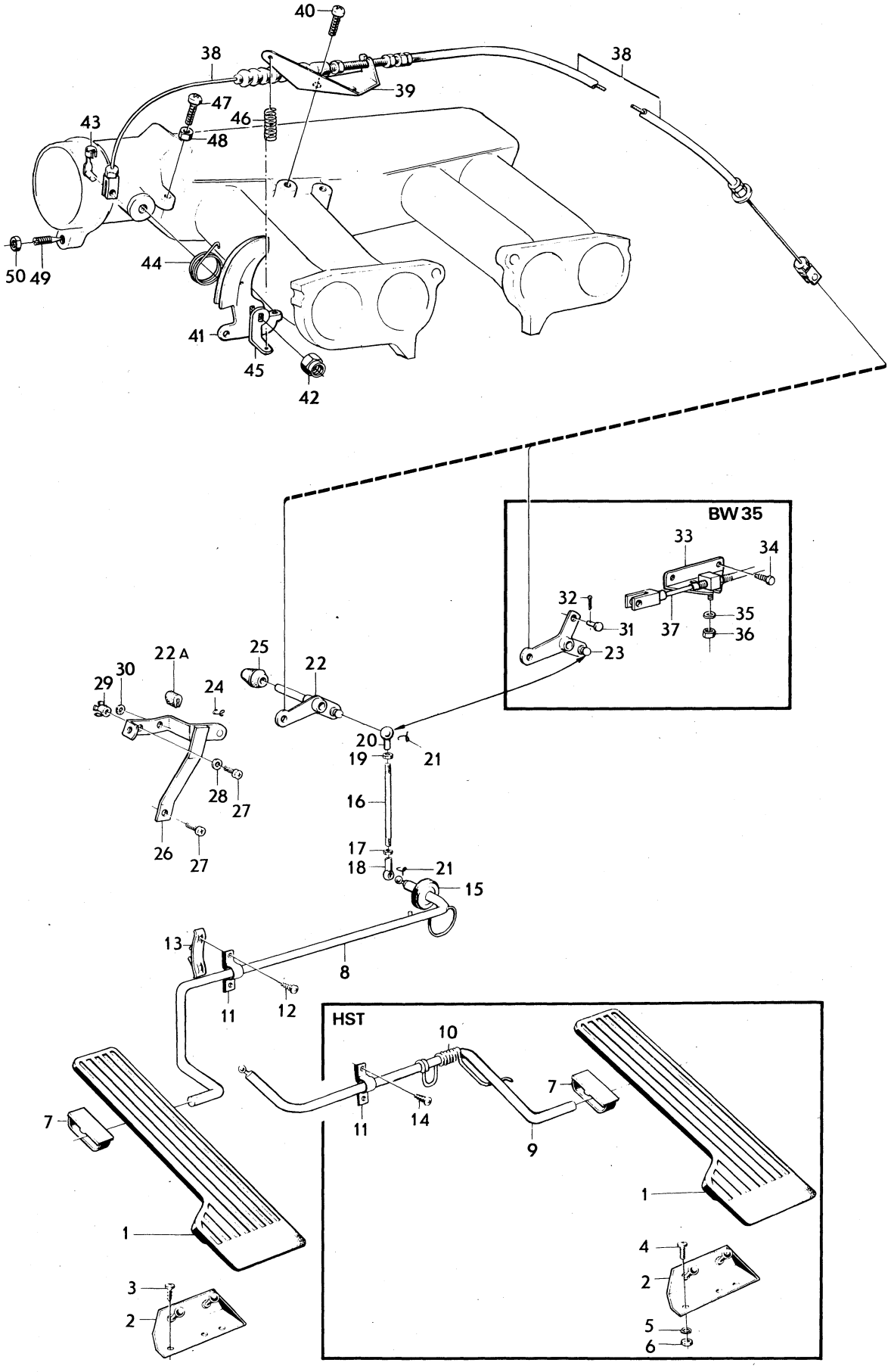
40
38
38
39
47
46
43
48
50
49
44
41
45
42
BW 35
33
34
32
35
31
37
36
23
25
22
22 A
30
29
24
20
21
19
28
27
16
26
27
17
18
21
15
13
8
11
12
HST
10
7
11
14
9
7
1
1
4
3
2
2
5
6

Sida Page	Grupp Group	Gasreglage	Throttle linkage	Illustration	0150
16	2d	B20E, B20F	B20E, B20F	9730 1979–11	

Pos. Fig.	Antal/Quantity VST	HST			Artikel nr Part No	Benämning	Description	Sats Kit	B P S R	Anmärkning Notes	
46	1	1	–	–	418963-5	Fjäder	Spring				1550
47	1	1	–	–	950023-2	Ställskruv	Adjustment screw				1560
48	1	1	–	–	940092-0	Mutter	Nut				1570
49	1	1	–	–	943655-1	Ställskruv	Adjustment screw				1580
50	1	1	–	–	955835-4	Mutter	Nut				1590

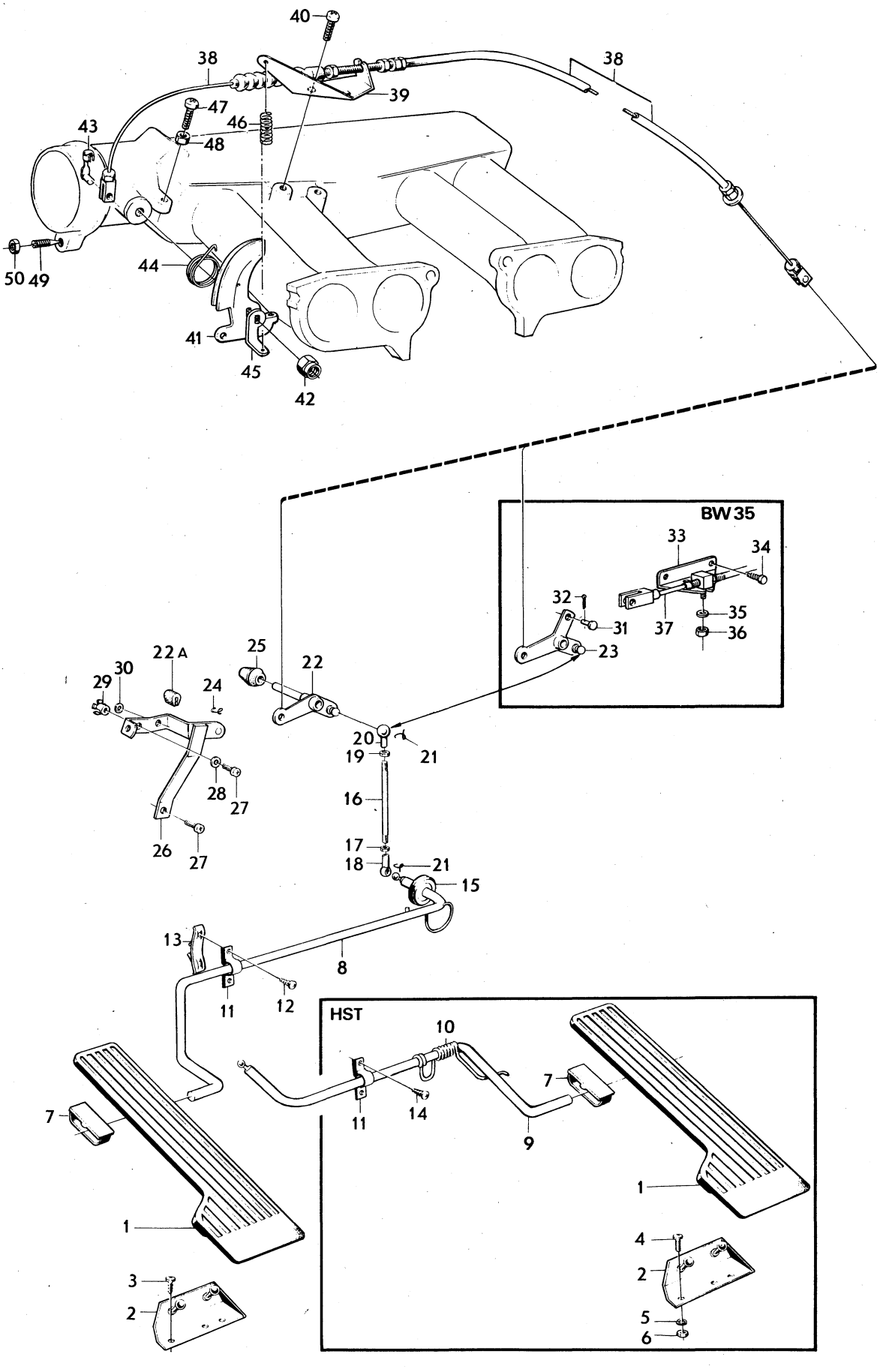

VOLVO
KA 9730

Sida / Page 18 | Grupp / Group 2d | Chokereglage B18 | Choke linkage B18 | Illustration 9728 | 1979–11 | 0200

Pos. Fig.	Antal/Quantity B18A VST	B18A HST	B18B VST	B18B HST	Artikel nr Part No	Benämning	Description	Sats Kit	BPSR	Anmärkning Notes	
1	1	1	1	1	680120-3	Dragstång	Rull rod		8	142 CH–36411. 144 CH –76420. 145 CH –4086 ERS AV 1ST 681135, 1ST 681137	1010 1020 1030 1040
	1	1	1	1	681135-0	Dragstång	Pull rod			142 CH 36412–.144CH 76421–.145CH4087–.	1050 1060
2	1	1	1	1	677214-9	Styrhylsa	Guide sleeve				1070
3	1	1	1	1	677717-1	Prydnadsbricka	Trim washer				1080
4	1	1	1	1	940280-1	Fjädrande bricka	Resilient washer				1090
5	1	1	1	1	955850-3	Mutter	Nut				1100
6	1	1	1	1	677215-6	Fjäder	Spring				1110
7	1	1	1	1	676951-7	Länk	Link		8	142 CH–36411. 144 CH –76420. 145 CH –4086 ERS AV 1ST 681135, 1ST 681137	1 1130 1140 1150
	1	1	1	1	681137-6	Länk	Link			142 CH 36412–. 144 CH 76421–. 145 CH 4087–.	1160 1170
8	2	2	2	2	676995-4	Klammer	Clamp				1
9	1	–	1	–	676960-8	Hävarm	Lever		8	ERS AV 1ST 680734	1
	–	1	–	1	676209-0	Hävarm	Lever			ERS AV 1ST 680735	1200
10	1	–	1	–	676204-1	Konsol	Bracket		8	142 CH–51355. 144 CH –88838. 145 CH –8639 ERS AV 1ST 680734–1.	1210 1220 1221
	–	1	–	1	676207-4	Konsol	Bracket		8	142 CH–58840. 144 CH –93438. 145 CH –11066 ERS AV 1ST 680735–8.	1230 1240 1241
11	1	–	1	–	680734-1	Fästplatta	Anchorage plate			142 CH 51356–. 144 CH 88839–. 145 CH 8640–. (676960)	1250 1260 1270
	–	1	–	1	680735-8	Fästplatta	Anchorage plate			142 CH 58841–. 144 CH 93439–. 145 CH 11067–. (676209)	1280 1290 1300
12	1	–	1	–	950021-6	Skruv	Screw			142 CH–51355. 144 CH –88838. 145 CH –8639	1310 1320
	–	1	–	1	950021-6	Skruv	Screw			142 CH–58840. 144 CH –93438. 145 CH –11066	1330 1340
13	1	–	1	–	955946-9	Låsbricka	Lock washer			142 CH –51355. 144 CH –88838. 145 CH –8639	1350 1360
	–	1	–	1	955946-9	Låsbricka	Lock washer			142 CH –58840. 144 CH –93438. 145 CH –11066	1 1380
14	2	–	2	–	666925-3	Bricka	Washer			142 CH–51355. 144 CH –88838. 145 CH –8639	1390 1400
	–	2	–	2	666925-3	Bricka	Washer		8	142 CH–58840. 144 CH –93438. 145 CH –11066	1410 1420
15	2	–	2	–	940113-4	Skruv	Screw				1
	–	2	–	2	958244-6	Skruv	Screw				14
16	2	–	2	–	941907-8	Låsbricka	Lock washer				1450
17	870	670	–	–	88783-6	Spiral	Sheath				1460
18	1100	850	–	–	55192-9	Tråd	Cable				1470
19	–	–	1060	630	88783-6	Spiral	Sheath			SU	1480
20	–	–	900	920	88783-6	Spiral	Sheath			SU	1490
21	–	–	2200	1810	55192-9	Tråd	Cable			SU	1500
22	1	1	1	1	94641-8	Låsbricka	Lock washer				1510
23	1	1	1	1	942054-8	Klammer	Clamp				1520
24	1	1	1	1	950021-6	Skruv	Screw				1530
25	1	–	1	–	680011-4	Gummibussning	Rubber bushing				1540
26	–	1	–	1	941269-3	Skyddspropp	Protector plug				1550
27	–	–	1	1	664425-6	Bussning	Bushing			SU	1560
28	1	–	–	–	419452-8	Clip	Clip			2) SU	1570
	–	–	2	2	419452-8	Clip	Clip			SU	1580

2. 142 CH 112400–. 144 CH 138700–. 145 CH 30900–.

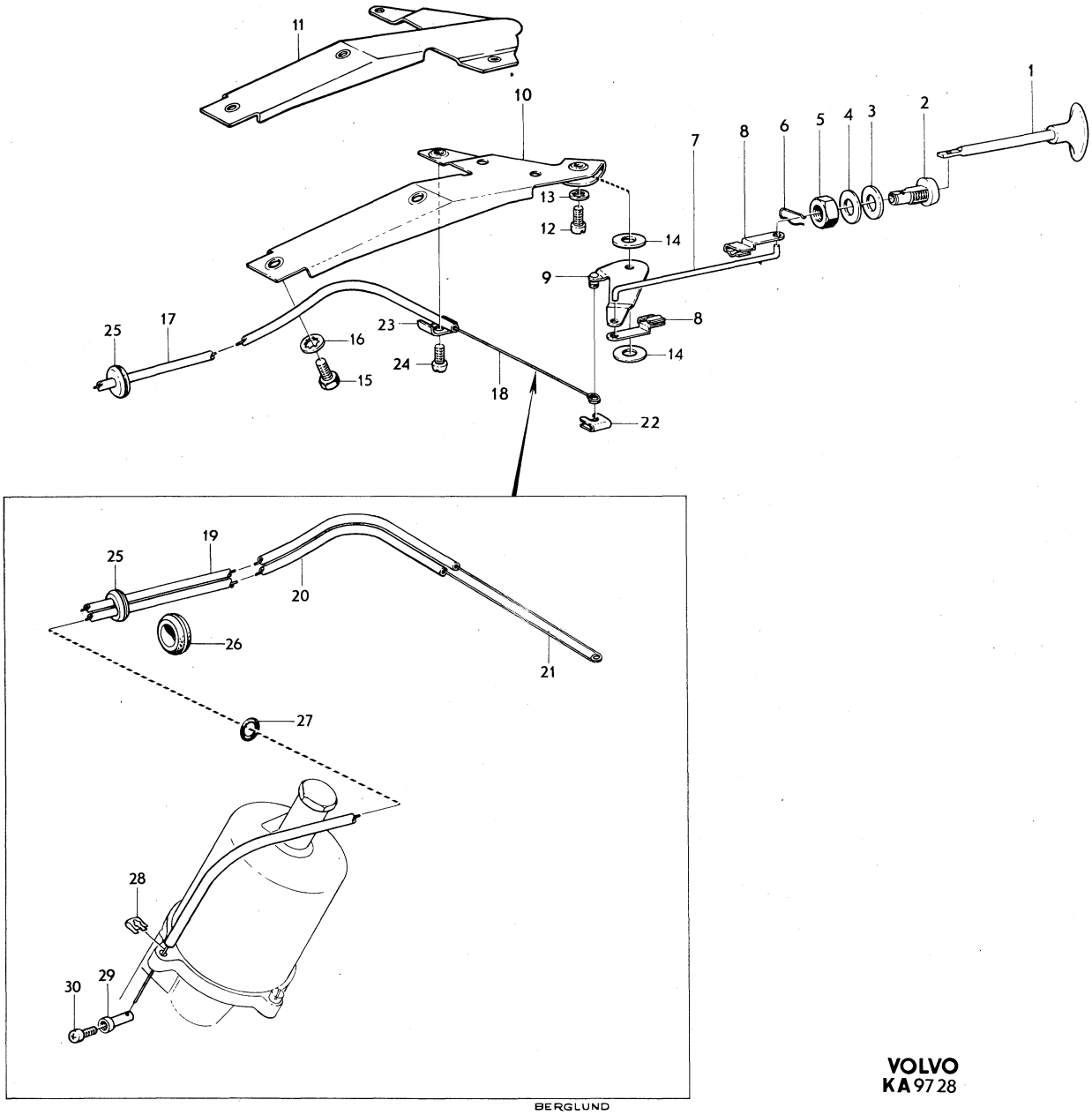

VOLVO
KA 97 28

Sida / Page	Grupp / Group	Chokereglage / Choke linkage	Illustration
20	2d	B18 / B18	0200 9728 1979–11

Pos. Fig.	Antal/Quantity B18A VST	B18A HST	B18B VST	B18B HST	Artikel nr Part No	Benämning	Description	Sats Kit	B P S R	Anmärkning Notes	
29	1	–	–	–	418561-7	Hållare	Retainer			2) SU	1590
	–	–	2	2	418561-7	Hållare	Retainer			SU	1600
30	1	–	–	–	950003-4	Skruv	Screw			2) SU	1610
	–	–	2	2	950003-4	Skruv	Screw			SU	1620

2. 142 CH 112400–. 144 CH 138700–. 145 CH 30900–.

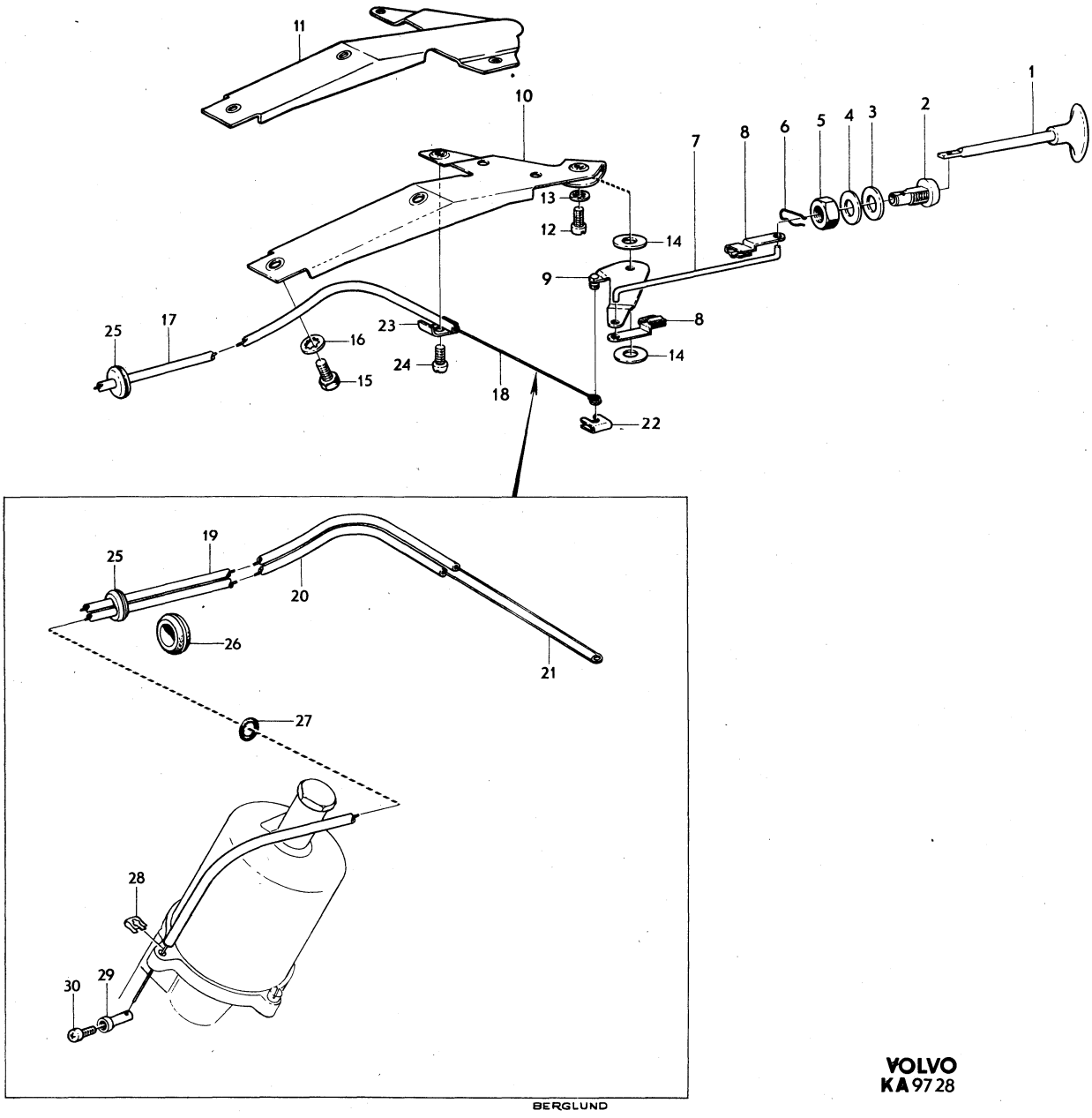

BERGLUND

VOLVO
KA 97 28

Sida / Page	Grupp / Group	Chokereglage / Choke linkage		Illustration
		B20A, B20B, B20D	B20A, B20B, B20D	9729
22	2d			1979–11

Pos. Fig.	Antal/Quantity B20A VST	B20A HST	B20B B20D VST	B20B B20D HST	Artikel nr Part No	Benämning	Description	Sats Kit	BPSR	Anmärkning Notes	
1	1	1	1	1	681135-0	Dragstång	Pull rod			14)	1010
	1	1	1	1	685303-0	Dragstång	Pull rod			15)	1020
2	1	1	1	1	677214-9	Styrhylsa	Guide sleeve			14)	1030
2a	1	1	1	1	685302-2	Styrhylsa	Guide sleeve			15)	1040
2b	1	1	1	1	686684-2	Hylsa	Sleeve			15)	1050
2c	1	1	1	1	686685-9	Stift	Pin			15)	1060
3	1	1	1	1	677717-1	Prydnadsbricka	Trim washer				1070
4	1	1	1	1	940280-1	Fjädrande bricka	Resilient washer				1080
5	1	1	1	1	955850-3	Mutter	Nut			1)	1090
	1	1	1	1	940176-1	Mutter	Nut			2)	1100
6	1	1	1	1	677215-6	Fjäder	Spring			14)	10
6a	1	1	1	1	88333-0	Fjäder	Spring			15)	1120
7	1	1	1	1	681137-6	Länk	Link			14)	1130
	1	1	1	1	686683-4	Länk	Link			15)	1140
8	2	2	2	2	676995-4	Klammer	Clamp				1150
9	–	1	–	1	676209-0	Hävarm	Lever		8	ERS AV 1ST 680735–8.	1160
10	–	1	–	1	676207-4	Konsol	Bracket		8	142 CH–58840. 144 CH	10
										–93438. 145 CH–11066	1180
										ERS AV 1ST 680735–8.	1181
11	1	–	1	–	680734-1	Fästplatta	Anchorage plate				1190
	–	1	–	1	680735-8	Fästplatta	Anchorage plate			142 CH 58841–. 144 CH	1200
										93439–. 145 CH 11067–.	1210
12	–	1	–	1	950021-6	Skruv	Screw			142 CH–58840. 144 CH	1220
										–93438. 145 CH–11066	1230
13	–	1	–	1	955946-9	Låsbricka	Lock washer			142 CH–58840. 144 CH	1240
										–93438. 145 CH–11066	1250
14	–	1	–	1	666925-3	Bricka	Washer		8	142 CH–58840. 144 CH	1260
										–93438. 145 CH–11066	1270
15	2	–	2	–	940113-4	Skruv	Screw				1280
	–	2	–	2	958244-6	Skruv	Screw				1290
16	2	–	2	–	941907-8	Låsbricka	Lock washer				1300
17	870	670	–	–	88783-6	Spiral	Sheath				1310
	–	–	ERF	ERF	88783-6	Spiral	Sheath				1320
18	1100	850	–	–	55192-9	Tråd	Cable				1330
	–	–	ERF	ERF	55192-9	Tråd	Cable				1340
19	–	–	ERF	ERF	88783-6	Spiral	Sheath				1350
20	–	–	ERF	ERF	88783-6	Spiral	Sheath				1360
21	–	–	ERF	ERF	55192-9	Tråd	Cable				10
22	1	1	1	1	94641-8	Låsbricka	Lock washer				1380
23	1	1	1	1	942054-8	Klammer	Clamp				1390
24	1	1	1	1	950021-6	Skruv	Screw				1400
25	1	–	1	–	680011-4	Gummibussning	Rubber bushing				1410
26	–	1	–	1	941269-3	Gummibussning	Rubber bushing				1420
27	–	–	1	1	664425-6	Bussning	Bushing			B20B SU TID UTF	30
28	ERF	–	ERF	ERF	419452-8	Clip	Clip				40
29	ERF	–	ERF	ERF	418561-7	Hållare	Retainer				1450
30	ERF	–	ERF	ERF	950003-4	Skruv	Screw				1460
25	1	–	1	–	680011-4	Gummibussning	Rubber bushing				2010
26	–	1	–	1	941269-3	Gummibussning	Rubber bushing				2020
27	–	–	1	1	664425-6	Bussning	Bushing			7) B20B SU	2030
28	1	–	–	–	419452-8	Klammer	Clamp			9) SU	2040
	–	–	2	2	419452-8	Klammer	Clamp			7) SU	2050
	–	–	1	1	419452-8	Klammer	Clamp			8)	2060
29	1	–	–	–	418561-7	Hållare	Retainer			9) SU	2070
	–	–	2	2	418561-7	Hållare	Retainer			7) B20B SU	2080

1. 142 CH–112399. 144 CH–138699. 145 CH–30899.
2. 142 CH 112400–. 144 CH 138700–. 145 CH 30900–.
7. 142 CH –178959. 144 CH –194139. 145 CH –61599.
9. 142 CH 112400–178959. 144 CH 138700–194139. 145 CH 30900–61599.
8. 142 CH 178960–. 144 CH 194140–. 145 CH 61600–.
14. 142 CH –249929. 144 CH –263069. 145 CH –103379.
15. 142 CH 249930–. 144 CH 263070–. 145 CH 103380–.

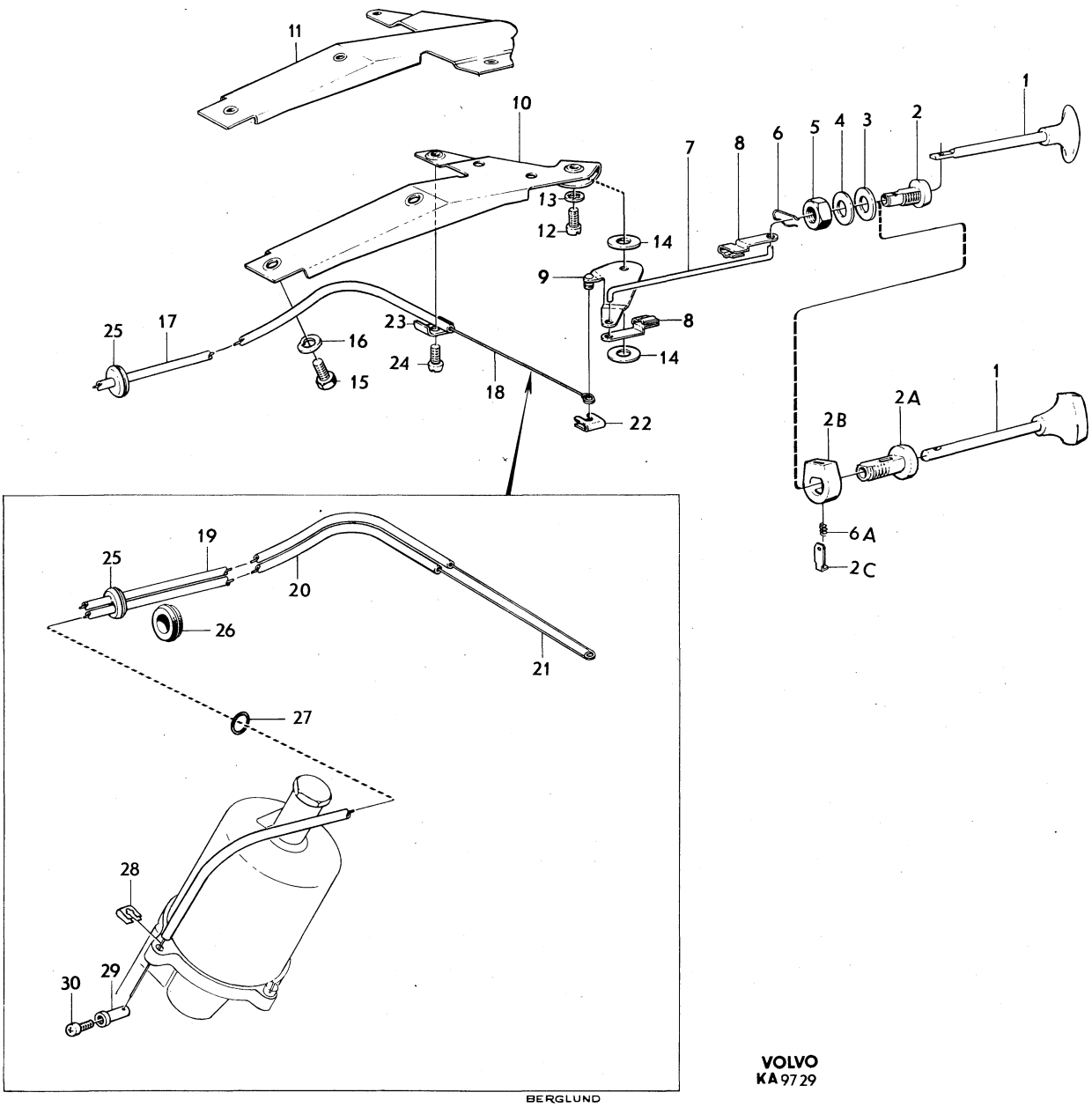

BERGLUND

VOLVO
KA 97 29

Sida Page	Grupp Group	Chokereglage B20A, B20B, B20D	Choke linkage B20A, B20B, B20D	Illustration 9729 1979–11	0250
24	2d				

Pos. Fig.	Antal/Quantity B20A VST	B20A HST	B20B B20D VST	B20B B20D HST	Artikel nr Part No	Benämning	Description	Sats Kit	B P S R	Anmärkning Notes	
	–	–	1	1	418561-7	Hållare	Retainer			8)	2090
30	1	–	–	–	950003-4	Skruv	Screw			9) SU	2100
	–	–	2	2	950003-4	Skruv	Screw			7) B20B SU	2110
	–	–	1	1	950003-4	Skruv	Screw			8)	2120

7. 142 CH –178959. 144 CH –194139. 145 CH –61599.
8. 142 CH 178960–. 144 CH 194140–. 145 CH 61600–.
9. 142 CH 112400–178959. 144 CH 138700–194139. 145 CH 30900–61599.

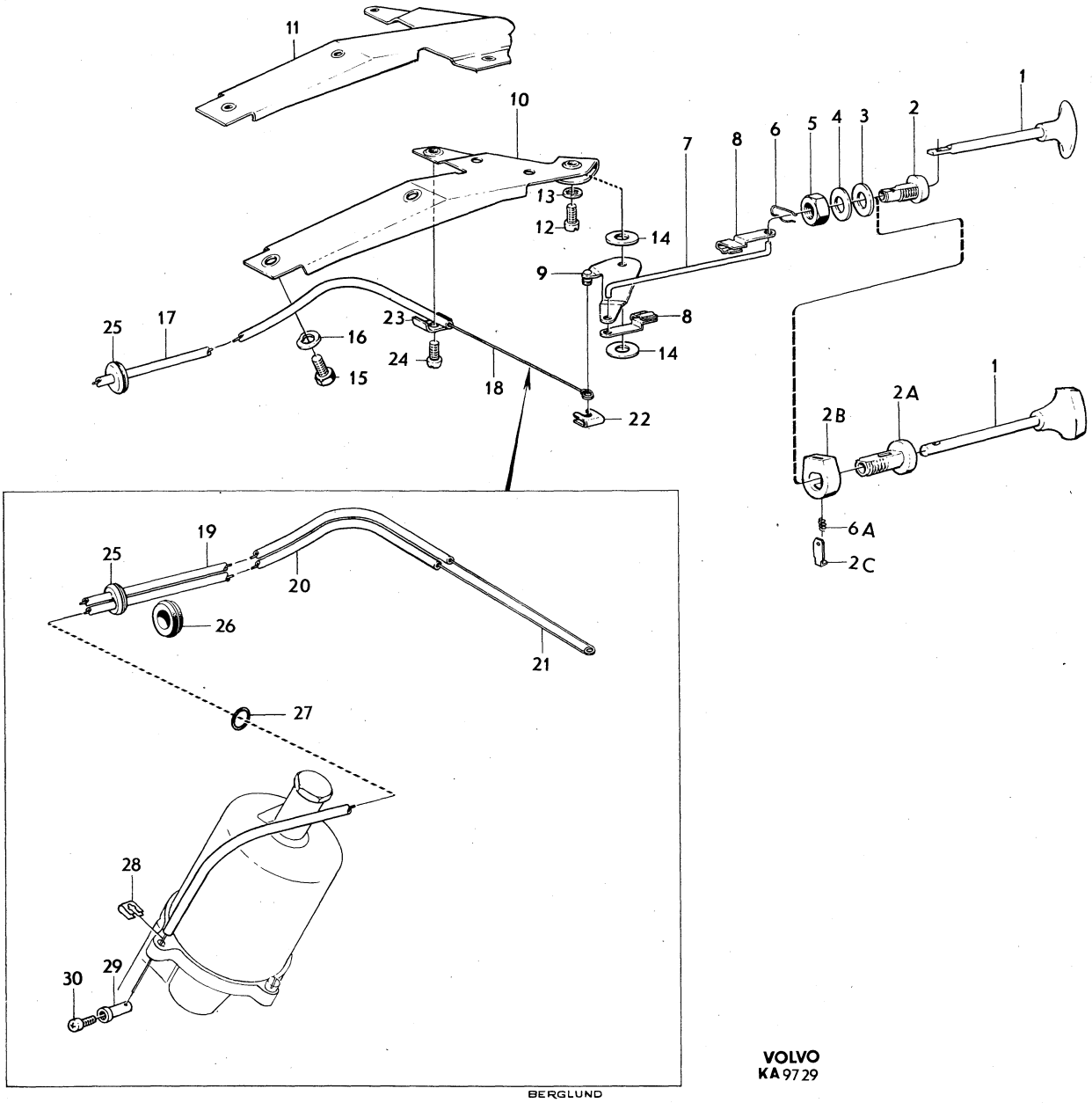

VOLVO
KA 9729

	Innehållsförteckning / Index / Table des matières	Inhaltsverzeichnis / Indice	Grupp / Group	Sida / Page
1979–11			3	1

ELSYSTEM OCH INSTRUMENT	Sida	Koord.
Elektrisk utrustning och instrumentutrustning	2	2-A03

ELECTRICAL EQUIPMENT AND INSTRUMENTS	Page	Grid
Electrical equipment and instrumentation	2	2-A03

EQUIPEMENT ELECTRIQUE ET INSTRUMENTS	Page	Grid
Instrumentation et équipement électrique	2	2-A03

ELEKTRISCHE ANLAGE UND INSTRUMENTE	Seite	Grid
Elektrische– und Instrumentenausrüstung	2	2-A03

SISTEMA ELECTRICO E INSTRUMENTOS	Página	Grid
Equipo elétrico e instrumentos	2	2-A03

Sida Page	Grupp Group	Elektrisk– och instrumentutrustning	Electrical equipment and instruments	Illustration	0050
2	3			8989 1979–11	

Pos. Fig.	Antal/Quantity				Artikel nr Part No	Benämning	Description	Sats Kit	B P S R	Anmärkning Notes	
1	–	–	–	–		Strömförsörjnings– startsystem	Power and starter systems			SE SIDA 4, 2-A05	1010 1020
2	–	–	–	–		Belysningsutrustning, främre	Lighting equipment front			SE SIDA 42, 2-B19	1030 1040
3	–	–	–	–		Belysningsutrustning, inre och bakre	Lighting equipment interior and front			142, 144 SE SIDA 46, 2-B23	1050 1060
	–	–	–	–		Belysningsutrustning, inre och bakre	Lighting equipment interior and front			145 SE SIDA 50, 2-C03	1070 1080
4	–	–	–	–		Signalutrustning	Signal equipment			SE SIDA 54, 2-C07	1090
5	–	–	–	–		Torkare, vindruta	Windscreen wipers			SE SIDA 56, 2-C09	1100
6	–	–	–	–		Torkare, bakruta och spolare	Windscreen washer rear window wiper			SE SIDA 64, 2-C17 SE SIDA 68, 2-C21	1120
7	–	–	–	–		Vindrutespolare	And washer				1130
8	–	–	–	–		Strålkastartork sats	Headlight wiper kit			SE SIDA 70, 2-C23	1140
	–	–	–	–		Instrumentering	Instrumentation				1150
9	–	–	–	–		•Kopplings–och kontrollorgan	•Connecting and control units			SE SIDA 74, 2-D03	1160
10	–	–	–	–		•Instrumentutrustning	•Instrument equipment			SE SIDA 86, 2-D15	1180
11	–	–	–	–		Elledningar, kontaktdon	Wiring connecting unit			SE SIDA 94, 2-D23	1190

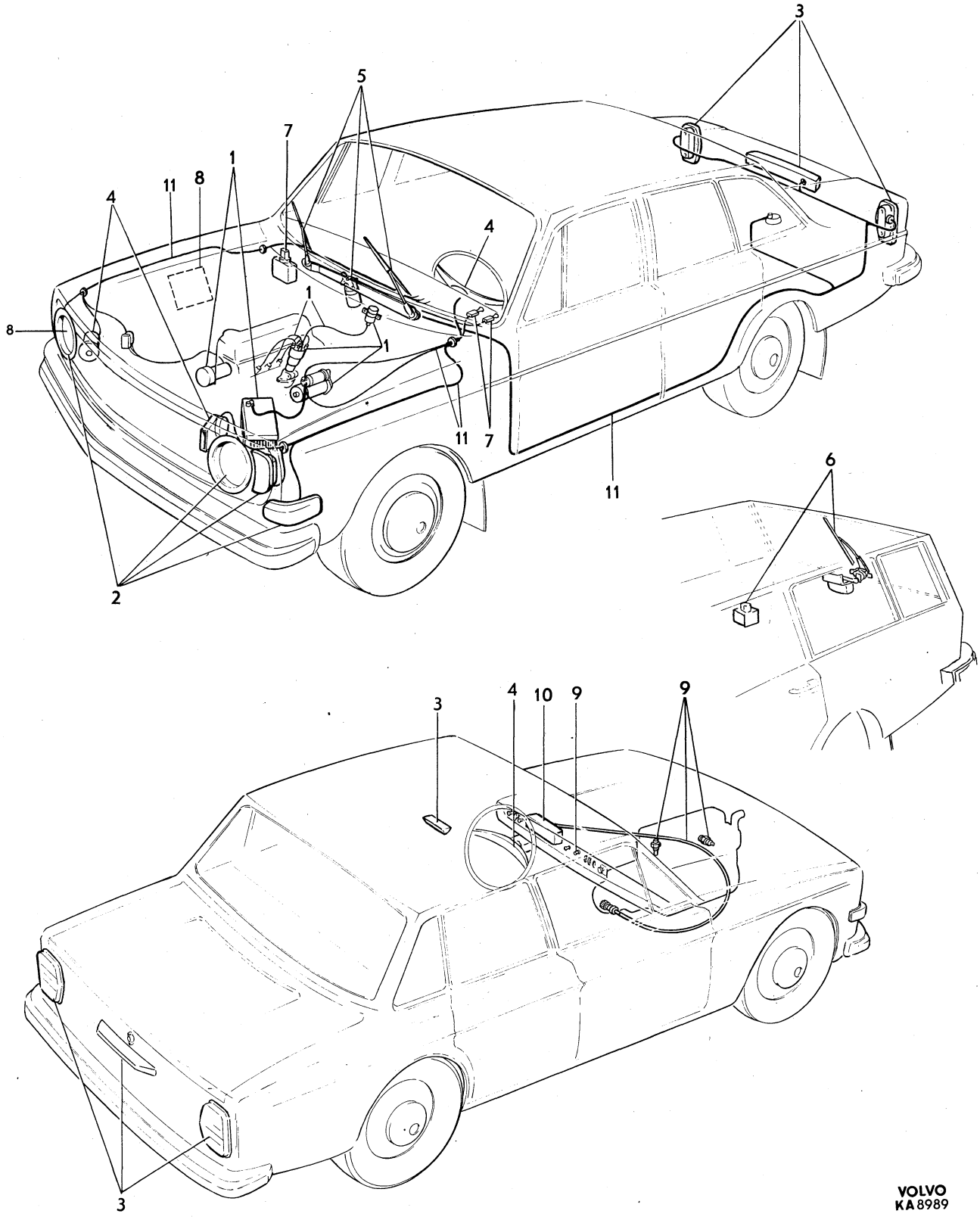

VOLVO
KA 8989

Sida / Page	Grupp / Group	Strömförsörjnings– och startsystem	Power and starter system	Illustration	0100
4	3			9631 1979–11	

	Pos. Fig.	Antal/Quantity B18	B20			Artikel nr Part No	Benämning	Description	Sats Kit	B P S R	Anmärkning Notes	
	1	1	–	–	–	240214-7	Tändfördelare	Distributor		8	B18A ERS AV 1 ST	1010
											462657–8	1015
		–	1	–	–	243186-4	Tändfördelare	Distributor		8	B20B ERS AV 1 ST	1030
											462658–6	1031
		1	–	–	–	241298-9	Tändfördelare	Distributor		8	6) ERS AV 1 ST	1050
											462657–8	1055
		–	–	–	–		Det se sida 10, 2-A11	Comps page 10, 2-A11				1060
		1	–	–	–	240208-9	Tändfördelare	Distributor		8	B18B ERS AV 1 ST	1070
											462657–8	1075
		–	–	–	–		Det se sida 12, 2-A13	Comps page 12, 2-A13				1080
		1	1	–	–	241529-7	Tändfördelare	Distributor		8	B20A ERS AV 1 ST	1090
											462657–8	1095
		–	1	–	–	243186-4	Tändfördelare	Distributor			B20B (241530)	1130
		–	–	–	–		Det se sida 14, 2-A15	Comps page 14, 2-A15				1135
		–	1	–	–	243135-1	Tändfördelare	Distributor		8	B20D ERS AV 1 ST	1140
											462657–8	1145
		–	1	–	–	243184-9	Tändfördelare	Distributor		8	26) B20E ERS AV 1 ST	1150
											243314–2	1155
		–	1	–	–	243314-2	Tändfördelare	Distributor			27) B20E B20F	1160
		–	–	–	–		Det se sida 16, 2-A17	Comps page 16, 2-A17				1170
x		1	1	–	–	462657-8	Tändfördelare	Distributor				1175
x		–	1	–	–	462658-6	Tändfördelare	Distributor				1176
		–	–	–	–		Det se sida 18, 2-A19	Comps page 18, 2-A19				1177
	2	1	1	–	–	925060-6	Tätningsring	Seal ring	S			1180
	3	1	1	–	–	418276-2	Fläns	Flange				1190
	4	1	1	–	–	418265-5	Packning	Packing	S			1200
	5	1	1	–	–	955515-2	Skruv	Screw				1210
	6	1	1	–	–	941906-0	Fjädrande bricka	Resilient washer				1220
	7	1	1	–	–	955825-5	Mutter	Nut				1230
	8	2	2	–	–	955524-4	Skruv	Screw				1240
	9	2	2	–	–	941907-8	Fjädrande bricka	Resilient washer				1250
	10	–	–	–	–		Skruvhjul	Worm			SE GRUPP 2A	1260
	11	490	–	–	–	192055-2	Vakuumslang	Vacuum hose			B18A	1270
		–	600	–	–	192055-2	Vakuumslang	Vacuum hose			B20A	1280
		–	720	–	–	192055-2	Vakuumslang	Vacuum hose			B20E, B20F	1290
		–	830	–	–	192055-2	Vakuumslang	Vacuum hose			B20B USA CAN M41	1300
		–	950	–	–	192055-2	Vakuumslang	Vacuum hose			22) B20B EXCL USA	1310
											CAN VST BW 35	1320
	11a	–	400	–	–	192055-2	Vakuumslang	Vacuum hose			26) B20B BW35 USA CAN	1
		–	600	–	–	192055-2	Vakuumslang	Vacuum hose			22) B20D EXCL USA CAN	1340
	11b	–	950	–	–	192055-2	Vakuumslang	Vacuum hose			27) B20 BW35 USA CAN	1350
	11c	–	2	–	–	944216-1	Klammer	Clip			27) B20B BW35 USA CAN	1360
	11d	–	1	–	–	943513-2	Nippel	Nipple			B20E,F	1365
x	12	–	1	–	–	462676-8	Behållare tändfördröjning	Retainer ignition retard			22,26) B20B BW35, USA, CAN, (460159)	1370
	13	1	–	–	–	461037-4	Konsol	Bracket		8	22,26) B20B BW35, USA, CAN,	1380
												1395
	14	–	2	–	–	955126-8	Skruv	Screw			22,26) B20B BW35 USA CAN	1400
	15	–	340	–	–	192055-2	Slang	Hose			22) B20B BW35 USA CAN	1410
	16	–	1	–	–	944270-8	T–rör	T–pipe			22) B20B USA CAN	1420
	17	–	230	–	–	192055-2	Slang	Hose			22) B20B USA CAN	1430
	18	–	565	–	–	192055-2	Slang	Hose			22) B20B USA CAN	1440
	19	–	2	–	–	944216-1	Klamma	Clip			22) B20B VST	1450
		–	1	–	–	944216-1	Klamma	Clip			22) B20D EXCL USA CAN	1460
x	20	1	1	–	–	1219189-6	Tändspole	Ignition coil			(241609)	1470
x		1	1	–	–	1219099-7	Klamma	Clamp			(241609)	1475

6. B18B (496865) MAR. B18B (496867) MAR.
22. 142 CH 178960–. 144 CH 194140–. 145 CH 61600–.
26. 142 CH –249929. 144 CH –263069. 145 CH –103379.
27. 142 CH 249930–. 144 CH 263070–. 145 CH 103380–.

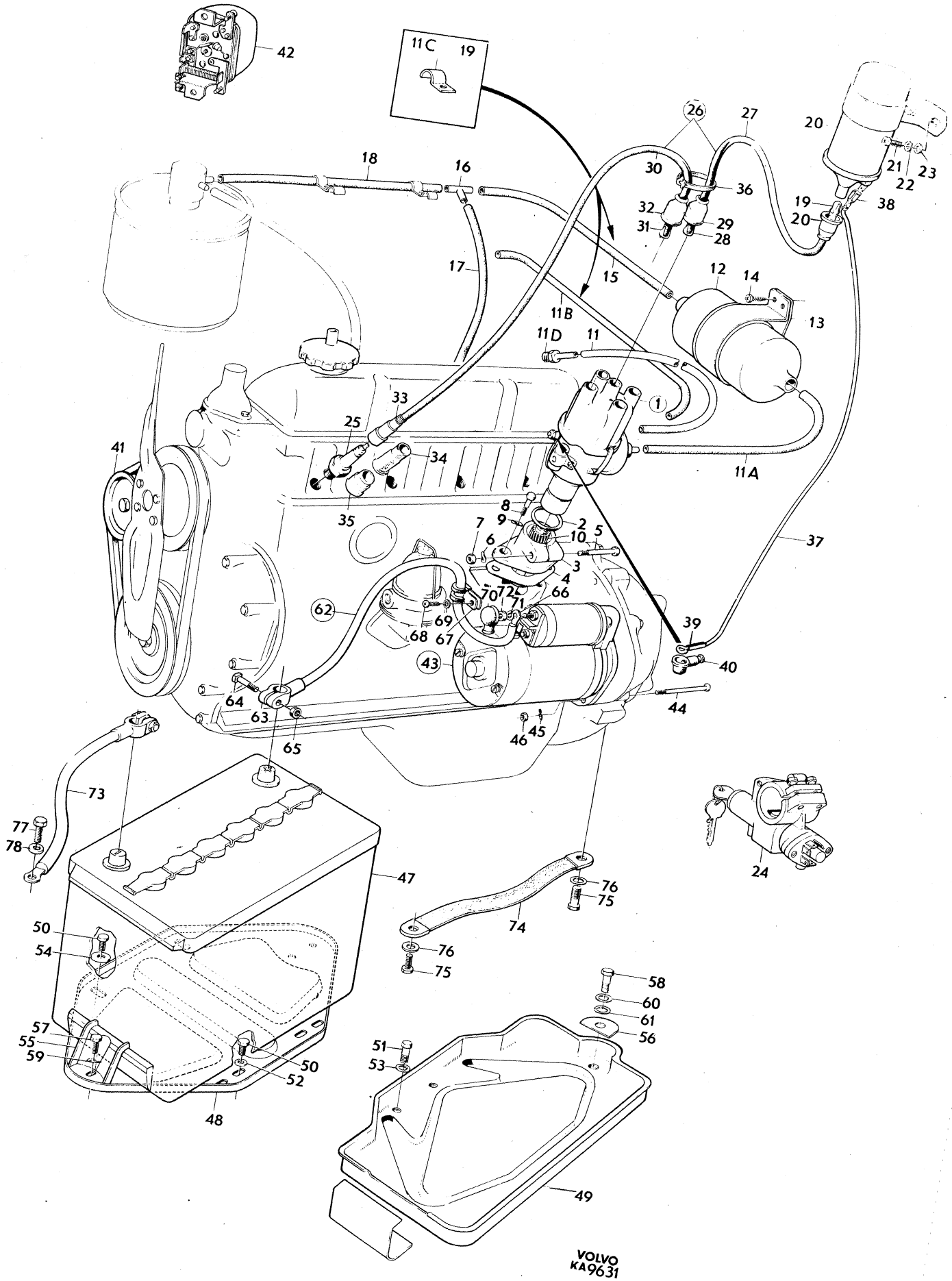

42
11C
19
26
27
20
18
16
30
36
21
22
23
19
38
20
32
31
29
28
17
15
12
14
13
11B
11D
11
1
33
25
34
41
11A
35
8
9
2
7
10
5
6
3
4
37
70
72
71
66
62
69
68
67
39
43
40
64
63
44
65
46
45
73
77
78
47
24
76
75
74
50
54
76
75
58
60
61
56
57
55
59
51
53
50
52
48
49
VOLVO
KA9631

Sida Page 6 | Grupp Group 3 | Strömförsörjnings– och startsystem | Power and starter system | Illustration 9631 1979–11 | 0100

Pos. Fig.	Antal/Quantity B18	B20			Artikel nr Part No	Benämning	Description	Sats Kit	B P S R	Anmärkning Notes	
21	2	–	–	–	950045-5	Skruv	Screw			16)	1480
	1	1	–	–	944012-4	Skruv	Screw			17)	1490
22	2	–	–	–	941906-0	Fjädrande bricka	Resilient washer			16)	1500
23	2	–	–	–	955893-3	Bricka	Washer			16)	1520
24	1	1	–	–		Start–och rattlås	Ignition switch and column lock			SE SIDA 74, 2-D03	1530 1540
25	4	4	–	–		Tändstift	Spark plug			B18A, B20A BOSCH W175 T35	1550 1560
	4	4	–	–		Tändstift	Spark plug			B18B, B20B, B20D, B20F BOSCH W200 T35	1570 1580
	–	4	–	–		Tändstift	Spark plug			B20E BOSCH W240 T35	[illegible]
26	1	1	–	–	275661-7	Tändledningssats	Ignition cable kit			(275660)	[illegible]
		1			275661-7	tändledningssats				EXCL B20E HST	2010
	–	1	–	–	275662-5	Tändledningssats	Ignition cable kit			B20E HST	2020
27	1	1	–	–	419706-7	•Tändledning	•High tension cable	S			2030
28	2	2	–	–	954513-8	••Ledningssko	••Cable terminal	S			2040
29	2	2	–	–	241608-9	••Skyddsmuff	••Cap	S		(20366)	[illegible]
30	4	4	–	–		•Tändledning	•Ingnition cable		8		[illegible]
31	4	4	–	–	954513-8	••Ledningssko	••Cable terminal	S			2070
32	4	–	–	–		••Skyddsmuff	••Cap		8	(20366)	2080
	–	4	–	–	241608-9	••Skyddsmuff	••Cap	S			2090
33	4	4	–	–	241605-5	••Dämpmotstånd	••Damping resistance	S		EXCL B20E HST	2100
	4	4	–	–	241850-7	••Dämpmotstånd	••Damping resistance	S		B20E HST	2110
34	–	4	–	–	241607-1	••Skyddsmuff	••Cap	S			2120
35	–	4	–	–	241606-3	••Skyddsmuff	••Cap	S			2130
36	1	1	–	–	943857-3	Gummiklammer	Rubber clamp			21,22) M40 RV VST. B20E	2140
37	1	1	–	–	678369-0	Ledning tändspolare–avbrytare	Low–tension cable		8	1)	2150 2160
38	1	1	–	–	956953-4	•Ledningssko	•Cable terminal				2170
39	1	1	–	–	956926-0	•Ledningssko	•Cable terminal				2180
40	1	1	–	–	418120-2	•Gummiskydd	•Rubber cap				2190
41	–	–	–	–		Likströmsgenerator med upphängning	Dynamo and mountings			SE SIDA 20, 2-A21	2200 2210
	–	–	–	–		Växelströmsgenerator med upphängning	Alternatorandmountings			SE SIDA 22, 2-A23	2220 2230
42	–	–	–	–		Laddningsregulator likström	Charging relay direct current			SE SIDA 20, 2-A21	2240 2250
	–	–	–	–		Laddningsregulator växelström	Charging relay alternating current			SE SIDA 22, 2-A23	[illegible]
43	1	1	–	–	240360-8	Startmotor	Starter motor		8	ERS AV 1 ST 463856–5	2280
	–	–	–	–		Det se sida 38, 2-B15	Comps page 38, 2-B15				2282
x	1	1	–	–	463856-5	Startmotor	Starter motor				2285
	–	–	–	–		Det se sida 40, 2-B17	Comps page 40, 2-B17				2290
44	2	2	–	–	940184-5	Skruv	Screw				2300
45	2	2	–	–	941909-4	Fjädrande bricka	Resilient washer				[illegible]
46	2	2	–	–	940157-1	Mutter	Nut				2320
x 47	1	1	–	–	1235272-0	Batteri, torrladdat	Battery dray charged			60AH	2330 2331
x	1	1	–	–	1235780-2	Batteri	Battery			70AH	2332
x	1	1	–	–	1259533-6	Batteri	Battery			88AH	2333
48	1	–	–	–		Batterihylla	Battery shelf		8	16) ERS AV 681450–3	2350
49	1	1	–	–	681450-3	Batterihylla	Battery shelf			17)	2360
50	4	–	–	–	955511-1	Skruv	Screw			16)	2370
51	1	1	–	–	942624-8	Skruv	Screw			17)	2380

1. Lagerföres ej. Anskaffas och tillverkas lokalt. Not stocked. Procure and modify locally. N'est pas stocké. A se procurer et à fabriquer sur place. Nicht lagervorrätig. Wird örlich angeschafft und hergestellt. No lo tenemos en existencia. Se adquiere y fabrica localmente.
16. 142 CH –52899. 144 CH –89799. 145 CH –9199.
17. 142 CH 52900–. 144 CH 89800–. 145 CH 9200–.
21. 142 CH –178959. 144 CH –194139. 145 CH –61599.
22. 142 CH 178960–. 144 CH 194140–. 145 CH 61600–.

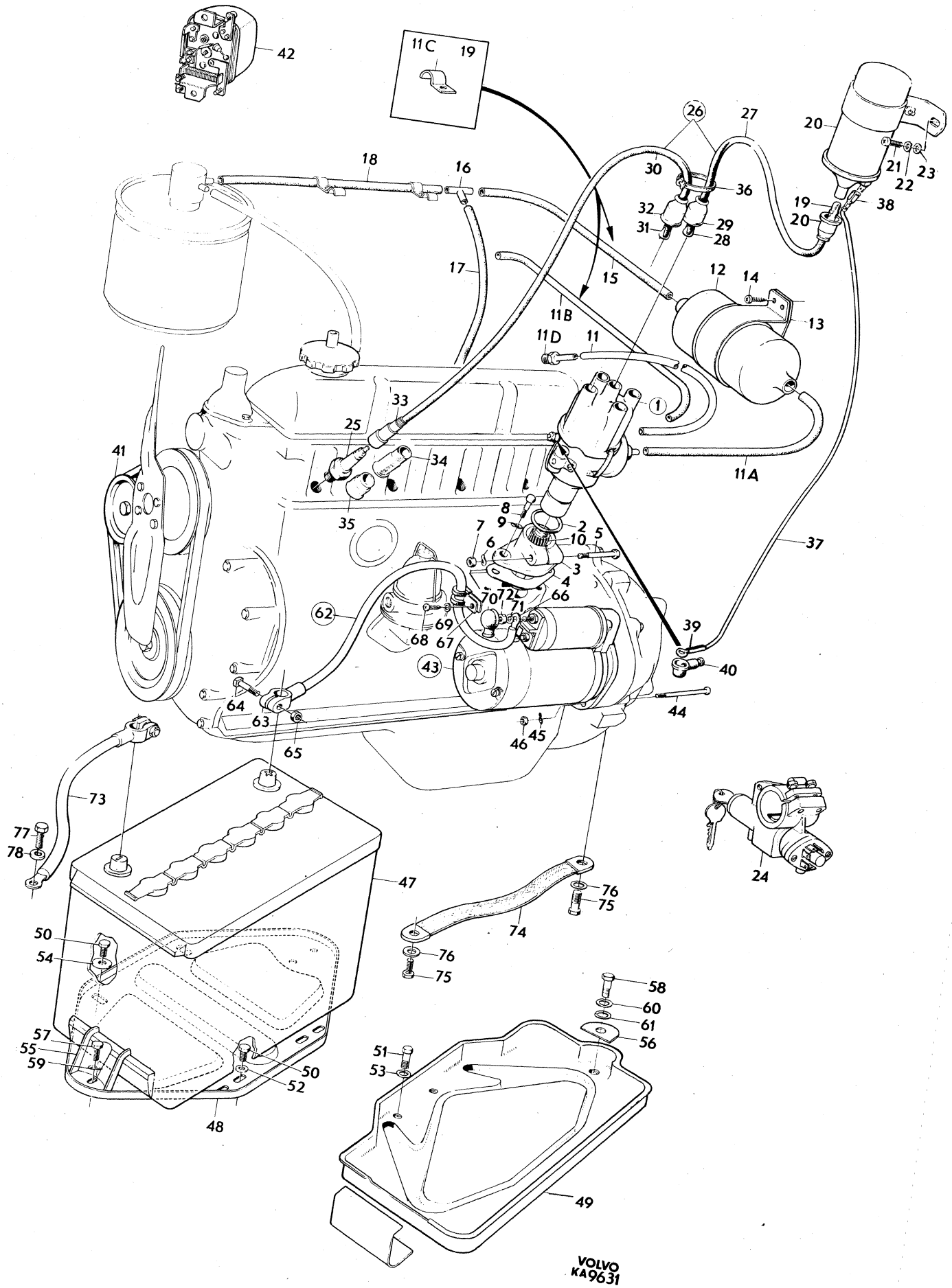

42
11C
19
26
27
20
21
22
23
18
16
30
36
32
31
29
28
19
20
38
17
15
12
14
13
11B
11D
11
1
33
25
34
41
11A
35
8
9
2
10
5
7
6
3
4
37
70
72
71
66
62
69
68
67
39
43
40
64
63
44
65
46
45
73
77
78
47
24
76
75
74
50
54
76
75
58
60
61
56
57
55
59
50
52
51
53
48
49
VOLVO
KA9631

Sida Page	Grupp Group	Strömförsörjnings– och startsystem	Power and starter system	Illustration	0100
8	3			9631 1979–11	

Pos. Fig.	Antal/Quantity B18	B20			Artikel nr Part No	Benämning	Description	Sats Kit	BPSR	Anmärkning Notes	
52	2	–	–	–	192287-1	Bricka	Washer			16)	2390
53	1	1	–	–	960141-0	Bricka	Washer			17)	2400
54	2	–	–	–	192041-2	Bricka	Washer			16)	2410
55	2	–	–	–	675839-5	Fäste	Anchorage			16)	2420
56	1	1	–	–	679006-7	Fäste	Anchorage			17)	2430
57	2	–	–	–	940100-1	Skruv	Screw			16)	2440
58	1	1	–	–	940161-3	Skruv	Screw			17)	2450
59	4	–	–	–	941906-0	Fjädrande bricka	Resilient washer			16)	2460
60	1	1	–	–	955894-1	Bricka	Washer			17)	2470
61	1	1	–	–	955921-2	Bricka	Washer			17)	2480
x 62	1	1	–	–	1215083-5	Batteriledning					2490
	1	1	–	–	944160-1	Batteriledning	Battery cable			(943385)	2500
63	1	1	–	–		•Ledningssko	•Cable terminal		8		2510
64	1	1	–	–	105154-9	•Skruv	•Screw			1/16"	2520
	1	1	–	–	940319-7	•Skruv	•Screw			1/4"	2525
65	1	1	–	–	151205-2	•Mutter	•Nut			1/16"	2530
	1	1	–	–	940320-5	•Mutter	•Nut			1/4"	2535
66	1	1	–	–	956504-5	•Ledningssko	•Cable terminal			(942370)	2540
67	1	1	–	–	942542-2	Klammer	Clamp			21) VST	2550
	1	1	–	–	952624-5	Klammer	Clamp			21) HST	2560
68	1	1	–	–	955138-3	Skruv	Screw			21) HST	2570
69	1	1	–	–	960138-6	Bricka	Washer			21) VST	2580
70	1	1	–	–	673580-7	Gummikåpa	Rubber casing			(95018)	2590
71	1	1	–	–	955921-2	Fjäderbricka	Spring washer				2600
72	1	1	–	–	955782-8	Mutter	Nut				3010
73	1	1	–	–	943412-7	Stomledning, batteri	Earth cable, battery			(11524)	3020
74	1	1	–	–	677856-7	Stomledning, motor–kaross	Earth cable, engine–body			16)	3030 3040
	1	1	–	–	190339-2	Stomledning, motor–kaross	Earth cable, engine–body			17)	3050 3060
75	2	2	–	–	944012-4	Skruv, jordning	Screw, earth				3070
76	2	2	–	–	960141-0	Bricka	Washer				3080
77	1	1	–	–	942624-8	Skruv, jordning	Screw, earth			17)	3090
78	1	1	–	–	955894-1	Bricka	Washer			17)	3100

16. 142 CH –52899. 144 CH –89799. 145 CH –9199.
17. 142 CH 52900–. 144 CH 89800–. 145 CH 9200–.
21. 142 CH –178959. 144 CH –194139. 145 CH –61599.

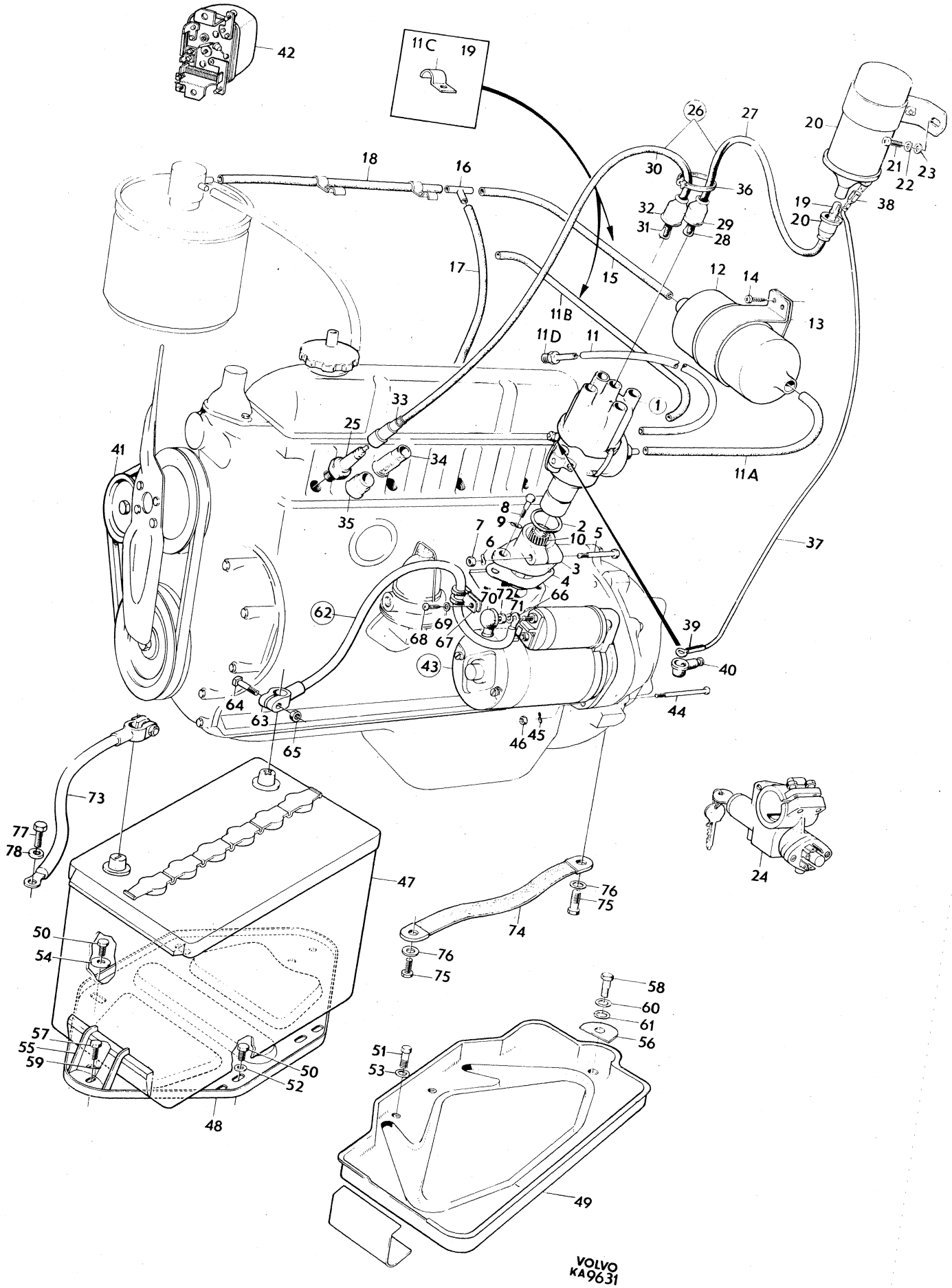

42
11C
19
26
27
20
21
22
23
18
16
30
36
32
31
29
28
19
20
38
17
15
12
14
13
11B
11D
11
1
33
25
34
41
11A
35
8
9
2
7
10
5
6
3
4
37
70
72
71
66
62
69
68
67
39
43
40
64
63
44
65
46
45
73
77
78
47
24
76
75
74
50
54
76
75
58
60
61
56
57
55
59
50
52
51
53
48
49
VOLVO
KA9631

Sida Page	Grupp Group	Tändfördelare	Distributor	Illustration	0150
10	3	240214, 241298	240214, 241298	5202 1979–11	

Pos. Fig.	Antal/Quantity 240 214	241 298			Artikel nr Part No	Benämning	Description	Sats Kit	BPSR	Anmärkning Notes	
1	1	–	–	–	240214-7	Fördelare	Distributor		8	ERS AV 1 ST 462657–8	1010
	–	1	–	–	241298-9	Fördelare	Distributor		8	ERS AV 1 ST 462657–8	1020
2	1	1	–	–	233262-5	•Lagerbussning, övre	•Bearing bushing, upper				1030
3	1	1	–	–	238850-2	•Lagerbussning, undre	•Bearing bussing, lower				1040
4	1	–	–	–	233264-1	•Smörjfilt	•Lubricating felt				1050
	–	1	–	–	241396-1	•Smörjfilt	•Lubricating felt				1060
5	1	–	–	–	241397-9	•Kondensator	•Capacitor			(233842)	1070
	–	1	–	–	241397-9	•Kondensator	•Capacitor				1080
6	1	–	–	–	240580-1	•Regulatorfjäder	•Regulator spring				1090
	–	1	–	–	241398-7	•Regulatorfjäder	•Regulator spring				1100
	1	–	–	–	240581-9	•Regulatorfjäder	•Regulator spring				1110
	–	1	–	–		•Regulatorfjäder	•Regulator spring		8	(241399)	1120
7	1	–	–	–		•Brytarkam	•Breaker		8	(240582)	1130
	–	1	–	–	241400-1	•Brytarkam	•Breaker				1140
8	1	1	–	–	233836-6	•Koppling	•Coupling				1150
9	1	–	–	–	240583-5	•Brytarplatta	•Breaker plate				1160
	–	1	–	–	239595-2	•Brytarplatta	•Breaker plate				1170
10	1	–	–	–	238859-3	••Kontaktsats	••Breaker point kit				1180
	–	1	–	–	240149-5	••Kontaktsats	••Breaker point kit				1190
11	1	1	–	–	240305-3	•Fördelararm	•Rotor				1200
12	1	1	–	–	870690-5	•Fördelarlock	•Distributor cap			(233260)	1210
13	1	–	–	–		•Vakuumregulator	•Vacuum regulator		8	(240585)	1220
14	1	1	–	–	241671-7	Rep.sats för fördelaraxel	Repair kit for distributor shaft			(240586)	1230 1240
15	1	1	–	–		Rep.sats för medbringare	Repair kit for companion flange		8	(240587)	1250 1260
16	1	1	–	–	240588-4	Reparationssats för anslutning	Repair kit for terminal				1270 1280
17	1	1	–	–	241659-2	Hållfjädersats	Retainer spring kit			(240589)	1290
18	1	–	–	–	273521-5	Rep.sats för Vakuumregulator	Repair kit for Vacuum regulator			(240590)	1300 1310
19	1	1	–	–	240591-8	Reparationssats för brytarplatta	Repair kit for braker plate				1320 1330

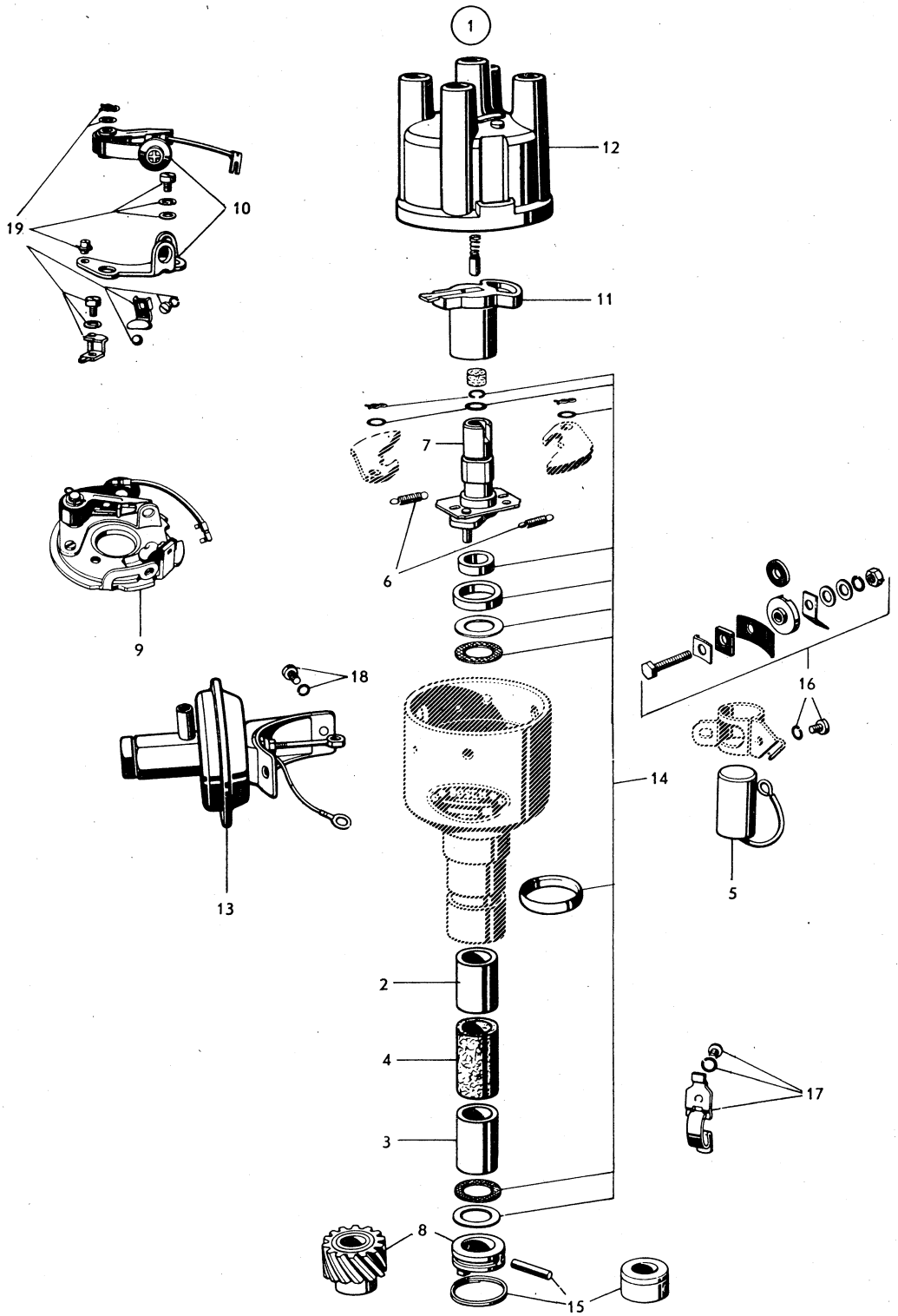

VOLVO
KA 52 02

Sida / Page	Grupp / Group	Tändfördelare	Distributor	Illustration	0200
12	3	240208	240208	5186 1979–11	

Pos. / Fig.	Antal/Quantity				Artikel nr / Part No	Benämning	Description	Sats / Kit	B P S R	Anmärkning / Notes	
1	–	–	–	–	240208-9	Tändfördelare	Distributor		8	ERS AV 1 ST 462657–8	1010
2	1	–	–	–		•Hus	•Housing		8		1020
3	1	–	–	–	233262-5	••Bussning, övre	••Bushing, upper				1030
4	1	–	–	–	238850-2	••Bussning, undre	••Bushing, lower				1040
5	1	–	–	–	233264-1	••Smörjfilt	••Lubricating felt				1050
6	1	–	–	–	241397-9	•Kondensator	•Capacitor			(233842)	1060
7	2	–	–	–	956058-2	•Skruv	•Screw				1070
8	2	–	–	–	955917-0	•Fjäderbricka	•Spring washer				1080
9	1	–	–	–		•Fördelaraxel	•Distributor shaft		8		1090
10	1	–	–	–		•Regulatorvikt	•Centrifugal weight		8		1100
11	2	–	–	–	240193-3	•Låsbricka	•Lock washer				1110
12	1	–	–	–	240580-1	•Regulatorfjäder	•Regulator spring				1120
	1	–	–	–	240581-9	•Regulatorfjäder	•Regulator spring				1130
13	1	–	–	–	240646-0	•Brytarkam	•Breaker cam				1140
14	1	–	–	–	233143-7	•Bricka	•Washer		8		1150
15	1	–	–	–	233835-8	•Låsring	•Circlip				1160
16	1	–	–	–		•Smörjfilt	•Lubricating felt		8		1170
17	1	–	–	–		•Isolerbricka	•Isulating washer		8		1180
18	1	–	–	–		•Isolerbussning	•Isulating bushing		8		1190
19	ERF	–	–	–		•Justerbricka	•Adjuster washer		8		1200
20	ERF	–	–	–	25930-9	•Justerbricka	•Adjuster washer				1210
21	1	–	–	–	25929-1	•Fiberbricka	•Fibre washer		8		1220
22	1	–	–	–	233836-6	•Koppling	•Coupling				1230
23	1	–	–	–	233837-4	•Stift	•Pin				1240
	1	–	–	–	233838-2	•Fjäderring	•Clamping ring				1250
24	1	–	–	–	239595-2	•Brytarplatta	•Breaker plate				1260
25	1	–	–	–	240149-5	••Kontaktsats	••Braker point kit				1270
x 26	1	–	–	–	241715-2	••Skruv	••Screw			(77543)	1280
27	ERF	–	–	–	48332-1	••Justerbricka, tj. 0,1	••Adjuster washer th 0.1				1290
	ERF	–	–	–	48331-3	••Justerbricka, tj. 0,2	••Adjuster washer th 0.2				1300
28	1	–	–	–	955229-0	•Skruv	•Screw				1310
	1	–	–	–	77546-0	•Bricka	•Washer		8		1320
29	2	–	–	–	25195-9	•Bricka	•Washer		8		1330
30	1	–	–	–	25716-2	•Isolerbricka	•Insulating washer				1340
	1	–	–	–	25714-7	•Isolerplatta	•Insulating plate				1350
31	1	–	–	–	25713-9	•Isolerremsa	•Insulating strip		8		1360
	2	–	–	–	955917-0	•Fjäderbricka	•Spring washer				1370
32	2	–	–	–	955779-4	•Mutter	•Nut				1380
33	1	–	–	–	240305-3	•Fördelararm	•Distributor rotor				1390
34	1	–	–	–	870690-5	•Fördelarlock	•Distributor cap			(233260)	1400
35	1	–	–	–	60799-4	••Kol	••Carbon brush				1410
36	1	–	–	–	241659-2	•Hållfjädersats	•Retainer spring kit			(238851)	1420
37	2	–	–	–	956059-0	•Skruv	•Screw				1430
	2	–	–	–	955917-0	•Fjäderbricka	•Spring washer				1440

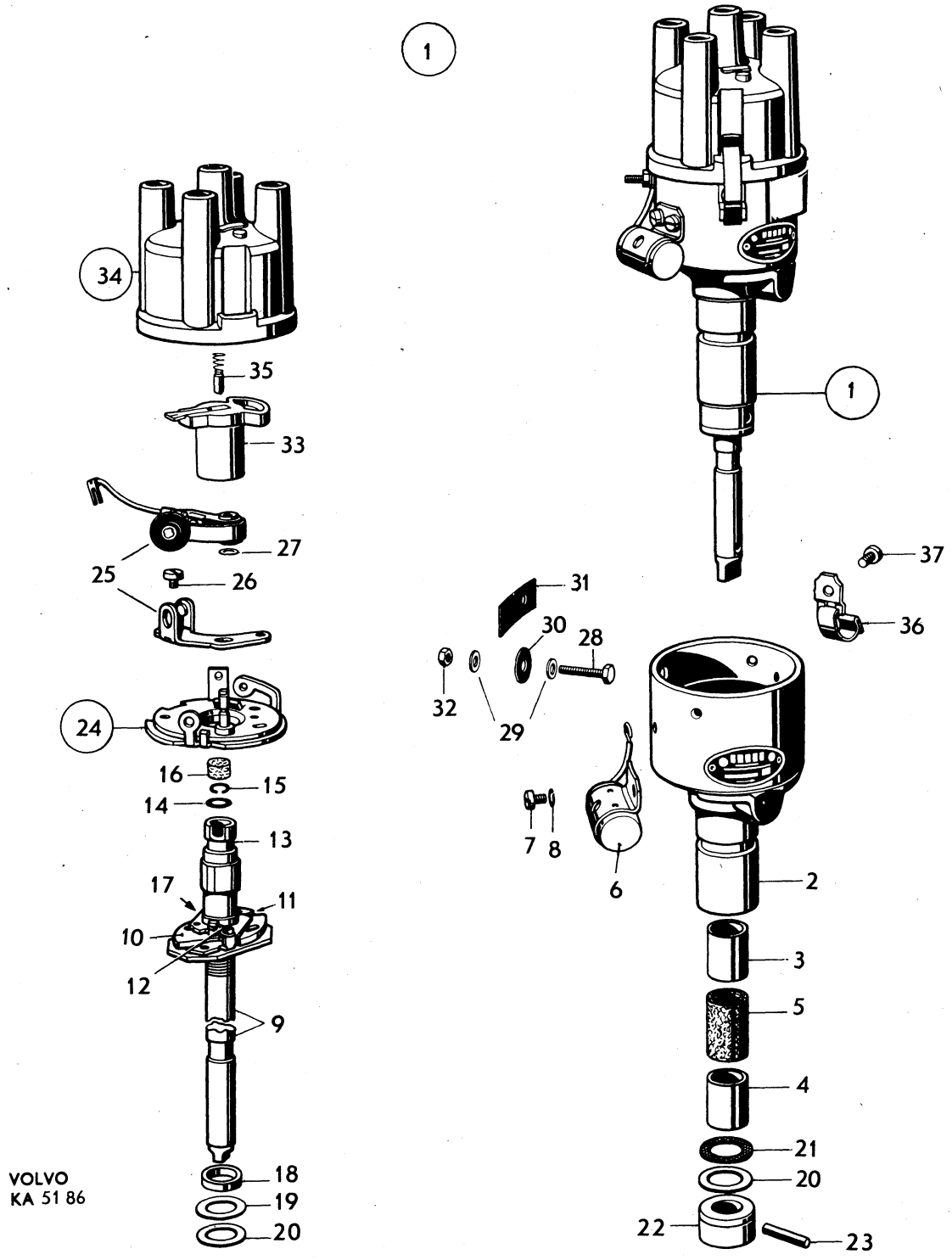
1
34
35
33
27
25
26
24
16
15
14
13
17
11
10
12
9
18
19
20
VOLVO
KA 51 86
1
37
31
36
30
28
32
29
7
8
6
2
3
5
4
21
20
22
23

Sida Page	Grupp Group	Tändfördelare	Distributer	Illustration	0250
		241529, 241530, 243186	241529, 241530, 243186	6683	
14	3			1979–11	

Pos. Fig.	Antal/Quantity 241 529	241 530	243 186		Artikel nr Part No	Benämning	Description	Sats Kit	B P S R	Anmärkning Notes	
1	1	–	–	–	241529-7	Tändfördelare	Distributor		8	B20A ERS AV 1 ST	1010
										462657–8	1011
	–	1	–	–	241530-5	Tändfördelare	Distributor			142 B20B CH–178959	1020
										144 B20B CH–194139	1021
										145 B20BCH–61599	1022
	–	–	1	–	243186-4	Tändfördelare	Distributor		8	142 B20B CH 178960–,	1030
										144 B20B CH 194140–,	1031
										145 B20B CH 61600–,	1032
										ERS AV 1 ST 462658–6	1033
2	–	–	–	–		•Hus	•Housing		8		1040
3	1	1	1	–	233262-5	•Bussning, övre	•Bushing, upper				0
4	1	1	1	–	238850-2	•Bussning, nedre	•Bushing, lower				1060
5	1	1	1	–	241396-1	•Smörjfilt	•Lubricator felt				1070
6	1	1	1	–	241650-1	•Kondensator	•Capicator				1080
7	1	–	–	–	240580-1	•Fjäder	•Spring				1090
	–	1	1	–	241660-0	•Fjäder	•Spring				1100
	1	–	–	–	240581-9	•Fjäder	•Spring				0
	–	1	–	–	241661-8	•Fjäder	•Spring		8		1120
8	1	–	–	–	240582-7	•Brytarkam	•Breaker		8		1130
	–	1	–	–	241662-6	•Brytarkam	•Breaker				1140
	–	–	1	–	243312-6	•Brytarkam	•Breaker				1150
9	1	1	–	–	233836-6	•Koppling	•Coupling				1160
	–	–	1	–	243016-3	•Koppling	•Coupling				1170
10	1	–	–	–	241651-9	•Brytarplatta	•Breaker plate				1180
	–	1	1	–	241663-4	•Brytarplatta	•Breaker plate				1190
11	1	–	–	–	241652-7	••Kontaktsats	••Breaker point set				1200
	–	1	1	–	241664-2	••Kontaktsats	••Breaker point set				1210
12	1	1	1	–	240305-3	•Fördelararm	•Distributor rotor				1220
13	1	1	1	–	243632-7	•Fördelarlock	•Distributor cap			(241653)	1230
14	1	–	–	–	241654-3	•Vakuumregulator	•Vacuum governor				1240
	–	1	1	–	241665-9	•Vakuumregulator	•Vacuum governor				1250
15	1	1	1	–	241655-0	•Rep. sats för	•Small–parts kit for				1260
						fördelaraxel	distributor axle				1270
16	1	1	1	–	241656-8	•Rep. sats för	•Small–parts kit for				1280
						medbringare	companion flange				1290
17	1	1	1	–	241657-6	•Rep. sats för	•Small–parts kit for				1300
						vakuumregulator	vacuum governor				1310
18	1	1	1	–	241658-4	•Rep. sats för	•Small–parts kit for				0
						brytarplatta	contact breaker plate				1330
19	1	1	1	–	241659-2	•Hållfjädersats	•Retainer spring set				1340

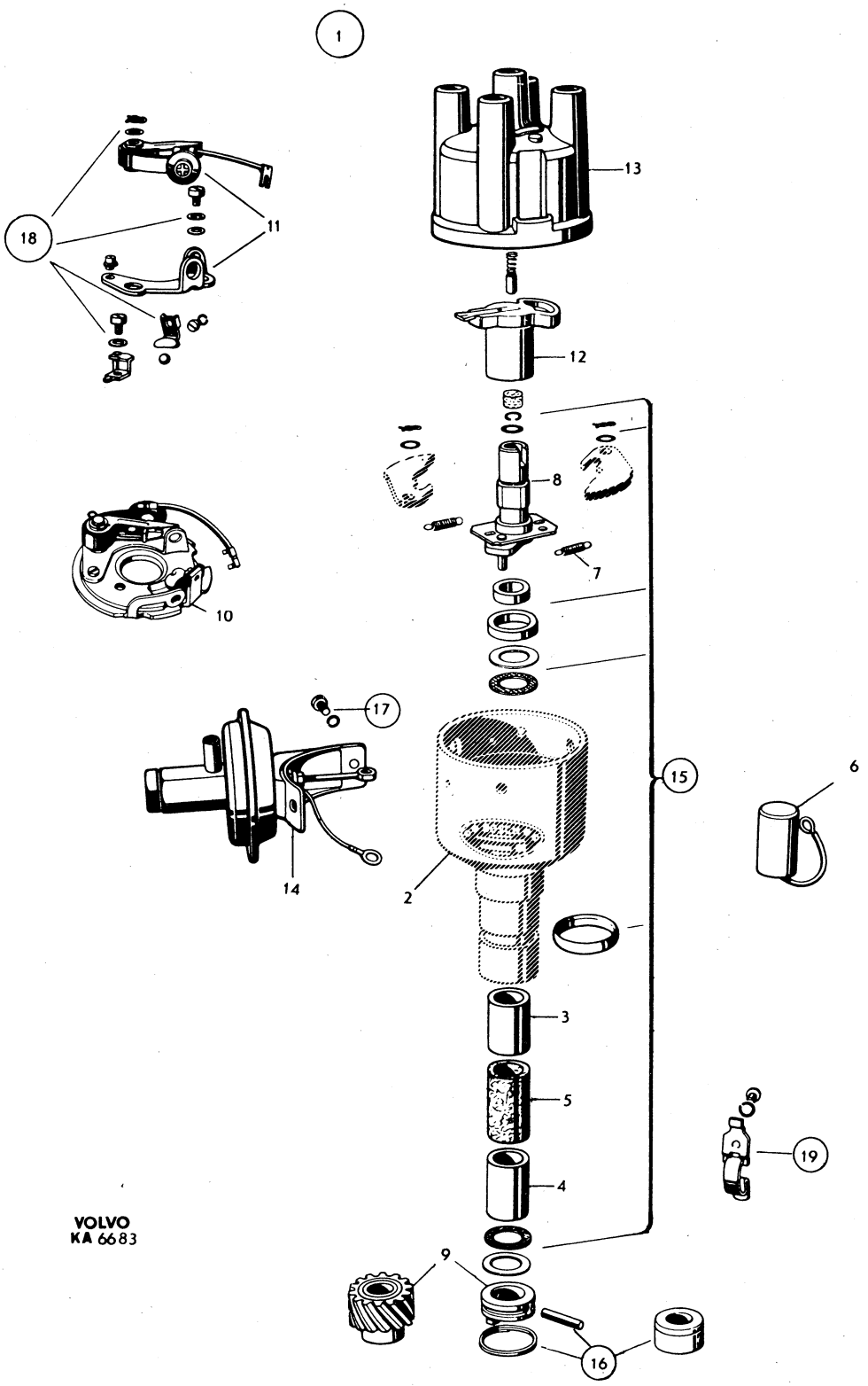
1
13
18
11
12
8
7
10
17
15
6
14
2
3
5
19
4
9
16
VOLVO
KA 6683

Sida Page	Grupp Group	Tändfördelare	Distributor	Illustration	0300
		243135, 243184, 243314	243135, 243184, 243314	7750	
16	3			1979–11	

Pos. Fig.	Antal/Quantity 243 135	243 184	243 314		Artikel nr Part No	Benämning	Description	Sats Kit	B P S R	Anmärkning Notes	
1	1	–	–	–	243135-1	Tändfördelare	Distributor		8	B20D	1010
										ERS AV 1 ST 462657–8	1011
	–	1	–	–	243184-9	Tändfördelare	Distributor		8	B20E	1020
										ERS AV 1 ST 243314–2	1021
	–	–	1	–	243314-2	Tändfördelare	Distributor			B20E B20F	1030
2	–	–	–	–		•Hus	•Housing		8		1040
3	1	–	–	–	233262-5	•Bussning, övre	•Bushing, upper				1050
	–	1	–	–	243012-2	•Bussning, övre	•Bushing, upper				1060
4	1	1	–	–	238850-2	•Bussning, nedre	•Bushing, lower				1070
5	1	–	–	–	241396-1	•Smörjfilt	•Lubricator felt				1080
	–	1	–	–	233825-9	•Smörjfilt	•Lubricator felt		8		[illegible]0
6	1	–	–	–	241650-1	•Kondensator	•Capicator				[illegible]0
	–	1	1	–	243013-0	•Kondensator	•Capicator				1110
7	1	–	–	–	241660-0	•Fjäder	•Spring				1120
	–	1	–	–	243014-8	•Fjäder	•Spring				1130
	1	–	–	–	241661-8	•Fjäder	•Spring		8		1140
	–	1	–	–	243014-8	•Fjäder	•Spring				1150
8	1	–	–	–	243275-5	•Brytarkam	•Breaker		8		[illegible]0
	–	1	–	–	243015-5	•Brytarkam	•Breaker				1170
9	1	1	–	–	243016-3	•Koppling	•Coupling				1180
10	1	–	–	–	241651-9	•Brytarplatta	•Breaker plate				1190
	–	1	–	–	241663-4	•Brytarplatta	•Breaker plate				1200
11	1	–	–	–	241652-7	••Kontaktsats	••Breaker point set				1210
	–	1	1	–	241664-2	•Kontaktsats	•Breaker point set				1220
12	1	1	1	–	240305-3	•Fördelararm	•Distributor rotor				1230
13	1	1	–	–	243632-7	•Fördelarlock	•Distributor cap			(241653)	1240
	–	–	1	–	243632-7	•Fördelarlock	•Distributor cap				1250
14	1	–	–	–	243274-8	•Vakuumregulator	•Vacuum governor				1260
	–	1	1	–	243276-3	•Vacuumregulator	•Vacuum governor				1270
15	–	1	1	–	243022-1	•Kontaktsats	•Breaker poin kit				1280
16	–	1	–	–	243023-9	•Packning	•Packing				1290
17	1	–	–	–	241655-0	•Rep. sats för fördelaraxel	•Small–parts kit for distributor axle				1300 1310
	–	1	–	–	241671-7	•Rep. sats för fördelaraxel	•Small–parts kit for distributor axle				1320 1330
18	1	1	–	–	241656-8	•Rep. sats för medbringare	•Small–parts kit for companion flange				1340 1350
19	1	1	–	–	241657-6	•Rep. sats för vakuumregulator	•Small–parts kit for vacuum governor				[illegible]0
20	1	1	–	–	241658-4	•Rep. sats för brytarplatta	•Small–parts kit for contact breaker plate				1380 1390
21	1	1	–	–	241659-2	•Hållfjädersats	•Retainer spring set				1400
	–	–	1	–	273521-5	•Rep. sats	•Repair kit				1410

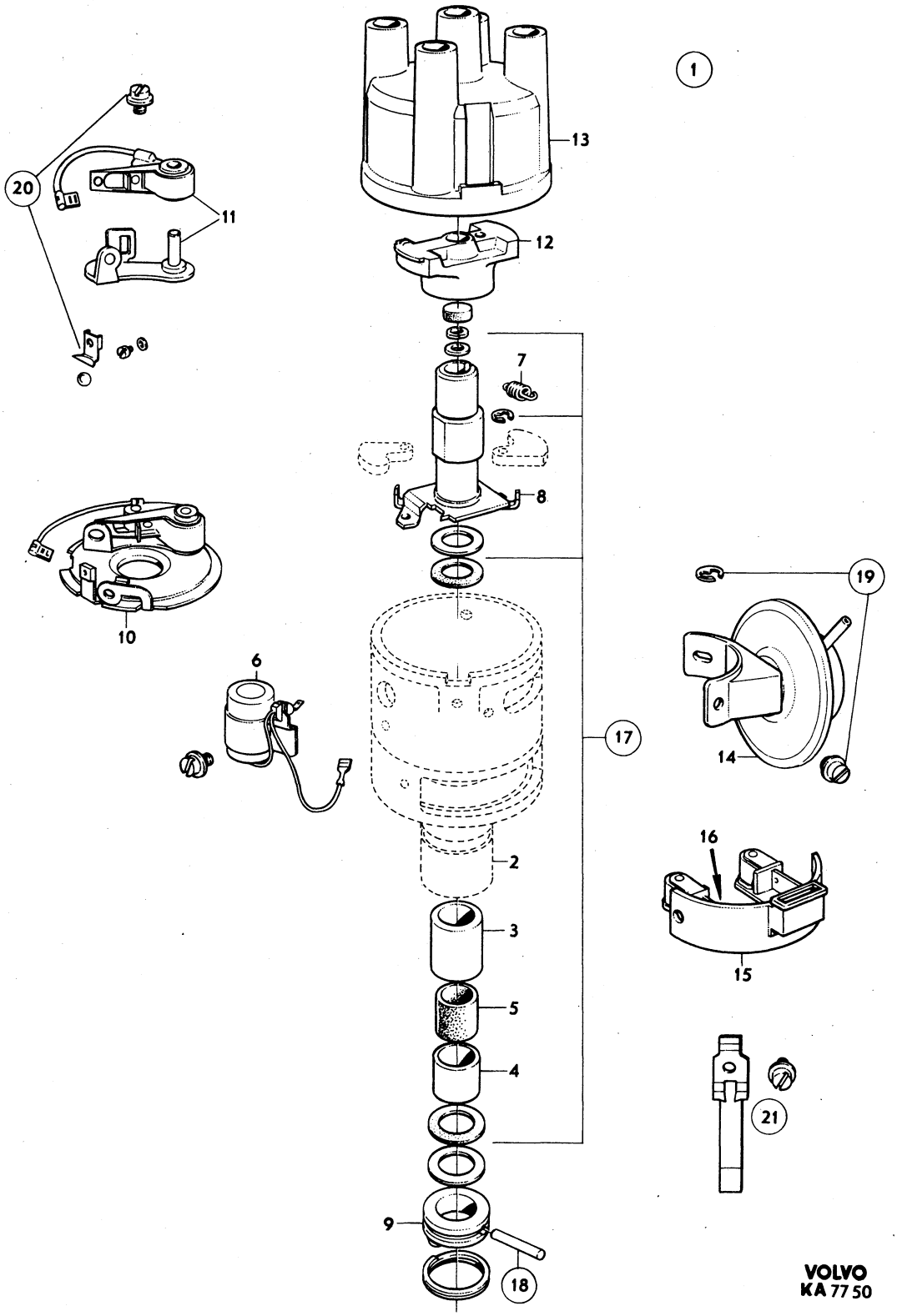

VOLVO
KA 77 50

Sida Page	Grupp Group	Tändfördelare, 462657,462658	Distributor, 462657,462658	Illustration 24517 1979–11	0325
18	3				

	Pos. Fig.	Antal/Quantity 462 657	462 658			Artikel nr Part No	Benämning	Description	Sats Kit	B P S R	Anmärkning Notes	
x	1	1	–	–	–	462657-8	Tändfördelare	Distributor				0020
x		–	1	–	–	462658-6	Tändfördelare	Distributor				0040
	2	1	–	–	–	241652-7	•Kontaktsats	•Breaker point kit				0060
x		–	1	–	–	243655-8	•Kontaktsats	•Breaker point kit				0080
x	3	1	1	–	–	243795-2	•Kondensator	•Capacitor				0100
x	4	1	1	–	–	243903-2	•Fördelararm	•Distributor rotor				0120
x	5	1	1	–	–	243797-8	•Fördelarlock	•Distributor cap				0140
x	6	1	–	–	–	243966-9	•Vakuumregulator	•Vacuum governor				0160
x		–	1	–	–	243985-9	•Vakuumregulator	•Vacuum governor				0180
x	7	1	1	–	–	243807-5	•Kondensspärr	•Cover				0200
x	7a	2	2	–	–	1218739-9	•Hållfjäder	•Retaining spring				0220
	8	1	1	–	–	273521-5	•Rep.sats	•Repair kit				0240

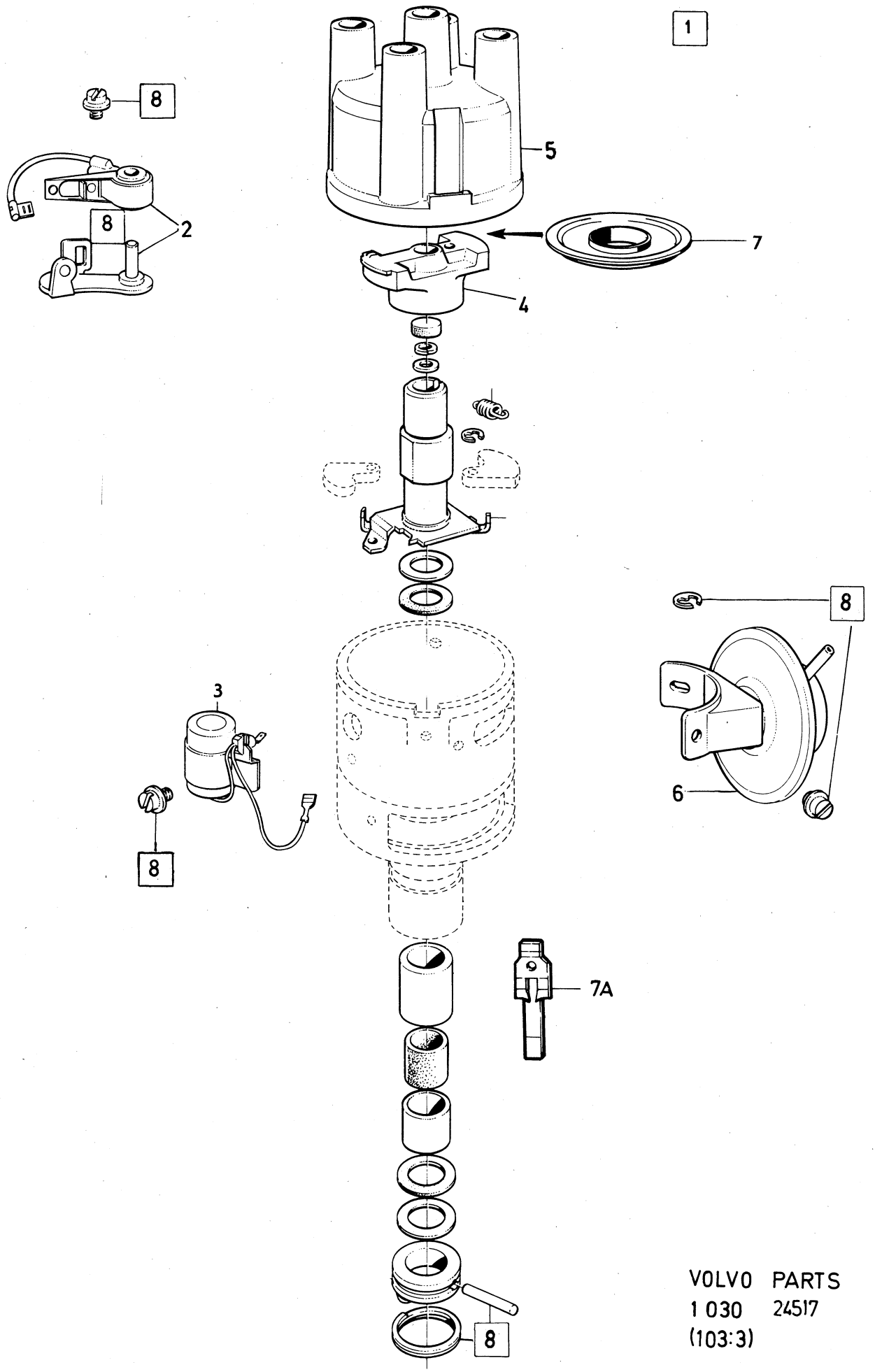

VOLVO PARTS
1 030 24517
(103:3)

Sida Page	Grupp Group	Likströmsgenerator med upphängning, laddningsregulator	Dynamo and mountings charging relay	Illustration	0350
20	3			5201 1979–11	

Pos. Fig.	Antal/Quantity B18A VST	B18B VST			Artikel nr Part No	Benämning	Description	Sats Kit	B P S R	Anmärkning Notes	
1	* 1	–	–	–	238751-2	Likströmsgenerator	Dynamo		8	ERS AV 238621–7	1010
	–	1	–	–	238621-7	Likströmsgenerator	Dynamo				1020
	–	–	–	–		Det se sida 26, 2-B03	Comps page 26, 2-B03				1030
2	1	1	–	–		Drivrem	Drive belt			SE GRUPP 2B	1040
3	2	2	–	–	955675-4	Skruv	Screw				1050
4	2	2	–	–	942336-9	Fjädrande bricka	Resilient washer				1060
5	2	2	–	–	950384-8	Mutter	Nut				1070
6	1	1	–	–	418354-7	Konsol	Bracket				1080
7	3	3	–	–	955525-1	Skruv	Screw				1090
8	3	3	–	–	403894-9	Distanshylsa	Spacer sleeve				1100
9	6	6	–	–	418531-0	Bricka	Washer				1
10	6	6	–	–	403877-4	Gummibussning	Rubber bushing				1
11	1	1	–	–	418355-4	Spännjärn	Tensioner arm				1130
12	1	1	–	–	955525-1	Skruv	Screw				1140
13	1	1	–	–	403894-9	Distanshylsa	Spacer sleeve				1150
14	2	2	–	–	418531-0	Bricka	Washer				1160
15	2	2	–	–	403877-4	Gummibussning	Rubber bushing				1
16	1	1	–	–	955525-1	Skruv	Screw				1
17	1	1	–	–	191172-6	Bricka	Washer				1190
18	1	1	–	–	941907-8	Fjädrande bricka	Resilient washer				1200
19	1	1	–	–	955826-3	Mutter	Nut				1210
20	1	1	–	–	238640-7	Laddningsregulator	Charging relay			142 CH–52899.	1220
										144 CH–89799.	1221
										145 CH–9199.	1222
	–	–	–	–		Det se sida 26, 2-B03	Comps page 26, 2-B03				1230
x	1	1	–	–	1234519-5	Laddningsregulator	Charging relay			17,18) (241534)	1240
x	1	1	–	–	1234519-5	Laddningsregulator	Charging relay			19) EXCL USA, CAN,	1245
										(241534)	1246
x	1	1	–	–	1215565-1	Laddningsregulator	Charging relay			19) USA, CAN, (419589)	1250
	–	–	–	–		Det se sida 22, 2-A23	Comps page 22, 2-A23				1260
21	2	2	–	–	958236-2	Skruv	Screw				1270
22	2	2	–	–	955892-5	Bricka	Washer				1280

17. 142 CH 52900–. 144 CH 89800–. 145 CH 9200–.
18. 142 CH–112399. 144 CH–138699. 145 CH –30899.
19. 142 CH 112400–. 144 CH 138700–. 145 CH 30900–.

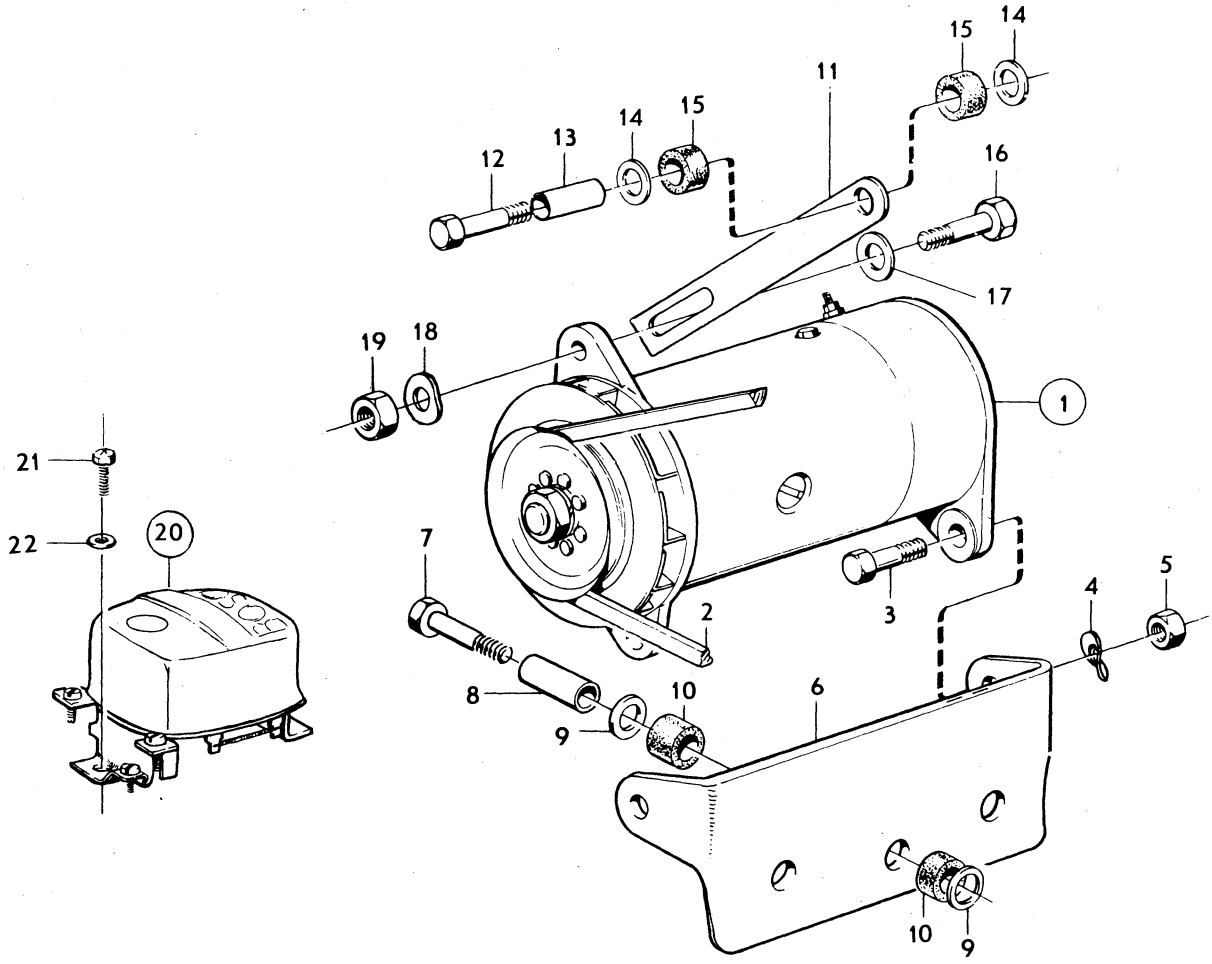

VOLVO
KA 52 01

Sida Page	Grupp Group	Växelströmsgenerator med upphängning, laddningsregulator	Alternator and mountings, charging relay	Illustration	0400
22	3			7585 1979–11	

Pos. Fig.	Antal/Quantity B18A B18B HST	B20 VST	B20 HST		Artikel nr Part No	Benämning	Description	Sats Kit	B P S R	Anmärkning Notes	
	1	–	–	–	419420-5	Växelströmsgenerator	Alternator		8	B18A, B18B HST	1010
	–	1	1	–	419420-5	Växelströmsgenerator	Alternator		8	22) B20B INCL FAV CAN	1020
	–	1	–	–	419420-5	Växelströmsgenerator	Alternator		8	22) B20D	1030
	–	–	1	–	419420-5	Växelströmsgenerator	Alternator		8	22) B20A	1040
	–	–	1	–	419420-5	Växelströmsgenerator	Alternator		8	22,26) B20E,	1050
	–	–	–	–						419420–5 ERS AV 1 ST	1051
										462892–1 OCH 1 ST	1052
										1234519–5	1053
	–	–	–	–		Det se sida 30, 2-B07	Comps page 30, 2-B07				1055
x	–	–	–	–	462892-1	Växelströmsgenerator	Alternator				1057
	–	–	–	–		Det se sida 36, 2-B13	Comps page 36, 2-B13				8
	–	1	–	–	241527-1	Växelströmsgenerator	Alternator		8	B20A	1060
	–	–	1	–	241527-1	Växelströmsgenerator	Alternator		8	21) B20A	1065
	–	1	1	–	241527-1	Växelströmsgenerator	Alternator		8	21) B20B EXCL FAV CAN	1070
	–	1	–	–	241527-1	Växelströmsgenerator	Alternator		8	22,26) B20E,	1080
	–	–	–	–						241527–1 ERS AV 1 ST	1081
										243793–7,1 ST 243456–1	2
										1ST 243457–9	3
	–	–	–	–		Det se sida 34, 2-B11	Comps page 34, 2-B11				1090
x	–	–	–	–	243793-7	Växelströmsgenerator	Alternator				1095
	–	–	–	–		Det se sida 34, 2-B11	Comps page 34, 2-B11				1096
	–	1	1	–	460085-4	Växelströmsgenerator	Alternator		8	27) B20E	1100
	–	1	–	–	460085-4	Växelströmsgenerator	Alternator		8	27) B20F	1110
	–	1	–	–	460085-4	Växelströmsgenerator	Alternator		8	SPEC UTF1600,1601,1602	1120
										1603,1604,1605,1606,	1130
										460085–4 ERS AV 1 ST	1131
	–	–	–	–						462893–9 OCH 1 ST	1132
	–	–	–	–						1234519–5	1133
	–	–	–	–						1636,1647,1648,1654,1712	1140
	–	–	–	–		Det se sida 30, 2-B07	Comps page 30, 2-B07				1150
x	–	–	–	–	462893-9	Växelströmsgenerator	Alternator				1155
	–	–	–	–		Det se sida 36, 2-B13	Comps page 36, 2-B13				1156
1a	3	–	–	–	941905-2	Fjädrande bricka	Resilient washer			TID UTF	1160
	1	1	1	–	941905-2	Fjädrande bricka	Resilient washer			SEN UTF	1170
	1	1	1	–	941906-0	Fjädrande bricka	Resilient washer			SEN UTF	1180
1b	3	–	–	–	955844-6	Mutter	Nut			TID UTF	1190
	1	1	1	–	955780-2	Mutter	Nut			M5 SEN UTF	1200
	1	1	1	–	955781-0	Mutter	Nut			M6 SEN UTF	1
2	1	–	1	–	419417-1	Konsol	Bracket				1220
3	1	–	1	–	955535-0	Skruv	Screw			L 32	1230
4	1	–	1	–	955536-8	Skruv	Screw			L 45	1240
5	1	1	1	–	955565-7	Skruv	Screw			21) L 57	1250
	–	1	1	–	955564-0	Skruv	Screw			22) L 51	1260
6	1	1	1	–	940280-1	Fjädrande bricka	Resilient washer				1270
7	1	–	1	–	419418-9	Spännjärn	Tensioner arm			22)	J
x	–	1	–	–	462743-6	Spännjärn	Tensioner arm			(430147) EXCL SPEC	1285
										UTF 1594	1290
x	–	1	–	–	462744-4	Spännjärn	Tensioner arm			(461320) B20E, B20F	1291
	–	1	–	–	647749-1	Spännjärn	Tensioner arm		8	SPEC UTF 1594	1300
	–	–	1	–	419699-4	Spännjärn	Tensioner arm		8	21)	1310
8	1	–	1	–	940133-2	Skruv	Screw				1320
	–	1	–	–	955523-6	Skruv	Screw			L 16. EXCL	1330
										B20E, B20F SEN UTF	1331
	–	1	–	–	955524-4	Skruv	Screw			L 19. B20E, B20F	1332
										SEN UTF	1333
9	1	1	1	–	955524-4	Skruv	Screw			21) L 19	1340

21. 142 CH –178959. 144 CH –194139. 145 CH –61599.
22. 142 CH 178960–. 144 CH 194140–. 145 CH 61600–.
26. 142 CH –249929. 144 CH –263069. 145 CH –103379.
27. 142 CH 249930–. 144 CH 263070–. 145 CH 103380–.

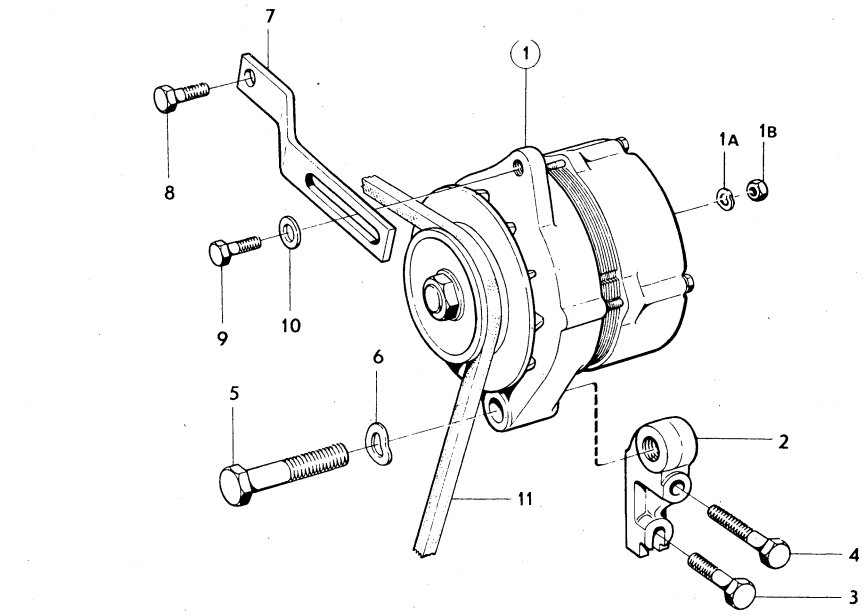
7
1
8
1A
1B
9
10
6
5
2
11
4
3

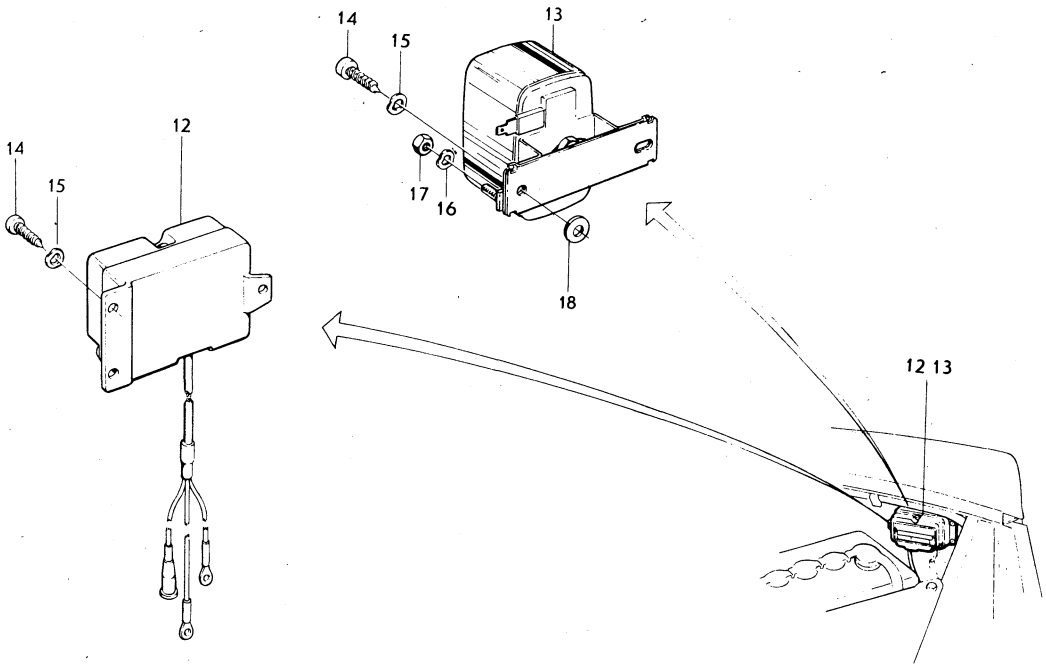
14
15
13
12
14
15
17
16
18
12 13

Sida Page	Grupp Group	Växelströmsgenerator med upphängning, laddningsregulator	Alternator and mountings, charging relay	Illustration	0400
24	3			7585 1979–11	

	Pos. Fig.	Antal/Quantity B18A B18B HST	B20 VST	B20 HST		Artikel nr Part No	Benämning	Description	Sats Kit	B P S R	Anmärkning Notes	
		–	1	–	–	955924-6	Skruv	Screw			L 19. EXCL	1345
											B20E, B20F SEN UTF	1346
		–	1	–	–	955925-3	Skruv	Screw			L 25. B20E, B20F	1347
											SEN UTF	1348
		–	1	1	–	955523-6	Skruv	Screw			22) L 16	1350
	10	1	1	1	–	191172-6	Bricka	Washer				1360
	11	1	1	1	–		Drivrem	Drive belt			SE GRUPP 2B	1370
x	12	1	1	1	–	1577290-8	Laddningsregulator	Charging relay			14) (674475)	1380
x		1	1	1	–	1215565-1	Laddningsregulator	Charging relay			15,16) (419589)	1390
											EXCL USA, CAN	1391
		–	1	1	–	241534-7	Laddningsregulator	Charging relay			15,17,21) EXCL USA CAN	1
		–	1	1	–	241534-7	Laddningsregulator	Charging relay			15,18) USA CAN	1
x		–	1	1	–	1215565-1	Laddningsregulator	Charging relay			15,19,21) (419589)	1420
											USA, CAN	1421
x		–	1	–	–	1215565-1	Laddningsregulator	Charging relay			15,22) (419589)	1430
											B20B, B20D	1431
		–	1	–	–	241534-7	Laddningsregulator	Charging relay			15,22) B20A	1
		–	1	–	–	241534-7	Laddningsregulator	Charging relay			15,22,26) B20E	1
x		–	–	1	–	1215565-1	Laddningsregulator	Charging relay			15,22) (419589)	1460
											B20A, B20B, B20D	1461
x		–	–	1	–	1215565-1	Laddningsregulator	Charging relay			15,22,26) (419589) B20E	1470
x		–	1	1	–	1215565-1	Laddningsregulator	Charging relay			15,27) (419584)	1480
											B20E, B20F	1481
		–	–	–	–						INCL SPEC UTF 1600,1601,	1490
		–	–	–	–						1602,1603,1604,1605,1606	1500
		–	–	–	–						1636,1647,1648,1654,1712	1510
x		1	1	1	–	1234519-5	Laddningsregulator, Bosch elektronisk	Charging relay, Bosch electronic				1515 1516
	14	2	2	2	–	958236-2	Skruv	Screw				1520
	15	2	2	2	–	941906-0	Bricka för 419859	Washer for 419859				1530
		2	2	2	–	955947-7	Bricka för 241534	Washer for 241534				1540
	16	1	1	1	–	941904-5	Bricka	Washer				1550
	17	1	1	–	–	955779-4	Mutter	Nut				1570
	18	–	1	1	–	955947-7	Låsbricka	Lock washer				1580

14. För vagnar med kommunikationsradio. For vehicles with shortwave transmitters. Pour véhicules avec radiocommunication. Für Wagen mit Sprechfunk. Para coches con equipo de radiocommunicaciones.
15. För vagnar utan kommunikationsradio. For vehicles not fitted with shortwave transmitters. Pour véchicules sans radiocommunication. Für Wagen ohne Sprechfunk. Para coches sin equipo de radiocommunicaciones.
16. 142 CH –52899. 144 CH –89799. 145 CH –9199.
17. 142 CH 52900–. 144 CH 89800–. 145 CH 9200–.
18. 142 CH–112399. 144 CH–138699. 145 CH –30899.
19. 142 CH 112400–. 144 CH 138700–. 145 CH 30900–.
21. 142 CH –178959. 144 CH –194139. 145 CH –61599.
22. 142 CH 178960–. 144 CH 194140–. 145 CH 61600–.
26. 142 CH –249929. 144 CH –263069. 145 CH –103379.
27. 142 CH 249930–. 144 CH 263070–. 145 CH 103380–.

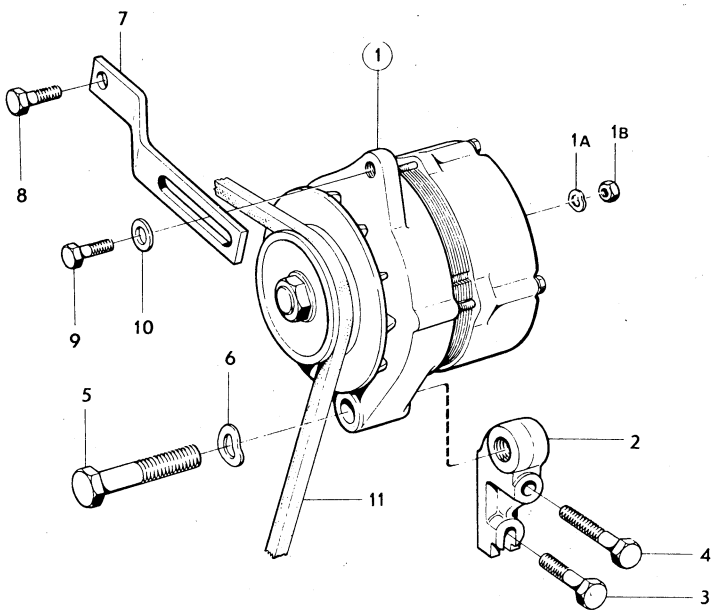
7
1
8
1A
1B
9
10
6
5
2
11
4
3

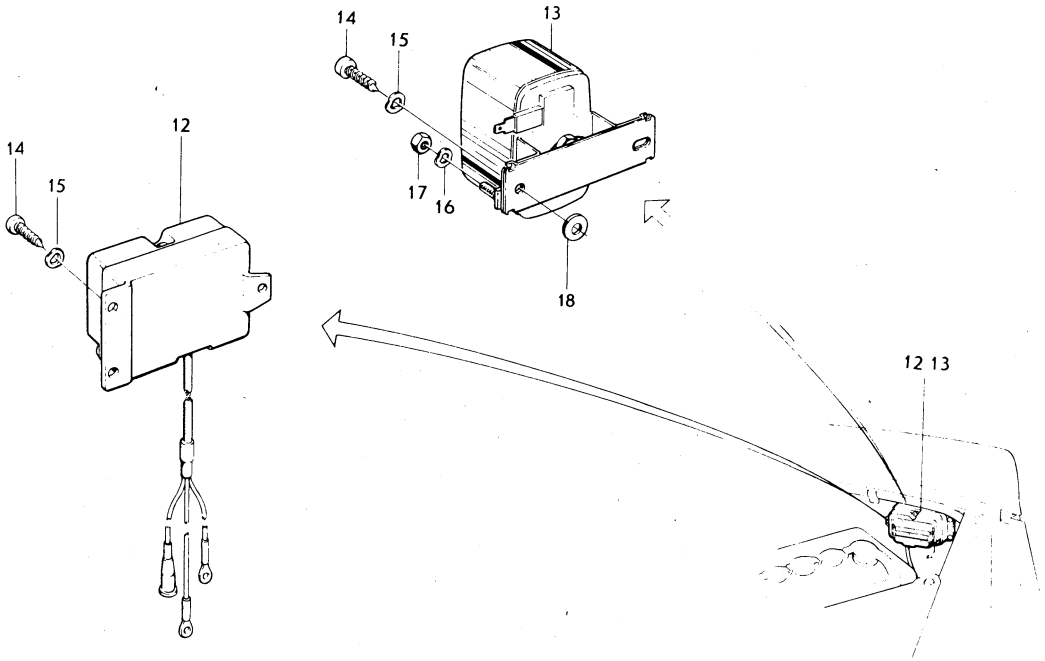
14
15
13
17
16
12
18
12 13

Sida Page	Grupp Group	Likströmsgenerator, laddningsregulator	Dynamo charging relay	Illustration	0450
26	3			5208 1979–11	

Pos. Fig.	Antal/Quantity 238 751	238 621			Artikel nr Part No	Benämning	Description	Sats Kit	B P S R	Anmärkning Notes	
1	1	–	–	–	238751-2	Likströmsgenerator	Dynamo		8		1010
	–	1	–	–	238621-7	Likströmsgenerator	Dynamo				1020
2	1	1	–	–		•Polhus	•Yoke		8		1030
3	1	1	–	–		•Polsko	•Pale terminal		8		1040
4	2	2	–	–	190888-8	•Skruv	•Screw				1050
x 5	1	1	–	–	238789-2	•Fältlindning, spole 1 (röd)	•Field winding coil 1 (red)			(240561)	1060 1070
x	1	1	–	–	238788-4	•Fältlindning, spole 2 (blå)	•Field winding coil 2 (blue)			(240562)	1080 1090
6	1	1	–	–	77674-0	•Isolerremsa	•Insulating strip		8		1100
7	1	1	–	–	238866-8	•Anslutningsskruv, df	•Terminal screw, df		8		[illegible]
8	1	1	–	–	238790-0	•Anslutning, D	•Terminal, D				1120
9	2	2	–	–	238791-8	•Isolerplatta	•Insulating plate		8		1130
10	2	2	–	–	238792-6	•Isolerbussning	•Insulating bushing	S			1140
11	4	4	–	–	238865-0	•Isolerbricka	•Insulating washer		8		1150
12	4	4	–	–	955920-4	•Fjäderbricka	•Spring washer	S			1160
13	4	4	–	–	955780-2	•Mutter	•Nut	S			[illegible]
14	1	1	–	–	241978-6	•Skruv, d–	•Screw, d–			(104306)	[illegible]
15	1	1	–	–	955920-4	•Fjäderbricka	•Spring washer				1190
16	2	2	–	–	76614-7	•Gummimuff	•Rubber cap	S			1200
17	1	1	–	–	238793-4	•Drivlager	•Drive and bearing				1210
18	1	–	–	–	239364-3	•Kommutatorlager	•Commutator and bearing.				1220
19	–	1	–	–	238794-2	•Kommutatorlager	•Commutator and bearing.				1230
20	2	2	–	–	238795-9	••Borsthållare	••Brush holder		8		1240
21	1	1	–	–	238796-7	••Isolerplatta	••Insulating plate		8		1250
22	1	1	–	–	238797-5	••Anslutningsplatta	••Terminal plate		8		1260
23	1	1	–	–	238799-1	••Underläggsplatta	••Base plate		8		1270
24	4	4	–	–	238798-3	••Nit	••Rivet		8		1280
25	2	2	–	–	77511-4	••Isolerbussning	••Insulating bushing		8		1290
26	2	2	–	–	48492-3	••Isolerbricka	••Insulating bushing		8		1300
27	1	1	–	–	273500-9	••Elborstsats	••Carbon brush kit				1310
28	2	2	–	–	238801-5	••Borstfjäder	••Brush spring				1320
29	2	2	–	–	956058-2	••Skruv	••Screw				1330
30	2	2	–	–	955917-0	••Fjäderbricka	••Spring washer				1340
31	1	1	–	–	956058-2	••Skruv	••Screw	S			1350
32	1	1	–	–	955917-0	••Fjäderbricka	••Spring washer	S			1360
33	1	–	–	–	35028-0	••Smörjkopp	••Lubricator				1370
34	1	–	–	–	238869-2	••Filtplatta	••Felt plate	S			[illegible]
35	1	–	–	–	238580-5	••Platta	••Plate				[illegible]
36	1	–	–	–	238579-7	••Bussning	••Bushing				1400
37	2	2	–	–	190721-1	•Skruv	•Screw				1410
38	2	2	–	–	955919-6	•Fjäderbricka	•Spring washer				1420
39	1	–	–	–	239365-0	•Rotor	•Rotor				1430
	–	1	–	–	238804-9	•Rotor	•Rotor				[illegible]
40	1	1	–	–	238805-6	••Fjäderring	••Clamping ring		8		[illegible]
41	1	1	–	–	238806-4	••Oljeskyddsbricka	••Splash washer		8		1460
42	1	1	–	–	238807-2	••Täckbricka	••Cover disk		8		1470
43	1	1	–	–	11010-6	••Kullager	••Ball bearing				1480
44	1	1	–	–	233774-9	••Oljeskyddsbricka	••Splash ring				1490
45	1	1	–	–	77691-4	••Mellanring	••Spacer ring				1500
46	–	1	–	–	233776-4	••Mellanring	••Spacer ring				1510
47	–	1	–	–	233775-6	••Oljeskyddsbricka	••Splash ring				1520
48	–	1	–	–	11009-8	••Kullager	••Ball bearing				1530
49	2	2	–	–	115116-6	•Skruv	•Screw		8		1540
50	2	2	–	–	955917-0	•Fjäderbricka	•Spring washer				1550
51	–	1	–	–	233667-5	•Fjäderring	•Clamping ring				1560
52	1	1	–	–	910115-5	•Kil	•Key				1570
53	1	1	–	–	238623-3	•Remskiva	•Pulley				1580
54	1	1	–	–	955926-1	•Fjäderbricka	•Spring washer				1590
55	1	1	–	–	190718-7	•Mutter	•Nut				1600
56	1	1	–	–	238802-3	•Skyddsband	•Cover band				2010
57	1	1	–	–	956062-4	•Skruv	•Screw				2020
58	1	1	–	–	238803-1	•Mutter	•Nut		8		2030

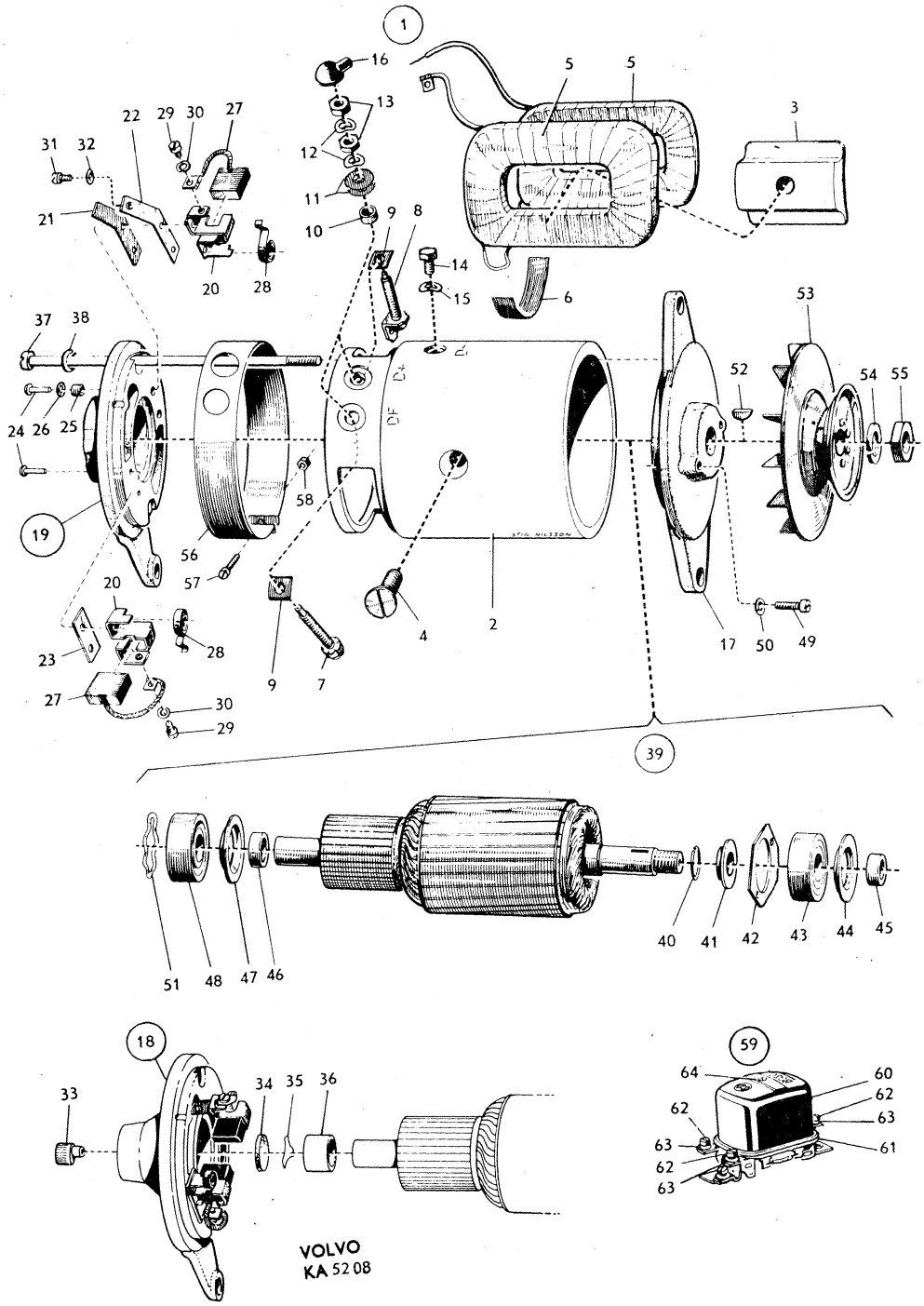
1
16
13
12
11
10
9
8
14
15
6
5
5
3
22
29
30
27
31
32
21
20
28
37
38
24
26
25
19
58
56
57
20
23
28
27
30
29
9
7
4
2
53
52
54
55
17
50
49
39
51
48
47
46
40
41
42
43
44
45
18
33
34
35
36
59
64
60
62
63
61
62
63
62
63
VOLVO
KA 5208

Sida Page	Grupp Group	Likströmsgenerator, laddningsregulator	Dynamo charging relay	Illustration	0450
28	3			5208 1979–11	

Pos. Fig.	Antal/Quantity 238 751	238 621			Artikel nr Part No	Benämning	Description	Sats Kit	B P S R	Anmärkning Notes	
59	1	1	–	–	238640-7	Laddningsregulator	Charging relay				2040
60	1	1	–	–	239366-8	•Kåpa	•Casing		8		2050
61	1	1	–	–	239367-6	•Packning	•Gasket		8		2060
62	–	–	–	–		•Skruv	•Screw				2070
	2	2	–	–	6605110-3	••D +/61, D –	••D+/61, d–		8		2080
	1	1	–	–	6605147-5	••Df	••Df		8		2090
	1	1	–	–	956074-9	•• b+	•• b+				2100
63	4	4	–	–	955920-4	•Fjäderbricka	•Spring washer				2110
64	1	1	–	–	239368-4	•Skruv	•Screw		8		2120
	1	1	–	–	273049-7	Reparationssats	Repair kit		8		2130
	1	1	–	–	273051-3	Reparationssats	Repair kit		8		10

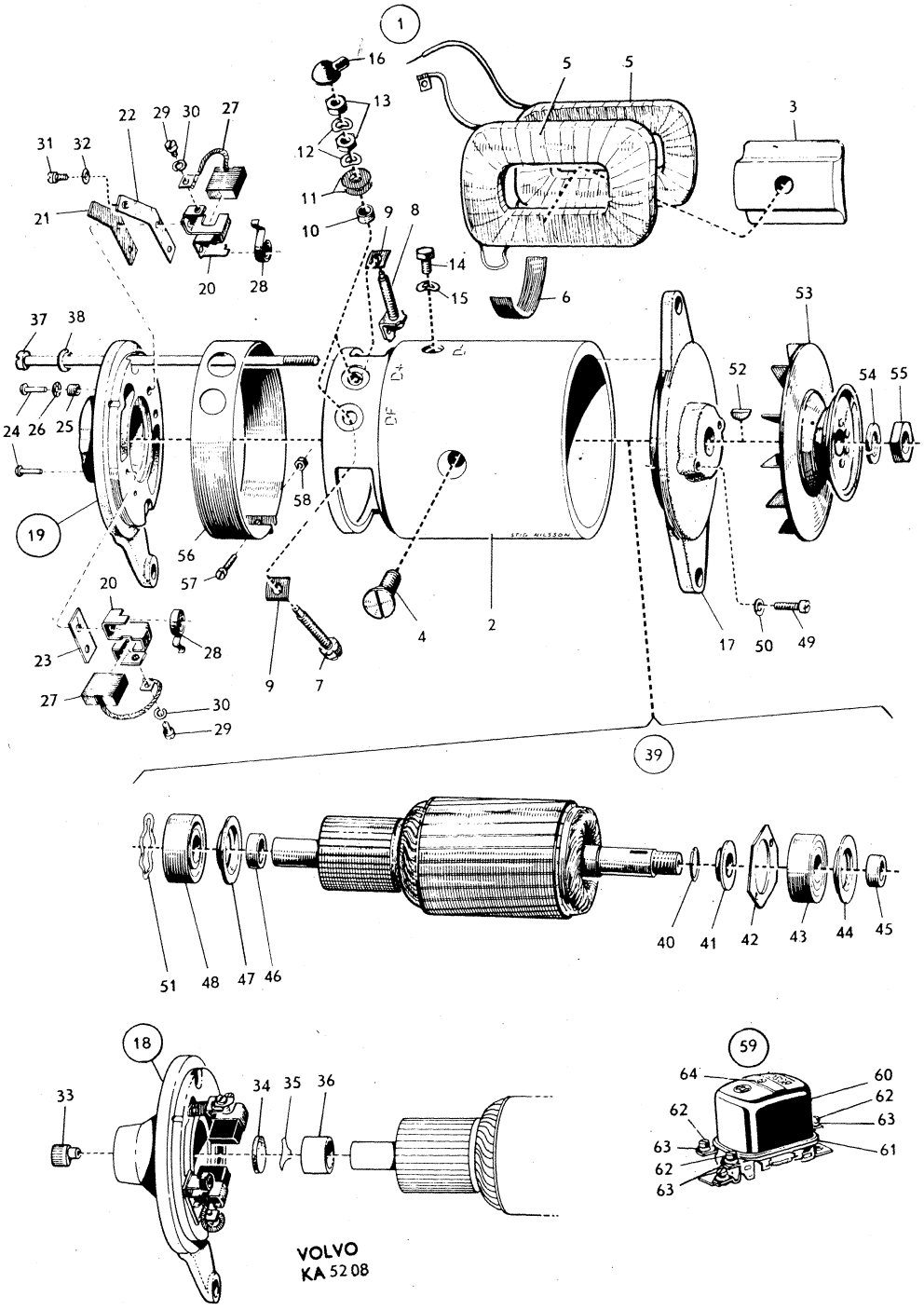
1
16
13
12
11
10
9
8
14
15
6
5
5
3
22
29
30
27
31
32
21
20
28
37
38
24
26
25
19
58
56
57
20
23
28
27
30
29
9
7
4
2
53
52
54
55
17
50
49
39
40
41
42
43
44
45
51
48
47
46
18
33
34
35
36
59
64
60
62
63
62
63
63
62
61
VOLVO
KA 5208

Sida / Page	Grupp / Group	Växelströmsgenerator	Alternator	Illustration	0500
30	3	419420, 460085	419420, 460085	8430 1979–11	

Pos. / Fig.	Antal/Quantity 419 420	460 085			Artikel nr / Part No	Benämning	Description	Sats / Kit	B P S R	Anmärkning / Notes	
1	1	–	–	–	419420-5	Växelströmsgenerator	Alternator		8	ERS AV 1 ST 462892–1	1010
	–	1	–	–	460085-4	Växelströmsgenerator	Alternator		8	ERS AV 1 ST 462893–9	1020
2	1	1	–	–		•Hus, bakre	•Housing, rear		8		1030
3	1	–	–	–	480651-9	••Rep.sats	••Repair kit			(419501)	1040
	–	1	–	–	480651-9	••Rep.sats	••Repair kit				1050
4	2	2	–	–		•••Skruv	•••Screw	S			1060
5	1	1	–	–		•••Gummiring	•••Rubber ring	S			1070
6	1	1	–	–		•Hus, främre	•Housing, forward		8		1080
7	1	1	–	–		•Stator	•Stator		8		1090
8	1	–	–	–	460131-6	••Hållare, +diod	••Retainer, +diode			(419502)	1100
	–	1	–	–	460131-6	••Hållare, +diod	••Retainer, +diode				1110
9	–	1	–	–	273506-6	•Rep.sats, +diod	•Repair kit, +diode				1120
10	–	3	–	–		••+diod	••+diode		8		1130
11	1	–	–	–	273512-4	•••Rep.sats	•••Repair kit			(419503)	1140
	–	1	–	–	273504-1	•••Rep.sats	•••Repair kit				1150
12	4	4	–	–		••••Isolerbricka	••••Insulating washer	S			1160
13	2	2	–	–		••••Isolerbussning	••••Insulating bushing	S			1170
14	3	3	–	–		••••Låsbricka	••••Lock washer	S			1180
15	3	3	–	–		••••Mutter	••••Nut	S			1190
× 16	1	–	–	–	1207430-8	••Hållare, –diod	••Retainer, –diode			(362233)	1200
×	–	1	–	–	1207430-8	••Hållare, –diod	••Retainer, –diode			(460132)	1210
17	–	1	–	–	273507-4	•Rep.sats	•Repair kit				1220
18	–	3	–	–		••–diod	••–diode	S			1230
× 19	1	–	–	–	273513-2	•••Rep.sats	•••Repair kit			(419505)	1240
	–	1	–	–	273505-8	•••Rep.sats	•••Repair kit				1250
20	3	3	–	–		••••Låsbricka	••••Lock washer	S			1260
21	3	3	–	–		••••Mutter	••••Nut	S			1270
22	2	2	–	–		••Hållare, enkel	••Retainer, single				1280
23	2	2	–	–		••Hållare, dubbel	••Retainer, double				1290
24	–	1	–	–	827562-0	••Rep.sats	••Repair kit				1300
25	–	4	–	–		•••Skruv	•••Screw	S			1310
26	–	4	–	–		•••Hållare	•••Retainer	S			1320
27	1	1	–	–		•Rotor	•Rotor		8		1330
28	1	1	–	–	181797-2	••Kullager, bakre	••Bearing, rear				1340
29	1	1	–	–	181800-4	•Kullager, främre	•Bearing, forward				1350
30	1	1	–	–	419508-7	•Rep.sats	•Repair kit				1360
31	1	1	–	–		••Hållare	••Retainer	S			1370
32	3	3	–	–		••Skruv	••Screw	S			1380
33	1	–	–	–	460133-2	•Hållare med elborstar	•Retainer with carbon brushes			(419410)	1400
	–	1	–	–	460133-2	•Hållare med elborstar	•Retainer with carbon brushes				1410 1420
34	1	–	–	–	273508-2	••Rep.sats	••Repair kit			(419509)	1430
	–	1	–	–	273508-2	••Rep.sats	••Repair kit				1440
35	1	1	–	–		•••Lock	•••Cover	S			1450
36	2	2	–	–		•••Skruv	•••Screw	S			1460
× 37	1	–	–	–	465036-2	•Hållare	•Retainer			(362226)	1470
	–	1	–	–	460134-0	•Hållare	•Retainer				1480
× 38	1	–	–	–	273515-7	••Rep.sats	••Repair kit			(419511)	1490
	–	1	–	–	273509-0	••Rep.sats	••Repair kit				1500
39	2	2	–	–		•••Isolerbricka	•••Insulating washer	S			1510
40	4	4	–	–		•••Låsbricka	•••Lock washer	S			1520
41	4	4	–	–		•••Mutter	•••Nut	S			1530
42	1	–	–	–	419512-9	•Remskiva	•Pulley				1540
×	–	1	–	–	1207431-6	•Remskiva	•Pulley			(460214)	1550
43	1	–	–	–	419513-7	•Fläkt	•Fan				1560
	–	1	–	–	460135-7	•Fläkt	•Fan				1570
44	1	1	–	–	419514-5	•Rep.sats	•Repair kit				1580
45	1	1	–	–		••Distansring	••Spacer ring	S			1590
46	1	1	–	–		••Kil	••Key	S			1600
47	1	1	–	–		••Bricka	••Washer	S			2010
48	1	1	–	–		••Mutter	••Nut	S			2020
49	1	–	–	–	419515-2	•Rep.sats	•Repair kit				2030

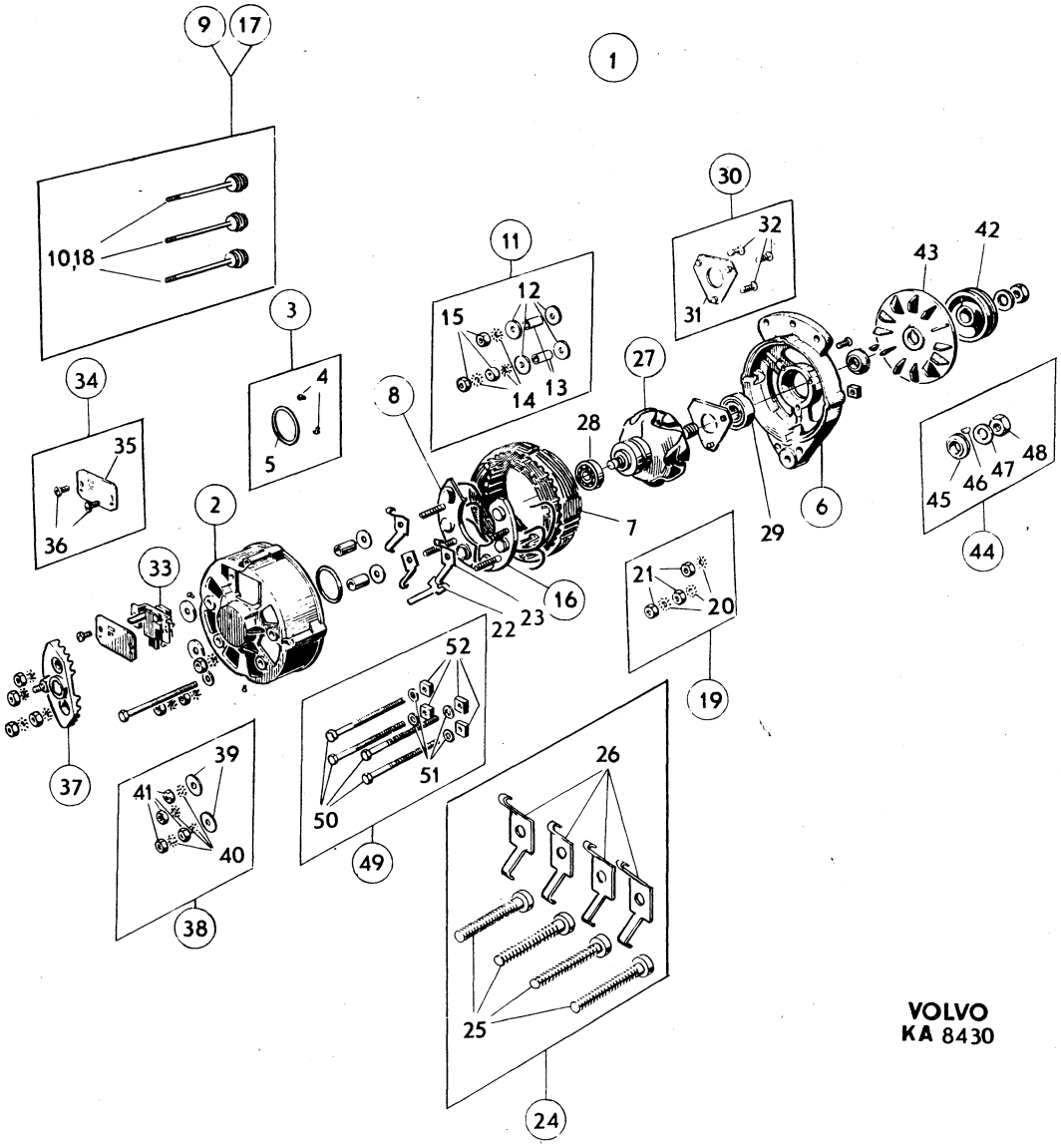

VOLVO
KA 8430

Sida Page	Grupp Group	Växelströmsgenerator	Alternator	Illustration	0500
32	3	419420, 460085	419420, 460085	8430 1979–11	

	Pos. Fig.	Antal/Quantity 419 420	460 085			Artikel nr Part No	Benämning	Description	Sats Kit	B P S R	Anmärkning Notes	
x		–	1	–	–	3277463-0	•Rep.sats	•Repair kit			(273510)	2040
	50	4	4	–	–		••Skruv	••Screw	S			2050
	51	4	4	–	–		••Bricka	••Washer	S			2060
	52	4	4	–	–		••Mutter	••Nut				2070

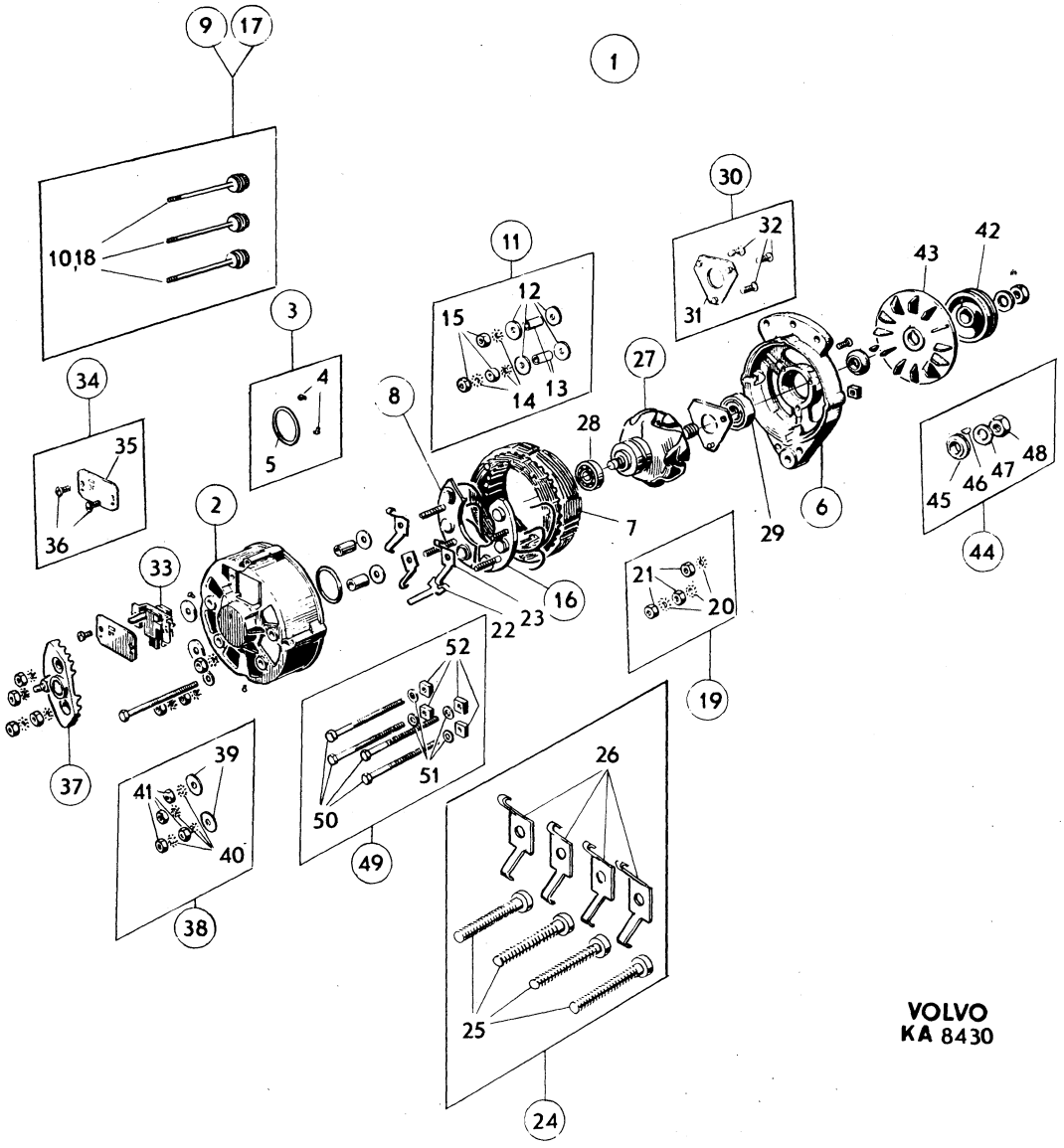

VOLVO
KA 8430

Sida Page	Grupp Group	Växelströmsgenerator, 241527, 243793	Alternator, 241527, 243793	Illustration	0550
34	3			9138 1979–11	

	Pos. Fig.	Antal/Quantity 241 527	243 793			Artikel nr Part No	Benämning	Description	Sats Kit	B P S R	Anmärkning Notes	
	1	1	–	–	–	241527-1	Växelströmsgenerator	Alternator		8		0020
x		–	1	–	–	243793-7	Växelströmsgenerator	Alternator				0040
	2	1	1	–	–	241678-2	•Stator	•Stator				0060
	3	1	1	–	–	241679-0	•Drivlager	•Drive and bearing				0080
	4	1	1	–	–	241680-8	•Rotor	•Rotor				0100
	5	1	1	–	–	241681-6	••Släpring	••Trailing contact				0120
	6	1	1	–	–	181800-4	•Kullager, främre	•Ball bearing forward			(183378)	0140
x	7	1	1	–	–	181798-0	•Kullager, bakre	•Ball bearing, rear			(243041)	0160
	8	1	1	–	–	241682-4	•Hållare	•Retainer				0180
	9	1	1	–	–	241683-2	•Hus	•Housing		8	TID UTF	0200
		1	1	–	–	243755-6	•Hus	•Housing		8	SEN UTF	0220
	10	1	1	–	–	241684-0	••Hållare	••Retainer				0240
x	11	1	1	–	–	244456-0	•••Elborstsats	•••Carbon brush kit			(243990)	0260
	12	2	2	–	–	241686-5	•••Fjäder	•••Spring				0280
	13	3	3	–	–	241687-3	••Diod	••Diode				0300
	14	1	–	–	–	241688-1	•Kylplatta	•Cooling plate			TID UTF	0320
		1	1	–	–	243756-4	•Kylplatta	•Cooling plate			SEN UTF	0340
	15	1	–	–	–	241689-9	••Kylplatta	••Cooling plate			TID UTF	0360
		1	1	–	–	243757-2	••Kylplatta	••Cooling plate			SEN UTF	0380
x	16	3	3	–	–	244311-7	•••Diod	•••Diode			(241690)	0400
x	17	1	1	–	–	244454-5	••Diodplatta	••Diode plate			(243993)	0420
	18	1	–	–	–	241692-3	•••Diod	•••Diode		8	TID UTF	0440
x		1	1	–	–	243994-1	•••Diod	•••Diode			(243760) SEN UTF	0460
	19	1	1	–	–	241693-1	•Skruv	•Screw				0480
		2	2	–	–	241694-9	•Skruv	•Screw				0500
	20	3	3	–	–	955919-6	•Fjäderbricka	•Spring washer				0520
	21	3	3	–	–	955892-5	•Bricka	•Washer				0540
	22	1	1	–	–	241695-6	•Kåpa	•Casing				0560
	23	1	–	–	–	243456-1	•Remskiva	•Pulley				0580
		–	1	–	–	243456-1	Remskiva	Pulley				0600
	24	1	–	–	–	243457-9	•Fläkt	•Fan				0620
		–	1	–	–	243457-9	Fläkt	Fan				0640
x	25	1	1	–	–	273538-9	•Reparationssats för rotor	•Repair kit for rotor			(241697)	0660 0680
x	26	1	1	–	–	273539-7	•Reparationssats för anslutningar	•Repair kit for terminal			(241698)	0700 0720

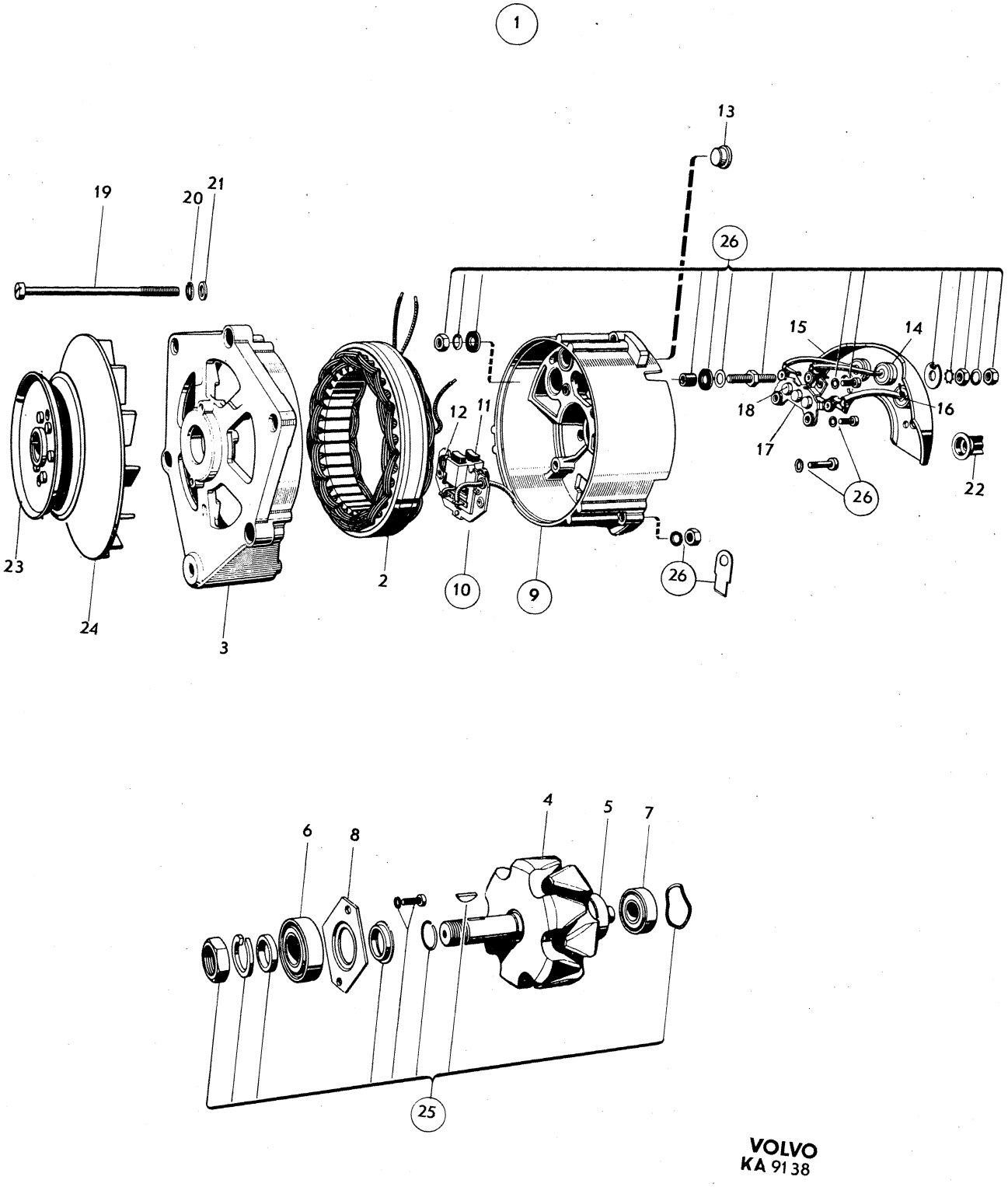
1
13
19
20
21
26
15
14
18
16
17
26
22
12
11
23
24
3
2
10
9
26
4
5
7
6
8
25
VOLVO
KA 9138

Sida Page	Grupp Group	Växelströmsgenerator, 462892, 462893	Alternator 462892, 462893	Illustration 13036 1979–11	0575
36	3				

	Pos. Fig.	Antal/Quantity 462 892	462 893			Artikel nr Part No	Benämning	Description	Sats Kit	B P S R	Anmärkning Notes	
x	1	1	–	–	–	462892-1	Växelströmsgenerator	Alternator				0020
x		–	1	–	–	462893-9	Växelströmsgenerator	Alternator				0040
x	2	1	1	–	–	1207426-6	•Rep.sats	•Rep.sats				0060
	3	1	1	–	–		•Gummikåpa	•Rubber casing		8		0080
x	4	1	1	–	–	1207428-2	•Hållare, +diod	•Retainer, +diode		8		0100
x	5	1	1	–	–	1207429-0	•Rep.sats	•Repair kit		8		0120
x	6	1	1	–	–	1207430-8	•Hållare, –diod	•Retainer, –diode				0140
x	7	1	1	–	–	273513-2	•Rep.sats	•Repair kit				0160
	8	3	3	–	–		••Låsbricka	••Lock washer	S			0180
	9	3	3	–	–		••Mutter	••Nut	S			0200
	10	1	1	–	–	273506-6	•Rep.sats	•Repair kit				0220
	11	3	3	–	–		••+diod	••+diode	S			0240
	12	1	1	–	–	273507-4	•Rep.sats	•Repair kit				0260
	13	3	3	–	–		••–diod	••–diode	S			0280
	14	1	1	–	–	181797-2	•Kullager, bakre	•Bearing, rear				0300
	15	1	1	–	–	181800-4	•Kullager, främre	•Bearing, forward				0320
	16	1	1	–	–	419508-7	•Rep.sats	•Repair kit				0340
x	17	1	–	–	–	362236-2	•Rotor	•Rotor				0360
x		–	1	–	–	461226-3	•Rotor	•Rotor				0380
x	18	1	1	–	–	1207427-4	•Rep.sats	•Repair kit				0400
	19	1	1	–	–	460133-2	•Hållare	•Retainer				0420
	20	1	1	–	–	273508-2	•Rep.sats	•Repair kit				0440
	21	1	1	–	–		••Lock	••Cover	S			0460
	22	2	2	–	–		••Skruv	••Screw	S			0480
x	23	1	1	–	–	1207424-1	•Hållare	•Retainer	8			0500
x	24	1	1	–	–	1207425-8	•Rep.sats	•Repair kit				0520
	25	1	–	–	–	419515-2	•Rep.sats	•Repair kit				0540
		–	1	–	–	273510-8	•Rep.sats	•Repair kit				0560
	26	4	4	–	–		••Skruv	••Screw	S			0580
	27	4	4	–	–		••Bricka	••Washer	S			0600
	28	4	4	–	–		••Mutter	••Nut	S			0620
	29	1	–	–	–	419513-7	•Fläkt	•Fan				0640
		–	1	–	–	460135-7	•Fläkt	•Fan				0660
x	30	1	1	–	–	1207431-6	•Remskiva	•Pulley				0680
	31	1	1	–	–	419514-5	•Rep.sats	•Repair kit				0700
	32	1	1	–	–		••Distansring	••Spacer ring	S			0720
	33	1	1	–	–		••Kil	••Key	S			0740
	34	1	1	–	–		••Bricka	••Washer	S			0760
	35	1	1	–	–		••Mutter	••Nut	S			0780

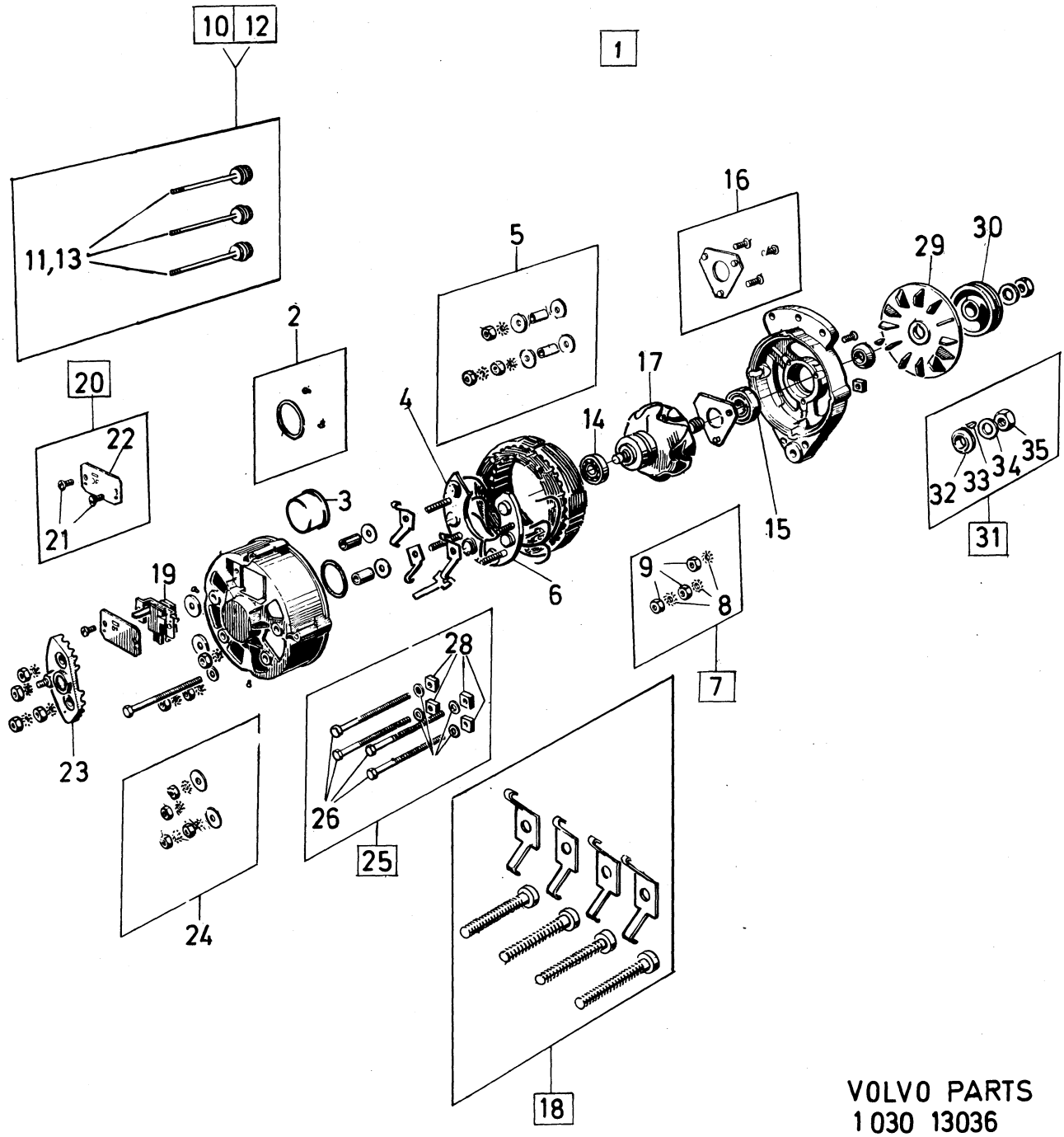

VOLVO PARTS
1 030 13036

Sida Page	Grupp Group	Startmotor	Starter motor	Illustration	0600
38	3			6710 1979–11	

Pos. Fig.	Antal/Quantity				Artikel nr Part No	Benämning	Description	Sats Kit	BPSR	Anmärkning Notes	
1	1	–	–	–	240360-8	Startmotor	Starter motor		8	ERS AV 1 ST 463856–5	1010
2	4	–	–	–	240594-2	•Skruv	•Screw				1020
3	1	–	–	–	240595-9	•Fältlindning, spole 1–4	•Field winding, coil 1–4				1030
4	1	–	–	–	240597-5	•Kabelgenomföring	•Cable tube				1040
5	1	–	–	–	240730-2	•Isolerremsa	•Insulating strip		8		1050
	ERF	–	–	–	240596-7	•Isolerremsa	•Insulating strip				1060
6	1	–	–	–	240598-3	•Drivlager	•Drive and bearing				1070
7	1	–	–	–	238813-0	••Lagerbussning	••Bearing bushing				1080
8	1	–	–	–	241305-2	•Kopplingsarm	•Engaging lever			(240621)	1090
8a	1	–	–	–	241306-0	•Packning	•Packing				1100
9	1	–	–	–	240622-1	•Skruv	•Screw				[illegible]
10	1	–	–	–	955919-6	•Fjäderbricka	•Spring washer				[illegible]
11	1	–	–	–	955781-0	•Mutter	•Nut				1130
12	1	–	–	–	240599-1	•Packning	•Packing				1140
13	1	–	–	–	240600-7	•Platta	•Plate				1150
14	1	–	–	–	240731-0	•Rotor	•Rotor				1160
15	1	–	–	–	240619-7	•Startmotordrev	•Starter pinion				[illegible]
16	2	–	–	–	240620-5	••Bussning	••Bushing				[illegible]
17	1	–	–	–	238819-7	•Anslagsring	•Stop ring				1190
18	1	–	–	–	240616-3	•Sprängring	•Spring ring				1200
19	1	–	–	–	240617-1	•Bricka	•Washer				1210
20	1	–	–	–	240618-9	•Isolerbricka	•Insulating washer				1220
21	1	–	–	–	240601-5	•Kommutatorlager	•Commutator bearing				1230
22	1	–	–	–	240602-3	••Lagerbussning	••Bearing bushing				1240
23	1	–	–	–	240603-1	•Borsthållarplatta	•Brush holder plate				1250
24	2	–	–	–	240604-9	•Elborstsats	•Carbon and brush kit				1260
25	4	–	–	–	240605-6	•Borstfjäder	•Brush spring				1270
26	2	–	–	–	956058-2	•Skruv	•Screw				1280
27	2	–	–	–	239340-3	•Fjäderbricka	•Spring washer		8		1290
28	1	–	–	–	240607-2	•Packning	•Packing				1300
29	–	–	–	–		•Justerbricka,	•Adjuster washer,				1310
	ERF	–	–	–	240609-8	••Tj. 0,10	••Th 0.10				1320
	ERF	–	–	–	240610-6	••Tj. 0,20	••Th 0.20				1330
	ERF	–	–	–	120657-2	••Tj 0,30	••Th 0.30		8		1340
	ERF	–	–	–	240611-4	••Tj 0,50	••Th 0.50		8		1350
	ERF	–	–	–	240612-2	••Tj. 0,80	••Th 0.80				1360
30	1	–	–	–	240608-0	•Fixerbricka	•Fixing washer				1370
31	1	–	–	–	240606-4	•Skyddskåpa	•Cover band				[illegible]
32	2	–	–	–	240613-0	•Skruv	•Screw				[illegible]
33	2	–	–	–	240614-8	•Bricka	•Washer		8		1400
34	1	–	–	–	240623-9	•Manövermagnet	•Solenoid				1410
35	1	–	–	–	14114-3	••Skruv	••Screw		8		1420
36	1	–	–	–	240499-4	••Underläggsplatta	••Base plate		8		1430
37	ERF	–	–	–	240626-2	••Packning, tj. 0,5	••Gasket, th 0.5		8		1440
	ERF	–	–	–	240627-0	••Packning, tj. 1,0	••Gasket, th 1.0		8		[illegible]
38	1	–	–	–	240624-7	••Lock	••Cover				1460
39	3	–	–	–	955918-8	•••Fjäderbricka	•••Spring washer				1470
40	3	–	–	–	955782-8	•••Mutter	•••Nut				1480
41	2	–	–	–	240625-4	•••Skruv	•••Screw		8		1490
42	2	–	–	–	955918-8	•••Fjäderbricka	•••Spring washer				1500
43	2	–	–	–	240628-8	•Skruv	•Screw				1510

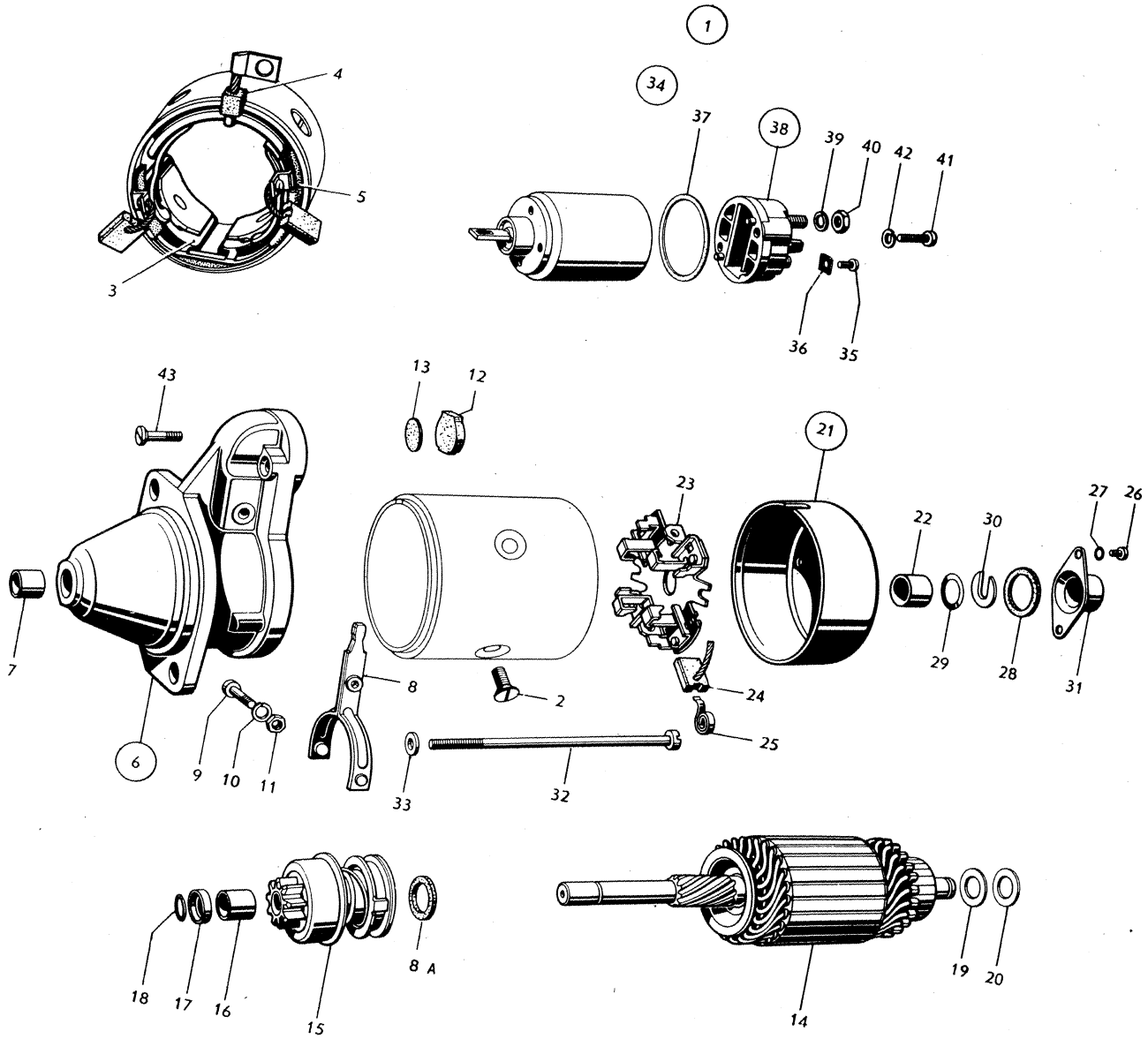

VOLVO
KA 6710

Sida Page	Grupp Group	Startmotor,	Starter motor,	Illustration	0625
40	3	463856	463856	20818 1979–11	

	Pos. Fig.	Antal/Quantity 463 856				Artikel nr Part No	Benämning	Description	Sats Kit	B P S R	Anmärkning Notes	
x	1	1	–	–	–	463856-5	Startmotor	Starter motor				0020
x	2	4	–	–	–	243905-7	•Skruv	•Screw				0040
x	3	1	–	–	–	243906-5	•Fältlindning	•Field winding				0060
x	4	1	–	–	–	243907-3	•Drivlager	•Drive and bearing				0080
x	5	1	–	–	–	3101977-1	••Bussning	••Bushing				0100
x	6	1	–	–	–	833727-1	•Kopplingsarm	•Engaging lever				0120
x	7	1	–	–	–	241674-1	•Skruv	•Screw				0140
	8	1	–	–	–	955919-6	•Fjäderbricka	•Spring washer				0160
	9	1	–	–	–	955781-0	•Mutter	•Nut				0180
x	10	1	–	–	–	243908-1	•Rotor	•Rotor				0200
x	11	1	–	–	–	1266673-1	•Startmotordrev	•Drive with pinion			(243909)	0
	12	2	–	–	–	240620-5	••Bussning	••Bushing				02
	13	1	–	–	–	238819-7	•Anslagsring	•Sop ring				0260
	14	1	–	–	–	240601-5	•Kommutatorlager	•Commutator andbearing				0280
	15	1	–	–	–	240602-3	••Bussning	••Bushing				0300
	16	1	–	–	–	240603-1	•Hållare	•Holder				0320
x	17	1	–	–	–	834518-3	•Elborstsats	•Carbon brush kit			(243910)	0
x	18	4	–	–	–	243911-5	•Borstfjäder	•Brush spring				0
	19	1	–	–	–	240606-4	•Kåpa	•Casing				0380
	20	2	–	–	–	956059-0	•Skruv	•Screw				0400
	21	2	–	–	–	239340-3	•Fjäderbricka	•Spring washer				0420
x	22	2	–	–	–	243912-3	•Skruv	•Screw				0440
	23	2	–	–	–		•Bricka	•Washer		8	(86287)	0460
x	24	1	–	–	–	243913-1	•Manövermagnet	•Solenoid switch				0480
x	25	2	–	–	–	243914-9	•Skruv	•Screw				0500
	26	1	–	–	–	955921-2	•Fjäderbricka	•Spring washer				0520
x	27	1	–	–	–	955728-1	•Mutter	•Nut				0540
x	28	1	–	–	–	241300-3	Rep.sats	Repair kit				0560

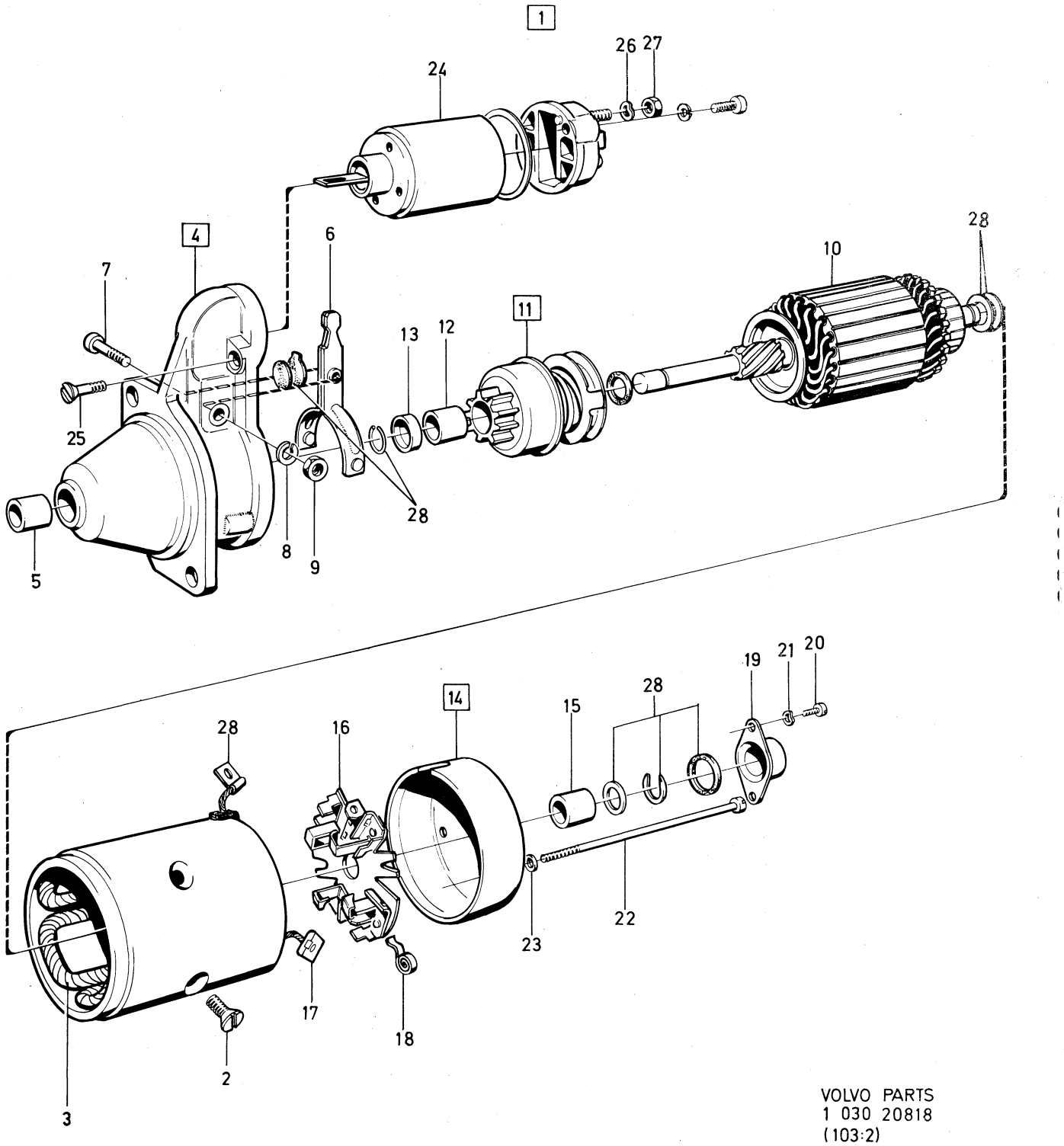

VOLVO PARTS
1 030 20818
(103:2)

Sida Page	Grupp Group	Belysningsutrustning, främre	Lighting equipment, front	Illustration	0650
42	3			8986 1979–11	

Pos. Fig.	Antal/Quantity				Artikel nr Part No	Benämning	Description	Sats Kit	BPSR	Anmärkning Notes	
1	2	–	–	–	240518-1	Strålkastarinsats	Headlamp insert			3)	1010
						Vitt ljus	White light				1011
	2	–	–	–	241067-8	Strålkastarinsats	Headlamp insert			4) (1210091) STD	1020
						Vitt ljus	white light			EXCL VENV	1030
	2	–	–	–	686266-8	Strålkastarinsats	Headlamp insert			144 GL VENV	1040
						Gult ljus	yellow light				1050
	2	–	–	–	686267-6	Strålkastarinsats	Headlamp insert			144 GL VENV	1060
						Gult ljus	Yellow light				1070
	2	–	–	–	282438-1	Strålkastarinsats	Headlamp insert		8	SEALED BEAM EUROPA	1080
	2	–	–	–	661890-4	Strålkastarinsats	Headlamp insert			USA CAN	1090
2	2	–	–	–	240147-9	•Lamphållarfjäder	•Retainer spring				1100
x 3	2	–	–	–	192455-4	Glödlampa	Bulb			(277730)	1110
										P45T 12V 40/45W	1115
4	2	–	–	–	240148-7	Gummikåpa	Rubber casing				1120
5	2	–	–	–	676483-1	Hus	Housing			21) ERS AV 1ST 686438,	1130
										3 ST 681923–9	1140
	2	–	–	–	686438-3	Hus	Housing				1145
6	2	–	–	–	686437-5	Hus	Housing			22) STD	1150
	2	–	–	–	686438-3	Hus	Housing			22) FAV/HT.	1155
7	2	–	–	–	676104-3	Hållare	Retainer			21)	1160
8	2	–	–	–	681923-9	Hållare	Retainer			22)	1170
9	1	–	–	–	950023-2	•Skruv	•Screw			22)	1180
10	4	–	–	–	676111-8	Justerskruv	Adjuster screw				1190
11	2	–	–	–	676109-2	Fjäder	Spring				1200
12	6	–	–	–	941905-2	Låsbricka	Lock washer			21) (955946)	1210
13	6	–	–	–	940092-0	Mutter	Nut			21)	1220
14	2	–	–	–	686264-3	Strålkastare	Headlamp			144 GL VENV	1230
						Vitt ljus	White light				1240
	2	–	–	–	686265-0	Strålkastare	Headlamp		8	144 GL VENV	1250
						gult sken	yellow light				1260
15	1	–	–	–	688740-0	•Glas, vitt ljus	•Glass, white light				1270
	1	–	–	–	688747-5	•Glas, gult ljus	•Glass, yellow light				1280
16	1	–	–	–	688743-4	•Sarg	•Frame				1290
17	1	–	–	–	688741-8	•Packning	•Packing				1300
18	1	–	–	–	688745-9	•Reflektor	•Reflector				1310
19	1	–	–	–	688746-7	•Fjäder	•Spring				1320
20	10	–	–	–	688742-6	•Fjäder	•Spring				1330
21	1	–	–	–	688744-2	•Skruv	•Screw				1340
22	1	–	–	–	679406-9	Konsol, V	Bracket, L		8	144 GL VENV	1350
	1	–	–	–	679407-7	Konsol, H	Bracket, R		8	144 GL VENV	1360
23	2	–	–	–	688454-8	Dimljus, vitt	Foglight, white			B20E EXCL USA CAN	1370
	2	–	–	–	688455-5	Dimljus, gult	Foglight, yellow			23) B20E EXCL USA CAN	1380
24	1	–	–	–	688615-4	•Insats, vit	•Insert, white				1390
	1	–	–	–	688620-4	•Insats, gul	•Insert, yellow				1400
25	1	–	–	–	688616-2	•Sarg	•Frame				1410
26	8	–	–	–	688617-0	•Fjäder	•Spring		8		1420
27	1	–	–	–	688618-8	•Bricka	•Washer		8		1430
28	1	–	–	–	688619-6	•Distanshylsa	•Spacer sleeve		8		1440
x 29	1	–	–	–	944265-8	•Glödlampa	•Bulb			(277751)	1450
30	1	–	–	–	955783-6	•Mutter	•Nut				1460
31	1	–	–	–	940109-2	•Låsbricka	•Lock washer				1470
32	1	–	–	–	688662-6	Konsol, V	Bracket, L			B20E EXCL USA CAN	1480

3. Asymmetriskt ljus för länder med vänstertrafik. Asymmetric lamp for countries with L H–traffic. Code asymétrique pour pays à conduite à gauche. Asymmetrisches Abblendlicht für Lander mit linksverkehr. Luz asimétrica para palses con tráfico de circulaci n a la izquierda.
4. Asymmetriskt ljus för länder med högertrafik. Asymmetric lamp for countries with R H–traffic. Code asymétrique pour pays à conduite à droite. Asymmetrisches Abblendlicht für Lander mit Rechtsverkehr. Luz aismétrica para palses con tráfico de circulaci n a la derecha.
21. 142 CH –178959. 144 CH –194139. 145 CH –61599.
22. 142 CH 178960–. 144 CH 194140–. 145 CH 61600–.
23. Frankrike. France. France. Frankreich. Francia.

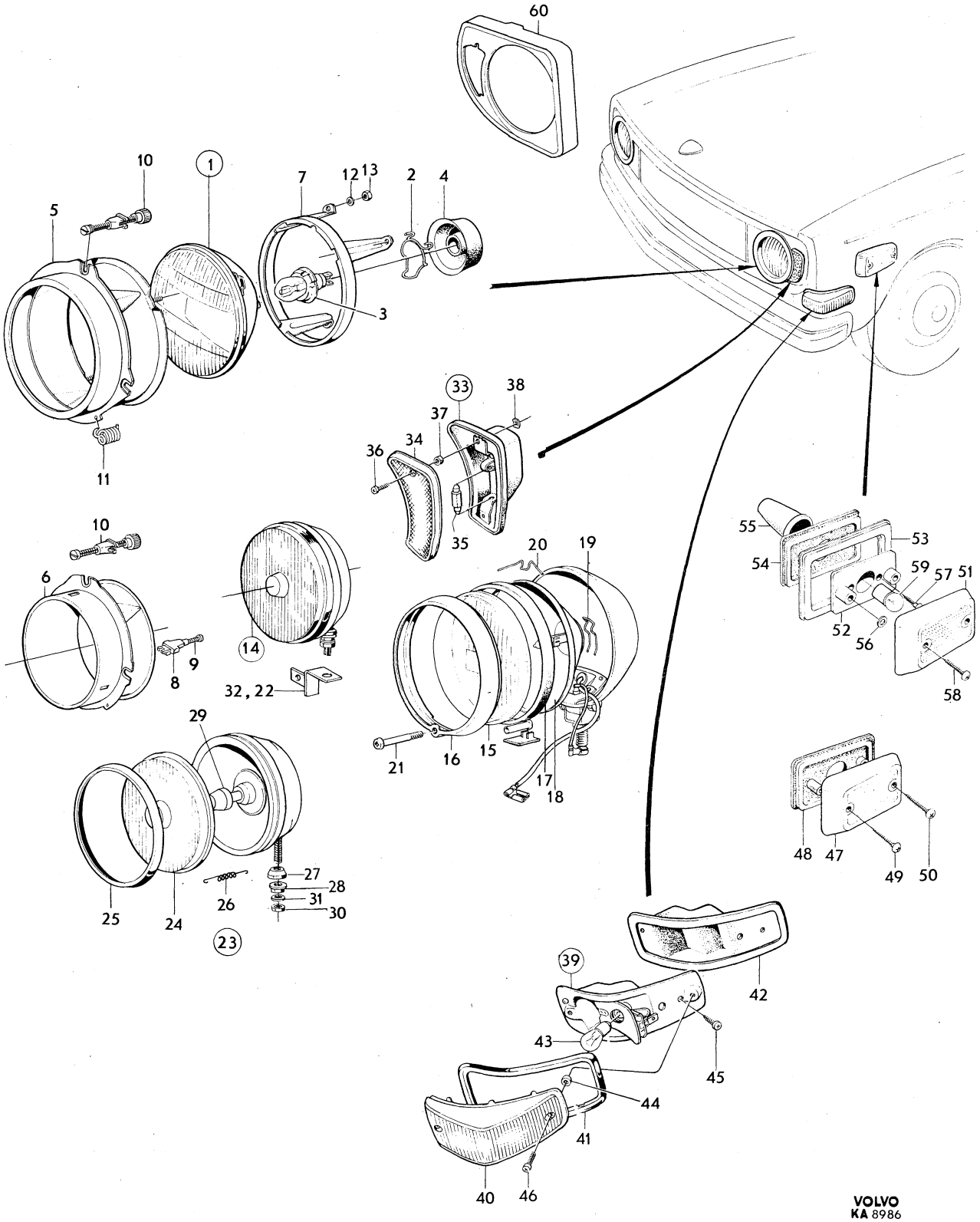

VOLVO
KA 8986

Sida Page	Grupp Group	Belysningsutrustning, främre	Lighting equipment, front	Illustration	0650
44	3			8986 1979–11	

Pos. Fig.	Antal/Quantity				Artikel nr Part No	Benämning	Description	Sats Kit	B P S R	Anmärkning Notes	
	1	–	–	–	688663-4	Konsol, H	Bracket, R			B20E EXCL USA CAN	1490
33	1	–	–	–	688444-9	Parkeringslykta, V	Parking lamp, L			28) (686857)	1500
										EXCL USA CAN	1510
	1	–	–	–	688445-6	Parkeringslykta, H	Parking lamp, R			28) (686858)	1520
										EXCL USA CAN	1530
	1	–	–	–	686497-9	Parkeringslykta, V	Parking lamp, L			28) (680025) USA CAN	1540
	1	–	–	–	686498-7	Parkeringslykta, H	Parking lamp, R			28) (680026) USA CAN	1550
	1	–	–	–	686977-0	Parkeringslykta, V	Parking lamp, L			22) EXCL FAV USA CAN	1580
	1	–	–	–	686978-8	Parkeringslykta, H	Packing lamp, R			22) EXCL FAV USA CAN	1590
	1	–	–	–	686979-6	Parkeringslykta, V	Parking lamp, L			22) USA CAN, EXCL FAV	1600
	1	–	–	–	686980-4	Parkeringslykta, H	Parking lamp, R			22) USA CAN, EXCL FAV	10
34	1	–	–	–	688452-2	•Glas, V	•Lens, L			21) EXCL USA CAN	2040
										SPEC UTF 1712	2041
										INCL FAV/HT	2050
										SPEC UTF 1712	2051
	1	–	–	–	688453-0	•Glas, H	•Lens, R			21) EXCL USA CAN	2060
										INCL FAV/HT	2070
	1	–	–	–	680023-9	•Glas, V	•Lens, L			21) USA CAN GULT	30
	1	–	–	–	680024-7	•Glas, H	•Lens, R			21) USA CAN GULT	2090
	1	–	–	–	686981-2	•Glas, V	•Lens, L			22) EXCL FAV	2100
	1	–	–	–	686982-0	•Glas, H	•Lens, R			22) EXCL FAV	2110
x 35	2	–	–	–	965831-1	Glödlampa	Bulb			(277713) S8 12V 5W	2120
36	4	–	–	–	944036-3	Skruv	Screw				2130
37	4	–	–	–	677903-7	Bricka	Washer				2140
38	4	–	–	–	942540-6	Fjädermutter	Spring nut	S			2150
39	1	–	–	–	681156-6	Blinklykta, V	Flasher, L			8) (677669)	2160
	1	–	–	–	681157-4	Blinklykta, H	Flasher, R			8) (677670)	2170
40	1	–	–	–	676307-2	•Glas, V	•Lens, L				2180
	1	–	–	–	676308-0	•Glas, H	•Lens, R				2190
	1	–	–	–	680116-1	•Glas, V	•Lens, L			ITALIA	2200
	1	–	–	–	680117-9	•Glas, H	•Lens, R			ITALIA	2210
41	1	–	–	–	681164-0	•Sarg, V	•Frame, L			(676309)	2220
	1	–	–	–	681165-7	•Sarg, H	•Frame, R			(676310)	2230
42	1	–	–	–	676313-0	Tätning, V	Seal, L				2240
	1	–	–	–	676314-8	Tätning, H	Seal, R				2250
x 43	2	–	–	–	965826-1	Glödlampa	Bulb			(277721)	2260
										BAY 15D 12V 32/4CP	2265
44	4	–	–	–	676432-8	Gummibricka	Rubber washer				2270
45	4	–	–	–	955138-3	Skruv	Screw				20
46	4	–	–	–	950004-2	Skruv	Screw				2290
47	2	–	–	–	682772-9	Sidoreflex, gult	Reflector, yellow			18) USA CAN	2300
48	2	–	–	–	682778-6	Packning	Packing			18) USA CAN	2310
49	2	–	–	–	106492-2	Skruv	Screw		8		2320
50	2	–	–	–	955123-5	Skruv	Screw			18) USA CAN	2330
51	2	–	–	–	682772-9	Glas, gult	Lens, yellow			)	30
52	2	–	–	–	682775-2	Hus	Housing			)	2350
53	2	–	–	–	682777-8	Sarg	Frame			)	2360
54	2	–	–	–	682778-6	Underlägg	Spacer			) 142 USA CAN CH 112400–	2370
55	2	–	–	–	682810-7	Gummikåpa	Casing			) 144 USA CAN CH 138700–	2380
56	4	–	–	–	677616-5	Bricka	Washer			) 145 USA CAN CH 30900–.	2390
57	4	–	–	–	950003-4	Skruv	Screw			)	2400
58	4	–	–	–	955119-3	Skruv	Screw			)	2410
x 59	2	–	–	–	965828-7	Glödlampa	Bulb			) (277707	2420
60	2	–	–	–		Sarg	Frame			SE GRUPP 8	2430

8. Säljes ej komplett i Italien. Not sold as a complete unit in Italy. N'est pas vendu complet en Italie. Wird in Italien nicht kpl. verkauft. No se vende com pleto en Italia.
18. 142 CH–112399. 144 CH–138699. 145 CH –30899.
21. 142 CH –178959. 144 CH –194139. 145 CH –61599.
22. 142 CH 178960–. 144 CH 194140–. 145 CH 61600–.
28. 142 CH 161917–178959, 144 CH 179684–194139, 145 CH 52900–61599.

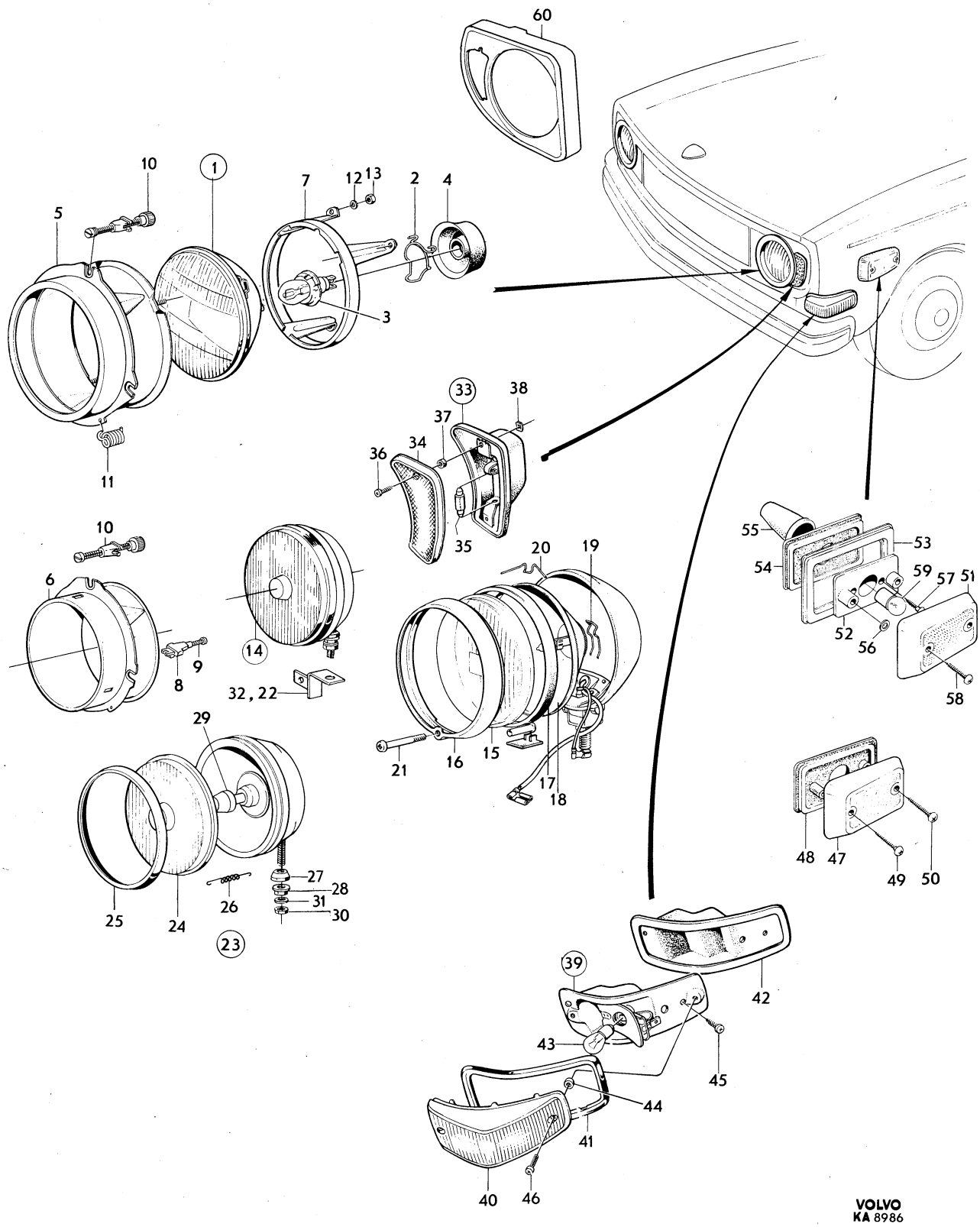

VOLVO
KA 8986

Sida Page	Grupp Group	Belysningsutrustning, inre och bakre	Lighting equipment interior and rear	Illustration	0700
46	3	142 144	142 144	8340 1979–11	

	Pos. Fig.	Antal/Quantity				Artikel nr Part No	Benämning	Description	Sats Kit	B P S R	Anmärkning Notes	
x	1	1	–	–	–	1214960-5	Innerbelysning	Courtesy lamp			(677427)	1010
	2	1	–	–	–	677430-1	•Glas	•Lens				1020
	3	1	–	–	–	277715-9	Glödlampa	Bulb			S8 12V 10W	1030
	4	2	–	–	–	955118-5	Skruv	Screw				1040
	5	–	–	–	–		Handskfacksbelysning	Glowe box illumination			SE SIDA 74, 2-D03	1050
	6	–	–	–	–		Belysning värmereglage	Lighting heat control			SE GRUPP 9	1060 1070
	7	–	–	–	–		Instrumentbelysning	Instrument lighting			SE SIDA 90, 2-D19	1080
	8	1	–	–	–	1210006-1	Stopp–och baklykta, V	Stop and tail lamp, V			142 CH–211199	1130
											144 CH–221154	1140
											EXCL USA CAN	0
		1	–	–	–	1210002-0	Stopp–och baklykta, V	Stop and tail lamp, L			142 CH 211200–	0
											144 CH 221155–	1180
											EXCL USA CAN	1190
x		1	–	–	–	1210008-7	Stopp–och baklykta, V	Stop and tail lamp, L			(681176) 142 USA, CAN,	1200
											CH–112339, 144	1201
											USA, CAN CH–138699	2
x		1	–	–	–	1210004-6	Stopp–och baklykta, V	Stop and tail lamp, L			(683500) 142 USA, CAN,	0
											CH 112400–202468,	1220
											144 USA, CAN, CH	1230
											138700–214249	1235
		1	–	–	–	1210000-4	Stopp–och baklykta, V	Stop and tail lamp, L			142 CH 202469–	1240
											144 CH 214250–	1250
											USA CAN	1260
		1	–	–	–	1210007-9	Stopp–och baklykta, H	Stop and tail lamp, R			(683507) 142 FAV	1270
											CH–211199, 142 EXCL	1280
											FAV CH–211199,	1290
											144 CH–211154	1300
											EXCL USA, CAN	1310
		1	–	–	–	1210003-8	Stopp–och baklykta, H	Stop and tail lamp, R			142 CH 211200–	1350
											144 CH 221155–	1360
											EXCL USA CAN	1370
x		1	–	–	–	1210009-5	Stopp–och baklykta, H	Stop and tail lamp, R			(681177) 142 USA, CAN	1380
											CH–112399, 144 USA,CAN	1381
											CH–138699.	1382
x		1	–	–	–	1210005-3	Stopp–och baklykta, H	Stop and tail lamp, R			142 USA, CAN, CH	1390
											112400–202468, 144	1400
											USA,CAN CH 138700–	10
											214249	5
		1	–	–	–	1210001-2	Stopp–och baklykta, H	Stop and tail lamp, R			142 CH 202469–.	1420
											144 CH 214250–	1430
											USA CAN	1440
	10	1	–	–	–	683508-6	•Glas, V	•Lens, L			142 CH–211199.	1450
											144 CH–221154 (676796)	1460
											EXCL USA CAN	0
		–	–	–	–	1210081-4	•Glas, V	•Lens, L			142 CH 211200–.	1480
											144 CH 221155–	1490
											EXCL USA CAN	1500
		1	–	–	–	678793-1	•Glas, V	•Lens, L			142 USA CAN CH–112399.	1510
											144 USA CAN CH–138699	1511
		1	–	–	–	683502-9	•Glas, V	•Lens, L			142 CH 112400–202468	1520
											144 CH 138700–214249	1530
											USA CAN	1540
		1	–	–	–	1210079-8	•Glas, V	•Lens, L			142 CH 202469–	1550
											144 CH 214250– USA CAN	1560
		1	–	–	–	683509-4	•Glas, H	•Lens, R			142 CH–211199,	1570
											144 CH–221154,	1580
											EXCL USA CAN (676797)	1590
	10	1	–	–	–	1210082-2	•Glas, H	•Lens, R			142 CH 211200–	2010
											144 CH 221155–	2020
											EXCL USA CAN	2030
		1	–	–	–	678794-9	•Glas, H	•Lens, R			142 USA CAN CH–112399.	2040
											144 USA CAN CH–138699.	2041

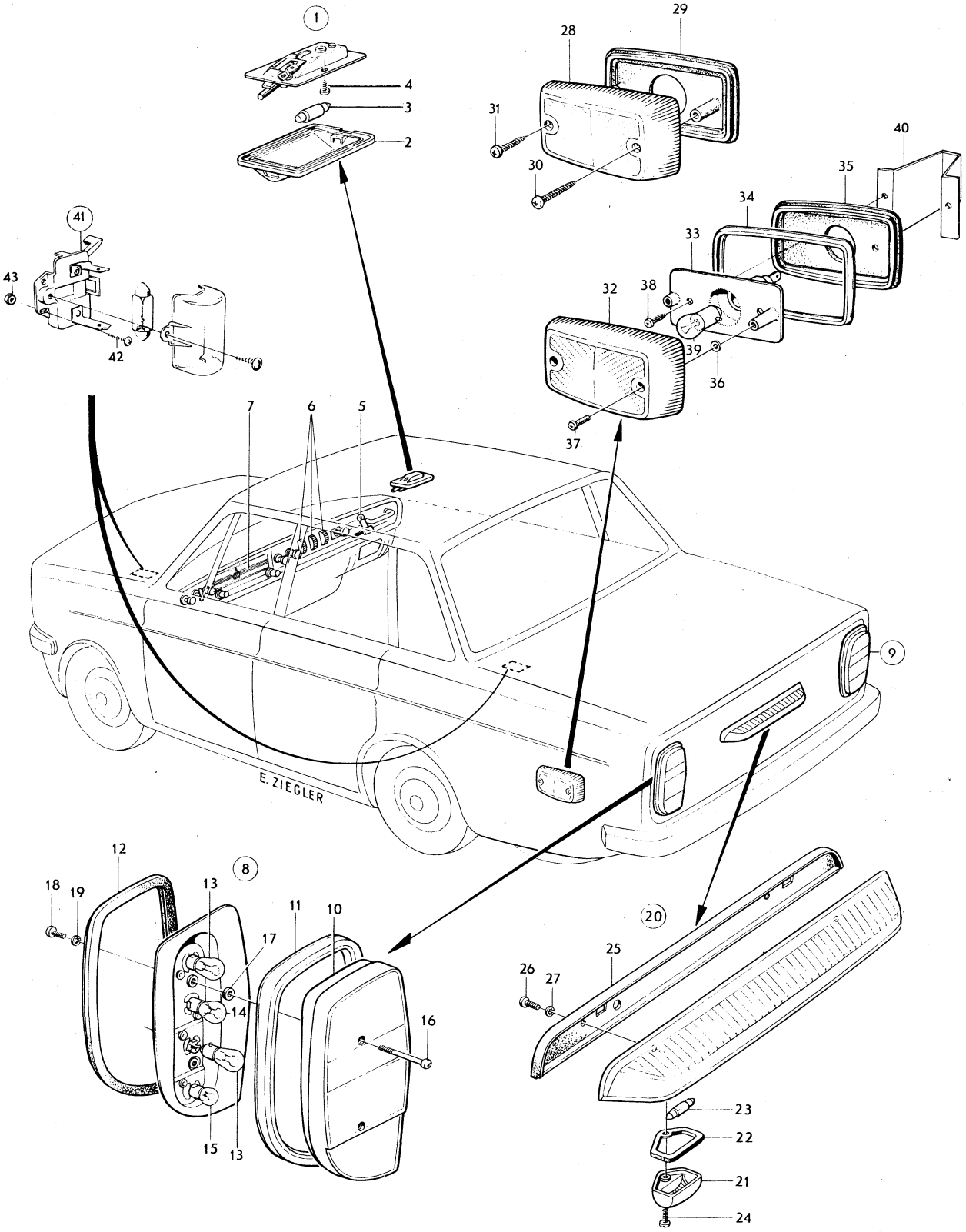

VOLVO
KA 8340

Sida Page	Grupp Group	Belysningsutrustning, inre och bakre	Lighting equipment interior and rear	Illustration	0700
48	3	142 144	142 144	8340 1979–11	

	Pos. Fig.	Antal/Quantity				Artikel nr Part No	Benämning	Description	Sats Kit	B P S R	Anmärkning Notes	
		1	–	–	–	683503-7	•Glas, H				142 CH 112400–202468	2050
											144 CH 138700–214249	2060
											USA CAN	2070
		1	–	–	–	1210080-6	•Glas, H	•Lens, R			142 CH 202469–	2080
											144 CH 214250– USA CAN	2090
	11	1	–	–	–	681172-3	•Sarg, V	•Frame, L			(676798)	2100
		1	–	–	–	681173-1	•Sarg, H	•Frame, R			(676799)	2110
	12	1	–	–	–	681174-9	•Tätningslist, V	•Seal moulding, L			(676800)	2120
		1	–	–	–	681175-6	•Tätningslist, H	•Seal moulding, R			(676801)	2130
x	13	ERF	–	–	–	965826-1	•Glödlampa	•Bulb			(277721)	2140
											BA15S 12V 32CP	
x		ERF	–	–	–	964212-5	•Glödlampa	•Bulb			(277729)	2150
											BA15S 12V 32/4CP	2151
	14	ERF	–	–	–	277722-5	•Glödlampa	•Bulb			BA15S 12V 15W	2160
x	15	ERF	–	–	–	965828-7	•Glödlampa	•Bulb			(277707)	2170
											BA15S 12V 5W	2171
	16	4	–	–	–	677617-3	•Skruv	•Screw				
	17	4	–	–	–	677616-5	•Gummibricka	•Rubber washer				2190
	18	4	–	–	–	950020-8	Skruv	Screw				2200
x	19	4	–	–	–	946813-3	Låsbricka	Lock washer			(941738)	2210
	20	1	–	–	–	677746-0	Nummerskyltsbelysning	Number plate illumination				2220
	21	2	–	–	–	677701-5	•Glas	•Lens				2230
	22	2	–	–	–	677702-3	•Tätning	•Seal				2240
x	23	2	–	–	–	965831-1	•Glödlampa	•Bulb			(277713)	2250
		–	–	–	–						S8 12V 5W	2251
	24	2	–	–	–	956061-6	•Skruv	•Screw				2260
	25	1	–	–	–	677456-6	Mellanlägg	Spacer				2270
	26	3	–	–	–	950011-7	Skruv	Screw				2280
	27	3	–	–	–	955945-1	Låsbricka	Lock washer				2290
	28	2	–	–	–	682774-5	Sidoreflex, röd	Reflector, red			142 USA CAN CH–112399.	2300
											144 USA CAN CH–138699.	2310
	29	2	–	–	–	682778-6	Packning	Packing			(673244)	2320
											142 USA CAN CH–112399	2321
	30	2	–	–	–	106902-0	Skruv	Screw		8	142 USA CAN CH–112399	2330
											144 USA CAN CH–138699	2331
											(943106)	2332
	31	2	–	–	–	955123-5	Skruv	Screw			142 USA CAN CH–112399	2340
											144 USA CAN CH–138699	
											(190896)	2342
	32	2	–	–	–	682774-5	Glas, röd	Lens, red			)	2350
	33	2	–	–	–	682775-2	Hus	Housing			)	2360
	34	2	–	–	–	682777-8	Sarg	Frame			)	2370
	35	2	–	–	–	682778-6	Underlägg	Spacer			)142 USA CAN CH 12400–	2380
	36	2	–	–	–	667903-9	Bricka	Washer		8	)144 USA CAN CH138700–	
	37	4	–	–	–	950003-4	Skruv	Screw			)	2400
	38	4	–	–	–	955120-1	Skruv	Screw			)	2410
x	39	2	–	–	–	965828-7	Glödlampa	Bulb			(277707)	2420
											BA15S 12V 5W	2421
	40	1	–	–	–	684043-3	Kåpa, V	Casing, L			)	2430
	41	2	–	–	–	681448-7	Motor–och bagagerums–belysning	Engine and luggage illumination			SPEC UTF 1550,1552,1600,	2440
											1602,1603,1604,1606,1636	2450
											1654,1712,	2460
	42	4	–	–	–	950004-2	Skruv	Screw			SPEC UTF 1550,1552,1600,	2470
											1602,1603,1604,1606,1636	2480
											1654,1712,	2490
	43	4	–	–	–	940119-1	Mutter	Nut			SPEC UTF 1550,1552,1600,	2500
											1602,1603,1604,1606,1636	2510
											1654,1712,	2520

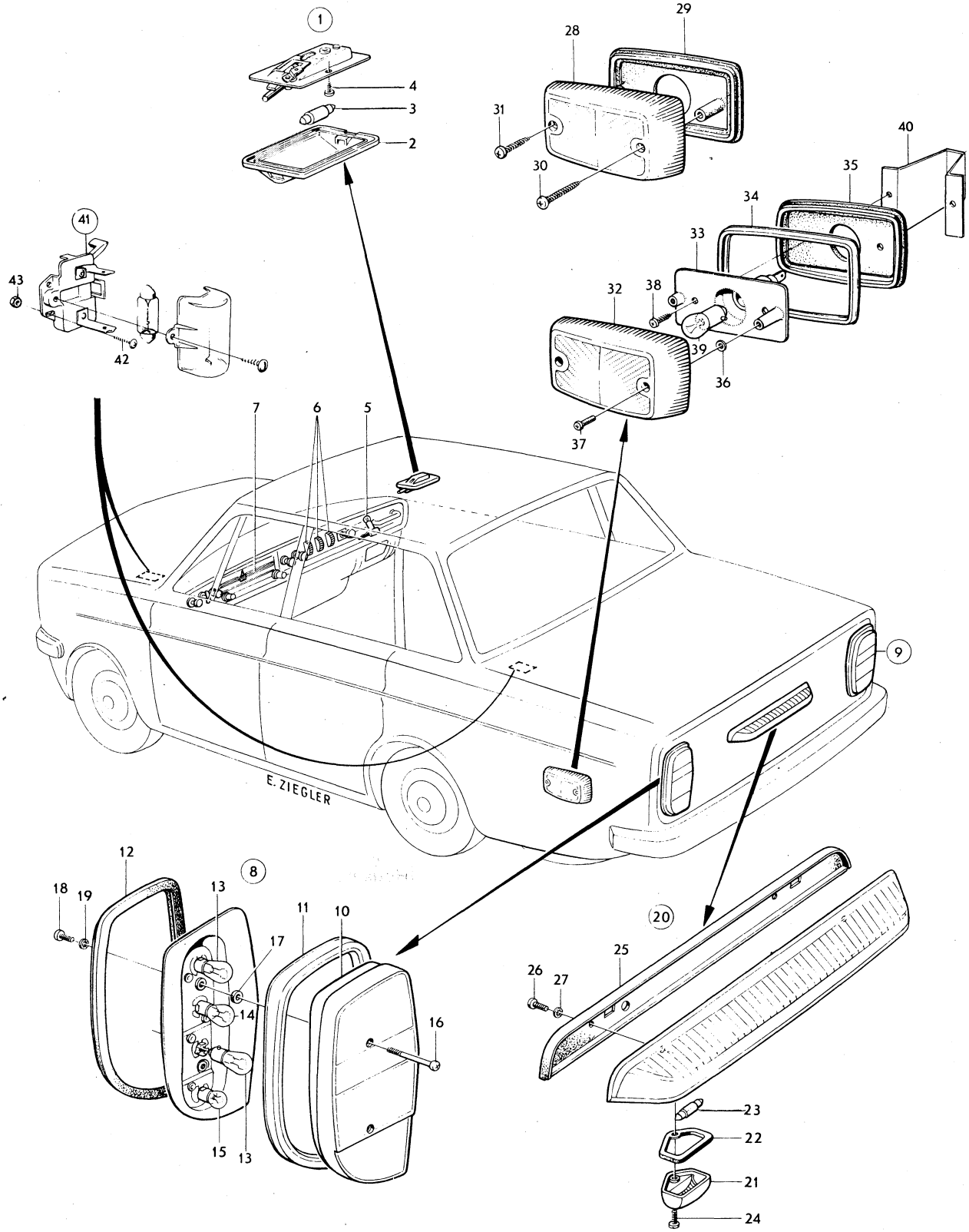

VOLVO
KA 8340

Sida Page	Grupp Group	Belysningsutrustning, inre och bakre	Lighting equipment interior and rear	Illustration	0750
50	3	145	145	10848 1979–11	

	Pos. Fig.	Antal/Quantity				Artikel nr Part No	Benämning	Description	Sats Kit	BPSR	Anmärkning Notes	
x	1	1	–	–	–	1214960-5	Innerbelysning, främre	Courtesy lamp, front			(677427)	1010
	2	1	–	–	–	677430-1	•Glas	•Lens				1020
	3	1	–	–	–	277715-9	Glödlampa	Bulb			S8 12V 10W	1030
	4	2	–	–	–	955118-5	Skruv	Screw				1040
x	5	1	–	–	–	1214960-5	Innerbelysning, bakre	Courtesy lamp, rear			(677427)	1050
	6	1	–	–	–	677430-1	•Glas	•Lens				1060
	7	1	–	–	–	277715-9	Glödlampa	Bulb			S8 12V 10W	1070
	8	1	–	–	–	955118-5	Skruv	Screw				1080
	9	–	–	–	–		Handskfacksbelysning	Glowe box illumination			SE SIDA 74, 2-D03	1090
	10	–	–	–	–		Belysning, värmereglage	Lighting, heat control			SE GRUPP 9	1100
	11	–	–	–	–		Instrumentbelysning	Instrument lighting			SE SIDA 90, 2-D19	1120
	12	1	–	–	–		Stopp–och baklykta, V	Stop and tail lamp, L		8	EXCL USA CAN CH 5749– ERS AV 683520, 680485	1130 1140
		1	–	–	–	681617-7	Stopp–och baklykta, V	Stop and tail lamp, L			USA CAN CH–30899	1150
		1	–	–	–		Stopp–och baklykta, V	Stop and tail lamp, L		8	USA CAN CH 30900– ERS AV 683514, 680485	1160 1
	13	1	–	–	–		Stopp–och baklykta, H	Stop and tail lamp, R		8	EXCL USA CAN CH 5749– ERS AV 683521, 680485	1 1180
		1	–	–	–	681618-5	Stopp–och baklykta, H	Stop and tail lamp, R			USA CAN CH–30899.	1190
		1	–	–	–		Stopp–och baklykta, H	Stop and tail lamp, R		8	USA CAN CH 30900–. ERS AV 683515, 680486	1200 1201
	14	1	–	–	–	683520-1	•Glas, V	•Lens, L			EXCL USA CAN CH 5749– (680481)	1210 1220
		1	–	–	–	681442-0	•Glas, V	•Lens, L			USA CAN CH–30899.	1230
		1	–	–	–	683514-4	•Glas, V	•Lens, L			USA CAN CH 30900–.	1240
		1	–	–	–	683521-9	•Glas, H	•Lens, R			EXCL USA CAN CH 5749– (680482)	1250 1260
		1	–	–	–	681443-8	•Glas, H	•Lens, R			18) USA CAN	1265
x		1	–	–	–	683515-1	•Glas, H	•Lens, R			19) USA CAN	1270
	14a	1	–	–	–	680485-0	•Hållare, V	•Retainer, L				1271
		1	–	–	–	680486-8	•Hållare, H	•Retainer, R				1272
	15	2	–	–	–	680488-4	••Tätning	••Seal				1280
	16	2	–	–	–	677617-3	•Skruv	•Screw			L 52	1290
		4	–	–	–	956066-5	•Skruv	•Screw			L 25	1300
	17	3	–	–	–	677616-5	•Gummibricka	•Rubber washer				1310
x	18	6	–	–	–	965826-1	Glödlampa	Bulb			BA15S 12V 32CP	1320
x	19	2	–	–	–	965828-7	Glödlampa	Bulb			BA15S 12V 15W	1
		2	–	–	–	277754-8	Glödlampa, gul	Bulb, yellow			SPEC UTF 5648 BA15S 12V 32CP	1 1332
	20	8	–	–	–	955138-3	Skruv	Screw				1340
x	21	2	–	–	–	1215324-3	Nummerplåtsbelysning	Number plate illumination				1350
	22	2	–	–	–	678529-9	•Tätning	•Seal				1360
x	23	2	–	–	–	965831-1	Glödlampa	Bulb			S8 12V 5W	1
	24	2	–	–	–	682774-5	Glas, röd	Lens, red			)	1
	25	2	–	–	–	682775-2	Hus	Housing			)	1390
	26	2	–	–	–	682777-8	Sarg	Frame			)	1400
	27	2	–	–	–	682778-6	Underlägg	Spacer			)	1410
	28	4	–	–	–	677616-5	Bricka	Washer			)USA CAN CH 30900–.	1420
	29	4	–	–	–	950003-4	Skruv	Screw			)	1430
	30	4	–	–	–	955119-3	Skruv	Screw			)	1440
x	31	2	–	–	–	965828-7	Glödlampa	Bulb,			)	1450
	32	1	–	–	–	684043-3	Kåpa, V	Casing, L			)	1460
	33	1	–	–	–	681448-7	Motorumsbelysning	Engine illumination			SPEC UTF 1556,1582, 1589,1601,1605,1647, 1648, 1713, 1714, 1715	1470 1480 1490
	34	2	–	–	–	950004-2	Skruv	Screw			SPEC UTF 1556,1582, 1589,1601,1605,1647, 1648, 1713, 1714, 1715	1500 1510 1520

18. 142 CH–112399. 144 CH–138699. 145 CH –30899.
19. 142 CH 112400–. 144 CH 138700–. 145 CH 30900–.

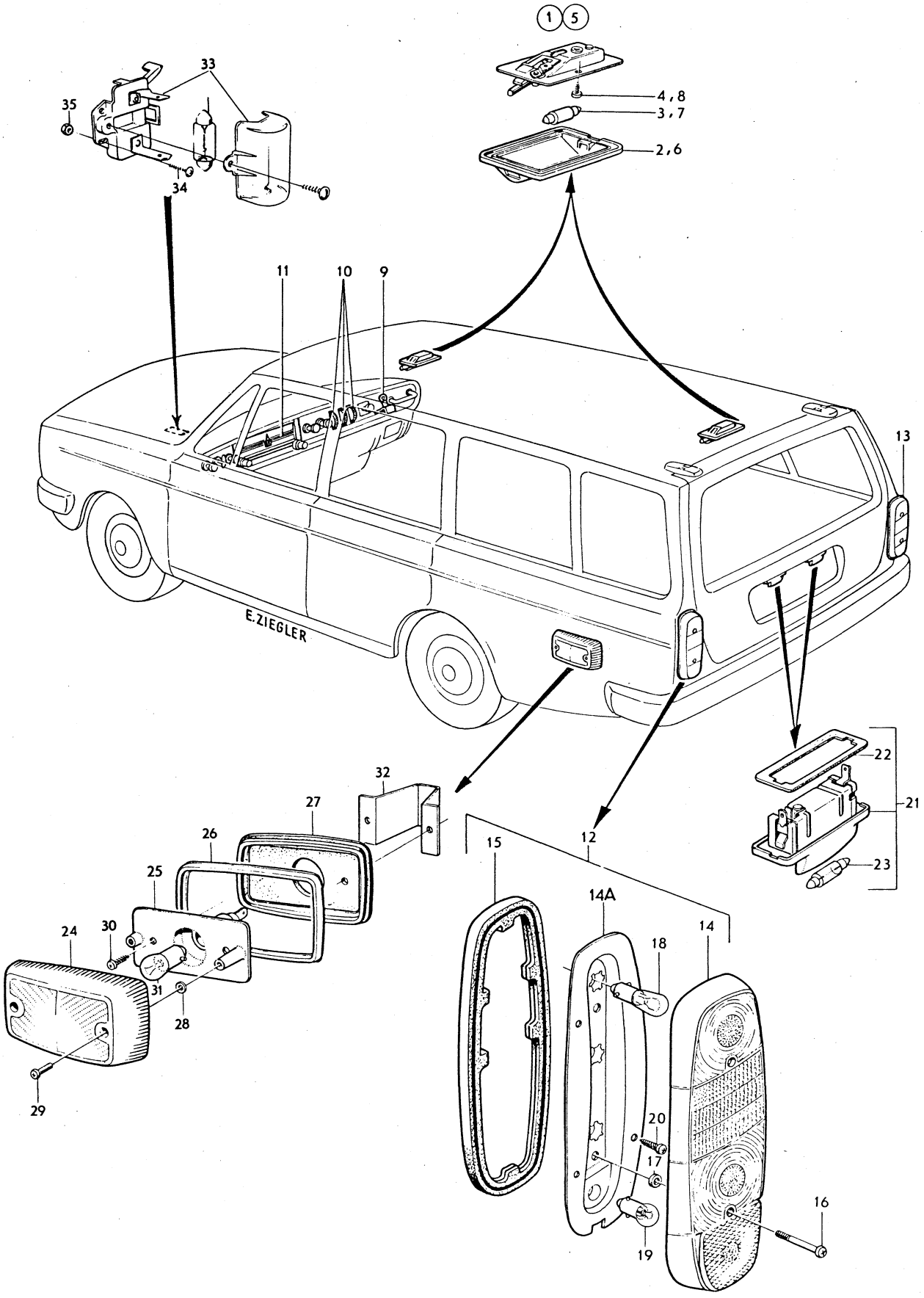

VOLVO PARTS
1 030 10848

Sida Page	Grupp Group	Belysningsutrustning, inre och bakre	Lighting equipment interior and rear	Illustration	0750
52	3	145	145	10848 1979–11	

Pos. Fig.	Antal/Quantity				Artikel nr Part No	Benämning	Description	Sats Kit	B P S R	Anmärkning Notes	
35	2	–	–	–	940019-3	Mutter	Nut		8	SPEC UTF 1556,1582 1589, 1601, 1605, 1647, 1648, 1713, 1714, 1715	1530 1540 1550

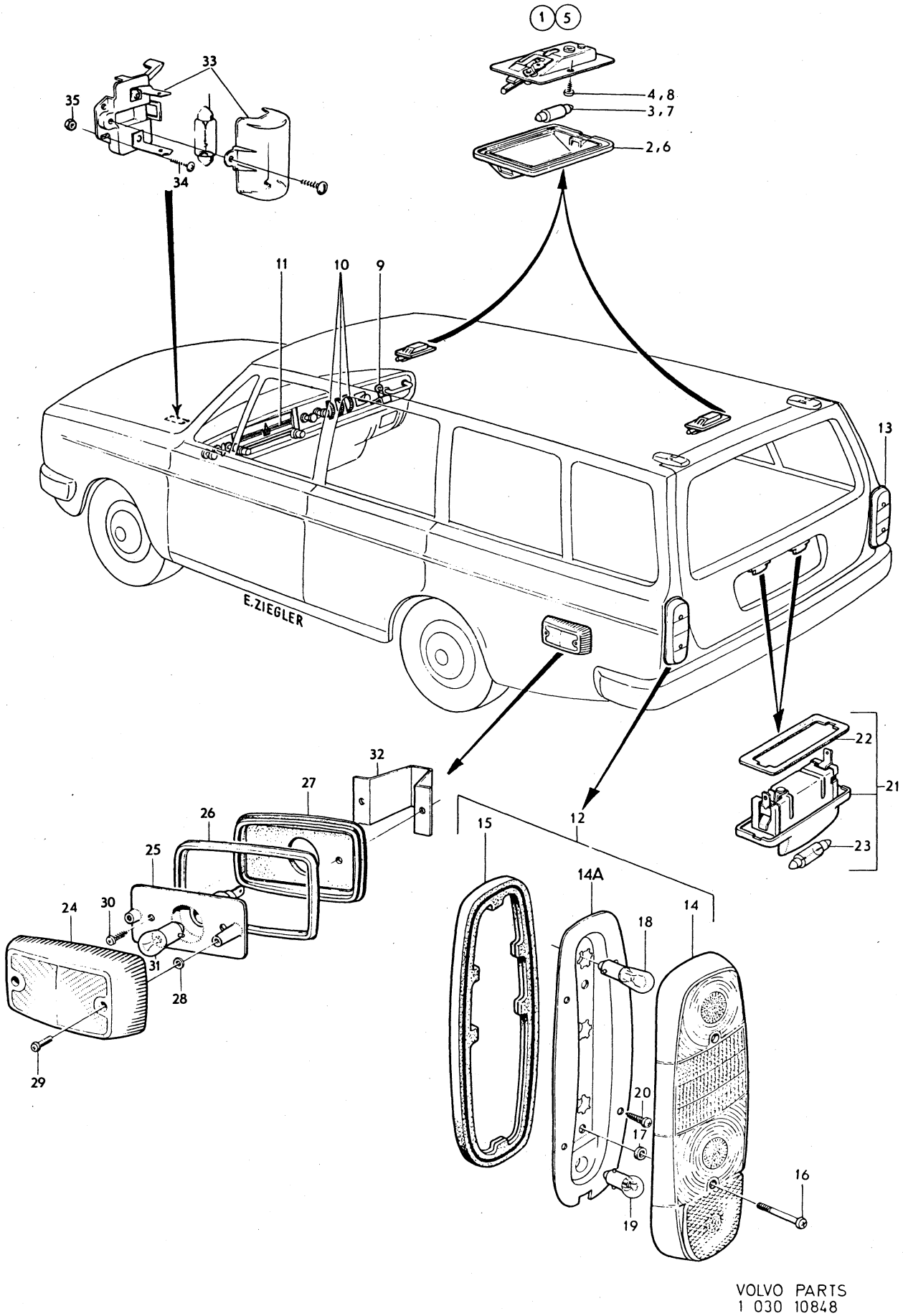

VOLVO PARTS
1 030 10848

Sida / Page 54 | Grupp / Group 3 | Signalutrustning / Signal equipment | Illustration 9124 1979–11 | 0800

Pos. Fig.	Antal/Quantity				Artikel nr Part No	Benämning	Description	Sats Kit	BPSR	Anmärkning Notes	
1	1	–	–	–	678840-0	Signalhorn	Horn		8	21) EXCL FAV, 145 HT	0040
x	1	–	–	–	1258717-6	Signalhorn	Horn			22) (683927)	0060
										EXCL 145 HT	0080
x 2	1	–	–	–	1258716-8	Signalhorn	Horn			(687748) EXCL FAV	0100
										145 HT	0120
x 3	1	–	–	–	1212982-1	Signalhorn	Horn			21) (240990) FAV,	0140
										145 HT	0160
4	1	–	–	–	955523-6	Skruv	Screw			21) EXCL FAV, 145 HT	0180
	1	–	–	–	955523-6	Skruv	Screw			22) EXCL 145 HT	0200
5	2	–	–	–	955921-2	Fjädrande bricka	Resilient washer			21) EXCL FAV, 145 HT	0220
6	2	–	–	–	941907-8	Fjädrande bricka	Recilient washer			22) EXCL 145 HT	0[illegible]
7	2	–	–	–	955826-3	Mutter	Nut			16,21)	0[illegible]
8	1	–	–	–	684488-0	Konsol	Bracket			17,21) EXCL FAV,	0280
										145 HT (672850)	0300
9	1	–	–	–	688366-4	Konsol	Bracket			22) EXCL 145 HT	0320
10	1	–	–	–	671085-9	Konsol	Bracket			21) FAV, INCL 145 HT	0340
11	1	–	–	–	955534-3	Skruv	Screw			21) EXCL FAV, 145 HT	0360
12	2	–	–	–	943909-2	Skruv	Screw			22) EXCL 145 HT	[illegible]
13	1	–	–	–	942336-9	Fjädrande bricka	Reselient washer			17) EXCL FAV, 145 HT.	0400
										22) EXCL 145 HT	0420
14	1	–	–	–	940097-9	Bricka	Washer			17,21) EXCL FAV, 145 HT	0440
										145 HT	0460
15	1	–	–	–	955782-8	Mutter	Nut			21) FAV, INCL 145 HT	0480
16	1	–	–	–	940098-7	Skruv	Screw			21) FAV, INCL 145 HT	0500
17	1	–	–	–	940109-2	Bricka	Washer			21) FAV, INCL 145 HT	0520
18	1	–	–	–	955827-1	Mutter	Nut			21) FAV, INCL 145 HT	0540
18a	1	–	–	–		Ratt	Steering wheel			26) SE GRUPP 6	0560
	1	–	–	–		Ratt, kmpl	Steering wheel, cpl			27) SE GRUPP 6	0580
19	1	–	–	–	685246-1	Signalring	Horn ring			26) (684689), INCL	0600
										SPEC UTF 5420	0620
19a	1	–	–	–	685249-5	Emblem	Emblem			26) (684689), INCL	0640
										SPEC UTF 5420	0660
19b	2	–	–	–	941905-2	Fjädrande bricka	Reselient washer			26) INCL SPEC UTF 5420	0680
19c	2	–	–	–	940092-0	Mutter	Nut			26) INCL SPEC UTF 5420	0700
20	1	–	–	–	676228-0	Hållare	Retainer			144 CH–7113	0720
	1	–	–	–	679756-7	Hållare	Retainer			142 CH–249929, 144	0740
										CH 7114–263069,	0760
										145 CH–103379	0780
21	1	–	–	–	676220-7	Kontaktbricka, övre	Contact washer, upper			)	[illegible]
22	1	–	–	–	676221-5	Kontaktbricka, nedre	Contact washer, lower			)	0820
23	6	–	–	–	676223-1	Bussning	Bushing			)142 CH–249929.	0840
24	3	–	–	–	676222-3	Bricka	Washer			)144 CH–263069.	0860
25	3	–	–	–	676224-9	Fjäder	Spring			)145 CH–103379.	0880
26	2	–	–	–	955119-3	Skruv	Screw			)	0900
27	3	–	–	–	942207-2	Låsmutter	Lock nut			)	[illegible]

16. 142 CH –52899. 144 CH –89799. 145 CH –9199.
17. 142 CH 52900–. 144 CH 89800–. 145 CH 9200–.
21. 142 CH –178959. 144 CH –194139. 145 CH –61599.
22. 142 CH 178960–. 144 CH 194140–. 145 CH 61600–.
26. 142 CH –249929. 144 CH –263069. 145 CH –103379.
27. 142 CH 249930–. 144 CH 263070–. 145 CH 103380–.

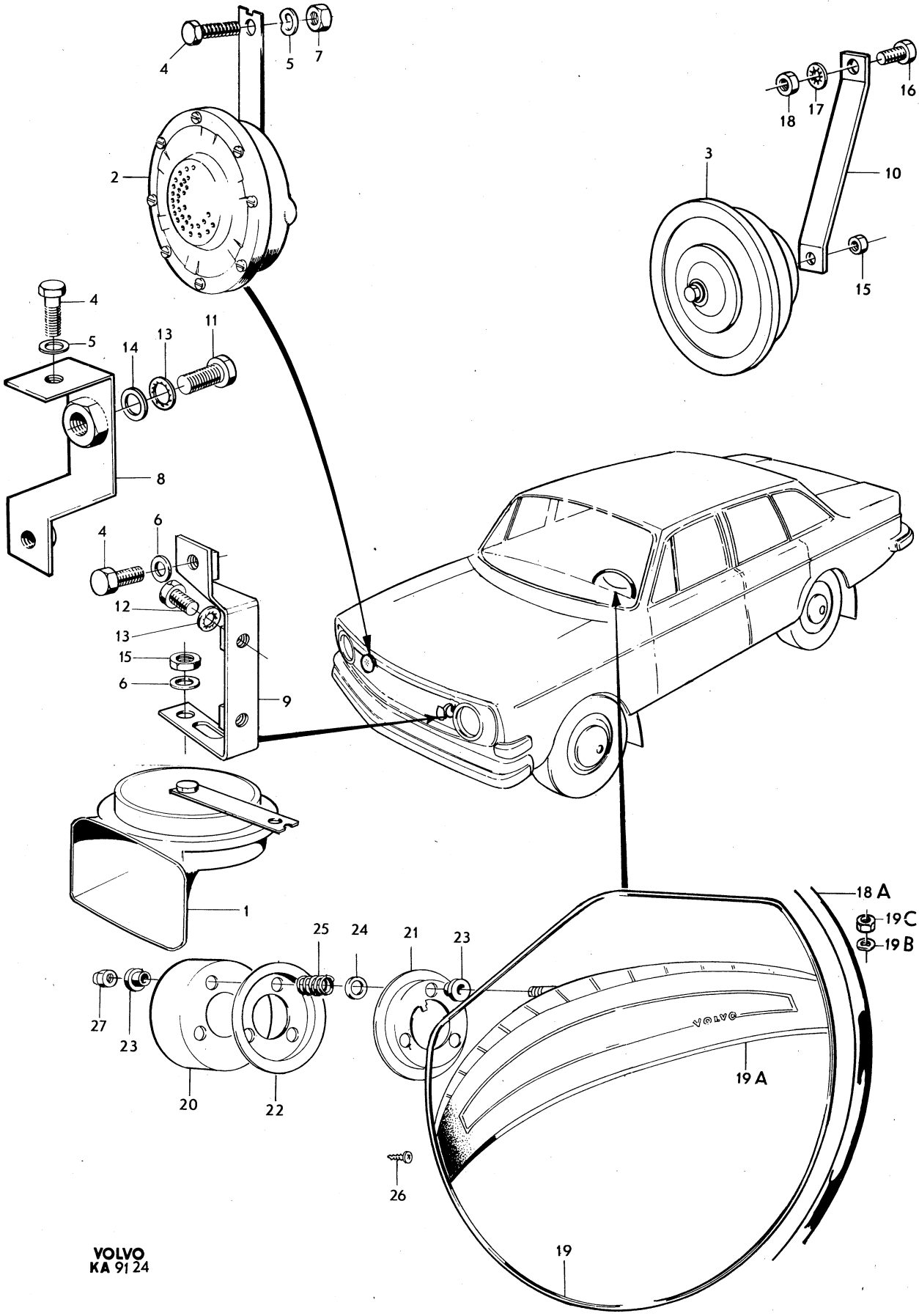

VOLVO
KA 91 24

Sida Page	Grupp Group	Torkare vindruta SWF	Windscreen wipers SWF	Illustration	0850
56	3			6651 1979–11	

Pos. Fig.	Antal/Quantity				Artikel nr Part No	Benämning	Description	Sats Kit	B P S R	Anmärkning Notes	
1	1	–	–	–		Vindrutetorkare	Windscreen wiper			ERSATT AV 1ST 680480–1	1010 1020
2	1	–	–	–	676188-6	•Vindrutetorkarmotor	•Windscreen wiper motor				1030
	–	–	–	–		Det se sida 60, 2-C13	Comps page 60, 2-C13				1040
3	1	–	–	–	676189-4	•Vevarm	•Arm				1050
4	1	–	–	–	955892-5	•Bricka	•Washer				1060
5	1	–	–	–	955781-0	•Mutter	•Nut				1070
6	3	–	–	–	677987-0	•Skruv	•Screw				1080
7	3	–	–	–	192287-1	•Bricka	•Washer			TID UTF	1090
	3	–	–	–	955893-3	•Bricka	•Washer			SEN UTF	1100
8	3	–	–	–	955894-1	•Bricka	•Washer				1
9	1	–	–	–	677985-4	•Drivlänk, V	•Drive link, L				1
10	1	–	–	–	677986-2	•Drivlänk, H	•Drive link, R				1130
11	2	–	–	–	677984-7	•Torkararmslager	•Wiper arm bearing			TID UTF	1140
	1	–	–	–	677984-7	•Torkararmslager, H	•Wiper arm bearing, R			SEN UTF	1150
	1	–	–	–	1211201-7	•Torkararmslager, V	•Wiper arm bearing, L			(680763)	1160
11a	1	–	–	–	940155-5	•Låsbricka	•Lock washer				1
12	8	–	–	–	907966-6	•Nit	•Rivet				1
13	2	–	–	–	676766-9	Packning	Gasket				1190
14	2	–	–	–	676662-0	Tätning	Seal				1200
15	5	–	–	–	942624-8	Skruv	Screw				1210
16	1	–	–	–	955949-3	Låsbricka	Lock washer				1220
x 17	1	–	–	–	685862-5	Torkararm, V	Wiper arm, L			VST (682001)	1230
x	1	–	–	–	685862-5	Torkararm, V	Wiper arm, L			HST (682001)	1240
x	1	–	–	–	685861-7	Torkararm, H	Wiper arm, R			10) VST (680975)	1250
	1	–	–	–	682002-1	Torkararm, H	Wiper arm, R			HST	1260
18	1	–	–	–	680039-5	Torkarblad, V	Wiper blade, L			10) (679750)	1270
	1	–	–	–	680038-7	Torkarblad, H	Wiper blade, R			9) (677992)	1280
	1	–	–	–	680038-7	Torkarblad, H	Wiper blade, R			10)	1290
	–	–	–	–		•Gummiblad	•Rubber blade				1300
19	2	–	–	–	681207-7	Gummiblad	Rubber blade				1310
	1	–	–	–		•Gummiblad	•Rubber blade		8		1320

9. Högglanspolerat utförande. Bright. Brillant. Hochglanzpulierte Ausführung. Ejecuci ̈n pulida al brillo.
10. Matterat utförande. Matt. Mat. Mattierte Ausführung. Ejecuci ̈n opaca.

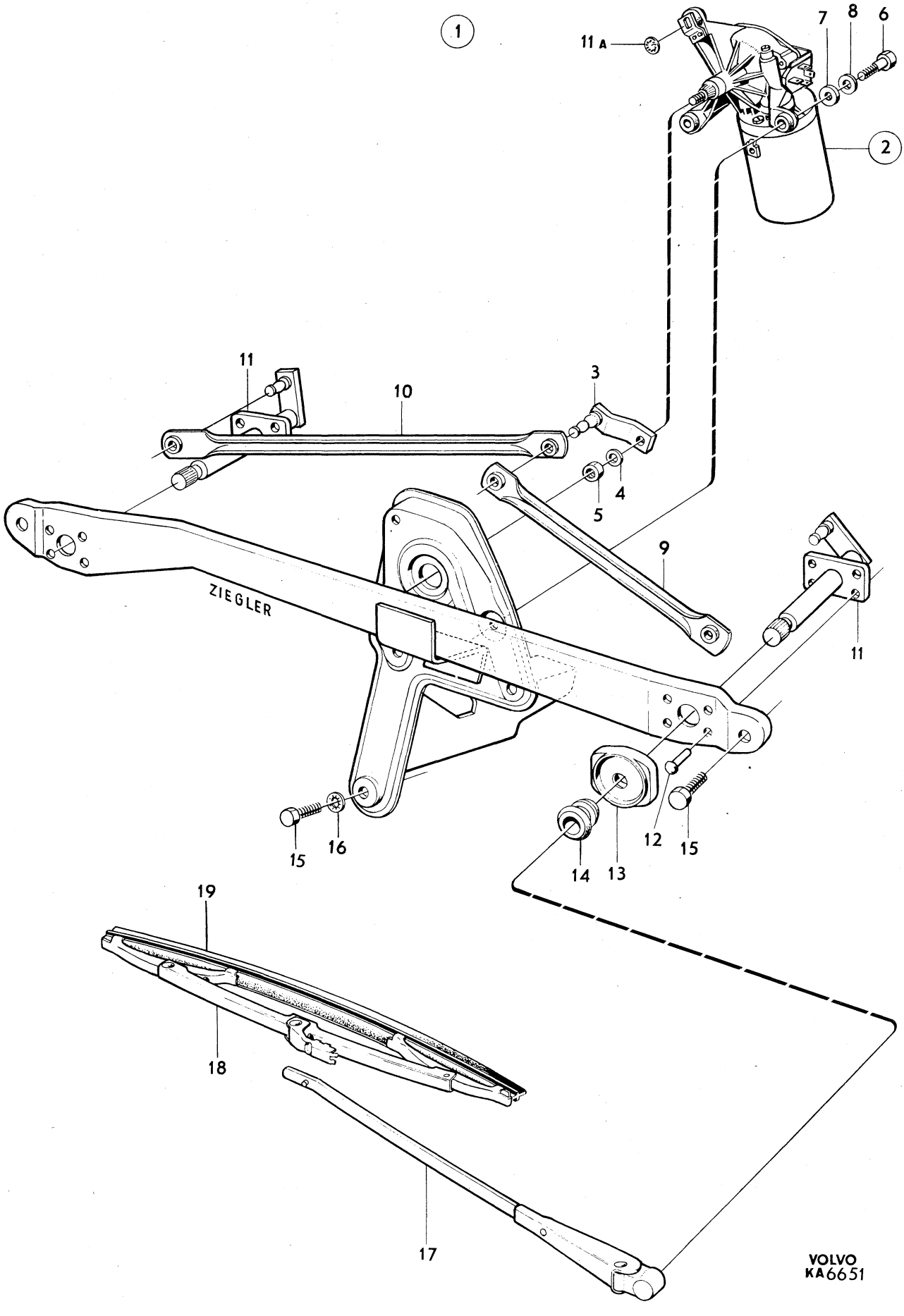
1
11 A
7
8
6
2
11
10
3
5
4
9
ZIEGLER
11
15
16
12
15
14
13
19
18
17
VOLVO
KA6651

Sida Page	Grupp Group	Torkare vindruta Elektrolux	Windscreen wipers Elektrolux	Illustration 6689 1979–11	0900
58	3				

	Pos. Fig.	Antal/Quantity				Artikel nr Part No	Benämning	Description	Sats Kit	B P S R	Anmärkning Notes	
	1	1	–	–	–	1211191-0	Vindrutetorkare	Windscreen wiper			(680480)	1010
	2	1	–	–	–	681473-5	•Vindrutetorkarmotor	•Windscreen wiper motor				1020
		3	–	–	–	671921-5	••Borsthållare	••Brush retainer				1030
		3	–	–	–	671922-3	••Elborste	••Carbon brush				1040
		2	–	–	–	671923-1	••Fjäder	••Spring				1050
		3	–	–	–	671924-9	••Gummihylsa	••Rubber sleeve		8		1060
	3	1	–	–	–	681474-3	•Vevarm	•Arm				1070
	4	1	–	–	–	955274-6	•Skruv	•Screw				1080
	5	1	–	–	–	955781-0	•Mutter	•Nut				1090
	6	3	–	–	–	681476-8	•Bussning	•Bushing				1100
	7	1	–	–	–	1211202-5	•Torkararmslager, V	•Wiper arm bearing, L			(681469)	1110
	8	1	–	–	–	681470-1	•Torkararmslager, H	•Wiper arm bearing, R				1120
	9	2	–	–	–	681471-9	•Drivlänk	•Drive link				1130
	10	3	–	–	–	681472-7	•Fjäderbricka	•Spring washer				1140
	11	3	–	–	–	955895-8	•Bricka	•Washer				1150
	12	1	–	–	–	942915-0	•Spårryttare	•Washer			(671914)	1160
	13	2	–	–	–	955964-2	•Låsring	•Lock ring				1170
	14	3	–	–	–	677987-0	•Skruv	•Screw				1180
	15	3	–	–	–	955893-3	•Bricka	•Washer				1190
	16	3	–	–	–	955894-1	•Bricka	•Washer				1200
	17	2	–	–	–	676766-9	Packning	Gasket				1210
	18	2	–	–	–	676662-0	Tätning	Seal				1220
	19	5	–	–	–	942624-8	Skruv	Screw				1230
x	20	1	–	–	–	685862-5	Torkararm, V	Wiper arm, L			VST (682001)	1240
x		1	–	–	–	685862-5	Torkararm, V	Wiper arm, L			HST (682001)	1250
x		1	–	–	–	685861-7	Torkararm, H	Wiper arm, R			10) VST (680975)	1260
		1	–	–	–	682002-1	Torkararm, H	Wiper arm, R			HST	1270
	21	1	–	–	–	680039-5	Torkarblad, V	Wiper blade, L				1280
		1	–	–	–	680038-7	Torkarblad, H	Wiper blade, R				1290
		1	–	–	–		•Gummiblad	•Rubber blade				1300
	22	2	–	–	–	681207-7	Gummibladsats	Rubber blade kit				1310
		1	–	–	–		•Gummiblad	•Rubber blade		8		1320

10. Matterat utförande. Matt. Mat. Mattierte Ausführung. Ejecución opaca.

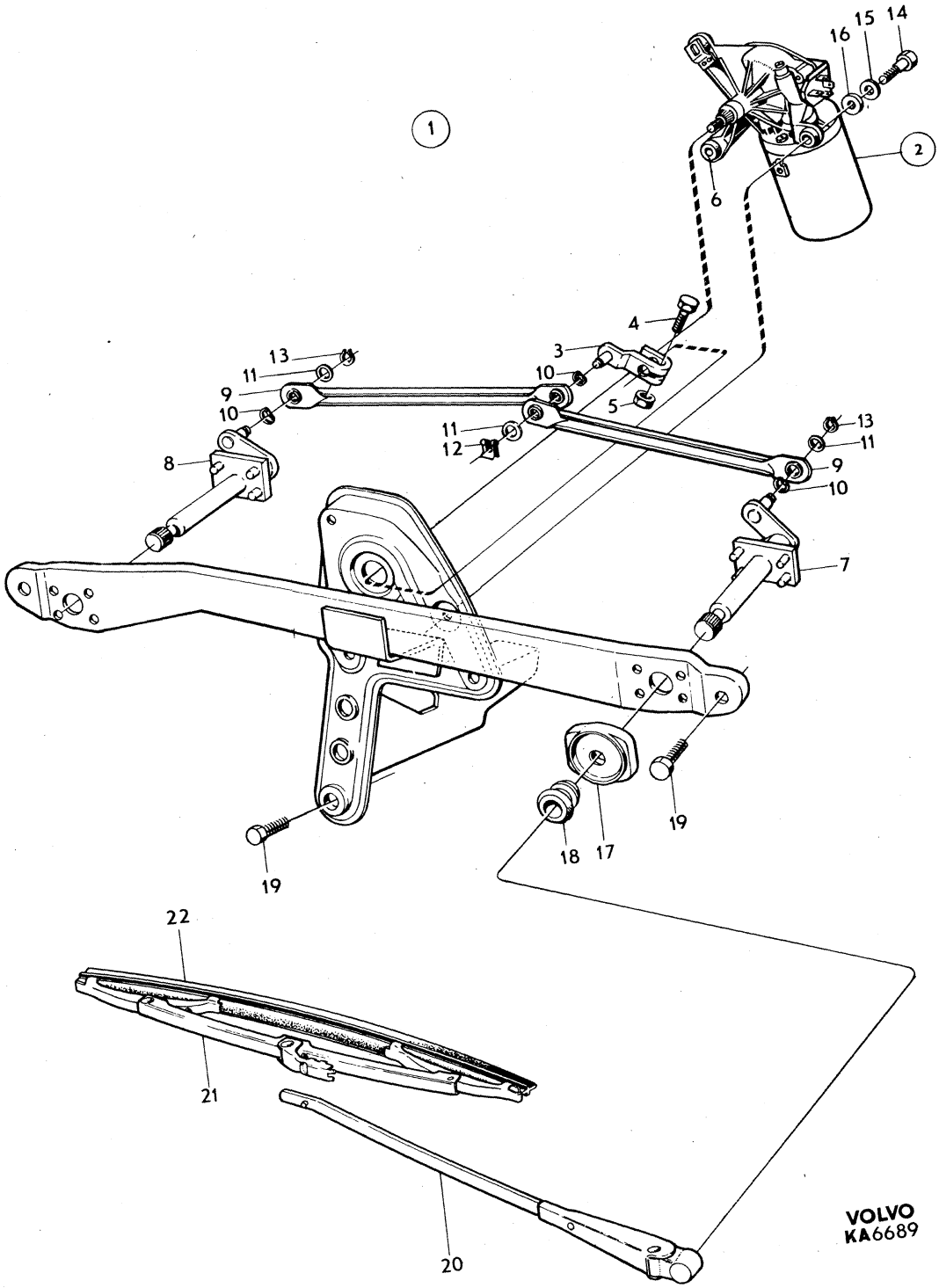
1
2
3
4
5
6
7
8
9
10
11
12
13
14
15
16
17
18
19
20
21
22
VOLVO
KA6689

Sida Page	Grupp Group	Vindrutetorkarmotor 676188	Windscreen wiper motor 676188	Illustration 8327 1979–11	0950
60	3				

Pos. Fig.	Antal/Quantity				Artikel nr Part No	Benämning	Description	Sats Kit	BPSR	Anmärkning Notes	
1	1	–	–	–	676188-6	Vindrutetorkarmotor	Windscreen wiper motor				1010
2	1	–	–	–		•Hus	•Housing		8		1020
3	1	–	–	–	679305-3	•Rotor	•Rotor				1030
4	1	–	–	–	662880-4	•Kona	•Fitting		8		1040
5	1	–	–	–	667876-7	•Kona	•Fitting		8		1050
6	1	–	–	–		•Lagersköld	•End frame		8		1060
7	1	–	–	–	679306-1	••Hållare	••Retainer		8		1070
8	2	–	–	–	679307-9	•••Elborste	•••Carbon brush				1080
9	1	–	–	–	679308-7	••Elborste	••Carbon brush				1090
10	1	–	–	–	679309-5	••Skruv	••Screw		8		1100
11	3	–	–	–	679310-3	••Gummihållare	••Rubber retainer		8		10
12	3	–	–	–	661907-6	•Fjäder	•Spring				1120
13	1	–	–	–	661912-6	•Kåpa	•Casing		8		1130
13a	1	–	–	–	340658-4	•Justerskruv	•Adjuster screw				1140
14	3	–	–	–	676185-2	•Gummibussning	•Rubber bushing				1150
15	1	–	–	–	679311-1	•Kuggdrev	•Gear				1160
16	1	–	–	–		••Kula	••Ball		8		70
17	1	–	–	–	661911-8	•Bricka	•Washer				80
18	1	–	–	–		•Lock	•Cover		8		1190
19	1	–	–	–	679312-9	•Justerskruv	•Adjuster screw		8		1200
20	1	–	–	–	955780-2	•Mutter	•Nut				1210
21	1	–	–	–	679313-7	•Packning	•Packing		8		1220
22	1	–	–	–	679314-5	•Kontaktplatta	•Contact plate				1230
23	5	–	–	–	956060-8	•Skruv	•Svrew				1240
24	5	–	–	–	955945-1	•Låsbricka	•Lock washer				1250
25	2	–	–	–	679315-2	•Skruv	•Screw		8		1260
26	2	–	–	–	955918-8	•Fjäderbricka	•Spring washer				1270
27	2	–	–	–	679316-0	•Mutter	•Nut		8		1280

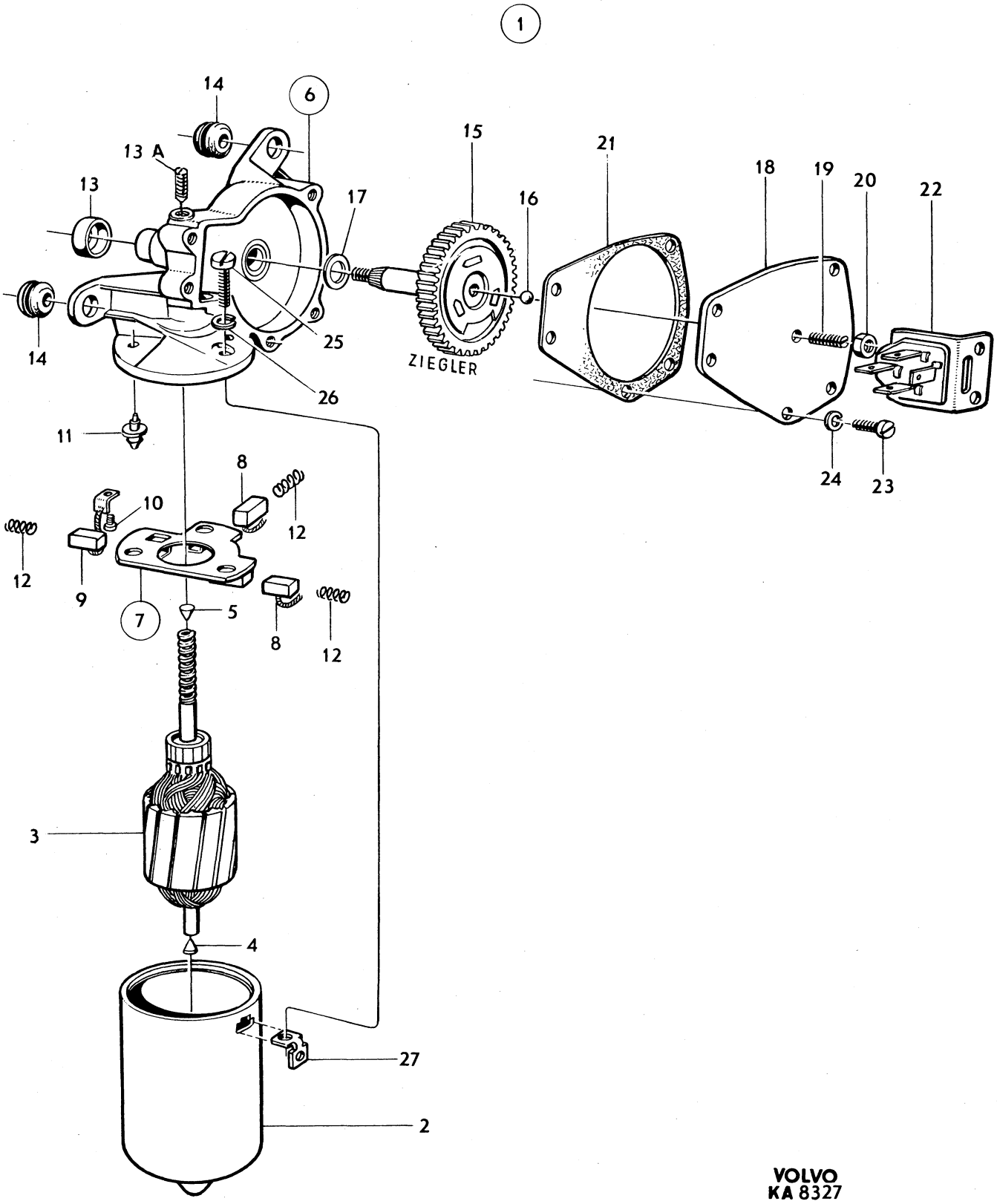

VOLVO
KA 8327

Sida Page	Grupp Group	Vindrutetorkarmotor 145	Windscreen wiper motor 145	Illustration 7631 1979–11	1000
62	3				

Pos. Fig.	Antal/Quantity 325 943	684 999			Artikel nr Part No	Benämning	Description	Sats Kit	BPSR	Anmärkning Notes	
1	1	–	–	–	325943-9	Vindrutetorkarmotor	Windscreen wiper motor				1010
	–	1	–	–	684999-6	Vindrutetorkarmotor	Windscreen wiper motor				1020
2	1	–	–	–		•Hus	•Housing		8		1030
3	1	–	–	–		••Anslutningsbleck	••Connecting tab		8		1040
4	1	–	–	–	190730-2	••Skruv	••Screw				1050
5	1	–	–	–	656278-9	•Kugghjul	•Gear		8		1060
6	1	–	–	–	656279-7	•Bricka	•Washer		8		1070
7	1	–	–	–		•Bricka	•Washer		8	(329051)	1080
8	1	–	–	–	329052-5	•Kugghjul	•Gear		8		1090
9	1	–	–	–	656281-3	•Bricka	•Washer		8		1100
10	1	–	–	–	656282-1	•Lock	•Cover		8		0
11	1	–	–	–	190731-0	•Gummibussning	•Rubber bushing				1120
12	1	–	–	–	656283-9	•Gummibricka	•Rubber washer		8		1130
13	1	–	–	–	190732-8	•Hållare	•Retainer		8		1140
14	1	–	–	–	656284-7	•Mutter	•Nut		8		1150
15	2	–	–	–	658150-8	•Gummibussning	•Rubber bushing				1160
16	2	–	–	–	120901-4	•Gummibricka	•Rubber washer				70
17	2	–	–	–	955894-1	•Bricka	•Washer				80
18	2	–	–	–	955780-2	•Mutter	•Nut				1190
19	1	–	–	–	656286-2	•Packning	•Gasket		8		1200
20	4	–	–	–	190730-2	•Skruv	•Screw				1210
21	1	–	–	–		•Stator	•Stator		8		1220
22	1	–	–	–	329053-3	•Rotor	•Rotor		8		1230
23	1	–	–	–	329054-1	•Borsthållare	•Brush retainer		8		1240
24	2	–	–	–	656289-6	••Elborste	••Carbon brush		8		1250
	–	2	–	–	343192-1	•Elborste	•Carbon brush				1260
25	1	1	–	–	656290-4	•Fjäder	•Spring				1270
26	2	–	–	–	190733-6	•Skruv	•Screw		8		1280
27	2	–	–	–	940121-7	•Låsbricka	•Lock washer				1290
28	1	–	–	–	329046-7	•Kontaktplatta	•Contact plate				1300
29	1	–	–	–		•Isolerremsa	•Insulating strip		8		1310
30	1	–	–	–		•Täckplatta	•Cover plate		8		1320
31	1	–	–	–		•Hållare	•Retainer		8		1330
32	2	–	–	–	659337-0	•Skruv	•Screw		8		1340
33	1	–	–	–		•Kontaktstift	•Contact pin		8		1350
34	1	–	–	–	656291-2	•Förbindningsledning	•Union cable		8		1360
35	1	–	–	–	656292-0	•Kåpa	•Casing		8		1370
36	1	–	–	–	656293-8	•Bygel	•Brace		8		90
37	–	1	–	–	680017-1	•Diod	•Diode				1390

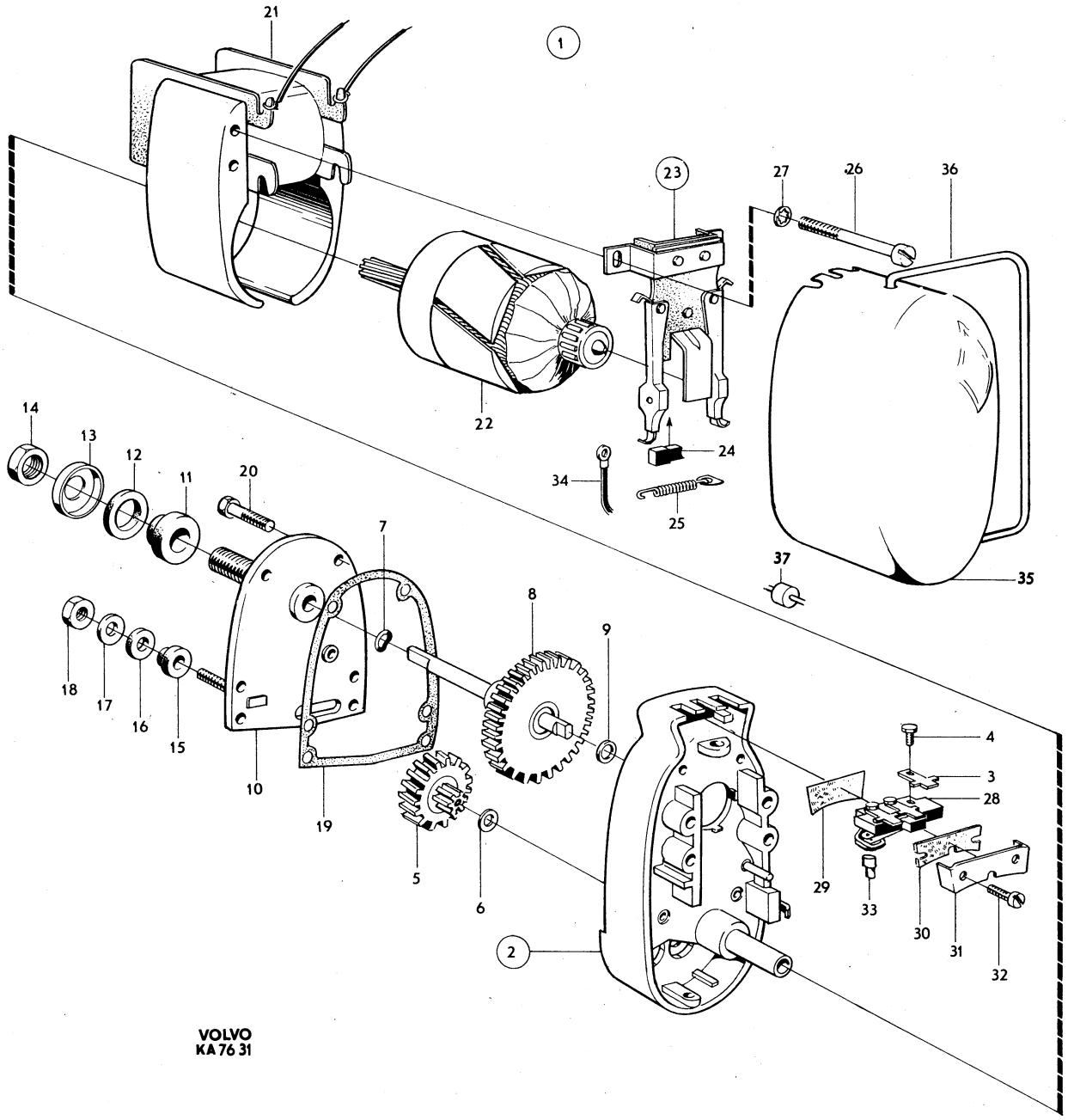

VOLVO
KA 76 31

Sida / Page 64 | Grupp / Group 3 | Vindrutespolare / Windscreen washer | Illustration 1050 | 8357 | 1979–11

Pos. Fig.	Antal/Quantity				Artikel nr Part No	Benämning	Description	Sats Kit	B P S R	Anmärkning Notes	
1	1	–	–	–	671902-5	Vindrutespolare	Windscreen washer		8	MEAB	1010
	–	1	–	–	672629-3	Vindrutespolare	Windscreen washer		8	SWF	1020
2	–	–	1	–	683903-9	Vindrutespolare	Windscreen washer		8	MEAB	1030
										21) 145 NT	1040
	–	–	1	–	688401-9	Vindrutespolare	Windscreen washer		8	MEAB	1050
										22) 145 NT	1060
3	–	–	–	1	686451-6	Vindrutespolare	Windscreen washer		8	SWF	1070
										21) 145 NT	1080
4	1	1	1	1	671723-5	•Vattenbehållare	•Reservoir				1090
5	1	1	–	–	688400-1	•El. motor med pump	•Electric motor with pump			(683846)	1100
6	–	–	1	1	688400-1	•El. motor med pump	•Electric motor with pump			(683846)	1130
7	1	–	–	–	669730-4	••Medbringare	••Companion flange			11)	1140
	1	–	–	–	687252-7	••Medbringare	••Companion flange			13)	1150
	–	1	–	–	686850-9	••Medbringare	••Companion flange		8		1160
8	–	–	1	–	687252-7	••Medbringare	••Companion flange				1170
9	–	–	–	1	688053-8	••Medbringare	••Companion flange		8		1180
10	1	–	–	–	666205-0	••Pump	••Pump			11)	1190
	1	–	–	–	673424-8	••Pump	••Pump			12)	1200
11	–	–	1	–	687251-9	••Pump	••Pump				1210
12	–	1	–	1	681857-9	••Pump	••Pump				1220
13	–	–	1	–	687254-3	••Lock	••Cover				1230
14	–	–	–	1	688054-6	••Lock	••Cover		8		1240
15	–	–	–	2	681858-7	••Skruv	••Screw				1250
16	1	1	1	1	681599-7	Konsol	Bracket			21) VST	1260
	1	1	1	1	678583-6	Konsol	Bracket			22) VST M40 RV	1270
	1	1	1	1	677033-3	Konsol, bakre torkare	Bracket, rear wiper			145	1280
	1	1	1	1	677033-3	Konsol, bakre torkare	Bracket, rear wiper			21) HST	1290
16a	1	1	1	1	687753-4	Korg	Basket			VST GV, VST BW35	1300
	1	1	1	1	347490-5	Korg	Basket			22) HST	1310
17	3	3	3	3	958236-2	Skruv	Screw			21) HST	1320
	3	3	3	3	190665-0	Skruv	Screw			22) HST	1330
	3	3	3	3	955138-3	Skruv	Screw			22) B20E EXCL USA CAN	1340
	3	3	3	3	190665-0	Skruv	Screw			22) GV VST	1350
	3	3	3	3	955138-3	Skruv	Screw			22) RV VST	1360
18	ERF	ERF	–	–	943727-8	Slang	Hose			142 CH–124631	1370
										144 CH–148706	1380
										145 CH–35864 (192581)	1390
19	ERF	ERF	–	–	943653-6	Klammer	Clamp			142 CH–124631	1400
										144 CH–148706	1410
										145 CH–35864 (192581)	1420
	–	–	–	–	951188-2	Klammer	Clamp			22) B20E EXCL USA CAN	1430
	–	–	–	–	943746-8	Klammer	Clamp			22) B20E USA CAN	1440
20	–	–	450	450	943727-8	Slang	Hose			22)	1450
	1225	1225	–	–	943727-8	Slang	Hose			VST. 142 CH–124631	1460
										144 CH–148706	1470
										145 CH–35864 (192581)	1480
	–	–	1400	1400	943727-8	Slang	Hose			21) VST 142 CH 124631–,	1490
										144 CH 148707–,	1500
										145 CH 35865– (192581)	1510

11. För motor märkt " Maskin Elektro AB". For motors marked " Maskin Elektro AB". Pour lave–glace équipé du moteur portant la marque " Maskin Elektro AB". Für Scheibenspüler mit Motor, "maskin Elektro AB". Para lavaparabrisas con motor marcado " Maskin Elektro AB".
12. För motor märkt 9090. For motors marked "9090". Pour lave–glace équipé moteur portant la marque 9090. Für Scheibenspüler mit Motor, Fabrikat 9090 Para lavaparabrisas con motor marcado "9090".
13. För motor märkt SWF NRGM400817. For motors marked SWF NRGM400817. Pour lave–glace équipé du moteur portant la marque SWF NRGM400817. Für Scheibenspüler mit Motor, Fabrikat SWF NRGM400817. Para lavabrisas con motor marcado SWF NRGM400817.
21. 142 CH –178959. 144 CH –194139. 145 CH –61599.
22. 142 CH 178960–. 144 CH 194140–. 145 CH 61600–.

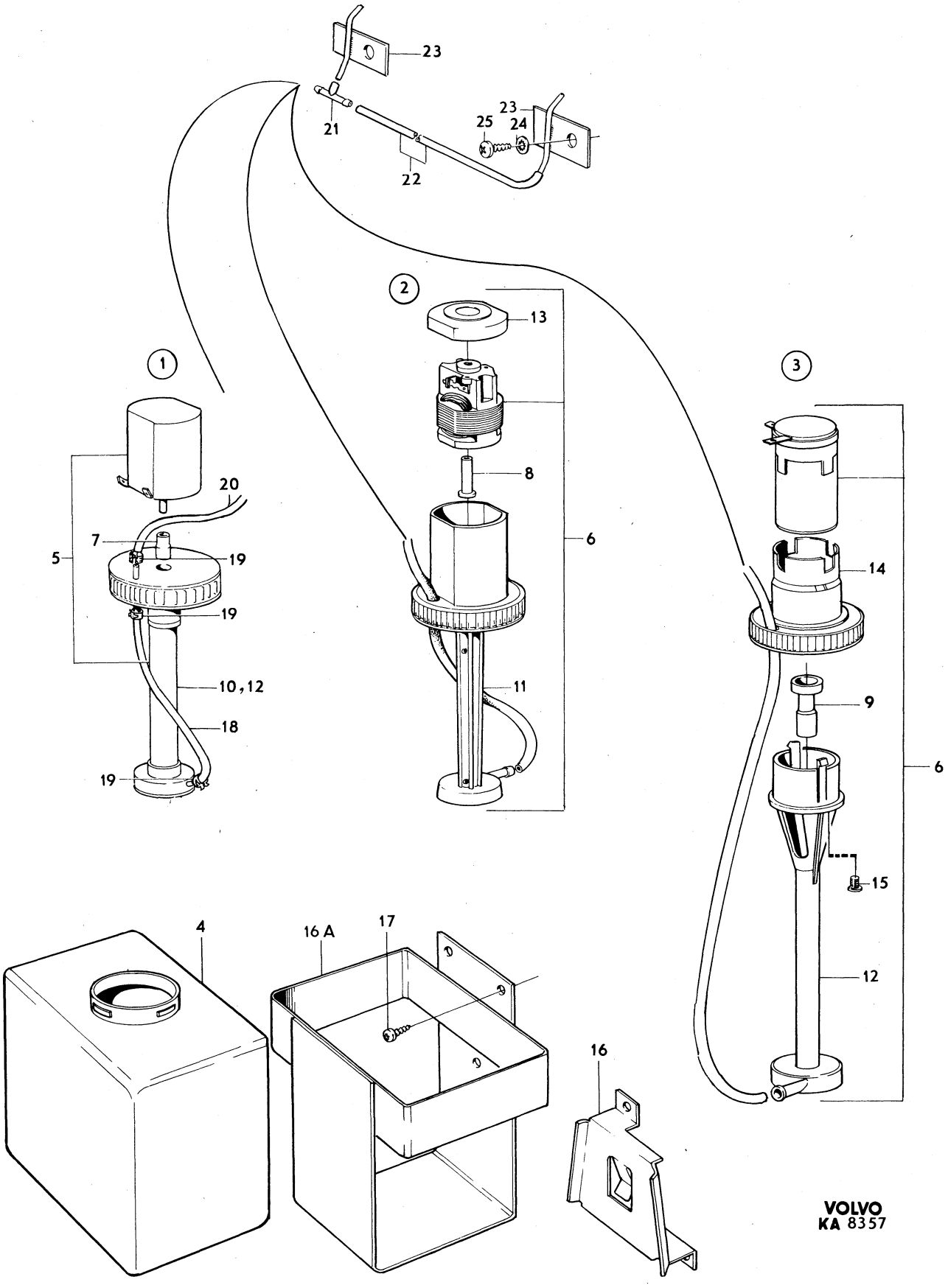
23
21
22
25
24
23
1
2
3
13
8
6
20
7
5
19
19
10,12
18
19
11
14
9
6
15
12
4
16 A
17
16
VOLVO
KA 8357

Sida Page	Grupp Group	Vindrutespolare	Windscreen washer	Illustration	1050
66	3			8357 1979–11	

Pos. Fig.	Antal/Quantity				Artikel nr Part No	Benämning	Description	Sats Kit	B P S R	Anmärkning Notes	
	275	275	–	–	943727-8	Slang	Hose			HST. 142 CH–124631	1520
										144 CH–148706	1530
										145 CH–35864 (192581)	1540
	–	–	450	450	943727-8	Slang	Hose			HST. 142 CH 124632–	1550
										144 CH 148707–	1560
										145 CH 35865– (192581)	1570
21	1	1	1	1	677099-4	Trevägsförgrening	Three–way union				1580
22	650	650	650	650	943722-9	Slang	Hose			(192580)	1590
23	2	2	2	2	677097-8	Spolrör	Washer pipe				1600
24	2	2	2	2	955946-9	Låsbricka	Lock washer				1610
25	2	2	2	2	955137-5	Skruv	Screw				1620

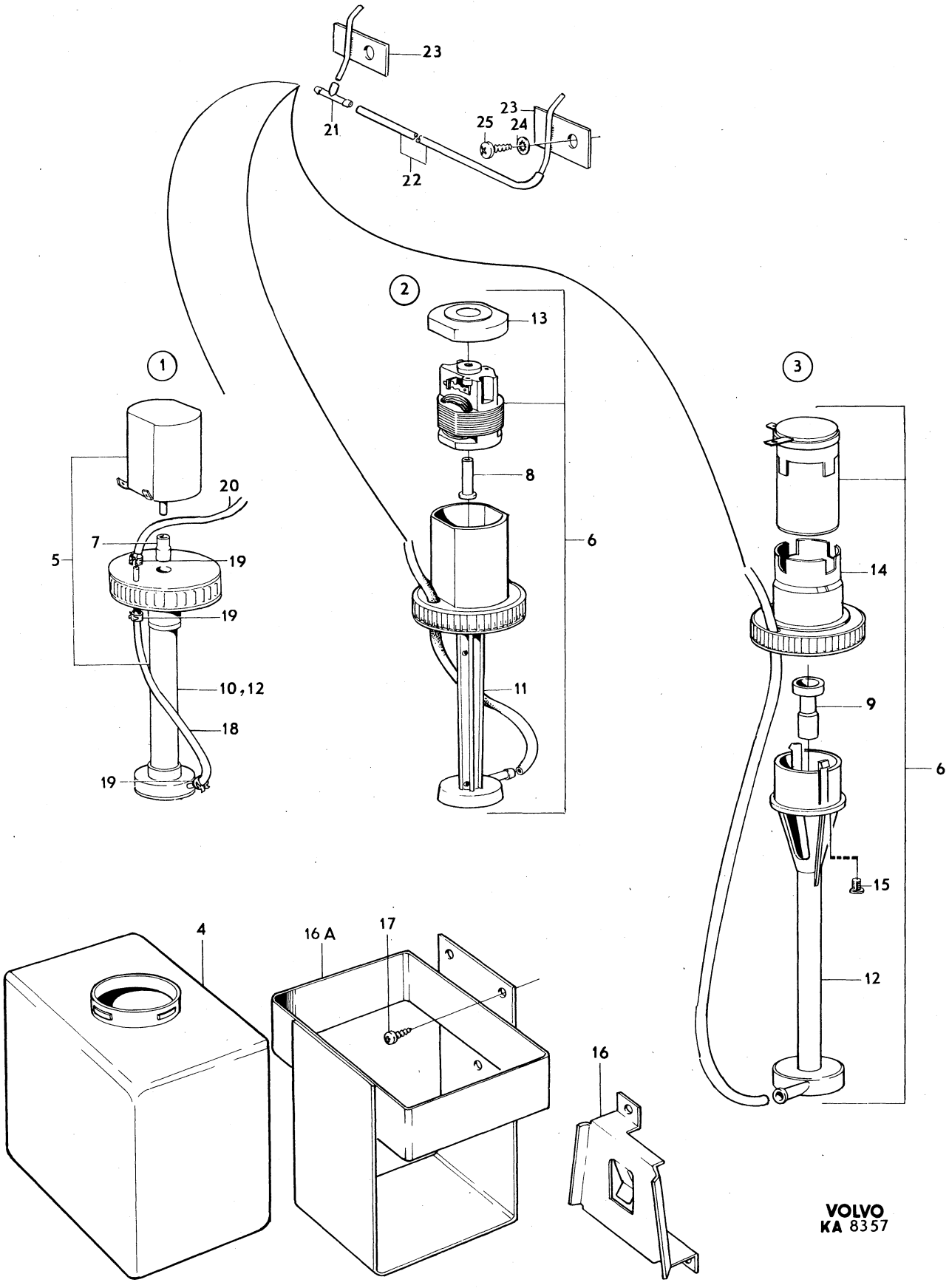
23
21
22
25
24
23
1
2
3
13
8
6
20
7
5
19
19
10,12
18
19
11
14
9
6
15
12
4
16 A
17
16
VOLVO
KA 8357

Sida Page	Grupp Group	Torkare bakre och spolare	Rear window wiper and washer	Illustration	1100
		145	145	7583	
68	3			1979–11	

Pos. Fig.	Antal/Quantity 277 978	282 162			Artikel nr Part No	Benämning	Description	Sats Kit	B P S R	Anmärkning Notes	
1	1	–	–	–	277978-3	Torkare, kmpl med spolare	Wiper, cpl with washer		8	CH–30899	1010 1020
	–	1	–	–	282162-7	Torkare, kmpl med spolare	Wiper, cpl with washer		8	CH 30900–	1030 1040
2	1	–	–	–	325943-9	•Torkarmotor	•Wiper motor			CH–30899	1050
	–	1	–	–	684999-6	•Torkarmotor	•Wiper motor			CH 30900–.	1060
	–	–	–	–		Det se sida 62, 2-C15	Comps page 62, 2-C15				1070
3	1	1	–	–		•Konsol	•Bracket		8		1080
4	2	2	–	–	940100-1	•Skruv	•Screw				1090
5	2	2	–	–	940155-5	•Låsbricka	•Lock washer				1100
6	2	–	–	–	940090-4	•Bricka	•Washer				1
	–	6	–	–	960140-2	•Bricka	•Washer				1120
7	2	2	–	–	955138-3	•Skruv	•Screw				1130
8	1	1	–	–		•Jordledning	•Earth lead		8		1140
9	1	1	–	–	678362-5	•Vevarm	•Crank pin				1150
10	1	1	–	–	955274-6	••Skruv	••Screw				1160
11	1	1	–	–	955892-5	••Bricka	••Washer				1
12	1	1	–	–	941906-0	••Fjädrande bricka	••Resilient washer				1
13	1	1	–	–	955781-0	••Mutter	••Nut				1190
14	1	1	–	–	678361-7	•Länkstång	•Link rod				1200
15	1	1	–	–	678996-0	•Växel	•Adapter				1210
16	2	2	–	–	940100-1	•Skruv	•Screw				1220
17	2	3	–	–	940155-5	•Låsbricka	•Lock washer				1230
18	2	3	–	–	955825-5	•Mutter	•Nut				1240
19	1	1	–	–	678997-8	•Gummibussning	•Rubber bushing				1250
20	1	1	–	–	190735-1	•Bricka	•Washer				1260
21	1	1	–	–	190734-4	•Mutter	•Nut				1270
22	1	1	–	–	682340-5	•Torkararm	•Wiper arm				1280
23	1	1	–	–	673193-9	•Torkarblad	•Wiper blade		8	EXCL 145NT	1290
	1	1	–	–	688522-2	•Torkarblad	•Wiper			145 NT (673193)	1300
24	1	1	–	–		Spolare kmpl	Washer cpl				1310
	–	–	–	–		Det se sida 64, 2-C17	Comps page 64, 2-C17				1320
25	1	1	–	–		•Jordledning	•Earth lead		8		1330
26	1	1	–	–	659297-6	•Strömställare	•Swith			CH–10379	1340
	–	1	–	–	686971-3	•Strömställare	•Swith			CH 10380–.	1350
27	1	1	–	–	680364-7	•Mutterbricka	•Nut washer			CH–10379	1360
28	1	1	–	–	680365-4	•Knopp	•Button			CH–10379	1370
29	1	1	–	–	677717-1	•Prydnadsbricka	•Trim washer			CH–10379	1
30	1	1	–	–	1212563-9	•Elledning	•Wiring			(683173)	1
31	1	1	–	–		•Överkoppling	•Terminal		8		1400
32	1	1	–	–		•Jordledning	•Earth lead		8		1410
33	1	1	–	–	680017-1	•Diod	•Diode			CH–30899.	1420
34	3	3	–	–	956953-4	•Ledningssko	•Cable terminal				1430
35	3	3	–	–	956954-2	•Ledningssko	•Cable terminal				1440
36	1	1	–	–	956955-9	•Ledningssko	•Cable terminal				1
37	1	1	–	–	942944-0	•Ledningssko	•Cable terminal				1460
38	1125	1300	–	–	943727-8	•Slang	•Hose			(192581)	1470
39	1	1	–	–	684212-4	•Munstycke	•Jet				1480
40	1	1	–	–	680896-8	•Förstärkning	•Reinforcement				1490
	1	1	–	–	540453-8	•Monteringsanvisning	•Installation diagram		8		1500

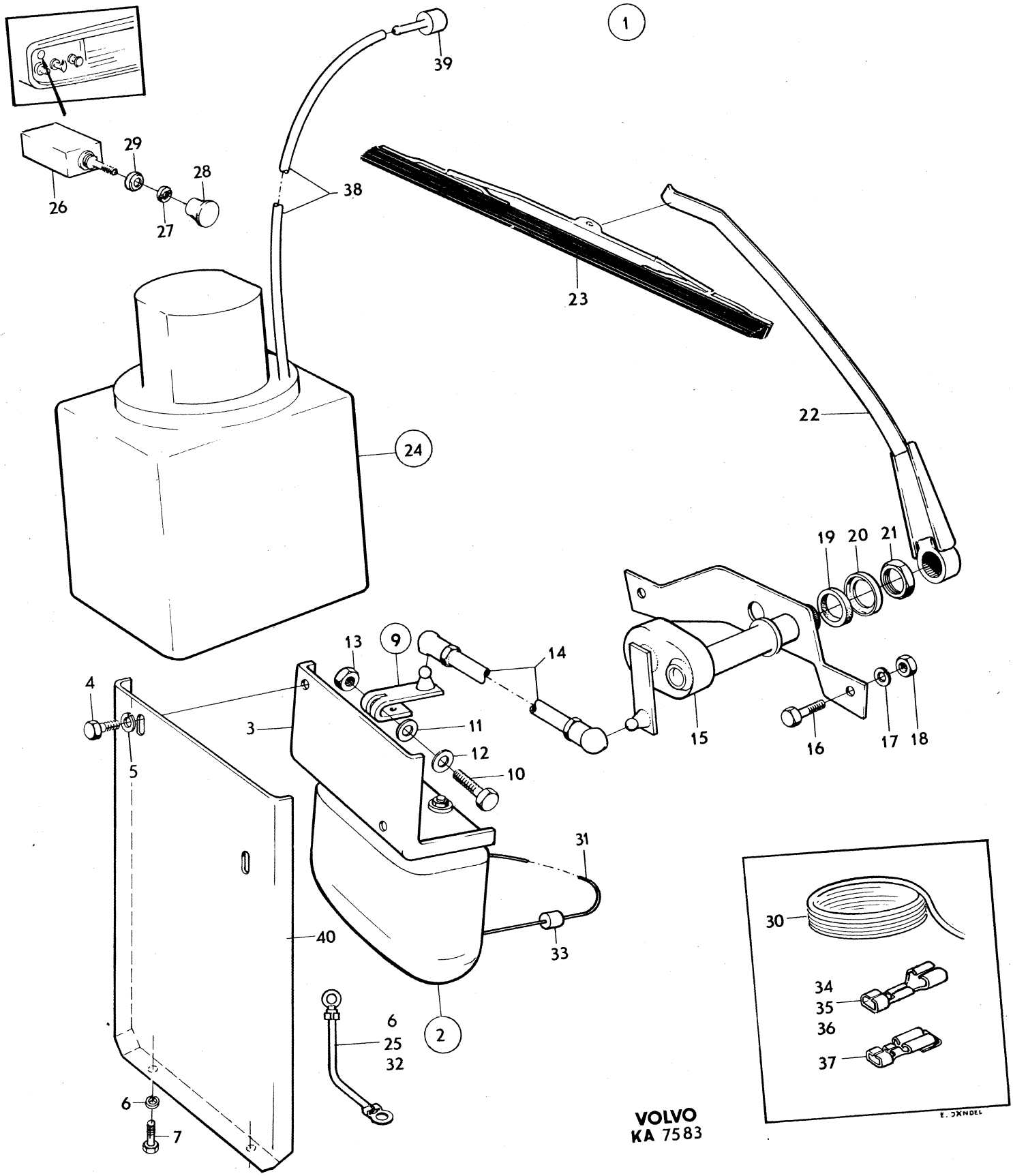

VOLVO
KA 7583

Sida Page	Grupp Group	Strålkastartorkare, strålkastarspolare	Headlight wiper, headlight washer	Illustration	1150
70	3			9629 1979–11	

Pos. Fig.	Antal/Quantity				Artikel nr Part No	Benämning	Description	Sats Kit	B P S R	Anmärkning Notes	
1	1	–	–	–	282605-5	Strålkastartorkarsats	Headlight wiper kit		8		1010
2	1	–	–	–	1210141-6	•Motor, kmpl	•Motor, cpl				1020
3	1	–	–	–	688642-8	••Konsol	••Bracket		8		1030
4	3	–	–	–	956069-9	••Skruv	••Screw		8		1040
5	3	–	–	–	955945-1	••Låsbricka	••Lock washer				1050
6	3	–	–	–	955779-4	••Mutter	••Nut				1060
7	2	–	–	–	950032-3	•Skruv	•Screw				1070
8	2	–	–	–	955892-5	•Bricka	•Washer				1080
9	2	–	–	–	955947-7	•Låsbricka	•Lock washer				1090
10	2	–	–	–	940145-6	•Mutter	•Nut				1100
11	2	–	–	–	1210127-5	•Strålkastarinsats med axeltapp	•Headlight insert with stub		8		1120
12	1	–	–	–		••Strålkastarinsats	••Headlight insert	S			1130
13	1	–	–	–	688644-4	••Axeltapp	••Stub		8		1140
14	2	–	–	–	688643-6	•Drivaxel	•Drive shaft				1150
15	2	–	–	–	688647-7	•Torkarblad	•Wiper blade				1160
16	2	–	–	–	688646-9	•Mellanring	•Spacer ring				1170
16a	2	–	–	–	1212511-8	•Tätningsring	•Seal ring				1175
17	2	–	–	–	950008-3	•Skruv	•Screw				1180
18	2	–	–	–		•Gummislang	•Rubber hose		8	D 18 D1 8 L 120	1190
19	1	–	–	–	688630-3	•Relä	•Relay				1200
20	2	–	–	–	955126-8	•Skruv	•Screw				1210
21	2	–	–	–	955945-1	•Låsbricka	•Lock washer				1220
22	1	–	–	–	688631-1	•Strömställare	•Switch				1230
23	1	–	–	–	681129-3	•Säkring	•Fuse			(688686)	1240
24	1	–	–	–	958213-1	•Hylsisolator 4–polig	•Sleeve insulator 4–pole				1250
25	1500	–	–	–	185502-2	•Plastslang 12x13	•Plastic cover 12x13				1260
26	2000	–	–	–	190198-2	•Plastslang 6x7	•Plastic cover 6x7				1270
27	2	–	–	–	684212-4	•Munstycke	•Jet				1280
28	1	–	–	–	944270-8	•T–rör	•T–pipe			(688658)	1290
29	5	–	–	–	192248-3	•Klamma	•Clamp				1300
30	3	–	–	–	950020-8	•Skruv	•Screw				1310
31	3	–	–	–	940090-4	•Bricka	•Washer				1320
32	3	–	–	–	955947-7	•Låsbricka	•Lock washer				1330
33	3	–	–	–	940092-0	•Mutter	•Nut				1340
34	1	–	–	–	282068-6	Strålkastarspolarsats	Headlight washer kit		8	7) ERS AV 1 ST 282933–1 SE SIDA 72, 2-D01	1350 1351 1360
	1	–	–	–	282604-8	Strålkastarspolarsats	Headlight washer kit			2) ERS AV 1 ST 282915–8 SE SIDA 72, 2-D01	1370 1380 1400

2. Inkl kupévärmare. Incl parking heater. Y compris rechauffeur d'habitacle. Einschl. Standheizung. Inclusive calefactor.
7. Exkl kupévärmare. Excl parking heater. Non compris rechauffeur d'habitacle. Ausschl. Standheizung. Exclusive calefactor.

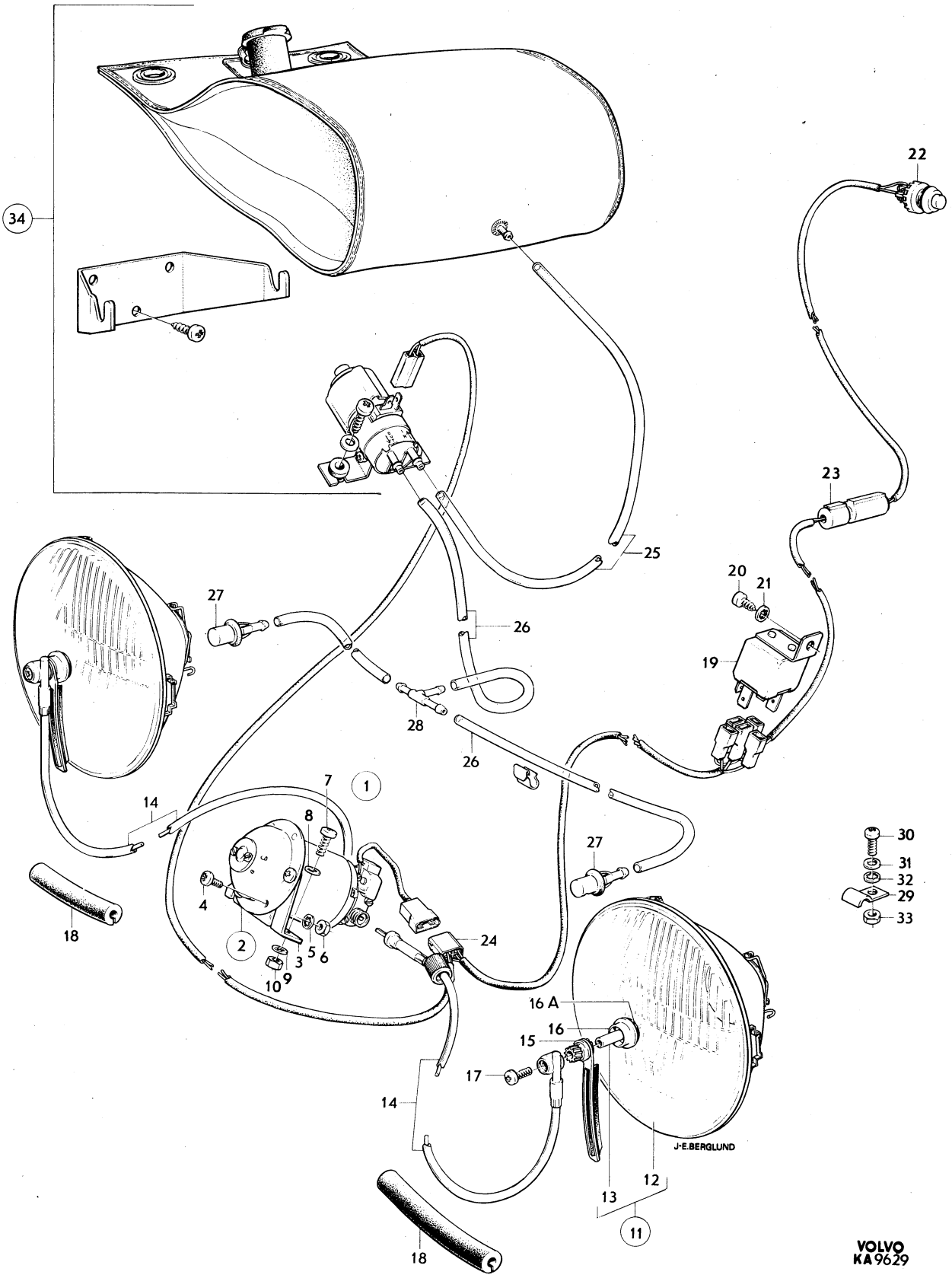
34
22
23
25
20
21
19
27
26
28
26
7
1
14
8
27
30
31
32
29
33
4
18
2
5
6
3
10
9
24
16 A
16
15
17
14
J-E.BERGLUND
12
13
11
18
VOLVO
KA 9629

Sida Page	Grupp Group	Strålkastartorkare strålkastarspolare sats	Headlight wiper headlight washer kit	Illustration 10857 1979–11	1200
72	3				

	Pos. Fig.	Antal/Quantity				Artikel nr Part No	Benämning	Description	Sats Kit	B P S R	Anmärkning Notes	
	1	1	–	–	–	282646-9	Strålkastartorkarsats	Headlight wiper kit		8		1010
	2	1	–	–	–		•Strålkastartorkare	•Headlight wiper		8		1020
x	3	1	–	–	–	1203624-0	••Motor	••Motor			(1213577)	1030
x	4	1	–	–	–	1203627-3	••Konsol	••Bracket			(1213581)	1040
x	5	1	–	–	–	1203630-7	••Vevarm	••Crank			(1213582)	1050
	6	1	–	–	–	1213583-6	••Länkarm	••Link arm				1060
x	7	1	–	–	–	1203631-5	••Drivhjul, kmpl	••Drive wheel, cpl			(1213587)	1070
	8	1	–	–	–	1213584-4	••Skyddskåpa	••Casing				1080
	9	2	–	–	–	1213588-5	••Drivwire	••Drive wire				1090
	10	2	–	–	–	1213865-7	••Drivwire	••Drive wire				1100
	11	1	–	–	–	1213578-6	••Lager, V	••Bearing, L		8		1
	12	1	–	–	–	1213579-4	••Lager, H	••Bearing, R		8		1
	13	2	–	–	–	1213585-1	•Torkararm	•Wiper arm		8		1130
	14	2	–	–	–	684212-4	•Spolarmunstycke	•Washer jet				1140
	15	1	–	–	–	688658-4	•T–rör	•T–pipe				1150
	16	1	–	–	–	1210139-0	•Backventil	•Check valve				1160
	17	1	–	–	–	1214281-6	•Ledningsknippe	•Cable harness				1
	18	1	–	–	–	682083-1	•Jordledning	•Earth cable		8		1
x	19	1	–	–	–	947780-3	•Stiftisolator	•Pin insulator			(1212856)	1190
	20	1	–	–	–	956953-4	•Ledningssko	•Cable terminal				1200
	21	8	–	–	–	940100-1	•Skruv	•Screw				1210
	22	8	–	–	–	960140-2	•Bricka	•Washer				1220
	23	8	–	–	–	955825-5	•Mutter	•Nut				1230
	24	1	–	–	–	1212705-6	•Strömställare	•Switch				1240
x	25	1	–	–	–	1213586-9	Torkarbladssats	Wiper blade kit			(283015) ALT 1 RADIE 150 MM	1250 1251
x	26	1	–	–	–	1203635-6	Torkarbladssats	Wiper blade kit			(283016) ALT 2 RADIE 400 MM	1260 1261
	27	2	–	–	–		•Gummiblad	•Rubber blade		8		1270
	28	1	–	–	–	282915-8	Strålkastarspolare	Headlight washer		8	ALT 1 2 L	1280
		1	–	–	–	282933-1	Strålkastarspolare	Headlight washer		8	ALT 2 4 L	1290
	29	1	–	–	–	1210041-8	•Spolare, MOTOR	•Washer MOTOR			ALT 1. 2L	1300
		1	–	–	–	282916-6	•Spolare, MOTOR	•Washer motor		8	ALT 2 4 L	1310
	30	2	–	–	–	958244-6	•Skruv	•Screw				1320
	31	3300	–	–	–	943727-8	•Slang	•Hose				1330
	32	2	–	–	–	192248-3	•Klämma	•Clip				1340
	33	2	–	–	–	951188-2	•Klammer	•Clamp				1350
	34	2	–	–	–	955137-5	•Skruv	•Screw				1

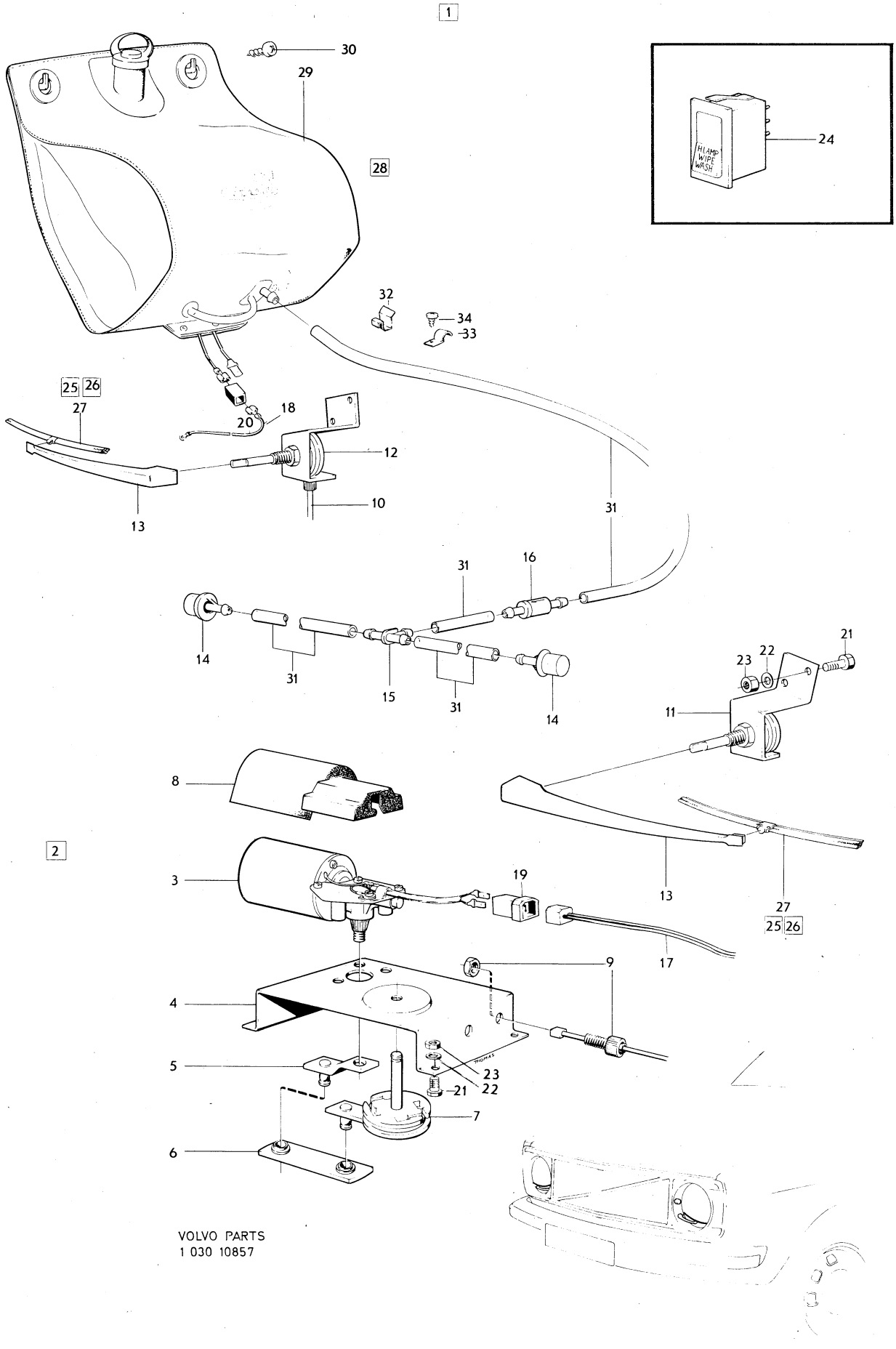
1
30
29
28
24
HLAMP
WIPE
WASH
32
34
33
25 26
27
18
20
12
10
13
31
16
14
15
11
21
23
22
8
2
3
19
17
9
4
5
7
6
VOLVO PARTS
1 030 10857

Sida / Page 74 | Grupp / Group 3 | Kopplings–och kontrollorgan | Connecting and control unit | Illustration 10849 1979–11 | 1250

Pos. Fig.	Antal/Quantity				Artikel nr Part No	Benämning	Description	Sats Kit	BPSR	Anmärkning Notes	
1	1	–	–	–	676115-9	Ratt–och startlås	Column lock and ignition switch			BW35 RV 142 CH–52899	1010
										144 CH–89799 145 CH–9199	1020
	1	–	–	–	679955-5	Ratt–och startlås	Column lock and ignition switch			BW35, M40 RV 142	1030
										CH 52900–112399	1040
										144 CH 89800–138699	1050
										145 CH 9200–30899	1060
	1	–	–	–	684049-0	Ratt–och startlås	Column lock and ignition switch			19,26) RV, BW35,	1070
										EXCL USA BW35	1080
	1	–	–	–	682568-1	Ratt–och startlås	Column lock and ignition switch			19,26) BW35 USA	1090
											1100
2	1	–	–	–	677085-3	Ratt–och startlås	Column lock and ignition switch			GV 142 CH–52899, 144	1110
										CH–89799, 145 CH–9199	1120
	1	–	–	–	681934-6	Ratt–och startlås	Column lock and ignition switch			GV 142 CH 52900–112399,	1130
										144 CH 8900–138699,	1140
										145 CH 9200–30899	1150
	1	–	–	–	684048-2	Ratt–och startlås	Column lock and ignition switch			19,26) GV EXCL USA	1160
											1170
	1	–	–	–	684048-2	Ratt–och startlås	Column lock and ignition switch			27) EXCL USA	1180
											1190
	1	–	–	–	682569-9	Ratt–och startlås	Column lock and ignition switch			19,26) GV USA	1200
											1210
	1	–	–	–	682569-9	Ratt–och startlås	Column lock and ignition switch			27) USA CAN	1220
											1230
2a	1	–	–	–	241493-6	•Startkontakt	•Starter switch				1240
2b	2	–	–	–	956061-6	•Skruv	•Screw				1250
2c	2	–	–	–	955917-0	•Fjäderbricka	•Spring washer				1260
2d	1	–	–	–	243076-7	•Varningskontakt	•Warning contact		8	19) USA BW35 GV	1270
3	2	–	–	–	680196-3	•Nyckelämne	•Key blank			5) SEN UTF	1280
	2	–	–	–	678281-7	•Nyckelämne	•Key blank		8	5) TID UTF	1290
x 3a	2	–	–	–	687109-9	•Avdragsskruv	•Lock screw			(680776)	1300
3b	1	–	–	–	1210247-1	•Överfall	•Cap				1310
4	1	–	–	–	677416-0	Ljusomkopplare	Light switch			21) EXCL USA CAN	1320
	1	–	–	–	680092-4	Ljusomkopplare	Light switch			21) USA CAN	1330
	1	–	–	–	677416-0	Ljusomkopplare	Light switch			22)	1340
5	1	–	–	–	677717-1	Prydnadsbricka	Trim washer				1350
6	1	–	–	–	673225-9	Mutterbricka	Nut washer				1360
7	1	–	–	–	677858-3	Knopp	Button			22,26) 142 EXCL USA CAN	1370
										CH–1499, 144 EXCL USA CA	1380
										CH–37099, 145 INCL	1390
										USA CAN	1400
	1	–	–	–	673106-1	Knopp	Button			21) 142 USA CAN CH 1500–	1410
										144 USA CAN CH 37100–	1420
										145 USA CAN	1430
	1	–	–	–	687227-9	Knopp	Button			27)	1440
7b	1	–	–	–	687233-7	Bricka LIGHT	Washer LIGHT			27)	1445
8	1	–	–	–	688689-9	Strömställare vindrutetorkare och windrutespolare	Switch, windscreen wipers and washer			(684010) (684011)	1450 1460 1470
9	1	–	–	–	940109-2	Låsbricka	Lock washer			21) 142 FAV USA CAN	1590
										22) 142, 144	1600

5. Beställes inom Sverige hos AB Volverk, Göteborg. Övriga länder hos AB Volvo, Göteborg. Vid beställning skall detalj– och nyckelnummer uppgivas. State part and key number when ordering. Mentionner le No de réf et de clé. Angabe über Herstellungs– und Schlüsselnummer. Indique el número de detalle y el número de la llave.
19. 142 CH 112400–. 144 CH 138700–. 145 CH 30900–.
21. 142 CH –178959. 144 CH –194139. 145 CH –61599.
22. 142 CH 178960–. 144 CH 194140–. 145 CH 61600–.
26. 142 CH –249929. 144 CH –263069. 145 CH –103379.
27. 142 CH 249930–. 144 CH 263070–. 145 CH 103380–.

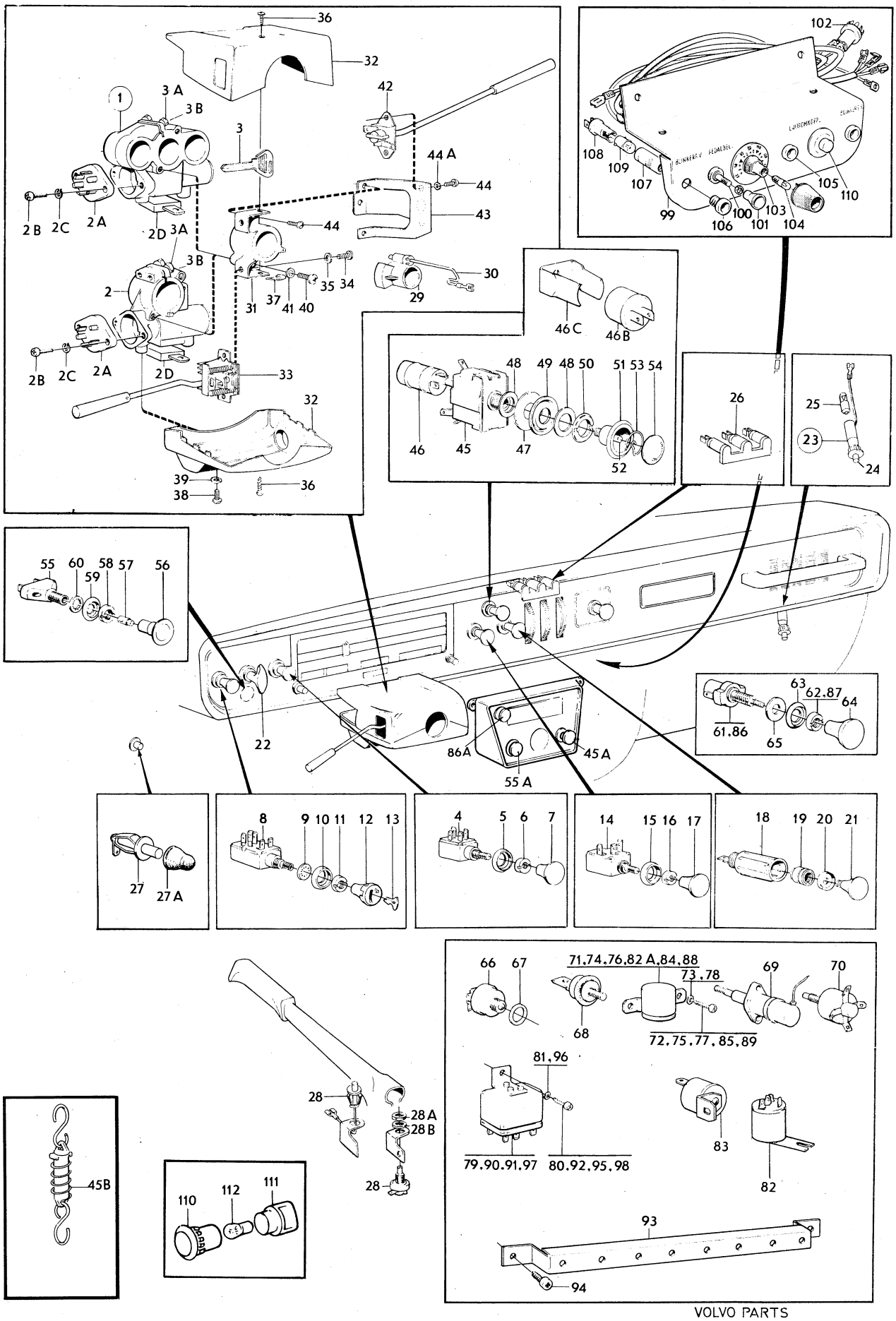

VOLVO PARTS
1 030 10849

Sida Page	Grupp Group	Kopplings–och kontrollorgan	Connecting and control unit	Illustration
76	3			10849 1979–11

Pos. Fig.	Antal/Quantity				Artikel nr Part No	Benämning	Description	Sats Kit	B P S R	Anmärkning Notes	
10	1	–	–	–	677717-1	Prydnadsbricka	Trim washer			22) 142 144 EXCL USA CAN	2010
										142 USA CAN CH–1499	2020
										144 USA CAN CH–37099	2030
										B20E	2040
	1	–	–	–	673110-3	Bricka	Washer			21) 142 USA CAN CH 1500–	2050
										144 USA CAN CH 37100–	2060
										145	2070
11	1	–	–	–	673225-9	Mutterbricka	Nut washer				2080
	1	–	–	–	688661-8	Bricka /wipe–wash/	Washer /wipe–wash/			27)	2090
12	1	–	–	–	677844-3	Knopp	Button			142 CH–217373, 144 CH.	2100
										–226277, 145 CH–79952,	2110
										INCL USA CAN 142 CH	2120
										–1499, 144 CH–37099	2130
	1	–	–	–	688626-1	Knopp	Button			142 CH 217374–249929.	2140
										144 CH 226277–263069,	2150
										145 CH 79953–103379.	2160
										EXCL USA CAN 142 CH	2170
										1500–178959, 144 CH	2180
										37100–194139, 145 CH	2190
										–61599	2200
	1	–	–	–	687227-9	Knopp	Button			27)	2210
	1	–	–	–	673105-3	Knopp	Button			USA CAN 142 CH–178959,	2220
										144 CH–194139, 145 CH–	2230
										61599, EXCL 142 CH–1499,	2240
										144CH–37099	2250
13	1	–	–	–	677845-0	Låskil	Lock key			142 CH–217353, 144 CH	2260
										–226278, 145 CH–79952,	2270
										INCL USA CAN 142 CH–1499	2280
										144 CH–37099	2290
13a	1	–	–	–	956162-2	Skruv	Screw			21) 142 USA CAN CH 1500–	2300
										144 USA CAN CH 37100–	2310
										145	2320
14	1	–	–	–	677440-0	Strömställare bilvärmare	Switch, heater			22) INCL USA CAN	2330
										142 CH–1499, 144 CH	2340
										–37099	2350
	1	–	–	–	680093-2	Strömställare, bilvärmare	Switch, heater			21) USA CAN 142 CH	2360
										1500–, 144 CH 37100–	2370
										145	2380
15	1	–	–	–	677717-1	Prydnadsbricka	Trim washer				2390
16	1	–	–	–	673225-9	Mutterbricka	Nut washer				2400
17	1	–	–	–	677843-5	Knopp	Button			26) INCL USA CAN	2410
										142 CH–1499, 144 CH	2420
										–37099	2430
	1	–	–	–	687227-9	Knopp	Button			27)	2440
	1	–	–	–	673108-7	Knopp	Button			21) USA CAN 142 CH	2450
										1500–, 144 CH 37100–	2460
										145	2470
	1	–	–	–	688688-1	Bricka /fan/	Washer /fan/			27)	2480
x 18	1	–	–	–	1212593-6	Cigarettändare	Cigarette lighter			(677697)	2490
19	1	–	–	–	662108-0	Glödkropp	Glow filament				2500
20	1	–	–	–	93554-4	Bricka	Washer				2510
21	1	–	–	–	677796-5	Knopp	Button			22,26) INCL USA CAN	2520
										142 CH–1499, 144 CH–3709	2530
	1	–	–	–	673107-9	Knopp	Button			21) USA CAN 142 CH 1500–	2540
										144 CH 37100–, 145	2550
21	1	–	–	–	677796-5	Knopp	Button			27)	2560
22	1					chokereglage	choke linkage			SE GRUPP 2D	2570

21. 142 CH –178959. 144 CH –194139. 145 CH –61599.
22. 142 CH 178960–. 144 CH 194140–. 145 CH 61600–.
26. 142 CH –249929. 144 CH –263069. 145 CH –103379.
27. 142 CH 249930–. 144 CH 263070–. 145 CH 103380–.

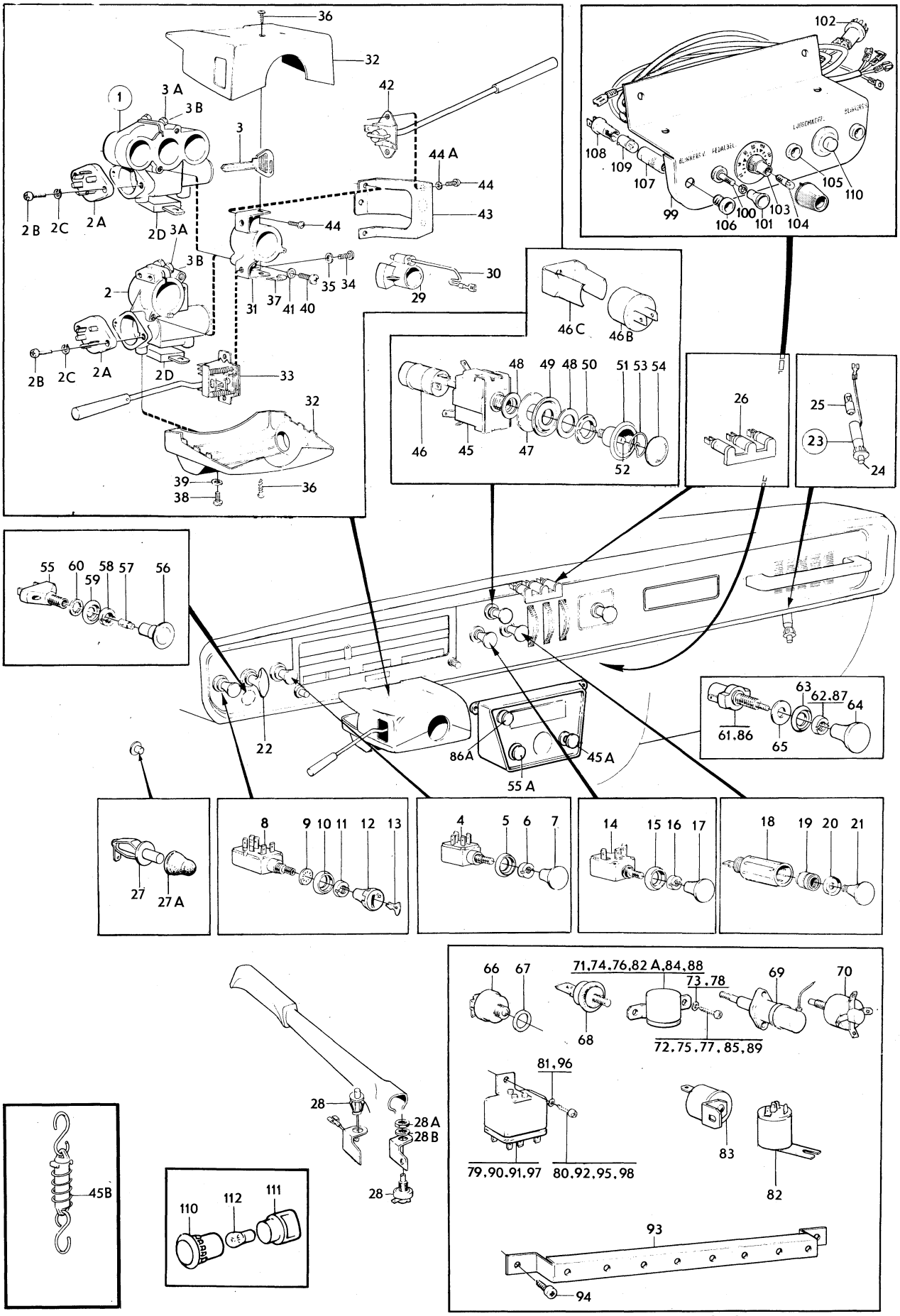

VOLVO PARTS
1 030 10849

Sida Page	Grupp Group	Kopplings–och kontrollorgan	Connecting and control unit	Illustration	1250
78	3			10849 1979–11	

Pos. Fig.	Antal/Quantity				Artikel nr Part No	Benämning	Description	Sats Kit	B P S R	Anmärkning Notes	
23	1	–	–	–	680363-9	Handskfacksbelysning	Glowe box illumination		8	(677463)	2580
24	1	–	–	–		Kontakt	Contact		8	(658383)	3010
25	1	–	–	–	277703-5	Glödlampa	Bulb			BA9S 12V 4W EXCL FAV	3020
26	–	–	–	–		Belysning, värmereglage	Illumination heate control			SE GRUPP 9	3030 3040
27	2	–	–	–	681848-8	Dörrströmbrytare, innerbelysning	Door switch courtesy lamp			EXCL USA CAN	3050 3060
	1	–	–	–	681848-8	Dörrströmbrytare, innerbelysning	Door switch courtesy lamp			21) USA CAN	3070 3080
	1	–	–	–	684053-2	Dörrströmbrytare innerbelysning	Door switch courtesy lamp			21) USA CAN 144 CH 138700–191017	3090 3100
	2	–	–	–	681848-8	Dörrströmbrytare innerbelysning	Door switch courtesy lamp			22) USA CAN 22) USA CAN	3110 3120
27a	2	–	–	–	681850-4	Tätning	Sealing			(679378)	3130
28	1	–	–	–	672995-8	Strömbrytare, handbromskontakt	Switch handbrake control			(658383)	3140 3150
	1	–	–	–		Strömbrytare bakdörrkontakt	Switch rear door contact		8	145 (658383)	3250 3260
28a	1	–	–	–	942914-3	Mutter	Nut			SEN UTF	3270
28b	1	–	–	–	940143-1	Låsbricka	Lock washer			SEN UTF	3280
29	1	–	–	–	681439-6	Medbringare	Companion flange				3290
30	1	–	–	–	675881-7	•Ledning med släpkontakt	•Cable with trailing contact				3300 3310
31	1	–	–	–	675947-6	Fäste	Anchorage				3320
32	1	–	–	–	680823-2	Hus	Housing			26) M40 GV, M41 (681760)	3330
	1	–	–	–	680823-2	Hus	Housing			27)	3340
	1	–	–	–	681204-4	Hus	Housing			16) M40 VST RV, BW35 VST	3350
	1	–	–	–	680825-7	Hus	Housing			17,26) M40 VST RV, BW35 VST	3360 3370
	1	–	–	–	681205-1	Hus	Housing			16) M40 HST RV, BW35 VST	3380
	1	–	–	–	680826-5	Hus	Housing			17,26) M40 HST RV, BW35 HST	3390 3400
33	1	–	–	–	1210245-5	Körvisaromkopplare	Directional indicator switch			(682878) VST, HST GV	3410 3420
	1	–	–	–	1210246-3	Körvisaromkopplare	Directional indicator switch			(682879) HST M4D RV, MST BW35	3540 3550
34	2	–	–	–	950019-0	Skruv	Screw				4050
35	2	–	–	–	941905-2	Fjädrande bricka	Resilient washer				4060
36	2	–	–	–	955156-5	Skruv	Screw				4070
37	2	–	–	–	941387-3	Fjäderbricka	Spring washer				4080
38	2	–	–	–	950019-0	Skruv	Screw				4090
39	2	–	–	–	941905-2	Fjädrande bricka	Resilient washer				4100
x 40	2	–	–	–	940204-1	Skruv	Screw			(940139)	4110
41	2	–	–	–	941905-2	Fjädrande bricka	Resilient washer				4120
42	1	–	–	–	677479-8	Strömställare, överväxel	Switch overdrive			M41	4130
43	1	–	–	–	677471-5	Konsol	Bracket			16) M41	4140
	1	–	–	–	681935-3	Konsol	Bracket			17) M41	4150
44	5	–	–	–	950019-0	Skruv	Screw			16) M41	4160
	5	–	–	–	950045-5	Skruv	Screw			17) M41	4170
44a	5	–	–	–	941905-2	Fjädrande bricka	Resilient washer			16) M41	4180
	5	–	–	–	941906-0	Fjädrande bricka	Resilient washer			17) M41	4190
45	1	–	–	–	673380-2	Strömställare, varningsblinkers	Switch, warning flasher			24,26)	4200 4210

16. 142 CH –52899. 144 CH –89799. 145 CH –9199.
17. 142 CH 52900–. 144 CH 89800–. 145 CH 9200–.
21. 142 CH –178959. 144 CH –194139. 145 CH –61599.
22. 142 CH 178960–. 144 CH 194140–. 145 CH 61600–.
24. För vagnar med fyrvägsblinkers. For cars with hazard warning indicators. Pour véhicules équipés de quatre feux de signalisation. Für Wagen mit Warnblinkanlage. Para vehiculos con luces parpadeantes de alarma.
26. 142 CH –249929. 144 CH –263069. 145 CH –103379.
27. 142 CH 249930–. 144 CH 263070–. 145 CH 103380–.

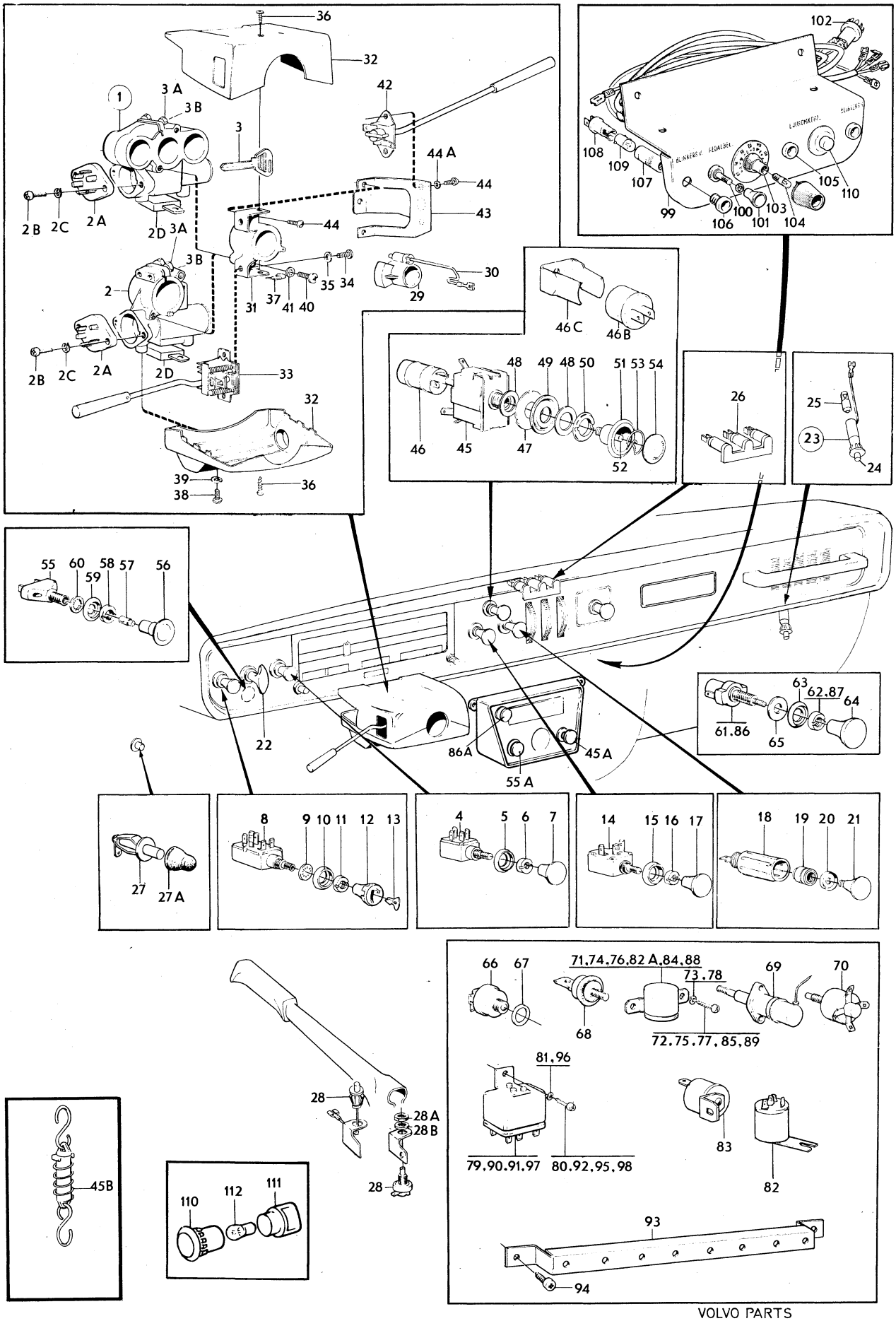

VOLVO PARTS
1 030 10849

Sida / Page 80 | Grupp / Group 3 | Kopplings–och kontrollorgan | Connecting and control unit | Illustration 10849 1979–11 | 1250

Pos. Fig.	Antal/Quantity				Artikel nr Part No	Benämning	Description	Sats Kit	BPSR	Anmärkning Notes	
45a	1	–	–	–	688628-7	Strömställare	Switch			24,27)	4220
45b	–	–	–	–	1221148-8	Strömbrytare, stol	Switch, chair			142 CH 283500–	4221
										144 CH 295522–	4222
										145 CH 125682–	4223
	–	–	–	–		Varningsblinkers	Warning flasher				4230
46	1	–	–	–	686452-4	Blinkdon, varningsblinkers	Relay, warning flasher			24,26)	4240 4250
	1	–	–	–	1210123-4	Blinkdon, varningsblinkers	Relay			24,27) EXCL USA CAN	4260 4270
	1	–	–	–	1210124-2	Blinkdon, varningsblinkers	Relay, warning flasher			24,27) USA CAN	4280 [illegible]
46b	1	–	–	–	667407-1	Blinkdon, blinklykta	Flasher relay			25)	[illegible] 4310
46c	1	–	–	–	667538-3	Hållare	Retainer			25)	4320
47	1	–	–	–	673387-7	Bricka	Washer			24,26)	4330
48	3	–	–	–	673385-1	Bricka	Washer			24,26)	4340
49	1	–	–	–	673386-9	Distansbricka	Spacer washer			24,26)	4350
50	1	–	–	–	673388-5	Mutter	Nut			24,26)	[illegible]
51	1	–	–	–	673381-0	Knopp	Button			24,26)	4370
52	1	–	–	–	277747-2	•Glödlampa	•Bulb			W1 8D 12V 1,2W	4380
53	1	–	–	–		•Fjäder	•Spring		8		4390
54	1	–	–	–		•Glas	•Lens		8		4400
	1	–	–	–	686927-5	Plugg	Plug			26) ALT	4410
	1	–	–	–	685834-4	Plugg	Plug			27) ALT	4420
x 55	1	–	–	–	1575254-6	Strömställare, bakruta	Switch, rear glass			(681577) MER 145 CH 9200–103379	4430 4440
	1	–	–	–	681340-6	Strömställare, bakruta	Switch rear glass			20,21) USA CAN INCL FAV	4450 4460
	1	–	–	–	681340-6	Strömställare, bakruta	Switch, rear glass			20,26) 144	4470 4480
	1	–	–	–	681340-6	Strömställare, bakruta	Switch, rear glass			22,26) 142	4490 4500
55a	1	–	–	–	688627-9	Strömställare bakruta	Switch rear glass			27)	4510 4520
56	1	–	–	–	681578-1	Knopp	Button			MER 145 CH 9200–103379	4530 4540
	1	–	–	–	681478-4	Knopp	Button			20,21) USA CAN INCL FAV	4550
	1	–	–	–	681478-4	Knopp	Button			21,26)	[illegible]
57	1	–	–	–	277747-2	•Glödlampa	•Bulb				[illegible]
58	1	–	–	–	673225-9	Mutterbricka	Nut washer			26)	4580
59	1	–	–	–	677717-1	Bricka	Washer			26)	4590
60	1	–	–	–	940109-2	Låsbricka	Lock washer			26)	4600
	1	–	–	–	940147-2	Låsbricka	Lock washer			26)	5010
x 61	1	–	–	–	1505774-8	Strömställare, mellanruta	Switch, partition screen			(327762) SPEC UTF	5020 [illegible]
	1	–	–	–	680092-4	Strömställare	Switch			SPEC UTF 1550,1556, 1582,1600,1601,1602	[illegible] 5050
	1	–	–	–	677416-0	Strömställare	Switch			SPEC UTF 1712, 1713	5051
62	1	–	–	–	657908-0	Mutterbricka	Nut washer			SPEC UTF 1510	5060
	1	–	–	–	673225-9	Mutterbricka	Nutplate			SPEC UTF 1550,1556,1582 1600,1601,1602,1712,1713	5070 5080

20. 142 CH–161916. 144 CH 138700–.
21. 142 CH –178959. 144 CH –194139. 145 CH –61599.
22. 142 CH 178960–. 144 CH 194140–. 145 CH 61600–.
24. För vagnar med fyrvägsblinkers. For cars with hazard warning indicators. Pour véhicules équipés de quatre feux de signalisation. Für Wagen mit Warnblinkanlage. Para vehiculos con luces parpadeantes de alarma.
25. För vagnar utan fyrvägsblinkers. For cars not equipped with hazard warning indicators. Pour véhicules non équipés de quatre feux de signalisation. Für Wagen ohne Warnblinkanlage. Para vehiculos sin luces parpadeantes de alarma.
26. 142 CH –249929. 144 CH –263069. 145 CH –103379.
27. 142 CH 249930–. 144 CH 263070–. 145 CH 103380–.

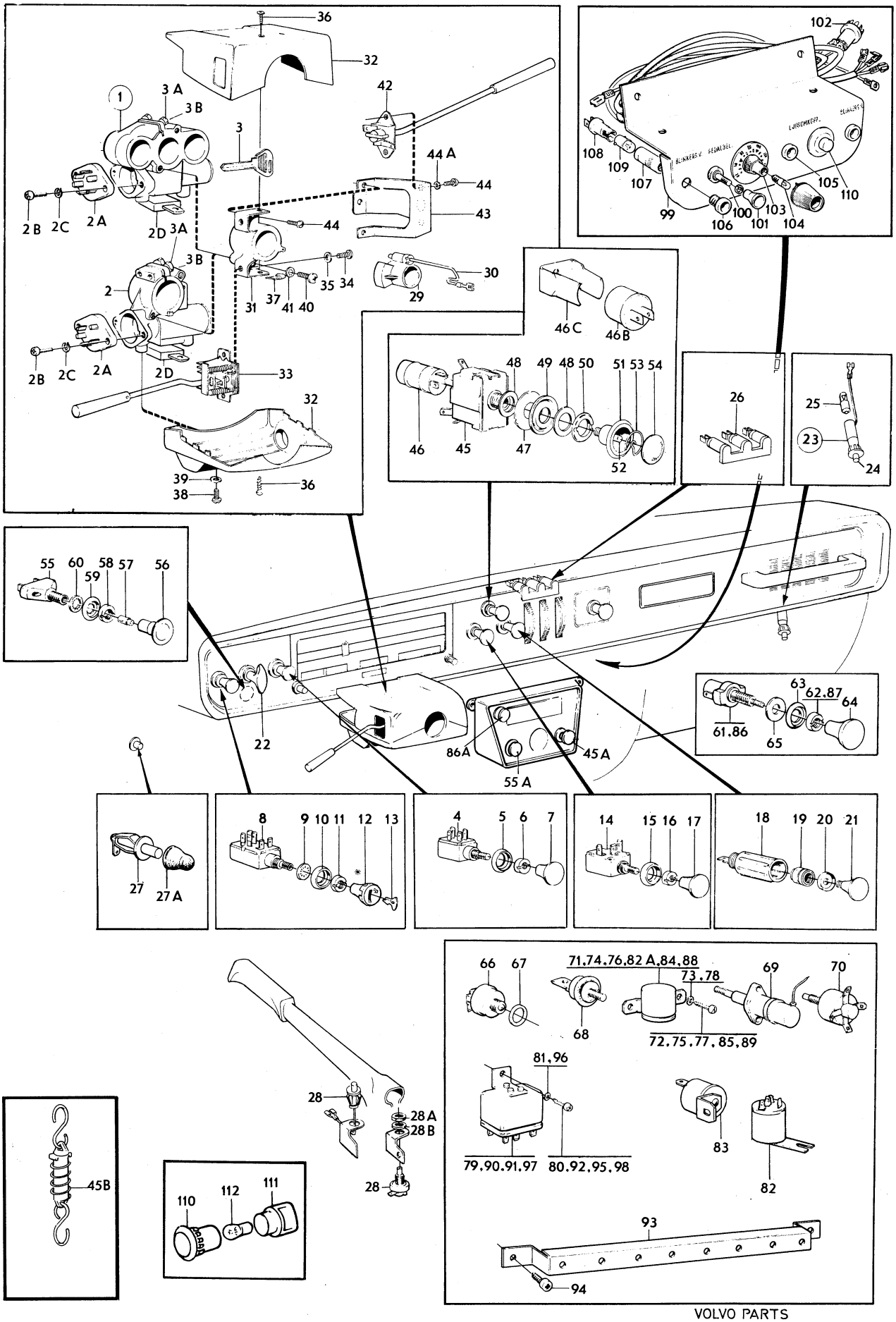

VOLVO PARTS
1 030 10849

Sida / Page: 82 | Grupp / Group: 3 | Kopplings–och kontrollorgan | Connecting and control unit | Illustration: 10849, 1979–11 | 1250

Pos. Fig.	Antal/Quantity				Artikel nr Part No	Benämning	Description	Sats Kit	BPSR	Anmärkning Notes	
63	1	–	–	–	677717-1	Prydnadsbricka	Trim washer			SPEC UTF 1510,1550,1556, 1582,1600,1601,1602	5090 5100
	1	–	–	–	687233-7	Bricka	Washer			SPEC UTF 1712, 1713	5101
64	1	–	–	–	657907-2	Knopp	Button			SPEC UTF 1510	5110
	1	–	–	–	673106-1	Knopp	Button			SPEC UTF 1550,1556,1582, 1600,1601,1602	5120 5130
	1	–	–	–	687227-9	Knopp	Button			SPEC UTF 1712, 1713	5131
65	1	–	–	–	960141-0	Bricka	Washer			SPEC UTF 1510	5140
	1	–	–	–	960148-5	Bricka	Washer			SPEC UTF 1550,1556,1582, 1600,1601,1602	5150 5160
66	1	–	–	–		Strömställare, överväxel	Switch, over drive			SE GRUPP 4	5170 5
67	1	–	–	–		Bricka	Washer			SE GRUPP 4	5190
68	1	–	–	–		Strömbrytare, backljus	Switch, back–up lamp			M40, M41 SE GRUPP 4	5200 5210
69	1	–	–	–		Manövermagnet	Control solenoid			M41 SE GRUPP 4	5220
70	1	–	–	–		Strömbrytare, startspärr och backljus	Switch, starter lock and back–up lamp			BW35 SE GRUPP 4	5230 5
71	1	–	–	–	669102-6	Relä, backljus	Relay, back–up lamp			M40, M41	5250
72	2	–	–	–	955137-5	Skruv	Screw			M40, M41	5260
73	2	–	–	–	955946-9	Låsbricka	Lock washer			M40, M41	5270
74	1	–	–	–	669102-6	Relä, överväxel	Relay, overdrive			M41, 142 CH–52899, 144 CH–89799, 145 CH–9199	5280 5290 5300
75	2	–	–	–	955137-5	Skruv	Screw			M41 142 CH–52899 144 CH–89799 145 CH–9199	5310 5320 5330
76	1	–	–	–	669102-6	Relä, startmotorns manövermagnet	Relay, solenoid for starter motor			BW35	5340 5350
77	2	–	–	–	955137-5	Skruv	Screw			BW35	5360
78	2	–	–	–	955946-9	Låsbricka	Lock washer			BW35	5370
79	1	–	–	–	688355-7	Stegrelä hel–och halvljus samt ljussignal	Step relay headlamps and flasher lamp			(679337)	5380 5390 5400
80	1	–	–	–	955137-5	Skruv	Screw			21)	5440
81	1	–	–	–	955946-9	Låsbricka	Lock washer			21)	5450
82	1	–	–	–		Relä, bakruta	Relay, rear glass		8	(681576)	5460
82a	1	–	–	–	683408-9	Relä, bakruta	Relay, rear glass			(681576)	5470
83	1	–	–	–	1212741-1	Summer	Buzzer			(684064)	5
	1	–	–	–	688422-5	Summer för ljus–kontroll	Buzzer for light–control			27) B20E B20F	5520 5530
84	1	–	–	–	683408-9	Relä, helljus	Relay, headlight			144 GL VENV	5540
85	2	–	–	–	955138-3	Skruv	Screw			144 GL VENV	5550
86	1	–	–	–	686065-4	Strömställare, dimljus	Switc, foglight			22,26) 142, 144 EXCL USA CAN B20E	5560 5
86a	1	–	–	–	686970-5	Strömställare, dimljus	Switch, foglight			27) 142 144 EXCL USA CAN B20E	5580 5581
87	1	–	–	–	680364-7	Mutterbricka	Nut washer			22,26) 142, 144 EXCL USA CAN	5590 5600
88	1	–	–	–	672599-8	Relä, dimljus	Relay, foglight			22) 142 144 EXCL USA CAN B20E	6010 6020
89	1	–	–	–	955126-8	Skruv	Screw			22) 142 144 EXCL USA CAN B20E	6030 6040
90	1	–	–	–	243028-8	Huvudrelä, insprutning	Relay, injection			22) B20E	6050
91	2	–	–	–	241812-7	Relä, bränslepump–kallstartventil	Relay, fuel pump cold start valve			22,26) B20E	6060 6070
	1	–	–	–	241812-7	Relä, bränslepump	Relay, fuel pump			27) B20E	6080

21. 142 CH –178959. 144 CH –194139. 145 CH –61599.
22. 142 CH 178960–. 144 CH 194140–. 145 CH 61600–.
26. 142 CH –249929. 144 CH –263069. 145 CH –103379.
27. 142 CH 249930–. 144 CH 263070–. 145 CH 103380–.

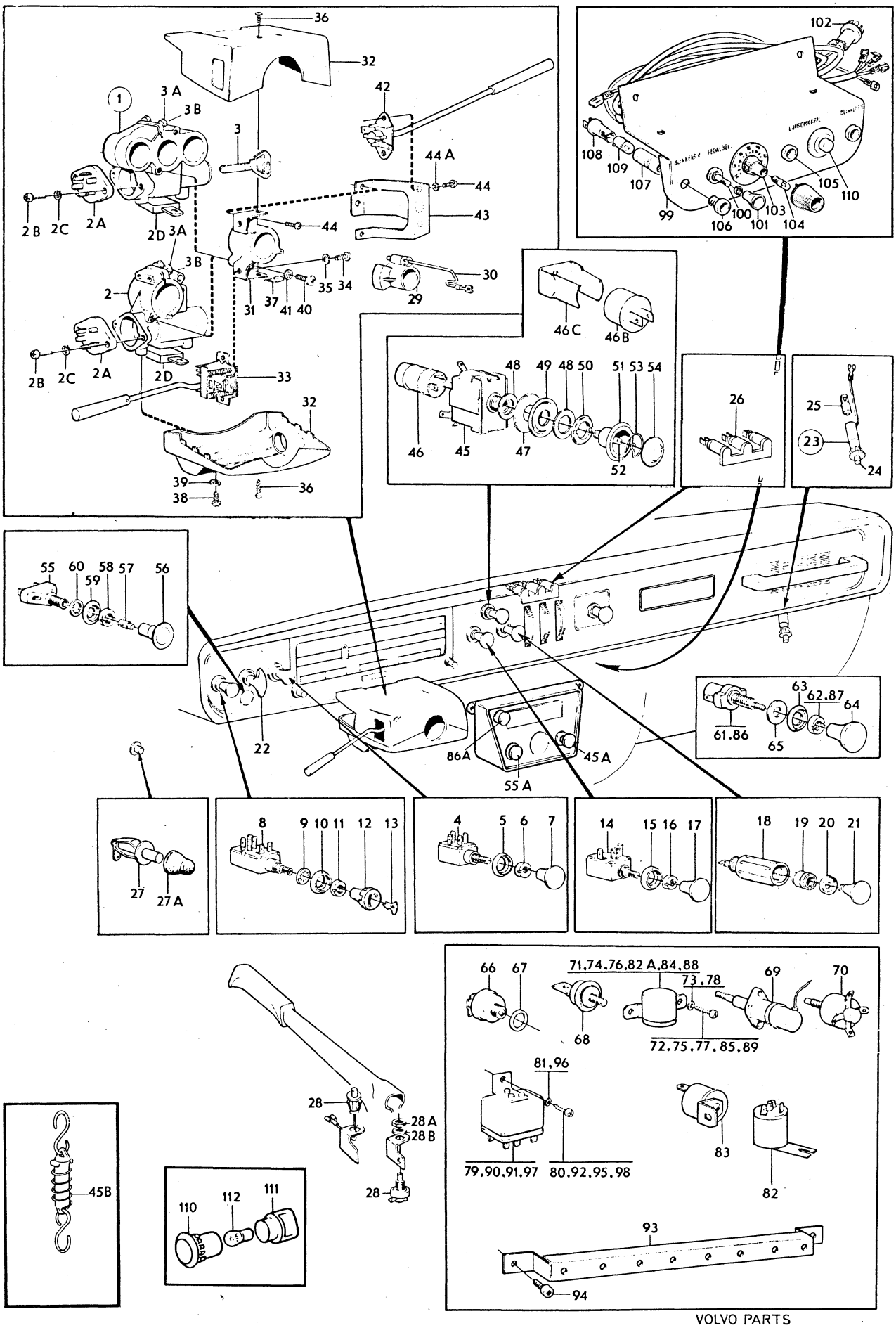

VOLVO PARTS
1 030 10849

Sida Page	Grupp Group	Kopplings–och kontrollorgan	Connecting and control unit	Illustration	1250
84	3			10849 1979–11	

Pos. Fig.	Antal/Quantity				Artikel nr Part No	Benämning	Description	Sats Kit	B P S R	Anmärkning Notes	
92	3	–	–	–	955137-5	Skruv	Screw			22) B20E	6090
x 93	1	–	–	–	1210135-8	Panel för reläer	Panel for relay			22) (680555)	6100
94	2	–	–	–	958236-2	Skruv	Screw			22)	6110
95	ERF	–	–	–	955126-8	Skruv	Screw			L 10	6120
	ERF	–	–	–	955125-0	Skruv	Screw			L 8	6130
96	3	–	–	–	955946-9	Låsbricka	Lock washer			22) B20E	6140
97	1	–	–	–	241302-9	Relä, mellanruta	Relay, partition screen			SPEC UTF 1550,1556,1582,	6150
										1600,1601,1602,1712,1713	6160
98	2	–	–	–	955138-3	Skruv	Screw			SPEC UTF 1550,1556,1582,	6170
										1600,1601,1602,1712,1713	6180
99	1	–	–	–		Panel	Panel		8	SPEC UTF 1593	
100	1	–	–	–	656700-2	Strömbrytare pedalbel.	Switch, pedal light			SPEC UTF 1593	6200
101	1	–	–	–	680365-4	Knopp	Button			SPEC UTF 1593	6210
102	1	–	–	–	680363-9	Pedalbelysning	Pedal light			SPEC UTF 1593	6220
103	1	–	–	–	649422-3	Fartvarnare	Speed warning		8	SPEC UTF	6230
104	1	–	–	–	649579-0	•Glödlampa	•Bulb		8		6240
105	1	–	–	–	688639-4	Lins, blå	Lens, blue			SPEC UTF 1593	
106	2	–	–	–	663091-7	Lins, grön	Lens, green		8	SPEC UTF	6260
107	3	–	–	–	663093-3	Hylsa	Sleeve			SPEC UTF 1593	6270
108	3	–	–	–	663094-1	Sockel	Socket			SPEC UTF 1593	6280
110	1	–	–	–	240533-0	Kontakt	Contact			SPEC UTF 1593	6290
109	3	–	–	–	277703-5	Glödlampa	Bulb			SPEC UTF 1593	6300
110	1	–	–	–	687979-5	Kontrollampa	Control lamp		8	142 CH 283500–	6310
										144 CH 295522–	6320
										145 CH 125682–	6330
111	1	–	–	–	677292-5	Lamphållare	Retainer			142 CH 283500–	6340
										144 CH 295522–	6350
										145 CH 125682–	6360
112	1	–	–	–	277747-2	Glödlampa	Bulb			142 CH 283500–	6370
	–	–	–	–						144 CH 295522–	6380
	–	–	–	–						145 CH 125682–	6390

22. 142 CH 178960–. 144 CH 194140–. 145 CH 61600–.

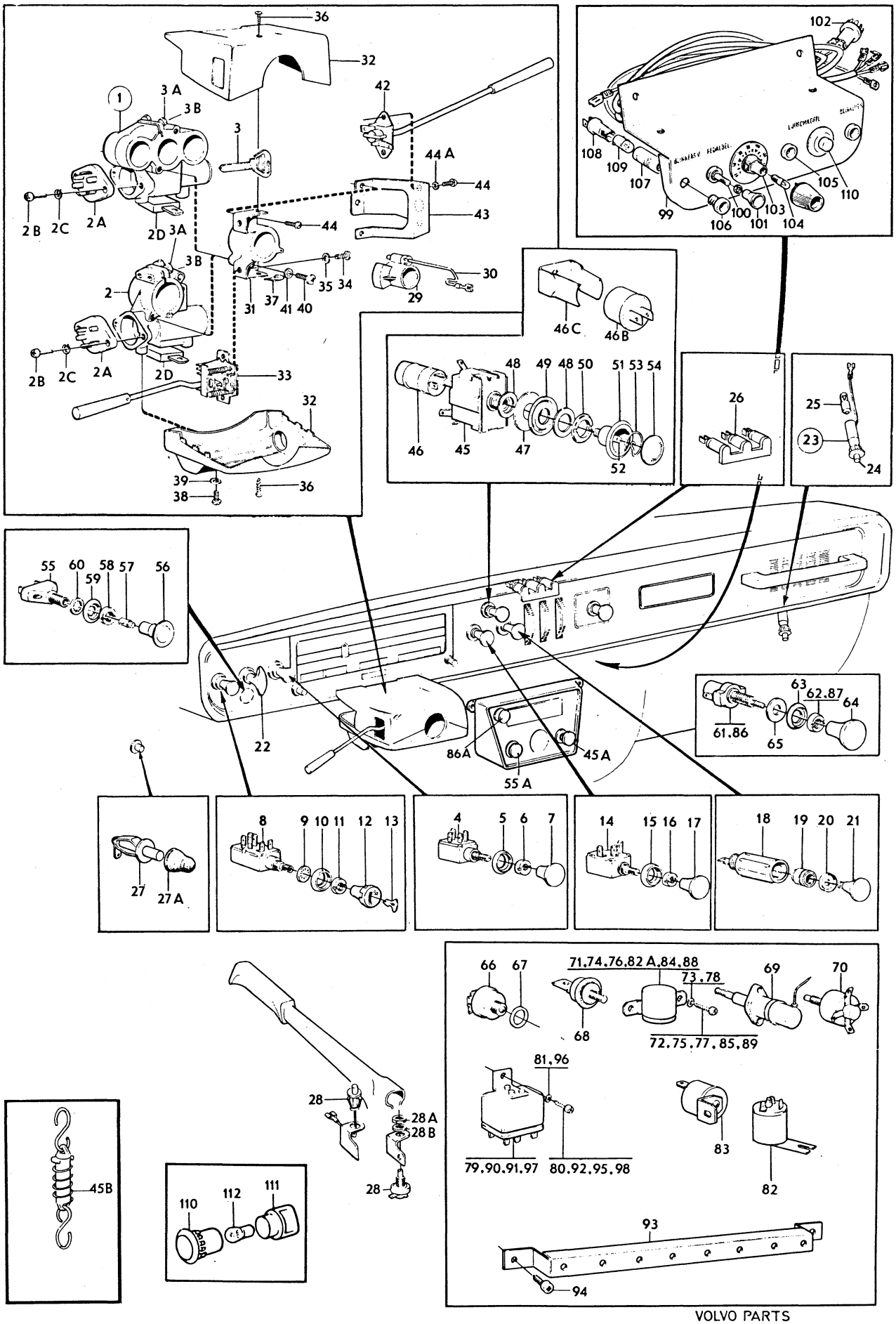

VOLVO PARTS
1 030 10849

Sida Page	Grupp Group	Instrumentering, instrumentutrustning	Instrumentation, instrument equipment	Illustration
86	3			1300 10850 1979–11

Pos. Fig.	Antal/Quantity				Artikel nr Part No	Benämning	Description	Sats Kit	BPSR	Anmärkning Notes	
1	1	–	–	–	1210161-4	Kombinerat instrument	Combined instrument			26) KM (683900)	1010
	1	–	–	–	1210155-6	Kombinerat instrument	Combined instrument		8	27) KM	1020
	1	–	–	–	1210162-2	Kombinerat instrument	Combined instrument			(683901) MILES,	1030
										142 CH–249929,	1040
										144 CH–263069,	1050
										145 CH–103379	1060
	1	–	–	–	1210156-4	Kombinerat instrument	Combined instrument		8	27) MILES	1100
	–	–	–	–		Det se sida 92, 2-D21	Comps page 92, 2-D21				1110
2	1	–	–	–		Tankarmatur	Fuel gauge sender			SE GRUPP 2C	1120
3	1	–	–	–	679852-4	Temperaturgivare	Temperature sender			(678069)	1130
4	1	–	–	–	11996-6	Bricka	Washer			144 CH–9443	
4a	1	–	–	–	955894-1	Bricka	Washer			B20E, B20F.	1145
x 5	1	–	–	–	1266085-8	Oljetryckskontakt	Oilpressure contact			(672910)	1150
6	1	–	–	–	190663-5	Skruv	Screw		8	TID UTF	1160
7	1	–	–	–	955949-3	Låsbricka	Lock washer			TID UTF	1170
8	1	–	–	–		Bromskontakt	Brake contact			SE GRUPP 5	1180
9	1	–	–	–	670506-5	Hastighetsmätarslang	Speedometer cable			21) M40 VST L 1580	
	1	–	–	–	676695-0	Hastighetsmätarslang	Speedometer cable			21) M40 HST L 16655	
	1	–	–	–	670506-5	Hastighetsmätarslang	Speedometer cable			22) M40 L 1580	1210
	1	–	–	–	676696-8	Hastighetsmätarslang	Speedometer cable			26) M41 L 1800	1220
	1	–	–	–	676695-0	Hastighetsmätarslang	Speedometer cable			27) M41 L 1665	1230
										142 CH–286394	1231
										144 CH–298721	1232
	1	–	–	–	676695-0	Hastighetsmätarslang	Speedometer cable			BW35 142 CH–193376	1240
										144 CH–204441, L 1665	1250
	1	–	–	–	676695-0	Hastighetsmätarslang	Speedometer cable			HST B20E, F, BW35	1260
										B20 BW35, 142 CH	1270
										193377–, 144 CH 204442–	1280
	1									L 1665	1290
	1	–	–	–	676696-8	Hastighetsmätarslang	Speedometer cable			VST B20E, F, BW35.	1300
										142 CH 193377–, 144	1310
										CH 204442–, L 1800	1320
										M41, 142 CH 286395–	1321
										144 CH 298722–	1322
10	1	–	–	–		•Drivlina	•Drive cable		8		1330
11	–	–	–	–		Hastighetsmätardrev	Speedometer worm			SE GRUPP 4	1340
12	1	–	–	–		Lagerhylsa	Bearing cage			SE GRUPP 4	1350
13	1	–	–	–	1212500-1	Vinkelväxel	Helical gear			27) M41 142 CH–286394	
										144 CH–298721	
14	1	–	–	–	1212553-0	Medbringarstift	Pin			27) M41 142 CH–286394	1370
										144 CH–298721	1371
15	1	–	–	–	941265-1	Skyddsbussning	Bushing			VST	1380
	1	–	–	–	941265-1	Skyddsbussning	Bushing			22) HST	1390
16	ERF	–	–	–	951188-2	Klammer	Clamp				
	1	–	–	–	951191-6	Klammer	Clamp			M40	
16a	1	–	–	–	952623-7	Klammer	Clamp			HST	1411
17	1	–	–	–	960862-1	Skruv	Screw			M40	1420
	1	–	–	–	190665-0	Skruv	Screw			M40	1430
	1	–	–	–	190665-0	Skruv	Screw			M41	1440
	1	–	–	–	955137-5	Skruv	Screw			BW35	1450
17a	1	–	–	–	955137-5	Skruv	Screw			HST	1456
18	1	–	–	–	680472-8	Klammer	Clamp			BW35 VST	1460
19	1	–	–	–	955512-9	Skruv	Screw			BW35 VST	1470
20	1	–	–	–	677452-5	Signalhus	Signal, housing			26)	1480
	–	–	–	–		Överväxel	Overdrive				1490
21	1	–	–	–	277747-2	•Glödlampa	•Bulb			W1, 8D 12V 1,2W	1500
22	1	–	–	–	677454-1	•Lamphållare	•Socket				1510

21. 142 CH –178959. 144 CH –194139. 145 CH –61599.
22. 142 CH 178960–. 144 CH 194140–. 145 CH 61600–.
26. 142 CH –249929. 144 CH –263069. 145 CH –103379.
27. 142 CH 249930–. 144 CH 263070–. 145 CH 103380–.

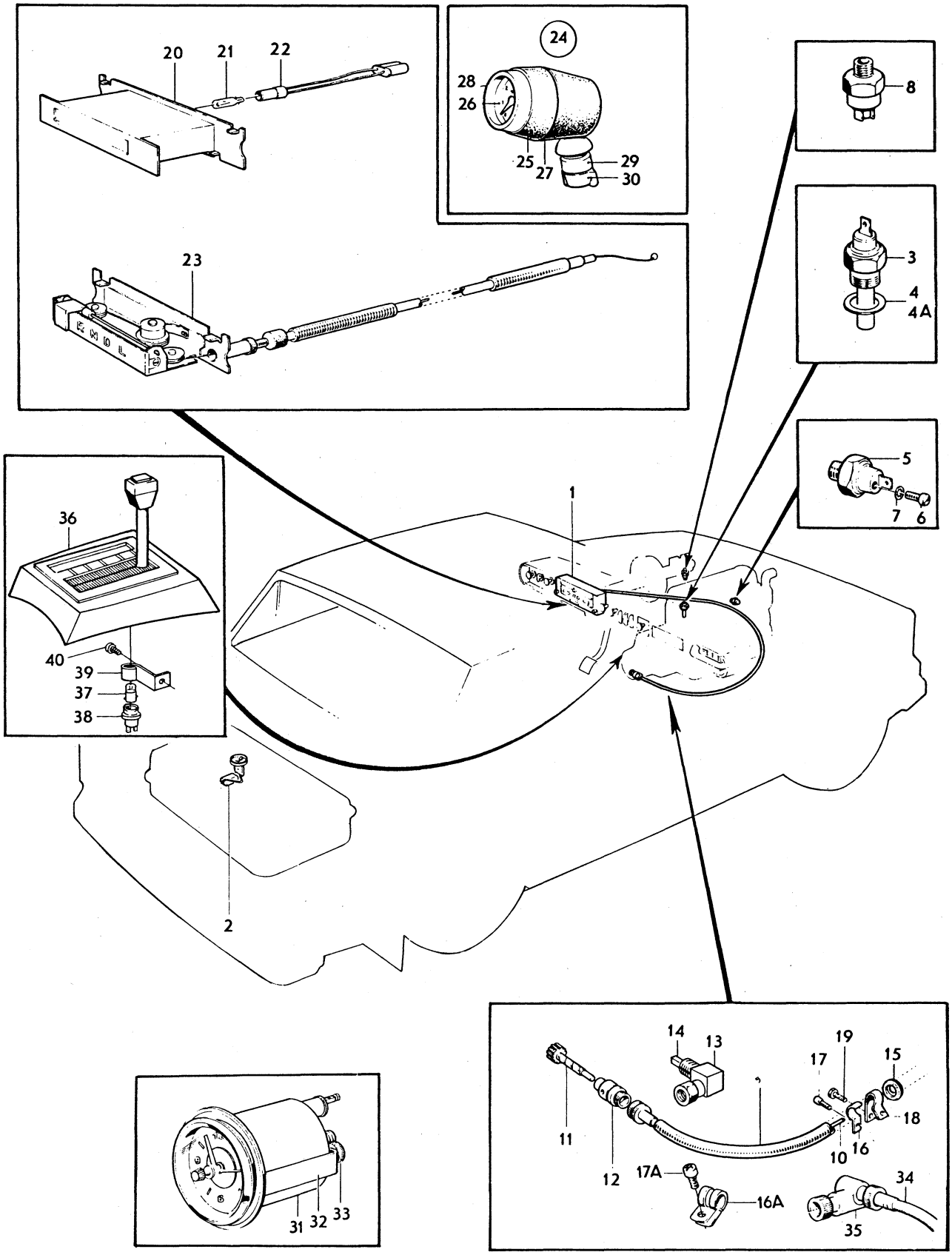

VOLVO PARTS
1 030 10850

Sida Page	Grupp Group	Instrumentering, instrumentutrustning	Instrumentation, instrument equipment	Illustration
88	3			10850 1979–11

1300

Pos. Fig.	Antal/Quantity				Artikel nr Part No	Benämning	Description	Sats Kit	BPSR	Anmärkning Notes	
23	1	–	–	–	677455-8	Växellägesindikator	Gear position indicator			16) BW35	1520
	1	–	–	–	679939-9	Växellägesindikator	Gear position indicator			17,26)BW35	1530
24	1	–	–	–	281047-1	Varvräknare	Revolution counter		8		2010
25	1	–	–	–	682963-4	•Frontkåpa	•Front housing		8		2020
26	1	–	–	–		••Glas	••Lens		8		2030
27	1	–	–	–		••Packning	••Gasket		8		2040
28	1	–	–	–		••Ring	••Ring		8		2050
29	1	–	–	–	681125-1	•Hylsa	•Cover		8		2060
30	1	–	–	–	672586-5	•Vingmutter	•Butterfly nut				2070
x 31	1	–	–	–	1214031-5	Elektrisk klocka	Electric clock			22,26) (687248)	2080
										FS SPEC UTF 1602,	
										EXCL USA, CAN, FAV	2100
										SPEC UTF 1603,1606	2110
										1647,1648, 144 GL	2111
										VENV	2112
x	–	–	–	–	1214031-5	Elektrisk klocka	Electric clock			27) (687248) SPEC UTF	2120
										1602	
	1	–	–	–	1210033-5	Elektrisk klocka	Electric clock			27) LUX, USA CAN	2130
										SPEC UTF 1712, 1713,	2140
										1714, 1715	2150
32	1	–	–	–	688691-5	Fästjärn	Anchorage			26)	2160
	1	–	–	–	1210104-4	Fästjärn	Anchorage		8	27) SPEC UTF 1712,	2170
	–	–	–	–						1713	2171
33	1	–	–	–	688690-7	Mutter	Nut			26)	2190
	1	–	–	–	1210105-1	Mutter	Nut			27) SPEC UTF 1712,1713	2200
										1714, 1715	2210
34	1	–	–	–	649423-1	Wire,kmpl	Wire,cpl			SPE UTF 1593.	2220
35	1	–	–	–	674538-4	Vinkelväxel	Helical gear			SPEC UTF 1593	2230
36	1	–	–	–		Kåpa	Casing			27) BW35 SE GRUPP 4	2240
37	1	–	–	–	277747-2	Glödlampa	Bulb			27) BW35	2250
38	1	–	–	–	677292-5	Lamphållare	Bulb socket			27) BW35	2260
39	1	–	–	–	381722-8	Konsol	Bracket			27) BW35	2270
40	1	–	–	–	950007-5	Skruv	Screw			27) BW35	2280

16. 142 CH –52899. 144 CH –89799. 145 CH –9199.
17. 142 CH 52900–. 144 CH 89800–. 145 CH 9200–.
22. 142 CH 178960–. 144 CH 194140–. 145 CH 61600–.
26. 142 CH –249929. 144 CH –263069. 145 CH –103379.
27. 142 CH 249930–. 144 CH 263070–. 145 CH 103380–.

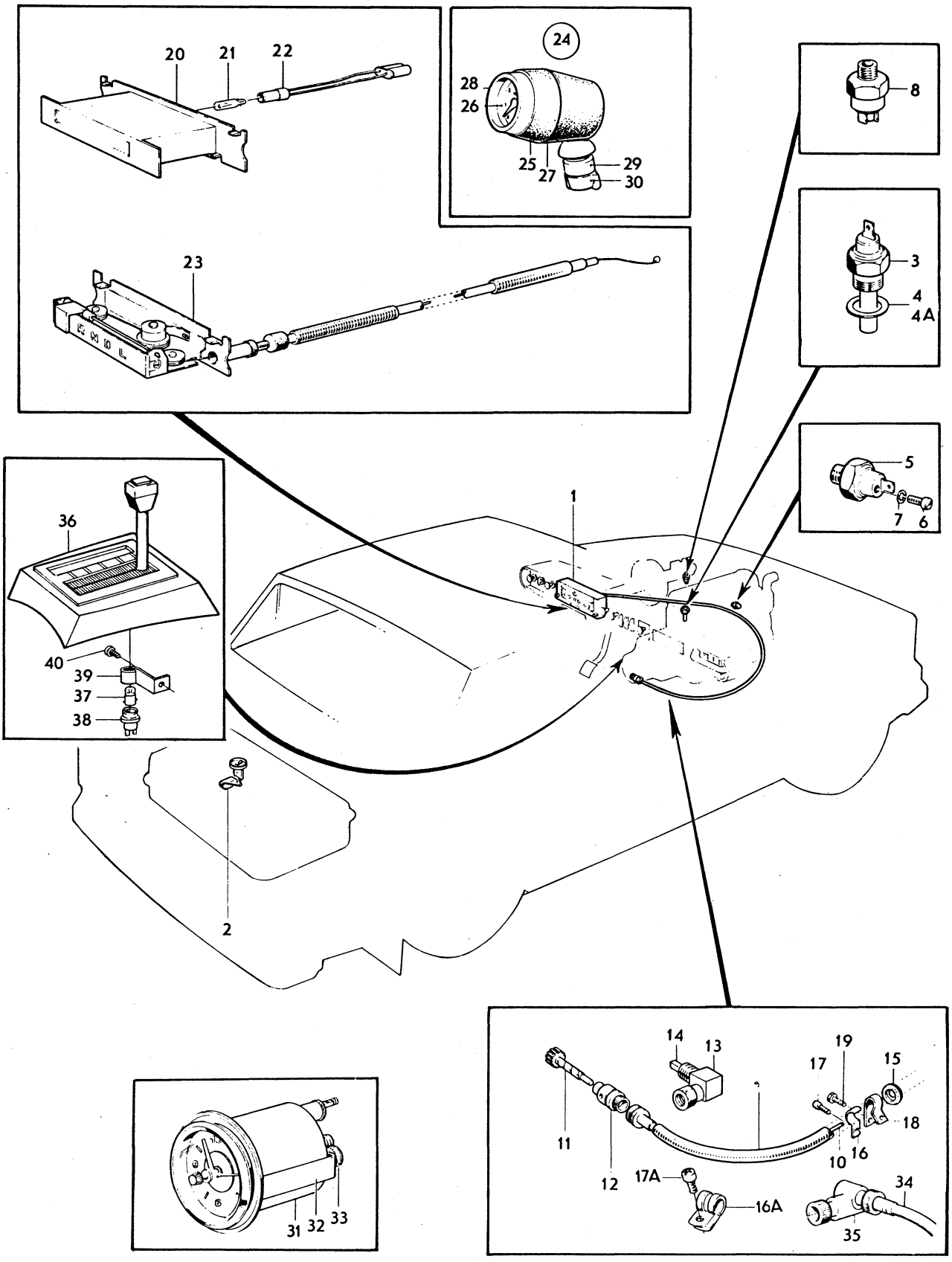

VOLVO PARTS
1 030 10850

Sida Page	Grupp Group	Kombinerat instrument	Combined instrument	Illustration	1350
90	3			9737 1979–11	

Pos. Fig.	Antal/Quantity 683 900	683 901			Artikel nr Part No	Benämning	Description	Sats Kit	B P S R	Anmärkning Notes	
1	1	–	–	–	683900-5	Kombinerat instrument	Combined instrument		8	KM ERS AV 1 ST	1010
										1210161–4	1011
										SE SIDA 92, 2-D21	1012
	–	1	–	–	683901-3	Kombinerat instrument	Combined instrument		8	MILES ERS AV 1 ST	1020
										1210162	1021
										SE SIDA 92, 2-D21	1022
2	1	1	–	–	684624-0	•Ledningsplatta	•Wiring plate				1030
3	1	1	–	–	678062-1	•Bränslemätare	•Fuel gauge				1040
4	2	2	–	–	955844-6	••Mutter	••Nut				1050
5	1	1	–	–	683902-1	•Kylvätsketermometen	•Coolant thermometer			(678063)	1060
6	2	2	–	–	955844-6	••Mutter	••Nut				0
7	1	1	–	–	1212910-2	•Reostat	•Rheostat			26)	1080
	1	1	–	–	1212570-4	•Reostat	•Rheostat			27)	1090
8	1	1	–	–	678065-4	•Hastighetsmarkerare	•Speedometer marker				1100
9	1	1	–	–	678066-2	•Knopp, trippmätare	•Button, tripe meter			TID UTF	1110
	–	–	–	–	681645-8	•Knopp, trippmätare	•Button, tripe meter			SEN UTF	1120
10	1	1	–	–	681646-6	•Hylsa	•Sleeve			SEN UTF	0
11	1	1	–	–	681647-4	•Fjäder	•Spring		8	SEN UTF	1140
12	1	1	–	–	680549-3	•Ratt,reostat	•Knob, rheostat				1150
13	2	2	–	–	677445-9	•Lamphållare	•Socket				1160
14	2	2	–	–	677448-3	•Glödlampa	•Bulb			W2, 2D, 12V, 3W	1170
x 15	5	5	–	–	1585673-5	•Lamphållare	•Socket			(677447)	1180
16	ERF	ERF	–	–	277747-2	•Glödlampa	•Bulb			W1, 8D, 12V, 1,2W	1190
17	2	2	–	–	677448-3	•Infästningsskruv	•Attaching screw				1200
						med låsring	with lockring				1210
18	1	1	–	–	677449-1	•Låsmutter	•Lock nut			TID UTF	1220
	–	–	–	–		Störningsskydd	Supressor				1230
19	1	1	–	–	956044-2	•Skruv	•Screw			SEN UTF	1240
20	1	1	–	–	955890-9	•Bricka	•Washer			SEN UTF	1250
21	1	1	–	–	684623-2	•Spänningsstabilisator	•Voltage stabilizer			(677450)	1260
22	1	1	–	–	684622-4	•Fäste	•Anchorage		8		1270
23	1	1	–	–	677451-7	•Namnskylt	•Name plate			26) M40	1280

26. 142 CH –249929. 144 CH –263069. 145 CH –103379.
27. 142 CH 249930–. 144 CH 263070–. 145 CH 103380–.

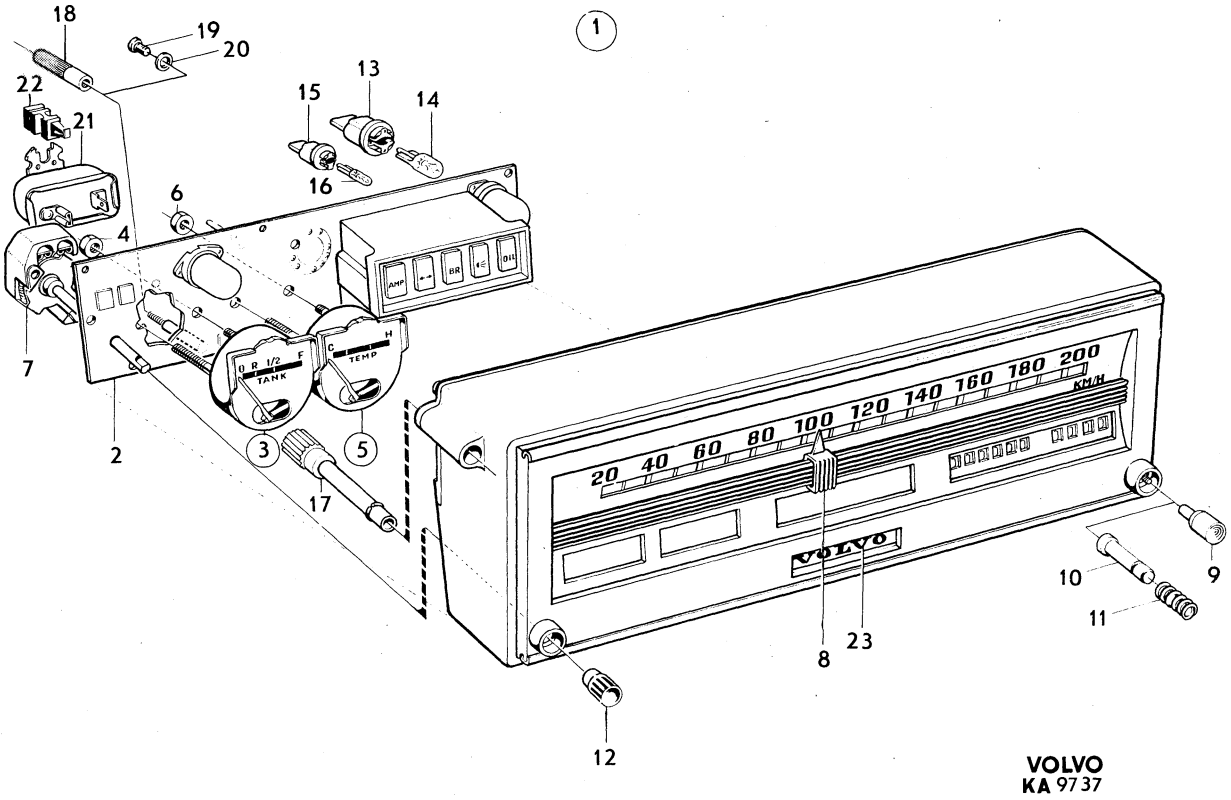

VOLVO
KA 9737

Sida Page 92 | Grupp Group 3 | Kombinerat instrument | Combined instrument | Illustration 9738 1979–11 | 1400

Pos. Fig.	Antal/Quantity 1210 161	1210 162	1210 155	1210 156	Artikel nr Part No	Benämning	Description	Sats Kit	B P S R	Anmärkning Notes	
1	1	–	–	–	1210161-4	Kombinerat instrument	Combined instrument			KM	1010
	–	1	–	–	1210162-2	Kombinerat instrument	Combined instrument			MILES	1020
	–	–	1	–	1210155-6	Kombinerat instrument	Combined instrument		8	KM	1030
	–	–	–	1	1210156-4	Kombinerat instrument	Combined instrument		8	MILES	1040
2	–	–	1	1	1210164-8	•Ledningsplatta	•Wiring plate				1050
x	1	1	–	–	1210170-5	•Ledningsplatta	•Wiring plate		8		1055
3	1	1	1	1	678062-1	•Bränslemätare	•Fuel gauge				1060
4	2	2	2	2	955844-6	••Mutter	••Nut				1070
5	1	1	1	1	683902-1	•Kylvätsketermometer	•Coolant thermometer			(678063)	1080
6	2	2	2	2	955844-6	••Mutter	••Nut				1090
7	1	1	1	1	1212910-2	•Reostat	•Rheostat			26)	1100
	1	1	1	1	1212570-4	•Reostat	•Rheostat			27)	0
8	1	1	1	1	678065-4	•Hastighetsmarkerare	•Speedometer marker				1120
9	1	1	1	1	678066-2	•Knopp, trippmätare	•Button tripp meter			TID UTF	1130
	1	1	1	1	681645-8	•Knopp, trippmätare	•Button tripp meter			SEN UTF	1140
10	1	1	1	1	681646-6	•Hylsa	•Sleeve			SEN UTF	1150
11	1	1	1	1	681647-4	•Fjäder	•Spring		8	SEN UTF	1160
12	1	1	1	1	680549-3	•Ratt, reostat	•Knob, rheostat				0
13	2	2	2	2	1210166-3	•Lamphållare	•Socket				1180
14	2	2	2	2	277748-0	•Glödlampa	•Bulb			W2, 2D, 12V, 3W	1190
15	5	5	7	7	1210167-1	•Lamphållare	•Socket				1200
16	ERF	ERF	ERF	ERF	277747-2	•Glödlampa	•Bulb			W1, 8D, 12V, 1,2W	1210
17	2	2	2	2	677448-3	•Infästningsskruv med låsring	•Attaching screw with lock ring				1220 1230
18	1	1	1	1	677449-1	•Låsmutter	•Lock nut			TID UTF	1240
	–	–	–	–		Störningsskydd	Supressor				1250
19	1	1	1	1	684623-2	•Spänningsstabilisator	•Voltage stabilizer				1260
20	1	1	1	1	1210165-5	•Fäste	•Anchorage		8		1270
21	1	1	1	1	677451-7	•Namnskylt	•Name plate			26) M40	1280
22	2	2	2	2	1210169-7	•Distansrör	•Spacer pipe				1290
23	2	2	2	2	1210168-9	•Distansskruv	•Spacer screw		8		1300
24	2	2	2	2	955844-6	•Mutter	•Nut				1310

26. 142 CH –249929. 144 CH –263069. 145 CH –103379.
27. 142 CH 249930–. 144 CH 263070–. 145 CH 103380–.

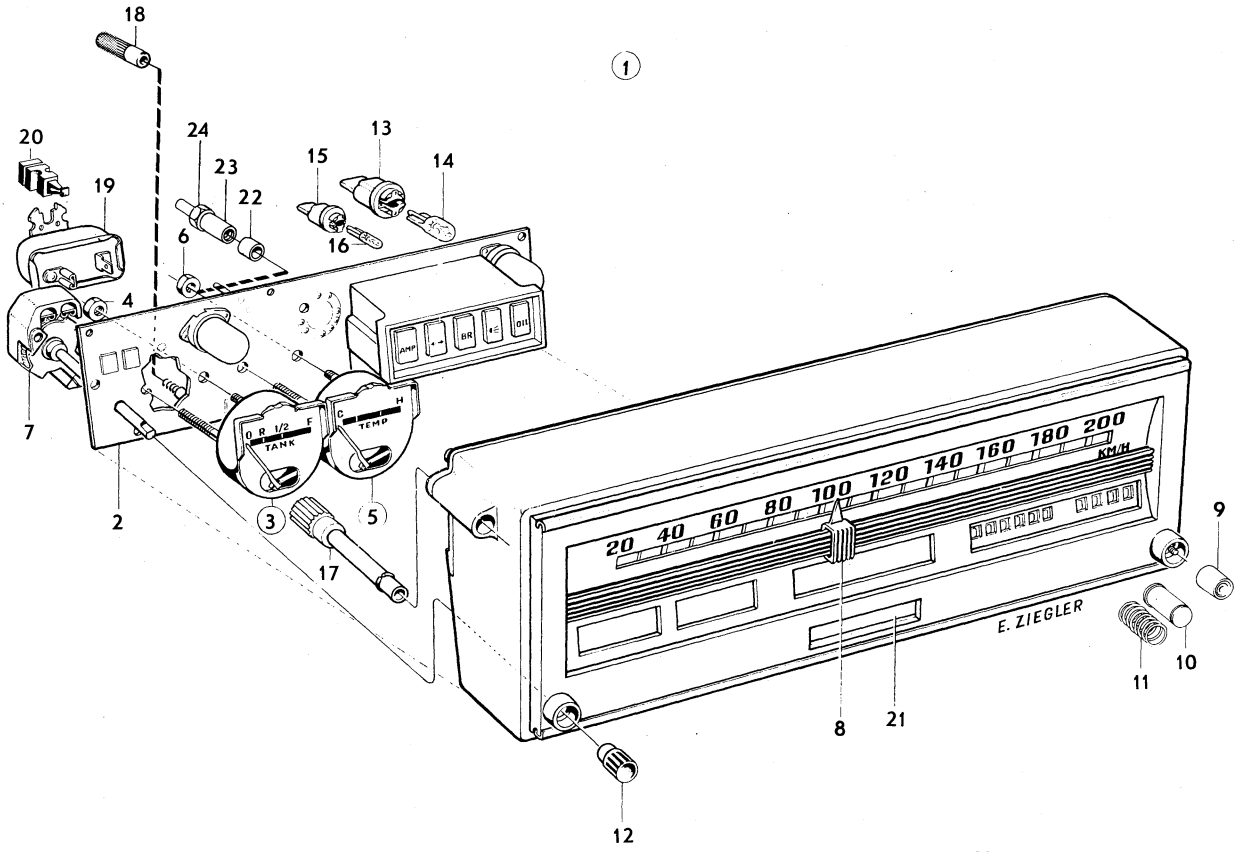

VOLVO
KA9738

Sida Page	Grupp Group	Elledningar, kontaktdon	Wiring, contact unit	Illustration 9625 1979–11	1450
94	3				

Pos. Fig.	Antal/Quantity VST	HST			Artikel nr Part No	Benämning	Description	Sats Kit	BPSR	Anmärkning Notes	
1	1	1	–	–	677208-1	Konsol	Bracket		8	142 CH–77859, 144 CH	1010
										–110705, 145 CH–17755	1020
2	40MM	40MM	–	–	13319-9	Gummilist	Rubber moulding			142 CH–77859, 144 CH	1030
										–110705, 145 CH–17755	1040
3	2	2	–	–	955137-5	Skruv	Screw			142 CH–77859, 144 CH	1050
										–110705, 145 CH–17755	1060
4	1	1	–	–	680452-0	Säkringsdosa	Fusebox		8	21) (677737)	1070
	1	1	–	–	681503-9	Säkringsdosa	Fusebox			MER 145 CH 1074–	1080
	1	1	–	–	681503-9	Säkringsdosa	Fusebox			21)	1090
	1	1	–	–	688363-1	Säkringsdosa	Fusebox			22)	1100
	1	1	–	–	686066-2	Säkringsdosa	Fusebox			144 GL VENV	1110
5	1	1	–	–	680451-2	•Lock	•Cover			21)	1120
	1	1	–	–	688413-4	•Lock	•Cover			22) EXCL B20E	1130
	1	1	–	–	688603-0	Lock	Cover			22,26) B20E USA CAN	1140
	1	–	–	–	688603-0	Lock	Cover			22,26) 145	1150
	1	1	–	–	688602-2	Lock	Cover			22,26) B20E EXCL USA CAN	1160
	1	1	–	–	1210102-8	Lock	Cover			27) B20E B20F	1170
6	4	4	–	–	11433-0	Säkring	Fuse			8A	1180
7	4	4	–	–	942545-5	Säkring	Fuse			5A	1190
7a	1	1	–	–	942785-7	Säkring	Fuse				1200
7b	1	1	–	–	688378-9	Plint säkringsdosa	Plinth fuse box			22) B20E	1210
8	1	1	–	–	273520-7	Säkringssats	Fuse kit				1220
8b	1	1	–	–	955946-9	Låsbricka	Lock washer			22) B20E 144 GL VENV	1230
9a	2	2	–	–	955127-6	Skruv	Screw			142 CH–77859, 144 CH	1240
										–110705	1250
	2	2	–	–	950024-0	Skruv	Screw			142 CH 77860–, 144 CH	1260
										110706–, 145 CH 17756–	1270
9b	2	2	–	–	955139-1	Skruv	Screw			22) B20E	1280
10	1	1	–	–		Lucka	Cover			SE GRUPP 8	1290
11	–	–	–	–		Batteriledningar	Battery cables			SE SIDA 4, 2-A05	1300
12	–	–	–	–		Stomledningar	Earth cables			SE SIDA 4, 2-A05	1310
13	–	–	–	–		Tändleningar	Ignition cables			SE SIDA 4, 2-A05	1320
14	1	–	–	–	681574-0	Ledningsknippe,	Cable harness,			18)	1330
						instrumentbräda	instrument panel				1340
	1	–	–	–	688375-5	Ledningsknippe,	Cable harness,			19,21,22,26) (682600)	1350
						instrumentbräda	instrument panel				1360
	1	–	–	–	688375-5	Ledningsknippe,	Cable harness,				1370
						instrumentbräda	instrument panel			21) USA CAN 142 CH	1380
										1500–112399, 144 CH	1390
										37100–138699, 145 CH	1400
										–30899, (682600)	1405
	–	1	–	–	681575-7	Ledningsknippe,	Cable harness,		8	18)	1410
						instrumentbräda	instrument panel				1420
	–	1	–	–	682604-4	Ledningsknippe,	Cable harness,		8	19,21)	1430
						instrumentbräda	instrument panel				1440
	1	–	–	–	1210038-4	Ledningsknippe,	Cable harness,			27)	1450
						instrumentbräda	instrument panel				1480
	–	1	–	–	688376-3	Ledningsknippe,	Cable harness,		8		1490
						instrumentbräda	instrument panel			22,26)	1500
	–	1	–	–	1210023-6	Ledningsknippe,	Cable harness				1510
						instrumentbräda	instrument panel			27)	1520
15	1	1	–	–	678179-3	•Kontakthus	•Contact housing				1530
16	1	–	–	–	677592-8	Ledningsknippe,	Cable harness,			144 CH–3809 EXCL 2687,	1540
						V hjulhus	L wheel housing			2688, 2783–2793	1550

18. 142 CH–112399. 144 CH–138699. 145 CH –30899.
19. 142 CH 112400–. 144 CH 138700–. 145 CH 30900–.
21. 142 CH –178959. 144 CH –194139. 145 CH –61599.
22. 142 CH 178960–. 144 CH 194140–. 145 CH 61600–.
26. 142 CH –249929. 144 CH –263069. 145 CH –103379.
27. 142 CH 249930–. 144 CH 263070–. 145 CH 103380–.

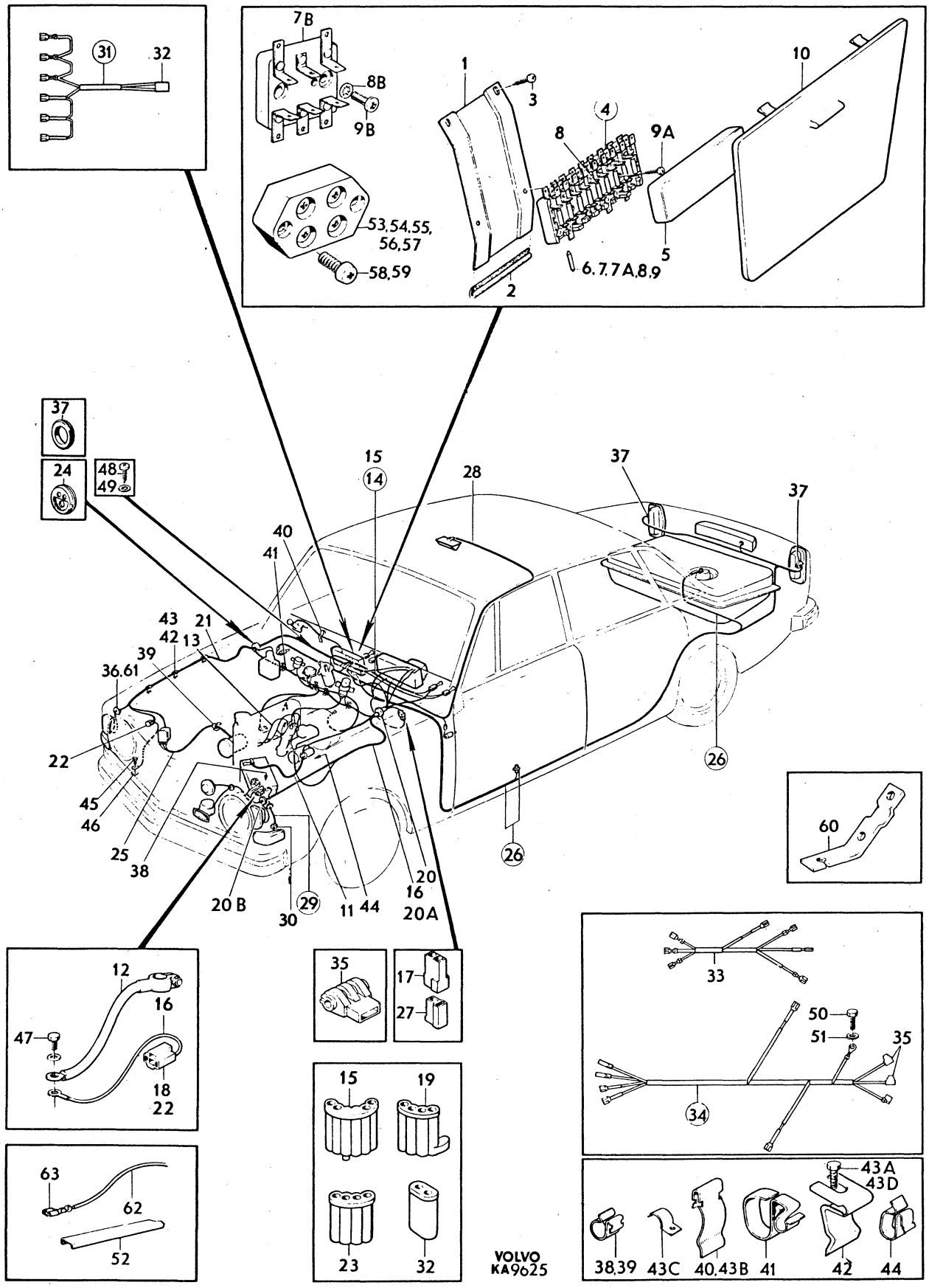

VOLVO
KA9625

Sida Page	Grupp Group	Elledningar, kontaktdon	Wiring, contact unit	Illustration	1450
96	3			9625 1979–11	

Pos. Fig.	Antal/Quantity VST	HST			Artikel nr Part No	Benämning	Description	Sats Kit	B P S R	Anmärkning Notes	
	1	–	–	–	679620-5	Ledningsknippe,	Cable harness,			142 CH–52899, 144 CH	1560
						V hjulhus	L wheel housing			3810–89799 INCL 2687,	1570
										145 CH–9199	1580
	1	–	–	–	686852-5	Ledningsknippe,	Cable harness,			17,21) (682597)	1590
						V hjulhus	L wheel housing				1600
	–	1	–	–	677847-6	Ledningsknippe,	Cable harness,		8	144 CH–3809, EXCL CH	2010
						V hjulhus	L wheel housing			2687, 2783–2790	2020
	–	1	–	–	679618-9	Ledningsknippe,	Cable harness		8	142 CH–52899, 144 CH	2030
						V hjulhus	L wheel housing			3810–89799, INCL 2687,	2040
										145 CH–9199	2050
	–	1	–	–	686855-8	Ledningsknippe,	Cable harness			21) (682602)	[illegible]
						V hjulhus	L wheel housing				2070
17	1	1	–	–	958209-9	•Stiftisolator	•Pin insulator				2080
	2	2	–	–	958209-9	•Stiftisolator	•Pin insulator			22)	2090
18	1	1	–	–	958211-5	•Hylsisolator	•Sleeve insulator				2100
19	1	1	–	–	678178-5	•Kontakthus	•Contact housing				2110
20	1	1	–	–	677291-7	•Gummibussning	•Rubber bushing				[illegible]
20a	1	–	–	–	1212913-6	Ledningsknippe,	Cable harness			22) (688369) M40, M41	[illegible]
						motorrum	engine house				2140
	–	1	–	–	1212914-4	Ledningsknippe,	Cable harness,		8	22) (688377) M40, M41	2150
						motorrum	engine house				2160
	1	–	–	–	688380-5	Ledningsknippe,	Cable harness,			22,26) BW35	2170
						motorrum	engine house				2180
	1	–	–	–	1212915-1	Ledningsknippe,	Cable harness			27) (1210114) BW35	2190
						motorrum	engine house				2200
	–	1	–	–	688386-2	Ledningsknippe,	Cable harness,			22,26) BW35	2210
						motorrum	engine house				2220
	–	1	–	–	1212916-9	Ledningsknippe,	Cable harness,		8	27) (1210115) BW35	2230
						motorrum	engine house				2240
x 20b	2	2	–	–	961970-1	•Gummibussning	•Rubber bushing			(961959)	2245
21	1	–	–	–	677593-6	Ledningsknippe,	Cable harness,			142 CH–52899, 144 CH–	2250
						H hjulhus	R wheel housing			89799, 145 CH–9199	2260
	1	–	–	–	686853-3	Ledningsknippe,	Cable harness,			17,21) EXCL USA CAN	2270
						H hjulhus	R wheel housing			(682598)	2280
	1	–	–	–	686854-1	Ledningsknippe,	Cable harness,			19) USA CAN (684029)	2290
						H hjulhus	R wheel housing				2300
	1	1	–	–	686854-1	Ledningsknippe,	Cable harness,			21) USA CAN (684029)	2310
						H hjulhus	R wheel housing				[illegible]
	–	1	–	–	679619-7	Ledningsknippe,	Cable harness,		8	(677848) 142 CH	[illegible]
						H hjulhus	R wheel housing			–52899, 144 CH	2340
										–89799, 145 CH–9199	2350
	–	1	–	–	686856-6	Ledningsknippe,	Cable harness,		8	17,21) (682603)	2380
						H hjulhus	R wheel housing				2390
22	1	1	–	–	958211-5	•Hylsisolator	•Sleeve insulator				[illegible]
23	1	1	–	–	683921-1	•Kontakthus	•Contact housing			(678180)	[illegible]
24	1	1	–	–	677291-7	•Gummibussning	•Rubber bushing				2420
25	1	–	–	–	677546-4	Ledningsknippe,	Cable harness,			142 CH–52899, 144 CH–	2430
						generator	dynamo			89799, 145 CH–9199	2440
	–	1	–	–	679908-4	Ledningsknippe,	Cable harness,		8	142 CH–52899, 144 CH–	2450
						generator	dynamo			89799, 145 CH–9199	2460
	–	1	–	–	682007-0	Ledningsknippe,	Cable harness,			17,21)	2470
						generator	dynamo				2480
	1	–	–	–	687928-2	Ledningsknippe,	Cable harness,			22) B20A	2490
						generator	dynamo				2500
	–	1	–	–	677718-9	Ledning, generator	Cable, dynamo		8	21)	2510

17. 142 CH 52900–. 144 CH 89800–. 145 CH 9200–.
19. 142 CH 112400–. 144 CH 138700–. 145 CH 30900–.
21. 142 CH –178959. 144 CH –194139. 145 CH –61599.
22. 142 CH 178960–. 144 CH 194140–. 145 CH 61600–.
26. 142 CH –249929. 144 CH –263069. 145 CH –103379.
27. 142 CH 249930–. 144 CH 263070–. 145 CH 103380–.

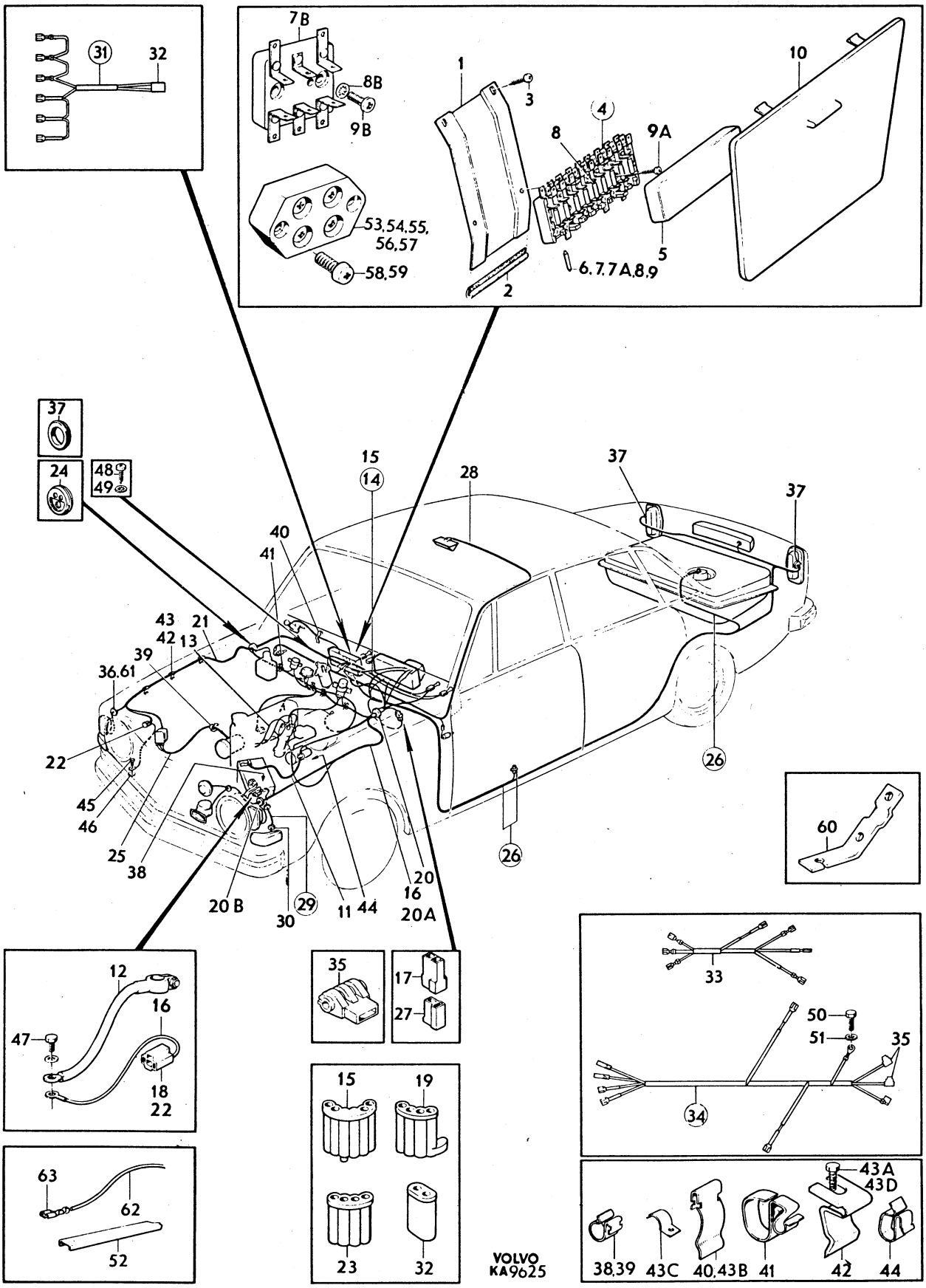

VOLVO
KA9625

Sida / Page	Grupp / Group	Elledningar, kontaktdon	Wiring, contact unit	Illustration 1450
98	3			9625 1979–11

Pos. Fig.	Antal/Quantity VST	HST			Artikel nr Part No	Benämning	Description	Sats Kit	BPSR	Anmärkning Notes	
26	1	1	–	–	679617-1	Ledningsknippe, bottensvällare	Cable harness, bottom rail		8	(677660) 142 CH –112399 144 CH –138699,	2520 2530 2540
	1	–	–	–	682607-7	Ledningsknippe, bottensvällare	Cable harness, bottom stop			20,26) 142, 144 EXCL B20E	2570 2580
	1	–	–	–	1210050-9	Ledningsknippe, bottensvällare	Cable harness, bottom stop			27) 142, 144	2590 2600
	–	1	–	–	684021-9	Ledningsknippe, bottensvällare	Cable harness, bottom stop		8	20,26) 142, 144 EXCL B20E	3010 3020
	–	1	–	–	1210051-7	Ledningsknippe bottensvällare	Cable harness, bottom stop		8	27) 142, 144	3030 3040
	1	–	–	–	688391-2	Ledningsknippe, bottensvällare	Cable harness, bottom stop		8	22,26) 142, 144 B20E	3 3060
	–	1	–	–	688392-0	Ledningsknippe, bottensvällare	Cable harness, bottom stop		8	22,26) B20E	3070 3080
	1	–	–	–	1210030-1	Ledningsknippe, bottensvällare	Cable harness, bottom rail			(682608) 145 NT	3090 3100
	1	–	–	–	683170-5	Ledningsknippe, bottensvällare	Cable harness, bottom stop		8	26) 145 HT	3 3140
	1	–	–	–	1210028-5	Ledningsknippe, bottensvällare	Cable harness, bottom stop		8	27) 145 HT	3150 3160
	–	1	–	–	682609-3	Ledningsknippe, bottensvällare	Cable harness, bottom stop		8	26) 145 NT	3170 3180
	–	1	–	–	1210117-6	Ledningsknippe, bottensvällare,	Cable harness, bottom stop		8	27) 145 NT	3190 3200
	–	1	–	–	683171-3	Ledningsknippe bottensvällare	Cable harness, bottom stop			26) 145 HT	3210 3220
	–	1	–	–	1210029-3	Ledningsknippe, bottensvällare	Cable harness, bottom stop		8	27) 145 HT	3230 3240
27	1	1	–	–	958210-7	•Hylsisolator	•Sleeve insulator				3250
28	1	1	–	–	677549-8	Ledningsknippe, innerbelysning	Cable harness, courtesy lamp				3260 3270
29	2	2	–	–	680546-9	Ledning, främre blinklykta	Cable, front flasher			18)	3280 3290
	2	2	–	–	686495-3	Ledning, främre blinklykta	Cable front flasher			19) (684016)	3300 3310
30	4	4	–	–	680507-1	•Gummibussning	•Rubber bushing				3320
31	1	1	–	–		Ledningsknippe, värmereglage	Cable harness, heater linkage		8	1)	3330 3
32	1	1	–	–	678181-9	•Kontakthus	•Contact housing				3350
33	1	1	–	–	679615-5	Ledningsknippe, överväxel	Cable harness, overdrive			(679615) M41 142 CH–52899, 144 CH–89799 145 CH–9199	3360 3370 3380 3390
34	1	1	–	–	677953-2	Ledningsknippe, automatisk växellåda	Cable harness, automatic gearbox		8	BW35, 144 CH–3809 EXCL 2687,2688,2783–2793	3 3
	1	1	–	–	679616-3	Ledningsknippe, automatisk växellåda	Cable harness, automatic gearbox			21) BW35 142, 145, 144 CH 3810– INCL 2687,2688 2783–2793	3440 3450 3460

1. Lagerföres ej. Anskaffas och tillverkas lokalt. Not stocked. Procure and modify locally. N'est pas stocké. A se procurer et à fabriquer sur place. Nicht lagervorrätig. Wird örlich angeschafft und hergestellt. No lo tenemos en existencia. Se adquiere y fabrica localmente.
18. 142 CH–112399. 144 CH–138699. 145 CH –30899.
19. 142 CH 112400–. 144 CH 138700–. 145 CH 30900–.
20. 142 CH–161916. 144 CH 138700–.
21. 142 CH –178959. 144 CH –194139. 145 CH –61599.
22. 142 CH 178960–. 144 CH 194140–. 145 CH 61600–.
26. 142 CH –249929. 144 CH –263069. 145 CH –103379.
27. 142 CH 249930–. 144 CH 263070–. 145 CH 103380–.

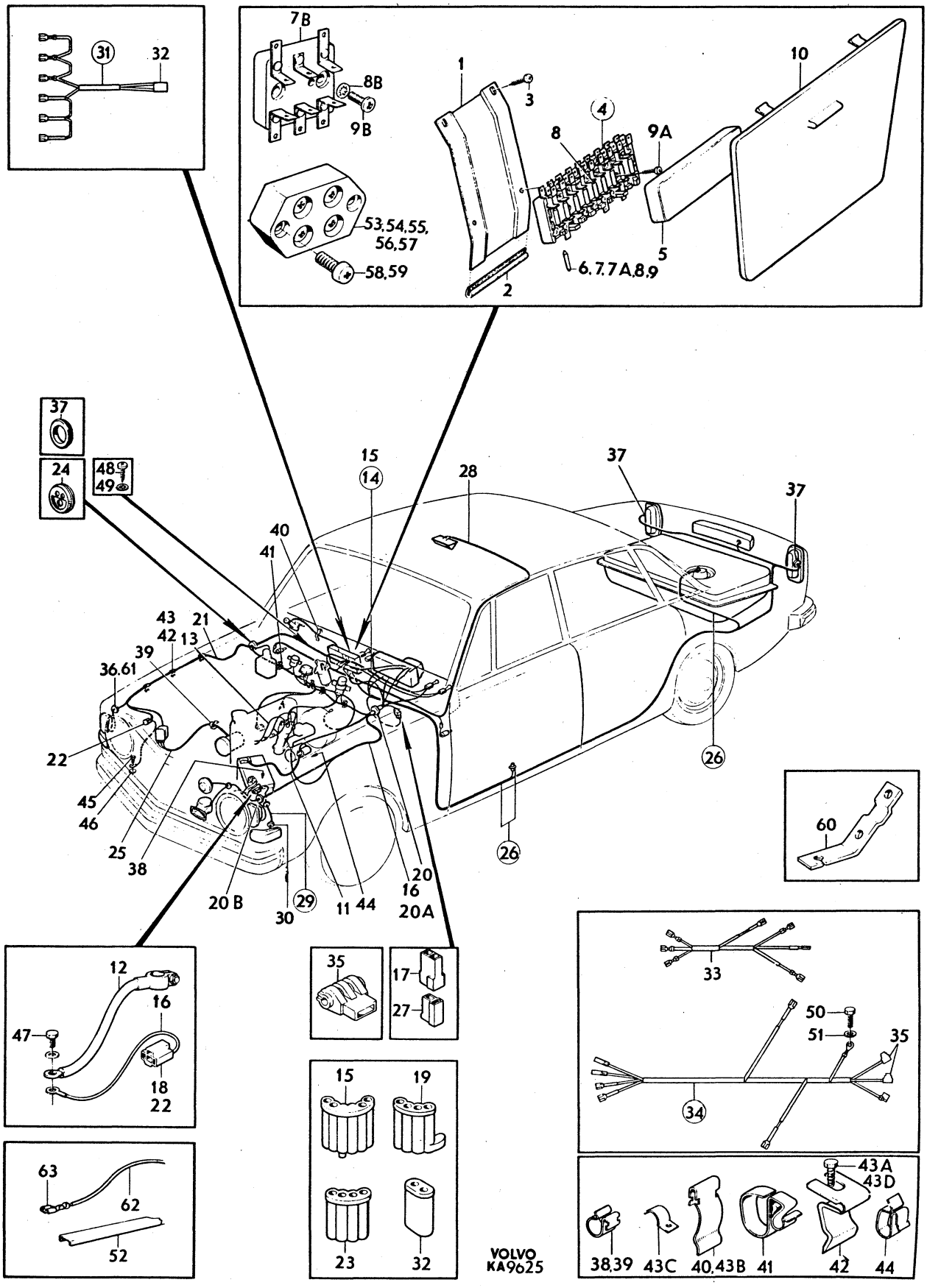
7B
8B
9B
1
3
4
8
9A
10
53,54,55,
56,57
58,59
2
5
6,7,7A,8,9
31
32
37
24
48
49
15
14
28
37
37
40
41
43
42
21
13
39
36,61
22
45
46
25
38
20 B
30
29
11
44
20
16
20A
26
26
60
12
16
47
18
22
35
17
27
15
19
23
32
63
62
52
33
50
51
35
34
43A
43D
38,39
43C
40,43B
41
42
44
VOLVO
KA9625

Sida Page	Grupp Group	Elledningar, kontaktdon	Wiring, contact unit	Illustration 1450
100	3			9625 1979–11

	Pos. Fig.	Antal/Quantity VST	HST			Artikel.nr Part No	Benämning	Description	Sats Kit	B P S R	Anmärkning Notes	
		1	1	–	–	1212912-8	Ledningsknippe växellåda	Cable harness gearbox			M40,M41 142 CH 283500– 144 CH 295522– 145 CH 125682–	3465 3466 3467
		1	–	–	–	681572-4	Ledningsknippe, säkringsdosa–relä	Cable harness, fusebox–relay		8	21) MER FAV USA CAN CH 133807–	3470 3480
		1	1	–	–	686497-9	Ledning, främre sidobelysning	Cable, front side light			19) USA CAN (684026)	3490 3500
		1	1	–	–	688614-7	Ledning, summerlås	Cable, buzzer lock		8		3510
		1	1	–	–	688342-5	Ledningsknippe, bensinpump	Cable harness, fuel pump			22) B20E	3520 3530
		1	1	–	–	688360-7	Ledningsknippe, direktinsprutning	Cable harness, fuel injection			22,26) B20E	3 3
x		1	1	–	–	1214821-9	Ledningsknippe, direktinsprutning	Cable harness, fuel injektion			27) (1214034) B20E/F	3560 3570
x		1	1	–	–	1214822-7	Ledningsknippe, temperaturkännare	Cable harness, temperatur gauge			27) (1214034) B20E/F	3575 3576
		1	1	–	–	688405-0	Ledningsknippe, klocka	Cable harness, clock			22)	3 3
		1	1	–	–	1212583-7	Ledningsknippe, matning relä	Cable harness, relay			22) (688408) B20E/F	4010 4020
		1	1	–	–	1212563-9	Ledningsknippe, el.bakruta och nummerplåtsbelysning	Cable harness, heated rear window number plate light			26) (683173) 145	4050 4060 4070
	35	2	2	–	–	958233-9	•Hylsisolator	•Sleeve insulator				4080
		1	1	–	–	958233-9	Hylsisolator	Sleeve insulator			142 CH 283500– 144 CH 295522– 145 CH 125682–	4085 4086 4087
	36	3	3	–	–	941265-1	Gummibussning	Rubber bushing				4090
	37	2	2	–	–	678347-6	Gummibussning	Rubber bushing				4100
	37a	2	–	–	–	679163-6	Klammer	Clip			145 D1 10,5	4110
	37b	3	–	–	–	679164-4	Klammer	Clip			145	4120
	38	–	1	–	–	192248-3	Klammer	Clip			21) D1 6 BW35	4130
		ERF	ERF	–	–	18387-1	Klammer	Clip			D1 9,5	4140
		5	1	–	–	192230-1	Klammer	Clip			145 HT	4150
		–	1	–	–	191404-3	Klammer	Clip			D1 12,7	4160
	39a	–	1	–	–	192385-3	Klammer, generator	Clip, dynamo			D1 10,3	4170
		1	–	–	–	682388-4	Klammer, generator	Clip, dynamo			19,21) EXCL USA CAN	4180
		1	1	–	–	190208-9	Klammer, generator	Clip, dynamo			19,21) USA CAN	4
		1	1	–	–	311738-9	Klammer, generator	Clip, dynamo			19,21) USA CAN	4
	39b	1	–	–	–	952626-0	Klammer, generator	Clip, dynamo			22)	4210
	40	1	1	–	–	677478-0	Klammer, instrumentbräda	Clip, instrument panel			142 CH–1499 144 CH–37099	4220
x	41	6	6	–	–	947987-4	Klammer, mellanbräda	Clip, firewall			21) (682101)	4230
x		1	1	–	–	947987-4	Klammer, mellanbräda	Clip, firewall			22) (682101) B20E	4240
	42	6	6	–	–	677849-2	Klammer	Clip				4
		3	3	–	–	677849-2	Klammer	Clip			22) INCL VENV	4
	43a	6	6	–	–		Skruv	Screw			SE GRUPP 8	42
x	43b	1	1	–	–	947987-4	Klammer	Clip			(682101)	4280
		2	2	–	–	943797-1	Klammer	Clip			22) 142 144	4290
		2	2	–	–	943797-1	Klammer	Clip			20) MER	4300
		2	2	–	–	943797-1	Klammer	Clip			21) 142 EXCL FAV USA CAN 144	4310 4320
	43c	–	1	–	–	957213-2	Klammer	Clip			21) BW35	4330
		1	–	–	–	957213-2	Klammer	Clip			21) M40, M41	4340
		1	–	–	–	957214-0	Klammer	Clip			21) BW35	4350
		2	2	–	–	957214-0	Klammer, tunnel	Clip, tunnel			22) B20E	4360

19. 142 CH 112400–. 144 CH 138700–. 145 CH 30900–.
20. 142 CH–161916. 144 CH 138700–.
21. 142 CH –178959. 144 CH –194139. 145 CH –61599.
22. 142 CH 178960–. 144 CH 194140–. 145 CH 61600–.
26. 142 CH –249929. 144 CH –263069. 145 CH –103379.
27. 142 CH 249930–. 144 CH 263070–. 145 CH 103380–.

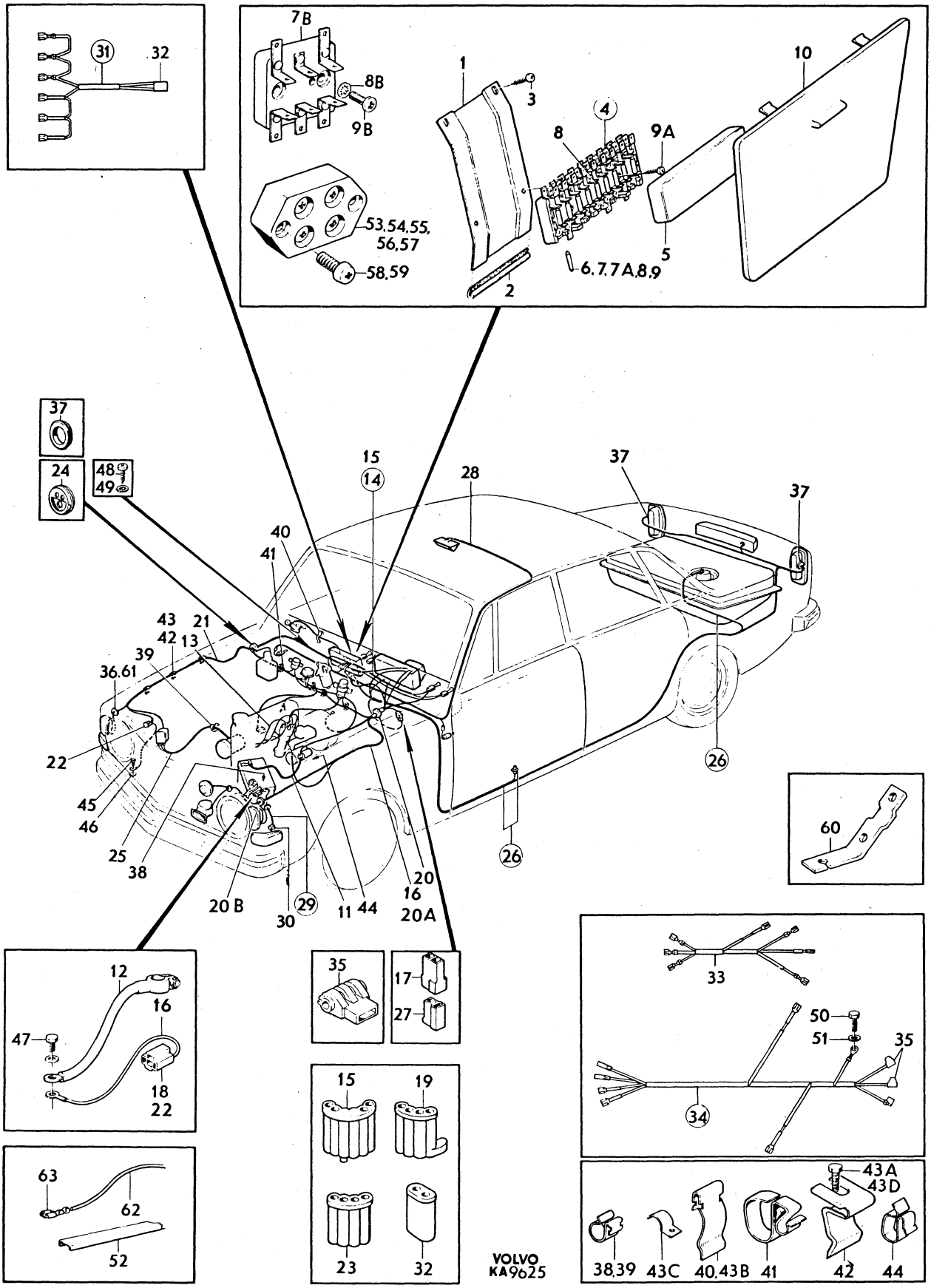
31
32
7B
8B
9B
53,54,55,
56,57
58,59
1
3
4
8
9A
10
5
6,7,7A,8,9
2
37
24
48
49
15
14
28
37
37
40
41
43
42
21
13
39
36,61
22
45
46
25
38
20 B
30
29
11
44
20
16
20A
26
26
60
12
16
47
18
22
35
17
27
15
19
23
32
63
62
52
33
50
51
35
34
43A
43D
38,39
43C
40,43B
41
42
44
VOLVO
KA9625

Sida Page	Grupp Group	Elledningar, kontaktdon	Wiring, contact unit	Illustration 9625 1979–11	1450
102	3				

Pos. Fig.	Antal/Quantity VST	HST			Artikel nr Part No	Benämning	Description	Sats Kit	BPSR	Anmärkning Notes	
	3	3	–	–	1212854-2	Klammer, mellanbräda	Clip, fire wall			22)	4370
	2	2	–	–	951189-0	Klammer	Clip				4380
	1	1	–	–	951190-8	Klammer, knutplåt	Clipe, tieplate			22) BW35	4390
	1	1	–	–	951190-8	Klammer, knutplåt	Clipe, tieplate			M40	4400
	1	1	–	–	18335-0	Klammer, knutplåt	Clipe, tieplate			22) M40, M41	4410
43d	4	4	–	–	955137-5	Skruv för klammer	Screw for clip			22) B20E	4420
	1	1	–	–	955137-5	Skruv för klammer	Screw for clip				4430
	1	–	–	–	955137-5	Skruv vid generator	Screw at dynamo			22)	4440
44	3	3	–	–	943577-7	Klammer	Clip		8	22) B20E	4450
	1	1	–	–	18986-0	Klammer	Clipe			22) B20E	4460
45	1	1	–	–	955522-8	Skruv, jordning	Screw earth				[illegible]
	–	1	–	–	955137-5	Skruv, jordning	Screw, earth			17,21)	4480
	1	–	–	–	941905-2	Skruv, jordning vindrutespolare	Screw, earth windscreen washer				4490 4500
	1	1	–	–	955126-8	Skruv, jordning bakruta	Screw, earth rear glass			20) MER	4510 4520
	1	1	–	–	955126-8	Skruv, relä	Screw, relay			22) EXCL B20E	[illegible]
46	1	1	–	–	955949-3	Låsbricka	Lock washer				4540
47	1	1	–	–		Skruv, jordning	Screw, earth			SE SIDA 6	4550
48	1	1	–	–	955139-1	Skruv, jordning	Screw, earth				4560
49	1	1	–	–	955946-9	Låsbricka	Lock washer				4570
	1	1	–	–	955945-1	Låsbricka	Lock washer			20) MER	4580
	1	1	–	–	955945-1	Låsbricka	Lock washer			21) 142 FAV USA CAN	4590
	1	1	–	–	955981-6	Bricka	Washer			20) MER	4600
	1	1	–	–	955981-6	Bricka	Washer			21) 142 144 INCL FAV USA CAN	5010 5020
	3	3	–	–	955946-9	Låsbricka	Lock washer			22) B20E	5030
50	1	2	–	–	955534-3	Skruv, jordning	Screw earth			BW35	5040
51	1	1	–	–	940097-9	Bricka	Washer			BW35	5050
52	115	–	–	–	682466-8	Skyddslist	Cap moulding				5060
53	1	1	–	–	347713-0	Skarvplint	Junktion		8		5070
54	1	1	–	–	347714-8	•Bottenplatta	•Bottom plate			)	5080
55	1	1	–	–	347716-3	•Lock	•Cover			) 142 CH 178960–.	5090
56	1	1	–	–	347715-5	•Kopplingsplatta	•Connecting plate			) 144 CH 194140–.	5100
57	2	2	–	–	956090-5	•Skruv	•Screw			) 145 CH 61600–.	5110
58	2	2	–	–	941906-0	•Fjäderbricka	•Resilient washer			)	5120
59	2	2	–	–	955141-7	Skruv	Screw			)	5130
60	1	1	–	–	688412-6	Hållare, batterikabel	Retainer battery cable			)	[illegible]
61	1	1	–	–	941262-8	Skyddsbussning	Protector bushing				5150
62	–	–	–	–		Ledningar, metervara	Cable sold by length			SE SIDA 104, 2-E09	5160
63	–	–	–	–		Ledningsskor	Cable terminal			SE SIDA 104, 2-E09	5170

17. 142 CH 52900–. 144 CH 89800–. 145 CH 9200–.
20. 142 CH–161916. 144 CH 138700–.
21. 142 CH –178959. 144 CH –194139. 145 CH –61599.
22. 142 CH 178960–. 144 CH 194140–. 145 CH 61600–.

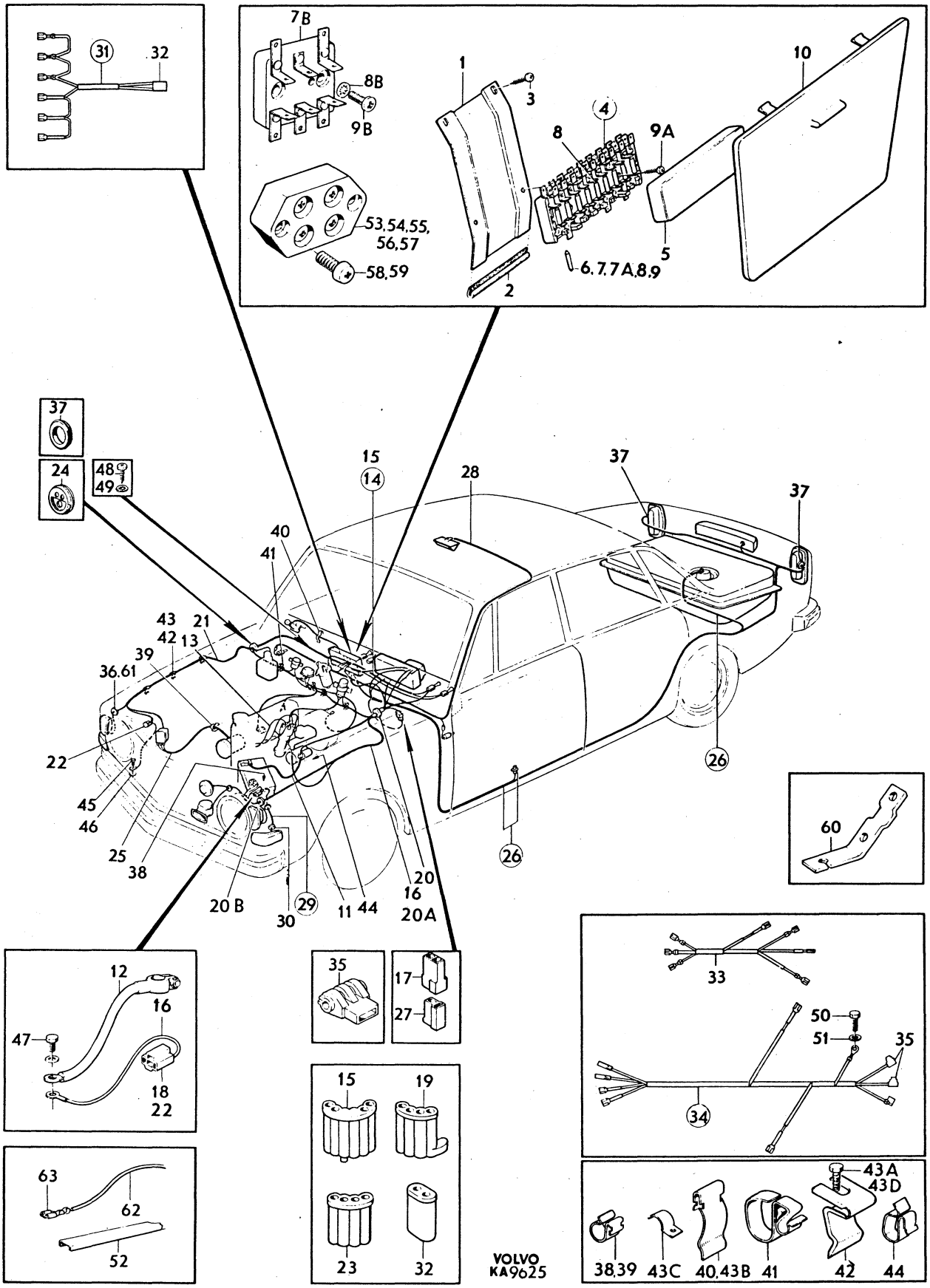
31
32
7B
8B
9B
53,54,55,
56,57
58,59
1
3
4
8
9A
10
5
2
6,7,7A,8,9
37
24
48
49
15
14
28
37
37
40
41
43
42
21
13
39
36,61
22
45
46
25
38
20 B
30
29
11
44
20
16
20A
26
26
60
12
16
47
18
22
35
17
27
15
19
23
32
33
50
51
35
34
63
62
52
43A
43D
38,39
43C
40,43B
41
42
44
VOLVO
KA9625

Sida Page	Grupp Group	Ledningar, metervara / ledningsskor	Cables (sold by length) / cable terminals	Illustration 1500 / 8334 / 1979–11
104	3			

Pos. Fig.	Antal/Quantity VST	HST			Artikel nr Part No	Benämning	Description	Sats Kit	BPSR	Anmärkning Notes	
1	–	–	–	–		Ledning	Cable				1010
	ERF	ERF	–	–	954443-8	•Rk 1,5 kvmm svart	•Rk 1.5 sq mm black				1020
	ERF	ERF	–	–	954444-6	•Rk 1,5 kvmm brun	•Rk 1.5 sq mm brown				1030
	ERF	ERF	–	–	954445-3	•Rk 1,5 kvmm röd	•Rk 1.5 sq mm red				1040
	ERF	ERF	–	–	954446-1	•Rk 1,5 kvmm gul	•Rk 1.5 sq mm yellow				1050
	ERF	ERF	–	–	954447-9	•Rk 1,5 kvmm grön	•Rk 1.5 sq mm green				1060
	ERF	ERF	–	–	954448-7	•Rk 1,5 kvmm blå	•Rk 1.5 sq mm blue				1070
	ERF	ERF	–	–	954449-5	•Rk 1,5 kvmm grå	•Rk 1.5 sq mm grey				1080
	ERF	ERF	–	–	954450-3	•Rk 1,5 kvmm vit	•Rk 1.5 sq mm white				1090
x	ERF	ERF	–	–	1219709-1	•Rkkb 1,5 kvmm röd	•Rkkb 1,5 sq mm red			(11925)	1100
	ERF	ERF	–	–	954453-7	•Rk 2,5 kvmm röd	•Rk 2.5 sq mm red				1[illegible]
	ERF	ERF	–	–	954469-3	•Rk 6,0 kvmm röd	•Rk 6.0 sq mm red				1[illegible]
2	4	4	–	–	956926-0	Ledningssko	Cable terminal			EXCL M41 BW35	1130
	5	5	–	–	956926-0	Ledningssko	Cable terminal			M41	1140
	5	5	–	–	956926-0	Ledningssko	Cable terminal			BW35	1150
3	1	–	–	–	956929-4	Ledningssko	Cable terminal				1160
	2	2	–	–	956931-0	Ledningssko	Cable terminal				1[illegible]
4	5	2	–	–	956933-6	Ledningssko	Cable terminal				1[illegible]
5	3	1	–	–	958197-6	Ledningssko	Cable terminal				1190
6	2	2	–	–	958203-2	Ledningssko	Cable terminal				1200
7	ERF	ERF	–	–	956953-4	Ledningssko	Cable terminal			EXCL M41	1210
x 8	ERF	ERF	–	–	949211-7	Ledningssko	Cable terminal			(956954)	1220
9	5	5	–	–	956955-9	Ledningssko	Cable terminal				1230
10	2	2	–	–	958202-4	Ledningssko	Cable terminal			EXCL BW35	1240
	5	5	–	–	958202-4	Ledningssko	Cable terminal			BW35	1250
x 11	2	2	–	–	949201-8	Ledningssko	Cable terminal			(958216)	1260
x 12	5	6	–	–	949604-3	Ledningssko	Cable terminal			(958218)	1270
	1	1	–	–	958220-6	Ledningssko	Cable terminal				1280
13	6	6	–	–	954513-8	Ledningssko	Cable terminal				1290
14	ERF	ERF	–	–	942607-3	Ledningssko	Cable terminal				1300
15	4	4	–	–	941730-4	Ledningssko	Cable terminal				1310
16	ERF	ERF	–	–	956956-7	Ledningssko	Cable terminal				1320
17	1	1	–	–	956958-3	Ledningssko	Cable terminal				1330
18	2	2	–	–	959046-4	Ledningsskoskydd	Cable terminal cap			144 GL VENV	1340
15	13	13	–	–	942607-3	Ledningssko	Cable terminal			EXCL M41	1350
	14	14	–	–	942607-3	Ledningssko	Cable terminal			M41	1360
16	4	4	–	–	941730-4	Ledningssko	Cable terminal				1370
17	4	4	–	–	956956-7	Ledningssko	Cable terminal			EXCL BW35	1[illegible]
	6	6	–	–	956956-7	Ledningssko	Cable terminal			BW35	1[illegible]
18	1	1	–	–	956958-3	Ledningssko	Cable terminal			HST BW35	1400

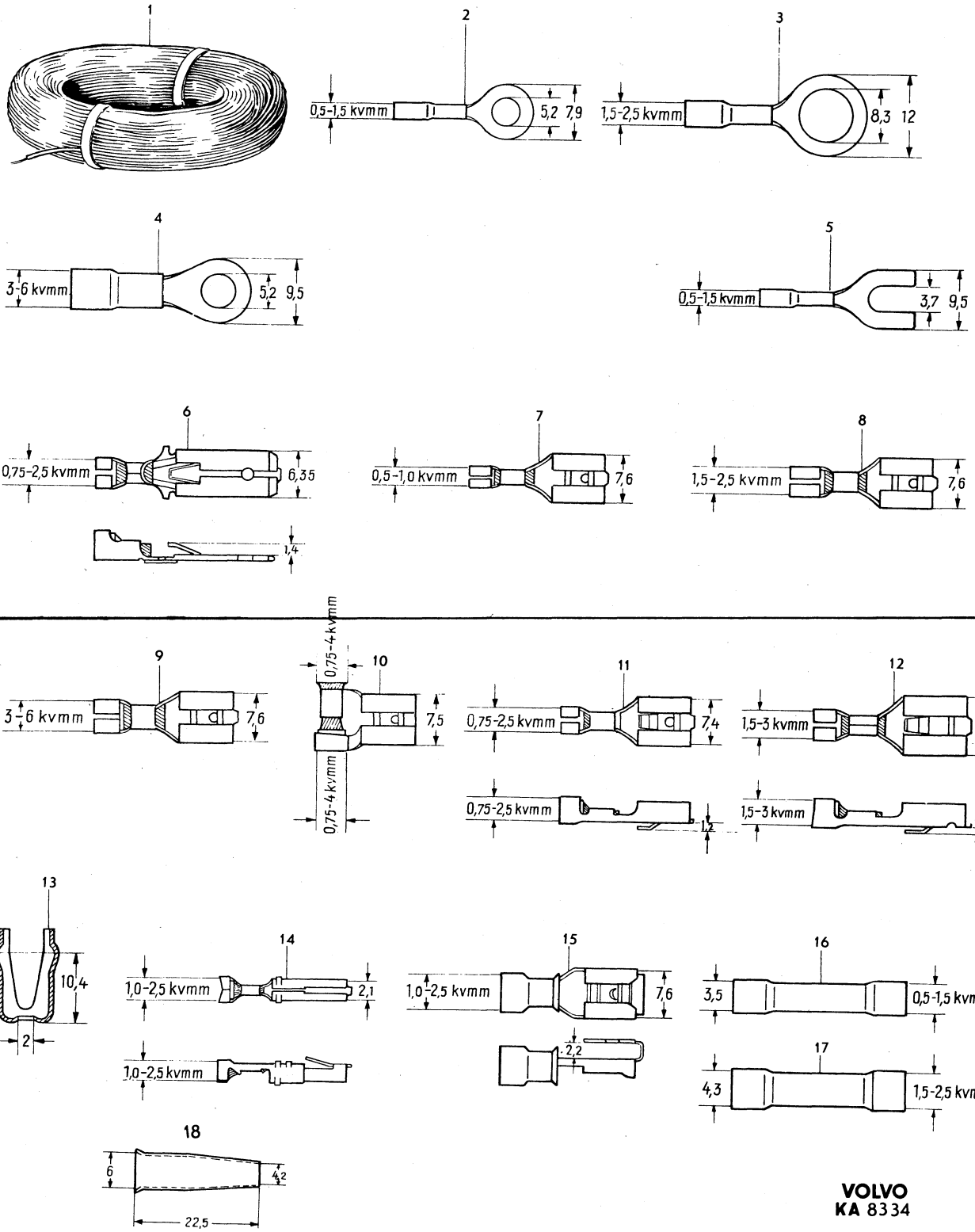

VOLVO
KA 8334

	Innehållsförteckning Index	Inhaltsverzeichnis Indice	Grupp Group	Sida Page
1979–11	Table des matières		4	1

KRAFTÖVERFÖRING MED BAKAXEL		Sida	Koord.
Kraftöverföring		2	2-F03
POWER TRAIN WITH REAR AXLE		Page	Grid
Power transmission		2	2-F03
TRANSMISSION DE FORCE AVEC PONT ARRIERE		Page	Grid
Transmission de force		2	2-F03
KRAFTÜBERTRAGUNG MIT HINTERACHSE		Seite	Grid
Kraftübertragung		2	2-F03
TRANSMISION CON EJE TRASERO		Página	Grid
Transmisión		2	2-F03

Sida Page	Grupp Group	Kraftöverföring	Power transmission	Illustration	0050
2	4			5247 1979–11	

Pos. Fig.	Antal/Quantity				Artikel nr Part No	Benämning	Description	Sats Kit	B P S R	Anmärkning Notes	
1	–	–	–	–		Koppling, kopplings–manövrering	Clutch,clutch linkage			M40,M41. SE SIDA 4.	1010 1020
2	–	–	–	–		Växellåda, upphängning, reglage	Gearbox, mountings, control			M40, M41, GV, SE SIDA 10	1030 1040
	–	–	–	–		Växellåda, upphäng–ning, reglage	Gearbox, mountings, control			M 40, RV. SE SIDA 18	1050 1060
	–	–	–	–		Växellåda, upphäng–ning, reglage	Gearbox, mountings, control			BW35RV, SE SIDA 52	1070 1080
	–	–	–	–		Växellåda, upphäng–ning, reglage	Gearbox, mountings, control			BW35GV, SE SIDA 58	1083 1085
3	–	–	–	–		Kardanaxel, stödlager	Propeller shaft, centre bearing			SE SIDA 88	1090 1100
4	–	–	–	–		Bakaxel, upphängning	Rear axle, mountings			SE SIDA 94	1110

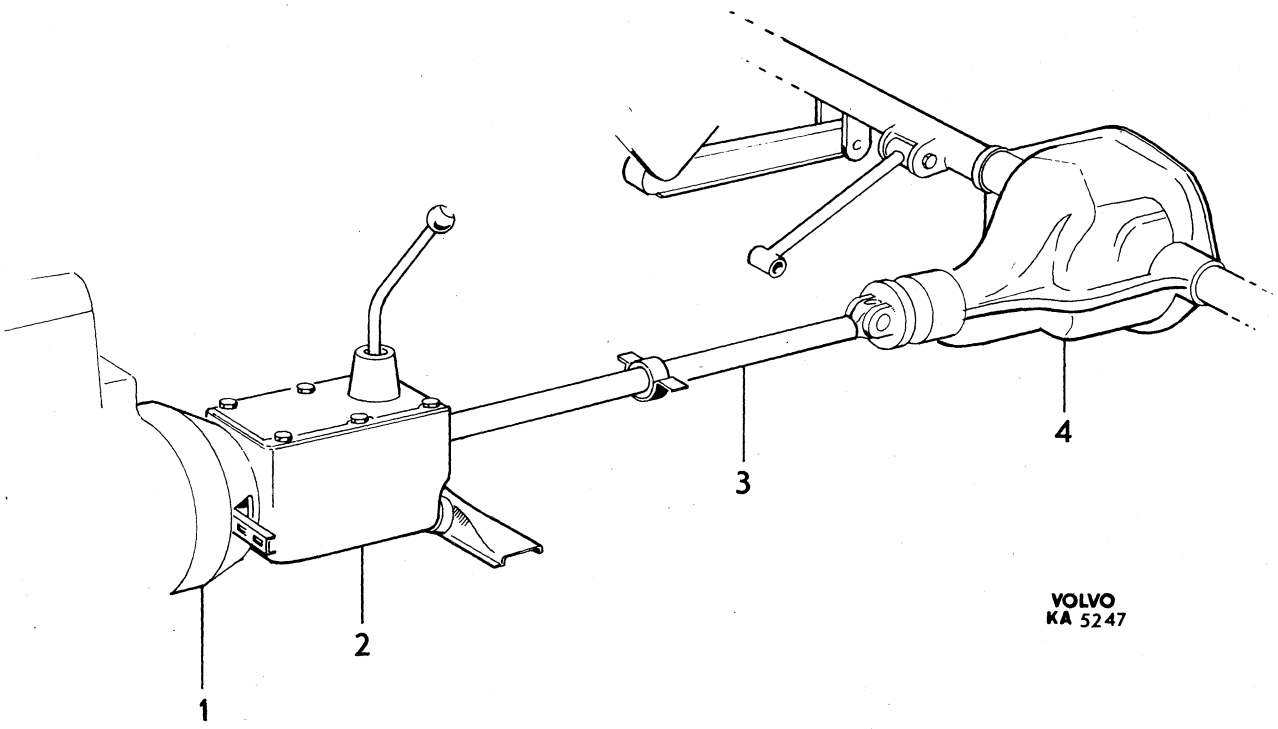
1
2
3
4
VOLVO
KA 5247

Sida Page	Grupp Group	Koppling,kopplingsmanövrering M40, M41	Clutch,clutch linkage M40, M41	Illustration 10833 1979–11	0100
6	4				

Pos. Fig.	Antal/Quantity				Artikel nr Part No	Benämning	Description	Sats Kit	B P S R	Anmärkning Notes	
20	1	–	–	–	955523-6	Skruv	Screw			142 VST CH 52900– 144 VST CH 89800– 145 VST CH 9200–	2040 2050 2060
21	1	–	–	–	941907-8	Fjädrande bricka	Resilient washer			142 VST CH 52900– 144 VST CH 89800– 145 VST CH 9200–	2070 2080 2090
22	20MM	–	–	–	952959-5	Gummislang	Rubber hose			142 VST CH 52900– 144 VST CH 89800– 145 VST CH 9200–	2100 2110 2120
23	1	–	–	–	1206205-5	Kopplingswire	Clutch cable			VST.	2130
	1	–	–	–	1206206-3	Kopplingswire	Clutch cable			HST.	0
24	1	–	–	–	677056-4	Bussning	Bushing				2150
25	1	–	–	–	955902-2	Bricka	Washer				2160
26	1	–	–	–	955900-6	Bricka	Washer				2170
27	1	–	–	–	940152-2	Mutter	Nut				2180
28	2	–	–	–	955859-4	Mutter	Nut				2190
29	1	–	–	–	952627-8	Klammer	Clamp			VST	0
30	1	–	–	–	190666-8	Skruv	Screw			VST	0
31	3	–	–	–	121560-7	Klammer	Clamp			17) HST	2220
	2	–	–	–	121560-7	Klammer	Clamp			29) HST	2230
32	2	–	–	–	190666-8	Skruv	Screw			29) HST	2240
33	1	–	–	–	1210331-3	Konsol	Bracket			38) HST	2250
34	1	–	–	–	955138-3	Skruv	Screw			38) HST	2260
35	1	–	–	–	684666-1	Klammer	Clamp		8	18) HST	2270
36	1	–	–	–	955513-7	Skruv	Screw			18) HST	2280
37	1	–	–	–	952627-8	Klammer	Clamp			18) HST	2290
38	1	–	–	–	940100-1	Skruv	Screw			18) HST	2300
39	1	–	–	–	941906-0	Fjädrande bricka	Resilient washer			18) HST	2310
40	2	–	–	–	955825-5	Mutter	Nut			18) HST	2320
41	1	–	–	–	1210333-9	Konsol	Bracket			B20B, D, HST	2330
42	1	–	–	–	952627-8	Klammer	Clamp			B20B, D, HST	2340
43	1	–	–	–	940100-1	Skruv	Screw			B20B, D, HST	2350
x 44	1	–	–	–	948211-8	Bandklamma	Strip clip			B20E, F, HST	2360
x 45	1	–	–	–	1210332-1	Konsol	Bracket			39) (684665) HST	2370
46	1	–	–	–	952627-8	Klammer	Clamp			39) HST	2380
47	1	–	–	–	941906-0	Fjädrande bricka	Resilient washer			39) HST	2390
48	1	–	–	–	940100-1	Skruv	Screw			39) HST	2400
49	1	–	–	–	955825-5	Mutter	Nut			39) HST	0
50	1	–	–	–	681960-1	Konsol	Bracket			HST	0
51	1	–	–	–	952627-8	Klammer	Clamp			HST	2430
52	1	–	–	–	941906-0	Fjädrande bricka	Resilient washer			HST	2440
53	1	–	–	–	955513-7	Skruv	Screw			HST	2450
54	1	–	–	–	950362-4	Mutter	Nut			HST	2460
55	1	–	–	–	1212189-3	Kopplingsgaffel	Withdrawal fork				0
56	1	–	–	–	940135-7	Skruv	Screw				0
57	1	–	–	–	941907-8	Låsbricka	Lock washer				2490
57a	1	–	–	–	955894-1	Bricka	Washer			9, 10)	2495
58	1	–	–	–	677531-6	Returfjäder	Return spring				2500

9. Excl Borg Beck koppling 419426 MÄRKT 75351/14. Excluding Borg Beck clutch 419426 marked 75351/14. Exclus Borg Beck l'embrayage 419426 marqué de 75351/14. Ausschliesslich Borg Beck Kupplung 419426 gekennzeichnet mit 75351/14. Exclusive Borg Beck del embrague 419426 marcado 75351/14.
10. Excl Fichtel Sachs koppling 419496 MÄRKT 3082 238 001. Excluding Fichtel Sachs clutch 419496 marked 3082 238 001 Exclus Fichtel Sachs l'embrayage 419496 marqué de 3082 238 001. Ausschliesslich Fichtel Sachs Kupplung 419496 gekennzeichnet mit 3082 238 001. Exclusive Fichtel Sachs del embrague 419496 marcado 3082 238 001.
17. 142 CH –131151. 144 CH –154594 excl. 154151–154246. 145 CH –40885 excl. 39005–39364, 39466–40117, 40144–40795.
18. 142 Hst CH 131152–178959. 144 Hst CH 141151–154246, 154595–194139. 145 Hst CH 39005–39364, 39466–40117, 40144–40795, 40856–61599.
29. 142 CH 178960–196380. 144 CH 194140–207462. 145 CH 61600–69902.
38. 142 CH 196381–. 144 CH 207463–. 145 CH 69903–.
39. 142 CH 131152–. 144 CH 141151–154246, 154595–. 145 CH 39005–39364, 39466–40117, 40144–40795, 40856–.

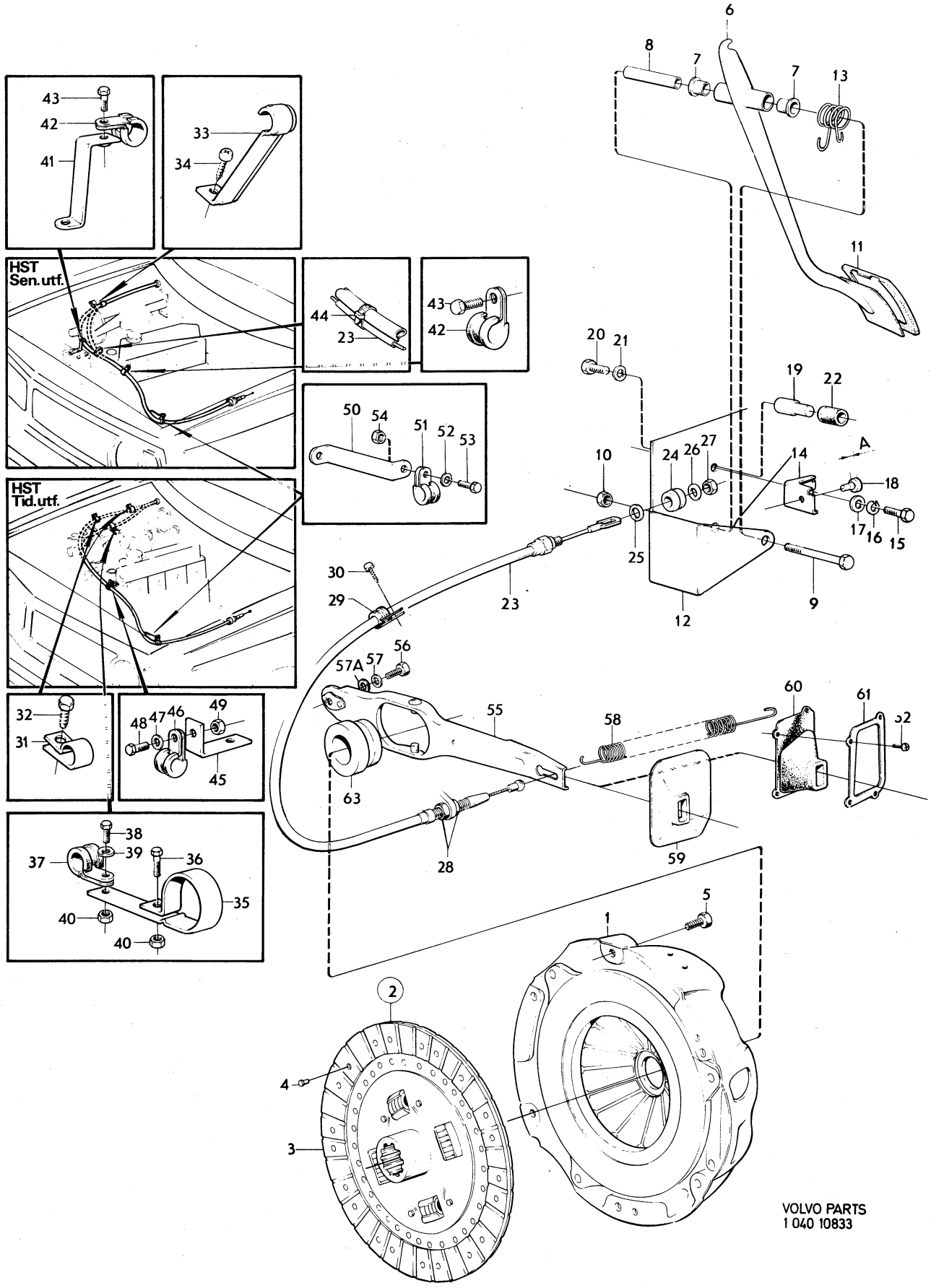
HST
Sen.utf.
HST
Tid.utf.
A
VOLVO PARTS
1 040 10833

Sida Page	Grupp Group	Koppling,kopplingsmanövrering M40, M41	Clutch,clutch linkage M40, M41	Illustration 10833 1979–11	0100
8	4				

	Pos. Fig.	Antal/Quantity				Artikel nr Part No	Benämning	Description	Sats Kit	B P S R	Anmärkning Notes	
	59	1	–	–	–	677465-7	Skydd	Guard			142 CH OMKR–179087	3010
											144 CH OMKR–194301	3020
											145 CH OMKR–61624	3030
	60	1	–	–	–	687338-4	Skydd	Guard			142 CH OMKR 179088–	3040
											144 CH OMKR 194302–.	3050
											145 CH OMKR 61625–.	3060
x	61	1	–	–	–	381287-2	Fästram	Anchorage frame			(687339)	3070
											142 CH OMKR 179088–.	3075
											144 CH OMKR 194302–.	3080
											145 CH OMKR 61625–.	3090
	62	4	–	–	–	950020-8	Skruv	Screw			142 CH OMKR 179088–.	3[illegible]
											144 CH OMKR 194302–.	3[illegible]
											145 CH OMKR 61625–.	3120
	63	1	–	–	–	672122-9	Urtrampningslager	Withdrawal bearing			19)	3130
		1	–	–	–	380569-4	Urtrampningslager	Withdrawal bearing			20)	3140

19. För Borg Beck koppling. For Borg Beck clutch. Pour l'embrayage Borg Beck. Für Borg Beck Kupplung. Para del embrague Borg Beck.
20. För Fichtel Sachs koppling. For Fichtel Sachs clutch. Pour l'embrayage Fichtel Sachs. Für Fichtel Sachs Kupplung. Para del embrague Fichtel Sachs.

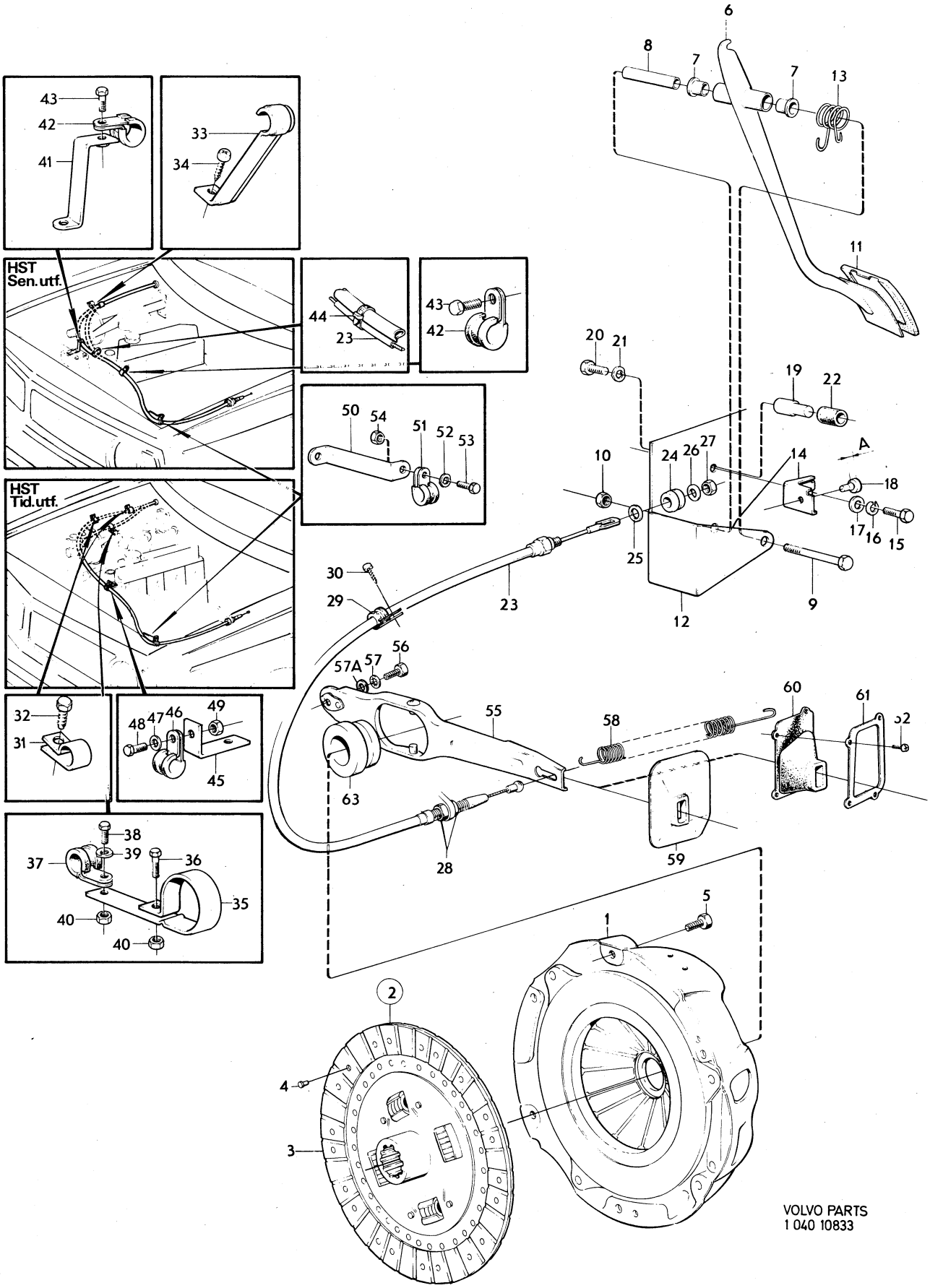
HST
Sen.utf.
HST
Tid.utf.
A
VOLVO PARTS
1 040 10833

Sida Page	Grupp Group	Dubbelkommando	Dual control	Illustration	0150
		spec utf S–1593	spec utf S–1593	8956	
10	4			1979–11	

Pos. Fig.	Antal/Quantity				Artikel nr Part No	Benämning	Description	Sats Kit	B P S R	Anmärkning Notes	
1	1	–	–	–		Pedalkåpa	Pedal casing			SE GRUPP 5	1010
2	1	–	–	–		Tryckpump	Master cylinder			SE GRUPP 5	1020
3	2	–	–	–	941907-8	Fjädrande bricka	Resilient washer				1030
4	2	–	–	–	940135-7	Skruv	Screw				1040
5	1	–	–	–	679149-5	Kopplingspedal	Clutch pedal				1050
6	1	–	–	–	666176-3	Gummiskoning	Rubber pad				1060
7	2	–	–	–	675555-7	Bussning	Bushing				1070
8	1	–	–	–	676526-7	Axel	Shaft				1080
9	1	–	–	–	940156-3	Skruv	Screw				1090
10	1	–	–	–	950364-0	Mutter	Nut				1100
11	1	–	–	–	913129-3	Saxpinnebult	Clevis pin				1110
12	1	–	–	–	907824-7	Saxpinne	Split pin				1120
13	1	–	–	–	679925-8	Konsol	Bracket		8		1130
14	1	–	–	–	955523-6	Skruv	Screw				1140
15	1	–	–	–	955894-1	Bricka	Washer				1150
16	1	–	–	–	941907-8	Fjädrande bricka	Resilient washer				1160
17	1	–	–	–	955826-3	Mutter	Nut				1170
18	1	–	–	–	677198-4	Knopp	Pedal stop				1180
19	1	–	–	–		Konsol	Bracket			SE GRUPP 5	1190
20	1	–	–	–		Manövercylinder	Operating cylinder			SE GRUPP 5	1200
21	2	–	–	–	940161-3	Skruv	Screw				1210
22	2	–	–	–	941907-8	Fjädrande bricka	Resilient washer				1220
23	2	–	–	–	955826-3	Mutter	Nut				1230
24	1	–	–	–		Pedalkåpa	Pedal casing			SE GRUPP 5	1240
25	1	–	–	–		Kopplingspedal	Clutch pedal			SE SIDA 4, 2-F05	1250
26	1	–	–	–	672917-2	Gaffel	Yoke				1260
27	1	–	–	–	913128-5	Saxpinnebult	Clevis pin				1270
28	1	–	–	–	907824-7	Saxpinne	Split pin				1280
29	1	–	–	–	679922-5	Tryckstång	Push rod				1290
30	2	–	–	–	955847-9	Mutter	Nut				1300
31	1	–	–	–	941907-8	Fjädrande bricka	Resilient washer				1310
32	1	–	–	–	679909-2	Tryckledning	Delivery line		8		1320
33	1	–	–	–	80940-0	•Nippel	•Nipple				1330
34	1	–	–	–	954321-6	•Överfallsmutter	•Cap nut				1340
35	1	–	–	–	954328-1	Förskruvning	Screw union				1350
36	1	–	–	–	979911-5	Tryckledning	Delivery line		8		1360
37	1	–	–	–	680011-4	•Bussning	•Bushing				1370
38	2	–	–	–	954321-6	•Överfallsmutter	•Cap nut				1380
39	1	–	–	–	18651-0	Packning	Packing				1390
40	1	–	–	–	190784-9	Förskruvning	Screw union				1400
41	1	–	–	–		Klammer	Clamp			SE GRUPP 5	1410
42	1	–	–	–		Skruv	Screw			SE GRUPP 5	1420

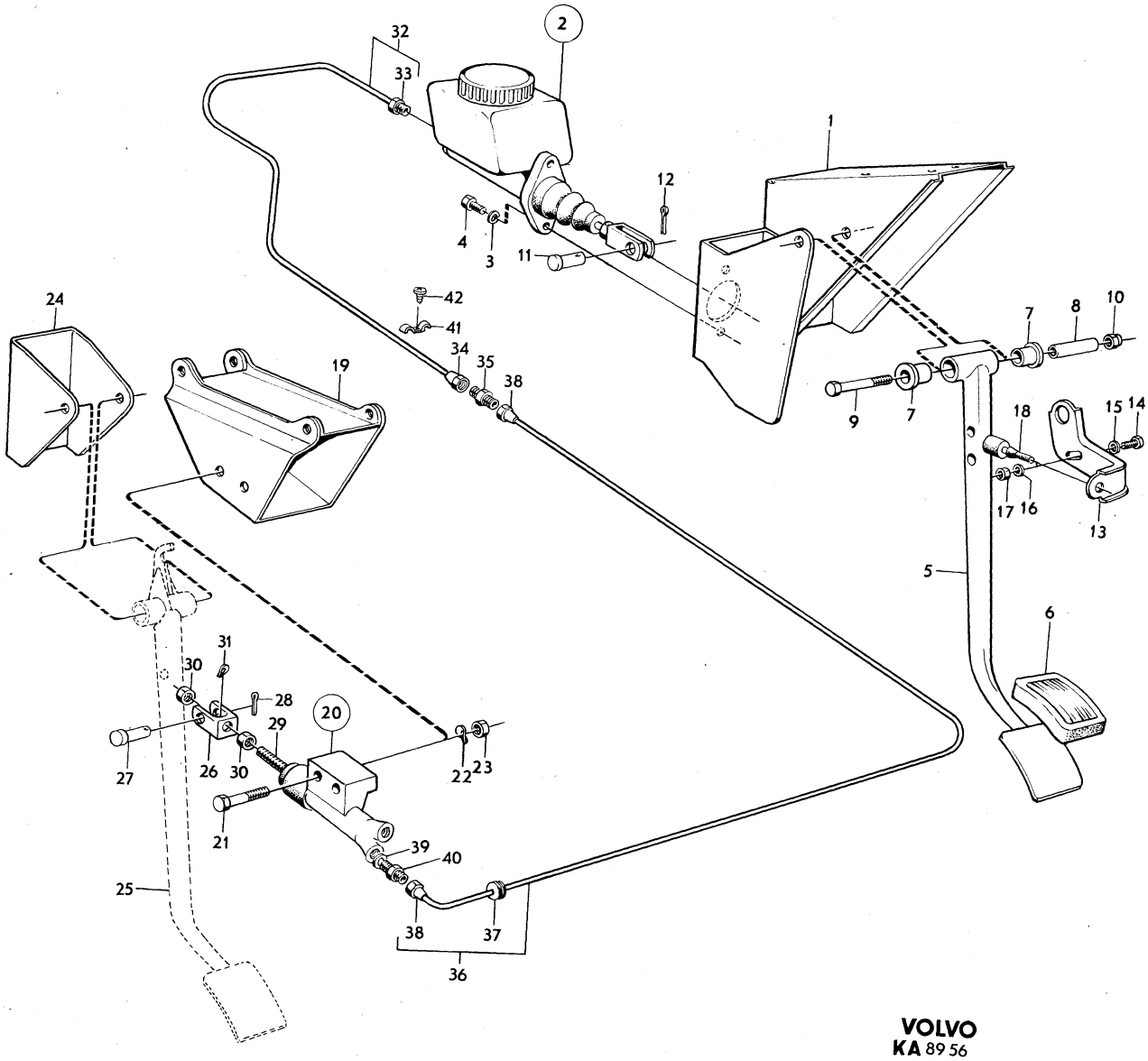

VOLVO
KA 89 56

Sida Page	Grupp Group	Växellåda, M40, M41, GV	Gearbox, M40, M41, GV	Illustration	0200
		142 CH–249929,144 CH–263069	142 CH–249929,144 CH–263069	9128	
12	4	145 CH–103379	145 CH–103379	1979–11	

	Pos. Fig.	Antal/Quantity M40	M41			Artikel nr Part No	Benämning	Description	Sats Kit	BPSR	Anmärkning Notes	
	1	1	–	–	–	254498-9	Växellåda	Gearbox		8	142 CH–52899.	1010
											144 CH–89799.	1020
		1	–	–	–	254558-0	Växellåda	Gearbox		8	142 CH 52900–178959.	1030
											144 CH 89800–194139,	1040
											194149–194301	1050
		1	–	–	–	254539-0	Växellåda	Gearbox		8	145 CH–9199	1060
		1	–	–	–	254584-6	Växellåda	Gearbox		8	145 CH 9200–61599.	1070
											61610–61624.	1080
		–	–	–	–		•Det se sida 28, 2-G05	•Comps page 28, 2-G05				1090
		1	–	–	–	254618-2	Växellåda	Gearbox		8	B20A, B, D	1100
											142 CH 178960–249929,	1110
											144 CH 194140–194148,	1120
											194302–263069.	1130
		1	–	–	–	254647-1	Växellåda	Gearbox		8	B20E	1140
											142 CH 178960–249929.	1150
											144 CH 194140–194148,	1160
											194302–263069.	1170
		1	–	–	–	254623-2	Växellåda	Gearbox		8	145 CH 61600–61609	1180
											61625–103379.	1190
		1	–	–	–	254652-1	•Växellåda	•Gearbox		8	ERS AV 1ST 1208005–7,	1200
											1ST 380449–9.	1205
		–	–	–	–		••Det se sida 32, 2-G09	••Comps page 32, 2-G09				1210
x		1	–	–	–	1208005-7	•Växellåda	•Gearbox				1215
		–	–	–	–		••Det se sida 32, 2-G09	••Comps page 32, 2-G09				1216
	2	1	–	–	–	380160-2	•Växellådslock	•Gearbox cover		8		1220
		–	–	–	–		••Det se sida 36, 2-G13	••Comps page 36, 2-G13				1230
	3	1	–	–	–	384281-2	•Medbringare	•Companion flange			VXL 254618	1240
		1	–	–	–	384720-9	•Medbringare	•Companion flange			VXL 254647.	1250
		1	–	–	–	380821-9	•Medbringare	•Companion flange		8	VXL 254623.	1260
											ERS AV 384281–2.	1261
	4	–	1	–	–	254382-5	Växellåda	Gearbox		8	142 CH–52899	1270
											144 CH–89799	1280
		–	1	–	–	254322-1	•Växellåda	•Gearbox				1290
		–	–	–	–		••Det se sida 44, 2-G21	••Comps page 44, 2-G21				1300
	5	–	1	–	–	380313-7	•Växellådslock	•Gearbox cover		8		1310
		–	–	–	–		••Det se sida 36, 2-G13	••Comps page 36, 2-G13				1320
	6	–	1	–	–	254570-5	Växellåda	Gearbox		8	142 CH 52900–178959	1330
											144 CH 89800–194139,	1340
											194149–194301.	1350
		–	1	–	–	254581-2	•Växellåda	•Gearbox		8	ERS AV 254777–6.	1360
		–	–	–	–		••Det se sida 44, 2-G21	••Comps page 44, 2-G21				1370
x		–	1	–	–	254777-6	•Växellåda	•Gearbox				1375
		–	–	–	–		••Det se sida 44, 2-G21	••Comps page 44, 2-G21				1376
	7	–	1	–	–	380313-7	•Växellådslock	•Gearbox cover		8		1380
		–	–	–	–		••Det se sida 36, 2-G13	••Comps page 36, 2-G13				1390
	8	–	1	–	–	254619-0	Växellåda	Gearbox		8	B20A, B, D	1400
											142 CH 178960–249929	1410
											144 CH 194140–194148,	1420
											194302–263069.	1430
		–	1	–	–	254648-9	Växellåda	Gearbox		8	B20E	1440
											142 CH 178960–249929.	1450
											144 CH 194140–194148,	1460
											194302–263069	1470
		–	1	–	–	254651-3	•Växellåda	•Gearbox			ERS AV 254777–6.	1480
		–	–	–	–		••Det se sida 44, 2-G21	••Comps page 44, 2-G21				1490
	9	–	1	–	–	380313-7	•Växellådslock	•Gearbox cover		8		1500
		–	–	–	–		••Det se sida 36, 2-G13	••Comps page 36, 2-G13				1510
	10	–	1	–	–	254523-4	•Överväxel	•Overdrive		8	VXL 254382.	1520
											ERS AV 1208139–4.	1521
		–	–	–	–		••Det se sida 50, 2-H03	••Comps page 50, 2-H03				1530
x		–	1	–	–	1208139-4	•Överväxel	•Overdrive				1532
		–	–	–	–		••Det se 254523	••Comps see 254523				1533

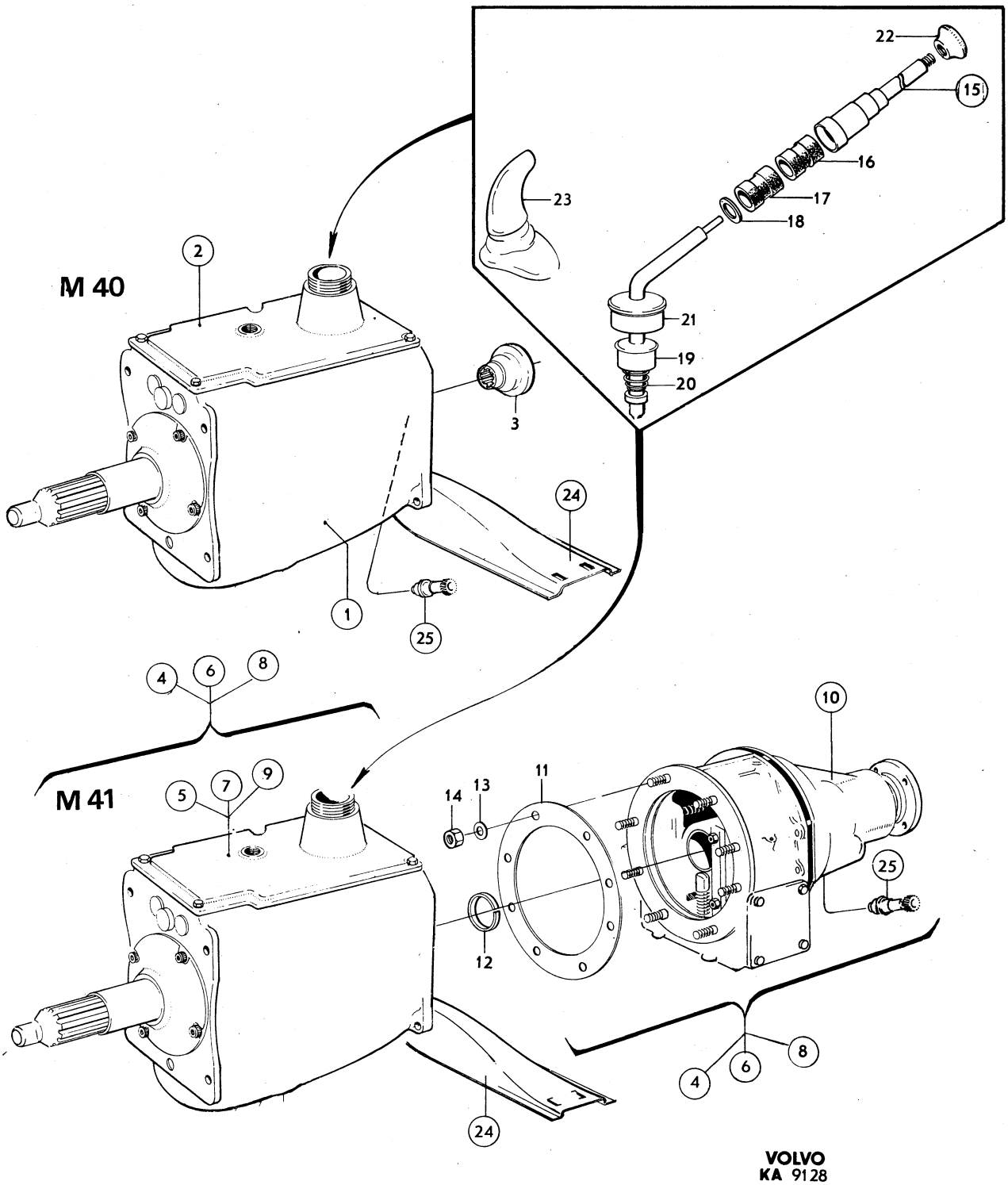
M 40
M 41
1
2
3
4
5
6
7
8
9
10
11
12
13
14
15
16
17
18
19
20
21
22
23
24
25
VOLVO
KA 9128

Sida / Page	Grupp / Group	Växellåda, M40, M41, GV 142 CH–249929,144 CH–263069 145 CH–103379	Gearbox, M40, M41, GV 142 CH–249929,144 CH–263069 145 CH–103379	Illustration 9128 1979–11	0200
14	4				

Pos. Fig.	Antal/Quantity M40	M41			Artikel nr Part No	Benämning	Description	Sats Kit	BPSR	Anmärkning Notes	
	–	1	–	–	254561-4	•Överväxel	•Overdrive		8	VXL 254570, 254619.	1540
										ERS AV 1208109–7,	1541
										1ST 380685–8.	1542
	–	–	–	–		••Det se sida 54, 2-H07	••Comps page 54, 2-H07				1543
	–	1	–	–	254601-8	•Överväxel	•Overdrive		8	VXL 254648.	1550
										ERS AV 1ST 1208191–5,	1551
										1ST 380686–6.	1552
	–	–	–	–		••Det se sida 54, 2-H07	••Comps page 54, 2-H07				1560
11	–	1	–	–	380186-7	•Packning	•Gasket			VXL 254382	1570
	–	1	–	–	380618-9	•Packning	•Gasket			VXL 254570,254619,254648	1580
12	–	1	–	–	380226-1	•Låsring	•Circlip			VXL 254382	1590
	–	1	–	–	380654-4	•Låsring	•Circlip			VXL 254570,254619,254648	1[illegible]
13	–	8	–	–	955920-4	•Fjäderbricka	•Spring washer			VXL 254570,254619,254648	2010
14	–	8	–	–	955846-1	•Mutter	•Nut			VXL 254570,254619,254648	2020
15	1	1	–	–	677744-5	Växelspak	Gear lever			VST	2030
	1	1	–	–	677745-2	Växelspak	Gear lever			HST	2040
16	1	1	–	–	656020-5	•Gummibussning	•Rubber bushing				2050
17	1	1	–	–	656019-7	•Gummibussning	•Rubber bushing				2[illegible]
18	1	1	–	–	192125-3	•Låsring	•Circlip				2070
19	1	1	–	–	380198-2	•Kulskål	•Ball socket				2080
20	1	1	–	–	380199-0	•Fjäder	•Spring				2090
21	1	1	–	–	380197-4	•Kåpa	•Casing				2100
22	1	1	–	–	663942-1	Handgrepp	Knob				2110
23	1	1	–	–	678226-2	Gummikåpa	Rubber boot				2120
24	–	–	–	–		Upphängning	Mountings			SE SIDA 22, 2-F23	2130
25	–	–	–	–		Hastighetsmätardrev	Speedometer gear			SE SIDA 22, 2-F23	2140
	–	–	–	–		Packningssats	Gasket kit			SE SIDA 22, 2-F23	2150

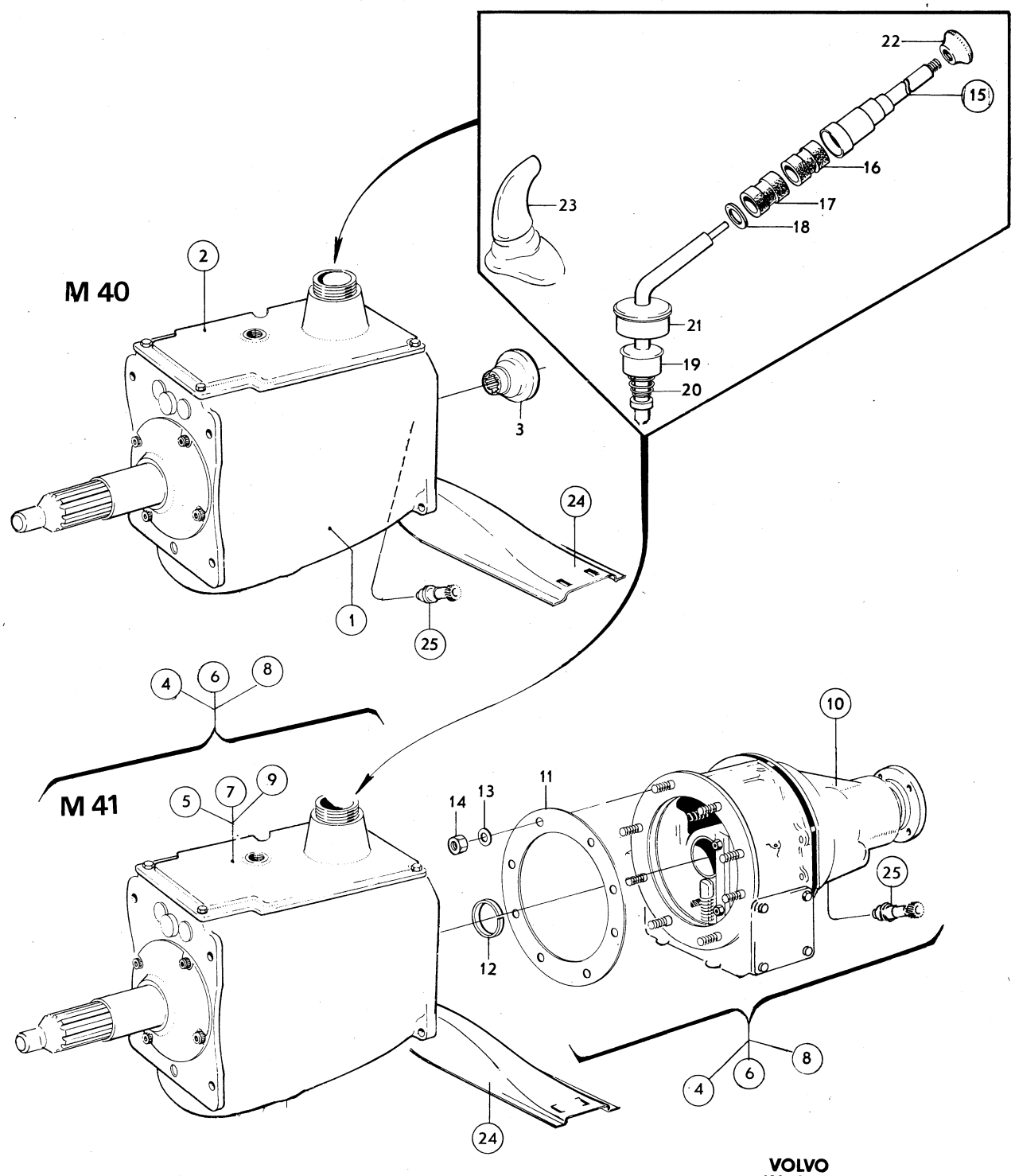
M 40
M 41
22
15
16
17
18
23
21
19
20
2
3
24
1
25
4
6
8
5
7
9
10
11
14
13
12
VOLVO
KA 9128

Sida Page	Grupp Group	Växellåda M40, M41,gv	Gearbox M40, M41,gv	Illustration	0250
		142 CH 249930–,144 CH 263070–	142 CH 249930–.144 CH 263070–.	10834	
16	4	145 CH 103380–.	145 CH 103380–.	1979–11	

Pos. Fig.	Antal/Quantity M40	M41			Artikel nr Part No	Benämning	Description	Sats Kit	B P S R	Anmärkning Notes	
1	1	–	–	–	254667-9	Växellåda.....	Gearbox.....		8	142–144 B20A,B,D	1010
										142 CH 249930–283997,	1020
										EXCL 283316–283465	1030
										283500–283972	1040
										144 CH 263070–295002	1050
	1	–	–	–	254668-7	Växellåda.....	Gearbox.....		8	142–144 B20E	1060
										145 B20F	1070
										142 CH 249930–283997	1080
										EXCL 283316–283465,	1090
										283500–283972	1100
										144 CH 263070–295002	1110
										145 CH 103380–125680,	1120
										EXCL.123291–124310,	1130
										124406–125513	1140
	1	–	–	–	254669-5	Växellåda.....	Gearbox.....		8	145 B20A,B,D	1150
										145 CH 103380–125680,	1160
										EXCL.123291–124310,	1170
										124406–125513.	1180
	1	–	–	–	254699-2	Växellåda.....	Gearbox.....		8	142–144 B20A,B,D,F	1190
										142 CH 283998–INCL.	1200
										283316–283465,	1210
										283500–283972.	1220
										144 CH 295003–	1230
	1	–	–	–	254701-6	Växellåda.....	Gearbox.....		8	142–144 B20E	1240
										145 B20F	1250
										142 CH 283998–INCL.	1260
										283316–283465,	1270
										283500–283972.	1280
										144 CH 295003–	1290
										145 CH 125681– INCL.	1300
										123291–124310,	1310
										124406–125513	1320
	1	–	–	–	254703-2	Växellåda.....	Gearbox.....		8	145 B20A,B,D	1330
										CH 125681– INCL	1340
										123291–124310,	1350
										124406–125513.	1360
	1	–	–	–	254652-1	•Växellåda	•Gearbox		8	ERS AV 1ST 1208005–7,	1370
										1ST 380449–9.	1371
	1	–	–	–	1208005-7	• Växellåda	• Gearbox				1372
	–	–	–	–		••Det se sida 32, 2-G09	••Comps page 32, 2-G09.....				1380
2	1	–	–	–	254573-9	•Växellådslock.....	•Gearbox cover		8	VXL 254667, 254668,	1390
										254669.	1400
										ERS AV 1ST 254769–3,	1401
										1ST 381661–8,	1402
										1ST 381508–1.	1403
	1	–	–	–	254707-3	•Växellådslock.....	•Gearbox cover		8	VXL 254699, 254701,	1410
										254703.ERS AV	1420
										1 ST 254723–0	1430
	1	–	–	–	254723-0	•Växellådslock.....	•Gearbox cover		8	VXL 254699, 254701,	1440
										254703.	1450
										ERS AV 1ST 254769–3,	1451
										1ST 381661–8,	1452
										1ST 381508–1.	1453
	–	–	–	–		••Det se sida 36, 2-G13	••Comps page 36, 2-G13.....				1460
3	1	–	–	–	384281-2	•Medbringare	•Companion flange			VXL 254667,254699	1470
	1	–	–	–	384720-9	•Medbringare	•Companion flange			VXL 254668,254701	1480
										(381057)	1485
	1	–	–	–	380821-9	•Medbringare	•Companion flange		8	VXL 254669, 254703.	1490
										ERS AV 384281–2.	1491
4	–	1	–	–	254671-1	Växellåda.....	Gearbox.....		8	B20A,B,D,F	1500
										142 CH 249930–283997	1510
										EXCL 283316–283465	1520
										283500–283972.	1530
										144 CH 263070–295002.	1540

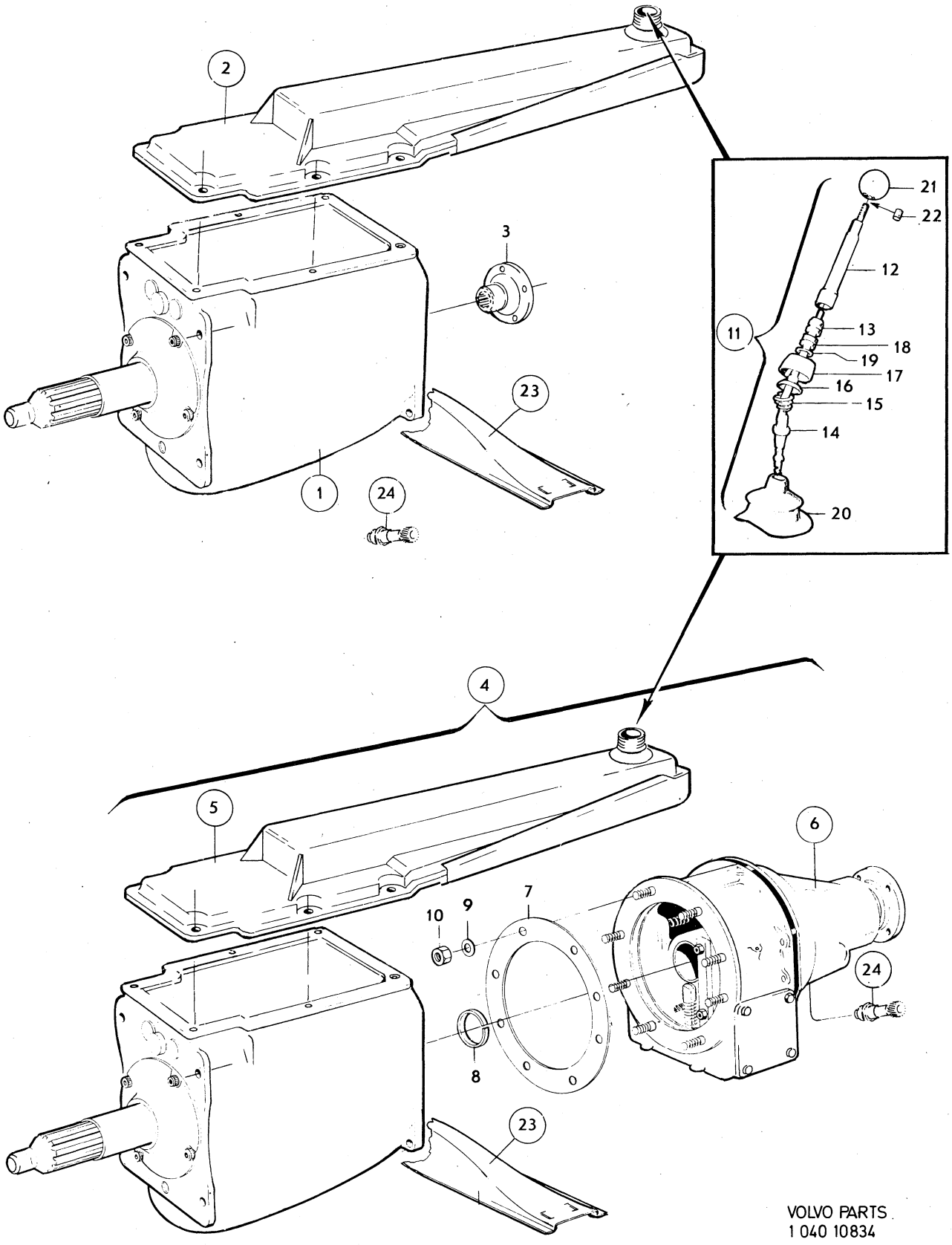

VOLVO PARTS
1 040 10834

Sida Page	Grupp Group	Växellåda M40, M41, GV	Gearbox M40, M41, GV	Illustration	0250
		142 CH 249930–,144 CH 263070–	142 CH 249930–.144 CH 263070–.	10834	
18	4	145 CH 103380–.	145 CH 103380–.	1979–11	

Pos. Fig.	Antal/Quantity M40	M41			Artikel nr Part No	Benämning	Description	Sats Kit	B P S R	Anmärkning Notes	
	–	1	–	–	254672-9	Växellåda	Gearbox		8	142 B20E	1550
										CH 249930–283997,	1560
										EXCL 283316–283465,	1570
										283500–283972.	1580
										144 B20E CH 263070–	1590
										295002, 145 B20F	1600
										CH 103380–125680	1610
										EXCL 123291–124310,	1620
	–	–	–	–						124406–125513	1630
	–	1	–	–	254700-8	Växellåda	Gearbox		8	142–145,B20A,B,D	2010
										142–144,B20F	2020
										142 CH 283998–INCL.	2030
										283316–283465,	2040
										283500–283972.	2050
										144 CH 295003–.	2060
										145 CH 125681– INCL	2070
										123291–124310,	2080
										124406–125513.	2090
	–	1	–	–	254702-4	Växellåda	Gearbox		8	142–144,B20E	2100
										142 CH 283998– INCL	2110
										283316–283465,	2120
										283500–283972	2130
										144 CH 295003–.	2140
	–	1	–	–	254651-3	•Växellåda	•Gearbox		8	ERS AV 254777–6	2150
	–	–	–	–		••Det se sida 44, 2-G21	••Comps page 44, 2-G21				2160
5	–	1	–	–	254573-9	•Växellådslock	•Gearbox cover		8	VXL 254671, 254672.	2170
										ERS AV 1ST 254769–3,	2171
										1ST 381661–8,	2172
										1ST 381508–1.	2173
	–	1	–	–	254707-3	•Växellådslock	•Gearbox cover		8	VXL 254700, 254702.	2180
										ERS AV 1 ST 254723–0	2190
	–	1	–	–	254723-0	•Växellådslock	•Gearbox cover		8	VXL 254700, 254702.	2200
										ERS AV 1ST 254769–3,	2201
										1ST 381661–8,	2202
										1ST 381508–1.	2203
	–	–	–	–		••Det se sida 36, 2-G13	••Comps page 36, 2-G13				2210
6	–	1	–	–	254561-4	•Överväxel	•Overdrive		8	VXL 254671, 254700.	2220
										ERS AV 1ST 1208109–7,	2222
										1ST 380685–8.	2223
	–	–	–	–		••Det se sida 54, 2-H07	••Comps page 54, 2-H07				2224
	–	1	–	–	254601-8	•Överväxel	•Overdrive		8	VXL 254672, 254702.	2230
										ERS AV 1ST 1208191–5,	2232
										1ST 380686–6.	2233
	–	–	–	–		••Det se sida 54, 2-H07	••Comps page 54, 2-H07				2240
7	–	1	–	–	380618-9	•Packning	•Gasket				2250
8	–	1	–	–	380654-4	•Låsring	•Circlip				2260
9	–	8	–	–	955920-4	•Fjäderbricka	•Spring washer				2270
10	–	8	–	–	955846-1	•Mutter	•Nut				2280
11	1	1	–	–	686722-0	Växelspak	Gear lever		8	HST. ERS AV 686709–7.	2290
	1	1	–	–	686709-7	Växelspak	Gear lever			VST.	2320
12	1	1	–	–		•Växelspak,övre	•Gear lever,upper		8		2350
13	1	1	–	–	680628-5	•Gummibussning	•Rubber bushing				2360
14	1	1	–	–		•Växelspak,nedre	•Gear lever,lower		8		2370
15	1	1	–	–	380199-0	•Fjäder	•Spring				2380
16	1	1	–	–	380198-2	•Kulskål	•Ball socket				2390
17	1	1	–	–	380197-4	•Kåpa	•Casing				2400
18	1	1	–	–	680629-3	•Gummibussning	•Rubber bushing				2410
19	1	1	–	–	943163-6	•Låsring	•Circlip				2420

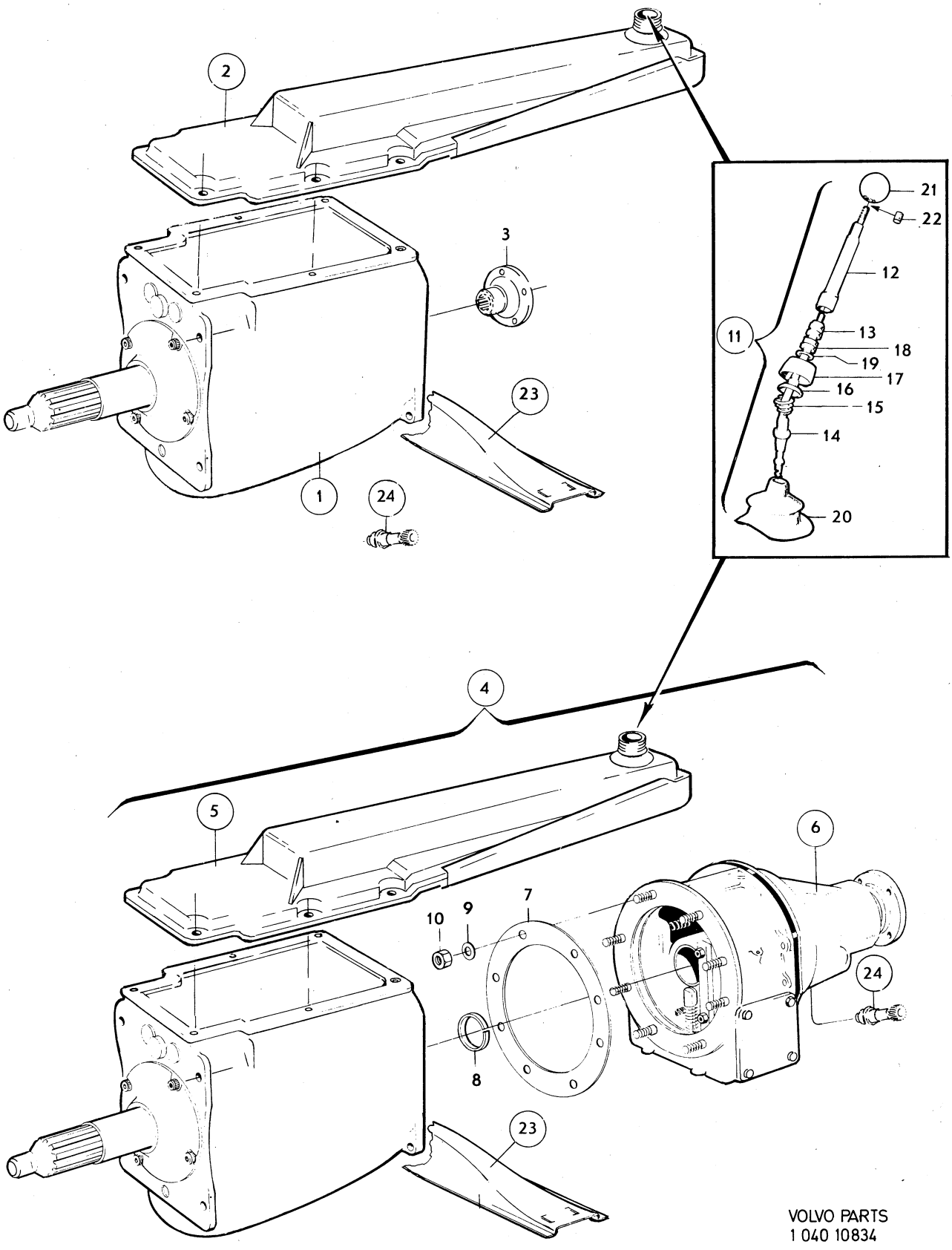

VOLVO PARTS
1 040 10834

Sida Page	Grupp Group	Växellåda M40, M41, GV	Gearbox M40, M41, GV	Illustration	0250
		142 CH 249930–,144 CH 263070–	142 CH 249930–.144 CH 263070–.	10834	
20	4	145 CH 103380–.	145 CH 103380–.	1979–11	

Pos. Fig.	Antal/Quantity M40	M41			Artikel nr Part No	Benämning	Description	Sats Kit	B P S R	Anmärkning Notes	
20	1	1	–	–	681560-9	Gummikåpa	Rubber boot				2430
21	1	1	–	–	381204-7	Handgrepp	Knob				2460
22	1	1	–	–	381238-5	Gummiplugg	Rubber plug				2490
23	–	–	–	–		Upphängning	Mountings			SE SIDA 16	2520
24	–	–	–	–		Hastighetsmätardrev	Speedometer gear			SE SIDA 16	2530
	–	–	–	–		Packningssats	Gasket kit			SE SIDA 16	2540

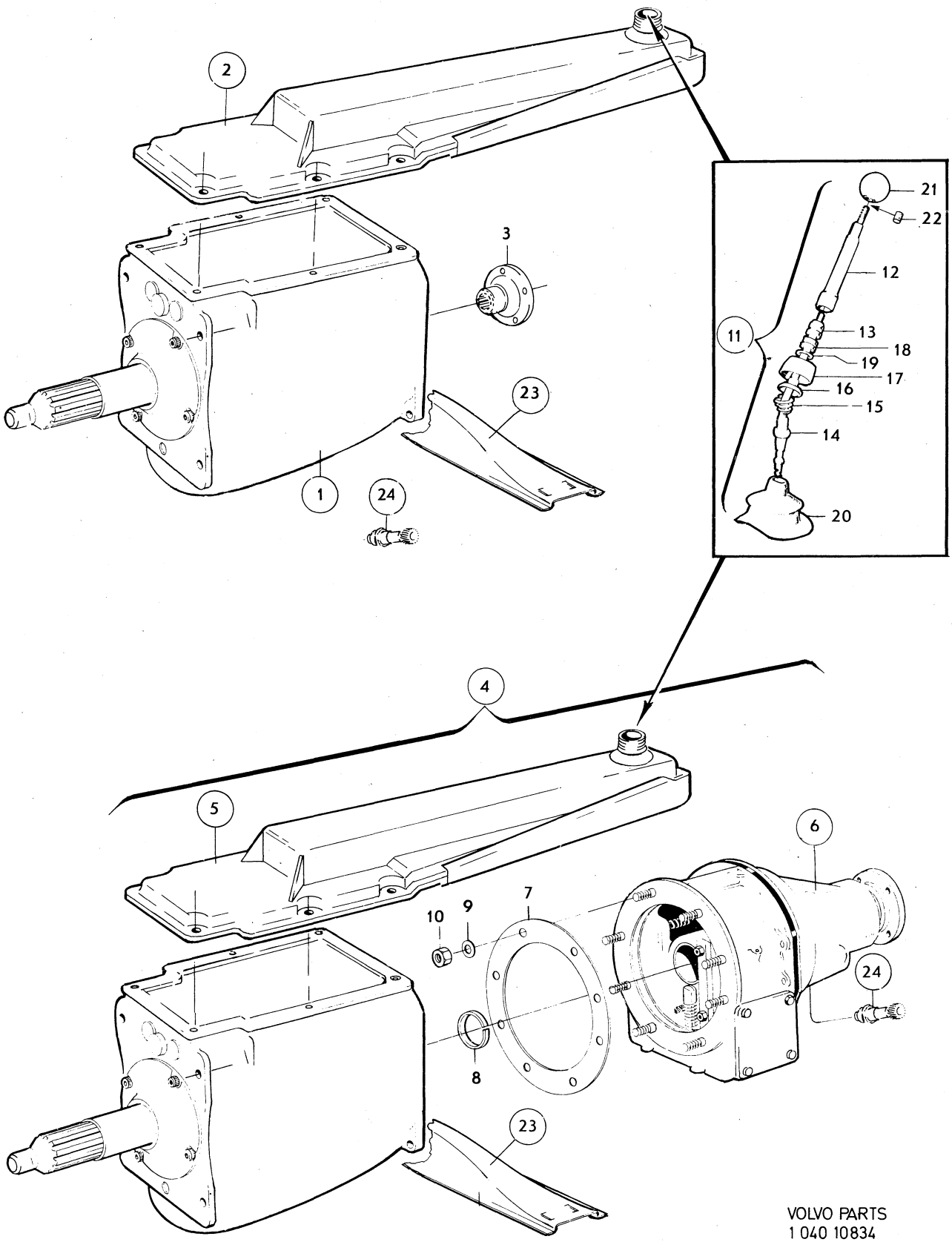

VOLVO PARTS
1 040 10834

Sida Page	Grupp Group	Upphängning	Mountings	Illustration	0300
		Växellåda, M40, M41, GV	Gearbox M40, M41, GV	9158	
22	4	Hastighetsmätardrev	Speedometer gear	1979–11	

Pos. Fig.	Antal/Quantity M40	M41			Artikel nr Part No	Benämning	Description	Sats Kit	BPSR	Anmärkning Notes	
1	4	4	–	–	956601-9	Skruv	Serew				1010
2	4	4	–	–	940147-2	Låsbricka	Lock washer				1020
3	1	–	–	–	675898-1	Balk	Member				1030
4	–	1	–	–	675899-9	Balk	Member				1040
5	4	4	–	–	944209-6	Flänsskruv	Flange screw				1050
6	4	4	–	–	940108-4	Fjäderbricka	Spring washer			TID UTF	1060
7	4	4	–	–	940097-9	Bricka	Washer			TID UTF	1070
8	1	–	–	–	1211500-2	Balk	Member			142 CH 249930–273066	1080
	–	–	–	–						144 CH 263070–284580	1081
	–	–	–	–						145 CH 103380–118794	1082
9	–	1	–	–	1211267-8	Balk	Member		8	142 CH 249930–273066	[illegible]
	–	–	–	–						144 CH 263070–284580	[illegible]
	–	–	–	–						145 CH 103380–118794	1092
10	6	6	–	–	944209-6	Flänsskruv	Flange screw				1100
11	6	6	–	–	940108-4	Fjäderbricka	Spring washer			TID UTF	1110
12	6	6	–	–	940097-9	Bricka	Washer			TID UTF	1120
13	1	1	–	–	676274-4	Konsol	Bracket				[illegible]
14	2	2	–	–	944209-6	Flänsskruv	Flange screw				[illegible]
15	2	2	–	–	942336-9	Fjädrande bricka	Spring washer			TID UTF	1150
16	1	–	–	–	662711-1	Gummikudde	Rubber cushion				1160
x 17	–	1	–	–	1221967-1	Gummikudde	Rubber cushion			(663605)	1170
18	2	2	–	–	950365-7	Mutter	Nut				1180
19	–	–	–	–		Hastighetsmätardrev	Speedometer gear				1190
	1	–	–	–	380164-4	•Ant.kuggar 16	•16 teeth			142,144,EXCL USA,CAN.	1200
	1	–	–	–	380168-5	•Ant.kuggar 18	•18 teeth			145 CH–9199.	1210
	1	–	–	–	380166-9	•Ant.kuggar 17	•17 teeth			142,144 USA,CAN.	1220
										145 CH 9200–.	1230
20	1	–	–	–	380192-5	Tätningsring	Seal ring	S		142 CH–52899	1240
										144 CH–89799	1250
21	1	–	–	–	380435-8	Lagerhylsa	Bearing cage				1260
22	1	–	–	–	191117-1	Tätningsring	Seal ring	S			1270
23	1	–	–	–	191690-7	Skruv	Screw				1280
24	1	–	–	–	11992-5	Packning	Packing				1290
25	–	1	–	–	380168-5	Hastighetsmätardrev	Speedometer gear			142 CH–52899	1300
										144 CH–89799	1310
	–	1	–	–		Hastighetsmätardrev	Speedometer gear			142 CH 52900–,	1320
										144 CH 89800–,	1330
										SE SIDA 56, 2-H09	[illegible]
26	–	1	–	–	380192-5	Tätningsring	Seal ring	S		142 CH–52899	[illegible]
										144 CH–89799	1360
27	–	1	–	–	380435-8	Lagerhylsa	Bearing cage			142 CH–52899	1370
										144 CH–89799	1380
28	–	1	–	–	191117-1	Tätningsring	Seal ring	S		142 CH–52899	1390
										144 CH–89799	1400
29	–	1	–	–	191690-7	Skruv	Screw			142 CH–52899	[illegible]
										144 CH–89799	1420
30	–	1	–	–	11992-5	Packning	Packing			142 CH–52899	1430
										144 CH–89799	1440
31	–	1	–	–	662292-2	Strömbrytare,överväxel	Switch,overdrive				1450
32	–	1	–	–	11996-6	Packning	Packing				1460
	1	–	–	–	275488-5	Packningssats	Gasket kit				1470
	–	1	–	–	275416-6	Packningssats	Gasket kit				1480

M 40

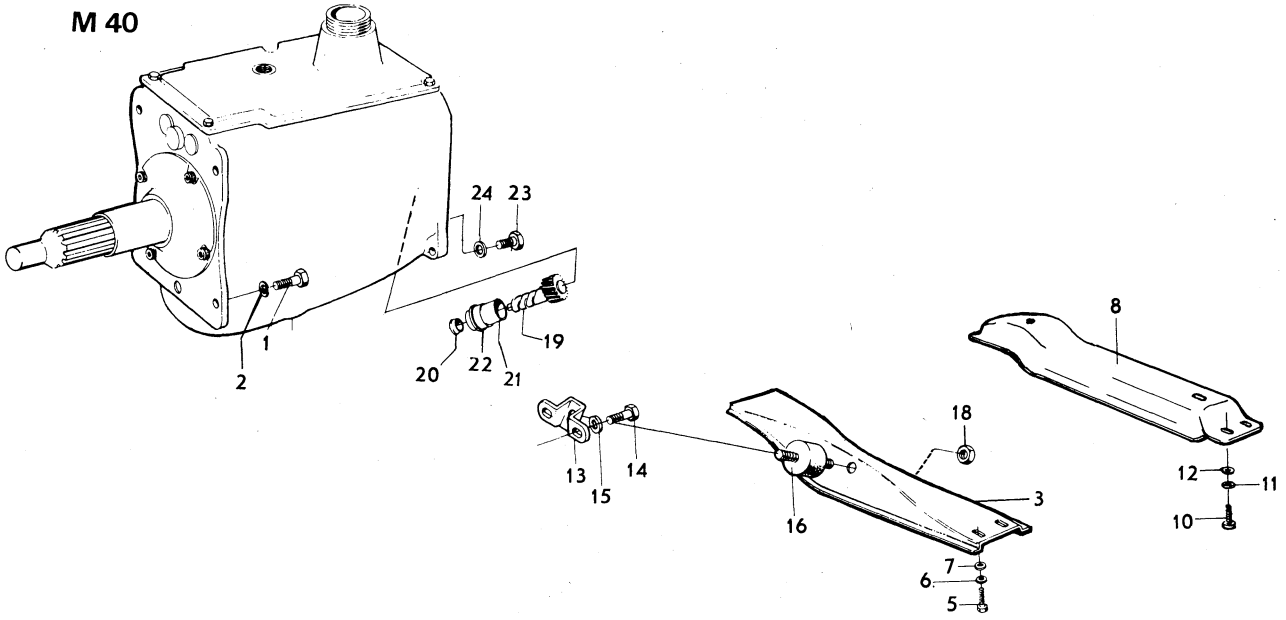
24
23
1
2
20
22
21
19
8
18
13
14
15
16
3
12
11
10
7
6
5

M 41

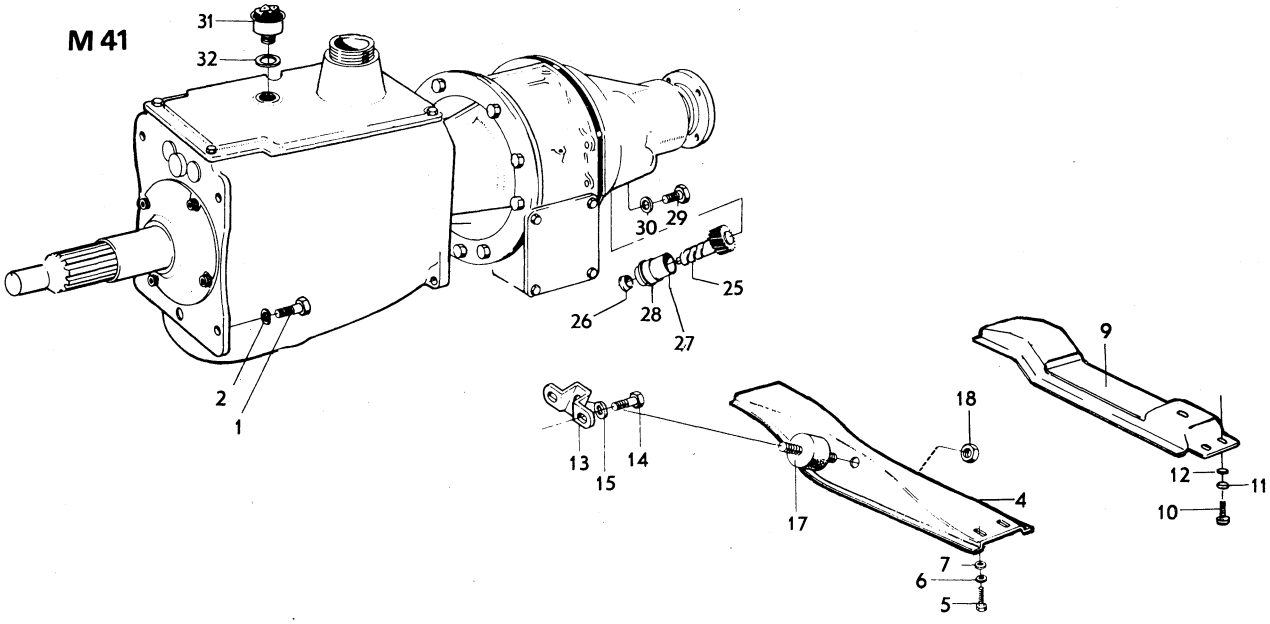
31
32
30
29
25
26
28
27
2
1
9
18
13
15
14
17
4
12
11
10
7
6
5

Sida Page	Grupp Group	Växellåda / Upphängning, reglage	Gearbox / Mountings control	Illustration
24	4	M40, RV	M40, RV	0350 / 8365 / 1979–11

Pos. Fig.	Antal/Quantity	Artikel nr Part No	Benämning	Description	Sats Kit	BPSR	Anmärkning Notes	
1	1	254500-2	Växellåda	Gearbox		8	VST. 144 CH–89799.	1010
	1	254559-8	Växellåda	Gearbox		8	VST. 144 CH 89800–.	1030
	1	254501-0	Växellåda	Gearbox		8	HST. 144 CH–89799.	1050
	1	254560-6	Växellåda	Gearbox		8	HST. 144 CH 89800–.	1070
	–		•Det se sida 38, 2-G15	•Comps page 38, 2-G15				1090
2	1	380164-4	Hastighetsmätardrev	Speedometer gear				1100
3	1	380192-5	Tätningsring	Seal ring	S			1110
4	1	380435-8	Lagerhylsa	Bearing cage			(380170)	1120
5	1	191117-1	Tätningsring	Seal ring	S			1130
6	1	191690-7	Skruv	Screw				1140
7	1	11992-5	Packning	Packing				1150
8	4	956601-9	Skruv	Screw				1160
9	4	940147-2	Låsbricka	Lock washer				1170
10	1	675898-1	Balk	Member				1180
11	4	955534-3	Skruv	Screw				1190
12	4	940108-4	Fjäderbricka	Spring washer				1200
13	4	940097-9	Bricka	Washer				1210
14	1	676274-4	Konsol	Bracket				1220
15	2	955534-3	Skruv	Screw				1230
16	2	942336-9	Bricka	Washer				1240
17	1	662711-1	Gummikudde	Rubber cushion				1250
18	2	950365-7	Mutter	Nut				1260
19	1	677946-6	Växelspak	Gear lever			144 CH–89799	1270
20	1	673235-8	Handgrepp	Knob			144 CH–89799.	1280
21	1	942593-5	Bussning	Bushing			144 CH–89799	1290
22	1	676326-2	Ledgaffel	Yoke			144 CH–89799	1300
23	1	942593-5	Bussning	Bushing			144 CH–89799	1310
24	2	677004-4	Bussning	Bushing			144 CH–89799	1320
25	1	942817-8	Spårring	Circlip			144 CH–89799	1330
26	2	942175-1	Pinne	Pin			144 CH–89799	1340
27	4	951670-9	Spårryttare	Circlip			144 CH–89799	1350
28	1	679953-0	Konsol, vst	Bracket, lhd			144 CH 89800–	1360
	1	679954-8	Konsol, hst	Bracket, rhd			144 CH 89800–	1370
29	1	940100-1	Skruv, L 16	Screw, L 16			144 CH 89800–	1380
	2	955513-7	Skruv, L 19	Screw, L 19			144 CH 89800–	1390
30	3	941906-0	Fjädrande bricka	Resilient washer			144 CH 89800–	1400
31	1	679948-0	Växelspak	Gear lever			144 CH 89800–	1410
32	1	673235-8	Handgrepp	Knob			144 CH 89800–	1420
33	2	943035-6	Bussning	Bushing			144 CH 89800–	1430
34	1	679952-2	Kulskål	Ball shell			144 CH 89800–	1440
35	1	679951-4	Överfallsmutter	Cap nut		8	13)	1450
35a	1	684453-4	Överfallsmutter	Cap nut			14)	1460
35b	1	684420-3	Gummikåpa	Rubber casing			14)	1470
36	1	676330-4	Manöverstång	Operating rod		8	VST. 144 CH–89799.	1480
	1	677543-1	Manöverstång	Operating rod		8	HST. 144 CH–89799.	1490
37	1	680006-4	Manöverstång	Operating rod			VST. 144 CH 89800–.	1500
	1	680008-0	Manöverstång	Operating rod			HST. 144 CH 89800–.	1510
38	1	943017-4	Skruv	Bolt			144 CH 89800–	1520
39	1	950353-3	Mutter	Nut			144 CH 89800–	1530
40	1	678394-8	Manschett	Sleeve		8	144 CH–89799.	1540
41	1	677225-5	Axeltapp	Shaft pin				1550
42	1	951120-5	Räffelpinne	Slotted pin		8		1560
43	1	677224-8	Hävarm	Lever			VST	1570
	1	678521-6	Hävarm	Lever			HST	1580
44	1	940135-7	Skruv	Screw				1590
45	1	676292-6	Konsol	Bracket			VST	1600
	1	677544-9	Konsol	Bracket			HST	2010
46	1	676336-1	Hävarm	Lever				2020
47	1	942594-3	Bussning	Bushing				2030

13. 144 CH 89800–157101 excl. 155371–155581, 156530–156897. Ers. av 1 st 684420, 1 st 684453.
14. 144 CH 155371–155581, 156530–156897, 157102–.

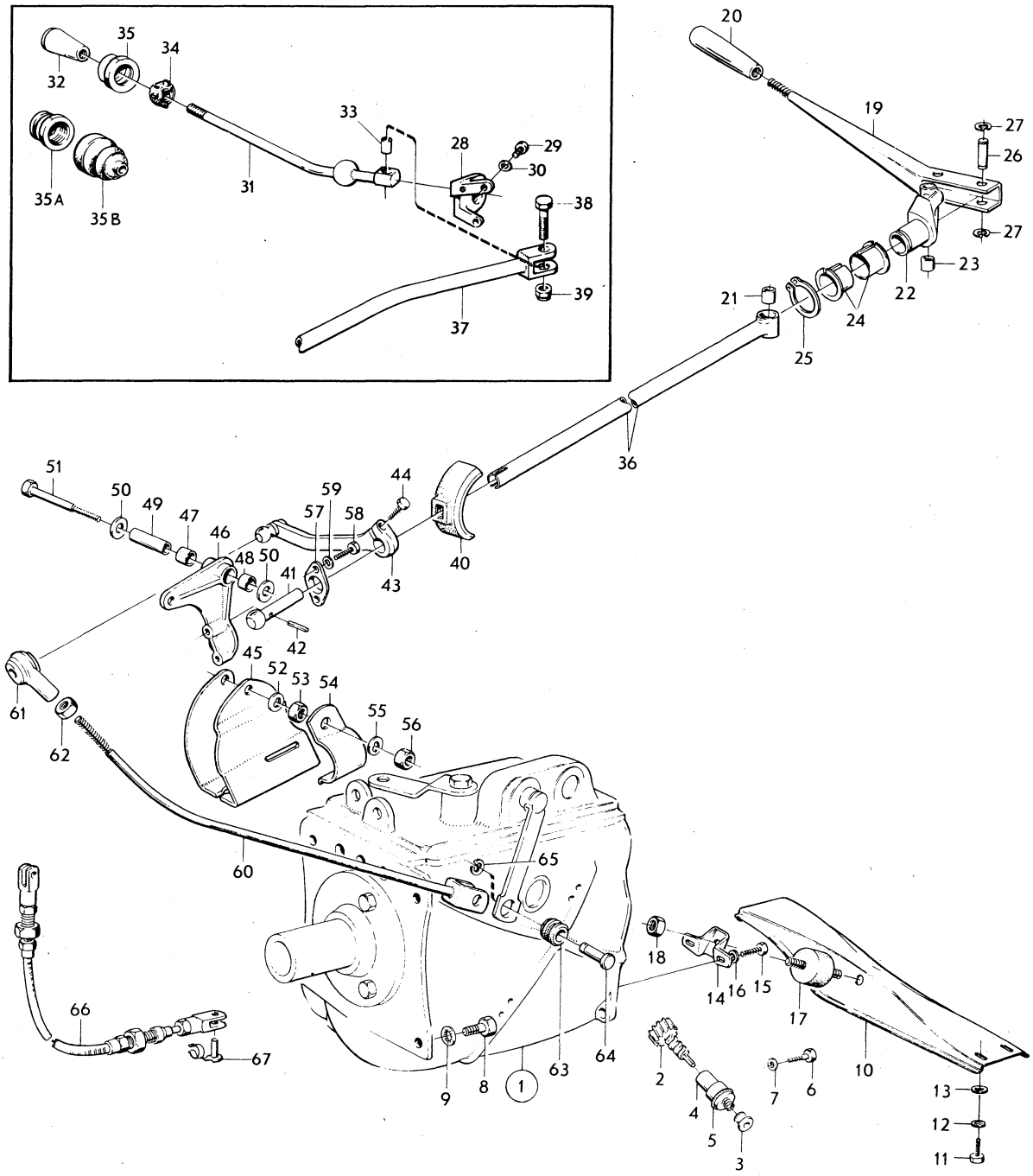

VOLVO
KA 8365

Sida Page	Grupp Group	Växellåda / Gearbox	Illustration	0350
		Upphängning, reglage / Mountings control	8365	
26	4	M40, RV / M40, RV	1979–11	

Pos. Fig.	Antal/Quantity				Artikel nr Part No	Benämning	Description	Sats Kit	B P S R	Anmärkning Notes	
48	2	–	–	–	676904-6	Bussning	Bushing				2040
49	1	–	–	–	678320-3	Axel	Shaft				2050
50	2	–	–	–	86385-2	Bricka	Washer		8		2060
51	1	–	–	–	192470-3	Skruv	Screw				2070
52	1	–	–	–	941907-8	Fjädrande bricka	Resilient washer				2080
53	1	–	–	–	955826-3	Mutter	Nut				2090
54	1	–	–	–	676291-8	Klammer	Clamp				2100
55	1	–	–	–	941907-8	Fjädrande bricka	Resilient washer				2110
56	1	–	–	–	955826-3	Mutter	Nut				2120
57	1	–	–	–	677226-3	Överfall	Cap				2130
58	1	–	–	–	950022-4	Skruv	Screw			L 16	2[illegible]
	1	–	–	–	950025-7	Skruv	Screw			L 25	21[illegible]
59	2	–	–	–	941905-2	Fjädrande bricka	Resilient washer				2160
60	1	–	–	–	677565-4	Manöverstång	Operating rod			VST	2170
	1	–	–	–	677566-2	Manöverstång	Operating rod			HST	2180
61	1	–	–	–	679825-0	Kulskål	Ball socket				2190
62	1	–	–	–	955827-1	Mutter	Nut				22[illegible]
63	1	–	–	–	663151-9	Gummibussning	Rubber bushing				22[illegible]
64	1	–	–	–	663162-6	Tapp	Pin				2220
65	1	–	–	–	951670-9	Spårryttare	Circlip				2230
66	1	–	–	–	676408-8	Reglagewire	Cable				2240
67	2	–	–	–	677218-0	Bult	Bolt				2250
	1	–	–	–	275488-5	Packningssats	Gasket kit				2260

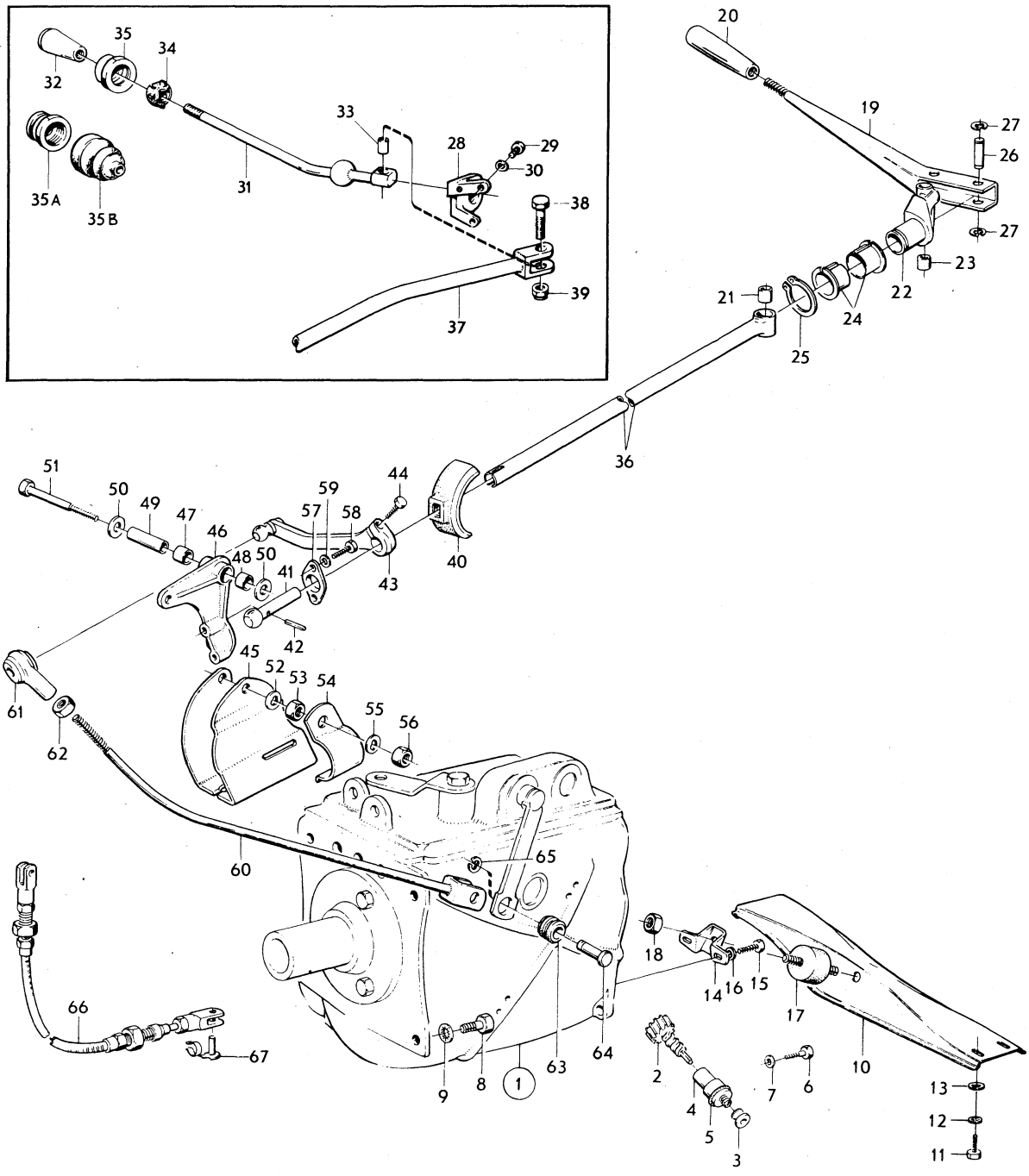

VOLVO
KA 8365

Sida / Page	Grupp / Group	Växellåda / Gearbox	Illustration
28	4	M40, GV	6674
		M40, GV	1979–11

	Pos. / Fig.	Antal/Quantity 254 498	254 558	254 539	254 584	Artikel nr / Part No	Benämning	Description	Sats / Kit	BPSR	Anmärkning / Notes	
	1	1	–	–	–	254498-9	Växellåda	Gearbox		8		1010
		–	1	–	–	254558-0	Växellåda	Gearbox		8		1020
		–	–	1	–	254539-0	Växellåda	Gearbox		8		1030
		–	–	–	1	254584-6	Växellåda	Gearbox		8		1040
		1	1	1	1	254580-4	•Växellåda	•Gearbox		8	ERS AV 1ST 1208005–7,	1050
											1ST 380449–9.	1060
	2	1	–	1	–	380329-3	••Hus	••Housing		8	ERS AV 1ST 380200–6,	1070
											1ST 656512–1.	1071
		–	1	–	1	380610-6	••Hus	••Housing		8	ERS AV 1ST 380998–5,	1080
											1ST 380877–1,	1081
											1ST 380878–9,	
											1ST 380894–6,	
											1ST 380895–3,	1084
											1ST 380808–6.	1085
	3	1	1	1	1	656517-0	•••Lagertapp	•••Bearing pin				1090
	4	3	3	3	3	191496-9	•••Hattplugg	•••Plug pin				1100
	5	2	2	2	2	191529-7	•••Pinne	•••Pin				
	6	1	1	1	1	952358-0	••Propp	••Plug				
	7	1	1	1	1	951901-8	••Propp	••Plug				1130
	8	1	1	1	1	380190-9	••Lock	••Cover				1140
	9	1	1	1	1	191685-7	••Tätningsring	••Seal ring	S			1150
x	10	1	1	1	1	380914-2	••Packning	••Gasket	S		(656505)	1160
	11	3	3	3	3	192622-9	••Skruv	••Screw				1170
	12	3	3	3	3	380381-4	••Gummiring	••Rubber ring				1180
x	13	1	1	1	1	381630-3	••Lock	••Cover			(380448)	1190
	14	1	1	1	1	380616-3	••Packning	••Gasket	S	8		1200
	15	3	3	3	3	955534-3	••Skruv	••Screw				1210
	16	1	1	1	1	941939-1	••Skruv	••Screw				1220
	17	4	4	4	4	18651-0	••Bricka	••Washer				1230
x	18	1	1	1	1	946341-5	••Tätningsring	••Seal ring	S		(942350)	1240
	19	1	1	1	1	380211-3	••Luftningsnippel	••Air venting nipple				1250
	20	1	1	1	1	380136-2	••Ingående axel	••Input shaft				1260
	21	1	1	1	1	11145-0	••Kullager	••Ball bearing				1270
	22	–	–	–	–		••Låsring, ALT	••Circlip, ALT				1280
		1	1	1	1	190737-7	•••Låsring	•••Circlip			TJ 2.0 MM	1290
		1	1	1	1	190814-4	•••Låsring	•••Circlip			TJ 2.1 MM	1300
		1	1	1	1	190815-1	•••Låsring	•••Circlip			TJ 2.2 MM	1310
		1	1	1	1	191105-6	•••Låsring	•••Circlip		8	TJ 2.3 MM	
	23	1	–	1	–	380172-7	••Kugghjul	••Gear		8		
		–	1	–	1	380621-3	••Kugghjul	••Gear				1340
	24	48	48	48	48	19567-7	••Rulle	••Roller				1350
	25	4	4	4	4	87176-4	••Distansring	••Spacer ring				1360
	26	2	2	2	2	656551-9	••Tryckbricka	••Thrust washer				1370
	27	1	1	1	1	380157-8	••Axel	••Shaft				
	28	1	–	1	–	380366-5	••Backdrev	••Reverse gear				
		–	1	–	1	380811-0	••Backdrev	••Reverse gear				1400
	29	1	1	1	1		•••Bussning	•••Bushing		8		1410
	30	1	–	1	–	656512-1	••Axel	••Shaft			D 18,0	1420
		–	1	–	1	380615-5	••Axel	••Shaft			D 23,1	1430
	31	1	1	1	1	380447-3	••Huvudaxel	••Main shaft				1440
	32	14	14	14	14	181120-7	••Rulle	••Roller				1450
	33	1	1	1	1	11024-7	••Kullager	••Ball bearing				1460
	34	1	1	1	1		••Låsring, ALT	••Circlip, ALT				1470
		–	–	–	–	914537-6	•••Låsring	•••Circlip			TJ 2.5 MM	1480
		–	–	–	–	942339-3	•••Låsring	•••Circlip			TJ 2.6 MM	1490
		–	–	–	–	942340-1	•••Låsring	•••Circlip			TJ 2.7 MM	1500
	35	1	1	1	1	380175-0	••Distansring	••Spacer ring				1510
x	36	1	1	1	1	380835-9	••Synkroniseringsnav	••Synchronizing hub			(380138)	1520
	37	3	3	3	3	656514-7	••Medbringare	••Locating key				1530
	38	2	2	2	2	86713-5	••Fjäderring	••Clamping ring				1540
	39	1	1	1	1	656518-8	••Kopplingshylsa	••Engaging sleeve				1550
	40	2	2	2	2	656138-5	••Synkroniseringskona	••Synchronizing cone				1560
	41	1	1	1	1		•••Låsring, ALT	•••Circlip, ALT				1570

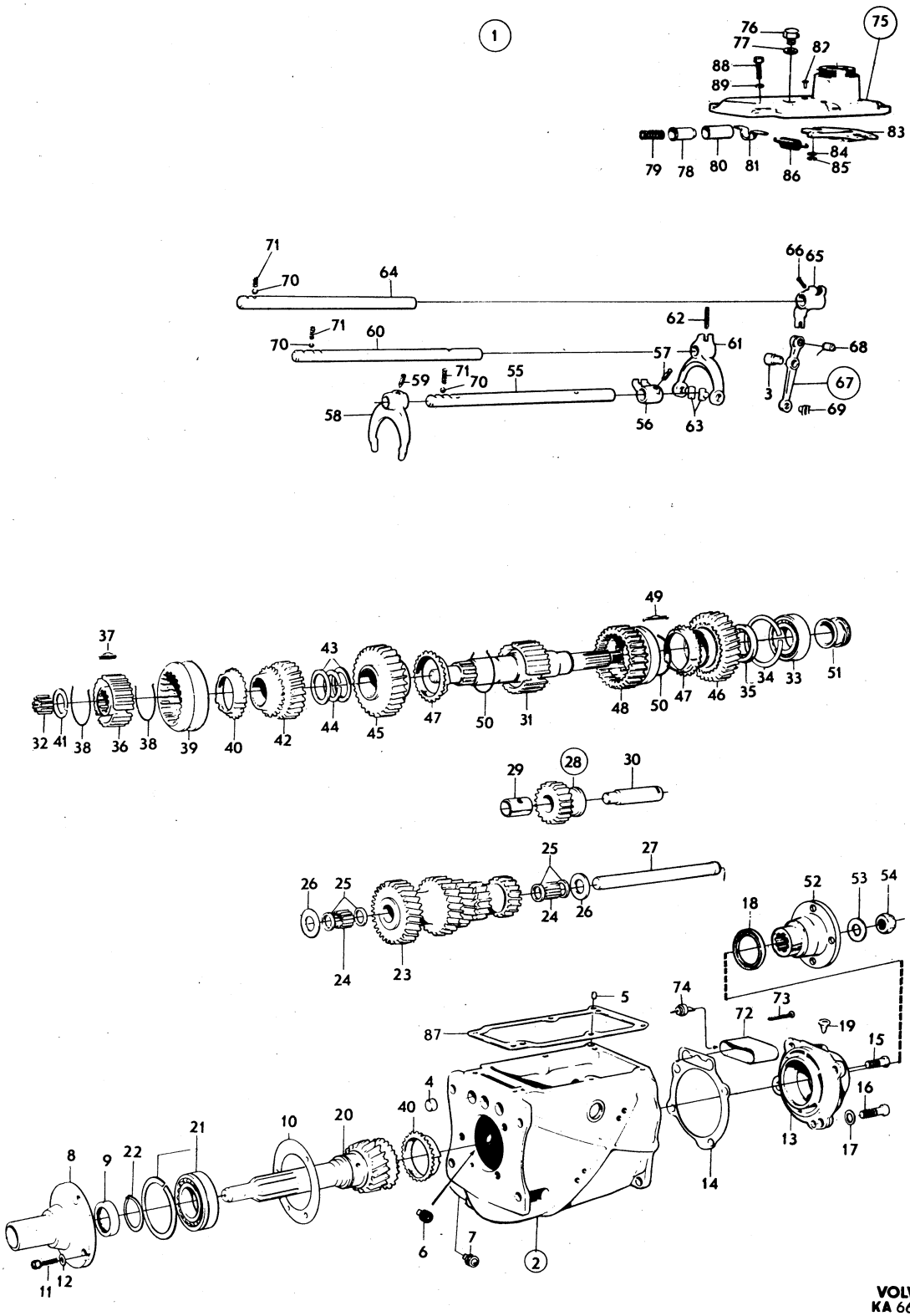

VOLVO
KA 6674

Sida Page	Grupp Group	Växellåda	Gearbox	Illustration	0400
30	4	M40, GV	M40, GV	6674 1979–11	

Pos. Fig.	Antal/Quantity 254 498	254 558	254 539	254 584	Artikel nr Part No	Benämning	Description	Sats Kit	B P S R	Anmärkning Notes	
	–	–	–	–	191497-7	•••Låsring	•••Circlip			TJ 2.0 MM	1580
	–	–	–	–	191498-5	•••Låsring	•••Circlip			TJ 2.1 MM	1590
	–	–	–	–	191499-3	•••Låsring	•••Circlip			TJ 2.2 MM	1600
42	1	–	1	–	380140-4	••Kugghjul, 3–an	••Gear, 3 rd				2010
	–	1	–	1	380619-7	••Kugghjul, 3–an	••Gear, 3 rd				2020
43	2	2	2	2	380143-8	••Distansring	••Spacer ring				2030
44	1	1	1	1		•••Låsring, ALT	•••Circlip, ALT				2040
	–	–	–	–	191493-6	•••Låsring	•••Circlip			TJ 2.55 MM	2050
	–	–	–	–	191494-4	•••Låsring	•••Circlip			TJ 2.65 MM	2060
	–	–	–	–	191495-1	•••Låsring	•••Circlip			TJ 2.75 MM	2070
45	1	1	1	1	380174-3	••Kugghjul, 2–an	••Gear, 2 nd				2[illegible]
46	1	1	1	1	380150-3	••Kugghjul, 1–an	••Gear, 1 st				2[illegible]
47	2	2	2	2	656138-5	••Synkroniserings kona	••Synchronizing cone				2100
48	1	1	1	1	380142-0	••Kopplingshylsa	••Engaging sleeve				2110
49	3	3	3	3	380141-2	••Medbringare	••Locating key				2120
50	2	2	2	2	86713-5	••Fjäderring	••Clamping ring				2130
51	1	1	1	1	380449-9	••Hastighetsmätardrev	••Speedometer gear				2140
52	1	1	–	–	384281-2	••Medbringare	••Companion flange				2[illegible]
	–	–	1	1	384281-2	••Medbringare	••Companion flange			(380821)	2160
53	1	1	1	1	80513-5	••Bricka	••Washer				2170
54	1	1	1	1	88726-5	••Mutter	••Nut				2180
55	1	1	1	1	380240-2	••Skiftaxel, 3–an, 4–an	••Shift rail, 3 rd, 4 th				2190
56	1	1	1	1	380133-9	••Medbringare	••Companion flange				2200
57	1	1	1	1	656553-5	••Låsskruv	••Lock screw				2210
58	1	1	1	1	656537-8	••Skiftgaffel	••Shift fork				2220
59	1	1	1	1	656553-5	••Låsskruv	••Lock screw				2230
60	1	1	1	1	380131-3	••Skiftaxel, 1–an, 2–an	••Shift rail, 1 st, 2 nd				2240
61	1	1	1	1	380132-1	••Skiftgaffel	••Shift fork				2250
62	1	1	1	1	951965-3	••Spännstift	••Tensioner pin				2260
63	2	2	2	2	656549-3	••Medbringartapp	••Flange pin				2270
64	1	1	1	1	380231-1	••Skiftaxel, back	••Shift rail, reverse				2280
65	1	1	1	1	380134-7	••Skiftgaffel	••Shift fork				2290
66	1	1	1	1	656553-5	••Låsskruv	••Lock screw				2300
67	1	1	1	1	380622-1	••Hävarm	••Lever				2310
68	1	1	1	1	950542-1	•••Pinne	•••Pin			TID UTF	2320
69	1	1	1	1	656549-3	••Medbringartapp	••Flange pin				2330
70	3	3	3	3	67089-3	••Kula	••Ball				2340
71	3	3	3	3	87972-6	••Fjäder	••Spring				2350
72	1	1	1	1	380368-1	••Skyddskåpa	••Casing				2[illegible]
73	2	2	2	2	950256-8	••Skruv	••Screw				2370
74	1	1	1	1	380360-8	••Backljuskontakt	••Back–up lamp contact				2380
75	1	1	1	1	380373-1	•Lock	•Cover				2390
76	2	2	2	2	191900-0	••Propp	••Plug				2400
77	2	2	2	2	11996-6	••Packning	••Packing	S			2410
78	1	1	1	1	656575-8	•Spärrtapp	•Interlock pin				2[illegible]
79	1	1	1	1	656576-6	•Fjäder	•Spring				2430
80	1	1	1	1	656574-1	•Bussning	•Bushing				2440
81	1	1	1	1	656547-7	•Överfall	•Cap				2450
82	2	2	2	2	952517-1	•Nit	•Rivet				2460
83	1	1	1	1	656542-8	•Spärrplatta	•Interlock plate				2470
84	2	2	2	2	18696-5	•Bricka	•Washer				2480
85	2	2	2	2	951669-1	•Spårryttare	•Circlip				2490
86	1	1	1	1	656544-4	•Fjäder	•Spring				2500
87	1	1	1	1	381107-2	•Packning	•Gasket	S			2510
88	6	6	6	6	940135-7	•Skruv	•Screw				2520
89	6	6	6	6	190819-3	•Fjäderbricka	•Spring washer				2530
	1	1	1	1	275488-5	Packningssats	Gasket kit				2540

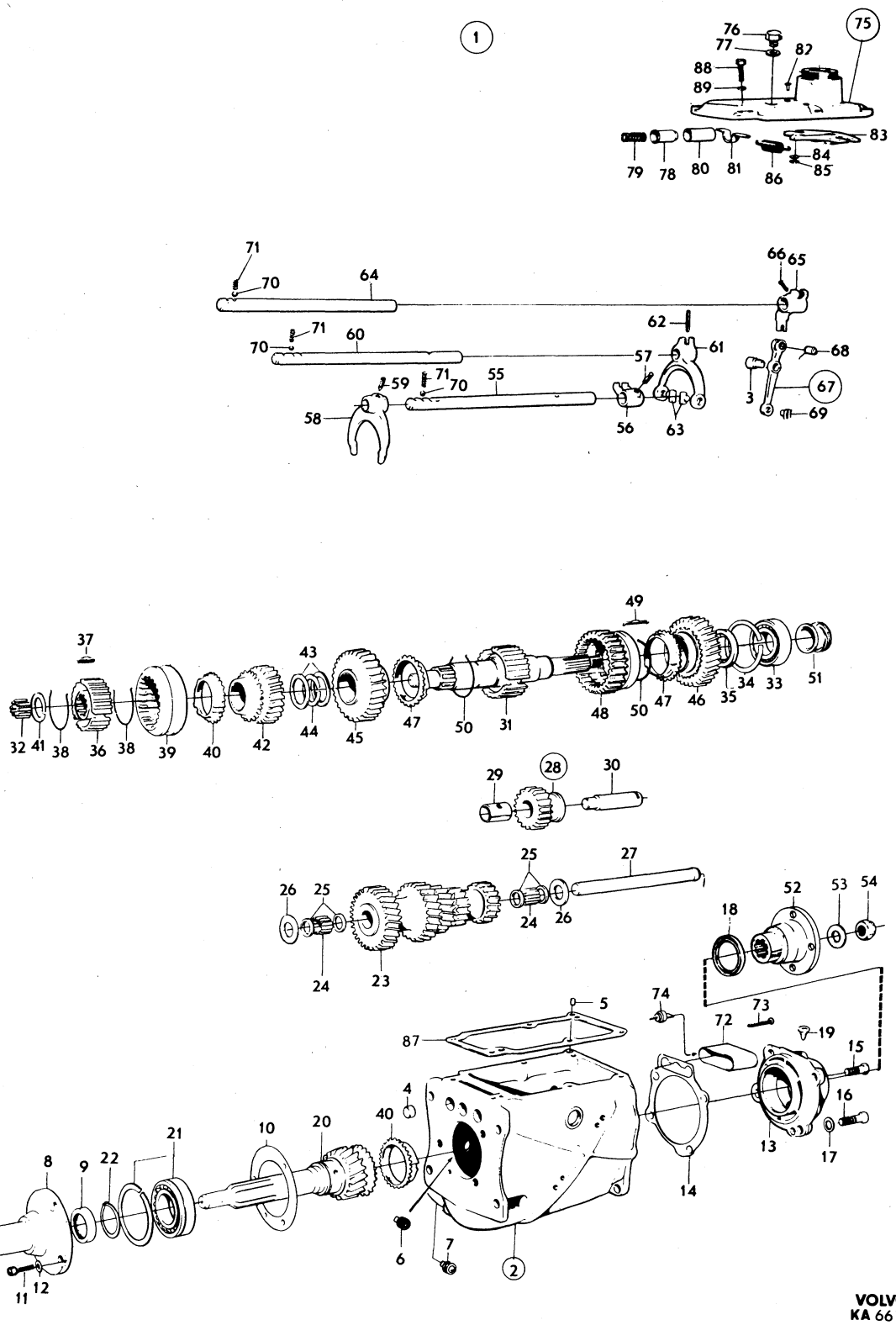

VOLVO
KA 6674

Sida Page	Grupp Group	Växellåda M40, GV	Gearbox M40, GV	Illustration 9145 1979–11	0450
32	4				

	Pos. Fig.	Antal/Quantity 254 652				Artikel nr Part No	Benämning	Description	Sats Kit	B P S R	Anmärkning Notes	
	1	1	–	–	–	254652-1	Växellåda	Gearbox		8	ERS AV 1ST 1208005–7, 1ST 380449–9	1010 1011
	2	1	–	–	–	380802-9	•Hus	•Housing		8	ERS AV 1ST 380998–5, 1ST 380887–1, 1ST 380878–9.	1020 1021 1022
	3	1	–	–	–	656517-0	••Lagertapp	••Bearing pin				1030
	4	3	–	–	–	191496-9	••Hattplugg	••Hat plug				1040
	5	2	–	–	–	191529-7	••Pinne	••Pin				1050
	6	1	–	–	–	952358-0	•Propp	•Plug				1060
	7	1	–	–	–	951901-8	•Propp	•Plug				1070
	8	1	–	–	–	380190-9	•Lock	•Cover				0
	9	1	–	–	–	191685-7	•Tätningsring	•Seal ring	S			1090
x	10	1	–	–	–	380914-2	•Packning	•Gasket	S		(656505)	1100
	11	3	–	–	–	192622-9	•Skruv	•Screw				1110
	12	3	–	–	–	380381-4	•Gummiring	•Rubber ring				1120
x	13	1	–	–	–	381630-3	•Lock	•Cover			(380448)	1130
	14	1	–	–	–	380800-3	•Packning	•Gasket	S			0
	15	3	–	–	–	955534-3	•Skruv	•Screw				1150
	16	1	–	–	–	941939-1	•Skruv	•Screw				1160
	17	4	–	–	–	18651-0	•Bricka	•Washer				1170
x	18	1	–	–	–	946341-5	•Tätningsring	•Seal ring	S		(942350)	1180
	19	1	–	–	–	380211-3	•Luftningsnippel	•Air venting nipple				1190
	20	1	–	–	–	380136-2	•Ingående axel	•Input shaft				1200
	21	1	–	–	–	11145-0	•Kullager	•Ball bearing				1210
	22	1	–	–	–		•Låsring, ALT	•Circlip, ALT				1220
		–	–	–	–	190737-7	••Låsring	••Circlip			TJ 2.0 MM	1230
		–	–	–	–	190814-4	••Låsring	••Circlip			TJ 2.1 MM	1240
		–	–	–	–	190815-1	••Låsring	••Circlip			TJ 2.2 MM	1250
		–	–	–	–	191105-6	••Låsring	••Circlip		8	TJ 2.3 MM	1260
	23	1	–	–	–	380807-8	•Kugghjul	•Gear		8	ERS AV 1ST 380894–6, 1ST 380895–3.	1270 1271
	24	42	–	–	–	183498-5	•Rulle	•Roller				1280
	25	4	–	–	–	380809-4	•Distansring	•Spacer ring				1290
	26	1	–	–	–	380813-6	•Tryckbricka	•Thrust washer				1300
	27	1	–	–	–	380810-2	•Tryckbricka	•Thrust washer				1310
	28	1	–	–	–	380808-6	•Axel	•Shaft				1320
	29	1	–	–	–	380811-0	•Backdrev	•Reverse gear				1330
	30	1	–	–	–	380615-5	•Axel	•Shaft			D 23,1	0
	31	1	–	–	–	380447-3	•Huvudaxel	•Main shaft				1350
	32	14	–	–	–	181120-7	•Rulle	•Roller				1360
	33	1	–	–	–	11024-7	•Kullager	•Ball bearing				1370
	34	1	–	–	–		•Låsring, ALT	•Circlip, ALT				1380
		–	–	–	–	914537-6	••Låsring	••Circlip			TJ 2.5 MM	1390
		–	–	–	–	942339-3	••Låsring	••Circlip			TJ 2.6 MM	1400
		–	–	–	–	942340-1	••Låsring	••Circlip			TJ 2.7 MM	0
	35	1	–	–	–	380175-0	•Distansring	•Spacer ring				1420
x	36	1	–	–	–	380835-9	•Synkroniseringsnav	•Synchronizing hub			(380138)	1430
	37	3	–	–	–	656514-7	•Medbringare	•Locating key				1440
	38	2	–	–	–	86713-5	•Fjäderring	•Clamping ring				1450
	39	1	–	–	–	656518-8	•Kopplingshylsa	•Engaging sleeve				1460
	40	2	–	–	–	656138-5	•Synkroniseringskona	•Syncronizing cone				1470
	41	1	–	–	–		•Låsring, ALT	•Circlip, ALT				1480
		–	–	–	–	191497-7	••Låsring	••Circlip			TJ 2.0 MM	1490
		–	–	–	–	191498-5	••Låsring	••Circlip			TJ 2.1 MM	1500
		–	–	–	–	191499-3	••Låsring	••Circlip			TJ 2.2 MM	1510
	42	1	–	–	–	380619-7	•Kugghjul,3–an	•Gear,3rd				1520
	43	2	–	–	–	380143-8	•Distansring	•Spacer ring				1530
	44	1	–	–	–		•Låsring, ALT	•Circlip, ALT				1540
		–	–	–	–	191493-6	••Låsring	••Circlip			TJ 2.55 MM	1550
		–	–	–	–	191494-4	••Låsring	••Circlip			TJ 2.65 MM	1560
		–	–	–	–	191495-1	••Låsring	••Circlip			TJ 2.75 MM	1570
	45	1	–	–	–	380174-3	•Kugghjul,2–an	•Gear,2nd				1580
	46	1	–	–	–	380150-3	•Kugghjul,1–an	•Gear,1st				1590

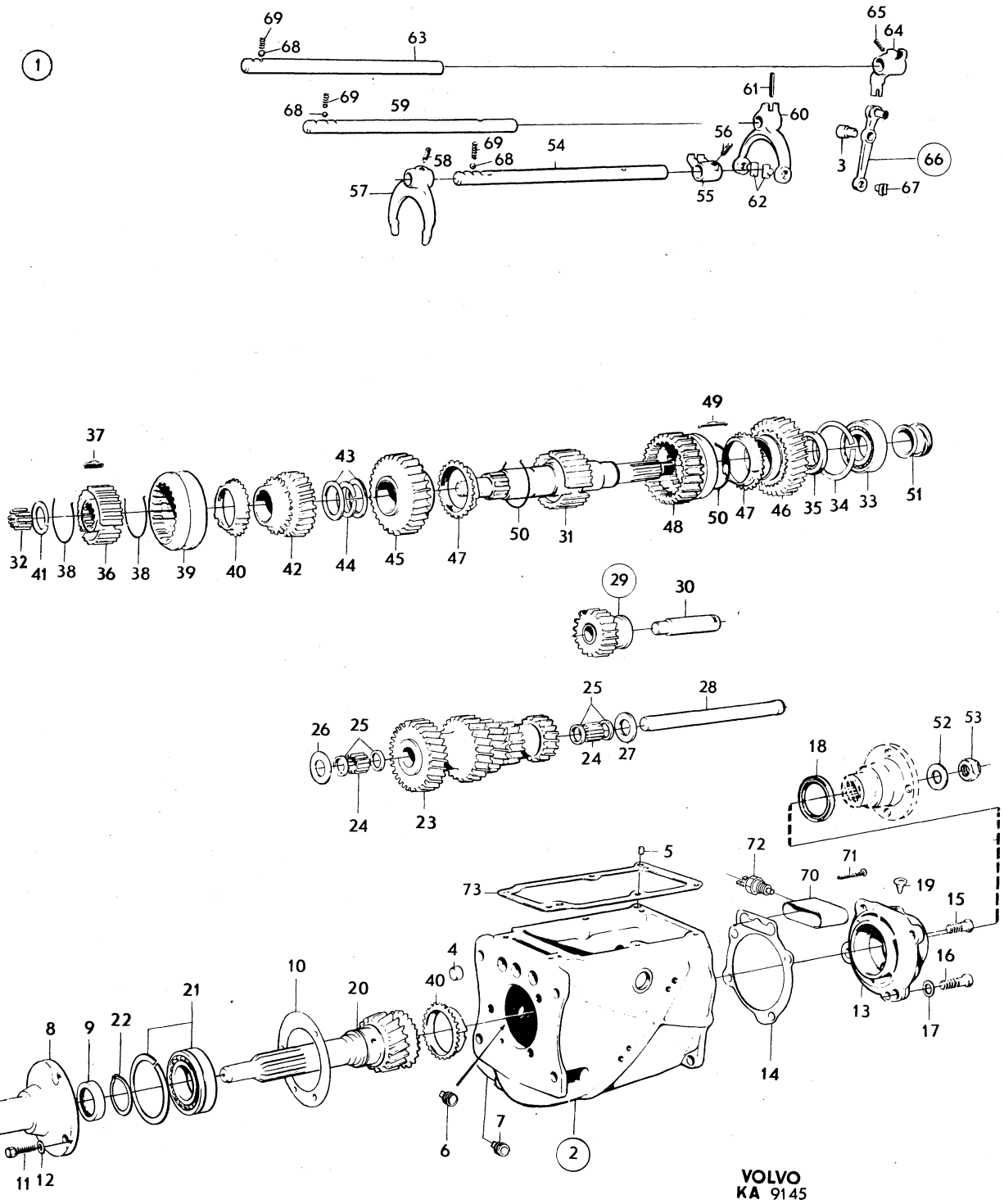
1
69
68
63
65
64
68
69
59
61
60
56
58
69
68
54
3
66
57
55
62
67
49
37
43
32
41
38
36
38
39
40
42
44
45
47
50
31
48
50
47
46
35
34
33
51
29
30
25
28
26
25
24
27
18
52
53
24
23
5
72
71
73
70
19
15
4
10
20
40
16
21
8
9
22
13
17
14
6
7
2
11
12
VOLVO
KA 9145

Sida Page	Grupp Group	Växellåda M40, GV	Gearbox M40, GV	Illustration 0450 9145 1979–11
34	4			

Pos. Fig.	Antal/Quantity 254 652				Artikel nr Part No	Benämning	Description	Sats Kit	B P S R	Anmärkning Notes	
47	2	–	–	–	656138-5	•Synkroniseringskona	•Syncronizing cone				1600
48	1	–	–	–	380142-0	•Kopplingshylsa	•Engaging sleeve				2010
49	3	–	–	–	380141-2	•Medbringare	•Locating key				2020
50	2	–	–	–	86713-5	•Fjäderring	•Clamping ring				2030
51	1	–	–	–	380449-9	•Hastighetsmätardrev	•Speedometer gear				2040
52	1	–	–	–	80513-5	•Bricka	•Washer				2050
53	1	–	–	–	88726-5	•Mutter	•Nut				2060
54	1	–	–	–	380240-2	•Skiftaxel,3–an,4–an	•Shiftrail,3–rd,4–th				2070
55	1	–	–	–	380133-9	•Medbringare	•Dog				2080
56	1	–	–	–	656553-5	•Låsskruv	•Lock screw				2090
57	1	–	–	–	656537-8	•Skiftgaffel	•Shift fork				'00
58	1	–	–	–	656553-5	•Låsskruv	•Lock screw				2110
59	1	–	–	–	380131-3	•Skiftaxel,1–an,2–an	•Shift rail,1–st,2–nd				2120
60	1	–	–	–	380132-1	•Skiftgaffel	•Shift fork				2130
61	1	–	–	–	951965-3	•Spännstift	•Tensioner pin				2140
62	2	–	–	–	656549-3	•Medbringartapp	•Flange pin				2150
63	1	–	–	–	380231-1	•Skiftaxel,back	•Shift rail,reverse				2160
64	1	–	–	–	380134-7	•Skiftgaffel	•Shift fork				2170
65	1	–	–	–	656553-5	•Låsskruv	•Lock screw				2180
66	1	–	–	–	380622-1	•Hävarm	•Lever				2190
67	1	–	–	–	656549-3	•Medbringartapp	•Flange pin				2200
68	3	–	–	–	67089-3	•Kula	•Ball				2210
69	3	–	–	–	87972-6	•Fjäder	•Spring				2220
70	1	–	–	–	380799-7	•Skyddskåpa	•Casing				2230
71	2	–	–	–	950256-8	•Skruv	•Screw				2240
72	1	–	–	–	380360-8	•Backljuskontakt	•Back–up lamp contact				2250
73	1	–	–	–	381107-2	•Packning	•Gasket		S		2260
	1	–	–	–	275488-5	Packningssats	Gasket kit				2270

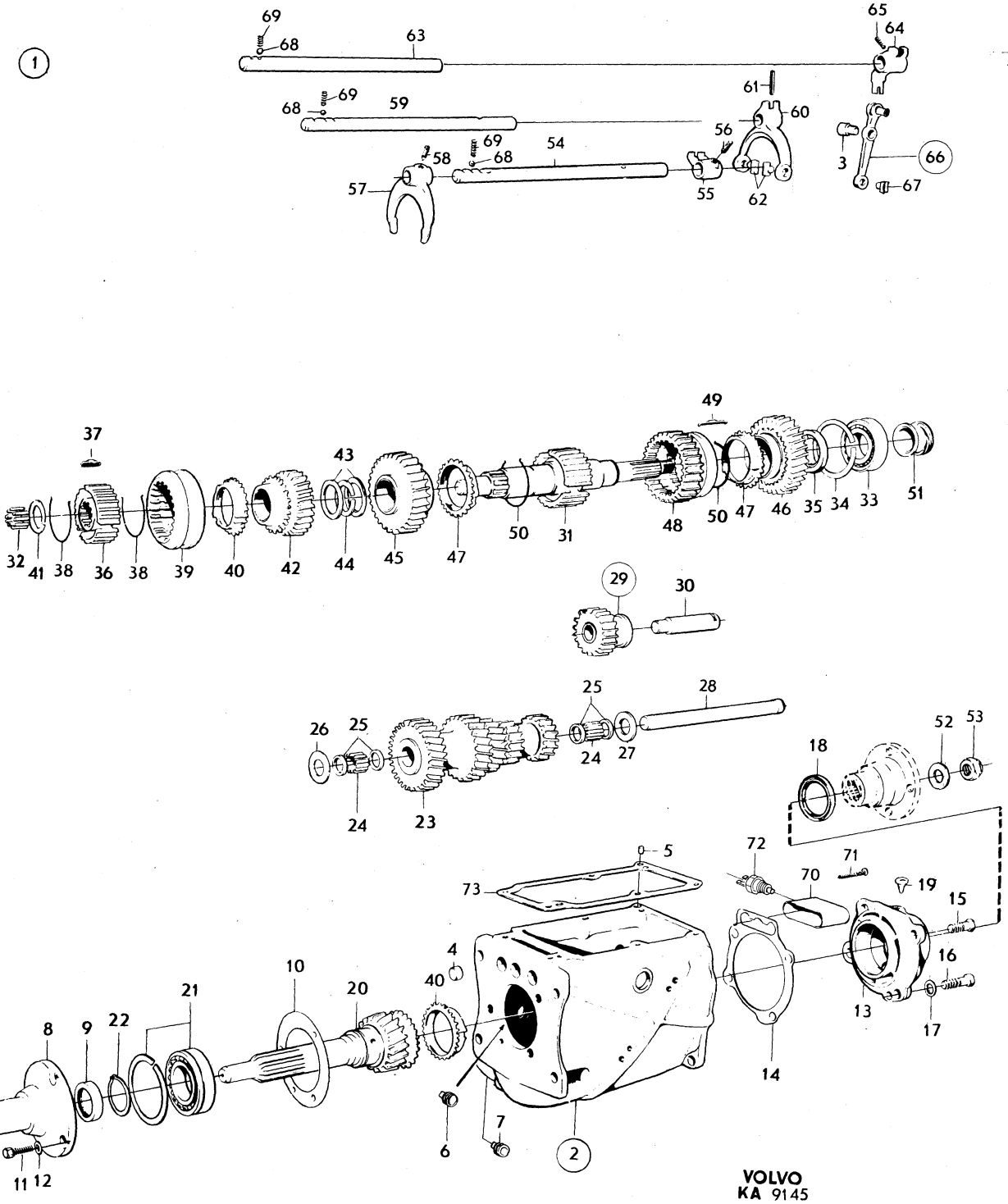

VOLVO
KA 9145

Sida Page	Grupp Group	Växellåda	Gearbox	Illustration	0550
		M40, RV	M40, RV	6673	
38	4			1979–11	

	Pos. Fig.	Antal/Quantity 254 500	254 559	254 501	254 560	Artikel nr Part No	Benämning	Description	Sats Kit	BPSR	Anmärkning Notes	
	1	1	–	–	–	254500-2	Växellåda	Gearbox		8		1010
		–	1	–	–	254559-8	Växellåda	Gearbox		8		1020
		–	–	1	–	254501-0	Växellåda	Gearbox		8		1030
		–	–	–	1	254560-6	Växellåda	Gearbox		8		1040
		1	1	1	1	254580-4	•Växellåda	•Gearbox		8	ERS AV 1ST 1208005–7,	1050
											1ST 380449–9.	1060
	2	1	–	1	–	380329-3	••Hus	••Housing		8	ERS AV 1ST 380200–6,	1070
											1ST 656512–1,	1071
											1ST 380366–5.	1072
		–	1	–	1	380610-6	••Hus	••Housing		8	ERS AV 1ST 380998–5,	1080
											1ST 380877–1,	1081
											1ST 380878–9,	1082
											1ST 380894–6,	1083
											1ST 380895–3,	1084
											1ST 380808–6.	1085
	3	1	1	1	1	656517-0	•••Lagertapp	•••Bearing pin				1090
	4	3	3	3	3	191496-9	•••Hattplugg	•••Plug pin				1100
	5	2	2	2	2	191529-7	•••Pinne	•••Pin				1110
	6	1	1	1	1	952358-0	••Propp	••Plug				1120
	7	1	1	1	1	951901-8	••Propp	••Plug				1130
	8	1	1	1	1	380190-9	••Lock	••Cover				1140
	9	1	1	1	1	191685-7	••Tätningsring	••Seal ring	S			1150
x	10	1	1	1	1	380914-2	••Packning	••Gasket	S		(656505–5)	1160
	11	3	3	3	3	192622-9	••Skruv	••Screw				1170
	12	3	3	3	3	380381-4	••Gummiring	••Rubber ring				1180
x	13	1	1	1	1	381630-3	••Lock	••Cover				1190
	14	1	1	1	1	380800-3	••Packning	••Gasket	S			1200
	15	3	3	3	3	955534-3	••Skruv	••Screw				1210
	16	1	1	1	1	941939-1	••Skruv	••Screw				1220
	17	4	4	4	4	18651-0	••Bricka	••Washer				1230
x	18	1	1	1	1	946341-5	••Tätningsring	••Seal ring	S		(942350)	1240
	19	1	1	1	1	380211-3	••Luftningsnippel	••Air venting nipple				1250
	20	1	1	1	1	380136-2	••Ingående axel	••Input shaft				1260
	21	1	1	1	1	11145-0	••Kullager	••Ball bearing				1270
	22	1	1	1	1		••Låsring, ALT	••Circlip, ALT				1280
		–	–	–	–	190737-7	•••Låsring	•••Circlip			TJ 2.0 MM	1290
		–	–	–	–	190814-4	•••Låsring	•••Circlip			TJ 2.1 MM	1300
		–	–	–	–	190815-1	•••Låsring	•••Circlip			TJ 2.2 MM	1310
		–	–	–	–	191105-6	•••Låsring	•••Circlip		8	TJ 2.3 MM	1320
	23	1	–	1	–	380172-7	••Kugghjul	••Gear		8	ERS AV 1ST 380621–3,	1330
											1ST 380619–7.	1331
		–	1	–	1	380621-3	••Kugghjul	••Gear				1340
	24	48	48	48	48	19567-7	••Rulle	••Roller				1350
	25	4	4	4	4	87176-4	••Distansring	••Spacer ring				1360
	26	2	2	2	2	656551-9	••Tryckbricka	••Thrust washer				1370
	27	1	1	1	1	380157-8	••Axel	••Shaft				1380
	28	1	–	1	–	380366-5	••Backdrev	••Reverse gear				1390
		–	1	–	1	380811-0	••Backdrev	••Reverse gear			(380613)	1400
	29	1	1	1	1		•••Bussning	•••Bushing		8		1410
	30	1	–	1	–	656512-1	••Axel	••Shaft				1420
		–	1	–	1	380615-5	••Axel	••Shaft				1430
	31	1	1	1	1	380447-3	••Huvudaxel	••Main shaft				1440
	32	14	14	14	14	181120-7	••Rulle	••Roller				1450
	33	1	1	1	1	11024-7	••Kullager	••Ball bearing				1460
	34	1	1	1	1		••Låsring, ALT	••Circlip, ALT				1470
		–	–	–	–	914537-6	•••Låsring	•••Circlip			TJ 2.5 MM	1480
		–	–	–	–	942339-3	•••Låsring	•••Circlip			TJ 2.6 MM	1490
		–	–	–	–	942340-1	•••Låsring	•••Circlip			TJ 2.7 MM	1500
	35	1	1	1	1	380175-0	••Distansring	••Spacer ring				1510
x	36	1	1	1	1	380835-9	••Synkroniseringsnav	••Syncronizing hub			(380138)	1520
	37	3	3	3	3	656514-7	••Medbringare	••Loating key				1530
	38	2	2	2	2	86713-5	••Fjäderring	••Clamping ring				1540
	39	1	1	1	1	656518-8	••Kopplingshylsa	••Engaging sleeve				1550

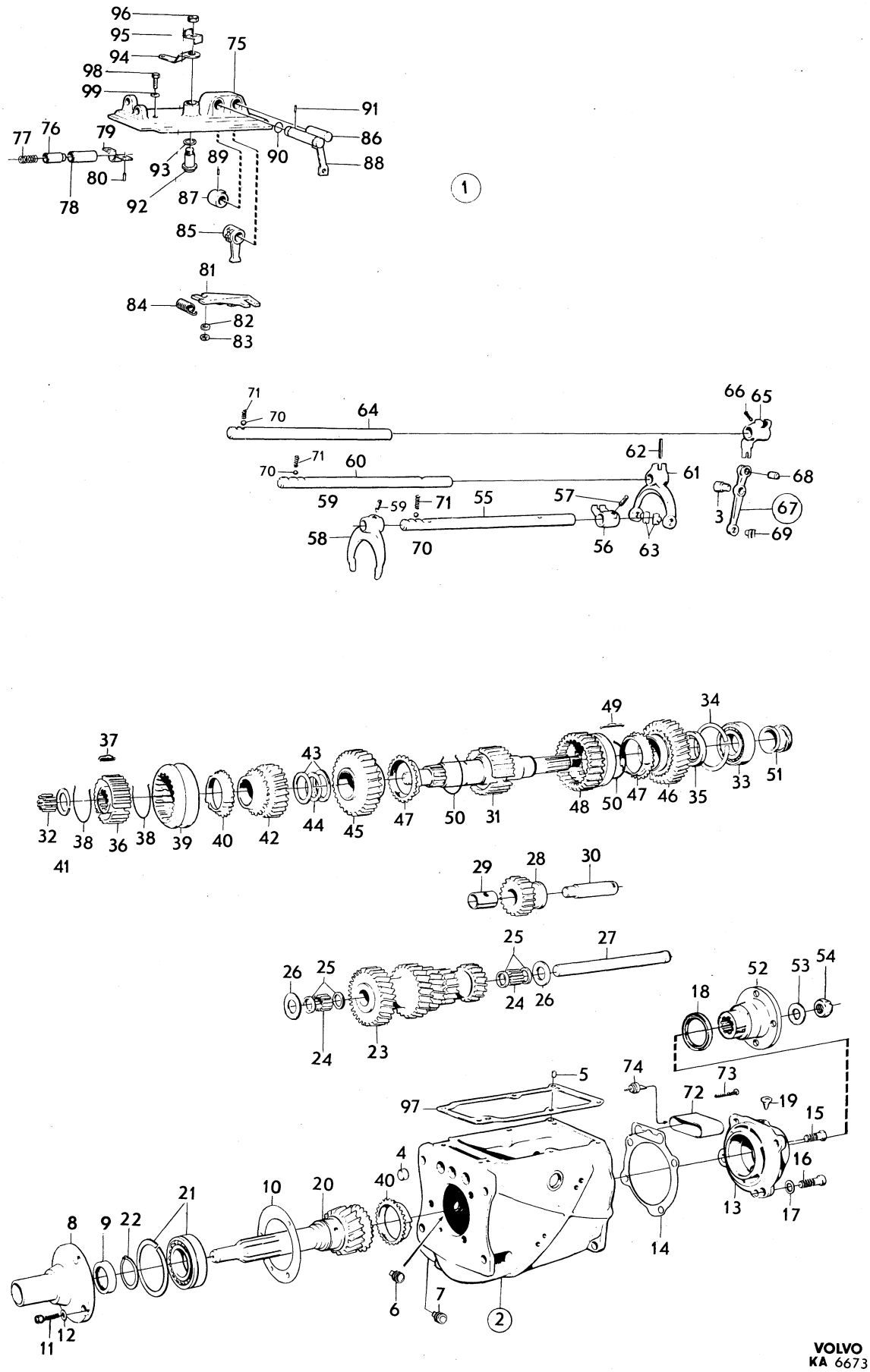

VOLVO
KA 6673

Sida Page	Grupp Group	Växellåda M40, RV	Gearbox M40, RV	Illustration 6673 1979–11	0550
40	4				

Pos. Fig.	Antal/Quantity 254 500	254 559	254 501	254 560	Artikel nr Part No	Benämning	Description	Sats Kit	B P S R	Anmärkning Notes	
40	2	2	2	2	656138-5	••Synkroniseringskona	••Syncronizing cone				1560
41	1	1	1	1		••Låsring, ALT	••Circlip, ALT				1570
	–	–	–	–	191497-7	•••Låsring	•••Circlip			TJ 2.0 MM	1580
	–	–	–	–	191498-5	•••Låsring	•••Circlip			TJ 2.1 MM	1590
	–	–	–	–	191499-3	•••Låsring	•••Circlip			TJ 2.2 MM	1600
42	1	–	1	–	380140-4	••Kugghjul, 3–an	••Gear, 3 rd				2010
	–	1	–	1	380619-7	••Kugghjul, 3–an	••Gear, 3 rd				2020
43	2	2	2	2	380143-8	••Distansring	••Spacer ring				2030
44	1	1	1	1		••Låsring, ALT	••Circlip, ALT				2040
	–	–	–	–		•••Låsring	•••Circlip			TJ 2.55 MM	2050
	–	–	–	–		•••Låsring	•••Circlip			TJ 2.65 MM	2060
	–	–	–	–		•••Låsring	•••Circlip			TJ 2.75 MM	2070
45	1	1	1	1	380174-3	••Kugghjul, 2–an	••Gear, 2 nd				2080
46	1	1	1	1	380150-3	••Kugghjul, 1–an	••Gear, 1 st				2090
47	2	2	2	2	656138-5	••Synkroniseringskona	••Synchronizing cone				2100
48	1	1	1	1	380142-0	••Kopplingshylsa	••Engaging sleeve				2110
49	3	3	3	3	380141-2	••Medbringare	••Locating key				2120
50	2	2	2	2	86713-5	••Fjäderring	••Clamping ring				2130
51	1	1	1	1	380449-9	••Hastighetsmätardrev	••Speedometer gear				2140
52	1	1	1	1	384281-2	••Medbringare	••Companion flange				2150
53	1	1	1	1	80513-5	••Bricka	••Washer				2160
54	1	1	1	1	88726-5	••Mutter	••Nut				2170
55	1	1	1	1	380240-2	••Skiftaxel, 3–an, 4–an	••Shift rail, 3 rd, 4 th				2180
56	1	1	1	1	380133-9	••Medbringare	••Companion flange				2190
57	1	1	1	1	656553-5	••Låsskruv	••Lock screw				2200
58	1	1	1	1	656537-8	••Skiftgaffel	••Shift fork				2210
59	1	1	1	1	656553-5	••Låsskruv	••Lock screw				2220
60	1	1	1	1	380131-3	••Skiftaxel, 1–an, 2–an	••Shift rail, 1 st, 2 nd				2230
61	1	1	1	1	380132-1	••Skiftgaffel	••Shift fork				2240
62	1	1	1	1	951965-3	••Spännstift	••Tensioner pin				2250
63	2	2	2	2	656549-3	••Medbringartapp	••Flange pin				2260
64	1	1	1	1	380231-1	••Skiftaxel, back	••Shift rail, reverse				2270
65	1	1	1	1	380134-7	••Skiftgaffel	••Shift fork				2280
66	1	1	1	1	656553-5	••Låsskruv	••Lock screw				2290
67	1	1	1	1	380622-1	••Hävarm	••Lever			(656539)	2300
68	1	1	1	1	950542-1	•••Pinne	•••Pin			TID UTF	2310
69	1	1	1	1	656549-3	••Medbringartapp	••Flange pin				2320
70	3	3	3	3	67089-3	••Kula	••Ball				2330
71	3	3	3	3	87972-6	••Fjäder	••Spring				2340
72	1	1	1	1	380368-1	••Skyddskåpa	••Casing				2350
73	2	2	2	2	950256-8	••Skruv	••Screw				2360
74	1	1	1	1	380360-8	••Backljuskontakt	••Back–up contact				2370
75	1	1	1	1	380580-1	•Lock	•Cover				2380
76	1	1	1	1	656575-8	•Spärrtapp	•Interlock pin				2390
77	1	1	1	1	380594-2	•Fjäder	•Spring				2400
78	1	1	1	1	656574-1	•Bussning	•Bushing				2410
79	1	1	1	1	380592-6	•Överfall	•Cap				2420
80	2	2	2	2	952518-9	•Nit	•Rivet		8		2430
81	1	1	1	1	656542-8	•Spärrplatta	•Interlock plate				2440
82	2	2	2	2	18696-5	•Bricka	•Washer				2450
83	2	2	2	2	951669-1	•Spårryttare	•Circlip				2460
84	1	1	1	1	380591-8	•Fjäder	•Spring				2470
85	1	1	1	1	380589-2	•Växelpinne	•Gear pin				2480
86	1	1	1	1	380590-0	•Axel	•Shaft				2490
87	1	1	1	1	380588-4	•Kuggsegment	•Quardrant				2500
88	1	1	–	–	380581-9	•Axel	•Shaft				2510
	–	–	1	1	380596-7	•Axel	•Shaft				2520
89	1	1	1	1	951978-6	•Spännstift	•Tensioner pin				2530
90	2	2	2	2	955985-7	•O–ring	•O–ring	S			2540
91	1	1	1	1	951146-0	•Låspinne	•Lock pin		8		2550
92	1	1	1	1	380584-3	•Axel	•Shaft		8		2560
93	1	1	1	1	955985-7	•O–ring	•O–ring	S			2570
94	1	1	–	–	380587-6	•Hävarm	•Lever				2580

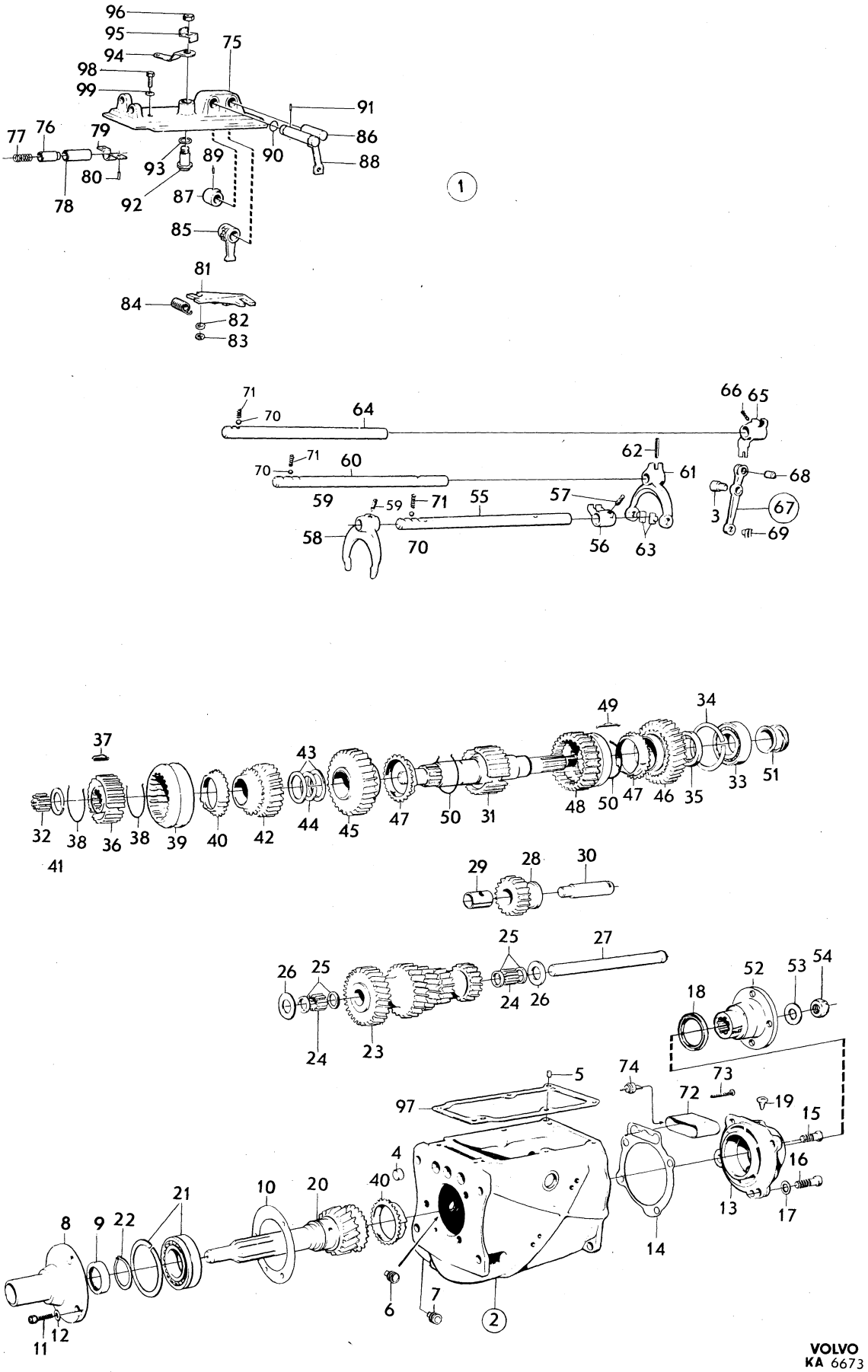

VOLVO
KA 6673

Sida Page	Grupp Group	Växellåda M40, RV	Gearbox M40, RV	Illustration 6673 1979–11	0550
42	4				

Pos. Fig.	Antal/Quantity 254 500	254 559	254 501	254 560	Artikel nr Part No	Benämning	Description	Sats Kit	B P S R	Anmärkning Notes	
	–	–	1	1	380599-1	•Hävarm	•Lever				2590
95	1	1	1	1	942411-0	•Låsbricka	•Lock washer				2600
96	1	1	1	1	955834-7	•Mutter	•Nut				3010
97	1	1	1	1	381107-2	•Packning	•Gasket	S			3020
98	6	6	6	6	940135-7	•Skruv	•Screw				3030
99	6	6	6	6	190819-3	•Fjäderbricka	•Spring washer				3040
	1	1	1	1	275488-5	Packningssats	Gasket kit				3050

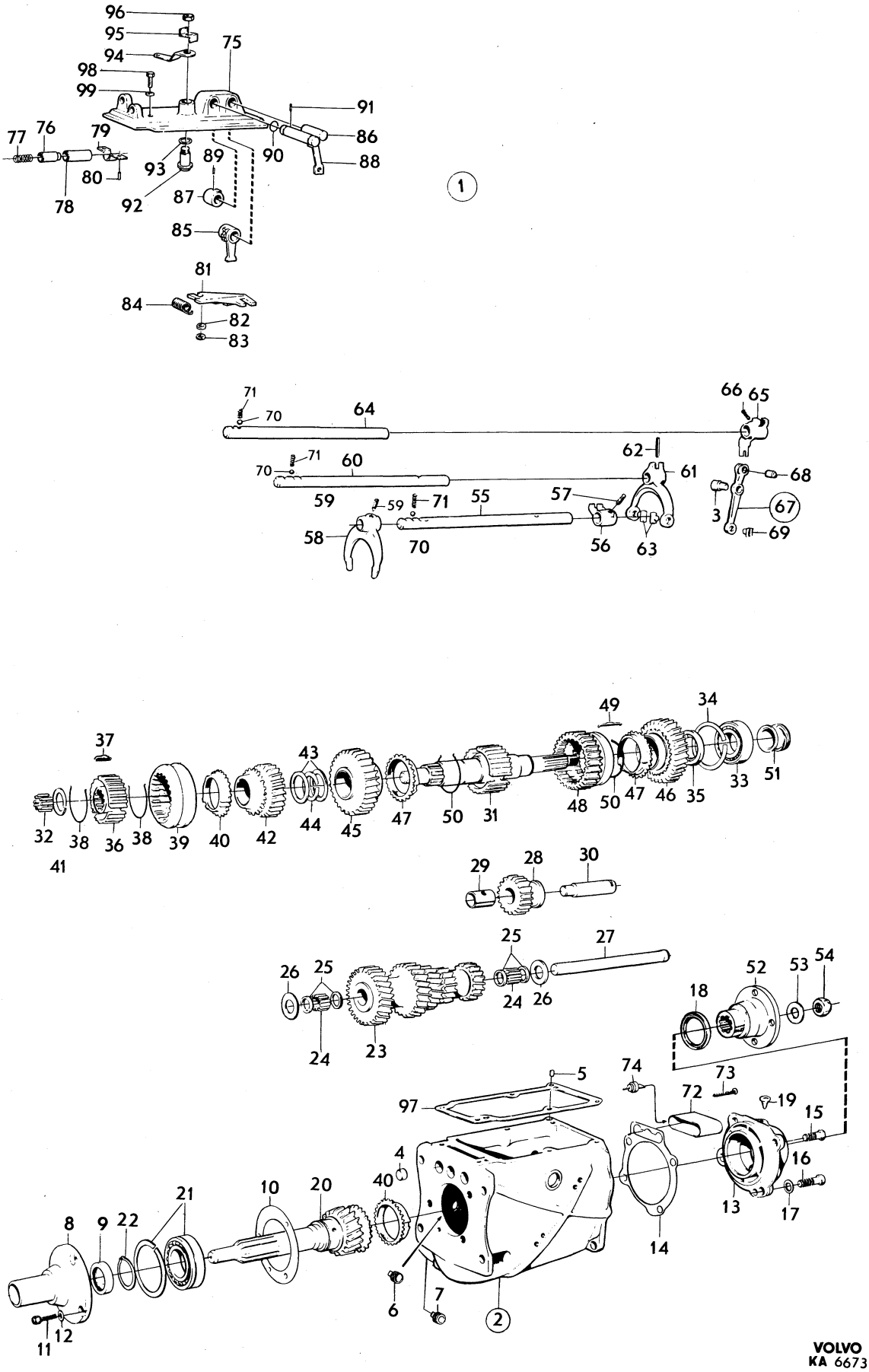

VOLVO
KA 6673

Sida / Page	Grupp / Group	Växellåda / Gearbox	Illustration
44	4	M41	9146
			1979–11

Pos. / Fig.	Antal/Quantity 254 322 X	254 581	254 651		Artikel nr / Part No	Benämning	Description	Sats / Kit	B P S R	Anmärkning / Notes	
1	1	–	–	–	254322-1	Växellåda	Gearbox				1010
	–	1	–	–	254581-2	Växellåda	Gearbox		8	ERS AV 254777–6.	1020
	–	–	1	–	254651-3	Växellåda	Gearbox		8	ERS AV 254777–6.	1030
2	1	–	–	–	380329-3	•Hus	•Housing		8	ERS AV 1ST 380200–6,	1040
										1ST 656612–1,	1041
										1ST 380366–5.	1042
	–	1	–	–	380655-1	•Hus	•Housing		8	ERS AV 1ST 380999–3,	1050
										1ST 380877–1,	1051
										1ST 380878–9,	1052
										1ST 380894–6,	1053
										1ST 380895–3,	1
										1ST 380808–6.	1055
	–	–	1	–	380805-2	•Hus	•Housing		8	ERS AV 1ST 380999–3,	1060
										1ST 380877–1,	1061
										1ST 380878–9.	1062
3	1	1	1	–	656517-0	••Lagertapp	••Bearing pin				1070
4	3	3	3	–	191496-9	••Hattplug	••Hat plug				
5	2	2	2	–	191529-7	••Pinne	••Pin				1080
6	1	1	1	–	952358-0	•Propp	•Plug				1100
7	1	1	1	–	951901-8	•Propp	•Plug				1110
8	1	1	1	–	380190-9	•Lock	•Cover				1120
9	1	1	1	–	191685-7	•Tätningsring	•Seal ring	S			1130
x 10	1	1	1	–	380914-2	•Packning	•Gasket	S		(656505)	1140
11	3	3	3	–	192622-9	•Skruv	•Screw				1150
12	3	3	3	–	380381-4	•Gummiring	•Rubber ring	S			1160
13	1	–	–	–	380425-9	•Lock	•Cover		8		1170
	–	1	1	–	380445-7	•Lock	•Cover				1180
14	1	1	1	–	380800-3	•Packning	•Gasket	S		(380128)	1190
15	1	–	–	–	380434-1	•Mellanfläns	•Spacer flange				1200
x	–	1	1	–	381631-1	•Mellanfläns	•Spacer flange			(380570)	1210
16	1	1	1	–	380446-5	•Packning	•Gasket	S			1220
17	–	1	1	–	380211-3	•Luftningsnippel	•Air venting nipple				1230
18	4	4	4	–	955535-0	•Skruv	•Screw				1240
19	1	1	1	–	380379-8	•Låsbricka	•Lock washer			A 55,2	1250
	1	1	1	–	380380-6	•Låsbricka	•Lock washer			A 68,7	1260
20	1	1	1	–	380136-2	•Ingående axel	•Input shaft				1270
21	1	1	1	–	11145-0	•Kullager	•Ball bearing				1280
22	1	1	1	–		•Låsring, ALT	•Circlip, ALT				
	–	–	–	–	190737-7	••Låsring	••Circlip			TJ 2.0 MM	1300
	–	–	–	–	190814-4	••Låsring	••Circlip			TJ 2.1 MM	1310
	–	–	–	–	190815-1	••Låsring	••Circlip			TJ 2.2 MM	1320
	–	–	–	–	191105-6	••Låsring	••Circlip		8	TJ 2.3 MM	1330
23	1	–	–	–	380172-7	•Kugghjul	•Gear		8	ERS AV 1ST 380621–3,	1340
										1ST 380619–7.	
	–	1	–	–	380621-3	•Kugghjul	•Gear				
	–	–	1	–	380807-8	•Kugghjul	•Gear		8	ERS AV 1ST 380894–6,	1360
										1ST 380395–3.	1361
24	48	48	–	–	19567-7	•Rulle	•Roller				1370
	–	–	42	–	183498-5	•Rulle	•Roller				1380
25	4	4	–	–	87176-4	•Distansring	•Spacer ring				1390
	–	–	4	–	380809-4	•Distansring	•Spacer ring				1400
26	2	2	–	–	656551-9	•Tryckbricka	•Thrust washer				1410
	–	–	1	–	380813-6	•Tryckbricka,främre	•Thrust washer,front			D 38	1420
	–	–	1	–	380810-2	•Tryckbricka,bakre	•Thrust washer,rear			D 34	1430
27	1	1	–	–	380157-8	•Axel	•Shaft				1440
	–	–	1	–	380808-6	•Axel	•Shaft				1450
28	1	–	–	–	380366-5	•Backdrev	•Reverse gear				1460
	–	1	1	–	380811-0	•Backdrev	•Reverse gear				1470
29	1	–	–	–	656512-1	•Axel	•Shaft				1480
	–	1	1	–	380615-5	•Axel	•Shaft				1490
30	1	–	–	–	380184-2	•Huvudaxel	•Main shaft				1500
	–	1	1	–	380571-0	•Huvudaxel	•Main shaft				1510
31	14	14	14	–	181120-7	•Rulle	•Roller				1520

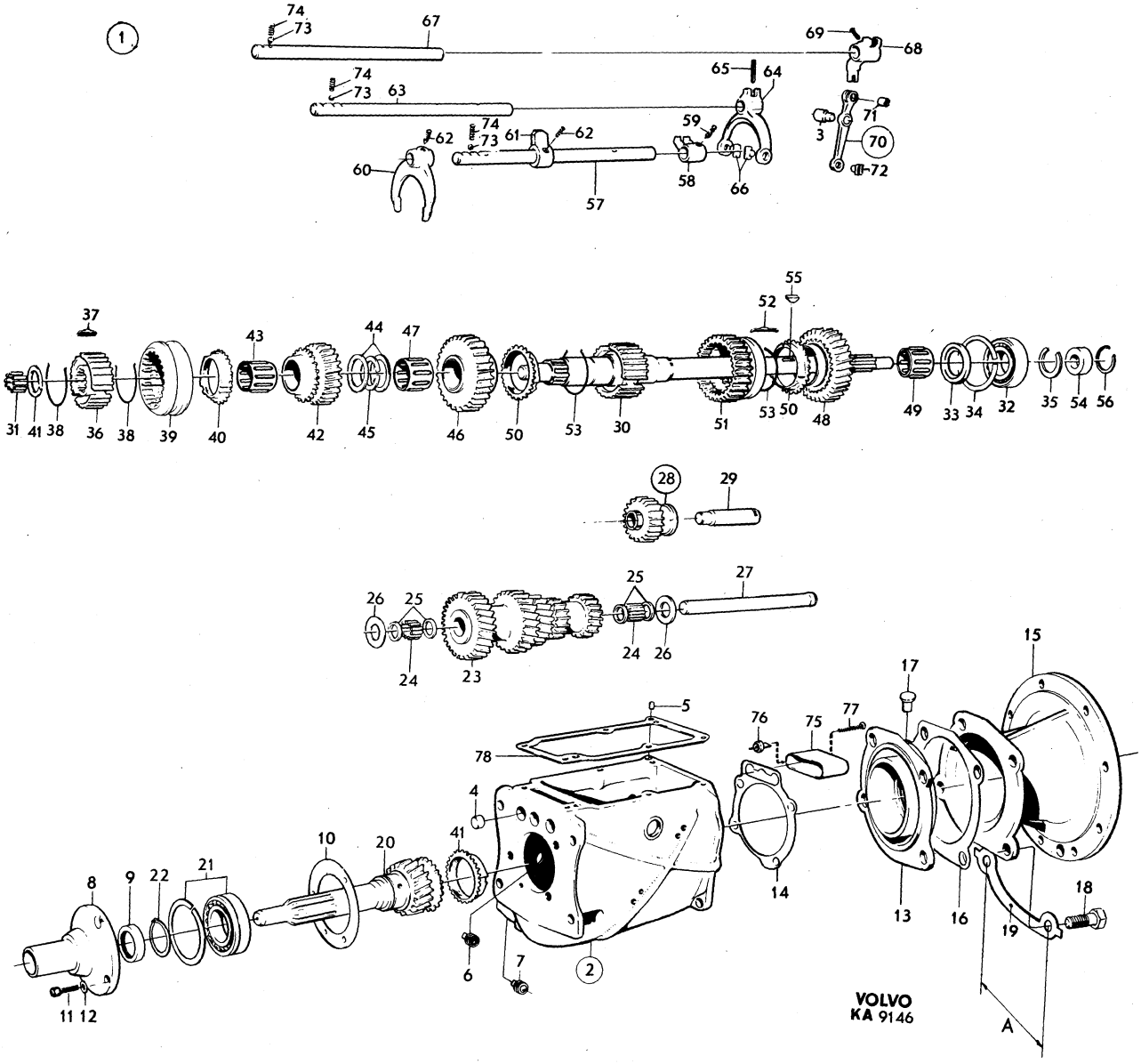
1
74
73
67
69
68
65
64
74
73
63
71
3
70
72
74
73
61
62
62
59
60
58
66
57
55
52
37
43
44
47
31
41
38
36
38
39
40
42
45
46
50
53
30
51
53
50
48
49
33
34
32
35
54
56
28
29
25
27
26
25
24
26
24
23
15
17
5
76
75
77
78
4
41
10
20
21
8
9
22
14
13
16
18
19
6
7
2
11
12
A
VOLVO
KA 9146

Sida Page	Grupp Group	Växellåda M41	Gearbox M41	Illustration 9146 1979–11	0600
46	4				

Pos. Fig.	Antal/Quantity 254 322	254 581	254 651		Artikel nr Part No	Benämning	Description	Sats Kit	B P S R	Anmärkning Notes	
32	1	–	–	–	11013-0	•Kullager	•Ball bearing				1530
	–	1	1	–	11024-7	•Kullager	•Ball bearing				1540
33	1	1	1	–	380175-0	•Distansring	•Spacer ring				1550
34	1	–	–	–		•Låsring, ALT	•Circlip, ALT				1560
	–	–	–	–	914533-5	••Låsring	••Circlip			TJ 2.0 MM	1570
	–	–	–	–	190738-5	••Låsring	••Circlip		8	TJ 2.1 MM	1580
	–	–	–	–	190739-3	••Låsring	••Circlip		8	TJ 2.2 MM	1590
	–	1	1	–		•Låsring, ALT	•Circlip, ALT				2010
	–	–	–	–	914537-6	••Låsring	••Circlip			TJ 2.5 MM	2015
	–	–	–	–	942339-3	••Låsring	••Circlip			TJ 2.6 MM	2020
	–	–	–	–	942340-1	••Låsring	••Circlip			TJ 2.7 MM	2
35	1	1	1	–		•Låsring, ALT	•Circlip, ALT				2
	–	–	–	–	190684-1	••Låsring	••Circlip			TJ 2.0 MM	2050
	–	–	–	–	190685-8	••Låsring	••Circlip			TJ 2.1 MM	2060
	–	–	–	–	190686-6	••Låsring	••Circlip			TJ 2.15 MM	2070
	–	–	–	–	190687-4	••Låsring	••Circlip			TJ 2.25 MM	2080
	–	–	–	–	190688-2	••Låsring	••Circlip		8	TJ 2.3 MM	2
x 36	1	1	1	–	380835-9	•Synkroniseringsnav	•Syncronizing hub			(380138)	2
37	3	3	3	–	656514-7	•Medbringare	•Locating key				2110
38	2	2	2	–	86713-5	•Fjäderring	•Clamping ring				2120
39	1	1	1	–	656518-8	•Kopplingshylsa	•Engaging sleeve				2130
40	2	2	2	–	656138-5	•Synkroniseringskona	•Syncronizing cone				2140
41	1	1	1	–		•Låsring, ALT	•Circlip, ALT				2150
	–	–	–	–	191497-7	••Låsring	••Circlip			TJ 2.0 MM	2160
	–	–	–	–	191498-5	••Låsring	••Circlip			TJ 2.1 MM	2170
	–	–	–	–	191499-3	••Låsring	••Circlip			TJ 2.2 MM	2180
42	1	–	–	–	380140-4	•Kugghjul,3–an	•Gear,3rd				2190
	–	1	1	–	380761-7	•Kugghjul,3–an	•Gear,3rd			VXL MÄRKT 254581	2200
	–	1	–	–	380619-7	•Kugghjul,3–an	•Gear,3rd			VXL MÄRKT 254570	2210
43	–	1	1	–	181331-0	•Nållager	•Needle bearing			VXL MÄRKT 254581	2220
44	2	2	2	–	380143-8	•Distansring	•Spacer ring				2230
45	–	–	–	–		•Låsring, ALT	•Circlip, ALT				2240
	–	–	–	–	191493-6	••Låsring	••Circlip			TJ 2.55 MM	2250
	–	–	–	–	191494-4	••Låsring	••Circlip			TJ 2.65 MM	2260
	–	–	–	–	191495-1	••Låsring	••Circlip			TJ 2.75 MM	2270
46	1	1	–	–	380174-3	•Kugghjul,2–an	•Gear,2–nd			VXL MÄRKT 254570	2280
	–	1	1	–	380218-8	•Kugghjul,2–an	•Gear,2–nd			VXL MÄRKT 254581	2290
47	–	1	1	–	181330-2	•Nållager	•Needle bearing			VXL MÄRKT 254581	2
48	1	–	–	–	380150-3	•Kugghjul,1–an	•Gear,1–st				2
	–	1	–	–	380150-3	•Kugghjul,1–an	•Gear,1–st			VXL MÄRKT 254570	2320
	–	1	1	–	380217-0	•Kugghjul,1–an	•Gear,1–st			VXL MÄRKT 254581	2330
49	–	1	1	–	181330-2	•Nållager	•Needle bearing			VXL MÄRKT 254581	2340
50	2	2	2	–	656138-5	•Synkroniseringskona	•Syncronizing cone				2350
51	1	1	1	–	380142-0	•Kopplingshylsa	•Engaging sleeve				2
52	3	3	3	–	380141-2	•Medbringare	•Locating key				2
53	2	2	2	–	86713-5	•Fjäderring	•Clamping ring				2380
54	1	–	–	–	380398-8	•Kam	•Cam				2390
	–	1	1	–	380652-8	•Kam	•Cam				2400
55	1	1	1	–	191882-0	•Kil	•Key				2410
56	1	–	–	–	380222-0	•Låsring	•Circlip				2420
	–	1	1	–	380653-6	•Låsring	•Circlip				2430
57	1	1	1	–	380240-2	•Skiftaxel,3–an,4–an	•Shift rail,3–rd,4th				2440
58	1	1	1	–	380133-9	•Medbringare	•Dog				2450
59	1	1	1	–	656553-5	•Låsskruv	•Lock screw				2460
60	1	1	1	–	656537-8	•Skiftgaffel	•Shift fork				2470
61	1	1	1	–	380648-6	•Medbringare	•Dog				2480
62	2	2	2	–	656553-5	•Låskruv	•Lock screw				2490
63	1	1	1	–	380131-3	•Skiftaxel,1–an,2–an	•Shift rail,1st,2nd				2500
64	1	1	1	–	380132-1	•Skiftgaffel	•Shift fork				2510
65	1	1	1	–	951965-3	•Spännstift	•Tensioner pin				2520
66	2	2	2	–	656549-3	•Medbringartapp	•Dog pin				2530
67	1	1	1	–	380231-1	•Skiftaxel,backväxel	•Shift rail,reverse				2540
68	1	1	1	–	380134-7	•Skiftgaffel	•Shift fork				2550

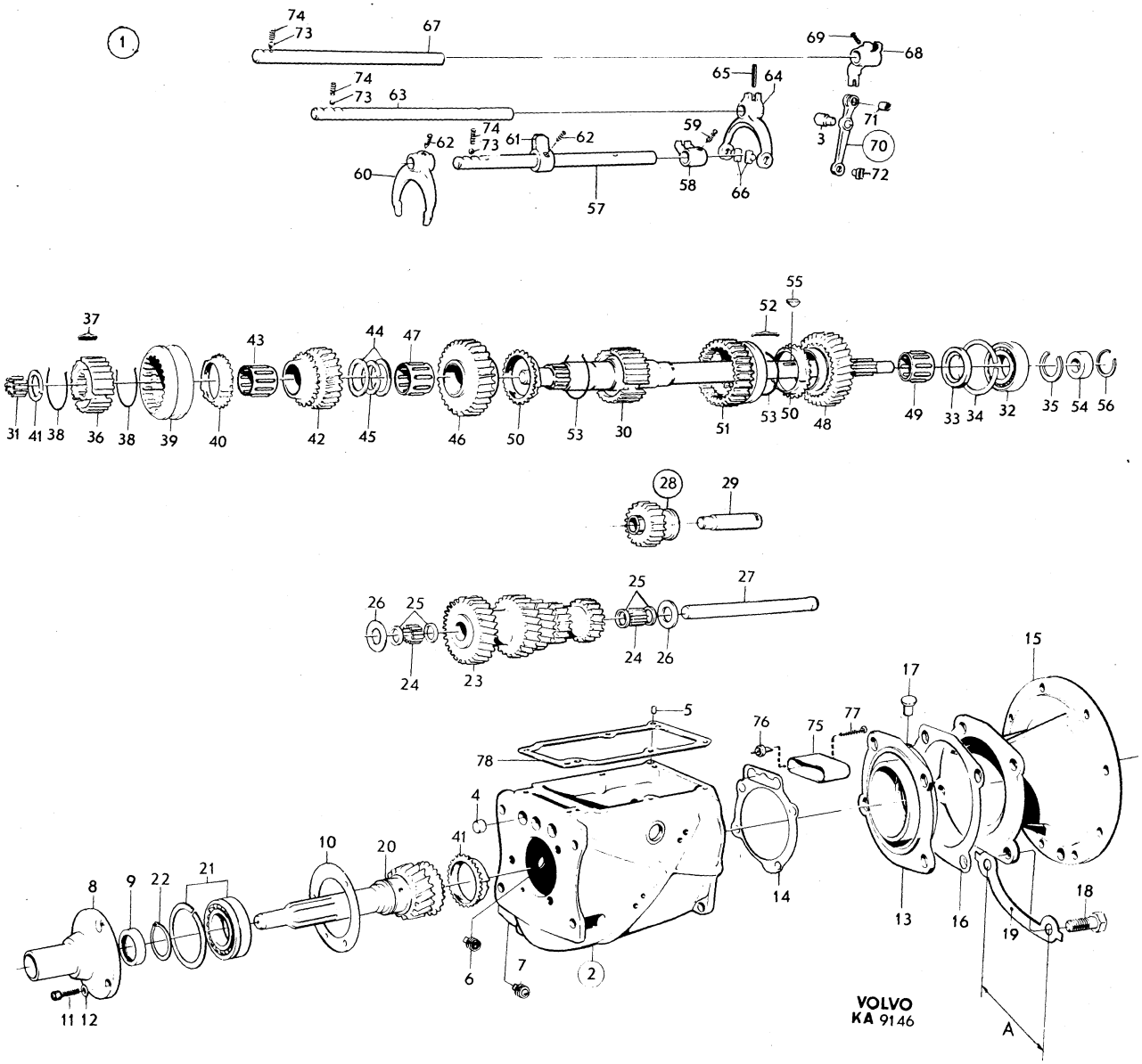
1
74
73
67
69
68
74
73
63
65
64
74
73
61
62
62
59
60
57
58
66
3
71
70
72
55
52
37
43
44
47
31
41
38
36
38
39
40
42
45
46
50
53
30
51
53
50
48
49
33
34
32
35
54
56
28
29
26
25
24
23
25
27
24
26
5
78
4
41
10
20
8
9
22
21
11
12
6
7
2
76
75
77
17
15
14
13
16
18
19
A
VOLVO
KA 9146

Sida Page	Grupp Group	Växellåda M41	Gearbox M41	Illustration 9146	0600
48	4			1979–11	

Pos. Fig.	Antal/Quantity 254 322	254 581	254 651		Artikel nr Part No	Benämning	Description	Sats Kit	B P S R	Anmärkning Notes	
69	1	1	1	–	656553-5	•Låsskruv	•Lock screw				2560
70	1	1	1	–	380622-1	•Hävarm	•Lever				2570
71	1	1	–	–	950542-1	••Pinne	••Pin			TID UTF	2580
72	1	1	1	–	656549-3	•Medbringartapp	•Dog				2590
73	3	3	3	–	67089-3	•Kula	•Ball				2600
74	3	3	3	–	87972-6	•Fjäder	•Spring				3010
75	1	–	–	–	380368-1	•Skyddskåpa	•Casing				3020
	–	1	–	–	380368-1	•Skyddskåpa	•Casing			VXL MÄRKT 254570	3030
	–	1	–	–	380135-4	•Skyddskåpa	•Casing			VXL MÄRKT 254581	3040
	–	–	1	–	380799-7	•Skyddskåpa	•Casing				3050
76	1	1	1	–	380360-8	•Backljuskontakt	•Back up lamp contact				[illegible]
77	2	2	2	–	950256-8	•Skruv	•Screw				3070
78	1	1	1	–	381107-2	•Packning	•Gasket	S			3080

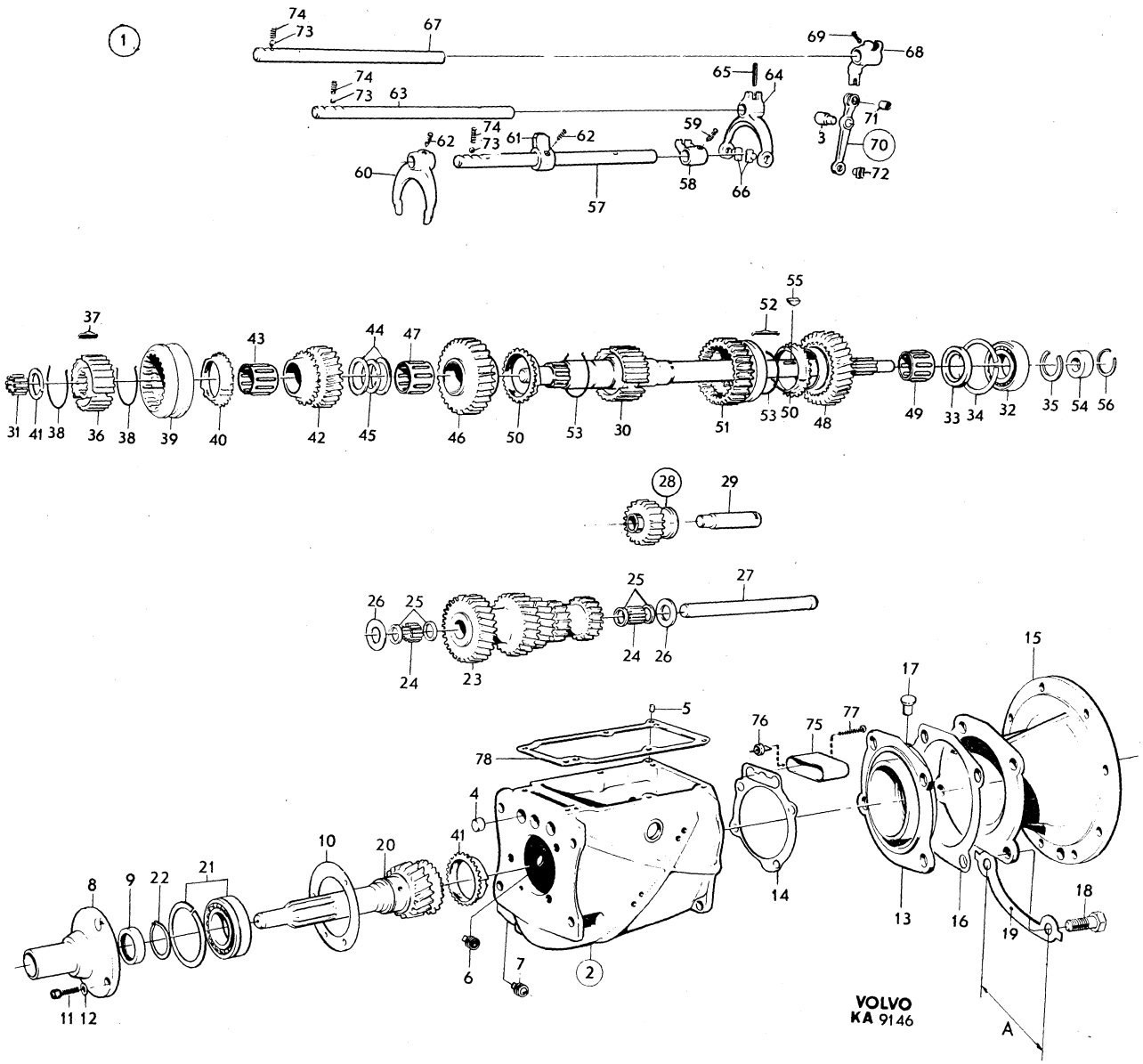
1
74
73
67
69
68
74
73
63
65
64
71
3
70
72
74
73
61
62
62
59
60
58
66
57
55
52
37
43
44
47
31
41
38
36
38
39
40
42
45
46
50
53
30
51
53
50
48
49
33
34
32
35
54
56
28
29
25
27
26
25
24
26
24
23
15
17
5
76
75
77
78
4
41
10
20
21
8
9
22
14
13
16
19
18
6
7
2
11
12
A
VOLVO
KA 9146

Sida / Page	Grupp / Group	Överväxel	Overdrive	Illustration	0650
50	4			5216 1979–11	

Pos. / Fig.	Antal/Quantity				Artikel nr / Part No	Benämning	Description	Sats / Kit	B P S R	Anmärkning / Notes	
1	1	–	–	–	254523-4	Överväxel	Overdrive		8	ERS AV 1ST 1218139–4	1010
2	1	–	–	–	380420-0	•Hus	•Housing		8		1020
3	1	–	–	–	380403-6	•Bussning	•Bushing				1030
4	1	–	–	–	380249-3	•Hävarm	•Lever				1040
5	1	–	–	–	380291-5	••O–ring	••O–ring				1050
6	1	–	–	–	380320-2	••Låspinne	••Lock pin		8	L16	1060
7	1	–	–	–	380324-4	••Låspinne	••Lock pin			L19	1070
8	1	–	–	–	380297-2	•Pinnskruv	•Stud			L26	1080
	7	–	–	–	380294-9	•Pinnskruv	•Stud			L30	1090
	2	–	–	–	380296-4	•Pinnskruv	•Stud			L36	1100
	6	–	–	–	380293-1	•Pinnskruv	•Stud			L40	1110
9	16	–	–	–	955846-1	•Mutter	•Nut				1120
10	16	–	–	–	955920-4	•Fjäderbricka	•Spring washer				1130
11	1	–	–	–	380282-4	•Propp	•Plug				1140
x 12	1	–	–	–	907135-8	•Packning	•Packing			(18820)	1150
13	1	–	–	–	380260-0	•Luftningsnippel	•Air–venting nipple				1160
14	1	–	–	–	380258-4	•Bromstrumma	•Brake drum				1170
15	1	–	–	–	380617-1	•Solenoid	•Solenoid				1180
16	2	–	–	–	380301-2	•Skruv	•Screw				1190
17	2	–	–	–	955946-9	•Låsbricka	•Lock washer				1200
18	1	–	–	–	380351-7	•Packning	•Packing				1210
19	1	–	–	–	380286-5	•Justermutter	•Adjuster nut				1220
20	1	–	–	–	380440-8	•Oljesil	•Oil strainer				1230
21	1	–	–	–	380441-6	•Plastbrickssats, magnetisk	•Plastic washer kit, magnetic		8		1240 1250
22	1	–	–	–	380280-8	•Packning	•Gasket				1260
23	1	–	–	–	380276-6	•Lock	•Cover		8		1270
24	1	–	–	–	380277-4	•Packning	•Gasket				1280
25	4	–	–	–	955638-2	•Skruv	•Screw				1290
26	4	–	–	–	951696-4	•Låsbricka	•Lock washer				1300
27	1	–	–	–	380270-9	•Hylsa	•Sleeve				1310
28	1	–	–	–	380243-6	•Kolv	•Piston				1320
29	1	–	–	–	380255-0	•Fjäder	•Spring				1330
30	1	–	–	–	380263-4	•Låsskruv	•Lock screw				1340
31	1	–	–	–	955892-5	•Bricka	•Washer				1350
32	1	–	–	–	380262-6	•Hylsa	•Sleeve				1360
33	1	–	–	–	190611-4	••Kula	••Ball				1370
34	1	–	–	–	380416-8	•Fjäder	•Spring				1380
35	1	–	–	–	907181-2	•Styrpinne	•Guide pin				1390
36	1	–	–	–	380436-6	•Propp	•Plug				1400
37	1	–	–	–	18820-1	•Packning	•Packing				1410
38	1	–	–	–	380347-5	•Reducerventil	•Relief valve				1420
39	1	–	–	–	380298-0	••O–ring	••O–ring				1430
40	1	–	–	–	18820-1	••Packning	••Packing				1440
41	1	–	–	–	380415-0	•Manöverventil	•Operating valve				1450
42	1	–	–	–	67089-3	•Kula	•Ball				1460
43	1	–	–	–	380253-5	•Tapp	•Pin				1470
44	1	–	–	–	380254-3	•Fjäder	•Spring				1480
45	1	–	–	–	380284-0	•Propp	•Plug				1490
46	1	–	–	–	380290-7	•Packning	•Packing				1500
47	1	–	–	–	380281-6	•Lock	•Cover		8		1510
48	1	–	–	–	380356-6	•Packning	•Gasket				1520
49	3	–	–	–	380302-0	•Skruv	•Screw				1530
50	3	–	–	–	955946-9	•Låsbricka	•Lock washer				1540
51	2	–	–	–	380275-8	•Kolv	•Piston				1550
52	2	–	–	–	380299-8	•O–ring	•O–ring				1560
53	1	–	–	–	380244-4	•Solhjul	•Sun wheel				1570
54	1	–	–	–	380246-9	•Kopplingslamell	•Clutch disc				1580
55	1	–	–	–	380268-3	•Lagerhållare	•Bearing cage				1590
56	1	–	–	–	380307-9	•Kullager	•Ball bearing				1600
57	1	–	–	–	380300-4	•Låsring	•Circlip				2010
58	1	–	–	–	380271-7	•Låsring	•Circlip				2020
59	1	–	–	–	380279-0	•Låsplatta	•Lock plate				2030

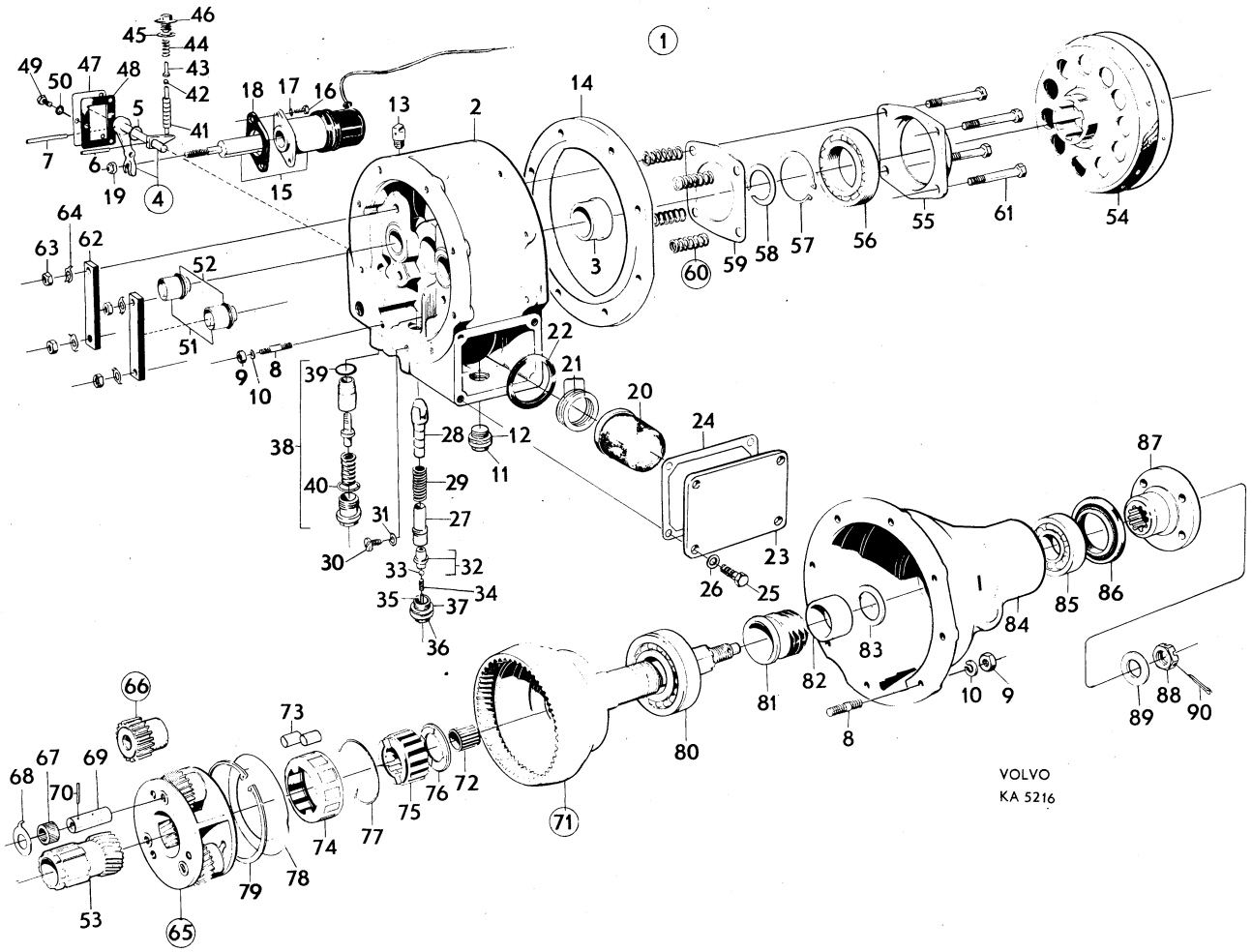
VOLVO
KA 5216

Sida Page	Grupp Group	Överväxel	Overdrive	Illustration	0650
52	4			5216 1979–11	

	Pos. Fig.	Antal/Quantity				Artikel nr Part No	Benämning	Description	Sats Kit	B P S R	Anmärkning Notes	
	60	1	–	–	–	380247-7	•Fjädersats	•Spring kit				2040
	61	4	–	–	–	380273-3	•Skruv	•Screw				2050
	62	2	–	–	–	380269-1	•Tryckplatta	•Pressure plate				2060
	63	4	–	–	–	955846-1	•Mutter	•Nut				2070
	64	4	–	–	–	380887-0	•Låsbricka	•Lock washer			(380303)	2080
x	65	1	–	–	–	380245-1	•Planethjul	•Planetary gear			(380404)	2090
	66	1	–	–	–	380408-5	••Planethjulssats	••Planetery gear kit				2100
		3	–	–	–		•••Kugghjul	•••Gear		8		2110
	67	6	–	–	–	380410-1	•••Nållager	•••Needle bearing				2120
	68	6	–	–	–	380319-4	••Tryckbricka	••Pressure washer				2130
	69	3	–	–	–	380409-3	••Lagertapp	••Bearing pin				2140
	70	3	–	–	–	380763-3	••Låspinne	••Lock pin			(380320)	2150
	71	1	–	–	–	380411-9	•Axel	•Shaft				2160
	72	1	–	–	–	380410-1	••Nållager	••Needle bearing				2170
	73	1	–	–	–	273152-9	•Rullsats	•Roller kit				2180
	74	1	–	–	–	380712-0	•Hållare	•Retainer			(380259)	2190
	75	1	–	–	–	380272-5	•Innerring	•Bearing cone				2200
	76	1	–	–	–	380256-8	•Tryckbricka	•Thrust washer				2210
	77	1	–	–	–	380257-6	•Fjäderring	•Clamping ring				2220
	78	1	–	–	–	380413-5	•Låsskiva	•Lock disc				2230
	79	1	–	–	–	380414-3	•Låsring	•Circlip				2240
	80	1	–	–	–	380306-1	•Kullager	•Ball bearing				2250
	81	1	–	–	–	380225-3	•Hastighetsmätardrev	•Speedometer gear				2260
	82	1	–	–	–	380287-3	•Distanshylsa	•Spacer sleeve				2270
	83	–	–	–	–		•Distansbricka, ALT	•Spacer washer, ALT				2280
		ERF	–	–	–	380288-1	••Distansbricka	••Spacer washer		8	TJ 0.229 MM	2290
		ERF	–	–	–	380333-5	••Distansbricka	••Spacer washer		8	TJ 0.241 MM	2300
		ERF	–	–	–	380334-3	••Distansbricka	••Spacer washer		8	TJ 2.540 MM	2310
		ERF	–	–	–	380348-3	••Distansbricka	••Spacer washer		8	TJ 2.667 MM	2320
	84	1	–	–	–	380251-9	•Hus	•Housing				2330
	85	1	–	–	–	181063-9	•Kullager	•Ball bearing				2340
	86	1	–	–	–	380295-6	•Tätningsring	•Seal ring				2350
	87	1	–	–	–	380608-0	•Medbringare	•Companion flange				2360
	88	1	–	–	–	380309-5	•Mutter	•Nut				2370
	89	1	–	–	–	380310-3	•Bricka	•Washer				2380
	90	1	–	–	–	907849-4	•Saxpinne	•Split pin				2390

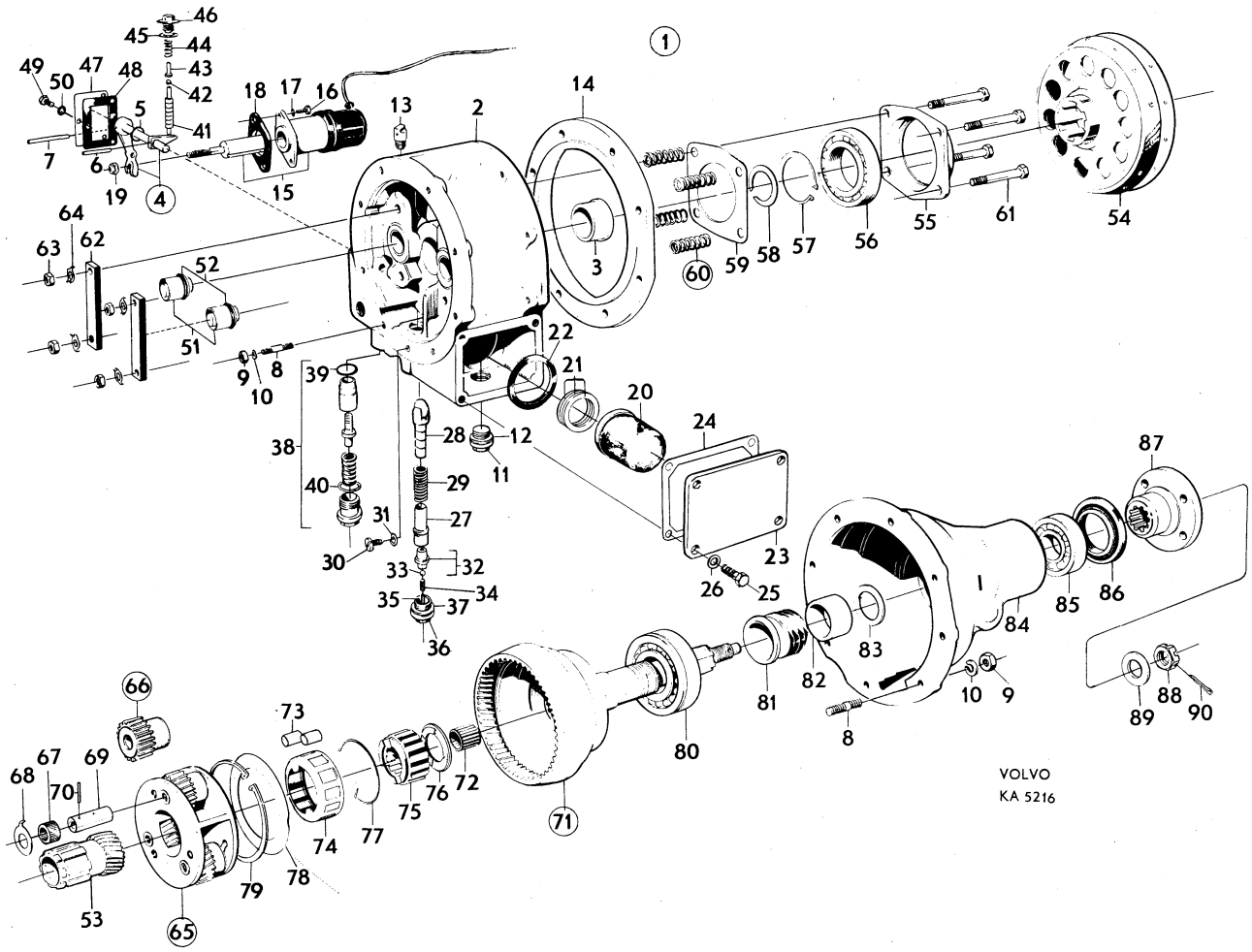
VOLVO
KA 5216

Sida / Page	Grupp / Group	Överväxel / Överväxel	Overdrive / Overdrive	Illustration	0700
54	4			10692 1979–11	

Pos. Fig.	Antal/Quantity 254 561	254 601			Artikel nr Part No	Benämning	Description	Sats Kit	BPSR	Anmärkning Notes	
1	1	–	–	–	254561-4	Överväxel	Overdrive		8	ERS AV 1ST 1208109–7, 1ST 380685–8.	1010 1015
	–	1	–	–	254601-8	Överväxel	Overdrive		8	ERS AV 1ST 1208191–5, 1ST 380686–6.	1020 1025
2	1	1	–	–	273133-9	•Hus	•Housing				1030
3	2	2	–	–	380776-5	••Pinnskruv	••Stud			L 32,5	1040
	6	6	–	–	380777-3	••Pinnskruv	••Stud			L 36,5	1050
4	4	4	–	–	380671-8	••Pinnskruv	••Stud		8	L65.9	1060
	2	2	–	–	380670-0	••Pinnskruv	••Stud			L 80,2	1070
5	1	1	–	–	380725-2	•Hylsa	•Sleeve				1080
6	1	1	–	–	380766-6	••O–ring	••O–ring				[illegible]
7	1	1	–	–	380721-1	•Kolv	•Piston				[illegible]
8	1	1	–	–		••Slid	••Slide		8		1110
9	1	1	–	–		••Tapp	••Pin		8		1120
10	1	1	–	–	273134-7	•Säte	•Seat				1130
11	1	1	–	–		••Fjäder	••Spring		8		1140
12	1	1	–	–	190611-4	••Kula	••Ball				[illegible]
13	1	1	–	–	380726-0	•Propp	•Plug				[illegible]
14	1	1	–	–	380767-4	••O–ring	••O–ring				1170
15	1	1	–	–	273135-4	•Säte	•Seat				1180
16	1	1	–	–	380769-0	••O–ring	••O–ring				1190
17	1	1	–	–	380768-2	••O–ring	••O–ring				1200
18	1	1	–	–	380747-6	•Hylsa	•Sleeve				1210
19	1	1	–	–	380768-2	••O–ring	••O–ring				1220
20	1	1	–	–	380779-9	•Kolv	•Piston		8	ERS AV 1232515–5.	1230
21	1	1	–	–		••Fjädersäte	••Spring seat		8		1240
22	1	1	–	–		••Styrhylsa	••Guide sleeve		8		1250
23	1	1	–	–		••Skruv	••Screw		8		1260
24	1	1	–	–		••Fjäder	••Spring		8		1270
25	1	1	–	–		••Fjäder	••Spring		8		1280
26	1	1	–	–		••Bricka	••Washer		8		1290
27	1	1	–	–	380862-3	•Kolv	•Piston		8		1300
28	1	1	–	–		••Styrhylsa	••Guide sleeve		8		1310
29	1	1	–	–		••Skruv	••Screw		8		1320
30	1	1	–	–		••Fjädersäte	••Spring seat		8		1330
31	1	1	–	–		••Fjäder	••Spring		8		1340
32	1	1	–	–		••Mutter	••Nut		8		1350
33	1	1	–	–		••Fjäder	••Spring		8		[illegible]
34	1	1	–	–	380748-4	•Propp	•Plug				[illegible]
35	1	1	–	–	380770-8	••O–ring	••O–ring				1380
36	1	1	–	–	61177-2	•Kula	•Ball				1390
37	1	1	–	–	380750-0	•Fjäder	•Spring				1400
38	1	1	–	–	380749-2	•Propp	•Plug				1410
39	1	1	–	–	380729-4	•Oljefilter	•Oil filter				[illegible]
40	1	1	–	–	380730-2	•Bricka	•Washer				
41	1	1	–	–	380731-0	•Propp	•Plug				1440
42	1	1	–	–	380716-1	•Oljesump	•Oil pan				1450
43	1	1	–	–		••Magnet	••Magnet		8		1460
44	1	1	–	–	380719-5	•Oljesil	•Oil strainer				1470
45	1	1	–	–	380720-3	•Packning	•Gasket				1480
46	6	6	–	–	955638-2	•Skruv	•Screw				1490
47	6	6	–	–	955920-4	•Fjäderbricka	•Spring washer				1500
x 48	1	1	–	–	1232515-5	•Solenoid	•Solenoid			(380771)	1510
49	2	2	–	–	380772-4	••O–ring	••O–ring				1520
50	1	1	–	–	380773-2	••Packning	••Packing				1530
51	1	1	–	–	380672-6	•Propp	•Plug				1540
52	1	1	–	–	907132-5	•Packning	•Packing			(18665)	1550
53	1	1	–	–	380910-0	•Bromstrumma	•Brake drum			(380675)	1560

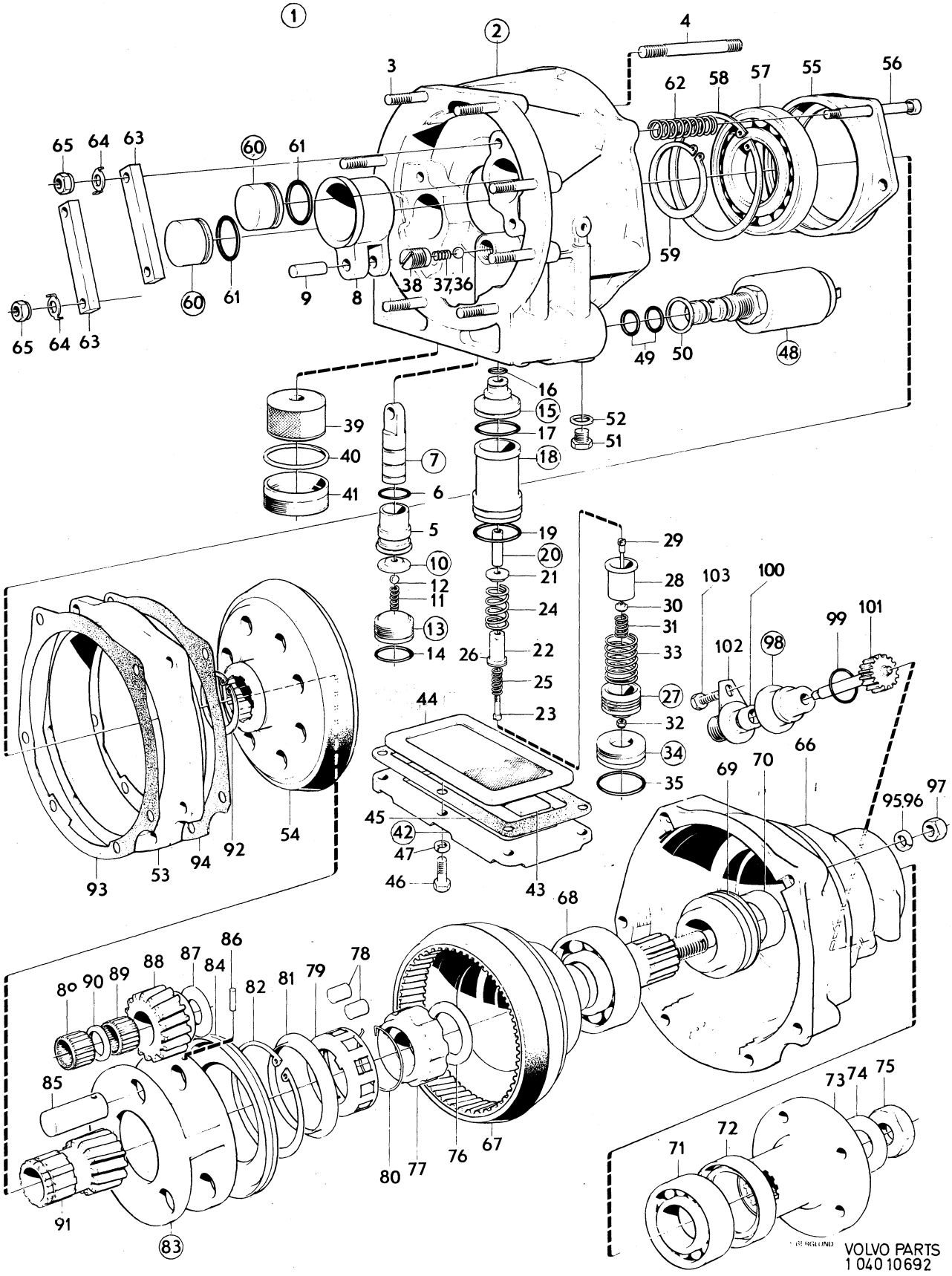
1
2
3
4
55
56
57
58
62
59
65
64
63
60
61
9
8
38
37
36
49
50
48
16
15
17
18
52
51
39
40
41
7
6
5
19
20
21
24
22
25
23
10
12
11
13
14
26
29
28
30
31
33
27
32
34
35
103
100
102
98
99
101
44
45
42
47
46
43
66
69
70
95
96
97
68
54
92
94
53
93
86
87
84
88
90
89
80
82
81
79
78
85
91
83
80
77
76
67
73
74
75
72
71
VOLVO PARTS
1 040 10692

Sida / Page	Grupp / Group	Överväxel / Overdrive	Illustration	0700
56	4	Överväxel / Overdrive	10692 1979–11	

Pos. Fig.	Antal/Quantity 254 561	254 601			Artikel nr Part No	Benämning	Description	Sats Kit	B P S R	Anmärkning Notes	
54	1	1	–	–	380689-0	•Kopplingslamell	•Clutch disc			49) ERS AV 1 ST 380910–0	1570
										1 ST 380911–8	1575
	1	1	–	–	380911-8	•Kopplingslamell	•Clutch disc			50)	1580
55	1	1	–	–	380694-0	•Lagerhållare	•Bearing cage				2010
56	4	4	–	–	380695-7	••Skruv	••Bolt				2020
57	1	1	–	–	380693-2	•Kullager	•Ball bearing				2030
58	1	1	–	–	380764-1	•Låsring	•Circlip				2040
59	1	1	–	–	380765-8	•Låsring	•Circlip				2050
60	2	2	–	–	380698-1	•Kolv	•Piston				2060
61	2	2	–	–	380756-7	••O–ring	••O–ring				2070
62	1	1	–	–	273151-1	•Fjädersats	•Spring kit				2[illegible]
63	2	2	–	–	380697-3	•Tryckplatta	•Pressure plate				[illegible]
64	4	4	–	–	380303-8	•Låsbricka	•Lock washer		8	ERS AV 380887–0	2100
65	4	4	–	–	380887-0	•Mutter	•Nut			(955846)	2110
x 66	1	1	–	–	1232227-7	•Hus	•Housing			(380673)	2120
67	1	1	–	–	380679-1	•Utgående axel	•Output shaft				2130
68	1	1	–	–	181092-8	•Kullager	•Ball bearing				2[illegible]
69	1	1	–	–	380682-5	•Hastighetsmätardrev	•Speedometer gear				[illegible]
70	1	1	–	–	380683-3	•Distanshylsa	•Spacer sleeve				2160
71	1	1	–	–	11013-0	•Kullager	•Ball bearing				2170
x 72	1	1	–	–	1232013-1	•Tätningsring	•Seal ring			(380684)	2180
73	1	–	–	–	380685-8	•Medbringare	•Companion flange				2190
	–	1	–	–	380686-6	•Medbringare	•Companion flange				2195
74	1	1	–	–	380688-2	•Bricka	•Washer				2200
75	1	1	–	–	380687-4	•Mutter	•Nut				2210
76	1	1	–	–	380715-3	•Tryckbricka	•Thrust washer				2220
x 77	1	1	–	–	1232378-8	•Innerring	•Bearing cone			(380711)	2230
78	1	1	–	–	273152-9	•Rullsats	•Roller kit				2240
79	1	1	–	–	380712-0	•Hållare	•Retainer				2250
80	1	1	–	–	380257-6	•Låsring	•Circlip				2260
81	1	1	–	–	380713-8	•Oljekastare	•Oil slinger				2270
82	1	1	–	–	380714-6	•Låsring	•Circlip				2280
83	1	1	–	–	380705-4	•Planethjul	•Planetary gear		8	ERS AV 1232235–0.	2290
84	1	1	–	–	380704-7	••Oljefångare	••Oil catcher				2300
85	3	3	–	–	380709-6	••Lagertapp	••Bearing pin				2310
86	3	3	–	–	380763-3	••Låspinne	••Lock pin				2320
x 87	3	3	–	–	1232233-5	••Tryckbricka	••Thrust washer			(380708)	2330
88	3	3	–	–	380706-2	••Kugghjul	••Gear				2[illegible]
89	6	6	–	–	380707-0	••Nållager	••Needle bearing				[illegible]
90	3	3	–	–	380710-4	••Distansbricka	••Spacer washer				2360
91	1	1	–	–	380699-9	•Solhjul	•Sun wheel				2370
92	1	1	–	–	380762-5	•Låsring	•Circlip				2380
93	1	1	–	–	380674-2	•Packning	•Gasket				2390
94	1	1	–	–	380676-7	•Packning	•Gasket				2400
95	4	4	–	–	955921-2	•Fjäderbricka	•Spring washer				[illegible]
96	2	2	–	–	942383-1	•Bricka	•Washer				24[illegible]
97	6	6	–	–	955847-9	•Mutter	•Nut				2430
98	1	–	–	–	380751-8	•Lagerhylsa	•Bearing cage		8	ERS AV 1ST 1232153–5,	2440
										1ST 948602–8.	2441
99	1	–	–	–	380757-5	••O–ring	••O–ring				2450
100	1	–	–	–	380752-6	•Tätningsring	•Seal ring				2460

49. Överväxel 254561 serie nr 115602, –13109. Överväxel 254601 serie nr 115614, –20554. Overdrive 254561 serial numbers 115602, –13109. Overdrive 254601 serial numbers 115614, –20554. Overdrive 254561 série No 115602, –13109. Overdrive 254601 série No 115614, –20554. Overdrive 254561 Serienummer 115602, –13109. Overdrive 254601 Serienummer 115614, –20554. Supermarcha 254561, serie nro 115602, –13109. Supermarcha 254601, serie nro 115614, –20554.

50. Överväxel 254561 serie nr 115602, 13110–. Överväxel 254601 serie nr 115614, 20555–. Overdrive 254561 serial numbers 115602, 13110–. Overdrive 254601 serial numbers 115614, 20555–. Overdrive 254561 série No 115602, 13110–. Overdrive 254601 série No 115614, 20555–. Overdrive 254561 Serienummer 115602, 13110–. Overdrive 254601 Serienummer 115614, 20555–. Supermarcha 254561 serie nro. 115602, 13110–. Supermarcha 254601 serie nro. 115614, 20555–.

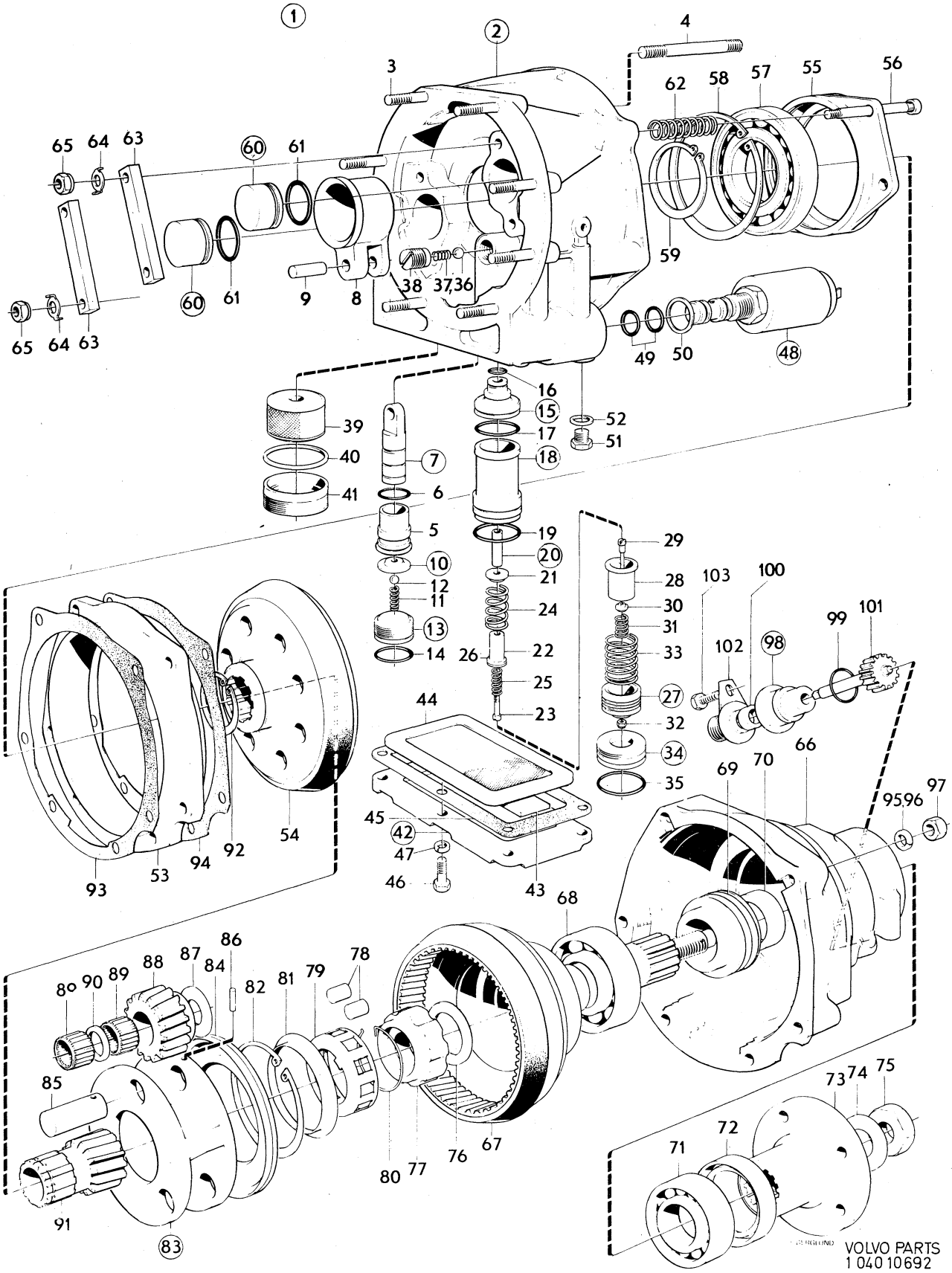
1
2
3
4
55
56
57
58
62
59
65
64
63
60
61
9
8
38
37,36
49
50
48
16
15
17
18
52
51
39
40
41
7
6
5
19
20
21
24
22
25
23
10
12
11
13
14
26
29
28
30
31
33
27
32
34
35
103
100
99
101
102
98
44
45
42
47
46
43
66
69
70
95,96
97
68
54
53
94
92
93
86
88
87
84
82
81
79
78
80
90
89
85
91
83
80
77
76
67
73
74
75
72
71
VOLVO PARTS
1 040 10692

Sida Page	Grupp Group	Överväxel	Overdrive	Illustration	0700
		Överväxel	Overdrive	10692	
58	4			1979–11	

Pos. Fig.	Antal/Quantity 254 561	254 601			Artikel nr Part No	Benämning	Description	Sats Kit	B P S R	Anmärkning Notes	
101	1	1	–	–	380753-4	•Hastighetsmätardrev	•Speedometer gear				2470
102	1	–	–	–	380755-9	•Fläns	•Flange		8	ERS AV 1ST 1232153–5, 1ST 948602–8.	2490 2491
103	1	1	–	–	955636-6	•Skruv	•Screw				2500

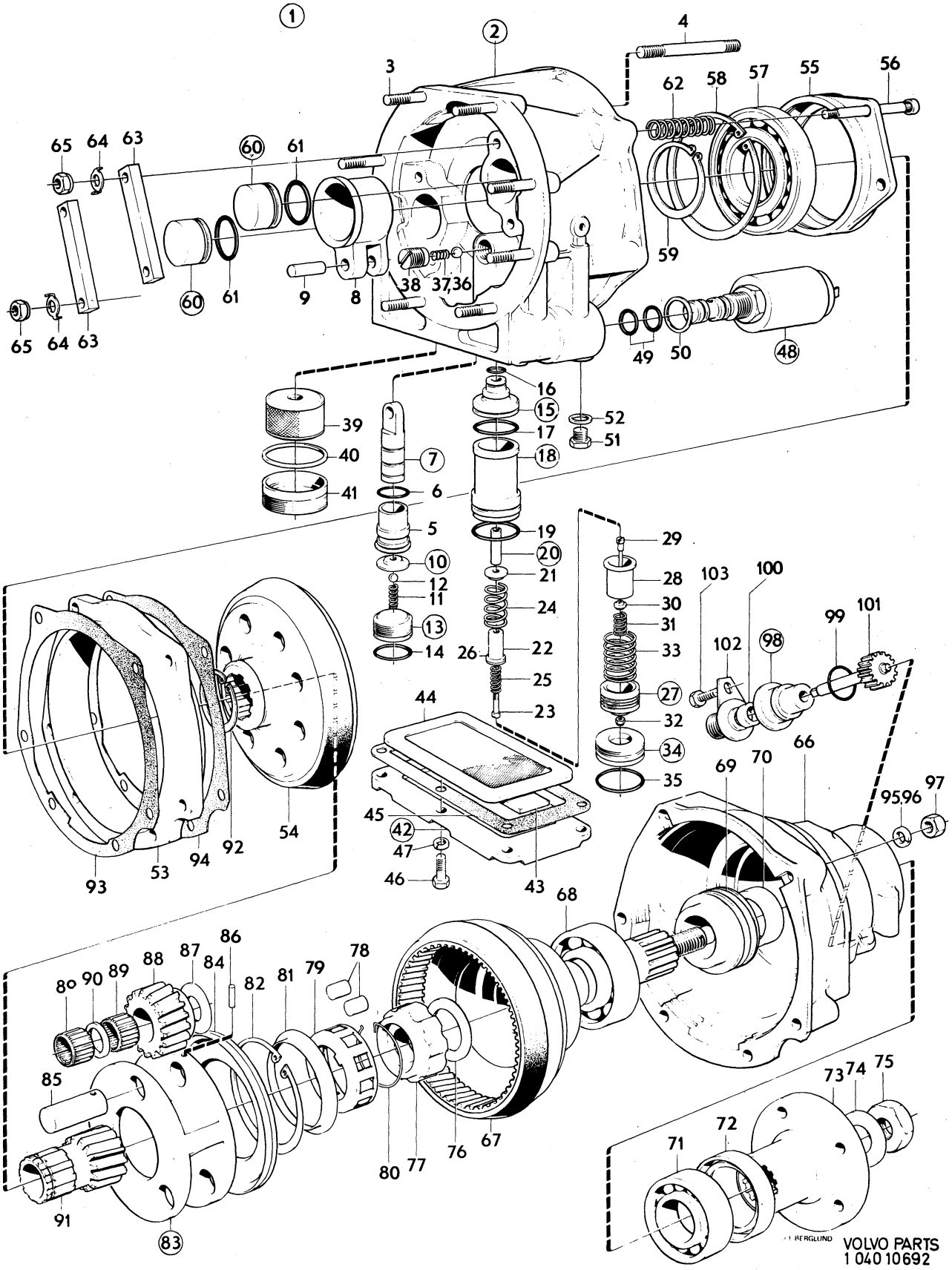
1
2
3
4
55
56
57
58
62
59
65
64
63
60
61
9
8
38
37,36
49
50
48
16
15
17
18
52
51
39
40
41
7
6
5
10
12
11
13
14
19
20
21
24
22
26
25
23
29
28
30
31
33
27
32
34
35
103
100
102
98
99
101
44
45
42
47
46
43
54
92
94
53
93
69
70
66
95,96
97
68
86
87
88
89
90
80
84
82
81
79
78
85
91
83
80
77
76
67
73
74
75
72
71
BERGLUND
VOLVO PARTS
1 040 10692

Sida Page	Grupp Group	Växellåda / Gearbox	Illustration	0750
		Upphängning, reglage / Mountings, control	8957	
60	4	BW35, RV / BW35, RV	1979–11	

Pos. Fig.	Antal/Quantity				Artikel nr Part No	Benämning	Description	Sats Kit	B P S R	Anmärkning Notes	
1	1	–	–	–	254525-9	Växellåda	Gearbox		8	1) ERS AV 254586–1.	1010
	1	–	–	–	254586-1	Växellåda	Gearbox			142 CH 52900–178959	1020
										144 CH 89800–194139,	1030
										144149–194301.	1040
										145 CH 9200–61599,	1050
										61610–61624.	1060
	–	–	–	–		•Det se sida 70, 2-H23	•Comps page 70, 2-H23				1070
	1	–	–	–	254634-9	Växellåda	Gearbox			31) B20A	1080
	1	–	–	–	254635-6	Växellåda	Gearbox			31) B20B, D	1090
	1	–	–	–	254659-6	Växellåda	Gearbox			31) B20E	1100
	–	–	–	–		•Det se sida 74, 2-I03	•Comps page 74, 2-I03				1110
2	1	–	–	–	669995-3	Rör	Tube		8	ERS AV 673471–9	1120
	1	–	–	–	673471-9	Rör–oljemätsticka	Tube–dipstick			4)	1130
3	1	–	–	–	1210223-2	Rör–oljemätsticka	Tube–dipstick			2)	1140
3a	1	–	–	–	925054-9	•O–ring	•O–ring				1150
4	1	–	–	–	957033-4	Nippel	Nipple			1)	1160
5	1	–	–	–	957184-5	Packning	Packing			1)	1170
6	1	–	–	–	956972-4	Skärring	Ferrule			1)	1180
7	1	–	–	–	956986-4	Överfallsmutter	Cap nut			1)	1190
8	1	–	–	–	943309-5	O–ring	O–ring			2)	1200
9	1	–	–	–	669997-9	Konsol	Bracket		8	3)	1210
10	1	–	–	–	121559-9	Klammer	Clamp			3	1220
11	1	–	–	–	955892-5	Bricka	Washer			3)	1230
12	1	–	–	–	190703-9	Skruv	Screw		8	3)	1240
13	1	–	–	–	669994-6	Oljemätsticka	Dipstick		8	3) ERS AV 673471–9	1250
14	470	–	–	–	192034-7	Gummislang	Rubber hose			5)	1260
15	1	–	–	–	380435-8	Lagerhylsa	Bearing cage				1270
16	1	–	–	–	380192-5	Tätningsring	Seal ring				1280
17	1	–	–	–	191117-1	O–ring	O–ring				1290
18	–	–	–	–		Hastighetsmätardrev	Speedometer gear				1300
	1	–	–	–	670131-2	•Antal kuggar 13	•13 teeth			142 CH 52900–178959.	1310
										144 CH 89800–194139,	1320
										144149–194301.	1330
	1	–	–	–	672886-9	•Antal kuggar 14	•14 teeth			145 CH 9200–61599,	1340
										61610–61624.	1350
	1	–	–	–	380164-4	•Antal kuggar 16	•16 teeth			31)	1360
19	1	–	–	–	191690-7	Skruv	Screw				1370
20	1	–	–	–	11992-5	Packning	Packing				1380
21	4	–	–	–	955672-1	Skruv	Screw				1390
22	4	–	–	–	940108-4	Fjäderbricka	Spring washer				1400
23	4	–	–	–	940160-5	Skruv	Screw			7/16–14 UNC X 38	1410
	2	–	–	–	940162-1	Skruv	Screw			3/8–16 UNC X 38	1420
24	4	–	–	–	941909-4	Fjädrande bricka	Resilient washer			DI 11,5	1430
	2	–	–	–	942336-9	Fjädrande bricka	Resilient washer			DI 10	1440
25	1	–	–	–	676273-6	Konsol	Bracket				1450
26	2	–	–	–	955535-0	Skruv	Screw				1460
27	2	–	–	–	955827-1	Mutter	Nut				1470
28	1	–	–	–	675898-1	Balk	Member				1480
29	4	–	–	–	944209-6	Flänsskruv	Flange screw			SEN UTF	1490
30	4	–	–	–	940108-4	Fjäderbricka	Spring washer			TID UTF	1500
31	4	–	–	–	940097-9	Bricka	Washer			TID UTF	1510
32	1	–	–	–	662711-1	Gummikudde	Rubber cushion				1520
33	2	–	–	–	950365-7	Låsmutter	Lock nut				1530
34	1	–	–	–	677810-4	Manöverstång	Operating rod			VST	1540

1. 142 ch– 52899. 144 ch– 89799. 145 ch– 9199
2. 142 CH 52900–. 144 CH 89800–. 145 CH 9200–.
3. 142 ch– 17581, 18516 Excl 1704–17523. 144 ch– 57910, 59121, 59130, 59133, 59136, 59139. 145 ch– 496.
4. 142 CH 17582–52899. Incl 17104–17523. Excl 18516. 144 CH 57911–89799. Excl 59121, 59124, 59130, 59133, 59136, 59139. 145 CH 497–9199.
5. 142 CH 17582–. Incl 17104–17523. Excl 18516 144 CH 57911–. Excl 59121, 59124, 59130, 59133, 59136, 59139. 145 CH 497–
31. 142 CH 178960–. 144 CH 194140–194148, 194302–. 145 CH 61600–61609, 61625–.

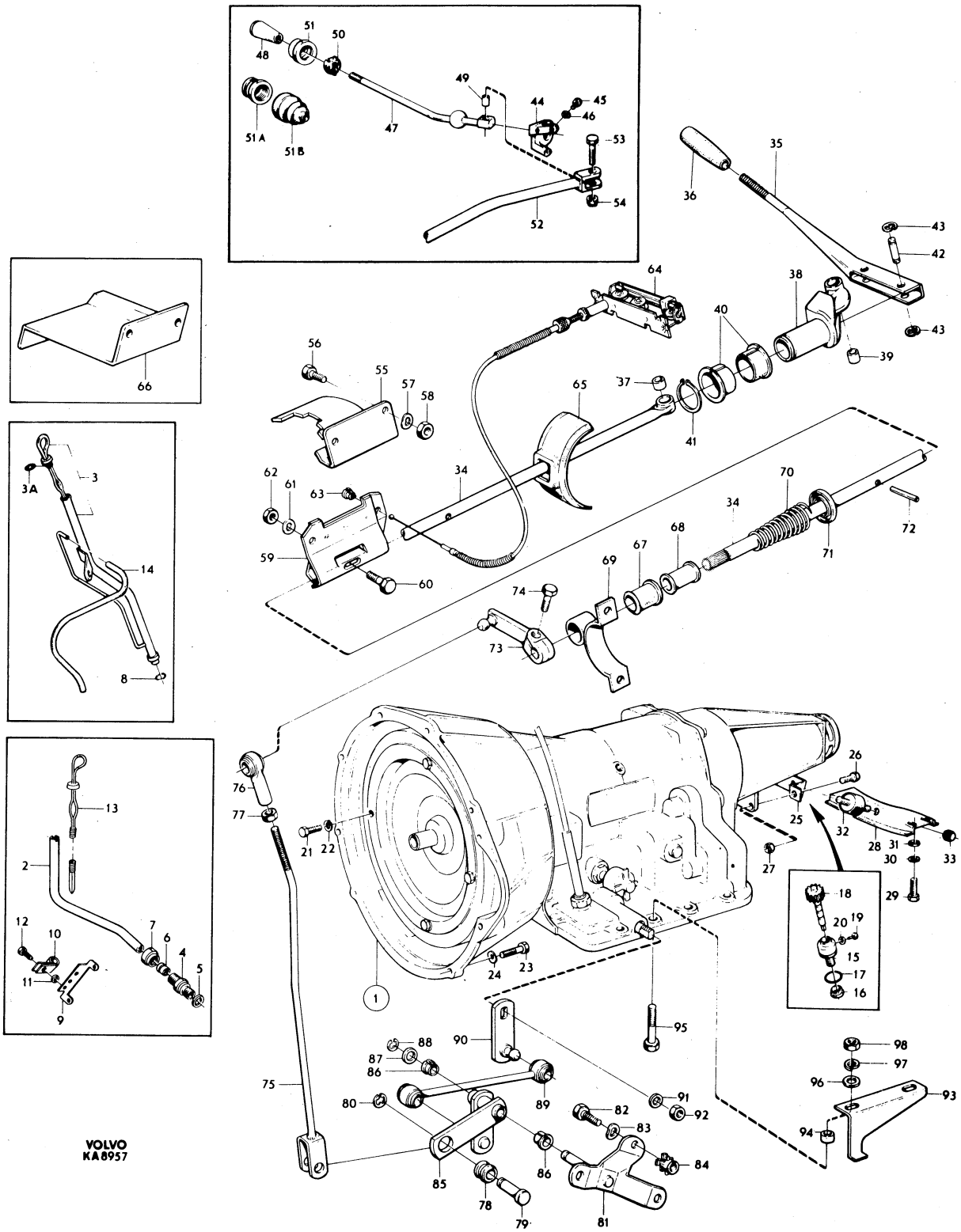

VOLVO
KA8957

Sida Page	Grupp Group	Växellåda / Upphängning, reglage	Gearbox / Mountings, control	Illustration
62	4	BW35, RV	BW35, RV	0750 8957 1979–11

Pos. Fig.	Antal/Quantity				Artikel nr Part No	Benämning	Description	Sats Kit	B P S R	Anmärkning Notes	
	1	–	–	–	678266-8	Manöverstång	Operating rod		8	HST	1550
35	1	–	–	–	677946-6	Växelspak	Gear lever			1)	1560
36	1	–	–	–	673235-8	Handgrepp	Knob			1)	1570
37	1	–	–	–	942593-5	Bussning	Bushing			1)	1580
38	1	–	–	–	676326-2	Ledgaffel	Yoke			1)	1590
39	1	–	–	–	942593-5	Bussning	Bushing			1)	1600
40	2	–	–	–	677004-4	Bussning	Bushing			1)	2010
41	1	–	–	–	942817-8	Spårring	Circlip			1)	2020
42	2	–	–	–	942175-1	Pinne	Pin			1)	2030
43	4	–	–	–	951670-9	Spårryttare	Circlip			1)	2040
44	1	–	–	–	679953-0	Konsol	Bracket			2) VST	2
	1	–	–	–	679954-8	Konsol	Bracket			2) HST	2
45	1	–	–	–	940100-1	Skruv	Screw			2) L 16	2070
	2	–	–	–	955513-7	Skruv	Screw			2) L 19	2080
46	3	–	–	–	941906-0	Fjädrande bricka	Resilient washer			2)	2090
47	1	–	–	–	679948-0	Växelspak	Gear lever			2)	2100
48	1	–	–	–	673235-8	Handgrepp	Knob			2)	2
49	2	–	–	–	943035-6	Bussning	Bushing			2)	2
50	1	–	–	–	679952-2	Kulskål	Ball shell			2)	2130
51	1	–	–	–	679951-4	Överfallsmutter	Cap nut			15)ERS AV 1ST684420–3,	2140
										1ST 684453–4.	2141
51a	1	–	–	–	684453-4	Överfallsmutter	Cap nut			16)	2150
51b	1	–	–	–	684420-3	Gummikåpa	Rubber casing			16)	2160
52	1	–	–	–	683648-0	Manöverstång	Operating rod		8	VST. SPEC. UTF.S–1594.	2170
	1	–	–	–	679700-5	Manöverstång	Operating rod			2) VST. EXCL SPEC UTF	2180
										S–1594.	2181
	1	–	–	–	680934-7	Manöverstång	Operating rod		8	2) HST.	2190
53	1	–	–	–	943017-4	Skruv	Bolt			2)	2200
54	1	–	–	–	950353-3	Mutter	Nut			2)	2210
55	1	–	–	–	677813-8	Spärrplatta	Lock plate			1) VST.	2220
	1	–	–	–	679746-8	Spärrplatta	Lock plate			2) VST.	2230
	1	–	–	–	678268-4	Spärrplatta	Lock plate		8	1) HST.	2240
	1	–	–	–	679959-7	Spärrplatta	Lock plate			2) HST.	2250
56	2	–	–	–	940100-1	Skruv	Bolt				2260
57	2	–	–	–	941906-0	Fjädrande bricka	Resilient washer				2270
58	2	–	–	–	955825-5	Mutter	Nut				2280
59	1	–	–	–	677825-2	Spärr	Catch			1)	2290
	1	–	–	–	679704-7	Spärr	Catch			2)	2
60	1	–	–	–	940117-5	Skruv	Bolt			1)	2
	2	–	–	–	955524-4	Skruv	Bolt			2)	2320
61	1	–	–	–	941906-0	Fjädrande bricka	Resilient washer			1)	2330
	2	–	–	–	941907-8	Fjädrande bricka	Resilient washer			2)	2340
62	1	–	–	–	955825-5	Mutter	Nut			1)	2350
63	1	–	–	–	681539-3	Bussning	Bushing				2360
64	1	–	–	–		Indikator	Indicator			SE GRUPP 3	2
65	1	–	–	–	678394-8	Manschett	Boot		8	1)	2
66	1	–	–	–	678269-2	Konsol	Bracket			1) HST	2390
	1	–	–	–	679958-9	Konsol	Bracket			2) HST	2400
67	1	–	–	–	677920-1	Bussning, gummi	Bushing, rubber				2410
68	1	–	–	–	677921-9	Bussning, plast	Bushing, plastic				2420
69	1	–	–	–		Klammer	Clamp			SE GRUPP 6	2430
70	1	–	–	–	677564-7	Fjäder	Spring				2440
71	1	–	–	–	677972-2	Bricka	Washer				2450
72	1	–	–	–	951967-9	Spännstift	Tensioner pin				2460
73	1	–	–	–	677808-8	Hävarm	Lever				2470

1. 142 ch– 52899. 144 ch– 89799. 145 ch– 9199
2. 142 CH 52900–. 144 CH 89800–. 145 CH 9200–.
15. 142 CH 52900–135744, excl. 132356–132375, 133622–133996, 135243–135582. 144 CH 89800–157101 excl. 155371–155581, 156530–156897. 145 CH 9200–40013 excl. 39391–39465. Ers. av: 1 st 684420–3, 1 st 684453–4.
16. 142 CH 132356–132375, 133622–133996, 135243–135582, 135745–. 144 CH 155371–155581, 156530–156897, 157102–. 145 CH 39391–39465, 40014–.

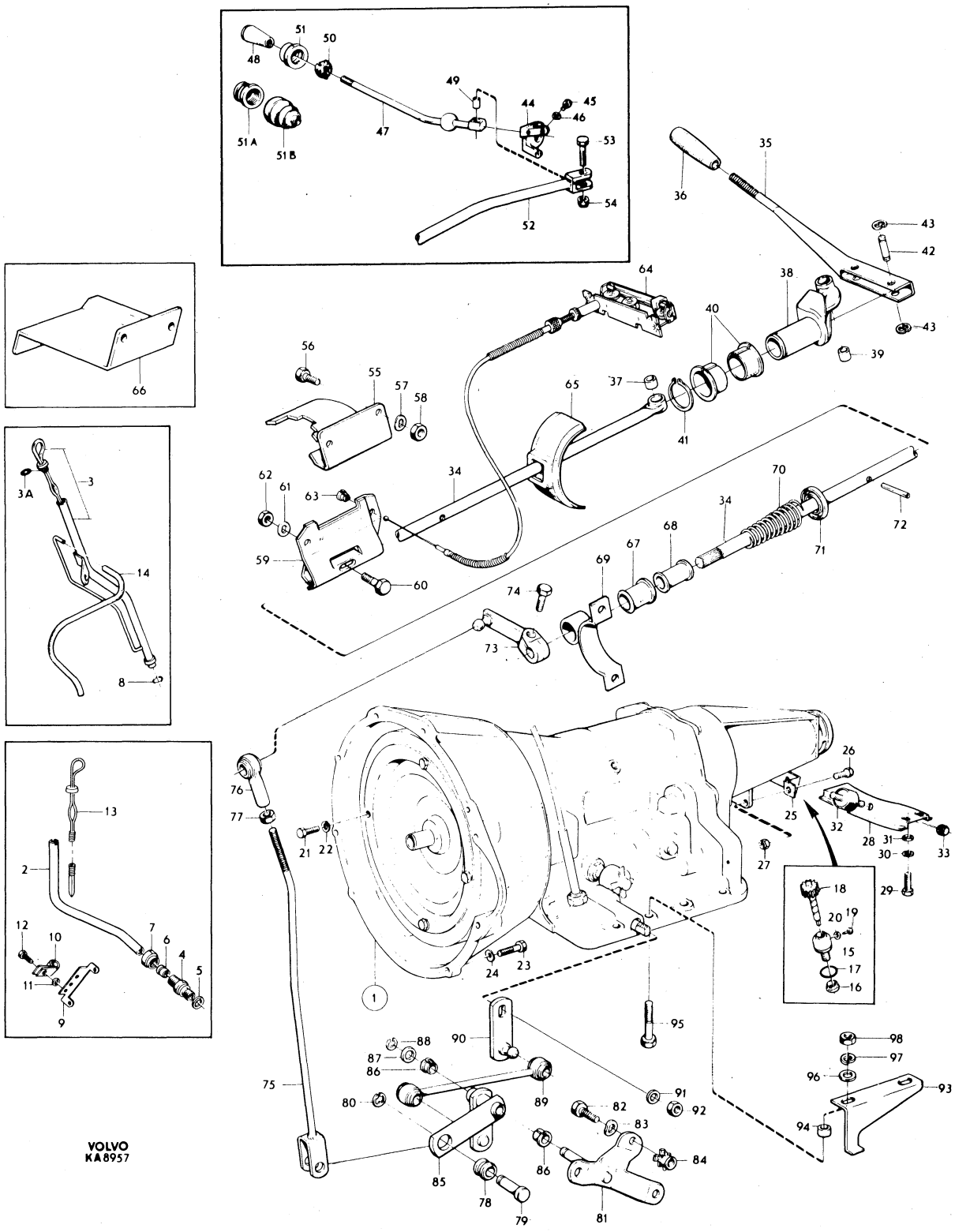

VOLVO
KA8957

Sida Page	Grupp Group	Växellåda	Gearbox	Illustration	0750
		Upphängning, reglage	Mountings, control	8957	
64	4	BW35, RV	BW35, RV	1979–11	

Pos. Fig.	Antal/Quantity				Artikel nr Part No	Benämning	Description	Sats Kit	B P S R	Anmärkning Notes	
74	1	–	–	–	940135-7	Skruv	Screw				2480
75	1	–	–	–	677666-0	Reglerstång	Control rod			VST	2490
	1	–	–	–	678270-0	Reglerstång	Control rod			HST	2500
76	1	–	–	–	677227-1	Kulskål	Ball socket				2510
77	1	–	–	–	955826-3	Mutter	Nut				2520
78	1	–	–	–	663151-9	Bussning	Bushing				2530
79	1	–	–	–	663162-6	Bult	Bolt				2540
80	1	–	–	–	951670-9	Spårryttare	Circlip				2550
81	1	–	–	–	677663-7	Konsol	Bracket			VST	2560
	1	–	–	–	678365-8	Konsol	Bracket			HST	2570
82	3	–	–	–	955524-4	Skruv	Screw			VST	
	3	–	–	–	955513-7	Skruv	Screw			HST	2590
83	3	–	–	–	941907-8	Fjädrande bricka	Resilient washer			VST	2600
	3	–	–	–	941906-0	Fjädrande bricka	Resilient washer			HST	3010
84	3	–	–	–	942227-0	Mutter	Nut			VST	3020
	3	–	–	–	941140-6	Mutter	Nut			HST	3030
85	1	–	–	–	677661-1	Mellanaxel	Countershaft			VST	
	1	–	–	–	678272-6	Mellanaxel	Countershaft			HST	
86	2	–	–	–	380189-1	Bussning	Bushing				3060
87	1	–	–	–	955895-8	Bricka	Washer				3070
88	1	–	–	–	951670-9	Spårryttare	Circlip				3080
89	1	–	–	–	670884-6	Länkstång	Link				3090
90	1	–	–	–	671038-8	Hävarm	Lever				3100
91	1	–	–	–	955921-2	Bricka	Washer				3110
92	1	–	–	–	955847-9	Mutter	Nut				3120
93	1	–	–	–	671593-2	Stoppkonsol	Stop bracket			VST	3130
	1	–	–	–	671603-9	Stoppkonsol	Stop bracket			HST	3140
94	2	–	–	–	671688-0	Distanshylsa	Spacer sleeve				3150
95	2	–	–	–	941841-9	Skruv	Bolt			VST	3160
	2	–	–	–	940159-7	Skruv	Bolt			HST	3170
96	2	–	–	–	955894-1	Bricka	Washer			VST	3180
	4	–	–	–	955894-1	Bricka	Washer			HST	3190
97	2	–	–	–	955921-2	Fjäderbricka	Spring washer			VST	3200
98	2	–	–	–	955826-3	Mutter	Nut			VST	3210

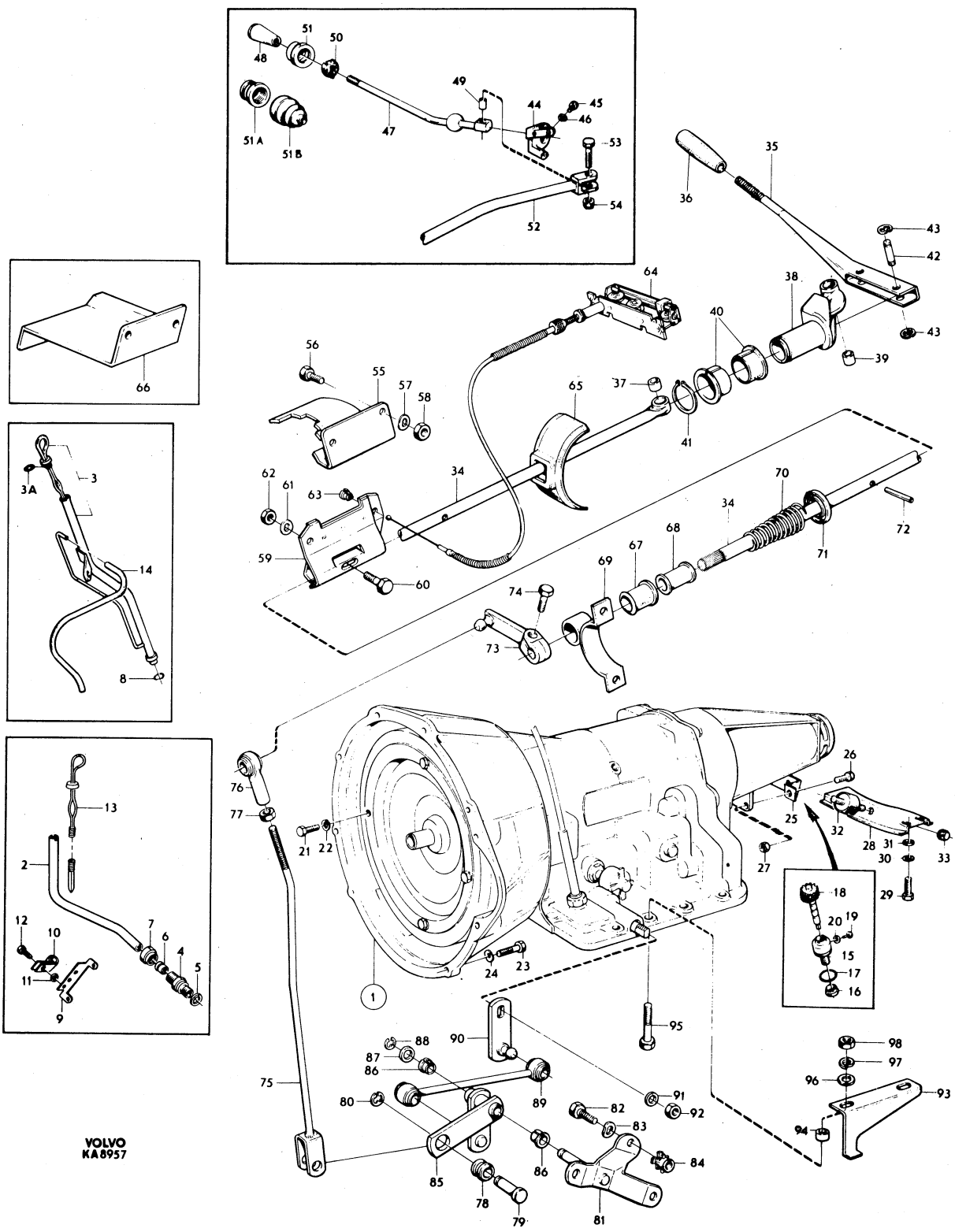

VOLVO
KA8957

Sida Page	Grupp Group	Växellåda / Gearbox	Illustration	0800
		Upphängning, reglage / Mountings, control	9480	
66	4	BW35 GV / BW35 GV	1979–11	

Pos. Fig.	Antal/Quantity				Artikel nr Part No	Benämning	Description	Sats Kit	B P S R	Anmärkning Notes	
1	1	–	–	–	254680-2	Växellåda	Gearbox		8	B20A. ERS AV 1ST 254782–6, 2ST 235851–3, 1ST 381106–4, 1ST 235985–9.	1010–1014
	1	–	–	–	254679-4	Växellåda	Gearbox			B20B, D	1020
	1	–	–	–	254677-8	Växellåda	Gearbox		8	B20E. 145 B20F. ERS AV 1ST 254784–2, 2ST 235851–3, 1ST 381106–4, 1ST 235985–9.	1030–1034
	1	–	–	–	254708-1	Växellåda	Gearbox		8	B20F, EXCL 145 B20F. ERS AV 1ST 254784–2, 2ST 235851–3, 1ST 381106–4, 1ST 235877–8, 1ST 235985–9.	1040–1050
	–	–	–	–		•Det se sida 78, 2-I07	•Comps page 78, 2-I07				60
	1	–	–	–	254698-4	Växellåda	Gearbox		8	SPEC UTF S1700–S1707, S1709–S1711 MÄRKT 375. ERS AV 1ST 235877–8, 1ST 1208023–0, 1ST 235851–3, 1ST 381106–4, 1ST 235985–9.	1062–1068
	1	–	–	–	254751-1	Växellåda	Gearbox			SPEC UTF S1700–S1707, S1709–S1711 MÄRKT 435. ERS AV 1ST 1208023–0, 2ST 235851–3, 1ST 381106–4, 1ST 235985–9.	1069–1074
	–	–	–	–		•Det se sida 82, 2-I11	•Comps page 82, 2-I11				1075
2	1	–	–	–	1212025-9	Rör–oljemätsticka	Tube–dipstick				1078
3	1	–	–	–	925054-9	•O–ring	•O–ring				1080
4	1	–	–	–	943309-5	O–ring	O–ring				1090
5	470	–	–	–	192034-7	Gummislang	Rubber hose				1100
6	1	–	–	–	380435-8	Lagerhylsa	Bearing cage				1110
7	1	–	–	–	380192-5	Tätningsring	Seal ring				1120
8	1	–	–	–	191117-1	O–ring	O–ring				30
9	1	–	–	–	380164-4	Hastighetsmätardrev	Speedometer gear				1140
10	1	–	–	–	191690-7	Skruv	Screw				1150
11	1	–	–	–	11992-5	Packning	Packing				1160
12	1	–	–	–	1212035-8	Konsol	Bracket				1170
13	2	–	–	–	945767-2	Flänsskruv	Flange screw		8	3/8 UNC – 32MM	1180
14	2	–	–	–	955827-1	Mutter	Nut				90
15	1	–	–	–	1211500-2	Balk	Member				1200
16	6	–	–	–	944209-6	Flänsskruv	Flange screw			SEN UTF	1210
17	6	–	–	–	940108-4	Fjäderbricka	Spring washer			TID UTF	1220
18	6	–	–	–	940097-9	Bricka	Washer			TID UTF	1230
19	1	–	–	–	662711-1	Gummikudde	Rubber cushion				1240
20	2	–	–	–	950365-7	Låsmutter	Lock nut				1250
21	4	–	–	–	955672-1	Skruv	Screw				1260
22	4	–	–	–	940108-4	Fjäderbricka	Spring washer				1270
23	4	–	–	–	940160-5	Skruv	Screw			7/16–14 UNC X 38	1280
	2	–	–	–	940162-1	Skruv	Screw			3/8–16 UNC X 38	1290
24	4	–	–	–	941909-4	Fjädrande bricka	Resilient washer			DI 11,5	1300
	2	–	–	–	942336-9	Fjädrande bricka	Resilient washer			DI 10,0	1310
25	1	–	–	–	381700-4	Hävarm	Lever				1320
26	1	–	–	–	381706-1	Hävarm	Lever				1330
27	1	–	–	–	941907-8	Fjädrande bricka	Resilient washer			47)	1340

47. 142 CH –255443. 144 CH –268643. 145 CH –107378.

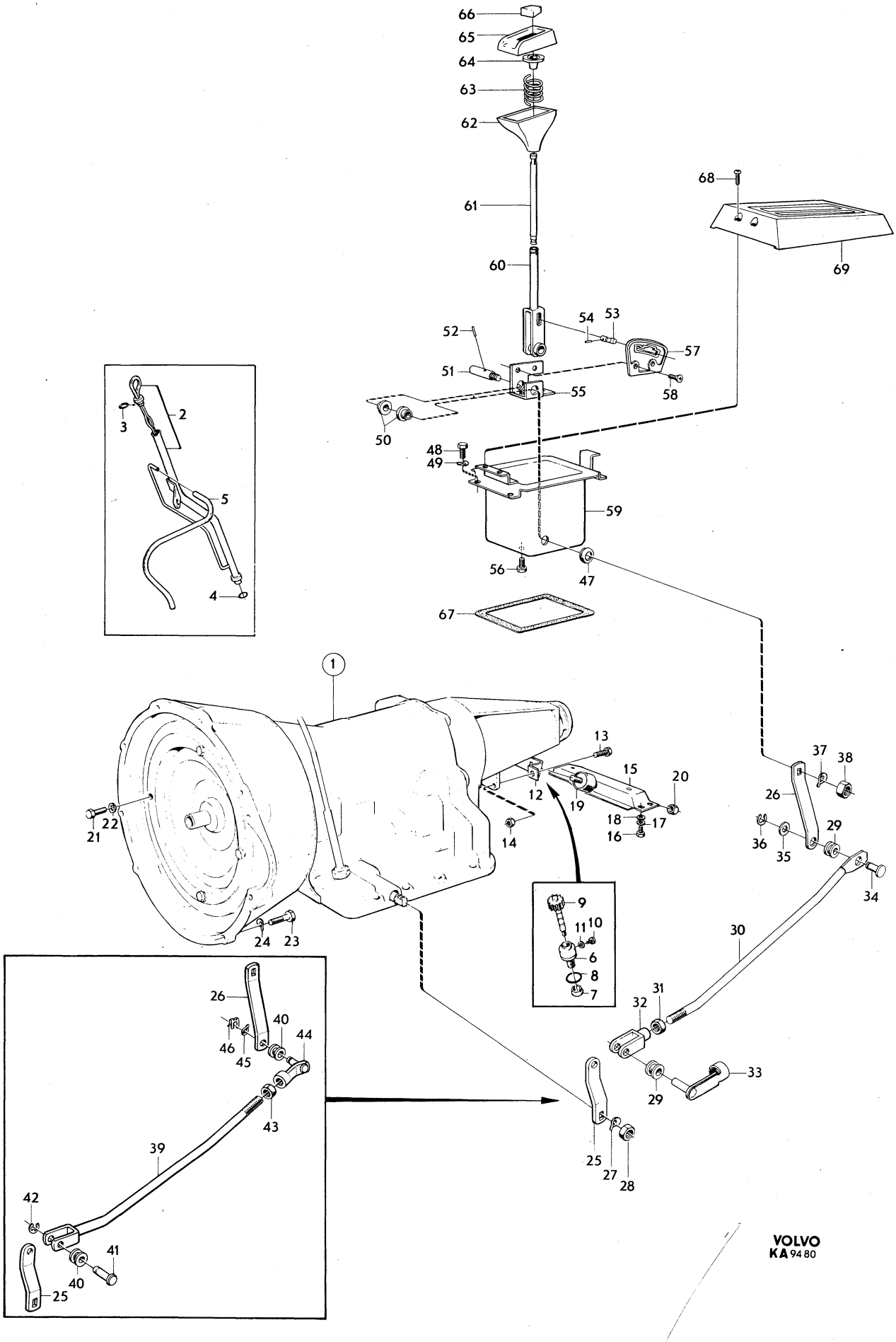

VOLVO
KA 94 80

Sida Page	Grupp Group	Växellåda / Gearbox	Illustration	0800
		Upphängning, reglage / Mountings, control	9480	
68	4	BW35 GV / BW35 GV	1979–11	

Pos. Fig.	Antal/Quantity				Artikel nr Part No	Benämning	Description	Sats Kit	BPSR	Anmärkning Notes	
28	1	–	–	–	955847-9	Mutter	Nut			47)	1350
29	2	–	–	–	381704-6	Bussning	Bushing			47)	1360
30	1	–	–	–	381701-2	Reglerstång	Control rod		8	47) ERS AV	1370
										1ST 381825–9,	1371
										1ST 381832–5.	1372
31	1	–	–	–	955800-8	Mutter	Nut			47)	1380
32	1	–	–	–	955192-0	Gaffel	Fork			47)	1390
33	1	–	–	–	961788-7	Bult med säkringsbygel	Bolt with safety collar			47)	1400
34	1	–	–	–	381705-3	Bult	Bolt			47)	1410
35	1	–	–	–	955894-1	Bricka	Washer			TID UTF	1420
	1	–	–	–	941907-8	Fjädrande bricka	Resilient washer			SEN UTF SE POS 45	1425
36	1	–	–	–	951669-1	Spårryttare	Circlip			TID UTF	1430
	1	–	–	–	942915-0	Säkringsbygel	Safety collar			SEN UTF SE POS 46	1435
37	1	–	–	–	942336-9	Fjädrande bricka	Resilient washer			47)	1440
38	1	–	–	–	955835-4	Mutter	Nut			47)	1450
39	1	–	–	–	381787-1	Reglerstång	Control rod		8	48) ERS AV	1460
										1ST 381825–9,	1461
										1ST 381832–5.	1462
40	2	–	–	–	381704-6	Bussning	Bushing			48)	1470
41	1	–	–	–	381705-3	Bult	Bolt			48)	1480
42	1	–	–	–	951669-1	Spårryttare	Circlip			48)	1490
43	1	–	–	–	955800-8	Mutter	Nut			48)	1500
44	1	–	–	–	381794-7	Bult med justermutter	Bolt with adjusting nut		8	48) ERS AV	2010
										1ST 381825–9,	2011
										1ST 381832–5.	2012
45	1	–	–	–	941907-8	Fjädrande bricka	Resilient washer			48)	2020
46	1	–	–	–	942915-0	Säkringsbygel	Safety collar			48)	2030
x 47	1	–	–	–	947543-5	Tätningsring	Seal ring			(944554)	2040
48	4	–	–	–	955512-9	Skruv	Screw				2050
49	4	–	–	–	941906-0	Fjädrande bricka	Resilient washer				2060
50	1	–	–	–	381710-3	Bussning	Bushing				2070
51	1	–	–	–	381709-5	Axel	Shaft		8	ERS AV 1ST 381811–9,	2080
										1ST 381878–8.	2081
52	1	–	–	–	951978-6	Pinne	Pin				2090
53	1	–	–	–	381715-2	Spärr	Lock				2100
54	1	–	–	–	951925-7	Pinne	Pin				2110
55	1	–	–	–		Konsol	Bracket		8		2120
56	3	–	–	–	943159-4	Skruv	Screw				2130
57	1	–	–	–	381716-0	Kuliss	Gate				2140
58	2	–	–	–	950144-6	Skruv	Screw				2150
59	1	–	–	–	381730-1	Kåpa	Casing				2160
x 60	1	–	–	–	381817-6	Växelspak	Gear lever			(381711)	2170
62	1	–	–	–	381719-4	Knapp, undre	Knob,lower				2190
63	1	–	–	–	381718-6	Fjäder	Spring				2200
x 64	1	–	–	–	381815-0	Bricka	Washer			(381727)	2210
65	1	–	–	–	381728-5	Knapp, övre	Knob,upper				2220
66	1	–	–	–	381720-2	Tryckknapp	Push button				2230
67	1	–	–	–	381756-6	Tätning	Seal				2240
68	2	–	–	–	955127-6	Skruv	Screw				2250
69	1	–	–	–	685453-3	Kåpa, kmpl	Casing, cpl				2260

47. 142 CH –255443. 144 CH –268643. 145 CH –107378.
48. 142 CH 255444–. 144 CH 268644–. 145 CH 107379–.

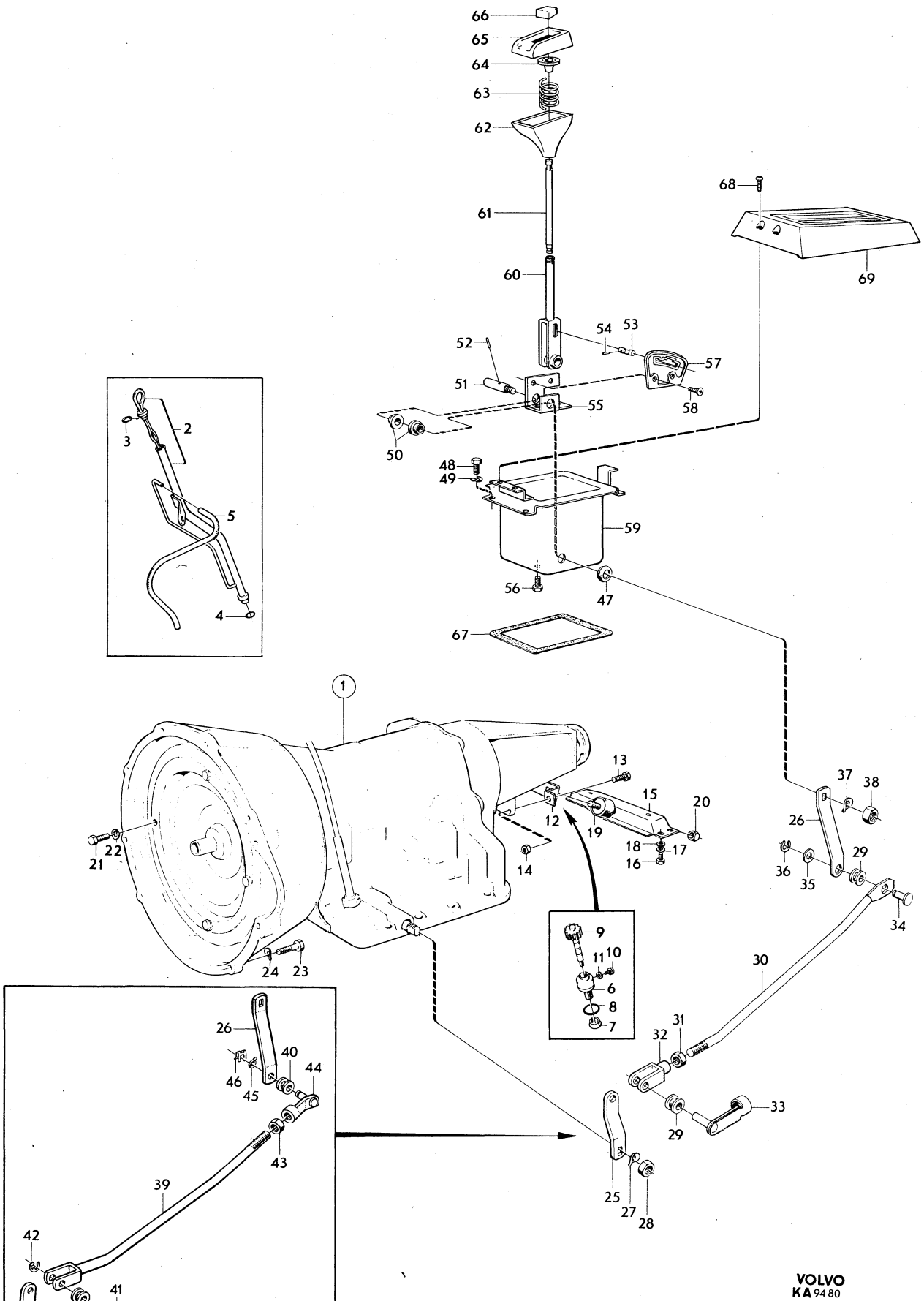

VOLVO
KA 94 80

Sida / Page	Grupp / Group	Växellåda / Gearbox	Illustration
70	4	BW35, RV / BW35, RV	0850 10836 1979–11

	Pos. / Fig.	Antal/Quantity 254 525	254 586			Artikel nr / Part No	Benämning	Description	Sats / Kit	B P S R	Anmärkning / Notes	
	1	1	–	–	–	254525-9	Växellåda	Gearbox		8		1010
		–	1	–	–	254586-1	Växellåda	Gearbox				1020
x	2	1	1	–	–	1220601-7	•Momentomvandlare	•Converter			(235503)	1030
	3	1	1	–	–	235736-6	•Momentomvandlarkåpa	•Converter housing				1040
	4	2	2	–	–	235814-1	•Skyddsnät	•Stone guard				1050
	4a	4	–	–	–	235768-9	•Skruv	•Screw			TID.UTF.	1070
	5	6	6	–	–	940135-7	•Skruv	•Screw				1080
	6	6	6	–	–	955921-2	•Fjäderbricka	•Spring washer				1090
	7	1	1	–	–		•Hus med planetväxel	•Planet cover			SE SIDA 86, 2-I15	1100
	8	1	1	–	–	235727-5	•Bakre gavel	•Extension housing				1110
	9	1	1	–	–	235728-3	••Tätningsring	••Oil seal	S			1120
	10	1	1	–	–		•Packning	•Gasket	S			1130
	11	4	4	–	–	955525-1	•Skruv	•Bolt				1140
	12	4	4	–	–	955921-2	•Fjäderbricka	•Spring washer				1150
	13	1	1	–	–	235842-2	•Kontrollsystem	•Valve bodies				1160
		–	–	–	–		••Det se sida 96, 2-J01	••Comps page 96, 2-J01				1170
	14	1	1	–	–	940117-5	•Skruv	•Bolt			L 11/4 TUM	1180
	15	1	1	–	–	955920-4	•Fjäderbricka	•Spring washer				1190
	16	2	2	–	–	955516-0	•Skruv	•Bolt			L 2 TUM	1200
	17	2	2	–	–	955920-4	•Fjäderbricka	•Spring washer				1210
	18	1	1	–	–	235705-1	•Inloppsrör, främre pump	•Tube, front pump				1220
	19	1	1	–	–	235527-9	•O–ring	•O–ring	S			1230
	20	1	1	–	–	235704-4	•Utloppsrör, främre pump	•Tube, front pump				1240
	21	1	1	–	–	235706-9	•Inloppsrör, konverter	•Tube, converter				1250
	22	1	–	–	–	235706-9	•Utloppsrör, konverter	•Tube, converter				1260
		–	1	–	–	235848-9	•Utloppsrör, konverter	•Tube, converter				1270
	23	1	1	–	–	235701-0	•Rör, främre servo	•Tube, front servo				1280
	24	1	1	–	–	235702-8	•Rör, främre servo	•Tube, front servo				1290
	25	1	1	–	–	235703-6	•Rör, bakre koppling	•Tube, rear clutch				1300
	26	1	1	–	–	235707-7	•Rör, bakre servo	•Tube, rear servo				1310
	27	1	1	–	–	235985-9	•Reglagevajer	•Control wire				1320
	27a	1	1	–	–	1220513-4	••Kabelstopp	••Cable stop				1325
	28	1	1	–	–	235812-5	•Packning	•Packing				1330
	29	1	1	–	–		•Kam	•Cam			SE SIDA 96, 2-J01	1340
	30	1	1	–	–	1220509-2	•Startspärr och back–ljuskontakt, 4–stift	•Inhibitor and back–lamp switch, 4–pin			(1220508)	1350 1360
	31	1	1	–	–	941442-6	••Mutter	••Nut			TID UTF	1370
	31a	1	1	–	–	235812-5	•Packning	•Packing			SEN UTF	1375
	32	1	–	–	–	235709-3	•Axel	•Shaft			BW35 –EN 12560 ERS AV 273111	1380 1390
		1	1	–	–	235808-3	•Axel	•Manual valve lever shaft	S		BW35 EN 12561–	1400
	33	1	1	–	–	235711-9	•Fjäder	•Spring				1410
	34	1	–	–	–	235708-5	•Hävarm	•Manual valve lever			BW35 –EN 12560 ERS AV 273111	1420 1430
		1	1	–	–	235836-4	•Hävarm	•Manual valve lever	S		BW35 EN 12561– (235735)	1440
	35	1	1	–	–	235710-1	•Låspinne	•Slotted spring pin	S			1450
	36	1	1	–	–	235712-7	•Ring	•Collar				1460
	37	1	1	–	–	235713-5	•Låspinne	•Slotted spring pin				1470
	38	2	2	–	–		•Tätningsring	•Seal ring			SE SIDA 86, 2-I15	1480
	39	1	1	–	–	60309-2	•Kula	•Ball				1490
	40	1	1	–	–	235714-3	•Fjäder	•Spring				1500
	41	1	–	–	–	235655-8	•Dragstång	•Linkage rod			BW35 –EN 26869	1510
		1	1	–	–	235827-3	•Dragstång	•Linkage rod		8	BW35 EN 26870–	1520
	41a	2	–	–	–	235656-6	•Låsfjäder	•Retaining spring				1530
	42	1	1	–	–	235826-5	•Hävarm	•Torsion lever			(235653)	1540
	43	1	1	–	–	235652-5	•Fjäder	•Toggle lever spring				1560
	44	1	1	–	–		•Lagertapp	•Pivot pin			SE SIDA 86, 2-I15	1570
	45	1	1	–	–	41561-2	•Bricka	•Washer				1580
	46	1	1	–	–	235654-1	•Låsfjäder	•Retaining spring				1590
	47	1	1	–	–	235651-7	•Hävarm	•Toggle lift lever				1600
	48	1	1	–	–	235641-8	•Hänke	•Toggle link				2010
	49	1	1	–	–	235640-0	•Hävarm	•Pawl				2020
	50	1	1	–	–	235642-6	•Tapp	•Pin				2030

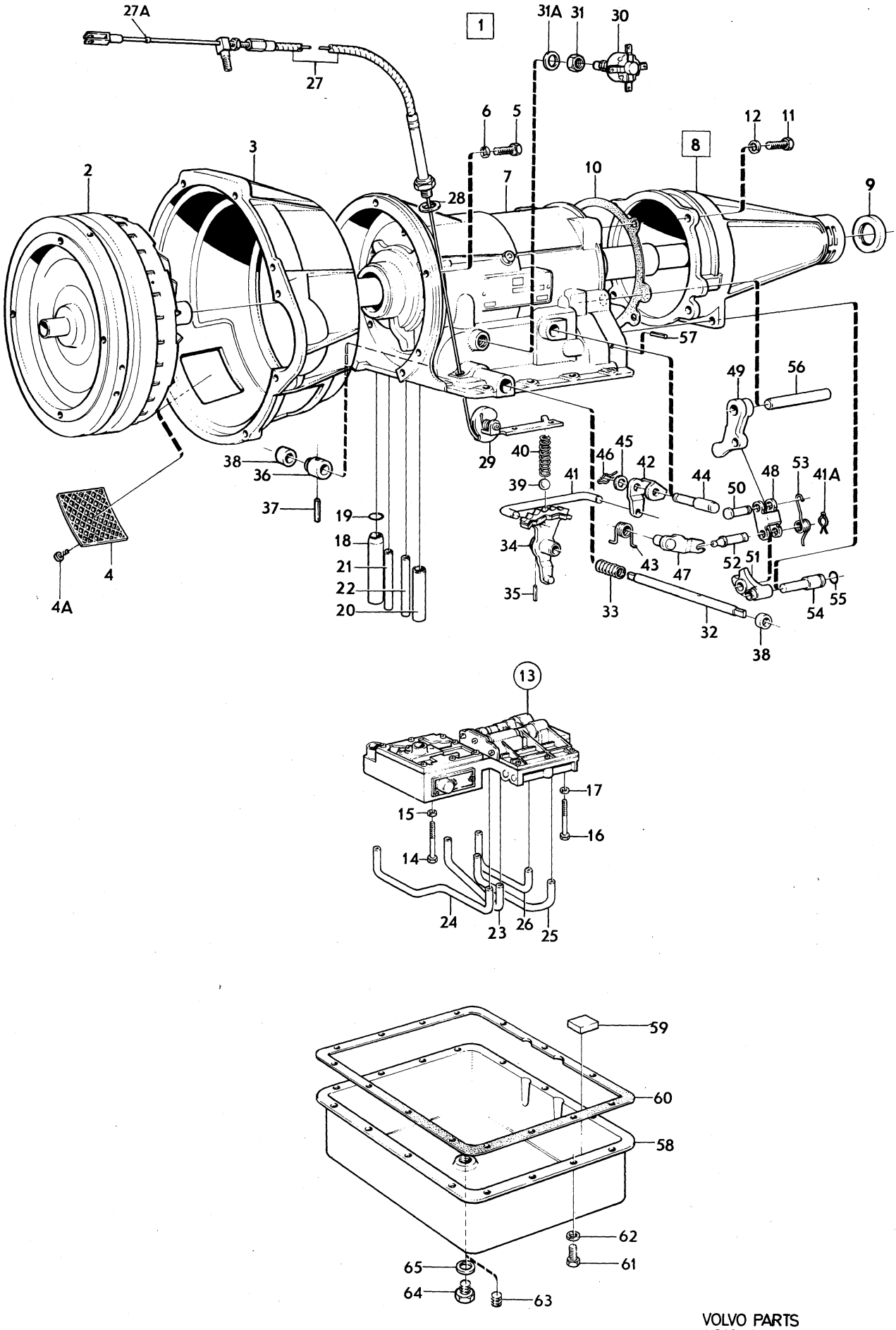

VOLVO PARTS
1 040 10836

Sida / Page	Grupp / Group	Växellåda / Gearbox	Illustration	0850
72	4	BW35, RV / BW35, RV	10836 1979–11	

Pos. Fig.	Antal/Quantity 254 525	254 586			Artikel nr Part No	Benämning	Description	Sats Kit	B P S R	Anmärkning Notes	
51	1	1	–	–	235643-4	•Hävarm	•Toggle iever				2040
52	1	1	–	–	235792-9	•Tapp	•Pin				2050
53	1	1	–	–	235793-7	•Fjäder	•Release spring				2060
54	1	1	–	–	235648-3	•Lagertapp	•Toggle pin				2070
55	1	1	–	–	235649-1	•O–ring	•O–ring	S			2080
56	1	1	–	–	235650-9	•Pinne	•Anchor pin				2090
57	1	1	–	–	951956-2	•Låspinne	•Slotted spring pin				2100
58	1	1	–	–	235715-0	•Oljesump	•Oil pan		8	TIDUTFERS AV 1ST 235857–0,1 ST 235859–6, 1 ST 235858–8.	2110 2120 2130
	1	1	–	–	235857-0	•Oljesump	•Oil pan			SEN UTF.	2140
59	1	1	–	–	235739-0	•Magnet	•Magnet				2150
60	1	1	–	–		•Packning	•Gasket		8		2160
61	15	15	–	–	955523-6	•Skruv	•Screw				2170
62	15	15	–	–	955921-2	•Fjäderbricka	•Spring washer				2180
63	1	1	–	–	952075-0	•Avtappningspropp	•Drain plug			21)	2190
64	1	1	–	–	235859-6	•Avtappningspropp	•Drain plug			22)	2200
65	1	1	–	–	235858-8	•Packning	•Packing			22)	2210
	1	1	–	–	276501-4	Gummi– och tätnings–ringsats	Rubber and seal ring kit				2220 2230
	1	1	–	–	276502-2	Packningssats	Gasket kit				2240
	1	–	–	–	273111-5	Reparationssats,spärr–arm	Manuel valve detent lever kit				2250 2260

21. För oljesump 235715. For oil sump 235715. Pour carter d'huile 235715. Für Ölwanne 235715. Para cárter de aceite 235715.

22. För oljesump 235857. For oil sump 235857. Pour carter d'huile 235857. Für Ölwanne 235857. Para cárter de aceite 235857.

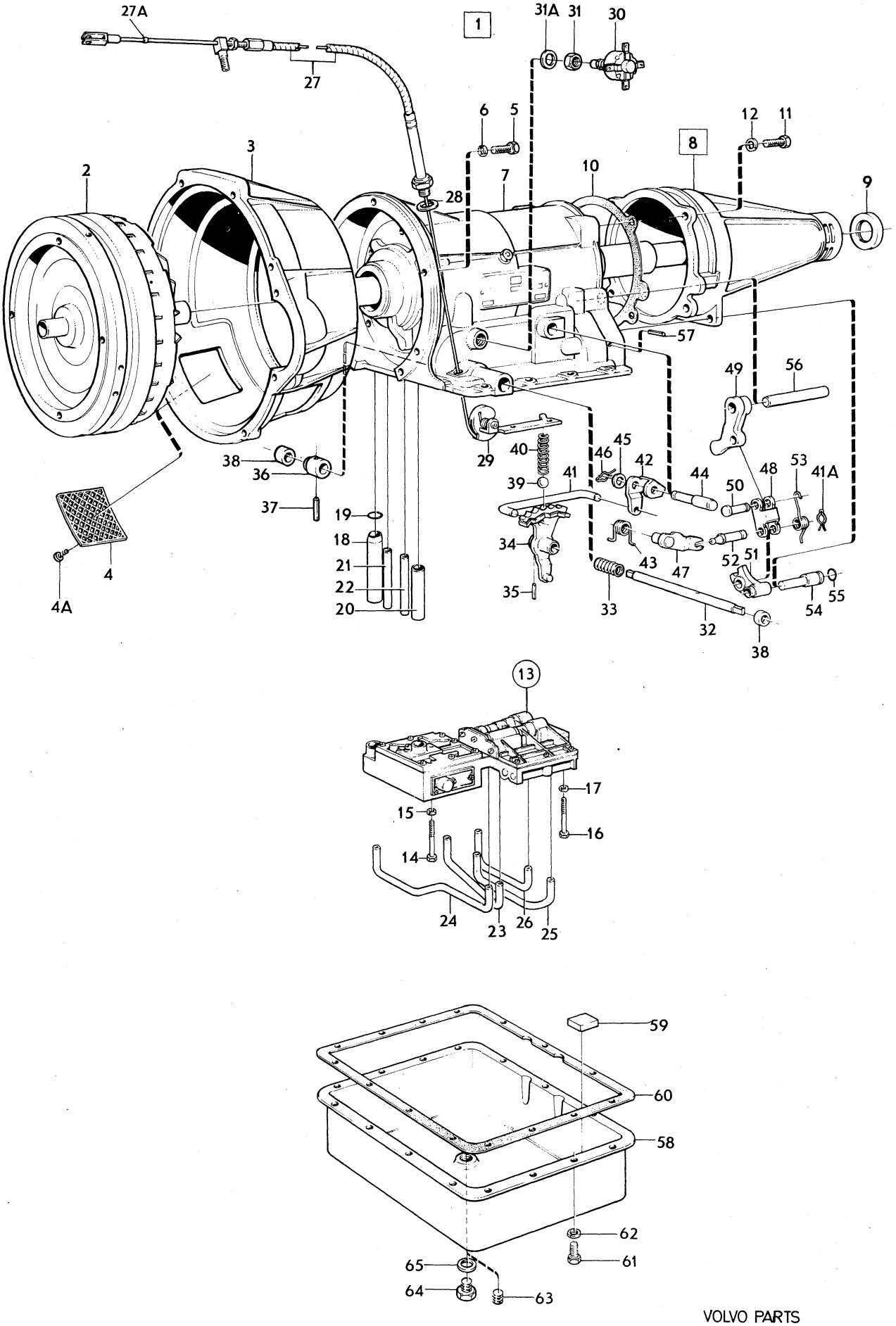

VOLVO PARTS
1 040 10836

Sida Page	Grupp Group	Växellåda BW35, RV	Gearbox BW35, RV	Illustration 10837 1979–11	0900
74	4				

Pos. Fig.	Antal/Quantity 254 634	254 635	254 659		Artikel nr Part No	Benämning	Description	Sats Kit	B P S R	Anmärkning Notes	
1	1	–	–	–	254634-9	Växellåda	Gear box				1010
	–	1	–	–	254635-6	Växellåda	Gear box				1020
	–	–	1	–	254659-6	Växellåda	Gear box				1030
x 2	1	1	–	–	1220601-7	•Momentomvandlare	•Converter			(235503)	1040
x	–	–	1	–	1220608-2	•Momentomvandlare	•Converter			(235879)	1050
3	1	1	1	–	235736-6	•Momentomvandlarkåpa	•Converter housing				1060
4	2	2	2	–	235814-1	•Skyddsnät	•Stone guard				1070
5	6	6	6	–	940135-7	•Skruv	•Screw				1080
6	6	6	6	–	955921-2	•Fjäderbricka	•Spring washer				1090
7	1	1	1	–		•Hus med planetväxel	•Planet cover			SE SIDA 86, 2-I15	1100
8	1	1	1	–	235922-2	•Bakre gavel	•Extension housing				1
9	1	1	1	–	235728-3	••Tätningsring	••Oil seal	S			1
10	1	1	1	–		•Packning	•Gasket		8		1130
11	4	4	4	–	235918-0	•Skruv	•Screw				1140
12	4	4	4	–	940110-0	•Fjäderbricka	•Spring washer				1150
13	1	–	–	–	235842-2	•Kontrollsystem	•Valve bodies			MÄRKT 88	1160
	–	1	1	–	235934-7	•Kontrollsystem	•Valve bodies			MÄRKT 146	1
	–	–	–	–		••Det se sida 96, 2-J01	••Comps page 96, 2-J01				1
14	1	1	1	–	940117-5	•Skruv	•Screw			L 31,75	1190
15	1	1	1	–	955920-4	•Fjäderbricka	•Spring washer				1200
16	2	2	2	–	955516-0	•Skruv	•Screw			L 50,8	1210
17	2	2	2	–	955920-4	•Fjäderbricka	•Spring washer				1220
18	1	1	1	–	235705-1	•Inloppsrör,främre pump	•Tube,front pump				1230
19	1	1	1	–	235527-9	•O–ring	•O–ring	S			1240
20	1	1	1	–	235704-4	•Utloppsrör,främre pump	•Tube,front pump				1250
21	1	1	1	–	235706-9	•Inloppsrör,converter	•Tube,converter				1260
22	1	1	1	–	235848-9	•Utloppsrör,converter	•Tube,converter				1270
23	1	1	1	–	235701-0	•Rör,främre servo	•Tube,front servo				1280
24	1	1	–	–	235702-8	•Rör,främre servo	•Tube,front servo				1290
	–	–	1	–	235853-9	•Rör,främre servo	•Tube,front servo				1300
25	1	1	1	–	235703-6	•Rör,bakre koppling	•Tube,rear clutch				1310
26	1	1	1	–	235707-7	•Rör,bakre servo	•Tube,rear servo				1320
27	1	1	1	–	235985-9	•Reglagevajer	•Control wire				1330
27a	1	1	1	–	1220513-4	••Kabelstopp	••Cable stop				1335
28	1	1	1	–	235812-5	•Packning	•Packing				1340
29	1	1	1	–		•Kam	•Cam			SE SIDA 96, 2-J01	1350
30	1	1	1	–	1220509-2	•Startspärr och back–ljuskontakt	•Inhibitor and back–lamp switch			(1220508)	1360
31	1	1	1	–	941442-6	••Mutter	••Nut			TID UTF	1
31a	1	1	1	–	235812-5	•Packning	•Packing			SEN UTF	1385
32	1	1	1	–	235808-3	•Axel	•Shaft	S			1390
33	1	1	1	–	235711-9	•Fjäder	•Spring				1400
34	1	1	1	–	235836-4	•Hävarm	•Lever	S			1410
35	1	1	1	–	235845-5	•Låspinne	•Pin				1420
36	1	1	1	–	235712-7	•Ring	•Collar				1
37	1	1	1	–	235713-5	•Låspinne	•Slotted spring pin	S			1440
38	2	2	2	–		•Tätningsring	•Seal ring			SE SIDA 86, 2-I15	1450
39	1	1	1	–	60309-2	•Kula	•Ball				1460
40	1	1	1	–	235714-3	•Fjäder	•Spring				1470
41	1	1	1	–	235827-3	•Dragstång	•Linkage rod		8		1480
41a	2	2	2	–	235656-6	•Låsfjäder	•Retaining spring				1490
42	1	1	1	–	235826-5	•Hävarm	•Torsion lever				1500
43	1	1	1	–	235652-5	•Fjäder	•Toggle lever spring				1510
44	1	1	1	–		•Lagertapp	•Pivot pin			SE SIDA 86, 2-I15	1520
45	1	1	1	–	41561-2	•Bricka	•Washer				1530
46	1	1	1	–	235654-1	•Låsfjäder	•Retaining spring				1540
47	1	1	1	–	235651-7	•Hävarm	•Toggle lift lever				1550
48	1	1	1	–	235641-8	•Hänke	•Toggle link				1560
49	1	1	1	–	235640-0	•Hävarm	•Pawl				1570
50	1	1	1	–	235642-6	•Tapp	•Pin				1580
51	1	1	1	–	235643-4	•Hävarm	•Toggle lever				1590
52	1	1	1	–	235792-9	•Tapp	•Pin				1600
53	1	1	1	–	235793-7	•Fjäder	•Release spring				2010

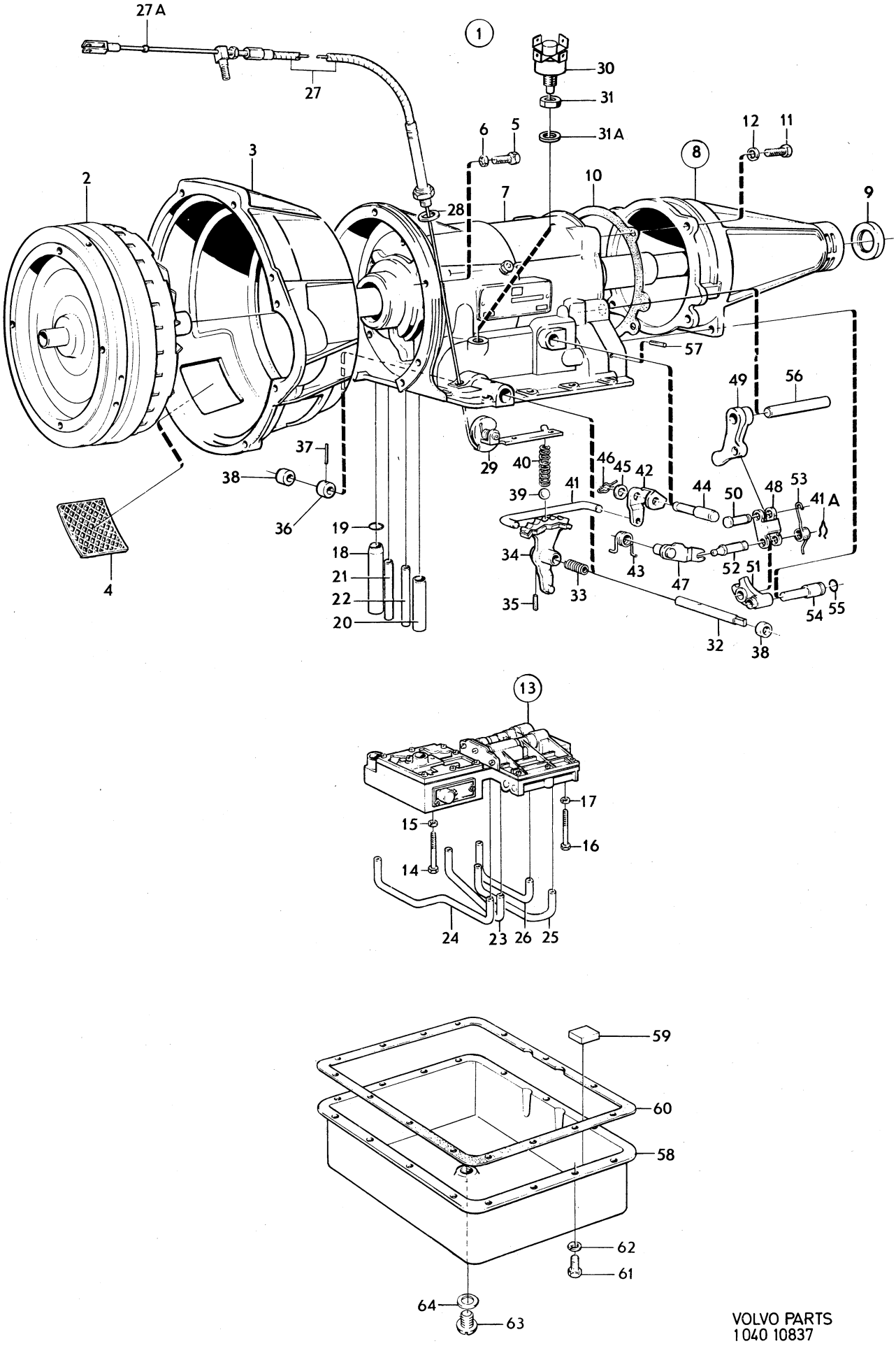

VOLVO PARTS
1040 10837

Sida Page	Grupp Group	Växellåda BW35, RV	Gearbox BW35, RV	Illustration 10837 1979–11	0900
76	4				

Pos. Fig.	Antal/Quantity 254 634	254 635	254 659		Artikel nr Part No	Benämning	Description	Sats Kit	B P S R	Anmärkning Notes	
54	1	1	1	–	235648-3	•Lagertapp	•Toggle pin				2020
55	1	1	1	–	235649-1	•O–ring	•O–ring	S			2030
56	1	1	1	–	235650-9	•Pinne	•Anchor pin				2040
57	1	1	1	–	951956-2	•Låspinne	•Slotted spring pin				2050
58	1	1	1	–	235857-0	•Oljesump	•Oil pan				2060
59	1	1	1	–	235739-0	•Magnet	•Magnet				2070
60	1	1	1	–		•Packning	•Gasket		8		2080
61	15	15	15	–	955523-6	•Skruv	•Screw				2090
62	15	15	15	–	955921-2	•Fjäderbricka	•Spring washer				2100
63	1	1	1	–	235859-6	•Avtappningspropp	•Drain plug				2110
64	1	1	1	–	235858-8	•Packning	•Packing				( )
	1	1	1	–	276501-4	Gummi–och tätnings–	Rubber–and seal ring				2130
	–	–	–	–		Ringsats	Kit				2140
	1	1	1	–	273221-2	Packningssats	Gasket kit				2150

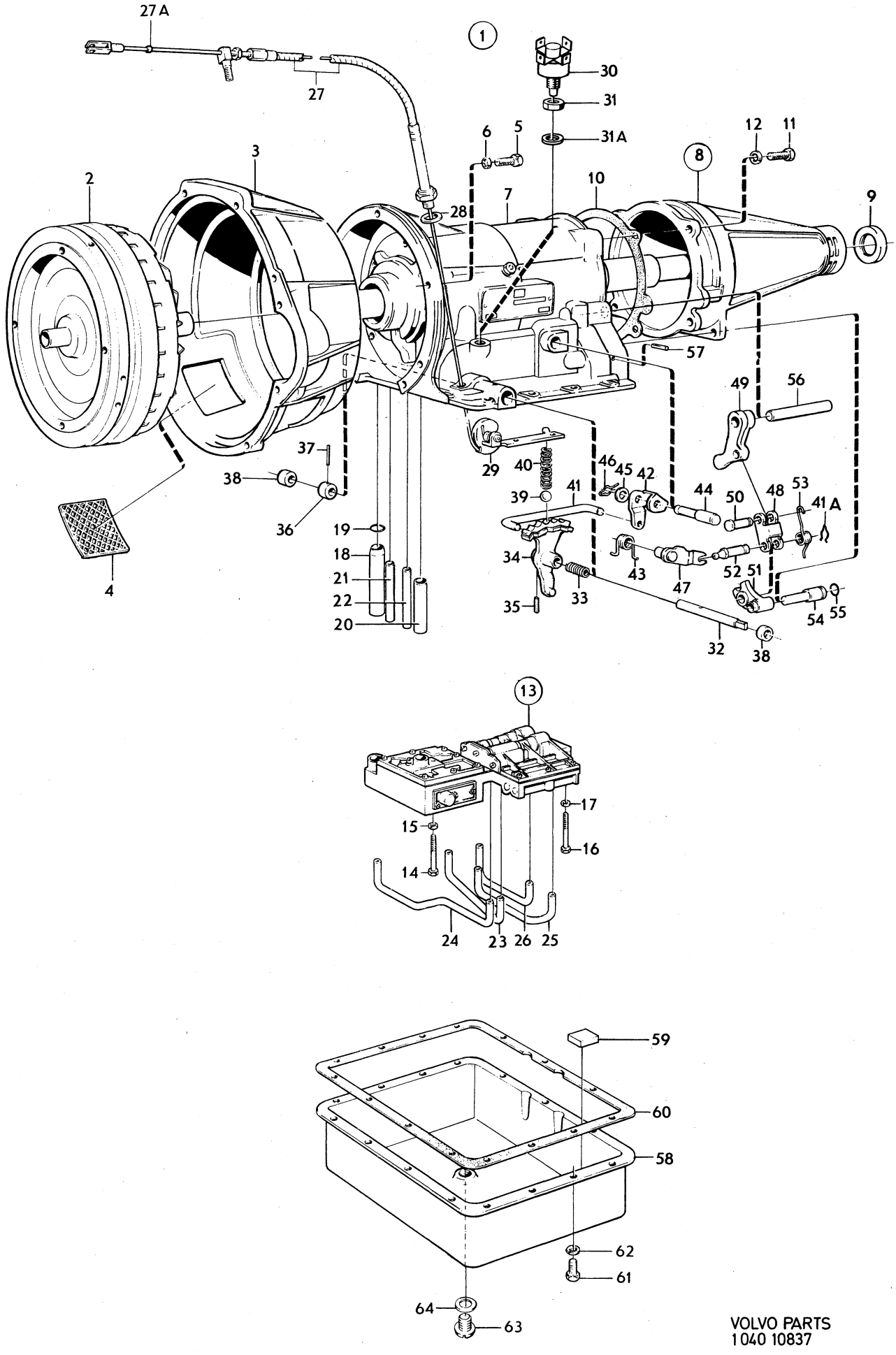

VOLVO PARTS
1040 10837

Sida Page	Grupp Group	Växellåda BW35, GV	Gearbox BW35, GV	Illustration 10437 1979–11	0950
78	4				

Pos. Fig.	Antal/Quantity 254 677	254 679	254 680	254 708	Artikel nr Part No	Benämning	Description	Sats Kit	B P S R	Anmärkning Notes	
1	1	–	–	–	254677-8	Växellåda	Gearbox		8	B20E. 145 B20F.	1010
										ERS AV 1ST 254784–2,	1011
										2ST 235851–3,	1012
										1ST 381106–4,	1013
										1ST 235985–9.	1014
	–	1	–	–	254679-4	Växellåda	Gearbox			B20B,D.	1020
	–	–	1	–	254680-2	Växellåda	Gearbox		8	B20A. ERS AV	1030
										1ST 254782–6,	1031
										2ST 235851–3,	1032
										1ST 381106–4,	1033
										1ST 235985–9.	1[illegible]
	–	–	–	1	254708-1	Växellåda	Gearbox		8	B20F. EXCL 145 B20F.	1[illegible]
	–	–	–	–						ERS AV 1ST 254760–2,	1050
	–	–	–	–						1ST 235877–8,	1051
	–	–	–	–						1ST 235985–9.	1052
x 2	1	–	–	1	1220608-2	•Momentomvandlare	•Converter			(235879)	1060
x	–	1	1	–	1220586-0	•Momentomvandlare	•Converter			(1220505)	1[illegible]
3	1	1	1	1	235736-6	•Momentomvandlarkåpa	•Converter housing				1[illegible]
4	2	2	2	2	235814-1	•Skyddsnät	•Stone guard				1090
5	6	6	6	6	940135-7	•Skruv	•Screw				1100
6	6	6	6	6	955921-2	•Fjäderbricka	•Spring washer				1110
7	1	1	1	1		•Hus med planetväxel	•Planet cover			SE SIDA 86, 2-I15	1120
8	1	1	1	1	235922-2	•Bakre gavel	•Extension housing				1130
9	1	1	1	1	235728-3	••Tätningsring	••Oil seal	S			1140
10	1	1	1	1		•Packning	•Gasket	S			1150
11	4	4	4	4	235918-0	•Skruv	•Screw				1160
12	4	4	4	4	940110-0	•Fjäderbricka	•Spring washer				1170
13	1	1	–	1	235983-4	•Kontrollsystem	•Valve bodies				1180
	–	–	1	–	235970-1	•Kontrollsystem	•Valve bodies				1190
	–	–	–	–		••Det se sida 96, 2-J01	••Comps page 96, 2-J01				1200
14	1	1	1	1	940117-5	•Skruv	•Screw			L 31,75	1210
15	1	1	1	1	955920-4	•Fjäderbricka	•Spring washer				1220
16	2	2	2	2	955516-0	•Skruv	•Screw			L 50,8	1230
17	2	2	2	2	955920-4	•Fjäderbricka	•Spring washer				1240
18	1	1	1	1	235705-1	•Inloppsrör, främre pump	•Tube, front pump				1250
19	1	1	1	1	235527-9	•O–ring	•O–ring	S			1260
20	1	1	1	1	235704-4	•Utloppsrör, främre pump	•Tube, front pump				1270
21	1	1	1	1	235706-9	•Inloppsrör, konverter	•Tube, converter				12[illegible]
22	1	1	1	1	235848-9	•Utloppsrör, konverter	•Tube, converter				12[illegible]
23	1	1	1	1	235701-0	•Rör, främre servo	•Tube, front servo				1300
24	–	1	1	–	235702-8	•Rör, främre servo	•Tube, front servo				1310
	1	–	–	1	235853-9	•Rör, främre servo	•Tube, front servo				1320
25	1	1	1	1	235703-6	•Rör, bakre koppling	•Tube, rear clutch				1330
26	1	1	1	1	235707-7	•Rör, bakre servo	•Tube, rear servo				13[illegible]
27	1	1	1	1	235985-9	•Reglagewire	•Cable				1[illegible]
27a	1	1	1	1	1220513-4	••Kabelstopp	••Cable stop				1355
28	1	1	1	1	235812-5	•Packning	•Packing				1360
29	1	1	1	1		•Kam	•Cam			SE SIDA 96, 2-J01	1370
30	1	1	1	1	1220558-9	•Startspärr och back–ljuskontakt,6–stift	•Inhibitor and back–lamp switch,6–pin		8	ERS AV 1220509–2.	1380 1390
	1	1	1	1	1220509-2	•Startspärr–och back–ljuskontakt,4–stift	•Inhibitor–and back–lamp switch, 4–pin				1392 1393
31	1	1	1	1	941442-6	••Mutter	••Nut			TID UTF	1400
31a	1	1	1	1	235812-5	•Packning	•Packing			SEN UTF	1405
32	1	1	1	1	235907-3	•Axel	•Shaft				1410
33	1	1	1	1	235979-2	•Hävarm	•Lever				1420
34	1	1	1	1	235845-5	•Pinne	•Pin				1430
35	1	1	1	1	235927-1	•Låspinne	•Lock pin				1440
36	1	1	1	1	235928-9	•Låsring	•Snap ring				1450
37	1	1	1	1	235783-8	•Hattplugg	•Plug				1460
38	1	1	1	1		•Tätningsring	•Seal ring			SE SIDA 86, 2-I15	1470
39	1	1	1	1	60309-2	•Kula	•Ball				1480
40	1	1	1	1	235714-3	•Fjäder	•Spring				1490

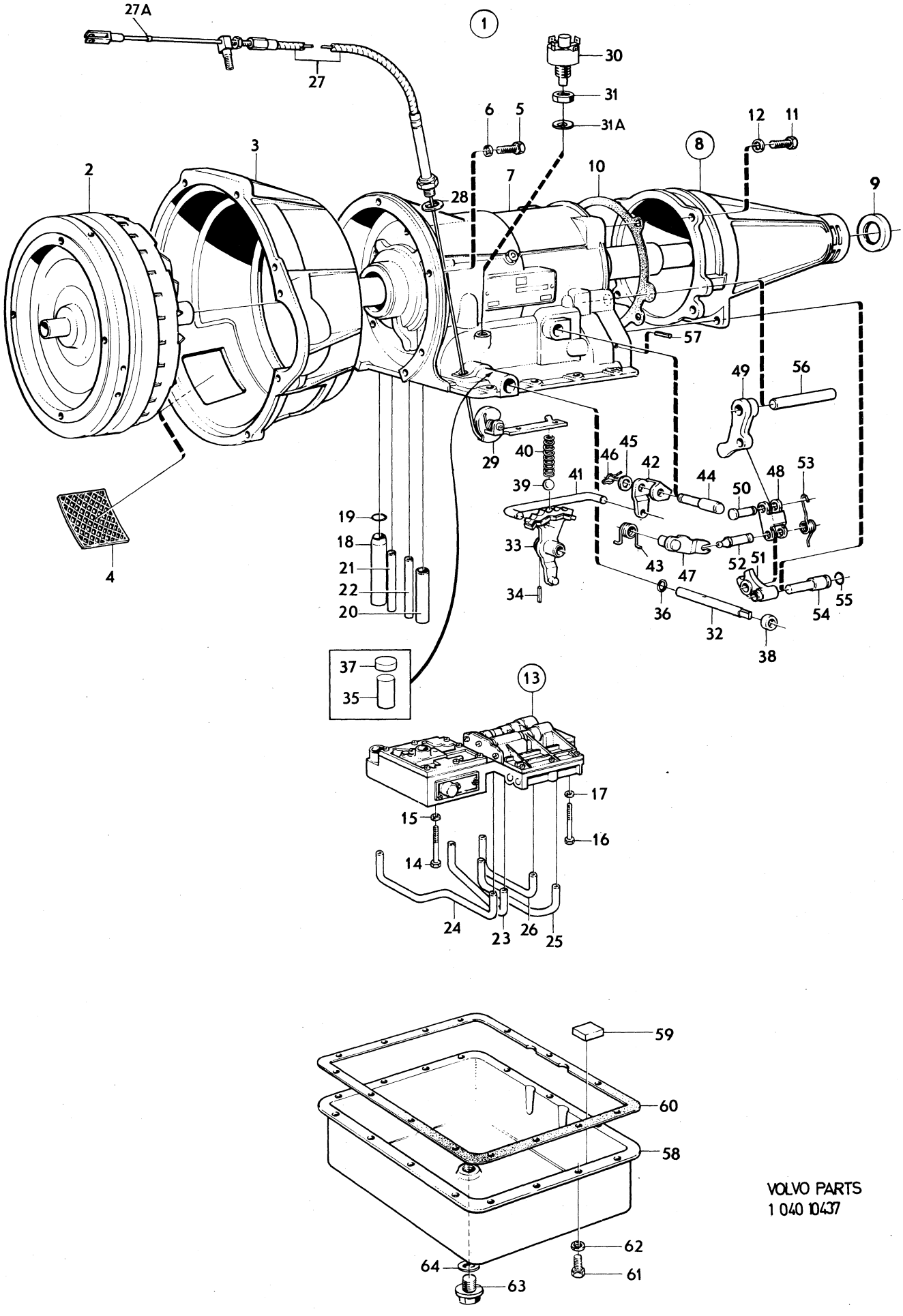

VOLVO PARTS
1 040 10437

Sida Page	Grupp Group	Växellåda	Gearbox	Illustration	0950
80	4	BW35, GV	BW35, GV	10437 1979–11	

Pos. Fig.	Antal/Quantity 254 677	254 679	254 680	254 708	Artikel nr Part No	Benämning	Description	Sats Kit	B P S R	Anmärkning Notes	
41	1	1	1	1	235972-7	•Dragstång	•Linkage rod				1500
42	1	1	1	1	235826-5	•Hävarm	•Torsion lever				1510
43	1	1	1	1	235652-5	•Fjäder	•Toggle lever spring				1520
44	1	1	1	1		•Lagertapp	•Pivot pin			SE SIDA 86, 2-I15	1530
45	1	1	1	1	41561-2	•Bricka	•Washer				1540
46	1	1	1	1	235654-1	•Låsfjäder	•Retaining spring				1550
47	1	1	1	1	235651-7	•Hävarm	•Toggle lift lever				1560
48	1	1	1	1	235641-8	•Hänke	•Toggle link				1570
49	1	1	1	1	235640-0	•Hävarm	•Pawl				1580
50	1	1	1	1	235642-6	•Tapp	•Pin				1590
51	1	1	1	1	235643-4	•Hävarm	•Toggle lever				0
52	1	1	1	1	235792-9	•Tapp	•Pin				2010
53	1	1	1	1	235793-7	•Fjäder	•Release spring				2020
54	1	1	1	1	235648-3	•Lagertapp	•Toggle pin				2030
55	1	1	1	1	235649-1	•O–ring	•O–ring	S			2040
56	1	1	1	1	235650-9	•Pinne	•Anchora pin				2050
57	1	1	1	1	951956-2	•Låspinne	•Slotted spring pin				0
58	1	1	1	1	235857-0	•Oljesump	•Oilpan				2070
59	1	1	1	1	235739-0	•Magnet	•Magnet				2080
60	1	1	1	1		•Packning	•Gasket	S			2090
61	15	15	15	15	955523-6	•Skruv	•Screw				2100
62	15	15	15	15	955921-2	•Fjäderbricka	•Spring washer				2110
63	1	1	1	1	235859-6	•Avtappningspropp	•Drain plug				2120
64	1	1	1	1	235858-8	•Packning	•Packing				2130
	1	1	1	1	276501-4	Gummi– och tätnings–	Rubber– and seal ring				2140
	–	–	–	–		Ringsats	Kit				2150
	1	1	1	1	273221-2	Packningssats	Gasket kit				2160

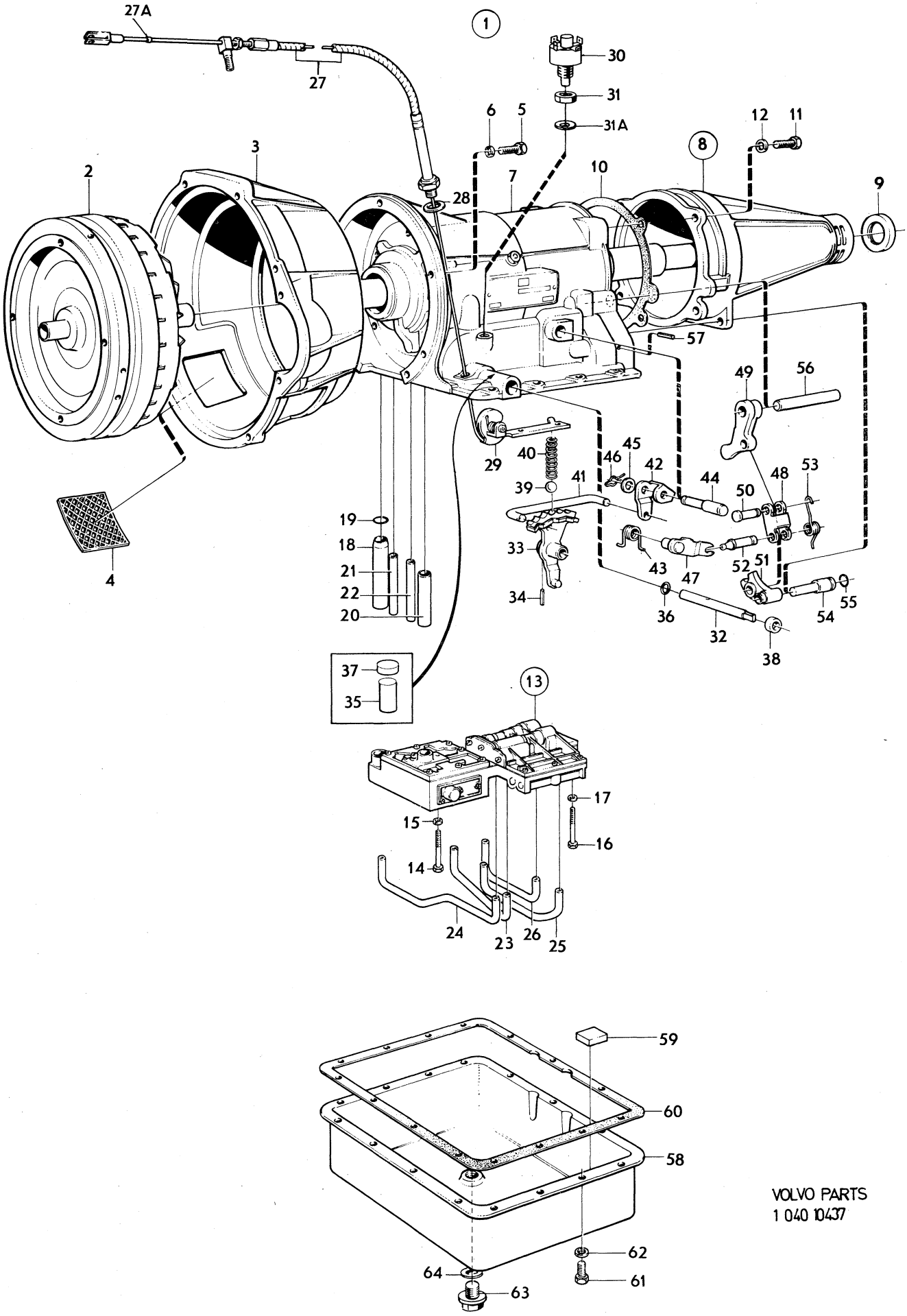

VOLVO PARTS
1 040 10437

Sida Page	Grupp Group	Växellåda, BW35	Gearbox, BW35	Illustration	1000
		SPEC UTF	SPECIAL MODEL	10304	
82	4	S1700–S1707, S1709–S1711	S1700–S1707, S1709–S1711	1979–11	

Pos. Fig.	Antal/Quantity				Artikel nr Part No	Benämning	Description	Sats Kit	BPSR	Anmärkning Notes	
1	1	–	–	–	254751-1	Växellåda	Gearbox		8	ERS AV 1ST 1208023–0, 2ST 235851–3, 1ST 381106–4, 1ST 235985–9.	1010 1011 1012 1013
x 2	1	–	–	–	1220601-7	•Momentomvandlare	•Converter			(235503)	1020
3	1	–	–	–	235736-6	•Momentomvandlarkåpa	•Converter housing				1030
4	2	–	–	–	235814-1	•Skyddsnät	•Stone guard				1040
5	6	–	–	–	940135-7	•Skruv	•Screw				1050
6	6	–	–	–	955921-2	•Fjäderbricka	•Spring washer				1060
7	1	–	–	–		•Hus med planetväxel	•Planet cover			SE SIDA 86, 2-I15	1070
8	1	–	–	–	235922-2	•Bakre gavel	•Extension housing				1080
9	1	–	–	–	235728-3	••Tätningsring	••Oil seal	S			1090
10	1	–	–	–		•Packning	•Gasket	S			1100
11	4	–	–	–	235918-0	•Skruv	•Screw	S			1110
12	4	–	–	–	940110-0	•Fjäderbricka	•Spring washer				1120
13	1	–	–	–	1220539-9	•Kontrollsystem	•Valve bodies				1130
–	–	–	–	–		••Det se sida 100, 2-J05	••Comps page 100, 2-J05				1140
14	1	–	–	–	940117-5	•Skruv	•Screw			L 31,75	1150
15	1	–	–	–	955920-4	•Fjäderbricka	•Spring washer				1160
16	2	–	–	–	955516-0	•Skruv	•Screw			L 50,8	1170
17	2	–	–	–	955920-4	•Fjäderbricka	•Spring washer				1180
18	1	–	–	–	235705-1	•Inloppsrör,främre pump	•Tube,front pump				1190
19	1	–	–	–	235527-9	•O–ring	•O–ring	S			1200
20	1	–	–	–	235704-4	•Utloppsrör,främre pump	•Tube,front pump				1210
21	1	–	–	–	235706-9	•Inloppsrör,konverter	•Tube,converter				1220
22	1	–	–	–	235848-9	•Utloppsrör,konverter	•Tube,converter				1230
23	1	–	–	–	1220544-9	•Rör,främre servo	•Tube,front servo				1240
24	1	–	–	–	1220545-6	•Rör,främre servo	•Tube,front servo				1250
25	1	–	–	–	1220546-4	•Rör,bakre koppling	•Tube,rear clutch				1260
26	1	–	–	–	235707-7	•Rör,bakre servo	•Tube,rear servo				1270
27	1	–	–	–	235985-9	•Reglagewire	•Cable				1280
28	1	–	–	–	1220513-4	••Kabelstopp	••Cable stop				1285
29	1	–	–	–	235812-5	•Packning	•Packing				1290
30	1	–	–	–		•Kam	•Cam			SE SIDA 100, 2-J05	1300
31	1	–	–	–	1220509-2	•Startspärr och back–ljuskontakt	•Inhibitor–and back–lamp switch				1310 1320
32	1	–	–	–	235812-5	•Packning	•Packing				1330
33	1	–	–	–	235907-3	•Axel	•Shaft				1340
34	1	–	–	–	235979-2	•Hävarm	•Lever				1350
35	1	–	–	–	235845-5	•Pinne	•Pin				1360
36	1	–	–	–	235927-1	•Låspinne	•Lock pin				1370
37	1	–	–	–	235928-9	•Låsring	•Snap ring				1380
38	1	–	–	–	235783-8	•Hattplugg	•Plug				1390
39	1	–	–	–		•Tätningsring	•Seal ring			SE SIDA 86, 2-I15	1400
40	1	–	–	–	60309-2	•Kula	•Ball				1410
41	1	–	–	–	235714-3	•Fjäder	•Spring				1420
42	1	–	–	–	1220538-1	•Dragstång	•Linkage rod		8		1430
43	1	–	–	–	1220537-3	•Fjäder	•Toggle lever spring				1440
44	1	–	–	–		•Lagertapp	•Pivot pin			SE SIDA 86, 2-I15	1450
45	1	–	–	–	41561-2	•Bricka	•Washer				1460
46	1	–	–	–	235654-1	•Låsfjäder	•Retaining spring				1470
47	1	–	–	–	1220536-5	•Hävarm	•Toggle lift lever				1480
48	1	–	–	–	235641-8	•Hänke	•Toggle link				1490
49	1	–	–	–	235640-0	•Hävarm	•Fawl				1500
50	1	–	–	–	235642-6	•Tapp	•Pin				1510
51	1	–	–	–	235643-4	•Hävarm	•Toggle lever				1520
52	1	–	–	–	235792-9	•Tapp	•Pin				1530
53	1	–	–	–	235793-7	•Fjäder	•Release spring				1540
54	1	–	–	–	235648-3	•Lagertapp	•Toggle pin				1550
55	1	–	–	–	235649-1	•O–ring	•O–ring	S			2010
56	1	–	–	–	235650-9	•Pinne	•Anchor–pin				2020
57	1	–	–	–	951956-2	•Låspinne	•Slotted spring pin				2030
58	1	–	–	–	235857-0	•Oljesump	•Oil pan				2040

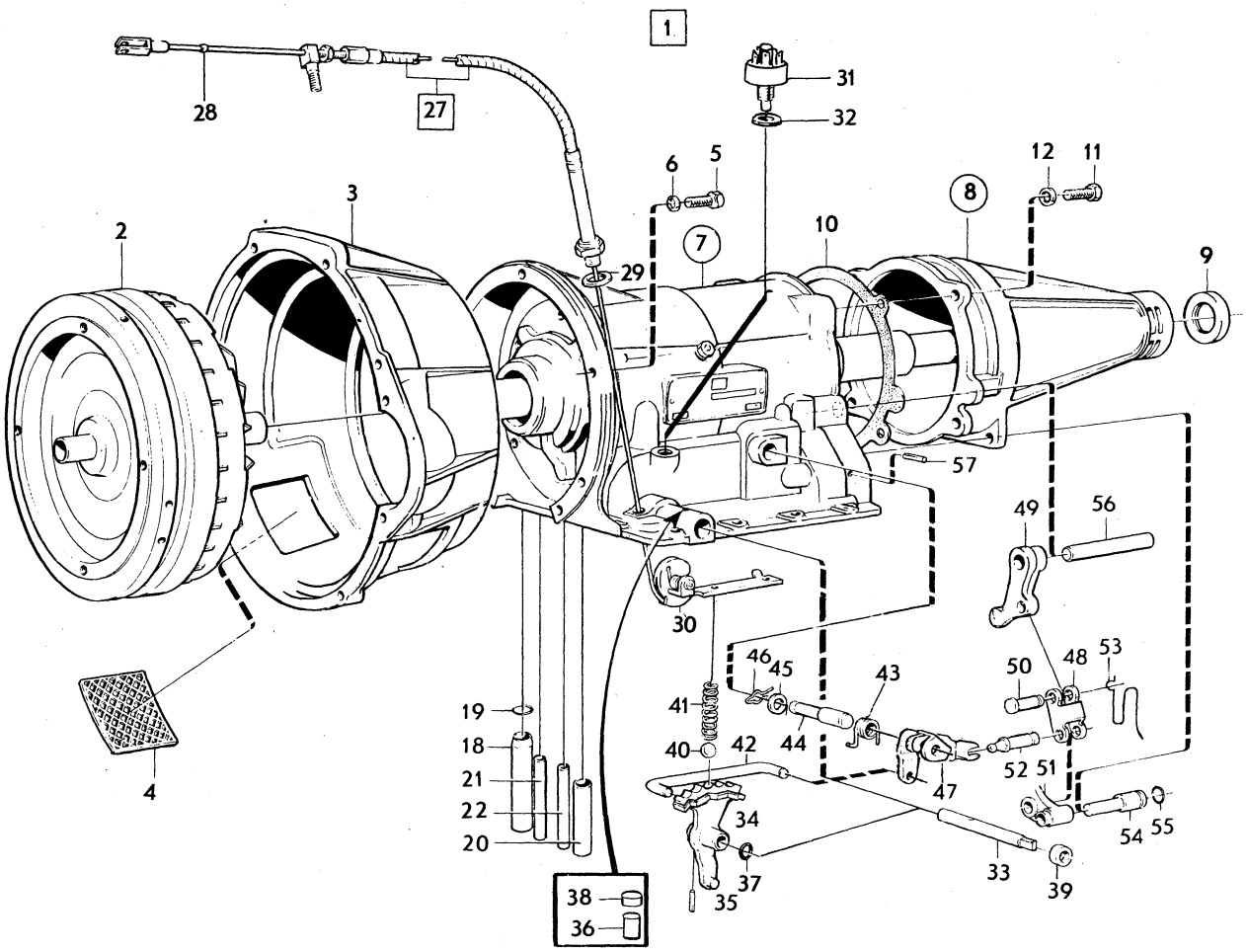

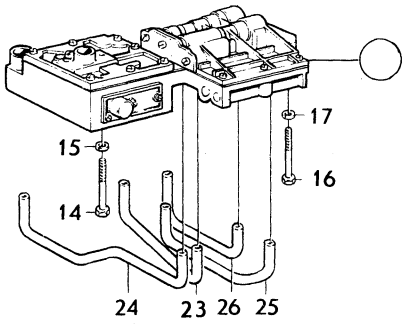

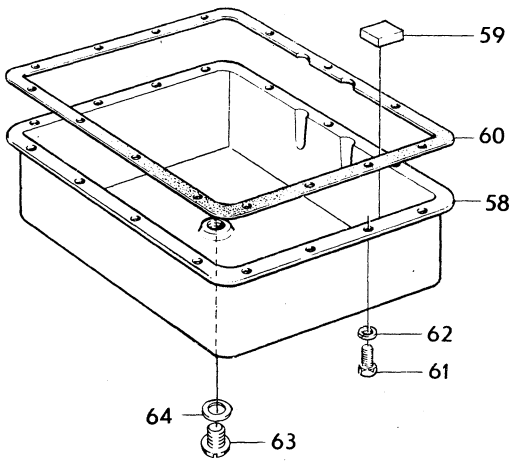

VOLVO PARTS
1 040 10304

Sida Page	Grupp Group	Växellåda, BW35 SPEC UTF	Gearbox, BW35 SPECIAL MODEL	Illustration	1000
84	4	S1700–S1707, S1709–S1711	S1700–S1707, S1709–S1711	1979–11	

Pos. Fig.	Antal/Quantity				Artikel nr Part No	Benämning	Description	Sats Kit	B P S R	Anmärkning Notes	
59	2	–	–	–	235739-0	•Magnet	•Magnet				2050
60	1	–	–	–		•Packning	•Gasket	S			2060
61	15	–	–	–	955523-6	•Skruv	•Screw				2070
62	15	–	–	–	955921-2	•Fjäderbricka	•Spring washer				2080
63	1	–	–	–	235859-6	•Avtappningspropp	•Drain plug				2090
64	1	–	–	–	235858-8	•Packning	•Packing				2100
	1	–	–	–	276501-4	Gummi–och tätnings–ringsats	Rubber–and seal ring kit				2110 2120
	1	–	–	–	273221-2	Packningssats	Gasket kit				2130

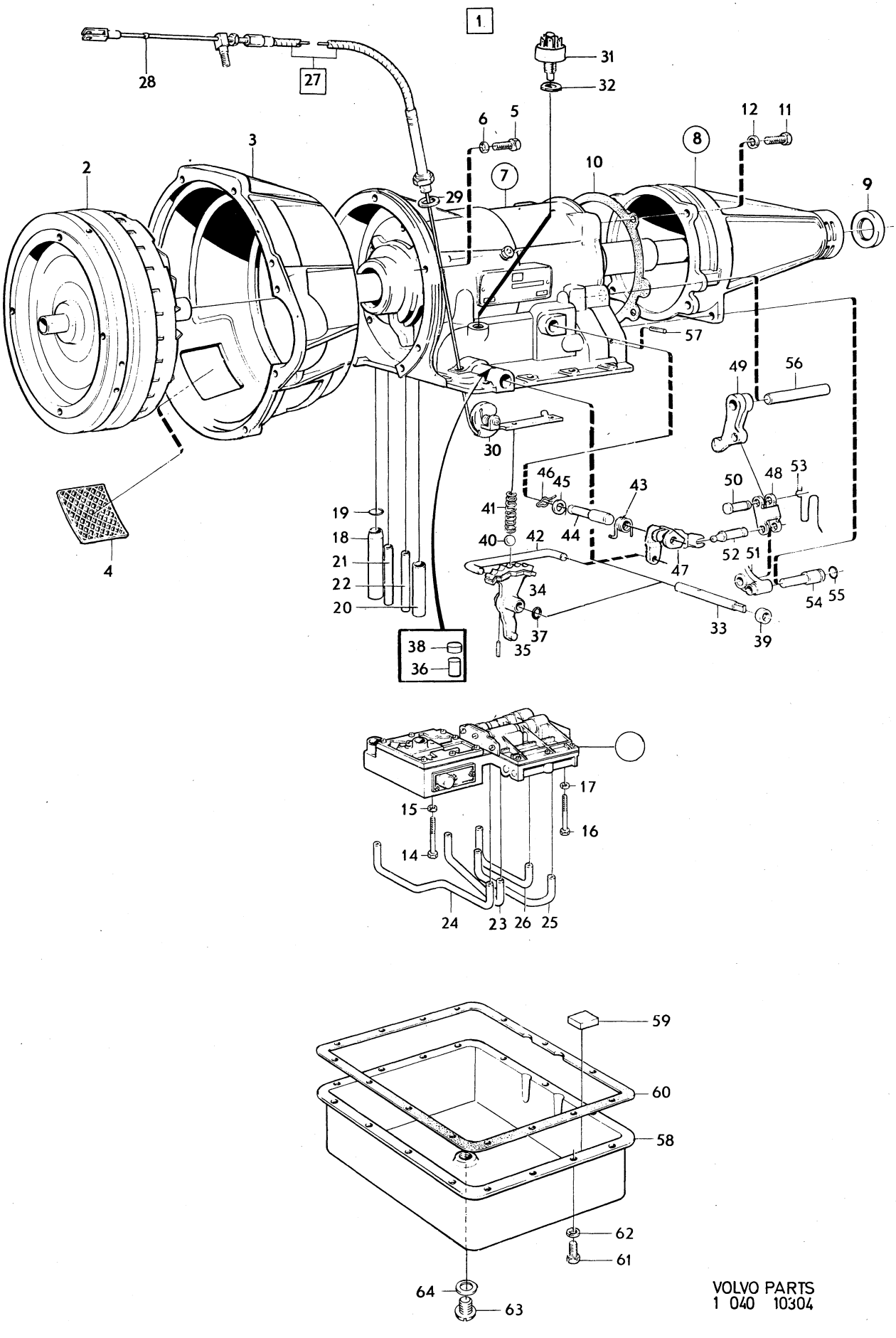

VOLVO PARTS
1 040 10304

Sida Page	Grupp Group	Växellåda, BW35 Hus med planetväxel	Gearbox, BW35 Planet cover	Illustration	1050
86	4			10838 1979–11	

Pos. Fig.	Antal/Quantity 235 742	235 816	273 217	273 267	Artikel nr Part No	Benämning	Description	Sats Kit	BPSR	Anmärkning Notes	
1	1	–	–	–	235742-4	Hus	Housing		8	VXL 254525	1010
										ERS AV 1 ST 235816–6	1020
	–	1	–	–	235816-6	Hus	Housing			VXL 254586	1030
	–	–	1	–	273217-0	Hus	Housing			VXL 254634, 254635	1040
										254659	1050
	–	–	–	1	273267-5	Hus	Housing			VXL 254677,254679,254680	1060
										254708,254751	1061
	–	–	–	–						254680, 254708	1070
2	1	1	1	1		•Lagertapp	•Stop shaft		8		1080
3	1	1	1	1		•Anliggningstapp	•Contact pin		8		1090
4	2	2	2	2	235511-3	•Tätningsring	•Seal ring	S			1100
5	–	1	–	–	235851-3	•Anslutning	•Connector				
6	–	1	2	2	235851-3	•Anslutning	•Connector				1120
7	–	1	–	–	235850-5	•Rör	•Jumper pipe				1130
8	1	1	1	1	16324-6	•Propp	•Plug				1140
9	1	1	1	–	276507-1	Oljepump, bakre	Oil pump, rear				1150
10	1	1	1	–	235602-0	•Plåt	•Plate				1160
11	1	1	1	–	235605-3	•Medbringartapp	•Pin	S			1
11a	–	–	–	1	235952-9	Fläns	Flange				1180
12	5	5	5	5	941458-2	Skruv	Screw				1190
13	5	5	5	5	955920-4	Fjäderbricka	Spring washer				1200
14	1	1	–	–	235789-5	Utgående axel	Driven shaft				1210
	–	–	1	1	235920-6	Utgående axel	Driven shaft				1220
15	1	1	1	1	235611-1	Kugghjul	Gear				1230
16	1	1	1	1	235612-9	Låsring	Snap ring			TJ 1.4 MM	1240
17	3	3	3	3	235617-8	Oljering	Oil ring	S			1250
18	1	1	1	1	235616-0	Bricka	Washer	S			1260
19	1	1	–	–	1220549-8	Regulator	Governor			(235717) VXL 254525,	1270
										254586.	1271
	–	–	1	–	1220549-8	Regulator	Governor			(235717) VXL 254634.	1273
	–	–	–	1	1220549-8	Regulator	Governor			(235717) VXL 254680	1275
										NR 327. –2697.	1276
	–	–	1	–	1220561-3	Regulator	Governor			(235909) VXL 254635.	1277
	–	–	–	1	1220561-3	Regulator	Governor			(235909) VXL 254679	1280
										NR 325. –2141.	1281
	–	–	1	–	1220559-7	Regulator	Governor			(235910) VXL 254659.	1285
	–	–	–	1	1220559-7	Regulator	Governor			(235910) VXL 254677	1290
										NR 321. –3721.	1291
										VXL 254708 NR 351.–3562	1
										ERS AV 1 ST 1220559–7	1295
19a	–	–	–	1	1220549-8	Regulator	Governor			VXL 254680 NR 327.2698–	1300
										VXL 254751	1302
	–	–	–	1	1220561-3	Regulator	Governor			VXL 254679 NR 325.2142–	1305
	–	–	1	1	1220559-7	Regulator	Governor			VXL 254677 NR 321.3722–	1310
										VXL 254708 NR 351.3563–	1
20	1	1	–	1	235721-8	•Fjäder	•Spring			VXL 254525,254586,	1
										254634,254680,254751	1330
	–	–	1	1	235951-1	•Fjäder	•Spring			VXL 254635,254679	1335
	–	–	1	1	235916-4	•Fjäder	•Spring		8	VXL 254659,	1340
										VXL 254677 NR 321	1341
										–3721.VXL 254708	1350
										NR 351. –3562	1360
20a	–	–	–	1	1220556-3	•Fjäder	•Spring			VXL 254677 NR 321.3722–.	1370
										VXL 254708 NR 351.3563–.	1380
21	1	1	1	1		•Hållare	•Retainer				1390
22	2	2	2	2	235724-2	•Skruv	•Screw				1395
23	2	2	2	2	941459-0	•Skruv	•Screw				1400
24	2	2	2	2	955920-4	•Fjäderbricka	•Spring washer				1410
25	–	–	–	1	235996-6	•Spårryttare	•E–ring				1420
25a	–	–	–	1	1220551-4	•Fjäderbricka	•Spring washer				1430
25b	–	–	–	1		•Propp	•Plug		8		1440
26	1	1	1	1	941379-0	Låsring	Circlip				1450
27	1	1	–	–	235726-7	Hastighetsmätardrev	Speedometer gear			VXL 254525, 254586	2010

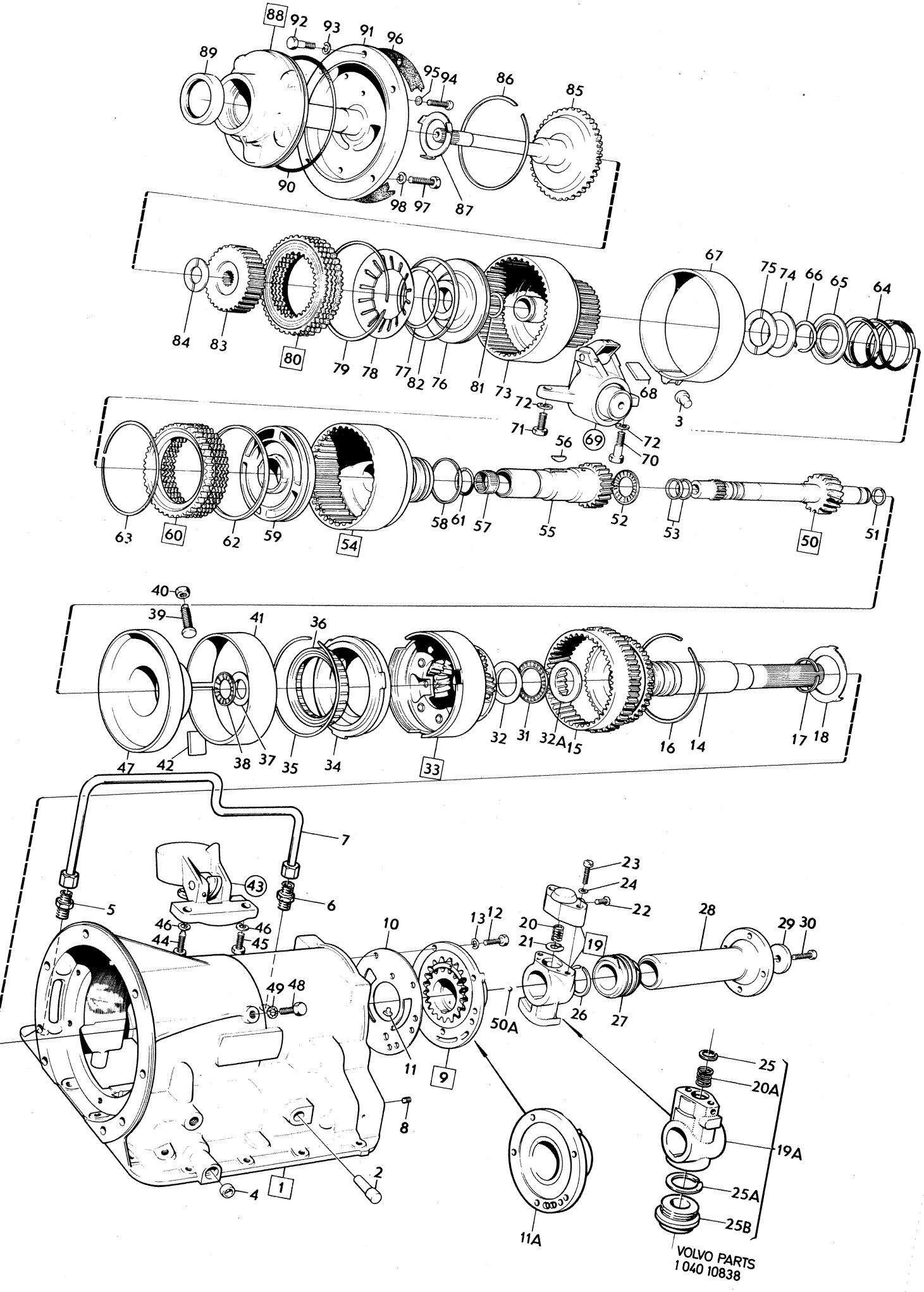

VOLVO PARTS
1 040 10838

Sida Page	Grupp Group	Växellåda, BW35 / Hus med planetväxel	Gearbox, BW35 / Planet cover	Illustration
88	4			10838 1979–11

Pos. Fig.	Antal/Quantity 235 742	235 816	273 217	273 267	Artikel nr Part No	Benämning	Description	Sats Kit	B P S R	Anmärkning Notes	
	–	–	1	1	381106-4	Hastighetsmätardrev	Speedometer gear			VXL 254634, 254635,	2020
										254659, 254677, 254679,	2030
										254680,254708,254751.	2040
28	1	1	–	–	235730-9	Medbringare	Companion flange			VXL 254525, 254586	2050
	–	–	1	1	235877-8	Medbringare	Companion flange			VXL 254634,254635,254679	2060
										254680,254708,254698	2070
	–	–	1	1	235876-0	Medbringare	Companion flange			VXL 254659,254677,254751	2080
29	1	1	1	1	190772-4	Bricka	Washer				2090
30	1	1	1	1	235787-9	Skruv	Screw				2100
31	1	–	–	–	181542-2	Nållagerskiva	Needle thrust bearing	S			2110
32	1	–	–	–	235615-2	Tryckbricka	Thrust washer			ERS AV 1 ST 235871–1	2120
	–	–	–	1	1220547-2	Tryckbricka	Thrust washer			VXL 254751	2125
32a	–	1	1	1	235871-1	Nållager	Needle thrust bearing				2130
33	1	1	1	1	235989-1	Planetväxel	Planetary gear		8	EXCL VXL 254751	2140
										ERS AV 1ST 1220543–1,	2141
										1ST 1220565–4,	2142
										1ST 1220519–1.	2143
	–	–	–	1	1220529-0	Planetväxel	Planetary gear			VXL 254751	2145
	1	1	1	1	1220510-0	•Frihjulsring	•Race			(235595)	2150
	1	1	1	1	1220512-6	•Låsring	•Snap ring			(235542)	2160
36	1	1	1	1	235599-8	Frihjul	One–way clutch				2170
37	1	1	1	1	235752-3	Tryckbricka	Thrust washer	S			2180
38	1	1	1	1	181543-0	Nållagerskiva	Needle thrust bearing	S			2190
39	1	1	1	1	235740-8	Justerskruv	Adjuster screw				2200
40	1	1	1	1	235741-6	Mutter	Nut				2210
41	1	1	1	1	235657-4	Bromsband	Brake band				2220
42	1	1	1	1	235658-2	Trycklänk	Strut				2230
43	1	1	1	1	235744-0	Manövercylinder bakre	Rear servo				2240
	–	–	–	–		•Det se sida 94, 2-I23	•Comps page 94, 2-I23				2250
44	1	1	1	1	235639-2	Skruv	Screw				2260
45	1	1	1	1	940162-1	Skruv	Screw				2270
46	1	1	1	1	940109-2	Fjäderbricka	Spring washer				2280
47	1	1	1	1	235578-2	Stödlager	Centre bearing				2290
48	2	2	2	2	235581-6	Skruv	Screw				2300
49	2	2	2	2	191555-2	Låsbricka	Lock washer				2310
50	1	–	–	–	235571-7	Solhjulsaxel	Forward sun gear		8	VXL 254525 –3EN 21928	2320
										ERS AV 1 ST 235861–2	2330
	1	–	–	–	235861-2	Axel	Forward sun gear			VXL 254525 3EN 21929–	2340
	–	1	1	1	235861-2	Axel	Forward sun gear			EXCL VXL 254751	2345
	–	–	–	1	1220527-4	Axel	Forward sun gear			VXL 254751	2355
50a	–	–	–	1		•Kula	•Ball		8		2357
51	1	1	1	1	235576-6	•Oljering	•Oil ring	S			2360
52	1	1	1	1	181543-0	Nållagerskiva	Needle thrust bearing	S			2370
53	2	2	2	2	235577-4	Oljering	Oil ring	S			2380
54	1	1	1	1	235968-5	Kopplingshus	Front drum			(235553) EXCL VXL 254751	2395
	–	–	–	1	235968-5	Kopplingshus	Front drum				2400
	–	–	–	1	1220524-1	Kopplingshus	Front drum			VXL 254751	2405
55	1	1	1	1		•Kugghjul	•Reverse sun gear		8		2410
56	1	1	1	1		•Woodruffkil	•Woodruff key		8		2420
57	1	1	1	1		•Nållager	•Needle bearing		8		2430
58	3	3	3	3	235568-3	Oljering	Oil ring	S			2440
59	1	1	1	1	235948-7	Kolv	Piston			(235558)	2450
x 60	1	1	1	–	273298-0	Lamellsats	Disc kit			(276506)	2460
	–	–	–	1	273269-1	Lamellsats	Disk kit				2470
61	1	1	1	–	235557-6	•O–ring	•O–ring	S			2480
62	1	1	1	–	235561-8	•Kolvring	•Piston ring	S			2490
63	1	1	1	1	235542-8	Låsring	Snap ring				2500
64	1	1	1	1	235566-7	Fjäder	Spring				2510
65	1	1	1	1	235567-5	Fjädersäte	Spring seat				2520
66	1	1	1	1	941379-0	Låsring	Snapring				2530
x 67	1	1	1	–	1220610-8	Bromsband	Brake band			(235657)	2540
	–	–	–	1	235955-2	Bromsband	Brake band				2550
68	1	1	1	1	235658-2	Trycklänk	Strut				2560

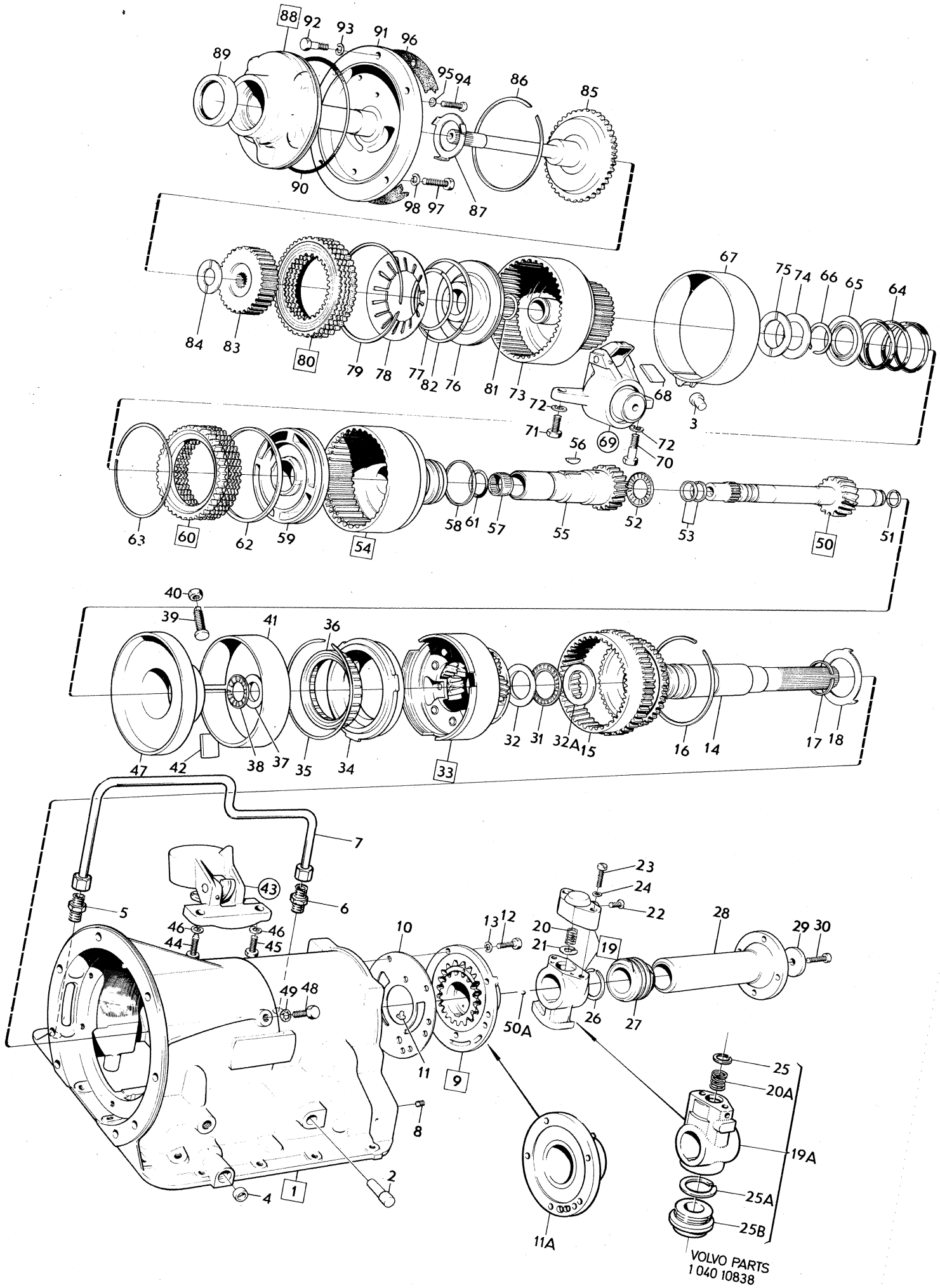

VOLVO PARTS
1 040 10838

Sida / Page	Grupp / Group	Växellåda, BW35 / Hus med planetväxel	Gearbox, BW35 / Planet cover	Illustration / 10838 / 1979–11	1050
90	4				

Pos. Fig.	Antal/Quantity 235 742	235 816	273 217	273 267	Artikel nr Part No	Benämning	Description	Sats Kit	B P S R	Anmärkning Notes	
69	1	–	–	–	235786-1	Manövercylinder, främre ...	Front servo ...		8	ERS AV 1ST 235889–3.	3010
	–	1	–	–	235786-1	Manövercylinder, främre ...	Front servo ...		8	VXL 254586 –7EN 43328	3020
										ERS AV 1 ST 235889–3	3030
	–	1	–	–	235889-3	Manövercylinder, främre ...	Front servo ...			VXL 254586 7EN 43329–	3040
	–	–	1	1	235889-3	Manövercylinder, främre ...	Front servo ...			VXL 254634, 254635	3050
										254679, 254680.	3060
	–	–	1	1	235942-0	Manövercylinder, främre ...	Front servo ...			VXL 254659,254677,254708	3070
	–	–	–	–		•Det se sida 92, 2-I21 ...	•Comps page 92, 2-I21 ...				3080
70	1	1	1	1	941381-6	Skruv ...	Screw ...		8	5/16 UNC – 35	3090
71	1	1	1	1	955525-1	Skruv ...	Screw ...				3100
72	2	2	2	2	955921-2	Fjäderbricka ...	Spring washer ...				
73	1	1	1	1	235537-8	Kopplingshus ...	Front clutch cylinder ...				3120
74	1	1	1	1	235569-1	Tryckbricka ...	Thrust washer ...	S	8		3130
75	1	1	1	1	1220560-5	Tryckbricka ...	Thrust washer ...	S		(235570)	3140
										EXCL VXL 254751.	3141
	–	–	–	1	1220560-5	Tryckbricka ...	Thrust washer ...			VXL 254751	3145
76	1	1	1	1	235945-3	Kolv ...	Piston ...			(235534)	
77	1	1	1	1	235540-2	Ring ...	Ring ...				
78	1	1	1	1		Plattfjäder ...	Spring ...	S			3180
79	1	1	1	1		Låsring ...	Snap ring ...	S			3190
80	1	1	1	1	276505-5	Lamellsats ...	Disc kit ...			EXCL VXL 254751	3200
	–	–	–	1	273121-4	Lamellsats ...	Disc kit ...			VXL 254751	3205
81	1	1	1	1	235538-6	•O–ring ...	•O–ring ...	S			3210
82	1	1	1	1	235539-4	•Kolvring ...	•Piston ring ...	S			3220
83	1	1	1	1	235546-9	Nav ...	Hub ...				3230
84	1	1	1	1	235547-7	Tryckbricka ...	Thrust washer ...	S			3240
85	1	1	1	1	1220520-9	Axel ...	Input shaft ...			(235548)	3250
										EXCL VXL 254751.	3251
	–	–	–	1	1220520-9	Axel ...	Input shaft ...			VXL 254751	3255
86	1	1	1	1	235542-8	Låsring ...	Snap ring ...				3260
87	1	1	1	1		Tryckbricka, alt ...	Thrust washer, alt ...				3270
	–	–	–	–	235529-5	•Tj 0,062 tum ...	•Th 0.062 in ...	S			3280
	–	–	–	–	235530-3	•Tj 0,079 tum ...	•Th 0.079 in ...	S			3290
88	1	1	1	1	235513-9	Oljepump, främre ...	Front pump ...				3300
89	1	1	1	1	235517-0	•Tätningsring ...	•Seal ring ...	S			3310
90	1	1	1	1	235522-0	•O–ring ...	•O–ring ...	S			3320
91	1	1	1	1		•Hus ...	•Housing ...		8		3330
92	5	5	5	–	940135-7	•Skruv ...	•Screw ...				
	–	–	–	5	955524-4	•Skruv ...	•Screw ...				
93	5	5	5	5	955921-2	•Fjäderbricka ...	•Spring washer ...				3360
95	1	1	1	1	955918-8	•Fjäderbricka ...	•Spring washer ...				3380
96	1	1	1	1		Packning ...	Gasket ...	S			3390
97	6	6	6	6	940135-7	Skruv ...	Screw ...				3400
98	6	6	6	6	955921-2	Fjäderbricka ...	Spring washer ...				
	1	1	1	1	276501-4	Gummi– och tätnings– ...	Rubber– and seal ring ...				
	–	–	–	–		Ringsats ...	Kit ...				3430
	1	1	–	–	276502-2	Packningssats ...	Gasket kit ...				3440
	–	–	1	1	273221-2	Packningssats ...	Gasket kit ...				3450
	1	1	1	1	273268-3	Oljeringsats ...	Oil ring kit ...			(276503)	3470
	1	1	1	1	276504-8	Tryckbricksats ...	Thrust washer kit ...				3480
	1	1	–	–	276508-9	Regulatorsats ...	Governor kit ...				3490
	–	–	1	1	276508-9	Regulatorsats ...	Governor kit ...			VXL 254634	3500
										VXL 254680 NR 327.–2697	3510
	–	–	1	1	1220559-7	Regulatorsats ...	Governor kit ...			(273220) VXL 254659.	3520
										VXL 254677,	3525
										NR 321. –3721.	3530
	–	–	–	–						VXL 254708 NR 351.–3562	3535
x	1	1	1	1	273432-5	Plattfjäder – och	Spring – and snap ...			(273203)	3540
						låsringssats	kit				3550
	–	–	–	–		Låsringssats ...	Ring kit ...				3560

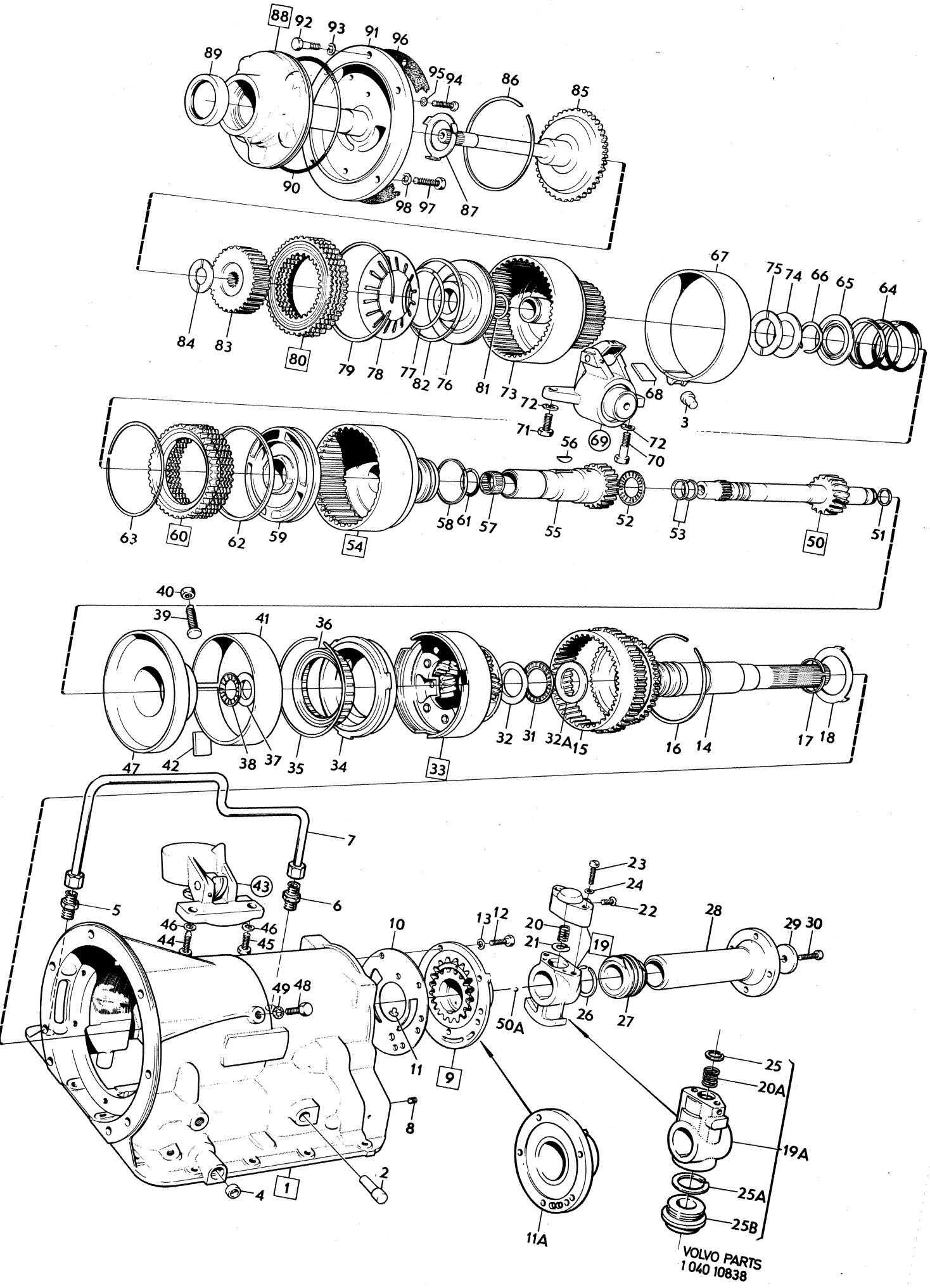

VOLVO PARTS
1 040 10838

Sida Page	Grupp Group	Växellåda, BW35	Gearbox, BW35	Illustration	1100
		Hus med planetväxel	Planet cover	8440	
92	4	Manövercylinder, främre	Front servo	1979–11	

Pos. Fig.	Antal/Quantity 235 786	235 889	235 942		Artikel nr Part No	Benämning	Description	Sats Kit	BPSR	Anmärkning Notes	
1	1	–	–	–	235786-1	Manövercylinder	Front servo		8	ERS AV 235889–3.	1010
	–	1	–	–	235889-3	Manövercylinder	Front servo				1020
	–	–	1	–	235942-0	Manövercylinder	Front servo				1030
2	–	–	–	–		•Hus	•Body		8		1040
3	1	1	–	–	235620-2	•Fjäder	•Spring				1050
	–	–	1	–	235940-4	•Fjäder	•Spring				1060
4	1	1	1	–	235555-0	•Kolv	•Piston				1070
5	1	1	1	–	235623-6	•O–ring	•O–ring	S			1080
6	1	1	1	–	235626-9	•O–ring	•O–ring	S			1090
7	1	–	–	–	235624-4	•Hylsa	•Sleeve		8	BW35–EN 25728	1100
										ERS AV 1 ST 235623–6,	
										1 ST 235825–7	1120
	–	1	1	–	235825-7	•Hylsa	•Sleeve				1130
8	1	1	1	–	235623-6	•O–ring	•O–ring	S			1140
9	1	1	1	–	941380-8	•Låsring	•Snap ring				1150
10	1	1	1	–	235627-7	•Hävarm	•Lever				1160
11	1	1	1	–	235754-9	•Axel	•Pivot pin				1170
12	1	–	–	–	235630-1	•Justerskruv	•Adjuster screw		8	ERS AV 235924–8	1180
	–	1	1	–	235924-8	•Justerskruv	•Adjuster screw				1190
13	1	–	–	–	955835-4	•Mutter	•Nut			(951744)	1200
14	–	1	1	–	235894-3	•Fjäder	•Spring				1210
15	–	1	1	–	235893-5	•Kam	•Spring retainer				1220
	1	1	1	–	276501-4	Gummi–och tätnings–	Rubber–and seal ring				1230
						ringsats	kit				1240

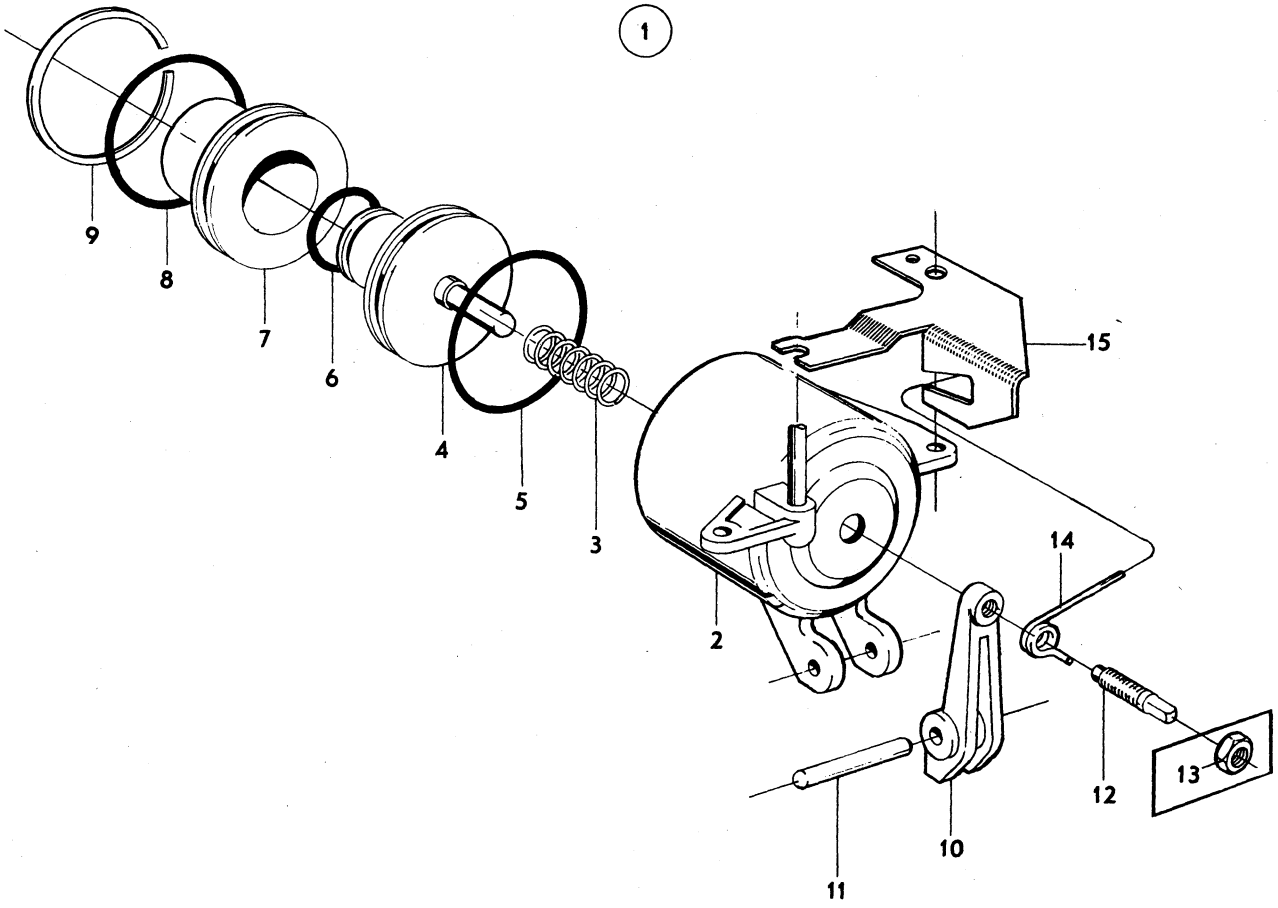

VOLVO
KA 8440

Sida Page	Grupp Group	Växellåda, BW35	Gearbox, BW35	Illustration	1150
		Hus med planetväxel	Planet cover	5787	
94	4	Manövercylinder,bakre	Rear servo	1979–11	

Pos. Fig.	Antal/Quantity				Artikel nr Part No	Benämning	Description	Sats Kit	B P S R	Anmärkning Notes	
1	1	–	–	–	235744-0	Manövercylinder	Rear servo				1010
2	1	–	–	–		•Hus	•Body		8		1020
3	1	–	–	–	235746-5	•Kolv	•Piston				1030
4	1	–	–	–	235634-3	•O–ring	•O–ring	S			1040
5	1	–	–	–	235638-4	•Hävarm	•Lever				1050
6	1	–	–	–	235747-3	•Axel	•Pivot pin				1060
7	1	–	–	–	235748-1	•Fjäder	•Spring				1070
	1	–	–	–	276501-4	Gummi– och tätnings–ringsats	Rubber and seal ring kit				1080 1090

1

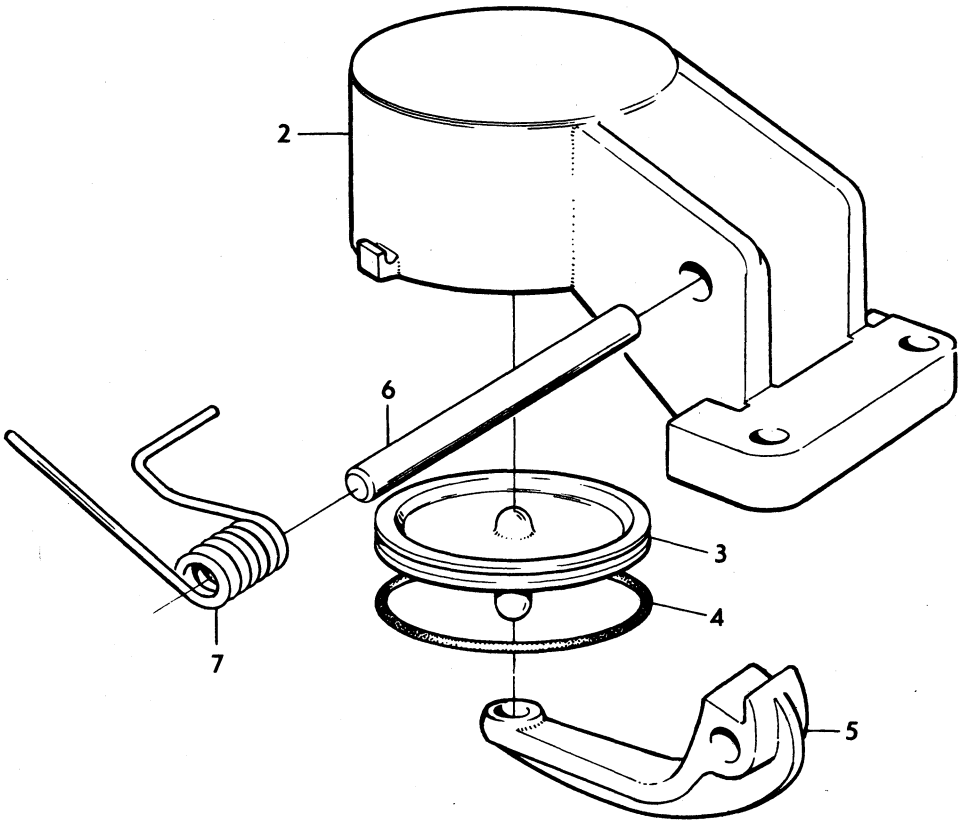

Sida Page	Grupp Group	Växellåda, BW35 Kontrollsystem	Gearbox, BW35 Valve bodies	Illustration 8445 1979–11	1200
96	4				

Pos. Fig.	Antal/Quantity 235 842	235 934	235 983	235 970	Artikel nr Part No	Benämning	Description	Sats Kit	B P S R	Anmärkning Notes	
1	1	–	–	–	235842-2	Kontrollsystem	Valve bodies			(235659), MÄRKT 88	1010
	–	1	–	–	235934-7	Kontrollsystem	Valve bodies			MÄRKT 146	1020
	–	–	1	–	235983-4	Kontrollsystem	Valve bodies				1030
	–	–	–	1	235970-1	Kontrollsystem	Valve bodies				1040
2	1	1	1	1		•Ventilhus	•Valve body		8		1050
3	1	1	1	1		•Primär–tryck–reglerventil	•Primary regulator valve		8		1060 1070
4	1	1	1	1		•Hylsa	•Sleeve		8		1080
5	1	–	–	1	235664-0	•Fjäder	•Spring	S			1090
	–	1	1	–	235855-4	•Fjäder	•Spring	S			1100
6	1	1	1	1		•Sekundär–tryck–reglerventil	•Secundary regulator valve		8		1110 1120
7	1	1	1	1	235666-5	•Fjäder	•Spring	S			1130
8	1	1	1	1		•Lock	•Plate		8		1140
9	3	3	3	3	950022-4	•Skruv	•Screw				1150
10	1	1	1	1		•Väljarslid	•Manual control valve		8		1160
11	1	1	1	1	235672-3	•Fjäder	•Spring	S			1170
12	1	1	1	1		•Throttelventil	•Throttle valve		8		1180
13	1	1	1	1	235670-7	•Fjäder	•Spring	S			1190
14	1	1	1	1		•Kick–down ventil	•Downshift valve		8		1200
15	1	1	1	1	235671-5	•Stopplänk	•Stop				1210
16	1	1	1	1	235794-5	•Stopplänk	•Stop				1220
17	1	1	1	1		•Strypventil	•Servo orifice control valve		8		1230 1240
18	1	1	1	1	235674-9	•Fjäder	•Spring	S			1250
19	1	1	1	1	235675-6	•Stopplänk	•Stop				1260
20	1	1	1	1	235678-0	•Fjäder	•Spring	S			1270
21	1	1	1	1		•Distanstapp	•Spacer pin		8		1280
22	1	1	1	1		•Modulatorventil	•Modulator valve		8		1290
23	1	1	1	1		•Plug	•Plug		8		1300
24	1	1	1	1		•Låstapp	•Dowel pin		8		1310
25	1	–	–	–	235574-1	•Fjäder	•Spring	S			1320
25a	–	1	1	1	235904-0	•Fjäder	•Spring	S			1330
26	1	–	–	–	235873-7	•Nylonkula	•Nylon ball				1340
26a	–	1	1	1	61177-2	•Stålkula	•Steel ball				1350
27	1	1	–	–	235680-6	•Backventil	•Check valve				1360
28	1	1	–	–	235682-2	•Fjäder	•Spring	S			1370
29	1	1	–	–	235681-4	•Backventil	•Check valve				1380
30	1	1	1	1		•Mellanplåt	•Plate		8		1390
31	1	1	1	1		•Ventilhus	•Valve body		8		1400
32	1	1	1	1	235689-7	•Fjäder	•Spring	S			1410
33	1	1	1	1		•Kolv	•Piston		8		1420
34	1	1	1	1		•Kolv	•Piston		8		1430
35	1	1	1	1	235692-1	•Fjäder	•Spring	S			1440
36	1	1	1	1		•Lock	•Plate		8		1450
37	3	3	3	3	950022-4	•Skruv	•Screw				1460
38	1	1	1	1		•Ventil	•Valve		8		1470
39	1	1	1	1		•Ventil	•Valve		8		1480
40	1	1	1	1		•Lock	•Plate		8		1490
41	1	1	1	1	950020-8	•Skruv	•Screw				1500
42	1	1	1	1		•Lock	•Plate		8		1510
43	2	2	2	2	950024-0	•Skruv	•Screw				1520
44	2	2	2	2	950022-4	•Skruv	•Screw				1530
45	1	1	1	1	235698-8	•Kam	•Cam				1540
46	2	2	2	2	941427-7	•Skruv	•Screw		8	NR 10 UNF–38 MM	1550
47	2	2	2	2	950022-4	•Skruv	•Screw				1560
48	1	1	1	1	950026-5	•Skruv	•Screw				1570
49	1	1	1	1		•Lock	•Plate		8		1580
50	1	1	–	–	235700-2	•Sil	•Strainer				1590
51	7	7	7	7	950024-0	•Skruv	•Screw				1600
52	2	2	2	2	950029-9	•Skruv	•Screw				1610
x 53	1	1	1	1	1220609-0	•Sil	•Strainer			(235699)	1620
54	4	4	4	4	950020-8	•Skruv	•Screw				1630

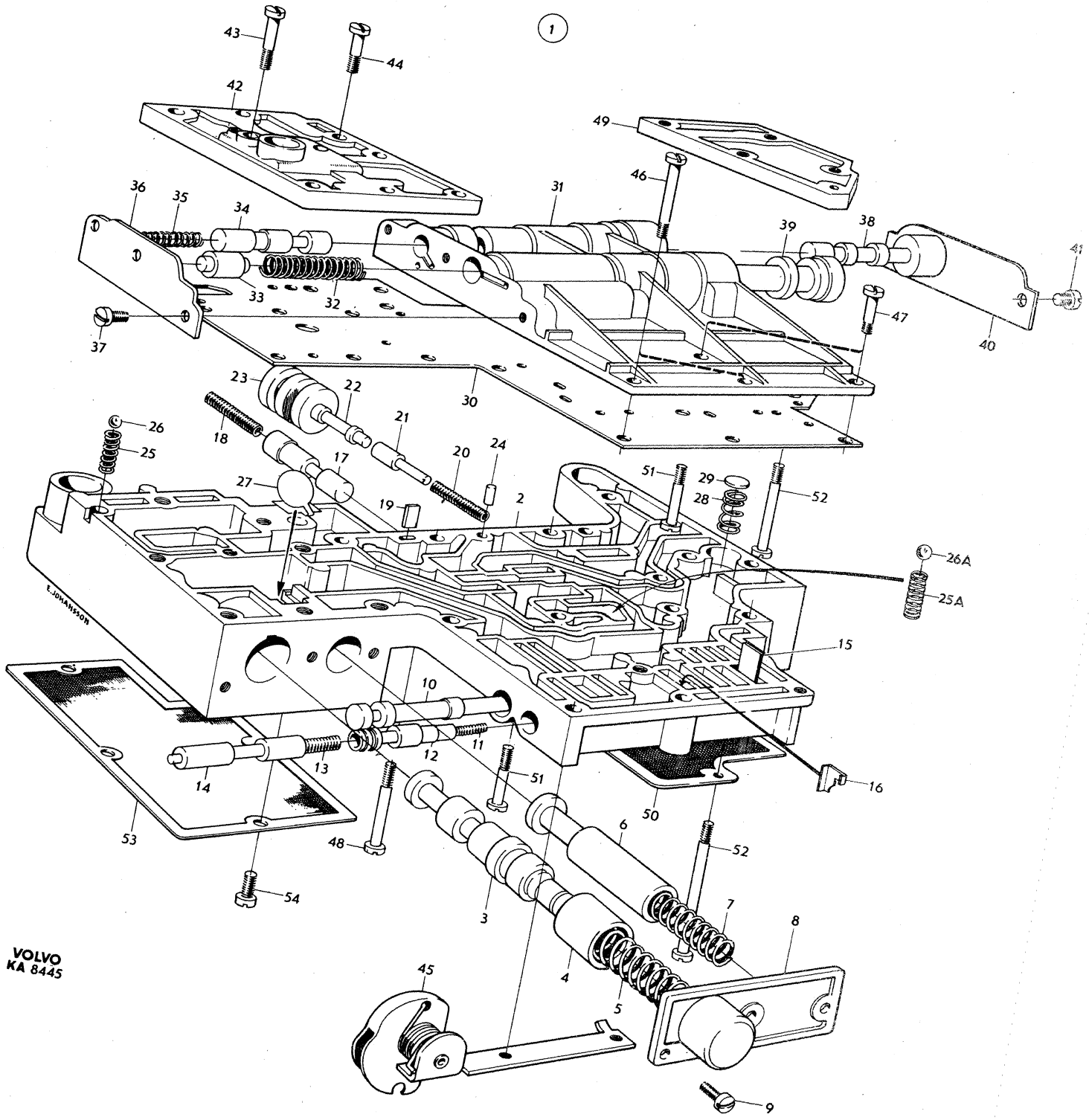
1
43
44
42
49
46
36
35
34
31
39
38
41
33
32
47
37
40
30
23
22
21
18
26
25
17
20
24
27
19
2
51
29
28
52
26A
25A
15
10
12
11
13
14
51
16
50
53
48
6
52
54
3
7
8
4
5
45
9
VOLVO
KA 8445

Sida Page	Grupp Group	Växellåda, BW35 / Kontrollsystem	Gearbox, BW35 / Valve bodies	Illustration	1200
98	4			8445 1979–11	

Pos. Fig.	Antal/Quantity 235 842	235 934	235 983	235 970	Artikel nr Part No	Benämning	Description	Sats Kit	B P S R	Anmärkning Notes	
	1	–	–	1	273222-0	Fjädersats	Spring kit				1640
	–	1	–	–	273235-2	Fjädersats	Spring kit				1650
	–	–	1	–	273235-2	Fjädersats	Spring kit			(273271)	1660

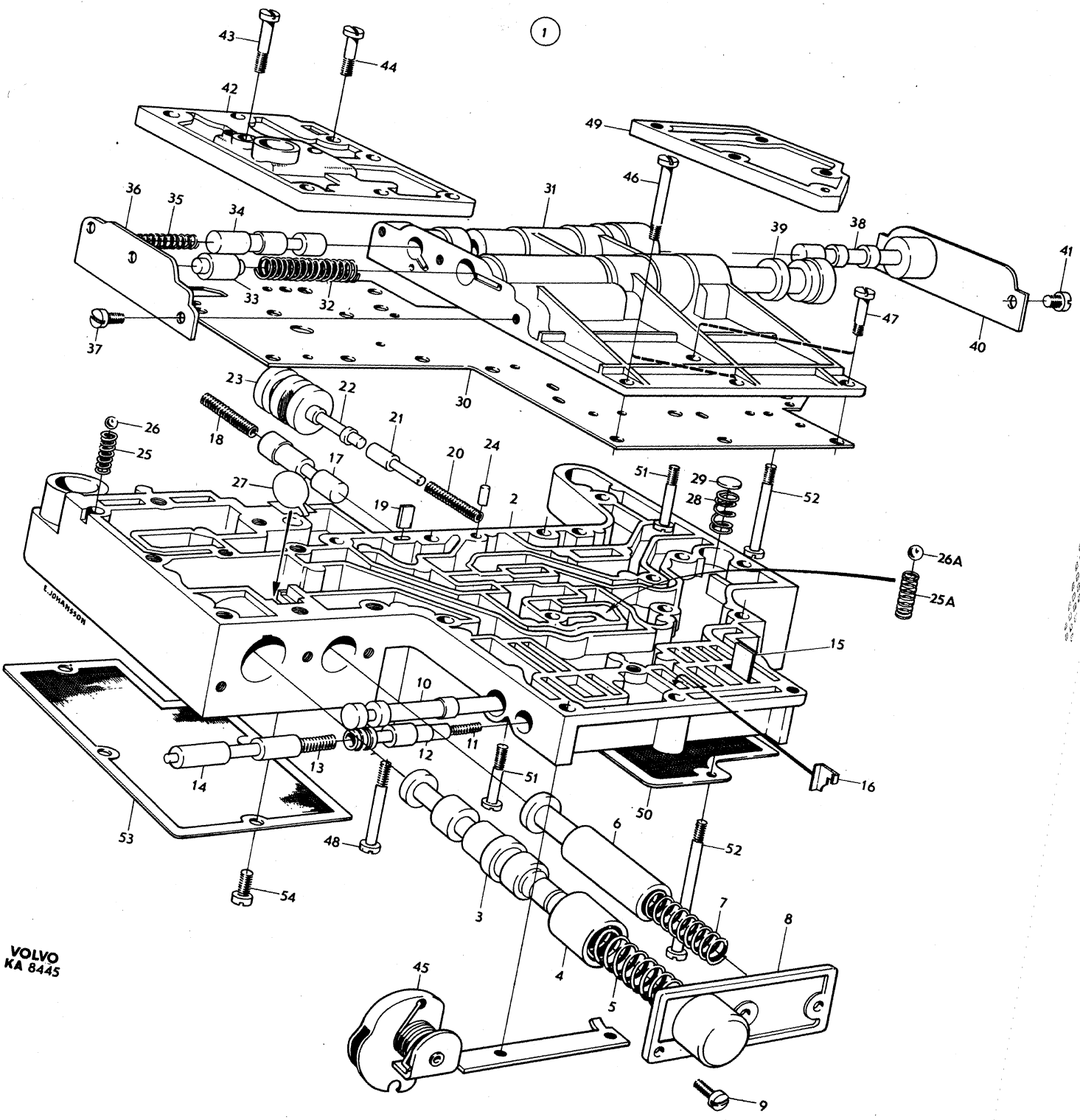

VOLVO
KA 8445

Sida Page	Grupp Group	Oljekylning, BW35	Oil cooling, BW35	Illustration	1300
		142 CHOMKR.–250240.144CHOMKR.	142 CHOMKR–250240.144CHOMKR.	9162	
102	4	–263572.145CHOMKR.–103460.	–263572.145CHOMKR–103460.	1979–11	

Pos. Fig.	Antal/Quantity				Artikel nr Part No	Benämning	Description	Sats Kit	B P S R	Anmärkning Notes	
1	–	–	–	–		Kylarelement	Radiator unit			SE GRUPP 2B	1010
2	1	–	–	–	683694-4	Gummislang	Rubber hose			23)	1020
	1	–	–	–	686000-1	Gummislang	Rubber hose			36)	1030
3	1	–	–	–	683693-6	Gummislang	Rubber hose			23)	1040
	1	–	–	–	686001-9	Gummislang	Rubber hose			36)	1050
4	770	–	–	–	954315-8	Bundyrör	Bundy piping			23)	1060
	1	–	–	–	688010-8	Bundyrör	Bundy piping			36)	1070
5	1080	–	–	–	954315-8	Bundyrör	Bundy piping			23)	1080
	1	–	–	–	688011-6	Bundyrör	Bundy piping			36)	1090
6	2	–	–	–	954336-4	Förskruvning	Screw union			43)	1100
7	1	–	–	–	688064-5	Bundyrör	Bundy piping			43)	[illegible]
8	1	–	–	–	688065-2	Bundyrör	Bundy piping			43)	[illegible]0
9	2	–	–	–	688037-1	Gummislang	Rubber hose			43)	1130
10	1	–	–	–	688067-8	Bundyrör	Bundy piping			43)	1140
11	1	–	–	–	688066-0	Bundyrör	Bundy piping			43)	1150
12	4	–	–	–	954350-5	Överfallsmutter	Cap nut			23)	1160
	2	–	–	–	954350-5	Överfallsmutter	Cap nut			24)	[illegible]70
13	4	–	–	–	954365-3	Kona	Fitting			23)	[illegible]
	2	–	–	–	954365-3	Kona	Fitting			24)	1190
14	2	–	–	–	954322-4	Överfallsmutter	Cap nut			36)	1200
15	6	–	–	–	954322-4	Överfallsmutter	Cap nut			43)	1210
16	–	–	–	–		Förskruvning	Screw union			SE SIDA 86, 2-I15	1220
17	1	–	–	–	684132-4	Konsol	Bracket			37)	1230
18	1	–	–	–	940113-4	Skruv	Screw			37)	1240
19	1	–	–	–	941907-8	Fjädrande bricka	Resilient washer			37)	1250
20	1	–	–	–	682144-1	Konsol	Bracket			37)	1260
21	1	–	–	–	688039-7	Konsol	Bracket			43)	1270
22	2	–	–	–	943815-1	Klammer	Clamp			43)	1280
23	2	–	–	–	955138-3	Skruv	Screw			43)	1290
24	1	–	–	–	460112-6	Fästplåt	Anchorage plate			44)	1300

23. 142 CH –127996 excl. 126238–126453, 126625–127855. 144 CH –151525 excl. 150351–151380. 145 CH –37393 excl. 36612–36738, 36770–37371
24. 142 CH 126238–126453, 126625–127855, 127997–omkr 250240. 144 CH 150351–151380, 151526–omkr 263572. 145 CH 36612–36738, 36770–37371, 37394–omkr 103460.
36. 142 CH 126238–126453, 126625–127855, 127997–178959. 144 CH 150351–151380, 151526–194139, 194149–194301. 145 CH 36612–36738, 36770–37371, 37394–61599, 61610–61624.
37. 142 CH –178959. 144 CH –194301 excl. 194140–194148. 145 CH –61624 excl. 61600–61609.
43. 142 CH 178960–omkr 250240. 144 CH 194149–194148, 194302–omkr 263572. 145 CH 61600–61609, 61625–omkr 103460.
44. 142 CH 249930–omkr 250240. 144 CH 263070–omkr 263572. 145 CH 103380–omkr 103460.

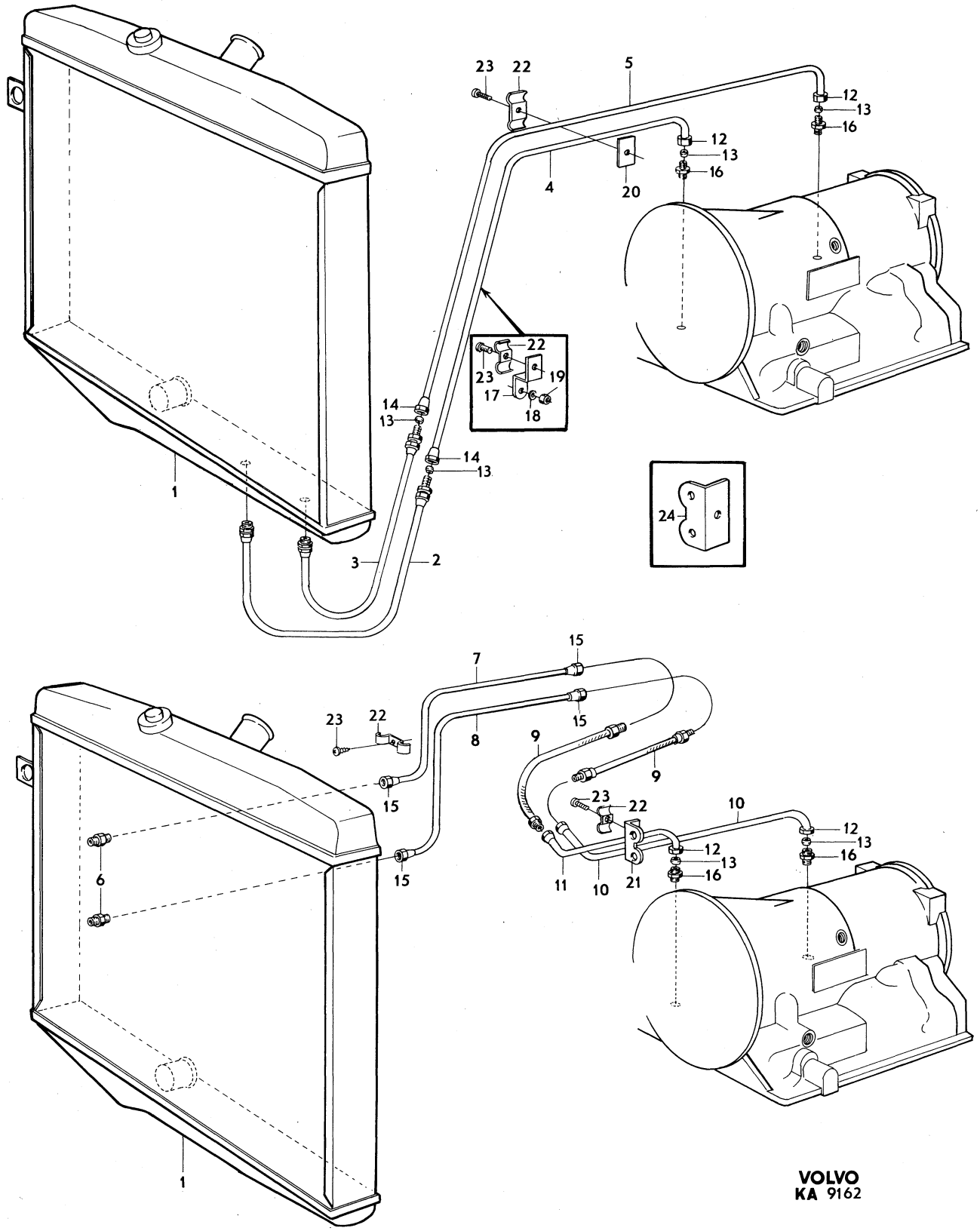

VOLVO
KA 9162

Sida Page	Grupp Group	Oljekylning, BW35	Oil cooling, BW35	Illustration	1350
		142 CH omkr 250241–.144 CH omk	142 CH omkr 250241–.144 CH omk	9433	
104	4	263573–.145 CH omkr 103461–.	263573–.145 CH omkr 103461–.	1979–11	

Pos. Fig.	Antal/Quantity				Artikel nr Part No	Benämning	Description	Sats Kit	B P S R	Anmärkning Notes	
1	1	–	–	–		Kylarelement	Radiator unit			SE GRUPP 2B	1010
2	1	–	–	–	460432-8	Bundyrör	Bundy piping				1020
3	1	–	–	–	460433-6	Bundyrör	Bundy piping				1030
4	1	–	–	–	686347-6	Bundyrör	Bundy piping				1040
5	1	–	–	–	686344-3	Bundyrör	Bundy piping				1050
6	1	–	–	–	460430-2	Bundyrör	Bundy piping				1060
7	1	–	–	–	460431-0	Bundyrör	Bundy piping				1070
8	2	–	–	–	688037-1	Gummislang	Rubber hose				1080
9	2	–	–	–	954329-9	Skarvnippel	Screw union				1090
10	10	–	–	–	954322-4	Överfallsmutter	Cap nut				1100
11	2	–	–	–	954350-5	Överfallsmutter	Cap nut				1[illegible]
12	2	–	–	–	954365-3	Kona	Fitting				1[illegible]
13	2	–	–	–		Anslutning	Connector			SE SIDA 86, 2-I15	1130
14	2	–	–	–	460565-5	Konsol	Bracket				1140
15	4	–	–	–	955127-6	Skruv	Screw				1150
16	2	–	–	–	460427-8	Klammer	Clamp				1160
17	2	–	–	–	955127-6	Skruv	Screw				1[illegible]
18	1	–	–	–	460112-6	Fästplåt	Anchorage plate				1[illegible]
19	1	–	–	–	943815-1	Klammer	Clamp				1190
20	1	–	–	–	955138-3	Skruv	Screw				1200
21	1	–	–	–	460313-0	Fästplåt	Anchorage plate				1210
22	1	–	–	–	943815-1	Klammer	Clamp				1220
23	1	–	–	–	955138-3	Skruv	Screw				1230

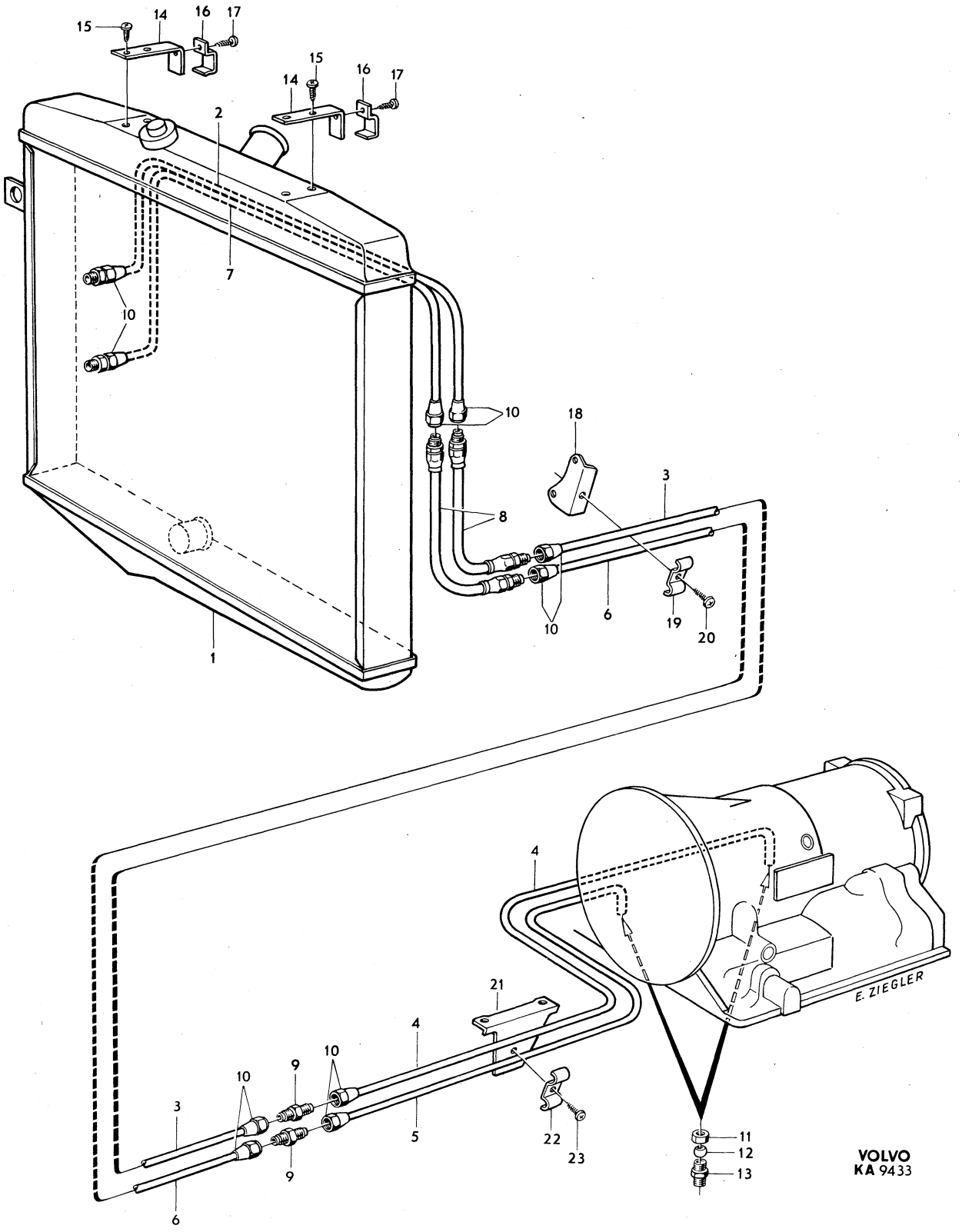
15
14
16
17
15
14
16
17
2
7
10
10
18
3
8
10
6
19
20
1
4
21
4
10
9
10
3
5
22
23
9
6
11
12
13
E. ZIEGLER
VOLVO
KA 9433

Sida Page	Grupp Group	Kardanaxel, stödlager	Propeller shaft Centre bearing	Illustration 9144 1979–11	1400
106	4				

Pos. Fig.	Antal/Quantity M40	M41	BW 35		Artikel nr Part No	Benämning	Description	Sats Kit	B P S R	Anmärkning Notes	
1	1	–	–	–	677626-4	Kardanaxel	Propeller shaft			142 144 B18,B20A,B,D,F	1010
										145 B18,B20A,B,D	1020
	1	–	–	–	678852-5	Kardanaxel	Propeller shaft			142 144 B20E	1030
										145 B20E, F	1040
	–	1	–	–	677627-2	Kardanaxel	Propeller shaft			142 144 B18,B20A,B,D,F	1050
										145 B18,B20A,B,D	1060
	–	1	–	–	678853-3	Kardanaxel	Propeller shaft			142 144 B20E	1070
										145 B20E, F	1080
	–	–	1	–	677627-2	Kardanaxel	Propeller shaft			B20A,B,D	1090
										142 CH–178959	1100
										144 CH–194301 EXCL	1110
										194140–194148.	1120
										145 CH–61624 EXCL	1130
										61600–61609	1140
	–	–	1	–	687335-0	Kardanaxel	Propeller shaft			142 B20A,B,D,F	1150
										CH 178960–.	1160
										144, B20A,B,D,F	1170
										CH 194302– INCL	1180
										194140–194148	1190
										145 B20A,B,D	1200
										CH 61625– INCL	1210
										61600–61609	1220
	–	–	1	–	687337-6	Kardanaxel	Propeller shaft			142 144 B20E	1230
										145 B20E, F	1240
2	1	1	1	–	677628-0	Kardanaxel	Propeller shaft			B18,B20A, B	1250
										142 CH–178959	1260
										144 CH–194301 EXCL	1270
										194140–194148	1280
										145 CH–61624 EXCL	1290
										61600–61609	1300
	1	1	1	–	683964-1	Kardanaxel	Propeller shaft			142 B20A,B,D,F	1310
										CH 178960–.	1320
										144 B20A,B,D,F	1330
										CH 194302–,INCL	1340
										194140–194148.	1350
										145 B20A,B,D	1360
										CH 61625–,INCL	1370
										61600–61609	1380
	1	1	1	–	687371-5	Kardanaxel	Propeller shaft			142 144 B20E	1390
										145 B20E, F	1400
	–	–	–	–		•Det se sida 110, 2-J15	•Comps page 110, 2-J15				1410
3	2	2	2	–	675582-1	Stänkskydd	Baffle			142 144 B18, B20A,B,D,F	1420
										145 B18,B20A,B,D	1430
	2	2	2	–	678995-2	Stänkskydd	Baffle			142 144 B20E	1440
										145 B20E, F	1450
4	1	1	1	–	181549-7	Kullager	Ball bearing			142 144 B18,B20A,B,D,F	1460
										145 B18,B20A,B,D	1470
	1	1	1	–	183265-8	Kullager	Ball bearing			142,144 B20E	1480
										145 B20E, F	1490
5	1	1	1	–	675367-7	Lagerhållare	Bearing cage			142 CH–112399	1500
										144 CH–138699	1510
										145 CH–30899	1520
	1	1	1	–	686352-6	Lagerhållare	Bearing cage			(683536)	1530
										142 B18,B20A,B,D,F	1540
										CH 112400–.	1550
										144, B18,B20A,B,D,F	1560
										CH 138700–.	1570
										145 B18,B20A,B,D	1580
										CH 30900–.	1590
	1	1	1	–	686668-5	Lagerhållare	Bearing cage			142 144 B20E	2010
										145 B20E, F	2020

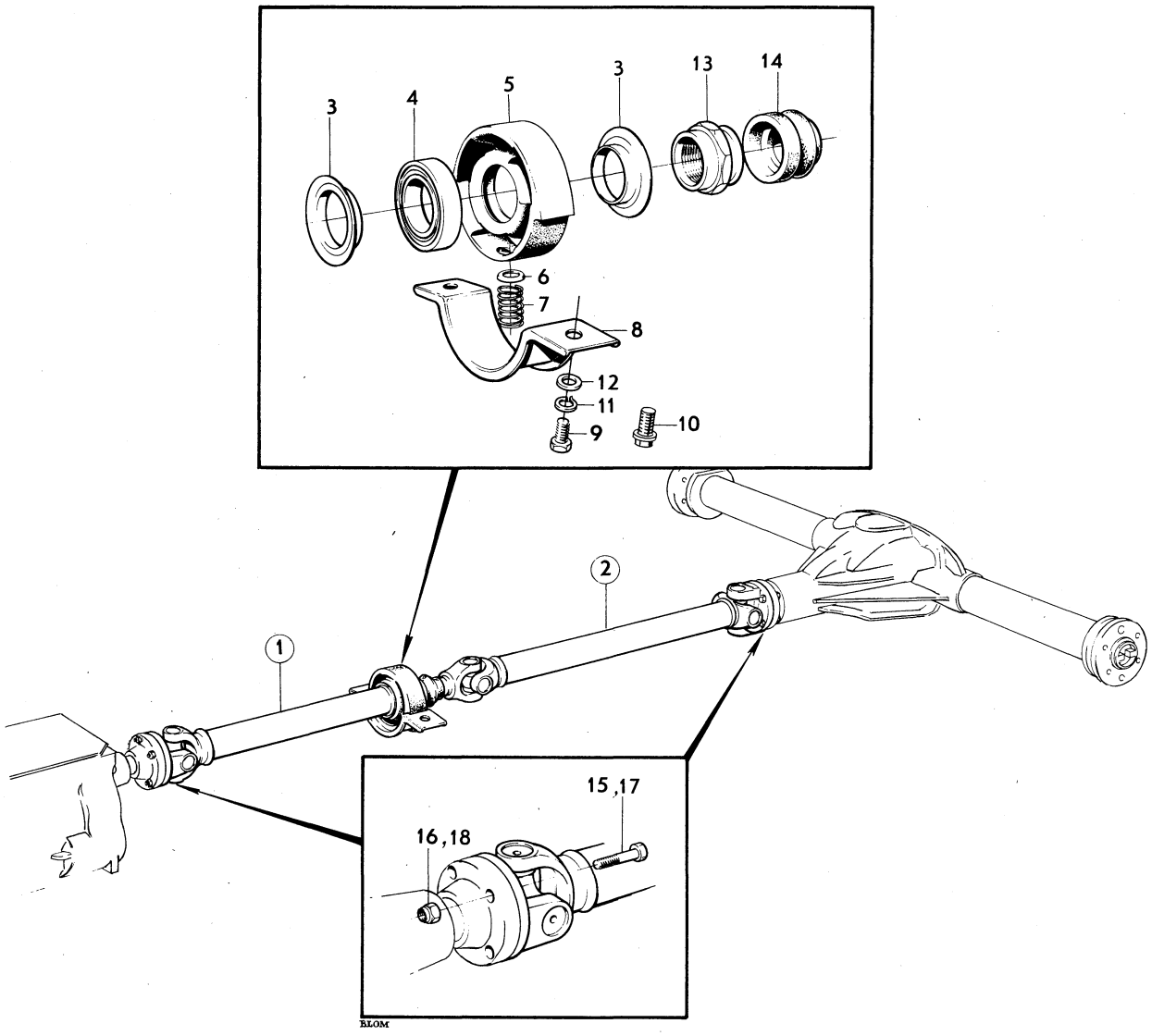

VOLVO
KA 9144

Sida / Page	Grupp / Group	Kardanaxel, stödlager / Propeller shaft, Centre bearing	Illustration	1400
108	4		9144 1979–11	

Pos. Fig.	Antal/Quantity M40	M41	BW 35		Artikel nr Part No	Benämning	Description	Sats Kit	B P S R	Anmärkning Notes	
6	1	1	1	–	682707-5	Bricka	Washer			142 CH 112400–.	2030
										144 CH 138700–.	2040
										145 CH 30900–.	2050
7	1	1	1	–	683537-5	Fjäder	Spring			142 CH 112400–.	2060
										144 CH 138700–.	2070
										145 CH 30900–.	2080
8	1	1	1	–	675366-9	Överfall	Cap			142 CH–112399	2090
										144 CH–138699	2100
										145 CH–30899	2110
	1	1	1	–	683534-2	Överfall	Cap			142 CH 112400–.	2120
										144 CH 138700–.	2130
										145 CH 30900–.	2140
9	2	2	2	–	955523-6	Skruv	Screw			TID UTF ERS AV 942402–9	2150
10	2	2	2	–	942402-9	Flänsskruv	Flanged screw				2160
11	2	2	2	–	955921-2	Fjäderbricka	Spring washer			TID UTF	2170
12	2	2	2	–	955894-1	Bricka	Washer			TID UTF	2180
13	1	1	1	–	675365-1	Mutter	Nut			142 144 B18,B20A,B,D,F	2190
										145 B18,B20A,B,D	2200
	1	1	1	–	678825-1	Mutter	Nut			142 144 B20E	2210
										145 B20E, F	2220
14	1	1	1	–	675587-0	Gummitätning	Rubber seal			142 144 B18,B20A,B,D,F	2230
										145 B18,B20A,B,D.	2240
	1	1	1	–	678824-4	Gummitätning	Rubber seal			142 144 B20E	2250
										145 B20E, F	2260
15	8	8	8	–	942803-8	Skruv	Bolt			142 144 B20E	2270
										145 B20E, F	2280
16	8	8	8	–	950384-8	Mutter	Nut			142 144 B20E	2290
										145 B20E, F	2300
	1	1	1	–	273202-2	Skruvsats	Bolt kit			142 144 B18 B20A,B,D,F	2310
										145 B18,B20A,B,D	2320
17	8	8	8	–	942267-6	•Skruv	•Bolt	S			2330
18	8	8	8	–	950373-1	•Mutter	•Nut	S			2340

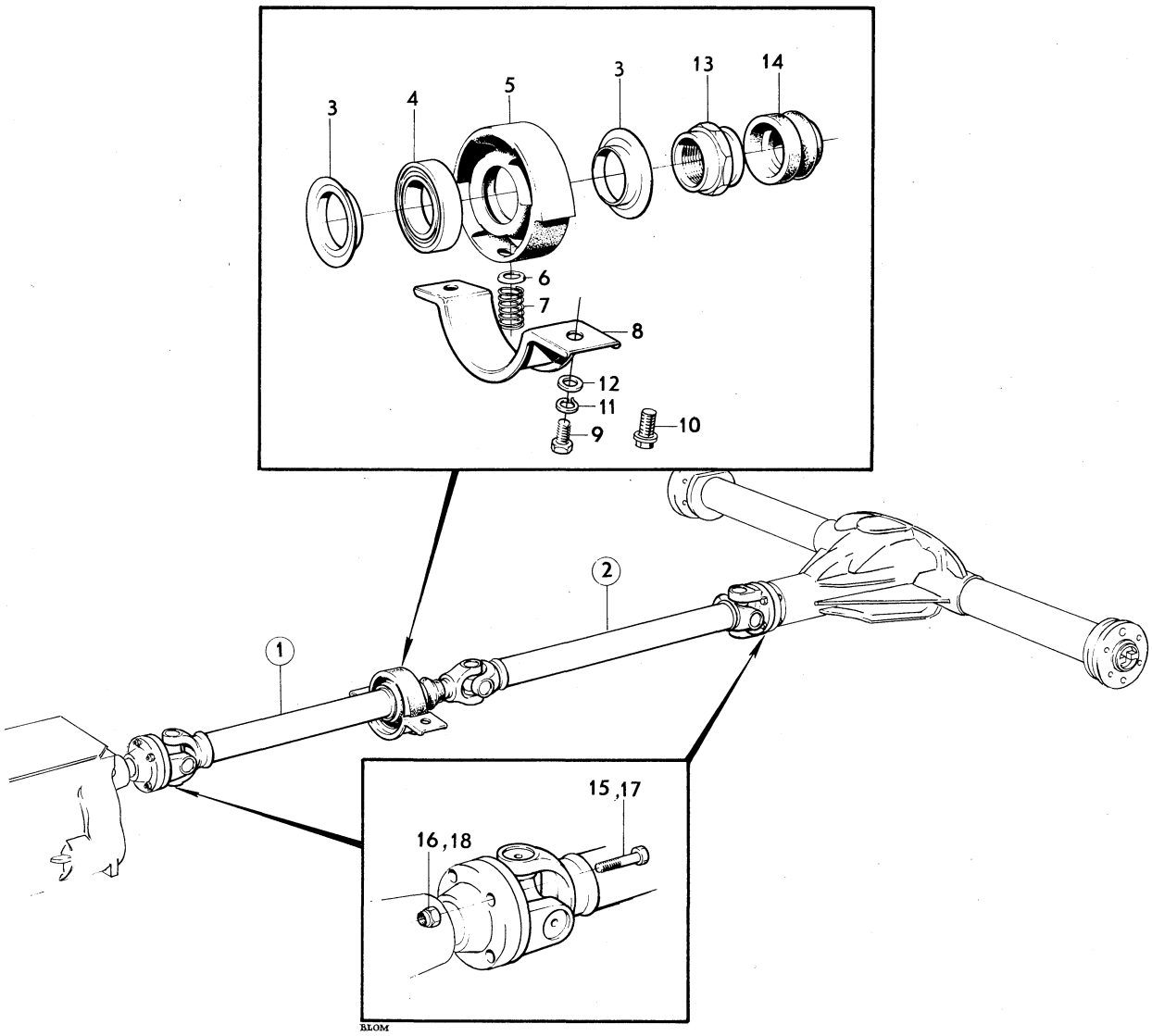

VOLVO
KA 9144

Sida / Page	Grupp / Group	Kardanaxel	Propeller shaft	Illustration	1450
110	4			6975 1979–11	

Pos. / Fig.	Antal/Quantity 677 626	677 627	677 628	678 852	Artikel nr / Part No	Benämning	Description	Sats / Kit	B P S R	Anmärkning / Notes	
	1	–	–	–	677626-4	Kardanaxel	Propeller shaft				1010
	–	1	–	–	677627-2	Kardanaxel	Propeller shaft				1020
	–	–	1	–	677628-0	Kardanaxel	Propeller shaft				1030
	–	–	–	1	678852-5	Kardanaxel	Propeller shaft				1040
1	1	1	1	–	87941-1	•Flänsgaffel	•Flange yoke				1050
	–	–	–	1	231313-8	•Flänsgaffel	•Flange yoke				1060
x 2	3	3	3	–	1217606-1	•Axelkors	•Joint cross			(672037)	1070
	–	–	–	3	231311-2	•Axelkors	•Joint cross				1080
3	4	4	8	–	118006-6	••Låsring	••Circlip				1090
	–	–	–	4	24383-2	••Låsring	••Circlip				1100
4	–	–	1	–	656766-3	•Gaffeltapp	•Yoke shaft				1110
5	1	1	–	1		•Röraxel	•Tubular shaft		8		1120
6	–	–	1	–		•Röraxel	•Tubular shaft		8		1130
	678	683	687	687							1140
	853	964	335	337							1150
	1	–	–	–	678853-3	Kardanaxel	Propeller shaft				1190
	–	1	–	–	683964-1	Kardanaxel	Propeller shaft				1200
	–	–	1	–	687335-0	Kardanaxel	Propeller shaft				1210
	–	–	–	1	687337-6	Kardanaxel	Propeller shaft				1220
1	1	–	–	1	231313-8	•Flänsgaffel	•Flange yoke				1230
	–	1	1	–	87941-1	•Flänsgaffel	•Flange yoke				1240
2	3	–	–	3	231311-2	•Axelkors	•Joint cross				1250
x	–	3	3	–	1217606-1	•Axelkors	•Joint cross			(672037)	1260
3	4	–	–	4	24383-2	••Låsring	••Circlip				1270
	–	8	4	–	118006-6	••Låsring	••Circlip				1280
4	–	1	–	–	656766-3	•Gaffeltapp	•Yoke shaft				1290
5	1	–	1	1		•Röraxel	•Tubular shaft		8		1300
6	–	1	–	–		•Röraxel	•Tubular shaft		8		1310
	687	–	–	–							1320
	371	–	–	–							1330
2	3	–	–	–	231311-2	•Axelkors					1360
	1	–	–	–	687371-5	Kardanaxel	Propeller shaft				1370
1	1	–	–	–	231313-8	•Flänsgaffel	•Flange yoke				1380
2	2	–	–	–	231311-2	•Axelkors	•Joint cross				1390
3	8	–	–	–	24383-2	••Låsring	••Circlip				1400
4	1	–	–	–	231312-0	•Gaffeltapp	•Yoke shaft				1410
6	1	–	–	–		•Röraxel	•Tubular shaft		8		1420

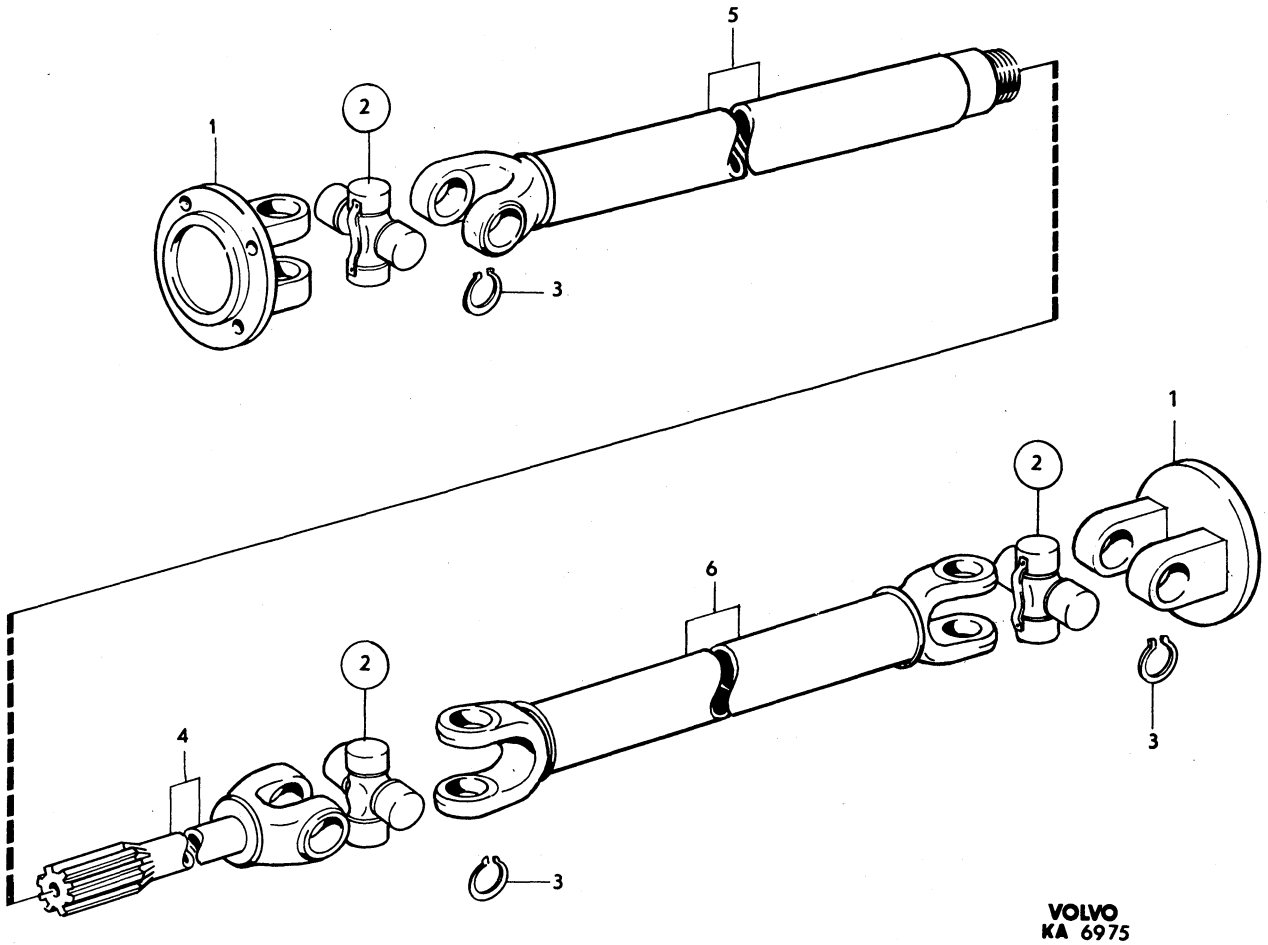

VOLVO
KA 6975

Sida Page	Grupp Group	Bakaxel,upphängning	Rear axle,mountings	Illustration	1500
		142 CH–112399,144 CH–138699	142 CH–112399,144 CH–138699	6684	
112	4	145 CH–30899	145 CH–30899	1979–11	

	Pos. Fig.	Antal/Quantity				Artikel nr Part No	Benämning	Description	Sats Kit	B P S R	Anmärkning Notes	
	1	1	–	–	–	255491-3	Bakaxel	Rear axle			BXL UTV 4.10/1	1010
		1	–	–	–	255606-6	Bakaxel	Rear axle			BXL UTV 4.30/1	1020
		1	–	–	–	255565-4	Bakaxel	Rear axle		8	BXL UTV 4.56/1	1030
											ERS AV 255606–6	1031
		–	–	–	–		•Det se sida 122, 2-K03	•Comps page 122, 2-K03				1040
	2	2	–	–	–	384225-9	Drivaxel	Drive shaft				1050
	3	2	–	–	–	192550-2	Tätningsring	Seal ring				1060
	4	2	–	–	–	384229-1	Distansring	Spacer ring				1070
	5	2	–	–	–	384291-1	Rullager, innerring	Roller bearing cone				1080
	6	2	–	–	–	384361-2	Rullager, ytterring	Roller bearing cup				1090
	7	2	–	–	–	942132-2	Tätningsring	Seal ring				1100
	8	1	–	–	–	676645-5	Konsol, V	Bracket, L				1110
	9	1	–	–	–	676646-3	Konsol, H	Bracket, R				1120
	10	8	–	–	–	955535-0	Skruv	Bolt				1130
	11	8	–	–	–	941908-6	Låsbricka	Lock washer				1140
	12	8	–	–	–	955827-1	Mutter	Nut				1150
	13	1	–	–	–	384226-7	Ställmutter	Bearing adjuster				1160
	14	1	–	–	–	662014-0	Urluftningsnippel	Air–venting nipple				1170
x	15	470	–	–	–	946763-0	Plastslang	Plastic hose			(943185) 142 CH 14870–	1180
											144 CH 54756–	1190
											145 CH 134–	1200
	16	1	–	–	–	96443-7	Gummibussning	Rubber bushing			142 CH 14870–.	1210
		–	–	–	–						144 CH 54756–	1220
		–	–	–	–						145 CH 134–	1230
	17	10	–	–	–	676338-7	Hjulbult	Wheel stud			STD D	1240
		10	–	–	–	676364-3	Hjulbult	Wheel stud			ÖD	1250
	18	2	–	–	–	679451-5	Bärarm	Support arm				1260
	19	2	–	–	–	676914-5	Bussning	Bushing				1270
	20	2	–	–	–	941858-3	Skruv	Bolt				1280
	21	2	–	–	–	950377-2	Mutter	Nut				1290
	22	2	–	–	–	675778-5	Bussning	Bushing				1300
	23	2	–	–	–	955744-8	Skruv	Bolt				1310
	24	2	–	–	–	950378-0	Mutter	Nut				1320
	25	2	–	–	–	671996-7	Bärstag	Support stay			142 CH–2593	1330
											144 CH–38877 EXCL	1340
											38232–38661	1350
											ERS AV 1 ST 672616–0	1355
		2	–	–	–	672616-0	Bärstag	Support stay			142 CH 2594–	1360
											144 CH 38878– INCL	1370
											38232–38661	1380
											145	1390
	26	4	–	–	–	672226-8	•Bussning	•Bushing			142 CH–2593	1400
											144 CH–38877 EXCL	1410
											38232–38661	1420
		4	–	–	–	678790-7	•Bussning	•Bushing			142 CH 2594–	1430
											144 CH 38878– INCL	1440
											38232–38661	1450
											145	1460
	27	2	–	–	–	675850-2	Konsol	Bracket				1470
	28	2	–	–	–	955559-0	Skruv	Bolt				1480
	29	2	–	–	–	955568-1	Skruv	Bolt				1490
	30	4	–	–	–	940280-1	Fjädrande bricka	Resilient washer				1500
	30a	2	–	–	–	960145-1	Bricka	Washer				1510
	31	2	–	–	–	955569-9	Skruv	Bolt				1520
	32	2	–	–	–	950356-6	Mutter	Nut				1530
	33	1	–	–	–	677284-2	Tvärstag	Anti–roll bar				1540
	34	1	–	–	–	662797-0	•Bussning	•Bushing			TID UTF	1550
		1	–	–	–	672226-8	•Bussning, konisk	•Bushing, conic			SEN UTF	1560
	35	1	–	–	–	675807-2	•Bussning	•Bushing				1570
	36	1	–	–	–	955570-7	Skruv	Bolt				1580
	37	1	–	–	–	120804-0	Bricka	Washer				1590
	38	2	–	–	–	950356-6	Mutter	Nut				1600
	39	1	–	–	–	675317-2	Konsol	Bracket				2010

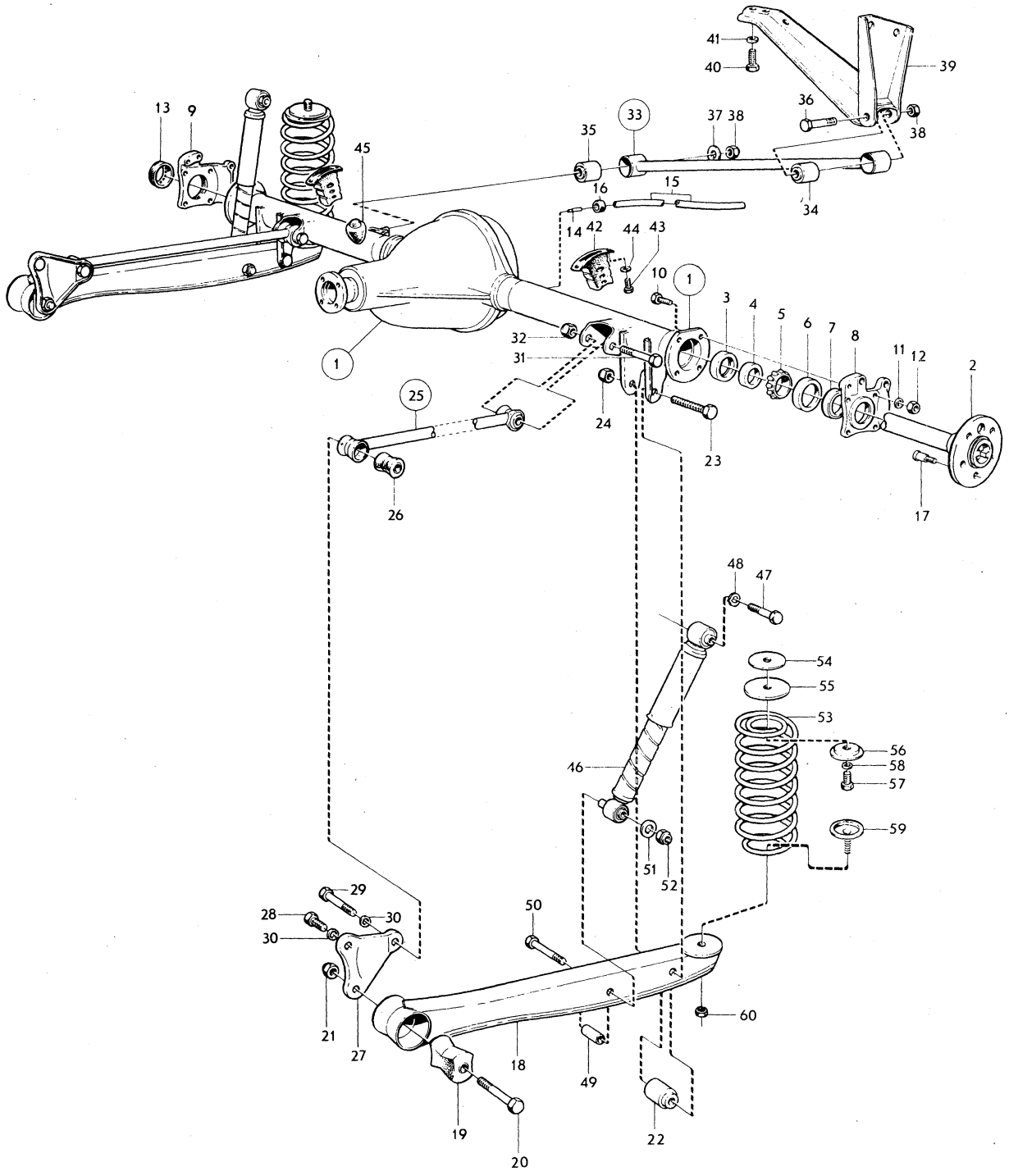

VOLVO
KA 6684

Sida Page	Grupp Group	Bakaxel,upphängning	Rear axle,mountings	Illustration	1500
		142 CH–112399,144 CH–138699	142 CH–112399,144 CH–138699	6684	
114	4	145 CH–30899	145 CH–30899	1979–11	

Pos. Fig.	Antal/Quantity				Artikel nr Part No	Benämning	Description	Sats Kit	B P S R	Anmärkning Notes	
40	4	–	–	–	955560-8	Skruv	Bolt				2020
41	4	–	–	–	940280-1	Fjädrande bricka	Resilient washer				2030
42	2	–	–	–	675384-2	Gummibuffert	Rubber cushion			142, 144	2040
	2	–	–	–	679655-1	Hålgummifjäder	Hollow rubber spring			145	2050
43	4	–	–	–	940133-2	Skruv	Screw				2060
44	4	–	–	–	940108-4	Fjäderbricka	Spring washer				2070
45	1	–	–	–	83107-3	Gummibuffert	Rubber cushion				2080
46	2	–	–	–	688253-4	Stötdämpare	Shock absorber			142–144	2090
										ERS AV 1ST 273355,	2092
										1ST 282761–6.	2094
										SE SIDA 118, 2-J23	2096
	2	–	–	–	679599-1	Stötdämpare	Shock absorber			145.	2100
										ERS AV 1ST 273349–1,	2102
										1ST 282761–6.	2103
										SE SIDA 118, 2-J23	2104
	1	–	–	–	273016-6	Monteringssats	Installation kit				2110
	1	–	–	–	282761-6	Installationssats	Installation kit			51)	2112
										SE SIDA 120, 2-K01	2113
	–	–	–	–		Stötdämpare	Shock absorbers				2115
47	2	–	–	–	942760-0	•Skruv	•Screw				2120
48	2	–	–	–	940280-1	•Fjädrande bricka	•Resilient washer				2130
49	2	–	–	–	675874-2	•Distansrör	•Spacer tube				2140
50	2	–	–	–	941857-5	•Skruv	•Bolt				2150
51	2	–	–	–	960145-1	•Bricka	•Washer				2160
52	2	–	–	–	950356-6	•Mutter	•Nut				2170
53	2	–	–	–	675076-4	Bakfjäder	Rear spring			142 CH–112399	2180
										144 CH–138611	2190
	2	–	–	–	683916-1	Bakfjäder	Rear spring			144 CH 138612–	2200
	2	–	–	–	677252-9	Bakfjäder	Rear spring			(678861) 142, 144	2210
										FÖRSTÄRKT REINFORCED	2220
	2	–	–	–	677252-9	Bakfjäder	Rear spring			145	2230
	2	–	–	–	683290-1	Bakfjäder	Rear spring			145	2240
										FÖRSTÄRKT REINFORCED	2250
54	2	–	–	–	675266-1	Fjäderplatta	Spring plate				2260
55	2	–	–	–	676915-2	Mellanlägg	Spacer				2270
56	2	–	–	–	675814-8	Fästbricka	Anchorage washer				2280
57	2	–	–	–	940115-9	Skruv	Screw				2290
58	2	–	–	–	942336-9	•Fjädrande bricka	•Resilient washer				2300
59	2	–	–	–	675815-5	Fästbricka	Anchorage washer		8	ERS AV 1ST 1206811–0,	2310
										1ST 945654–2	2311
60	2	–	–	–	950354-1	Mutter	Nut				2320

51. Monteras vid övergång från tidigare till senare utförande av stötdämpare. Installed in conjunction with transition from earlier to late production shock absorbers. Doit être monté lorsqu'un amortisseur d'ancienne version est remplacé par un nouvel amortisseur. Wird beim Übergang von der alten auf die neue Stossdämpferausführung montiert Se monta al hacer el cambio de silenciador de antiguo modelo al nuevo.

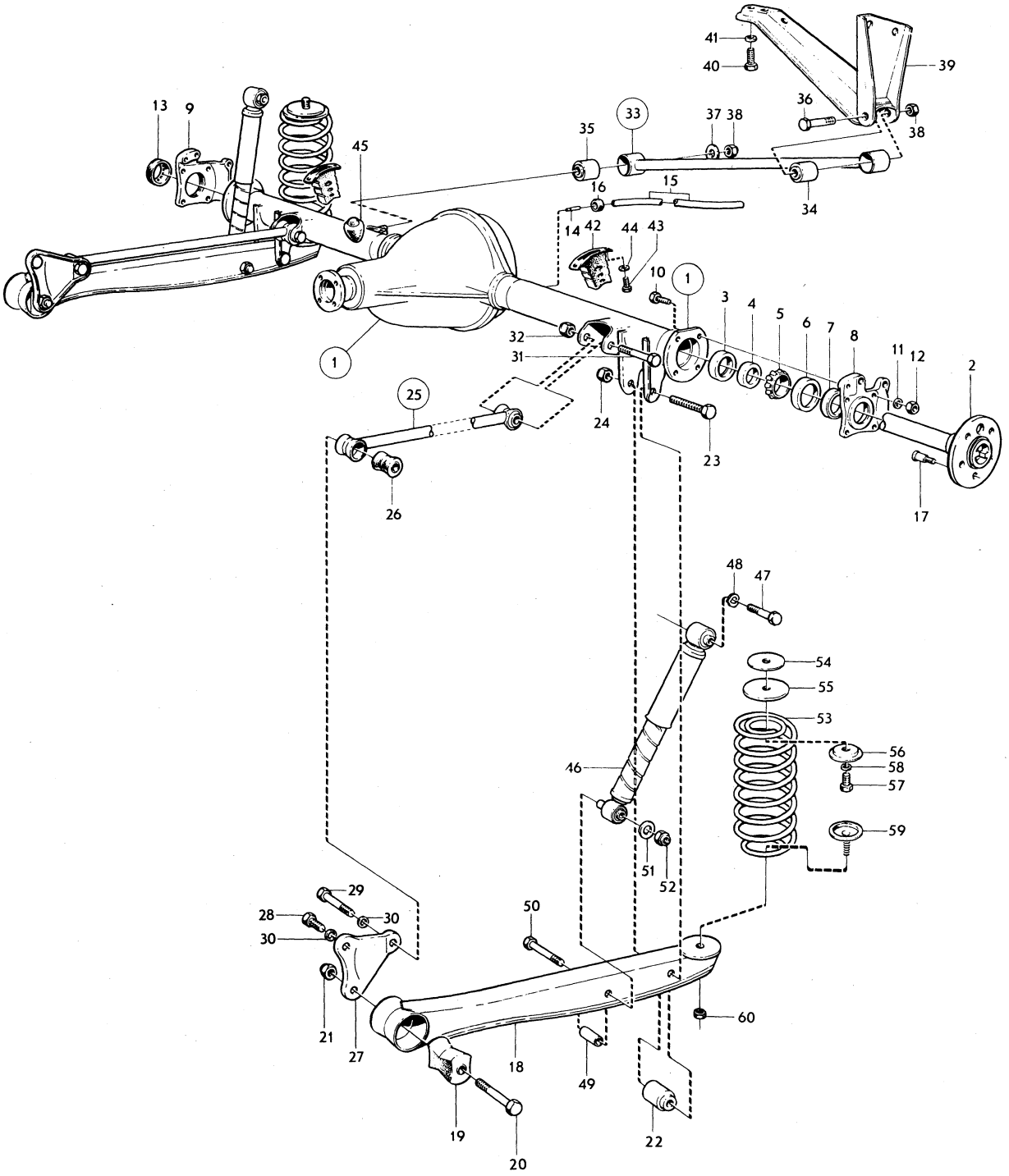

VOLVO
KA 6684

Sida Page	Grupp Group	Bakaxel,upphängning	Rear axle,mountings	Illustration
		142 CH 112400–,144 CH 138700–	142 CH 112400–,144 CH 138700–	10841
116	4	145 CH 30900–	145 CH 30900–	1979–11

Pos. Fig.	Antal/Quantity				Artikel nr Part No	Benämning	Description	Sats Kit	BPSR	Anmärkning Notes	
1	1	–	–	–	255626-4	Bakaxel	Rear axle		8	30,45) BXL UTV 4.10/1	1010
										ERS AV 255802–1.	1011
	1	–	–	–	255697-5	Bakaxel	Rear axle		8	42) BXL UTV 4.10/1	1020
										ERS AV 255802–1.	1021
	1	–	–	–	255693-4	Bakaxel	Rear axle		8	BXL UTV 4.10/1	1030
										142, 144 B20E.	1031
										145 B20E, F	1040
										ERS AV 1ST 255802–1,	1050
										1 ST 384720–9	1060
	1	–	–	–	255627-2	Bakaxel	Rear axle		8	30,45) BXL UTV 4.30/1	1070
										ERS AV 255803–9	1071
	1	–	–	–	255698-3	Bakaxel	Rear axle		8	42) BXL UTV 4.30/1	1080
										ERS AV 255803–9	1081
	1	–	–	–	255694-2	Bakaxel	Rear axle		8	BXL UTV 4.30/1	1090
										142, 144 B20E	1091
										145 B20E, F	1100
										ERS AV 1ST 255803–9	1110
										1 ST 384720–9	1120
	–	–	–	–		•Det se sida 126, 2-K07	•Comps page 126, 2-K07				1130
2	2	–	–	–	384705-0	Drivaxel	Drive shaft				1140
x 3	2	–	–	–	383168-2	Distansring	Spacer ring			(384707)	1150
4	2	–	–	–	384728-2	Rullager	Roller bearing				1160
5	2	–	–	–	384710-0	Tätningsring	Seal ring				1170
6	2	–	–	–	384706-8	Tryckplåt	Pressure plate				1180
7	8	–	–	–	944209-6	Flänsskruv	Flange screw			(940115)	1190
8	8	–	–	–	942336-9	Låsbricka	Lock washer			TID.UTF.	1200
9	10	–	–	–	676338-7	Hjulbult	Wheel stud			STD D	1210
	10	–	–	–	676364-3	Hjulbult	Wheel stud			ÖD	1220
9a	–	–	–	–		Mutter	Nut			SE GRUPP 6	1230
10	1	–	–	–	662014-0	Urluftningsnippel	Air venting nipple				1240
x 11	1	–	–	–	946763-0	Plastslang	Plastic hose			(943185)	1250
12	1	–	–	–	96443-7	Gummibussning	Rubber bushing				1260
13	2	–	–	–	679451-5	Bärarm	Support arm			30)	1270
	2	–	–	–	686706-3	Bärarm	Support arm			31) EXCL.B20E	1280
	2	–	–	–	686729-5	Bärarm	Support arm			31) B20E	1290
14	2	–	–	–	676914-5	•Bussning	•Bushing			30,31) EXCL.B20EE	1300
	2	–	–	–	678887-1	•Bussning	•Bushing			31) B20E	1310
15	2	–	–	–	941858-3	Skruv	Bolt				1320
16	2	–	–	–	950377-2	Mutter	Nut				1330
17	2	–	–	–	675778-5	Bussning	Bushing				1340
18	2	–	–	–	955744-8	Skruv	Bolt				1350
19	2	–	–	–	950378-0	Mutter	Nut				1360
20	2	–	–	–	672616-0	Bärstag	Support stay			27)	1370
	2	–	–	–	686805-3	Bärstag	Support stay			28)	1380
	2	–	–	–	686257-7	Bärstag	Support stay			31)	1390
21	4	–	–	–	678790-7	•Bussning	•Bushing				1400
22	2	–	–	–	675850-2	Konsol	Bracket				1410
23	2	–	–	–	943885-4	Flänsskruv	Flanged screw			(955559)	1420

27. 142 CH –125025 excl. 123079–123500, 123691–124854. 144 CH –148941 excl. 147286–147311, 147374–147510, 147867–148755. 145 CH –36061 excl. 33950–34086, 34141–34694, 34790–35409, 354442–36031.
28. 142 CH 123079–123500, 123691–124854, 125026–178959. 144 CH 147286–147311, 147374–147510, 147867–148755, 148942–194139, 194149–194301. 145 CH 33950–34086, 34141–34694, 34790–35409, 35442–36031, 36062–61599, 61610–61624.
30. 142 CH 112400–178959. 144 CH 138700–194139, 194149–194391. 145 CH 61610–61624.
31. 142 CH 178960–. 144 CH 194140–194148, 194302–. 145 CH 61600–61609, 61625–.
42. 142 B20A, B, D, F CH 178960–. 144 B20A, B, D, F CH 194302– incl 194140–194148. 145 B20A, B, D.
45. Ersättes på följande CH nr även av 2 st 672616–0. Replaced on following chassis nos. also by: 2 pos. 672616–0. Est remplacé sur les numéros de châssis suivants, même par 2 pièces 672616–0. Wird bei folgenden Fahrgestellnummern auch durch 2 St 672616–0 ersetzt. Se substituye en los siguientes números de chasis por 2 unidades 672616–0. 142 CH 123079–123500, 123691–124854, 125026–178959. 144 CH 147286–147311, 147374–147510, 147867–148755, 148942–194139, 194149–194301. 145 CH 33950–34086, 34141–34694, 34790–35409, 35442–36031, 36062–61599, 61610–61624.

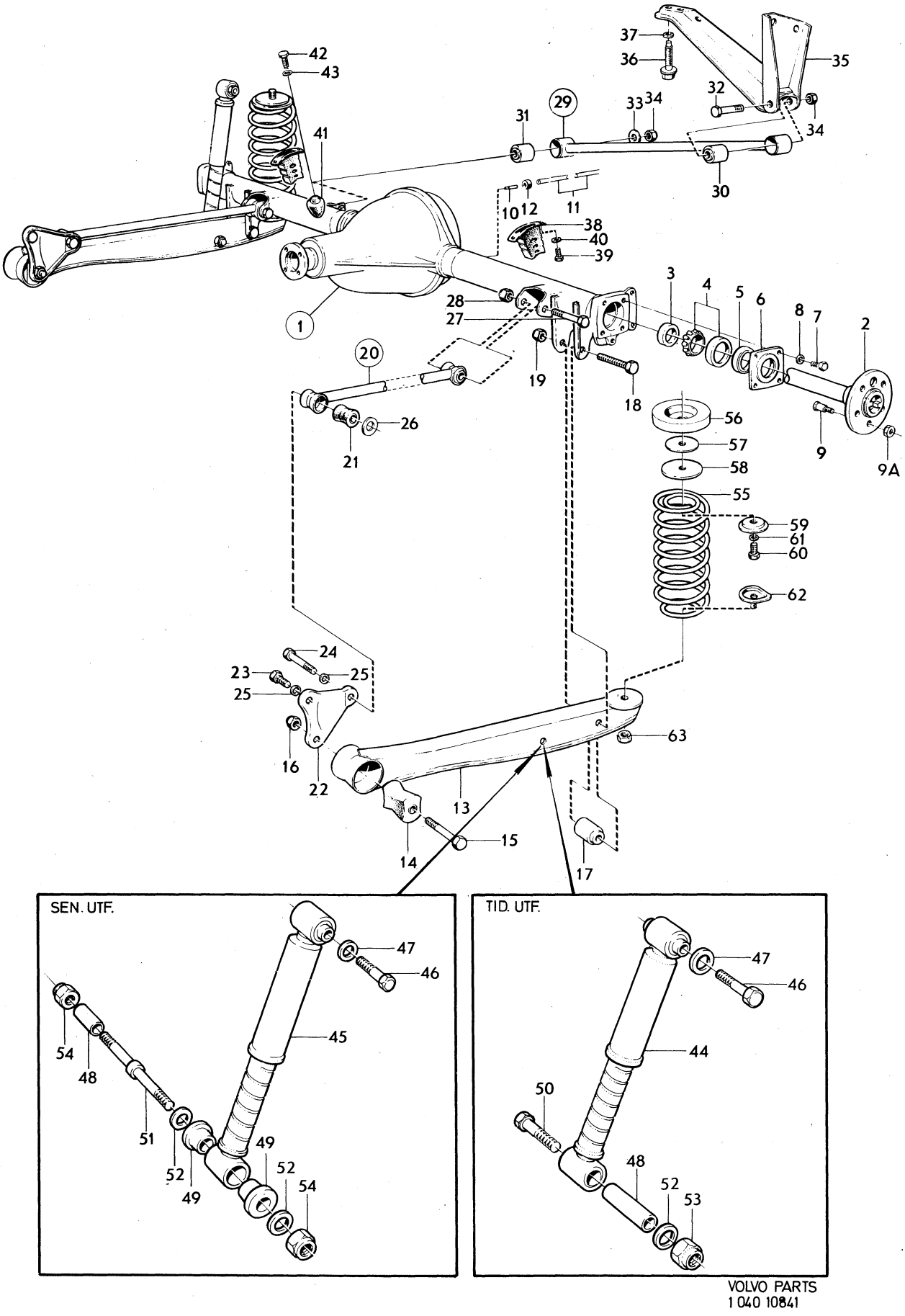

VOLVO PARTS
1 040 10841

Sida Page	Grupp Group	Bakaxel,upphängning	Rear axle,mountings	Illustration	1550
		142 CH 112400–,144 CH 138700–	142 CH 112400–,144 CH 138700–	10841	
118	4	145 CH 30900–	145 CH 30900–	1979–11	

Pos. Fig.	Antal/Quantity				Artikel nr Part No	Benämning	Description	Sats Kit	BPSR	Anmärkning Notes	
24	2	–	–	–	955568-1	Skruv	Screw			32)	1430
	2	–	–	–	955567-3	Skruv	Screw			33)	1440
25	4	–	–	–	940280-1	Fjädrande bricka	Resilient washer				1450
26	2	–	–	–	960145-1	Bricka	Washer			32)	1460
27	2	–	–	–	955569-9	Skruv	Bolt				1470
28	2	–	–	–	950356-6	Mutter	Nut				1480
29	1	–	–	–	677284-2	Tvärstag	Anti–roll bar				1490
30	1	–	–	–	672226-8	•Bussning	•Bushing				1500
31	1	–	–	–	675807-2	•Bussning	•Bushing				1510
32	1	–	–	–	955569-9	Skruv	Screw				1520
33	1	–	–	–	120804-0	Bricka	Washer				1[illegible]
34	2	–	–	–	950356-6	Mutter	Nut				1[illegible]
35	1	–	–	–	675317-2	Konsol	Bracket			30)	1550
	1	–	–	–	684313-0	Konsol	Bracket			31)	1560
36	4	–	–	–	943885-4	Skruv	Bolt				1570
37	4	–	–	–	940280-1	Fjädrande bricka	Resilient washer			TID UTF.	1580
38	2	–	–	–	675384-2	Gummibuffert	Rubber cushion			34) 142,144	1590
	2	–	–	–	683423-8	Gummibuffert	Rubber cushion			35) 142,144	1
	2	–	–	–	679555-3	Hålgummifjäder	Hollow rubber spring		8	145 CH 30900–61624,	2010
										EXCL 61600–61609.	2020
	2	–	–	–	684873-3	Hålgummifjäder	Hollow rubber spring		8	145 CH 61625–,	2030
	–	–	–	–						INCL 61600–61609.	2040
39	4	–	–	–	943909-2	Flänsskruv	Flange screw			(940133) SEN.UTF.	2050
40	4	–	–	–	942336-9	Fjäderbricka	Spring washer			TID.UTF.	2060
41	1	–	–	–	683538-3	Gummibuffert	Rubber cushion				2070
42	1	–	–	–	950058-8	Skruv	Screw				2080
43	1	–	–	–	955949-3	Låsbricka	Lock washer				2090
44	2	–	–	–	688253-4	Stötdämpare	Shock absorber		8	MÄRKT 688253	2100
										142 CH–260324 EXCL	2110
										259143–259292.	2120
										144 CH–274585 EXCL	2130
										272838–272942,	2140
										273963–274501.	2150
										ERS AV 1ST 273355–8,	2160
										1ST 272761–6.	2170
	2	–	–	–	282698-0	Stötdämpare	Shock absorber			MÄRKT 1210304,GT	2180
	2	–	–	–	679599-1	Stötdämpare	Shock absorber		8	145 CH–116029 EXCL	2190
										110299–110393,111388–	2[illegible]
										111441,112436–112584,	2.
										113574–113675,114655–	2220
										114704,115679–115832.	2230
										ERS AV 1ST 273349–1,	2240
										1ST 282761–6.	2250
x 45	2	–	–	–	273355-8	Stötdämpare	Shock absorber			(1212110)	2260
										142 CH 260325– INCL	2
										259143–259292.	2270
										144 CH 274586– INCL	2280
										272838–272942,	2290
										273963–274501.	2300
x	2	–	–	–	273349-1	Stötdämpare, förstärkt	Shock absorber, reinforced			(681763) 142–144, MÄRKT 273349.	2310 2311

30. 142 CH 112400–178959. 144 CH 138700–194139, 194149–194391. 145 CH 61610–61624.
31. 142 CH 178960–. 144 CH 194140–194148, 194302–. 145 CH 61600–61609, 61625–.
32. 142 CH 112400– 148889. 144 CH 138700–168952. 145 CH 30900–47011.
33. 142 CH 148890–. 144 CH 168953–. 145 CH 47012–.
34. 142 CH 112400–178959. 144 CH 138700–194139, 194149–194301.
35. 142 CH 178960–. 144 CH 194140–194148, 194302–.

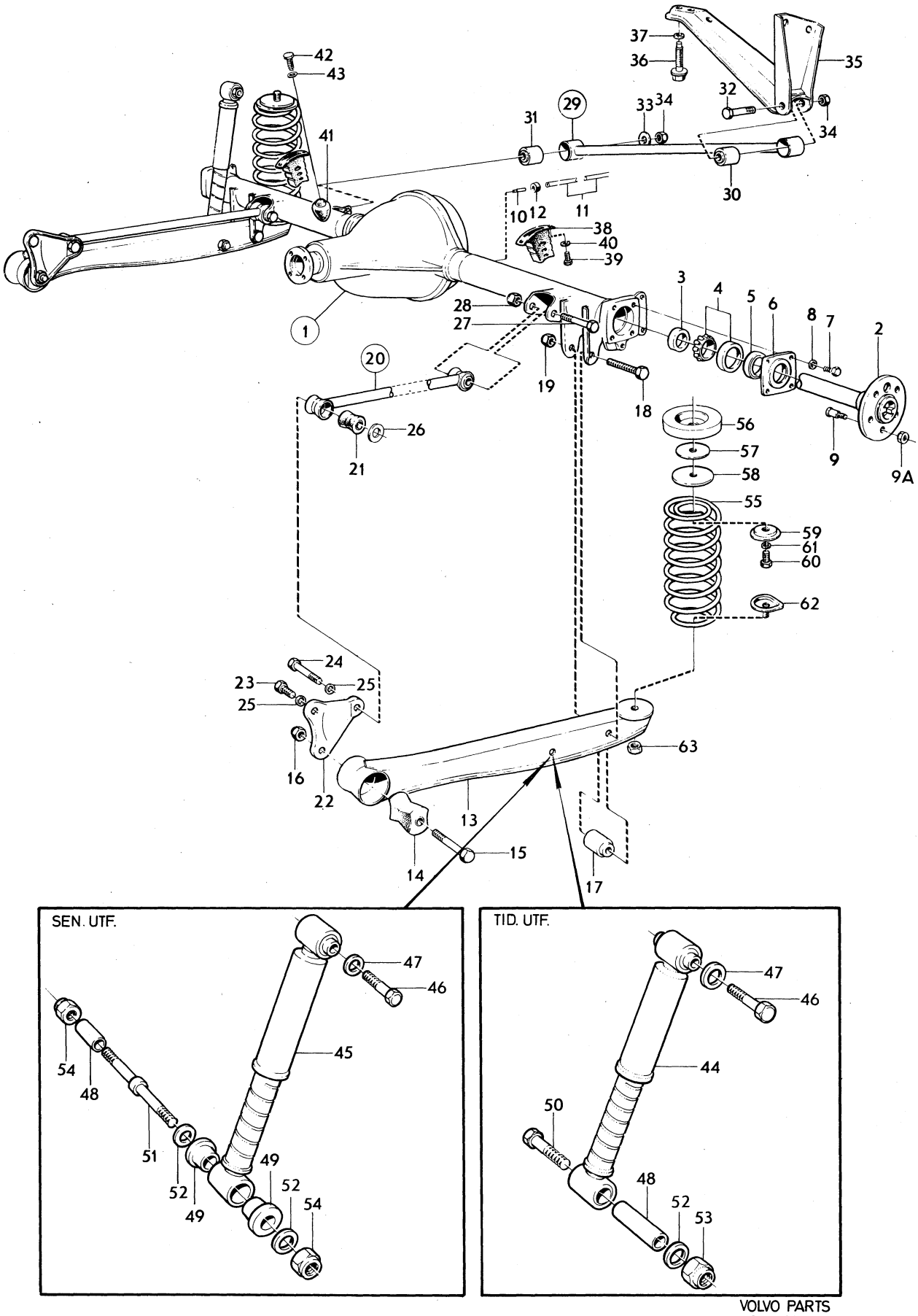

VOLVO PARTS
1 040 10841

Sida Page	Grupp Group	Bakaxel,upphängning	Rear axle,mountings	Illustration	1550
		142 CH 112400–,144 CH 138700–	142 CH 112400–,144 CH 138700–	10841	
120	4	145 CH 30900–	145 CH 30900–	1979–11	

Pos. Fig.	Antal/Quantity				Artikel nr Part No	Benämning	Description	Sats Kit	B P S R	Anmärkning Notes	
x	2	–	–	–	273349-1	Stötdämpare	Shock absorber			(688261)	2320
										145 CH 116030– INCL	2321
										110299–110393,111388–	2330
										111441,112436–112584,	2340
										113574–113675,114655–	2350
										114704,115679–115832.	2360
46	2	–	–	–	942760-0	Skruv	Screw	S			2370
47	2	–	–	–	940280-1	Fjädrande bricka	Resilient washer	S			2380
48	2	–	–	–	675874-2	Distansrör	Spacer tube	S			2390
49	4	–	–	–	89567-2	Gummibussning	Rubber bushing	S		SEN.UTF.	2400
50	2	–	–	–	941857-5	Skruv	Screw	S		TID.UTF.	2
x 51	2	–	–	–	1221574-5	Lagerbult	Bearing bolt	S		(1212112) SEN UTF.	24
52	2	–	–	–	960145-1	Bricka	Washer	S			2430
53	2	–	–	–	950356-6	Mutter	Nut	S		TID.UTF.	2440
54	4	–	–	–	950376-4	Mutter	Nut	S		SEN.UTF.	2450
55	2	–	–	–	683916-1	Bakfjäder	Rear spring			142–144	2460
	2	–	–	–	677252-9	Bakfjäder, förstärkt	Rear spring, reinforced			(678861) 142–144.	2
	2	–	–	–	677252-9	Bakfjäder	Rear spring			145 HV	2480
	2	–	–	–	683290-1	Bakfjäder	Rear spring			145 HV,FÖRSTÄRKT,	2490
										REINFORCED,145 SV	2500
	2	–	–	–	1212231-3	Bakfjäder	Rear spring			46)145 HT	2510
56	1	–	–	–	687457-2	Distansbricka	Spacer washer			145 CH 64531– INCL	2520
										64093–64172.	2530
57	2	–	–	–	675266-1	Fjäderplatta	Spring plate				2540
58	2	–	–	–	676915-2	Mellanlägg	Spacer				2550
59	2	–	–	–	675814-8	Fästbricka	Anchorage washer				2560
60	2	–	–	–	955535-0	Skruv	Screw			L 31,7 142–144	2570
										145 CH–64530 EXCL	2580
										64093–64172	2590
	1	–	–	–	944429-0	Flänsskruv	Flange screw			145 CH 64531–, INCL	3010
										64093–64172 ·	3020
	1	–	–	–	955536-8	Skruv	Screw			L 45,145 CH 64531–.	3030
										INCL 64093–64172	3040
61	1	–	–	–	942336-9	Fjädrande bricka	Resilient washer				3050
62	2	–	–	–	675815-5	Fästbricka	Anchorage washer		8	ERS AV 1ST 1206811–0,	3060
										1ST 945654–2.	3061
63	2	–	–	–	950354-1	Mutter	Nut				30
	1	–	–	–	273016-6	Monteringssats, stötdämpare	Installation kit, shock absorber				3090
	1	–	–	–	282761-6	Monteringssats, stötdämpare	Installation kit, shock absorber			51)	3100
											3110

46. Endast för vagnar med ett lägsta bakaxeltryck av 900 kg. Only for trucks with a lowest rear axle load of 900 kg. Seulement pour véhicules où le poids sous essieu arrière est au minimum de 900 kg. Nur für Wagen mit einer Hinterachslast von mindestens 900 kg. Sólo para vehículos con la menor presión sobre eje posterior de 900 kg.

51. Monteras vid övergång från tidigare till senare utförande av stötdämpare. Installed in conjunction with transition from earlier to late production shock absorbers. Doit être monté lorsqu'un amortisseur d'ancienne version est remplacé par un nouvel amortisseur. Wird beim Übergang von der alten auf die neue Stossdämpferausführung montiert Se monta al hacer el cambio de silenciador de antiguo modelo al nuevo.

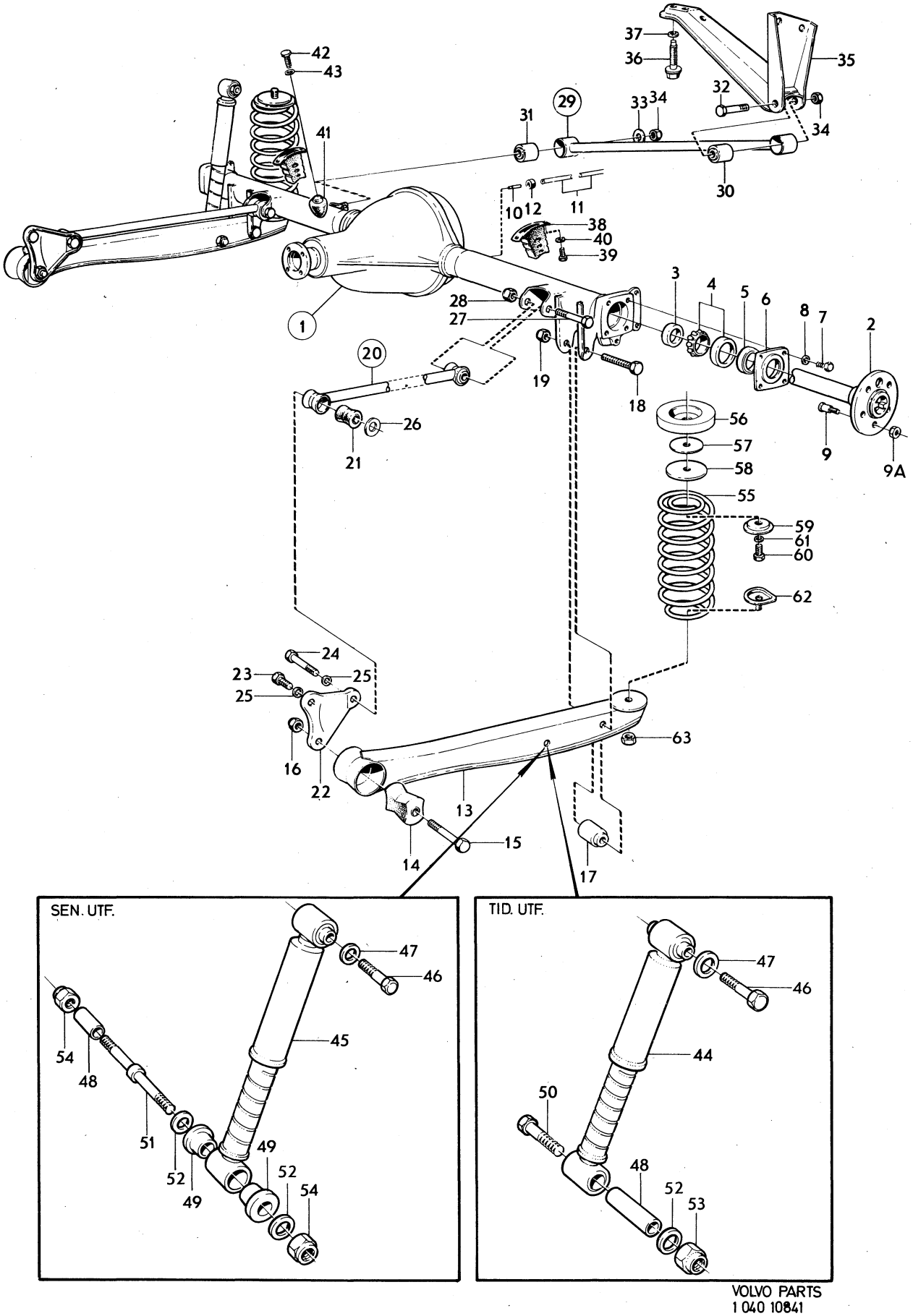

VOLVO PARTS
1 040 10841

Sida Page	Grupp Group	Bakaxel	Rear axle	Illustration
122	4			9503 1979–11

Pos. Fig.	Antal/Quantity 255 491	255 606	255 565		Artikel nr Part No	Benämning	Description	Sats Kit	BPSR	Anmärkning Notes	
1	1	–	–	–	255491-3	Bakaxel	Rear axle			BXL UTV 4.10/1	1010
	–	1	–	–	255606-6	Bakaxel	Rear axle			BXL UTV 4.30/1	1020
	–	–	1	–	255565-4	Bakaxel	Rear axle		8	BXL UTV 4.56/1	1030
										ERS AV 255606–6.	1031
2	1	1	1	–	384559-1	•Bakaxelkåpa	•Rear axle casing			(384193)	1040
3	2	2	2	–		••Överfall	••Cap		8		1050
4	4	4	4	–	955551-7	••Skruv	••Screw				1060
5	1	1	1	–		••Fäste	••Anchorage		8		1070
6	2	2	2	–		••Fäste	••Anchorage		8		1080
7	1	1	1	–	89671-2	•Inspektionslock	•Inspection cover			(89253)	1090
8	1	1	1	–	952359-8	•Propp	•Plug				[illegible]
9	1	1	1	–	89254-7	•Packning	•Gasket				[illegible]
10	10	10	10	–	955523-6	•Skruv	•Screw			TID UTF	1120
	10	10	10	–	942402-9	•Skruv	•Screw			SEN UTF	1130
11	10	10	10	–	955949-3	•Bricka	•Washer			TID UTF	1140
12	1	1	1	–	384198-8	•Differential	•Differential			6)	1150
13	1	1	1	–	384199-6	••Hus	••Housing		8	ERS AV 383258–1	[illegible]
14	1	1	1	–	273224-6	••Differentialdrevsats	••Differential gear kit				[illegible]
15	2	2	2	–		•••Differentialhjul	•••Diff. side pinion	S			1180
15a	2	2	2	–		•••Differentialhjul	•••Diff. side gear	S			1190
16	2	2	2	–	384366-1	••Tryckbricka	••Thrust washer		8	ALT. TJ 0.78 MM	1200
										ERS AV 1217077–5	1201
	2	2	2	–	384367-9	••Tryckbricka	••Thrust washer		8	ALT. TJ 0.82 MM	1210
										ERS AV 1217077–5	1211
	2	2	2	–	384368-7	••Tryckbricka	••Thrust washer		8	ALT. TJ 0.86 MM	1220
										ERS AV 1217077–5	1221
	2	2	2	–	384369-5	••Tryckbricka	••Thrust washer		8	ALT. TJ 0.90 MM	1230
										ERS AV 1217077–5	1231
	2	2	2	–	384370-3	••Tryckbricka	••Thrust washer		8	ALT. TJ 0.94 MM	1240
										ERS AV 1217077–5	1241
x	2	2	2	–	1217077-5	••Fjädrande tryckbricka	••Resilient thrust washer				1250 1251
17	2	2	2	–	384209-3	••Tryckbricka	••Thrust washer				1260
18	1	1	1	–	384201-0	••Axeltapp	••Pivot pin				1270
19	1	1	1	–	191838-2	••Låspinne	••Lock pin				1280
20	1	1	1	–	384203-6	••Distanshylsa	••Spacer sleeve				1290
21	1	–	–	–	273126-3	•Kronhjul och pinjong	•Crown wheel and pinion		8	ERS AV 273407–7	1300 [illegible]
x	1	–	–	–	273407-7	•Kronhjul och pinjong	•Crown wheel and pinion				[illegible] 1306
	–	1	–	–	273128-9	•Kronhjul o. pinjong	•Crown wheel and pinion			(384214)	1310
	–	–	1	–	273127-1	•Kronhjul o. pinjong	•Crown wheel and pinion			(384212)	1320
22	10	–	–	–	191807-7	••Skruv, för 273126–3	••Screw, for 273126–3			3/8 UNF	1325
x	10	–	–	–	1217099-9	••Skruv, för 273407–7	••Screw, for 273407–7				[illegible]
	–	10	10	–	191807-7	••Skruv	••Screw				[illegible]
22a	10	10	10	–	942336-9	••Fjädrande bricka	••Resilient washer			ALT.	1335
23	1	1	1	–	80513-5	••Bricka	••Washer			ALT.	1340
24	1	–	–	–	88726-5	••Mutter, för 273126–3	••Nut, for 273126–3			3/4–16 UNF	1350
x	1	–	–	–	947855-3	••Låsmutter, för 273407–7.	••Lock nut, for 273407–7.			M20	1352 1353
x	3	3	3	–	1128478-3	••Olja	••Oil			(281478)	1360
25	2	2	2	–	181305-4	•Rullager, innerring	•Roller bearing, cone				1370
26	2	2	2	–	181662-8	•Rullager, ytterring	•Roller bearing, cup				1380
27	–	–	–	–		•Justermellanlägg, ALT	•Shims, ALT				1390
	ERF	ERF	ERF	–	81374-1	••Justermellanlägg	••Shim			TJ 0.08 MM.	1400
	ERF	ERF	ERF	–	81375-8	••Justermellanlägg	••Shim			TJ 0.13 MM.	1410
	ERF	ERF	ERF	–	120622-6	••Justermellanlägg	••Shim			TJ 0.25 MM.	1420

6. Vid byte till " Anti– Spinn" skall differential 384498 monteras. With transition to Anti– Spinn, differential 384498 must be installed. Lors de remplacement de " No Spin" le différentiel 384498 doit être monté. Beim Übergang auf Ant1– Spinn 1st Ausgleichgetriebe 384498 einzubauen. Al cambiar a " No Spin" debe montarse el diferensial 384498.

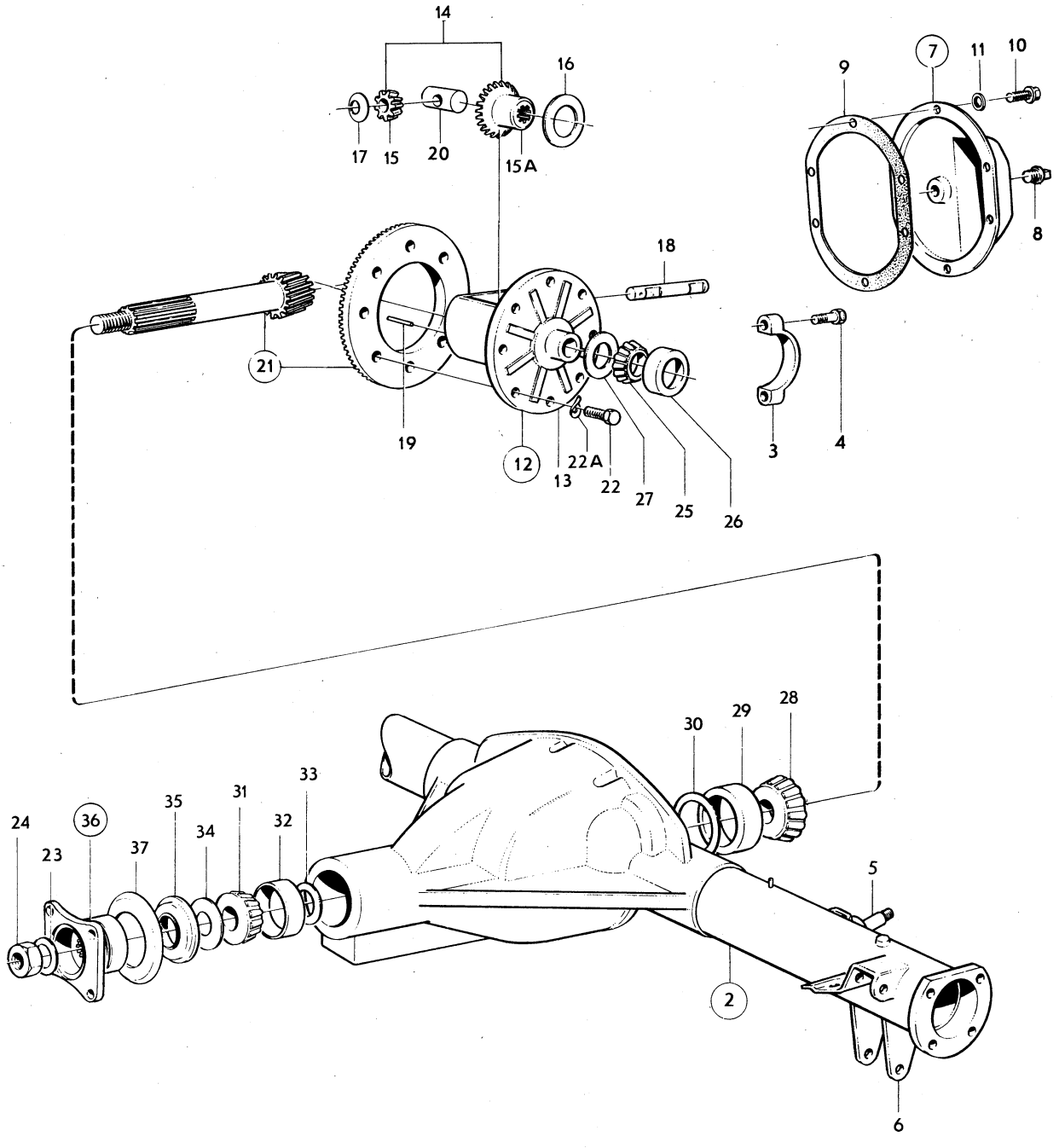

VOLVO
KA 9503

Sida Page	Grupp Group	Bakaxel	Rear axle	Illustration	1600
124	4			9503 1979–11	

Pos. Fig.	Antal/Quantity 255 491	255 606	255 565		Artikel nr Part No	Benämning	Description	Sats Kit	B P S R	Anmärkning Notes	
	ERF	ERF	ERF	–	81377-4	••Justermellanlägg	••Shim			TJ 0.76 MM.	1430
28	1	1	1	–	181303-9	•Rullager,innerring	•Roller bearing,cone				1440
29	1	1	1	–	181304-7	•Rullager,ytterring	•Roller bearing,cup				1450
30	–	–	–	–		•Justermellanlägg, ALT	•Shims, ALT				1460
	ERF	ERF	ERF	–	87655-7	••Justermellanlägg	••Shim			TJ 0.08 MM.	1470
	ERF	ERF	ERF	–	191840-8	••Justermellanlägg	••Shim			TJ 0.13 MM.	1480
	ERF	ERF	ERF	–	191841-6	••Justermellanlägg	••Shim			TJ 0.25 MM.	1490
31	1	1	1	–	181301-3	•Rullager,innerring	•Roller bearing,cone				1500
32	1	1	1	–	181302-1	•Rullager,ytterring	•Roller bearing,cup				1510
33	–	–	–	–		•Justermellanlägg, ALT	•Shims, ALT				1520
	ERF	ERF	ERF	–	191834-1	••Justermellanlägg	••Shim			TJ 0.08 MM	[illegible]
	ERF	ERF	ERF	–	191835-8	••Justermellanlägg	••Shim			TJ 0.13 MM	[illegible]0
	ERF	ERF	ERF	–	191837-4	••Justermellanlägg	••Shim			TJ 0.25 MM	1550
	ERF	ERF	ERF	–	191836-6	••Justermellanlägg	••Shim			TJ 0.75 MM	1560
34	1	1	1	–	80506-9	•Oljeslungare	•Oil deflector				1570
35	1	1	1	–	942905-1	•Oljetätning	•Oil seal			(942896)	1580
36	1	1	1	–	384281-2	•Medbringare	•Companion flange				[illegible]0
37	1	1	1	–	81388-1	••Dammslungare	••Dust slinger				[illegible]J.

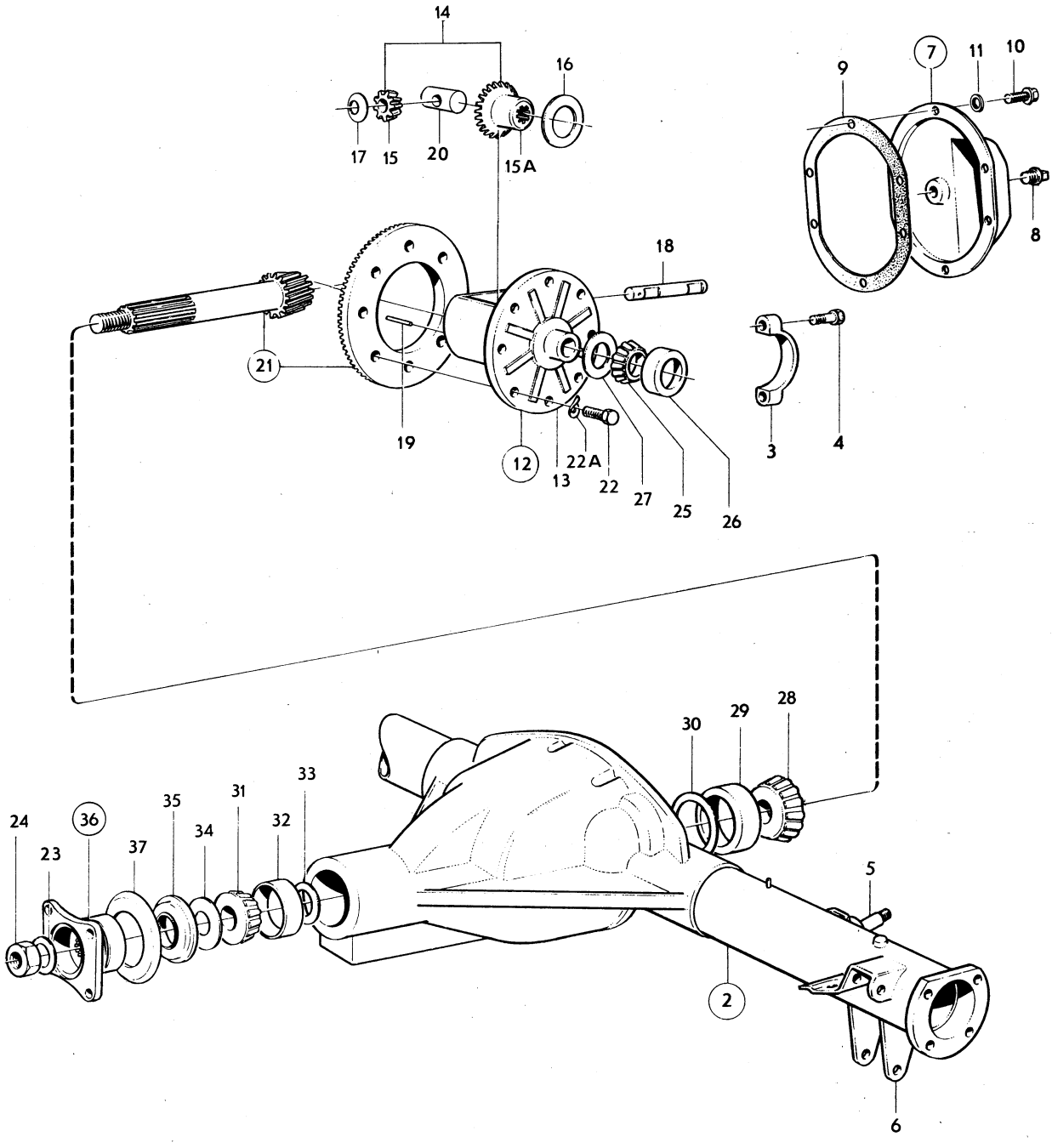

VOLVO
KA9503

Sida / Page 126 — Grupp / Group 4 — Bakaxel / Rear axle — Illustration 9504 1979–11 — 1650

Pos. Fig.	Antal/Quantity 255 626	255 627	255 697	255 698	Artikel nr Part No	Benämning	Description	Sats Kit	BPSR	Anmärkning Notes	
1	1	–	–	–	255626-4	Bakaxel	Rear axle		8	BXL UTV 4.10/1	1010
										ERS AV 255802–1.	1011
	–	1	–	–	255627-2	Bakaxel	Rear axle		8	BXL UTV 4.30/1	1020
										ERS AV 255803–9	1021
	–	–	1	–	255697-5	Bakaxel	Rear axle		8	BXL UTV 4.10/1	1030
										ERS AV 255802–1	1031
	–	–	–	1	255698-3	Bakaxel	Rear axle		8	BXL UTV 4.30/1	1040
										ERS AV 255803–9.	1041
2	1	1	–	–	384768-8	•Bakaxelkåpa	•Rear axle casing		8	45) ERS AV 383229–2.	1050
x	–	–	1	1	383229-2	•Bakaxelkåpa	•Rear axle casing				1060
3	2	2	2	2		••Överfall	••Cap		8		[illegible]
4	4	4	4	4	955551-7	••Skruv	••Screw				[illegible]
5	1	1	1	1		••Fäste	••Anchorage		8		1090
6	2	2	2	2		••Fäste	••Anchorage		8		1100
6a	–	–	1	1	951901-8	•Propp	•Plug				1110
7	1	1	1	1	89671-2	•Inspektionslock	•Inspection cover			(89253)	1120
8	1	1	1	1	952359-8	•Propp	•Plug				[illegible]
9	1	1	1	1	89254-7	•Packning	•Gasket				[illegible]
10	10	10	10	10	942402-9	•Skruv	•Screw				1150
11	1	1	1	1	384726-6	•Differential	•Differential		8	12) ERS AV 1232051–1	1160
12	1	1	1	1	384199-6	••Hus	••Housing		8	ERS AV 383258–1	1170
13	1	1	1	1	273224-6	••Differentialdrevsats	••Differential gear kit				1180
14	2	2	2	2		•••Differentialhjul	•••Diff.side pinion	S			1190
15	2	2	2	2		•••Differentialhjul	•••Diff.side gear	S			1200
15a	2	2	2	2	384366-1	••Tryckbricka	••Thrust washer		8	ALT. TJ 0.78 MM.	1220
										ERS AV 1217077–5.	1221
	2	2	2	2	384367-9	••Tryckbricka	••Thrust washer		8	ALT. TJ 0.82 MM.	1230
										ERS AV 1217077–5.	1231
	2	2	2	2	384368-7	••Tryckbricka	••Thrust washer		8	ALT. TJ 0.86 MM	1240
										ERS AV 1217077–5.	1241
	2	2	2	2	384369-5	••Tryckbricka	••Thrust washer		8	ALT. TJ 0.90 MM	1250
										ERS AV 1217077–5.	1251
	2	2	2	2	384370-3	••Tryckbricka	••Thrust washer		8	ALT. TJ 0.94 MM	1260
										ERS AV 1217077–5.	1261
x	2	2	2	2	1217077-5	••Fjädrande tryckbricka	••Resilient thrust washer				1265 1266
16	2	2	2	2	384209-3	••Tryckbricka	••Thrust washer				1270
17	1	1	1	1	384201-0	••Axeltapp	••Pivot pin				[illegible]
18	1	1	1	1	191838-2	••Låspinne	••Lock pin				[illegible]
19	1	–	1	–	273126-3	•Kronhjul och pinjong	•Crown wheel and pinion		8	ERS AV 273407–7.	1300 1301
x	1	–	1	–	273407-7	•Kronhjul och pinjong	•Crown wheel and pinion				1305 1306
	–	1	–	1	273128-9	•Kronhjul och pinion	•Crown wheel and pinion				1310
20	10	10	10	10	191807-7	••Skruv	••Screw				[illegible]
20a	–	10	–	10	942336-9	••Fjädrande bricka	••Resilient washer				1325
	10	–	10	–	942336-9	••Fjädrande bricka	••Resilient washer			ALT.	1326
21	–	1	–	1	80513-5	••Bricka	••Washer				1330
	1	–	1	–	80513-5	••Bricka	••Washer			ALT.	1331
22	1	1	1	1	88726-5	••Mutter, för 273126–3	••Nut, for 273126–3			3/4–16 UNF.	1340

12. Vid byte till " Anti– Spinn" skall differential 384727 monteras. With transition to Anti– Spinn, differential 384727 must bi installed. Lors de remplacement de " No Spin" le différentiel 384727 doit être monté. Beim Übergang auf Anti– Spinn 1st Ausgleichgetriebe 384727 einzubauen. Al cambiar a " No Spin" debe montarse el diferencial 384727.

45. Ersättes på följande CH nr även av 2 st 672616–0. Replaced on following chassis nos. also by: 2 pos. 672616–0. Est remplacé sur les numéros de châssis suivants, même par 2 pièces 672616–0. Wird bei folgenden Fahrgestellnummern auch durch 2 St 672616–0 ersetzt. Se substituye en los siguientes números de chasis por 2 unidades 672616–0. 142 CH 123079–123500, 123691–124854, 125026–178959. 144 CH 147286–147311, 147374–147510, 147867–148755, 148942–194139, 194149–194301. 145 CH 33950–34086, 34141–34694, 34790–35409, 35442–36031, 36062–61599, 61610–61624.

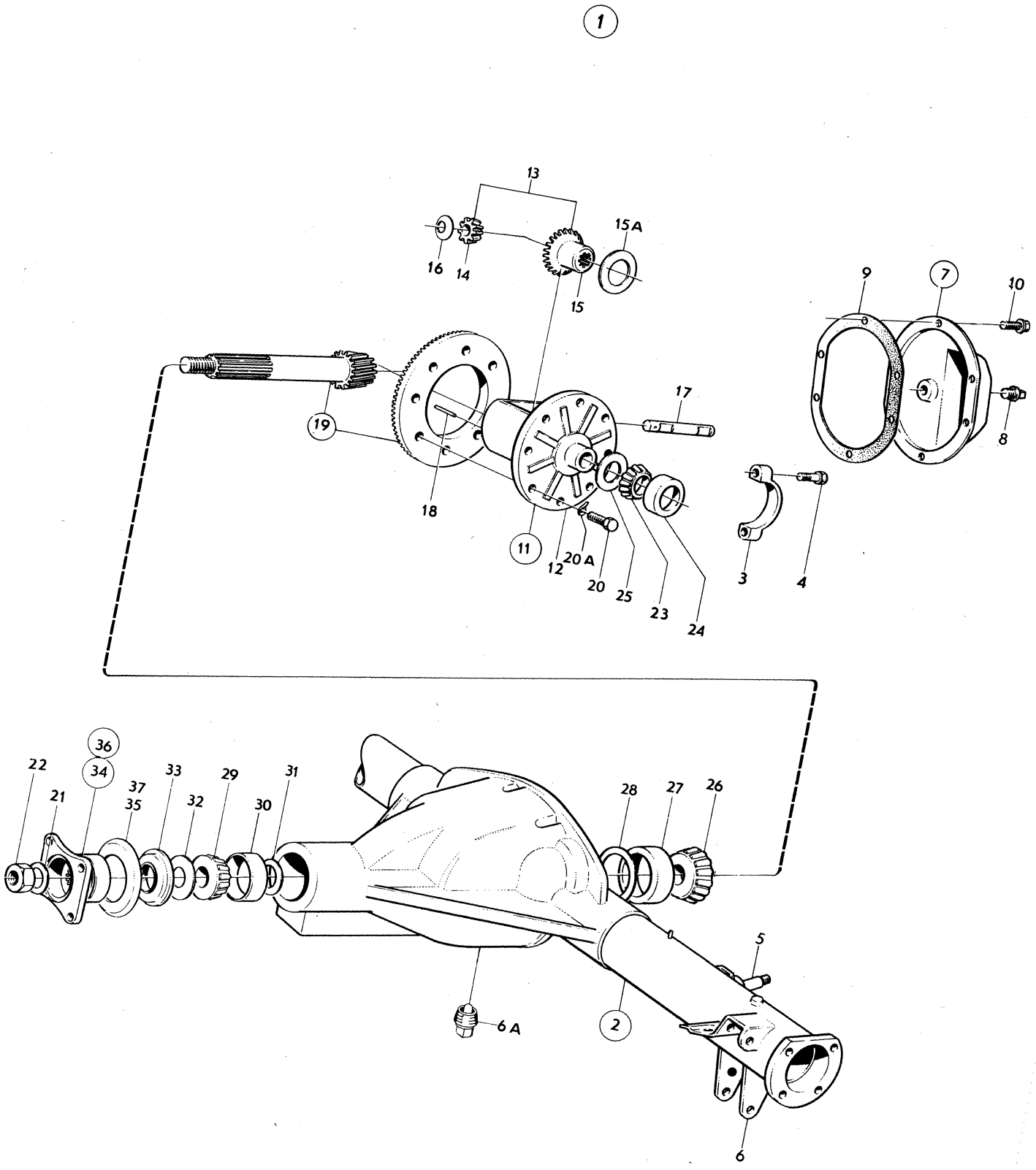

VOLVO
KA 9504

Sida Page	Grupp Group	Bakaxel	Rear axle	Illustration	1650
128	4			9504 1979–11	

	Pos. Fig.	Antal/Quantity 255 626	255 627	255 697	255 698	Artikel nr Part No	Benämning	Description	Sats Kit	B P S R	Anmärkning Notes	
x		1	1	1	1	947855-3	••Låsmutter, för 273407–7.	••Lock nut, for 273407–7			M20.	1341 1342
x		3	3	3	3	1128478-3	••Olja	••Oil			(281478)	1350
	23	2	2	2	2	181305-4	•Rullager,innerring	•Roller bearing cone				1360
	24	2	2	2	2	181662-8	•Rullager,ytterring	•Roller bearing cup				1370
	25	–	–	–	–		•Justermellanlägg, ALT	•Shims, ALT				1380
		ERF	ERF	ERF	ERF	81374-1	••Justermellanlägg	••Shim			TJ 0.08 MM	1390
		ERF	ERF	ERF	ERF	81375-8	••Justermellanlägg	••Shim			TJ 0.13 MM	1400
		ERF	ERF	ERF	ERF	120622-6	••Justermellanlägg	••Shim			TJ 0.25 MM	1410
		ERF	ERF	ERF	ERF	81377-4	••Justermellanlägg	••Shim			TJ 0.76 MM	1420
	26	1	1	1	1	181303-9	•Rullager,innerring	•Roller bearing cone				[illegible]
	27	1	1	1	1	181304-7	•Rullager,ytterring	•Roller bearing cup				[illegible]
	28	–	–	–	–		•Justermellanlägg, ALT	•Shims, ALT				1450
		ERF	ERF	ERF	ERF	87655-7	••Justermellanlägg	••Shim			TJ 0.08 MM	1460
		ERF	ERF	ERF	ERF	191840-8	••Justermellanlägg	••Shim			TJ 0.13 MM	1470
		ERF	ERF	ERF	ERF	191841-6	••Justermellanlägg	••Shim			TJ 0.25 MM	1480
	29	1	1	1	1	181301-3	•Rullager,innerring	•Roller bearing cone				[illegible]
	30	1	1	1	1	181302-1	•Rullager,ytterring	•Roller bearing cup				[illegible]
	31	–	–	–	–		•Justermellanlägg, ALT	•Shims, ALT				1510
		ERF	ERF	ERF	ERF	191834-1	••Justermellanlägg	••Shim			TJ 0.08 MM	1520
		ERF	ERF	ERF	ERF	191835-8	••Justermellanlägg	••Shim			TJ 0.13 MM	1530
		ERF	ERF	ERF	ERF	191837-4	••Justermellanlägg	••Shim			TJ 0.25 MM	1540
		ERF	ERF	ERF	ERF	191836-6	••Justermellanlägg	••Shim			TJ 0.75 MM	1550
	32	1	1	1	1	80506-9	•Oljeslungare	•Oil deflector				1560
	33	1	1	1	1	942905-1	•Oljetätning	•Seal ring				1570
	34	1	1	–	–	384281-2	•Medbringare	•Companion flange				2010
		–	–	1	1	384281-2	•Medbringare	•Companion flange			D 87,3	2020
											142 144 B20A, B, D, F	2030
											145 B20A, B, D.	2040
	35	1	1	1	1	81388-1	••Dammslungare	••Dust slinger				2050
	36	–	–	1	1	384720-9	Medbringare	Companion flange			D 97,0	2060
		–	–	–	–						142 144 B20E	2070
		–	–	–	–						145 B20E, F	2080
	37	–	–	1	1	81388-1	•Dammslungare	•Dust slinger				2090

1

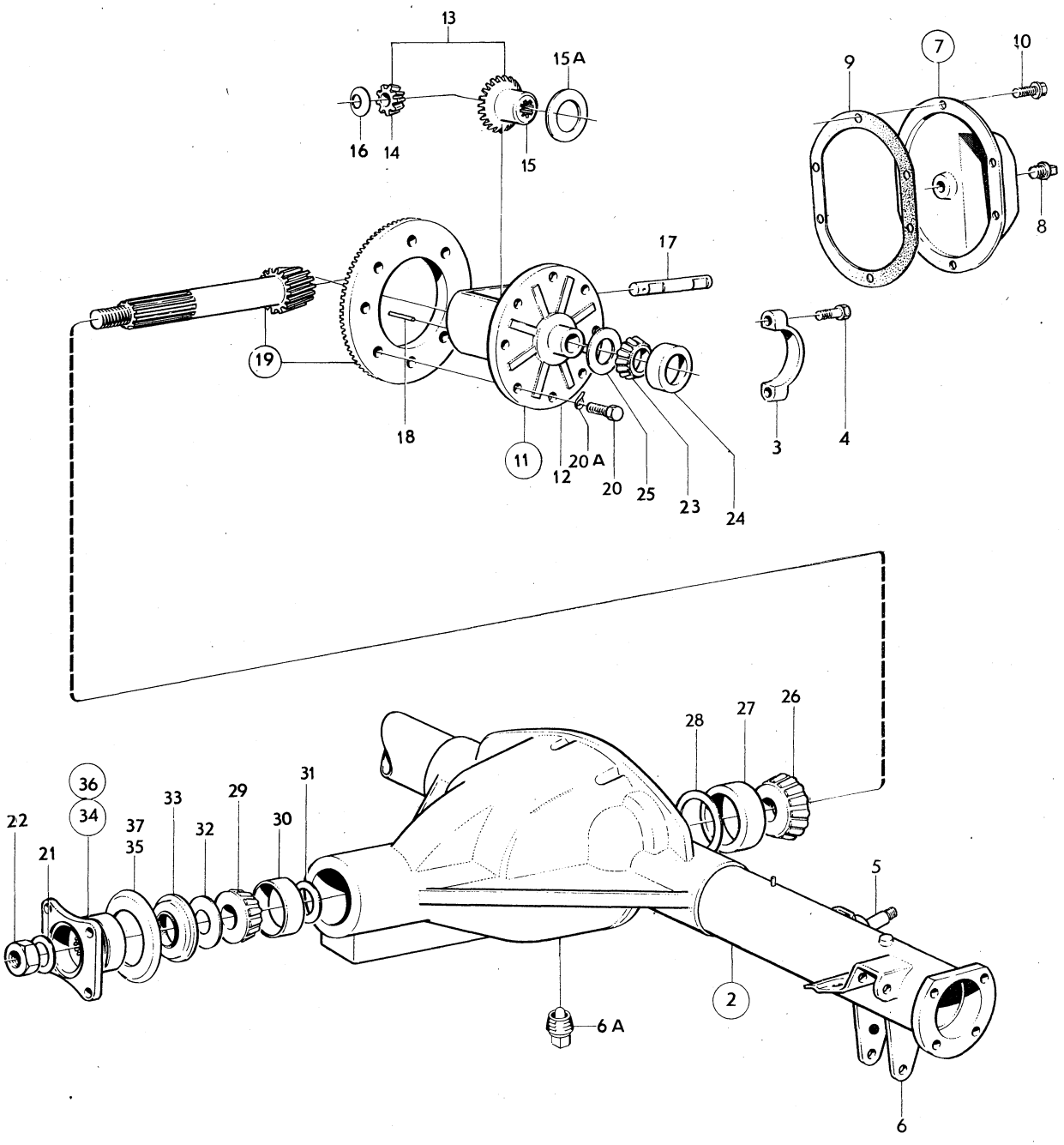

VOLVO
KA9504

Sida Page	Grupp Group	Differential anti–spinn	Differential anti–spinn	Illustration	1700
130	4			7643 1979–11	

Pos. Fig.	Antal/Quantity 384 498	384 727			Artikel nr Part No	Benämning	Description	Sats Kit	BPSR	Anmärkning Notes	
1	1	–	–	–	384498-2	Differential	Differential		8	142 CH–112399	1010
										144 CH–138699	1020
										145 CH–30899	1030
										ERS AV 1ST 384727–4,	1032
										2ST 384509–6,	1033
										1ST 942654–5.	1034
	–	1	–	–	384727-4	Differential	Differential			142 CH 112400–	1040
										144 CH 138700–	1050
										145 CH 30900–	1060
2	1	1	–	–		•Hus,2 halvor	•Housing,2 halves		8		1070
3	8	8	–	–	384511-2	•Skruv	•Screw				1080
4	4	4	–	–	633262-1	•Lamell	•Disc				1090
5	2	2	–	–	384510-4	•Lamellnav	•Disc hub				1100
6	4	4	–	–	384505-4	•Differentialhjul	•Side pinion				1110
7	2	2	–	–	384507-0	•Axel	•Shaft				1120
8	2	–	–	–	384509-6	•Distanshylsa	•Spacer sleeve				1130
9	1	–	–	–	942654-5	•Spännstift	•Tensioner pin				1140
10	2	2	–	–	384504-7	•Differentialhjul	•Side gear				1150
11	2	–	–	–	666248-0	•Lamell	•Disc			TJ 1.5 MM	1160
12	2	–	–	–	666249-8	•Lamell	•Disc			TJ 2.4 MM, PLAN/FLAT	1170
13	2	–	–	–	666250-6	•Lamell	•Disc			TJ 2.4 MM,	1180
	–	–	–	–						KUPIG/DISHED	1200

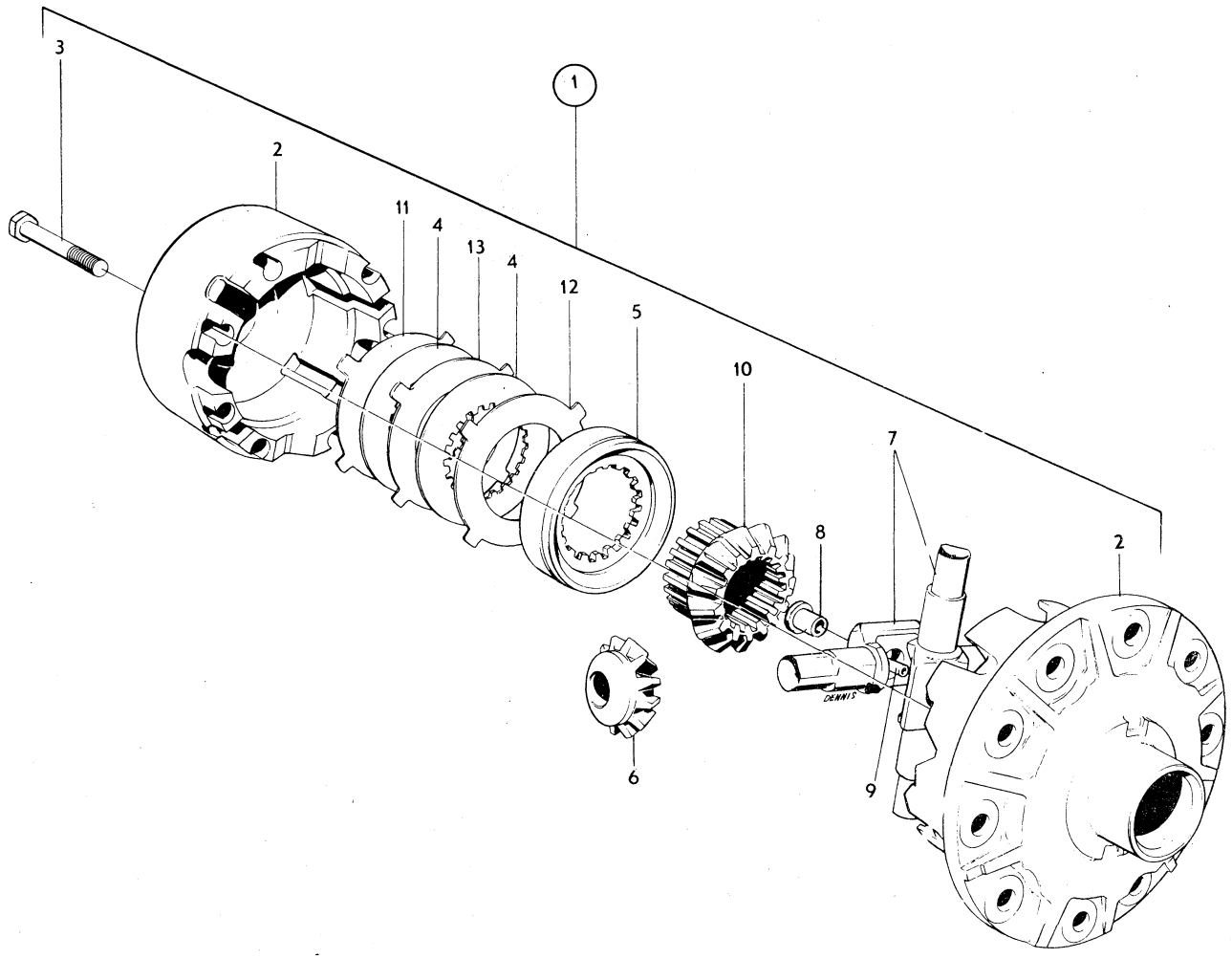

VOLVO
KA 7643

0001

	Innehållsförteckning / Index / Table des matières	Inhaltsverzeichnis / Indice	Grupp / Group	Sida / Page
1979–11			5	1

0020
0040 BROMSAR — Sida — Koord.
0060
0080 Bromssystem ..... 2 — 3-A03
0100
0120
0140
0160
0180 BRAKES — Page — Grid
0200
0220 Brake system ..... 2 — 3-A03
0240
0260
0280
0300
03 FREINS — Page — Grid
034
0360 Système de freins ..... 2 — 3-A03
0380
0400
0420
04
04 BREMSEN — Seite — Grid
0480
0500 Bremsanlage ..... 2 — 3-A03
0520
0540
0560
0580
0600 FRENOS — Página — Grid
0620
0640 Sistema de frenos ..... 2 — 3-A03

Sida / Page 2 | Grupp / Group 5 | Bromssystem / Brake system | Illustration 8952 1979–11 | 0050

Pos. Fig.	Antal/Quantity				Artikel nr Part No	Benämning	Description	Sats Kit	B P S R	Anmärkning Notes	
1	–	–	–	–		Framhjulsbroms, Girling	Front wheel brake, Girling			23) SE SIDA 4, 3-A05	0020 0040
	–	–	–	–		Framhjulsbroms, ATE	Front wheel brake, ATE			24) SE SIDA 6, 3-A07	0060 0080
2	–	–	–	–		Bakhjulsbroms, Girling 142 CH–112399, 144 CH–138699, 145 USA, CAN	Rear wheel brake, Girling 142 CH–112399, 144 CH–138699, 145 USA, CAN			SE SIDA 8, 3-A09	0100 0120 0140 0160 0180
	–	–	–	–		Bakhjulsbroms, Girling 145 excl USA, CAN CH–30899.	Rear wheel brake, Girling 145 excl USA, CAN CH–30899			SE SIDA 10, 3-A11	0200 0220 0240 0260
	–	–	–	–		Bakhjulsbroms, Girling 142 CH 112400–, 144 CH 138700–, 145 excl USA, CAN CH 30900–41432 excl 40821–40879, 41369–41402.	Rear wheel brake, Girling 142 CH 112400–, 144 CH 138700–, 145 excl USA, CAN CH 30900–41432 excl 40821–40879, 41369–41402.			SE SIDA 12, 3-A13	0280 0300 0320 0340 0360 0380 0400 0420
	–	–	–	–		Bakhjulsbroms, ATE 145 excl USA, CAN CH 41433–95121, incl 40821–40879, 41369–41402.	Rear wheel brake, ATE 145 excl USA, CAN CH 41433–95121, incl 40821–40879, 41369–41402.			SE SIDA 14, 3-A15	0440 0460 0480 0500 0520 0540
	–	–	–	–		Bakhjulsbroms, ATE 145 excl USA, CAN CH 95122–.	Rear wheel brake, ATE 145 excl USA, CAN CH 95122–.			SE SIDA 16, 3-A17	0560 0580 0600 0620
3	–	–	–	–		Komplettenheter	Complete units			SE SIDA 18, 3-A19	0640
4	–	–	–	–		Rörledningar 142 CH–178959, 144 CH–194139, 145 CH–61599.	Pipe lines 142 CH–178959, 144 CH–194139, 145 CH–61599.			SE SIDA 22, 3-A23	0660 0680 0700 0720
	–	–	–	–		Rörledningar 142 CH 178960–, 144 CH 194140–, 145 CH 61600–.	Pipe lines 142 CH 178960–, 144 CH 194140–, 145 CH 61600–.			SE SIDA 26, 3-B03	0740 0760 0780 0800
5	–	–	–	–		Handbroms	Hand brake			SE SIDA 28, 3-B05	0820
	–	–	–	–		Handbroms, mittplacerad	Hand brake, middle placed			SE SIDA 36, 3-B13	0840 0860
6	–	–	–	–		Dubbelkommando spec utf 1593, 1665	Duel control spec utf 1593, 1665			SE SIDA 48, 3-C01	0880 0900

23. 142 excl VENV. 142 VENV CH–135359. 144 excl VENV. 144 VENV CH–157958. 145 USA, CAN. 145 excl USA, CAN CH–41432, excl 40821–40879, 41369–41402.

24. 142 excl VENV. 142 VENV CH 135360–. 144 excl VENV. 144 VENV CH 157959–. 145 excl USA, CAN CH 41433–, incl 40821–40879, 41369–41402.

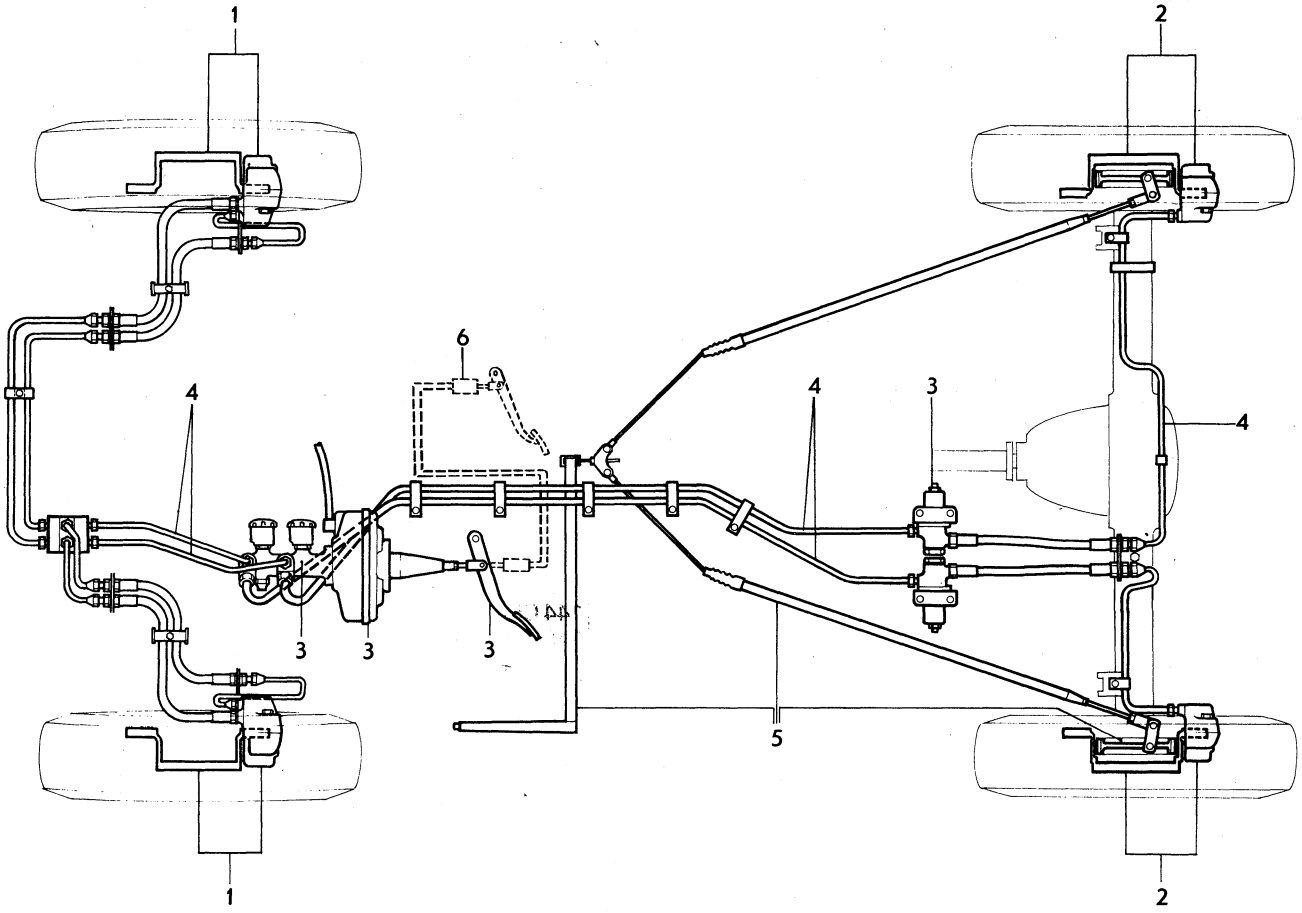

VOLVO
KA 8952

Sida Page	Grupp Group	Framhjulsbroms, Girling	Front wheel brakes, Girling	Illustration	0100
4	5			9520 1979–11	

Pos. Fig.	Antal/Quantity 676 804	676 805			Artikel nr Part No	Benämning	Description	Sats Kit	B P S R	Anmärkning Notes	
1	1	–	–	–		Framhjulsbroms, V, kmpl.	Front wheel brake, L, cpl.		8	23)	1010 1015
	–	1	–	–		Framhjulsbroms, H, kmpl.	Front wheel brake, R, cpl.		8	23)	1020 1025
	1	–	–	–	684432-8	•Framhjulsbroms, V	•Front wheel brake, L				1030
	–	1	–	–	684433-6	•Framhjulsbroms, H	•Front wheel brake, R				1040
2	1	1	–	–		••Hus, inre	••Caliper, inner		8		1050
3	1	1	–	–		••Hus, yttre	••Caliper, outer		8	MÄRKT G	1060
4	2	2	–	–		••Gummiring	••Rubber ring		8		1070
5	4	4	–	–		••Skruv	••Screw		8		1080
6	3	3	–	–	678155-3	••Luftningsskruv	••Air venting screw				1090
7	3	3	–	–	656456-1	••Gummikåpa	••Rubber cap	S			1100
8	4	4	–	–	678141-3	••Tätningsring	••Seal ring	S			1110
9	4	4	–	–	678142-1	••Kolv	••Piston				1120
10	4	4	–	–	678143-9	••Gummimanschett	••Rubber seal	S			1130
11	4	4	–	–	678144-7	••Låsring	••Circlip	S			1140
12	2	2	–	–	664821-6	••Pinne	••Pin				1150
13	2	2	–	–	664822-4	••Låsfjäder	••Lock spring				1160
14	2	2	–	–	670567-7	••Dämpfjäder	••Damping spring				1170
x 15	1	1	–	–	272673-5	•Bromsklotssats	•Brake pad kit			(272534)	1180
	1	1	–	–	275894-4	•Bromsklotssats	•Brake pad kit			SPEC UTF 1510, 1523, 1550, 1552, 1556, 1700–1707, 1709–1712.	1200 1210 1211
	2	2	–	–		••Bromsklots	••Brake pad		8		1220
16	1	1	–	–		Spindel	Steering knuckle			SE GRUPP 6	1230
17	2	2	–	–	943506-6	Skruv	Bolt				1240
18	ERF	ERF	–	–	682309-0	Justermellanlägg	Shim			B20E TJ 0,2	1250
	ERF	ERF	–	–	682310-8	Justermellanlägg	Shim			B20E TJ 0,4	1260
19	1	–	–	–	675359-4	Skyddsplåt, V	Backing plate, L				1280
	–	1	–	–	675360-2	Skyddsplåt, H	Backing plate, R				1290
20	3	3	–	–	943090-1	Skruv	Screw				1300
21	3	3	–	–	955893-3	Fjädrande bricka	Resilient washer				1310
22	1	1	–	–	677438-4	Bromsskiva	Brake disc				1320
	1	1	–	–	687308-7	Bromsskiva	Brake disc			B20E,F	1330
23	2	2	–	–	950045-5	Skruv	Screw				1340
	1	1	–	–	273071-1	Reparationssats	Repair kit				1350

23. 142 excl VENV. 142 VENV CH–135359. 144 excl VENV. 144 VENV CH–157958. 145 USA, CAN. 145 excl USA, CAN CH–41432, excl 40821–40879, 41369–41402.

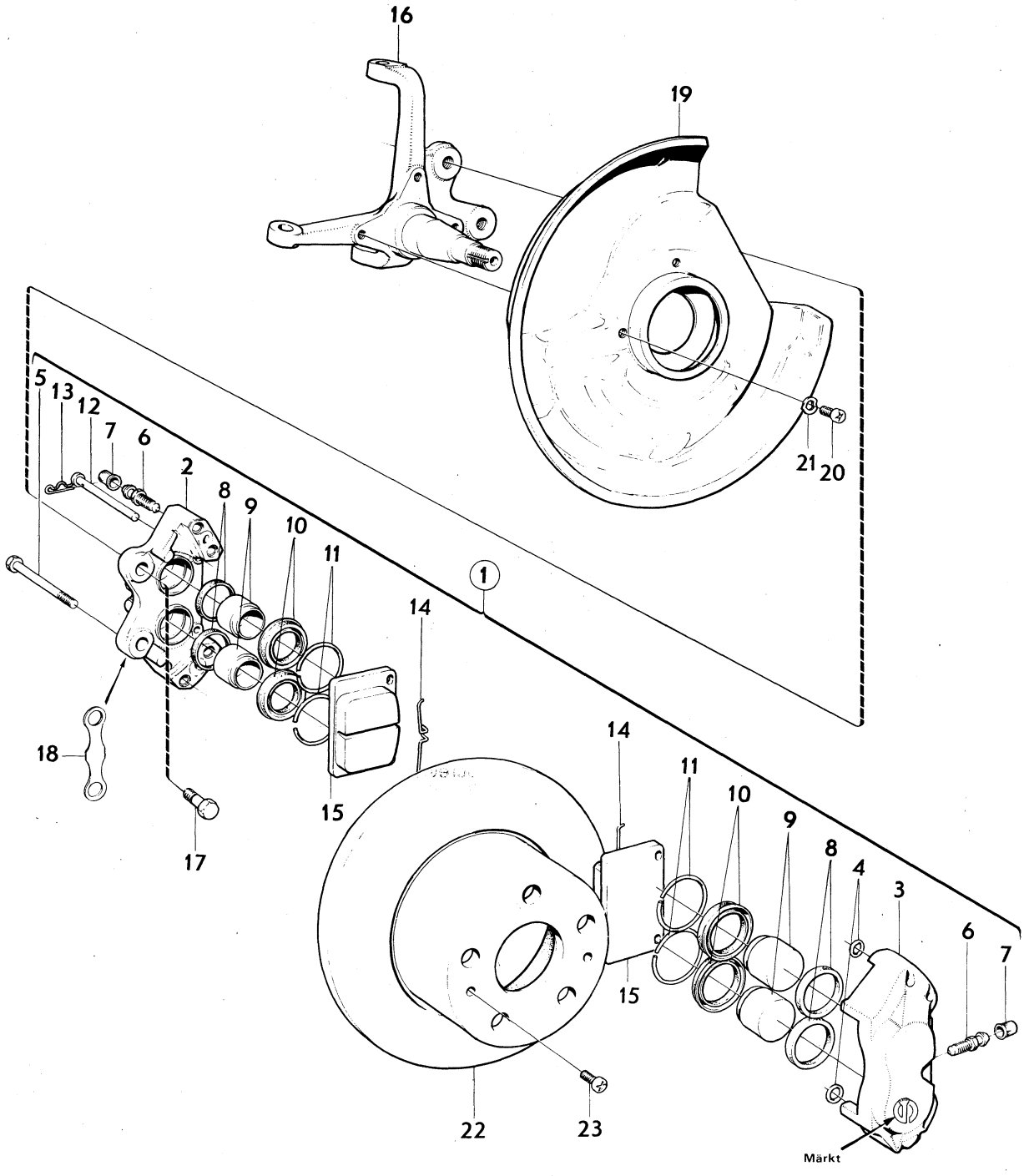

VOLVO
KA 95 20

Sida Page	Grupp Group	Framhjulsbroms ATE	Front wheel brakes, ATE	Illustration	0150
6	5			9523 1979–11	

Pos. Fig.	Antal/Quantity				Artikel nr Part No	Benämning	Description	Sats Kit	BPSR	Anmärkning Notes	
1	1	–	–	–	1210341-2	Framhjulsbroms, V	Front wheel brake, L			13) ERS AV 1206492–9	1010
	1	–	–	–	1212495-4	Framhjulsbroms, V	Front wheel brake, L			14) ERS AV 1206492–9	1020
	–	1	–	–	1212493-9	Framhjulsbroms, V	Front wheel brake, L			SPEC UTF 5420,	1030
										ERS AV 1206496–0	1035
	1	–	–	–	1210342-0	Framhjulsbroms, H	Front wheel brake, R			13) ERS AV 1206493–7	1040
	1	–	–	–	1212496-2	Framhjulsbroms, H	Front wheel brake, R			14) ERS AV 1206493–7	1050
	–	1	–	–	1212494-7	Framhjulsbroms, H	Front wheel brake, R			SPEC UTF 5420,	1060
										ERS AV 1206497–8	1065
2	2	2	–	–		•Hus, inre	•Caliper, inner		8		1070
3	2	2	–	–		•Hus, yttre	•Caliper, outer		8	MÄRKT ATE	1080
4	4	4	–	–		•Gummiring	•Rubber ring		8		1090
5	8	8	–	–		•Skruv	•Screw		8		1
6	6	6	–	–	686227-0	•Luftningsskruv	•Air venting screw				1110
7	6	6	–	–	656456-1	•Gummikåpa	•Rubber cap				1120
8	8	8	–	–		•Tätningsring	•Seal ring		8		1130
9	8	8	–	–	686226-2	•Kolv	•Piston				1140
10	8	8	–	–		•Gummimanschett	•Rubber seal		8		1150
11	1	1	–	–	272530-7	•Bromsklotssats	•Brake pad kit				1
	4	4	–	–		•Bromsklots	•Brake pad		8		1170
12	4	–	–	–	686229-6	•Pinne	•Pin				1180
	–	4	–	–	688770-7	•Pinne	•Pin				1190
13	2	–	–	–	686228-8	•Spännfjäder	•Tensioner spring				1200
	–	2	–	–	688769-9	•Spännfjäder	•Tensioner spring				1210
14	2	2	–	–		Spindel	Steering knuckle			SE GRUPP 6	1220
15	4	4	–	–	943506-6	Skruv	Bolt				1230
16	1	1	–	–	675359-4	Skyddsplåt, V	Backing plate, L				1240
	1	1	–	–	675360-2	Skyddsplåt, H	Backing plate, R				1250
17	6	6	–	–	943090-1	Skruv	Screw				1260
18	6	6	–	–	935893-3	Fjädrande bricka	Resilient washer				1270
19	2	–	–	–	677438-4	Bromsskiva	Brake disc				1280
	–	2	–	–	688950-5	Bromsskiva	Brake disc				1290
20	4	4	–	–	940045-8	Skruv	Screw				1300
	2	–	–	–	272506-7	Reparationssats	Repair kit				1310
	–	2	–	–	272533-1	Reparationssats	Repair kit				1320

13. 142 excl VENV. 142 VENV CH 135360–279892. 144 excl VENV. 144 VENV 157959–291863. 145 excl USA, CAN CH 41433–95121, incl 40821–40879, 41369–41402.
14. 142 excl VENV. 142 VENV CH 279893–. 144 excl VENV. 144 VENV CH 291864–. 145 VENV CH 122235–. 145 excl USA, CAN CH 95122–.

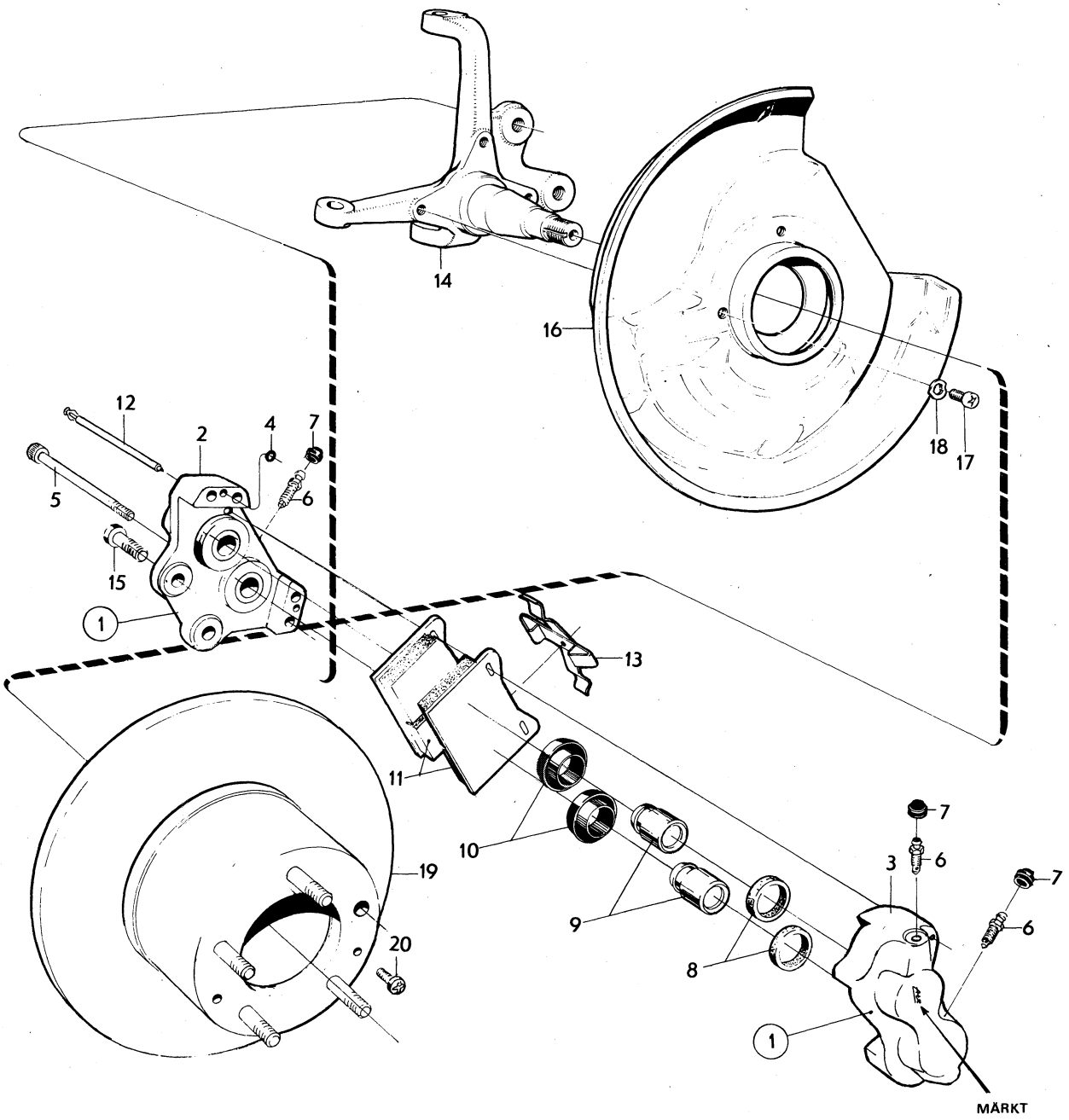

VOLVO
KA9523

Sida Page	Grupp Group	Bakhjulsbroms, Girling	Rear wheel brakes, Girling	Illustration	0200
8	5			9519 1979–11	

Pos. Fig.	Antal/Quantity 681 815	680 012	681 816	680 013	Artikel nr Part No	Benämning	Description	Sats Kit	B P S R	Anmärkning Notes	
1	1	–	–	–		Bakhjulsbroms, V, kmpl	Rear wheel brake, L, cpl		8	10) 142 CH–1499, 144 CH–37099.	1010 1020
	–	1	–	–		Bakhjulsbroms, V, kmpl	Rear wheel brake, L, cpl		8	10) 142 CH 1500–112399. 144 CH 37100–138699. 145 USA, CAN	1030 1040 1045
	–	–	1	–		Bakhjulsbroms, H, kmpl	Rear wheel brake, R, cpl		8	10) 142 CH–1499, 144 CH–37099.	1050 1060
	–	–	–	1		Bakhjulsbroms, H, kmpl	Rear wheel brake, R, cpl		8	10) 142 CH 1500–112399 144 CH 37100–138699. 145 USA, CAN	1070 1080 1085
	1	1	–	–	684426-0	•Bakhjulsbroms, V	•Rear wheel brake, L				1090
	–	–	1	1	684427-8	•Bakhjulsbroms, H	•Rear wheel brake, R				1095
2	1	1	1	1		••Hus, inre	••Caliper, inner		8		1110
3	1	1	1	1		••Hus, yttre	••Caliper, outer			MÄRKT G	1120
4	1	1	1	1		••Gummiring	••Rubber ring		8		1130
5	3	3	3	3		••Skruv	••Screw				1140
6	1	1	1	1	678155-3	••Luftningsskruv	••Air venting screw				1150
7	1	1	1	1	656456-1	••Gummikåpa	••Rubber cap	S			1160
8	2	2	2	2	678141-3	••Tätningsring	••Seal ring	S			1170
9	2	–	2	–	678142-1	••Kolv	••Piston			7)	1180
	–	2	–	2	680517-0	••Kolv	••Piston				1190
10	2	2	2	2	678143-9	••Gummimanschett	••Rubber seal	S			1200
11	2	2	2	2	678144-7	••Låsring	••Circlip	S			1210
12	2	2	2	2	678145-4	••Pinne	••Pin				1220
13	2	2	2	2	664822-4	••Låsfjäder	••Lock spring			(678146)	1230
14	2	2	2	2	678147-0	•Dämpfjäder	•Damping spring			ALT 1	1240
	2	2	2	2	1212207-3	•Dämpfjäder	•Damping spring			ALT 2	1245
x 15	1	1	1	1	272567-9	•Bromsklotssats	•Brake pad kit			(272535)	1250
	4	4	4	4		••Bromsklots	••Brake pad		8		1260
16	1	1	1	1		Konsol	Bracket			SE GRUPP 4	1270
17	1	1	–	–	676698-4	Skyddsplåt, V	Backing plate, L				1280
	–	–	1	1	676699-2	Skyddsplåt, H	Backing plate, R				1290
18	4	4	4	4		Skruv	Bolt			SE GRUPP 4	1300
19	4	4	4	4		Fjädrande bricka	Resilient washer			SE GRUPP 4	1310
20	4	4	4	4		Mutter	Nut			SE GRUPP 4	1320
21	2	2	2	2	943507-4	Skruv	Screw				1330
22	ERF	ERF	ERF	ERF	677496-2	Justermellanlägg	Shim			TH 0,6	1340
	ERF	ERF	ERF	ERF	677497-0	Justermellanlägg	Shim			TJ 1,2	1350
	ERF	ERF	ERF	ERF	677498-8	Justermellanlägg	Shim			TJ 1,8	1360
23	1	1	1	1	676812-1	Bromsskiva	Brake disc				1380
24	2	2	2	2	950045-5	Skruv	Screw				1390
25	2	–	2	–	681456-0	Mellanlägg	Spacer			6)	1400
	–	2	–	2	686748-5	Mellanlägg	Spacer				1410
	1	1	1	1	273072-9	Reparationssats	Repair kit				1420

6. Får ej monteras tillsammans med tid utf, (680751). May not be installed together with early production type (680751). Ne doit pas être monté avec version antérieure (680751). Darf nicht zusammen mit der früh. Ausführung (680751) eingebaut werden. No debe montarse juntamente con prod. ant., (680751).
7. Ingår ej i bakhjulsbroms 684426–0 och 684427–8. Not included in rear wheel breaks 684426–0 or 684427–8. Ne fait pas partie de freins de roues AR 684426–8 et 684427–8. Gehört nicht zur Hinterradsbremse 684426–0 und 684427–8. No forma parte del freno de rueda trasere 684426–0 y 684427–8.
10. 144 excl spec utf 1510, 1523, 1550, 1552, 1556.

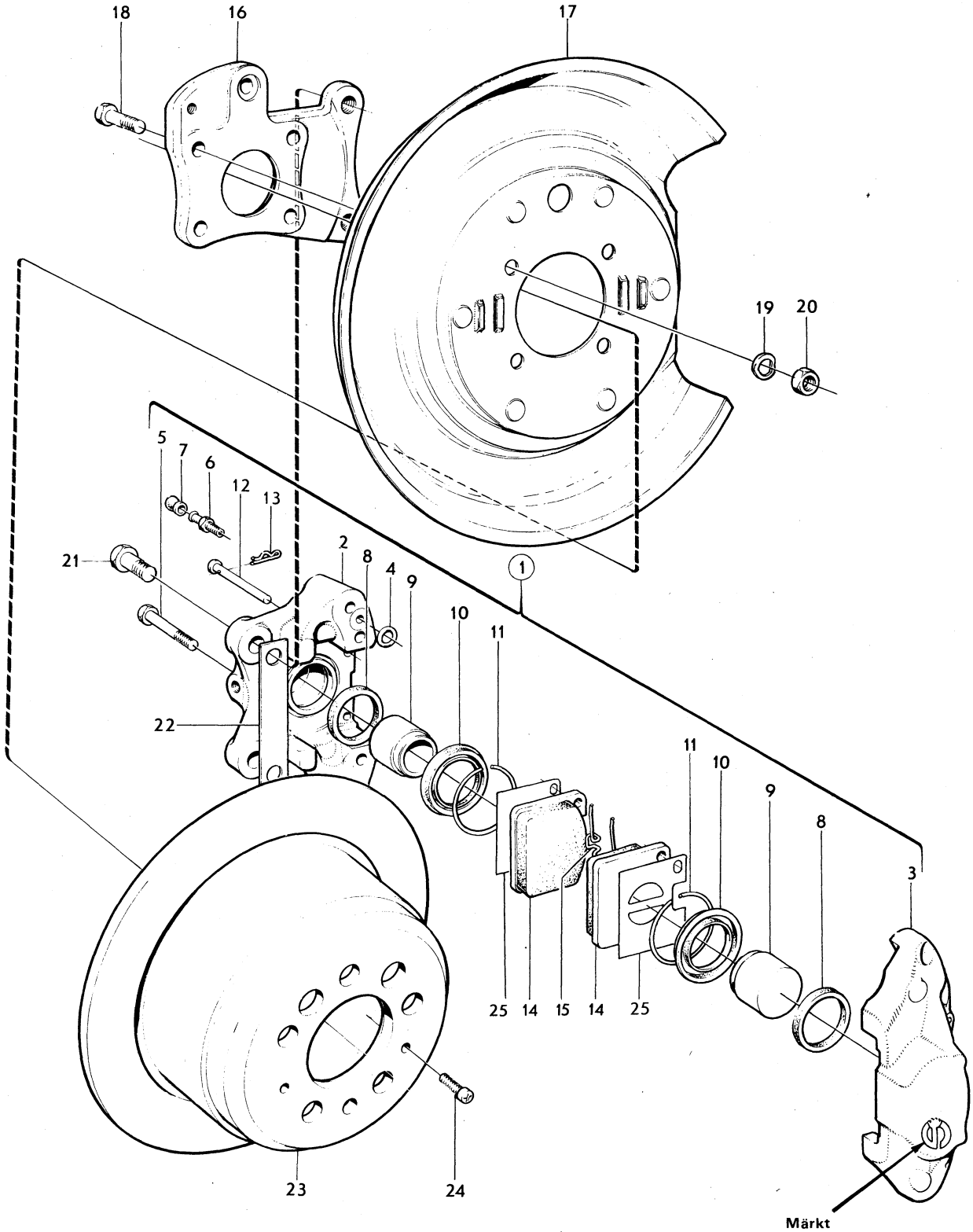
18
16
17
19
20
5
7
6
12
13
21
2
8
4
9
10
11
1
22
11
10
9
8
3
25
14
15
14
25
23
24
Märkt

Sida Page	Grupp Group	Bakhjulsbroms, Girling	Rear wheel brakes, Girling	Illustration	0250
10	5			9518 1979–11	

Pos. Fig.	Antal/Quantity 676 928	683 360	676 929	683 361	Artikel nr Part No	Benämning	Description	Sats Kit	B P S R	Anmärkning Notes	
1	1	–	–	–		Bakhjulsbroms, V, kmpl	Rear wheel brake, L, cpl		8	145 EXCL USA, CAN	1010
										CH–30899.	1015
	–	1	–	–		Bakhjulsbroms, V, kmpl	Rear wheel brake, L, cpl		8	SPEC UTF 1510, 1523	1020
	–	–	1	–		Bakhjulsbroms, H, kmpl	Rear wheel brake, R, cpl		8	145 EXCL USA, CAN	1030
										CH–30899.	1035
	–	–	–	1		Bakhjulsbroms, H, kmpl	Rear wheel brake, R, cpl		8	SPEC UTF 1510, 1523	1040
	1	1	–	–	684428-6	•Bakhjulsbroms, V	•Rear wheel brake, L				1050
	–	–	1	1	684429-4	•Bakhjulsbroms, H	•Rear wheel brake, R				1060
2	2	2	2	2		••Hus, inre	••Caliper, inner		8		1070
3	2	2	2	2		••Hus, yttre	••Caliper, outer		8	MÄRKT G	1080
4	2	2	2	2		••Gummiring	••Rubber ring		8		1090
5	6	6	6	6		••Skruv	••Screw		8		1[illegible]
6	2	2	2	2	678155-3	••Luftningsskruv	••Air venting screw				1110
7	2	2	2	2	656456-1	••Gummikåpa	••Rubber cap	S			1120
8	4	4	4	4	664816-6	••Tätningsring	••Seal ring	S			1130
9	4	4	4	4	680529-5	••Kolv	••Piston				1140
10	4	4	4	4	680531-1	••Gummimanschett	••Rubber seal	S			1150
11	4	4	4	4	680532-9	••Låsring	••Circlip	S			1[illegible]
12	4	4	4	4	678145-4	••Pinne	••Pin				1170
13	4	4	4	4	664822-4	••Låsfjäder	••Lock spring			(678146)	1180
x 14	1	–	1	–	272567-9	•Bromsklotssats	•Brake pad kit			(272535)	1190
	–	1	–	1	275895-1	•Bromsklotssats	•Brake pad kit			11)	1200
	4	4	4	4		••Bromsklots	••Brake pad		8		1210
15	4	4	4	4	678147-0	•Dämpfjäder	•Damping spring			ALT 1	1220
	4	4	4	4	1212207-3	•Dämpfjäder	•Damping spring			ALT 2	1225
16	2	2	2	2		Konsol	Bracket			SE GRUPP 4	1230
17	1	1	1	1	676698-4	Skyddsplåt, V	Backing plate, L				1240
	1	1	1	1	676699-2	Skyddsplåt, H	Backing plate, R				1250
18	8	8	8	8		Skruv	Bolt			SE GRUPP 4	1260
19	8	8	8	8		Fjädrande bricka	Resilient washer			SE GRUPP 4	1270
20	8	8	8	8		Mutter	Nut			SE GRUPP 4	1280
21	4	4	4	4	943507-4	Skruv	Screw				1290
22	ERF	ERF	ERF	ERF	677496-2	Justermellanlägg	Shim			TJ 0,6	1310
	ERF	ERF	ERF	ERF	677497-0	Justermellanlägg	Shim			TJ 1,2	1320
	ERF	ERF	ERF	ERF	677498-8	Justermellanlägg	Shim			TJ 1,8	1330
23	2	2	2	2	676812-1	Bromsskiva	Brake disc				1340
24	4	4	4	4	950045-5	Skruv	Screw				1350
25	2	2	2	2	686748-5	Mellanlägg	Spacer				1360
	1	1	1	1	273114-9	Reparationssats	Repair kit				13[illegible]

11. 144 spec utf 1510, 1523, 1550, 1552, 1556.

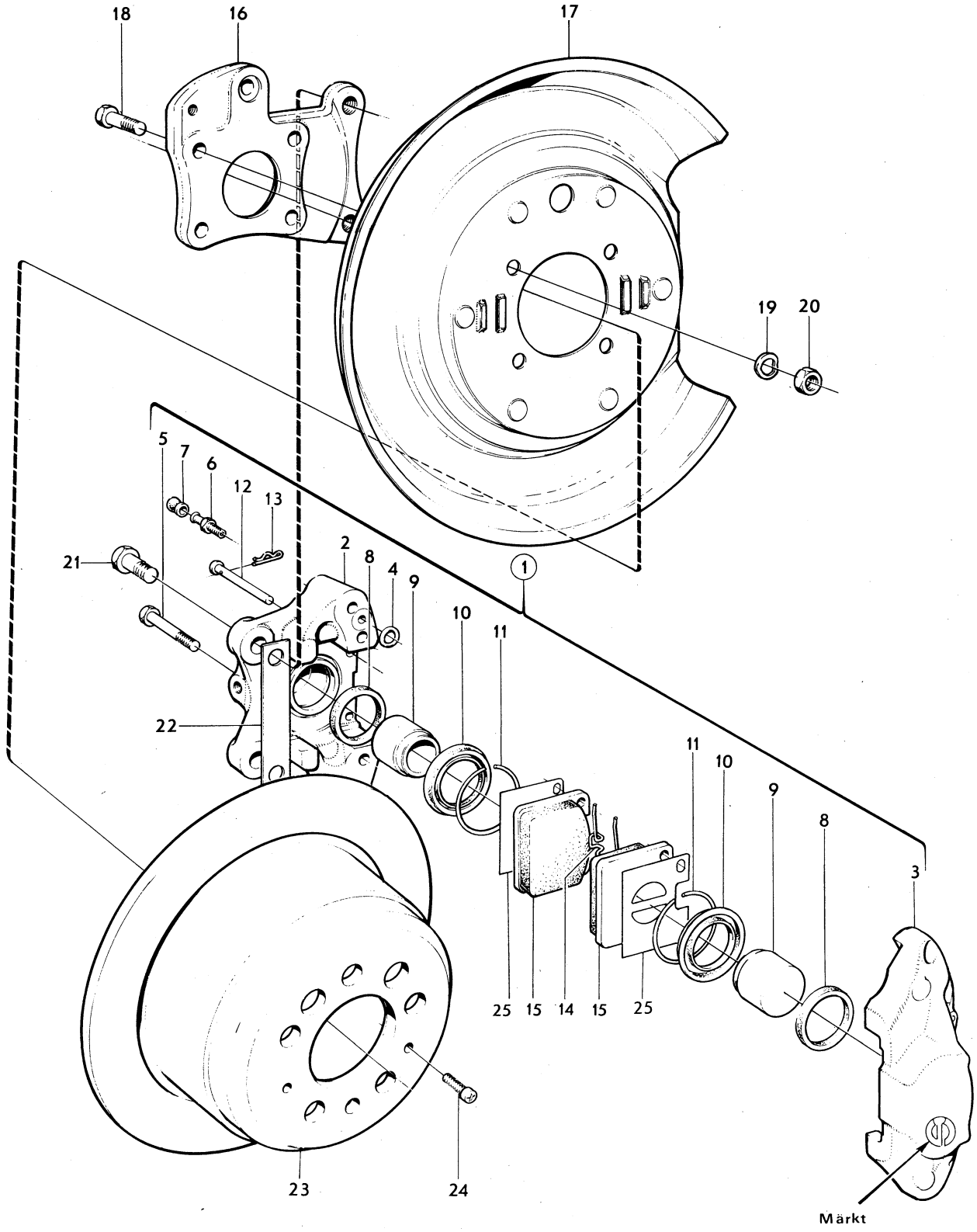
18
16
17
19
20
5
7
6
12
13
21
2
8
4
9
10
11
1
22
11
10
9
8
3
25
15
14
15
25
23
24
Märkt

Sida Page	Grupp Group	Bakhjulsbroms, Girling	Rear wheel brakes, Girling	Illustration	0300
12	5			9521 1979–11	

Pos. Fig.	Antal/Quantity 683 239	683 240			Artikel nr Part No	Benämning	Description	Sats Kit	B P S R	Anmärkning Notes	
1	1	–	–	–		Bakhjulsbroms, V, kmpl	Rear wheel brake, L, cpl		8	17)	1010
	–	1	–	–		Bakhjulsbroms, H, kmpl	Rear wheel brake, L, cpl		8	17)	1020
	1	–	–	–	685324-6	•Bakhjulsbroms, V	•Rear wheel brake, L			ERS AV 1206525–6	1040
	–	1	–	–	685325-3	•Bakhjulsbroms, H	•Rear wheel brake, R			ERS AV 1206526–4	1060
2	1	1	–	–		••Hus, inre	••Caliper, inner		8		1070
3	1	1	–	–		••Hus, yttre	••Caliper, outer		8	MÄRKT G	1080
4	1	1	–	–		••Gummiring	••Rubber ring		8		1090
5	1	1	–	–		••Skruv	••Screw		8		1100
6	1	1	–	–	678155-3	••Luftningsskruv	••Air venting screw				1110
7	1	1	–	–	656456-1	••Gummikåpa	••Rubber cap	S			1120
8	2	2	–	–	664816-6	••Tätningsring	••Seal ring	S			1130
9	2	2	–	–	680529-5	••Kolv	••Piston			18)	J
	2	2	–	–	685331-1	••Kolv	••Piston			19)	1150
10	2	2	–	–	680531-1	••Gummimanschett	••Rubber seal	S			1160
11	1	1	–	–	680532-9	••Låsring	••Circlip	S			1170
12	2	2	–	–	678145-4	••Pinne	••Pin				1180
13	2	2	–	–	664822-4	••Låsfjäder	••Lock spring			(678146)	1190
x 14	1	1	–	–	272567-9	•Bromsklotssats	•Brake pad kit			(272535)	
	1	1	–	–	275895-1	•Bromsklotssats	•Brake pad kit			16)	1210
	2	2	–	–		••Bromsklots	••Brake pad		8		1230
15	2	2	–	–	686747-7	•Mellanlägg	•Spacer			18)	1240
	2	2	–	–	685332-9	•Mellanlägg	•Spacer			19)	1250
16	2	2	–	–	678147-0	•Dämpfjäder	•Damping spring			ALT 1	1260
	2	2	–	–	1212207-3	•Dämpfjäder	•Damping spring			ALT 2	1265
17	1	1	–	–		Konsol	Bracket			SE GRUPP 4	1270
18	1	1	–	–	687368-1	Skyddsplåt, V	Backing plate, L			29) ERS AV	1280
										1 ST 1206482–0,	1281
										1 ST 1212113–3,	1282
										1 ST 955549–1,	1283
										1 ST 941909–4.	1285
x	1	1	–	–	1206482-0	Skyddsplåt, V	Backing plate, L			30) (1212114)	1290
	1	1	–	–	687369-9	Skyddsplåt, H	Backing plate, R			29) ERS AV	1300
										1 ST 1206483–8,	1301
										1 ST 1212113–3,	1302
										1 ST 955549–1,	1303
										1 ST 941909–4.	1305
x	1	1	–	–	1206483-8	Skyddsplåt, H	Backing plate, R			30) (1212115)	1310
19	4	4	–	–		Skruv	Bolt			SE GRUPP 4	1320
20	4	4	–	–		Fjädrande bricka	Resilient washer			SE GRUPP 4	
21	4	4	–	–		Mutter	Nut			SE GRUPP 4	1340
22	2	2	–	–	943507-4	Skruv	Screw				1350
23	1	1	–	–	676812-1	Bromsskiva	Brake disc				1360
24	2	2	–	–	950045-5	Skruv	Screw				1370
	1	1	–	–	273114-9	Reparationssats	Repair kit				1380

16. Spec.utf. 1550, 1556, 1582, 1589, 1600–1606, 1700–1707, 1709–1712.
17. 142 Ch 112400–, 144 Ch 138700–, 145 excl USA, CAN 30900–41432, excl 40821–40879, 41369–41402. 142 VENV 112400–135359. 144 VENV Ch 138700–157958.
18. 142 CH –210146, excl 204692–205096, 206575–206760, 208239–208540, 209919–210069. 144 CH –219216, excl 214688–214923, 215929–216202, 216208–217679, 218785–219198.
19. 142 CH 210147–, incl 204692–205096, 206575–206760, 208239–208540, 209919–210069. 144 CH 219217–, incl 214688–214923, 215929–216202, 216208–217679, 218785–219198.
29. 142 Ch –259142, excl 258867–258907. 144 Ch –272837, excl 272425–272437. 145 Ch –110298, excl 110192–110243.
30. 142 Ch 259143–, incl 258867–258907. 144 Ch 272838–, incl 272425–272437. 145 Ch 110299–, incl 110192–110243.

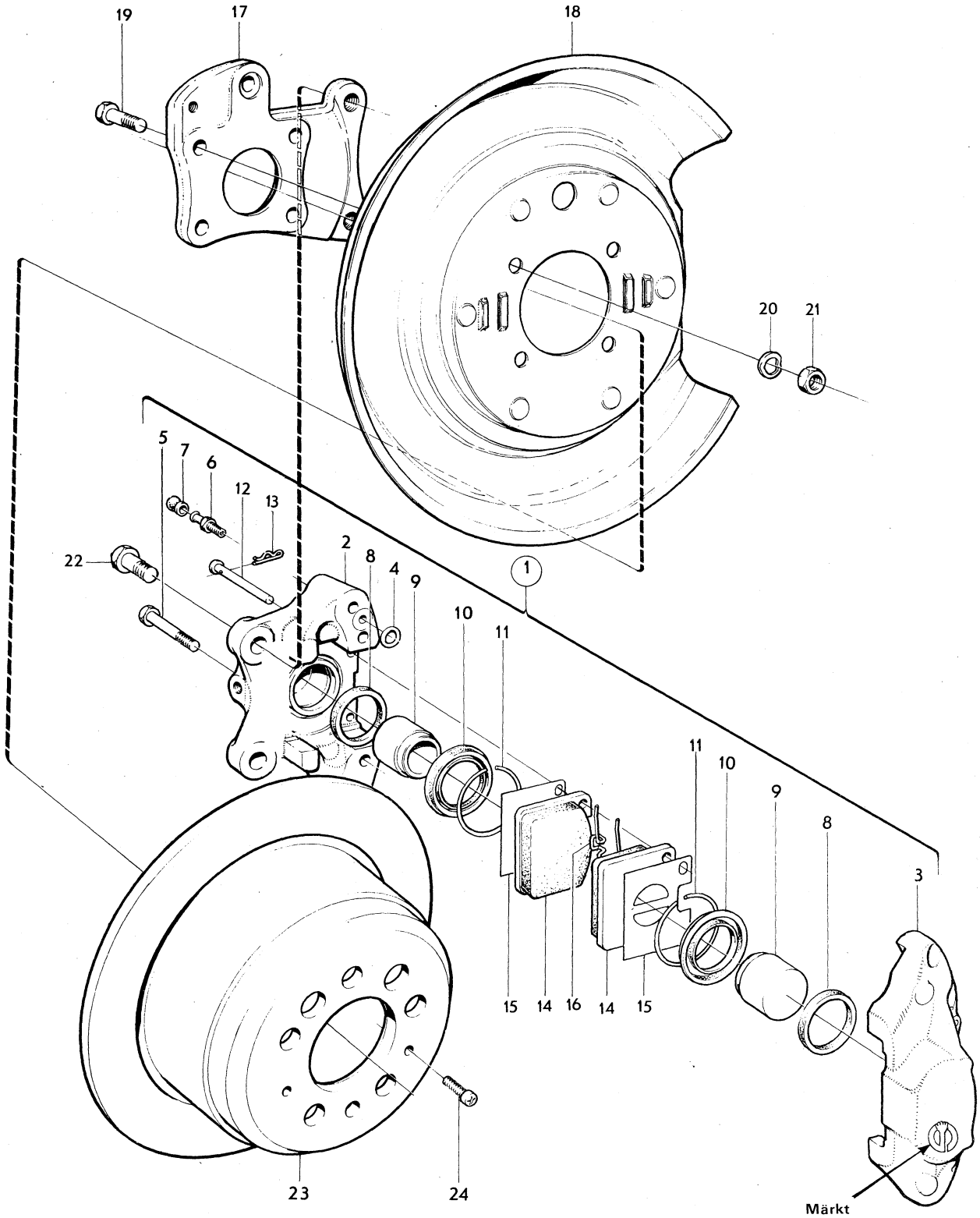
19
17
18
20
21
5
7
6
12
13
22
2
8
4
9
10
11
1
11
10
9
8
3
15
14
16
14
15
23
24
Märkt

Sida Page	Grupp Group	Bakhjulsbroms ATE	Rear wheel brakes, ATE	Illustration	0350
14	5			9524 1979–11	

	Pos. Fig.	Antal/Quantity 683 931	1210 296	683 932	1210 297	Artikel nr Part No	Benämning	Description	Sats Kit	B P S R	Anmärkning Notes	
x	1	1	–	–	–	683931-0	Bakhjulsbroms, V	Rear wheel brake, L		8	20) ERS AV 1206494–5	1010
		–	1	–	–	1210296-8	Bakhjulsbroms, V	Rear wheel brake, L		8	21) ERS AV 1206494–5	1020
x		–	–	1	–	683932-8	Bakhjulsbroms, H	Rear wheel brake, R		8	20) ERS AV 1206495–2	1030
		–	–	–	1	1210297-6	Bakhjulsbroms, H	Rear wheel brake, R		8	21) ERS AV 1206495–2	1040
	2	1	1	1	1		•Hus, inre	•Caliper, inner		8		1050
	3	1	1	1	1		•Hus, yttre	•Caliper, outer		8	MÄRKT ATE	1060
	4	2	2	2	2		•Gummiring	•Rubber ring		8		1070
	5	4	4	4	4		•Skruv	•Screw		8		1080
	6	1	1	1	1	686234-6	•Luftningsskruv	•Air venting screw				1090
	7	1	1	1	1	656456-1	•Gummikåpa	•Rubber cap	S			1100
	8	1	1	1	1		•Tätningsring	•Seal ring		8		10
	9	2	–	2	–	686233-8	•Kolv	•Piston				1120
		–	2	–	2	688739-2	•Kolv	•Piston				1130
	10	1	1	1	1		•Gummimanschett	•Rubber seal		8		1140
	11	1	1	1	1		•Spännring	•Tensioner ring		8		1150
x	12	1	1	1	1	272675-0	•Bromsklotssats	•Brake pad kit			(272569)	1160
		2	2	2	2		••Bromsklots	••Brake pad		8		70
	13	2	2	2	2	686236-1	•Pinne	•Pin	S			180
	14	1	1	1	1	686235-3	•Spännfjäder	•Tensioner spring				1190
	15	1	1	1	1		Konsol	Bracket			SE GRUPP 4	1200
	16	1	1	–	–	687368-1	Skyddsplåt, V	Backing plate, L		8	29) ERS AV	1210
											1 ST 1206482–0,	1211
											1 ST 1212113–3,	1212
											1 ST 955549–1,	1213
											1 ST 941909–4.	1215
x		1	1	–	–	1206482-0	Skyddsplåt, V	Backing plate, L			30) (1212114)	1220
		–	–	1	1	687369-9	Skyddsplåt, H	Backing plate, R		8	29) ERS AV	1230
											1 ST 1206483–8,	1231
											1 ST 1212113–3,	1232
											1 ST 955549–1,	1233
											1 ST 941909–4.	1235
x		–	–	1	1	1206483-8	Skyddsplåt, H	Backing plate, R			30) (1212115)	1240
	17	3	3	3	3		Skruv	Screw			SE GRUPP 4	1250
	18	3	3	3	3		Fjädrande bricka	Resilient washer			SE GRUPP 4	1260
	19	3	3	3	3		Mutter	Nut			SE GRUPP 4	1270
	20	1	1	1	1	676812-1	Bromsskiva	Brake disc				1280
	21	2	2	2	2	940045-8	Skruv	Screw				1290
	21a	2	2	2	2	943507-4	Skruv	Screw				90
		1	–	1	–	272508-3	Reparationssats	Repair kit				1310
		–	1	–	1	272527-3	Reparationssats	Repair kit				1320

20. 145 excl USA, CAN Ch 41433–78245. Incl 40821–40879, 40369–41402.
21. 142 VENV Ch 135360–279892. 144 VENV Ch 157959–291863. 145 excl USA, CAN Ch 78246–95121.
29. 142 Ch –259142, excl 258867–258907. 144 Ch –272837, excl 272425–272437. 145 Ch –110298, excl 110192–110243.
30. 142 Ch 259143–, incl 258867–258907. 144 Ch 272838–, incl 272425–272437. 145 Ch 110299–, incl 110192–110243.

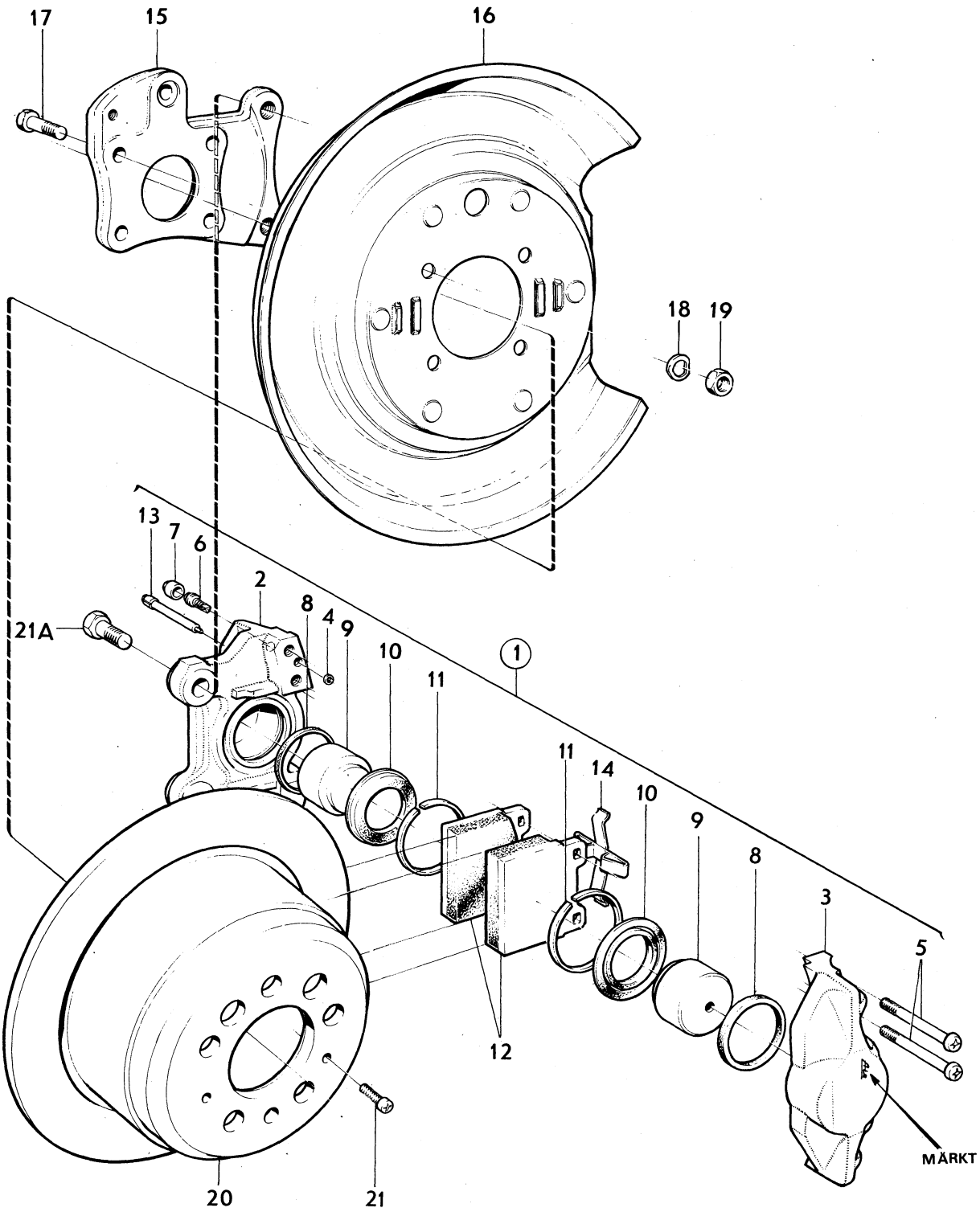

VOLVO
KA95 24

Sida Page	Grupp Group	Bakhjulsbroms, ATE	Rear wheel brakes, ATE	Illustration	0400
16	5			9524 1979–11	

	Pos. Fig.	Antal/Quantity 1212 070	1212 071			Artikel nr Part No	Benämning	Description	Sats Kit	B P S R	Anmärkning Notes	
	1	1	–	–	–	1212070-5	Bakhjulsbroms, V	Rear wheel brake, L		8	36) ERS AV 1206494–5	1010
		–	1	–	–	1212071-3	Bakhjulsbroms, H	Rear wheel brake, R		8	36) ERS AV 1206495–2	1020
	2	1	1	–	–		•Hus, inre	•Caliper, inner		8		1030
	3	1	1	–	–		•Hus, yttre	•Caliper, outer		8	MÄRKT ATE	1040
	4	2	2	–	–		•Gummiring	•Rubber ring		8		1050
	5	4	4	–	–		•Skruv	•Screw		8		1060
	6	1	1	–	–	686234-6	•Luftningsskruv	•Air venting screw				1070
	7	1	1	–	–	656456-1	•Gummikåpa	•Rubber cap	S			1080
	8	1	1	–	–		•Tätningsring	•Seal ring		8		1090
	9	2	2	–	–	688739-2	•Kolv	•Piston				1100
	10	1	1	–	–		•Gummimanschett	•Rubber seal		8		10
	11	1	1	–	–		•Spännring	•Tensioner ring		8		20
x	12	1	1	–	–	272675-0	•Bromsklotssats	•Brake pad kit			(272569)	1130
		2	2	–	–		••Bromsklots	••Brake pad		8		1140
	13	2	2	–	–	686236-1	•Pinne	•Pin	S			1150
	14	1	1	–	–	686235-3	•Spännfjäder	•Tensioner spring				1160
	15	1	1	–	–		Konsol	Bracket			SE GRUPP 4	1170
	16	1	–	–	–	687368-1	Skyddsplåt, V	Backing plate, L		8	29) ERS AV	30
											1 ST 1206482–0,	1181
											1 ST 1212113–3,	1182
											1 ST 955549–1,	1183
											1 ST 941909–4	1184
x		1	–	–	–	1206482-0	Skyddsplåt, V	Backing plate, L			30) (1212114)	1185
		–	1	–	–	687369-9	Skyddsplåt, H	Backing plate, R		8	29) ERS AV	1190
											1 ST 1206483–8,	1191
											1 ST 1212113–3,	1192
											1 ST 955549–1,	1193
											1 ST 941909–4	1194
x		–	1	–	–	1206483-8	Skyddsplåt, H	Backing plate, R			30) (1212115)	1195
	17	3	3	–	–		Skruv	Screw			SE GRUPP 4	1200
	18	3	3	–	–		Fjädrande bricka	Resilient washer			SE GRUPP 4	1210
	19	3	3	–	–		Mutter	Nut			SE GRUPP 4	1220
	20	1	1	–	–	676812-1	Bromsskiva	Brake disc				1230
	21	2	2	–	–	940045-8	Skruv	Screw				1240
	21a	2	2	–	–	943507-4	Skruv	Screw				1250
		1	1	–	–	272527-3	Reparationssats	Repair kit				1260

29. 142 Ch –259142, excl 258867–258907. 144 Ch –272837, excl 272425–272437. 145 Ch –110298, excl 110192–110243.
30. 142 Ch 259143–, incl 258867–258907. 144 Ch 272838–, incl 272425–272437. 145 Ch 110299–, incl 110192–110243.
36. 142 VENV Ch 279893–. 144 VENV Ch 291864–. 145 VENV 122235–. 145 excl USA, CAN 95122–. Spec.utf. 5420.

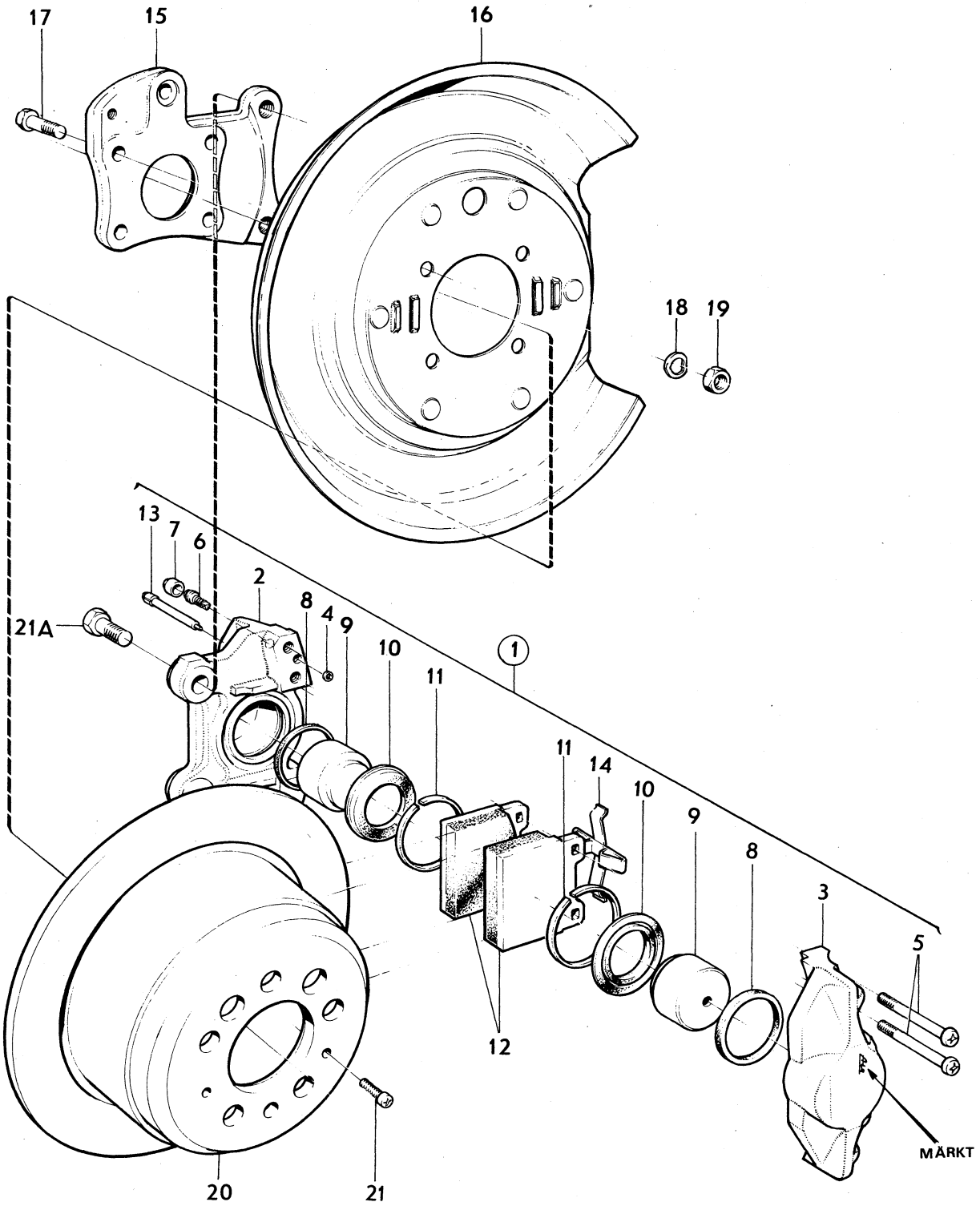

VOLVO
KA95 24

Sida Page	Grupp Group	Komplettenheter	Complete units	Illustration	0450
18	5			25929 1979–11	

	Pos. Fig.	Antal/Quantity VST	HST			Artikel nr Part No	Benämning	Description	Sats Kit	B P S R	Anmärkning Notes	
	1	1	1	–	–	676256-1	Vakuumbromscylinder ..... Det se sida 40, 3-B17	Vacuum brake cylinder ..... Comps page 40, 3-B17		8	ERS AV 1212405–3.	1010
											142 CH–178959.	1020
											144 CH–194139.	1030
											145 CH–61599.	1035
		1	1	–	–	1212405-3	Vakuumbromscylinder ..... Det se sida 40, 3-B17	Vacuum brake cylinder ..... Comps page 40, 3-B17			142 CH 178960–.	1040
											144 CH 194140–.	1050
											145 CH 61600–.	1060
	2	1	1	–	–	677062-2	Stöd	Support			HST 142 CH 178960–.	1080
											144 CH 194140–.	1090
											145 CH 61600–.	1100
		–	1	–	–	677080-4	Stöd	Support			142 CH–178959.	1110
											144 CH–194139.	1120
											145 CH–61599.	1130
	3	4	4	–	–	942336-9	Fjädrande bricka	Resilient washer				1140
	4	4	4	–	–	955848-7	Mutter	Nut				1150
	5	1	1	–	–	955524-4	Skruv	Screw			142 CH–275560.	1160
											144 CH–287090.	1170
											145 CH–120215.	1180
		1	1	–	–	942402-9	Skruv	Screw			142 CH 275561–.	1190
											144 CH 287091–.	1200
											145 CH 120216–.	1210
	6	1	1	–	–	955921-2	Fjäderbricka	Spring washer			142 CH–275560.	1220
											144 CH–287090.	1230
											145 CH–120215.	1240
	7	1	1	–	–	960141-0	Bricka	Washer			142 CH–275560.	1250
											144 CH–287090.	1260
											145 CH–120215.	1270
x	8	ERF	ERF	–	–	947908-0	Gummislang	Rubber hose			(943706)	1280
x	9	1	1	–	–	947043-6	Nippel	Nipple			(942461)	1290
											B18 UPOS, B20	1295
		1	1	–	–		T–nippel	T–nipple			B18 MPOS, SE GRUPP 2A	1300
	10	2	2	–	–	942928-3	Slangklammer	Hose clip				1310
	11	–	1	–	–	682101-1	Klammer	Clamp			B20A	1320
		–	1	–	–	943423-4	Klammer	Clamp			B20B	1330
	12	1	1	–	–		Tandemhuvudcylinder	Tandem master cylinder			SE SIDA 38, 3-B15	1340
	13	2	2	–	–	942336-9	Fjädrande bricka	Resilient washer				1350
	14	2	2	–	–	955848-7	Mutter	Nut				1360
	15	2	2	–	–	18677-5	Packning	Packing				1370
	16	2	2	–	–	679559-5	Bromsvätskebehållare ..... med ventil	Brake fluid container ..... and valve			142 CH–1499. 144 CH–37099.	1380 1390
	17	2	2	–	–	679694-0	•Lock	•Filler cap				1400
	18	2	2	–	–	656350-6	••Packning	••Packing		8		1420
	19	2	2	–	–	679564-5	•Sil	•Strainer		8		1440
	20	1	1	–	–	678091-0	Bromsvätskebehållare ..... kmpl	Brake fluid container ..... cpl			142 CH 1500–. 144 CH 37100–. 145.	1470
	20a	1	1	–	–		•Behållare	•Container		8		1480
	20b	1	1	–	–	681659-9	•Sil	•Strainer				1500
x	20c	1	1	–	–	1272107-2	•Lock	•Cover			(681660)	1520
	21	2	2	–	–	678237-9	Muff	Connector			142 CH 1500–.	2010
											144 CH 37100–. 145.	2020
	22	2	2	–	–	678124-9	Mellanstycke	Spacer			142 CH 1500–.	2030
											144 CH 37100–. 145.	2040
x	23	1	1	–	–	1501091-1	Bromskontakt	Brake contact			2) (672425)	2050
	24	1	1	–	–	679322-8	Varningsventil	Warning valve			142 CH–178959.	2060
											144 CH2548–194139.	2070
											145 CH–61599.	2080
	25	1	1	–	–	673764-7	Varningsventil	Warning valve			142 CH 178960–.	2090
											144 CH 194140–.	2100
											145 CH 61600–.	2110
	26	1	1	–	–	679938-1	•Kontakt	•Contact			142. 144 CH 2548–. 145.	2120

2. 144 CH –3809 excl 2687–2688, 2783–2793.

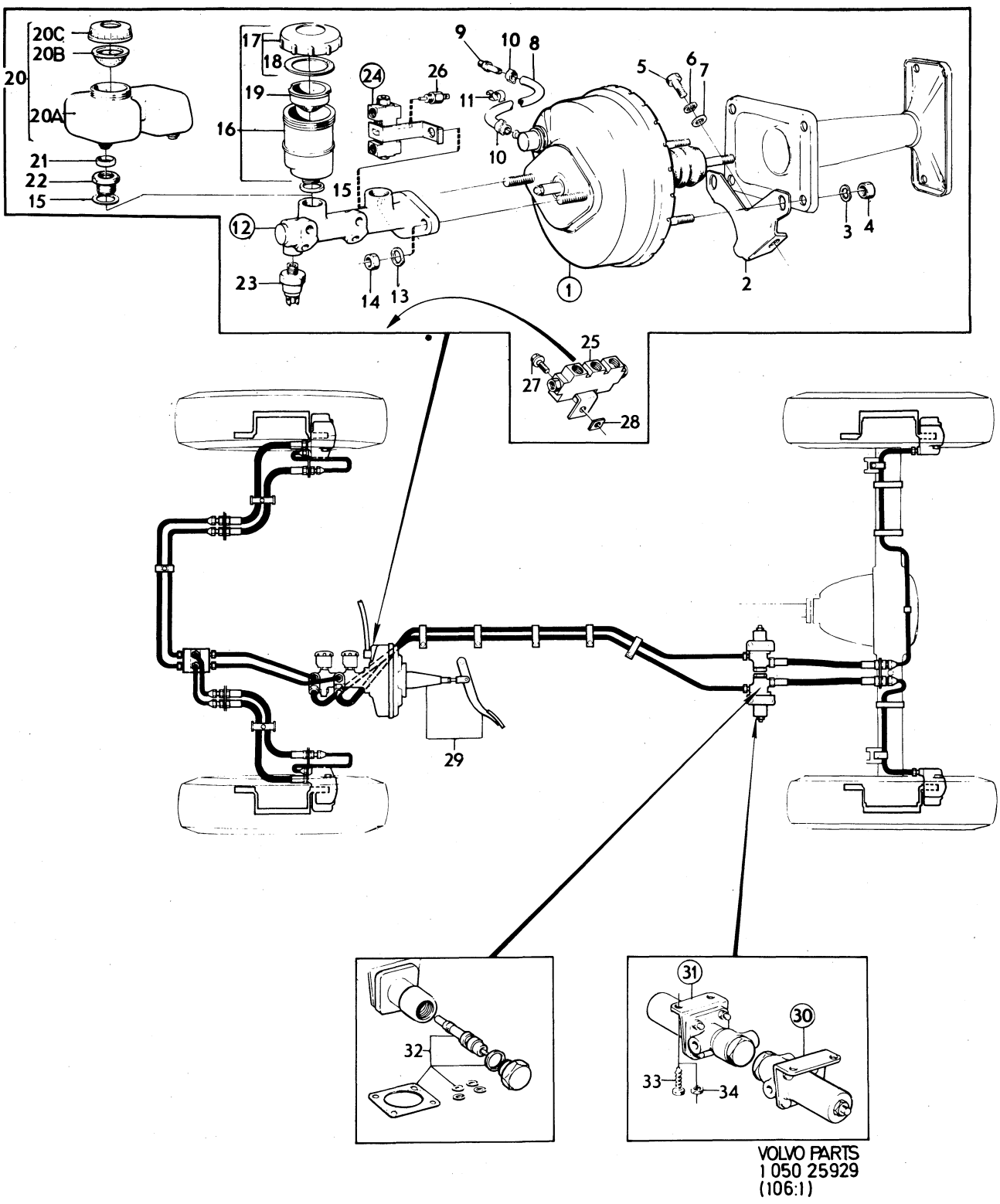

VOLVO PARTS
1 050 25929
(106:1)

Sida / Page 20 | Grupp / Group 5 | Komplettenheter / Complete units | Illustration 25929 1979–11 | 0450

Pos. Fig.	Antal/Quantity VST	HST			Artikel nr Part No	Benämning	Description	Sats Kit	B P S R	Anmärkning Notes	
27	1	1	–	–	943629-6	Skruv	Screw				2130
28	1	1	–	–	150188-1	Mutter	Nut				2140
29	1	1	–	–		Bromspedal med monteringspedal	Brake pedal with installation components			SE SIDA 42, 3-B19	2150 2160 2165
30	1	1	–	–	677588-6	Bromsventil, V	Brake valve, L			142. 144 EXCL SPEC UTF 1510,1523,1550,1552,1556 1600,1603,1604,1606,1700 1701, 1709–1712.	2170 2180 2190 2195
	1	1	–	–	680344-9	Bromsventil, V	Brake valve, L			144 SPEC UTF 1510,1523, 1550,1552,1556,1600,1603 1604,1606,1700,1701,1709 1710, 1711, 1712. 145	2200 2220 2225
31	1	1	–	–	677589-4	Bromsventil, H	Brake valve, R			142. 144 EXCL SPEC UTF 1510,1523,1550,1552,1556 1600,1603,1604,1606,1700 1701, 1709–1712.	2230 2240 2250
	1	1	–	–	680345-6	Bromsventil, H	Brake valve, R			144 SPEC UTF 1510,1523, 1550,1552,1556,1600,1603 1604,1606,1700,1701,1709 1710, 1711, 1712. 145	2260 2270 2280 2285
32	1	1	–	–	273090-1	•Reparationssats	•Repair kit				2290
33	4	4	–	–	942477-1	Skruv	Screw			144 CH–1003.	2300
34	4	4	–	–	950353-3	Mutter	Nut			142. 144 CH 1004–. 145.	2310

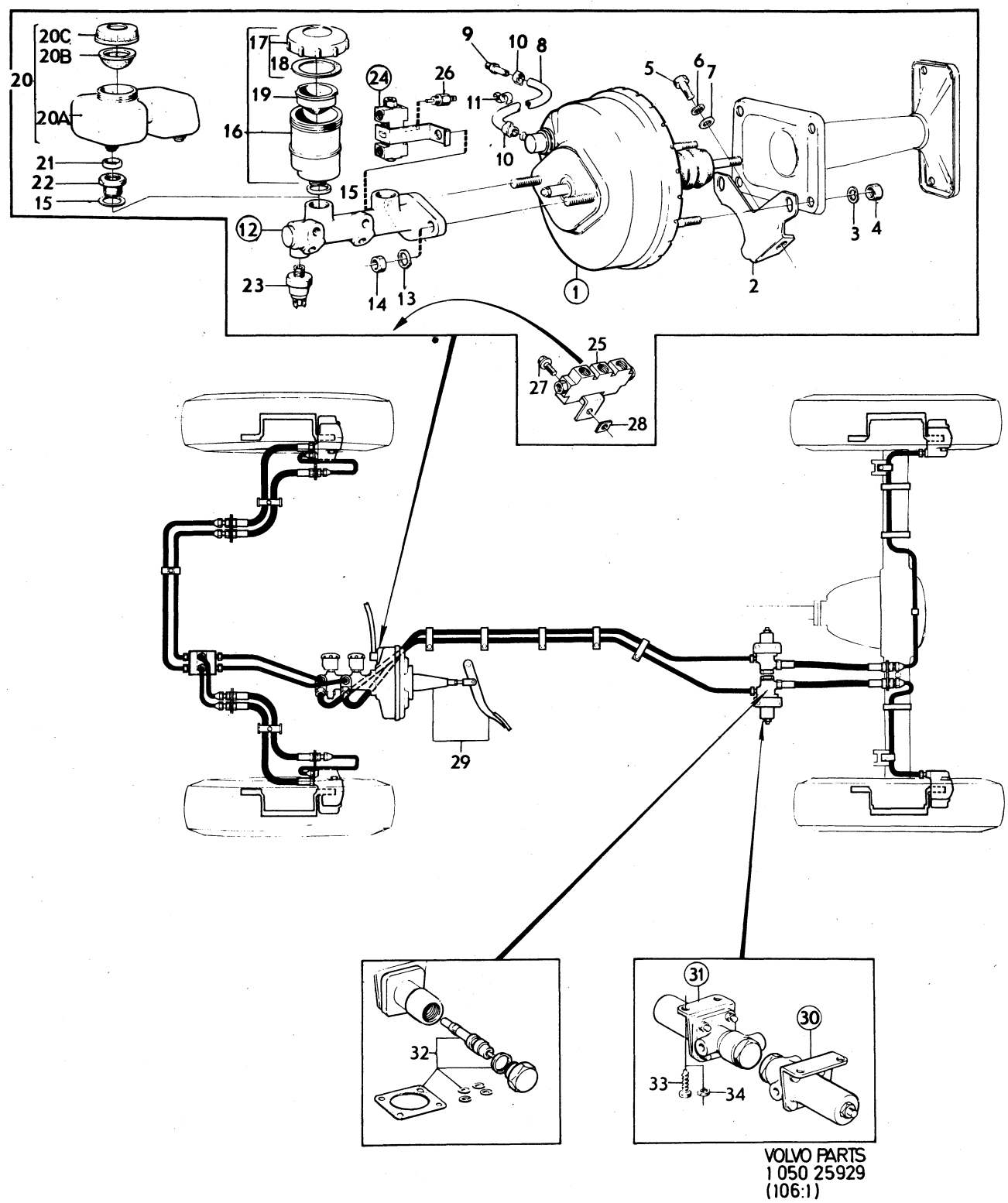

VOLVO PARTS
1 050 25929
(106:1)

Sida Page	Grupp Group	Rörledningar	Pipe lines	Illustration	0500
		142 CH–178959. 144 CH–194139.	142 CH–178959. 144 CH–194139.	5717	
22	5	145 CH–61599.	145 CH–61599.	1979–11	

	Pos. Fig.	Antal/Quantity VST	HST			Artikel nr Part No	Benämning	Description	Sats Kit	BPSR	Anmärkning Notes	
	1	1	–	–	–	673921-3	Bromsrör	Brake pipe			2)	1010
		–	1270	–	–	954313-3	Bromsrör	Brake pipe			2)	1020
	2	1	–	–	–	673921-3	Bromsrör	Brake pipe			2)	1030
		–	1245	–	–	954313-3	Bromsrör	Brake pipe			2)	1040
	3	1	–	–	–	678034-0	Bromsrör	Brake pipe				1050
		–	425	–	–	954313-3	Bromsrör	Brake pipe			2)	1060
x	4	1	–	–	–	1277136-6	Bromsrör	Brake pipe			(678035)	1070
		–	430	–	–	954313-3	Bromsrör	Brake pipe			2)	1080
	5	1	1	–	–	1212365-9	Bromsrör	Brake pipe				1090
x	6	1	1	–	–	1277128-3	Bromsrör	Brake pipe			(678033)	1100
x	7	1	1	–	–	1277127-5	Bromsrör	Brake pipe			(678032)	1110
	8	1	1	–	–	1212366-7	Bromsrör	Brake pipe				
	9	1	–	–	–	673913-0	Bromsrör	Brake pipe			2)	1130
x		–	1	–	–	1277163-0	Bromsrör	Brake pipe			(678215)	1140
x	10	1	–	–	–	1277164-8	Bromsrör	Brake pipe			2) (673911)	1150
x		–	1	–	–	1277164-8	Bromsrör	Brake pipe			(678214)	1160
	11	1	1	–	–	678041-5	Bromsrör	Brake pipe			142 CH–33348, 33227–	1170
											33256. 144 CH–73816.	
x		1	1	–	–	1277139-0	Bromsrör	Brake pipe			(1212368)	1190
											142 CH 33349–, EXCL	1200
											33227–33256.	1210
											144 CH 73817–. 145	1215
	12	1	1	–	–	678040-7	Bromsrör	Brake pipe			142 CH–33348, 33327–	1220
											33256. 144 CH–73816.	1230
		1	1	–	–	1212367-5	Bromsrör	Brake pipe			(680847)	1240
											142 CH 33349–, EXCL	1250
											33227–33256.	1260
											144 CH 73817–. 145	1265
	13	1	1	–	–	679521-5	Bromsrör	Brake pipe			3)	1270
	14	1	1	–	–	679522-3	Bromsrör	Brake pipe			3)	1280
	15	1	–	–	–	679523-1	Bromsrör	Brake pipe			3)	1290
	16	1	–	–	–	679524-9	Bromsrör	Brake pipe			3)	1300
	17	1	–	–	–	679525-6	Bromsrör	Brake pipe			3)	1310
	18	1	–	–	–	679526-4	Bromsrör	Brake pipe			3)	1320
	19	–	1	–	–	679527-2	Bromsrör	Brake pipe		8	3)	1330
	20	–	1	–	–	679528-0	Bromsrör	Brake pipe		8	3)	1340
	21	–	1	–	–	679529-8	Bromsrör	Brake pipe		8	3)	1350
	22	–	1	–	–	679530-6	Bromsrör	Brake pipe		8	3)	1360
	23	–	ERF	–	–	945753-2	Överfallsmutter	Cap nut				1370
	24	–	ERF	–	–	945752-4	Överfallsmutter	Cap nut				1380
	25	1	1	–	–	677610-8	Sexvägsförskruvning	Six–way union				1390
	26	1	1	–	–	958295-8	Skruv	Screw				1400
	27	2	2	–	–	677712-2	Bromsslang	Brake hose				1410
	28	2	2	–	–	677713-0	Bromsslang	Brake hose				1420
	29	1	1	–	–	677657-9	Konsol, V	Bracket, L				1430
	30	1	1	–	–	677658-7	Konsol, H	Bracket, R				1
	31	2	2	–	–		Skruv	Screw			SE GRUPP 8	1450
	32	2	2	–	–	940280-1	Fjädrande bricka	Resilient washer				1460
	33	2	2	–	–	940154-8	Mutter	Nut				1470
	34	4	4	–	–	942336-9	Fjädrande bricka	Spring washer				1480
	35	4	4	–	–	955858-6	Mutter	Nut				1490
	36	2	2	–	–	18651-0	Packning	Packing				1500
	37	2	2	–	–	670201-3	Bromsslang	Brake hose				1510
	38	2	2	–	–	18651-0	Packning	Packing				1520
	39	1	1	–	–	677540-7	Konsol	Bracket				1530
	40	1	1	–	–	941906-0	Fjädrande bricka	Resilient washer				1540
	41	1	1	–	–	955636-6	Skruv	Bolt				1550
	42	2	2	–	–	942336-9	Fjädrande bricka	Resilient washer				1560
	43	2	2	–	–	955898-2	Mutter	Nut				1570

2. 144 CH –3809 excl 2687–2688, 2783–2793.
3. 142, 144 CH 3810– incl 2687–2688, 2783–2793, 145.

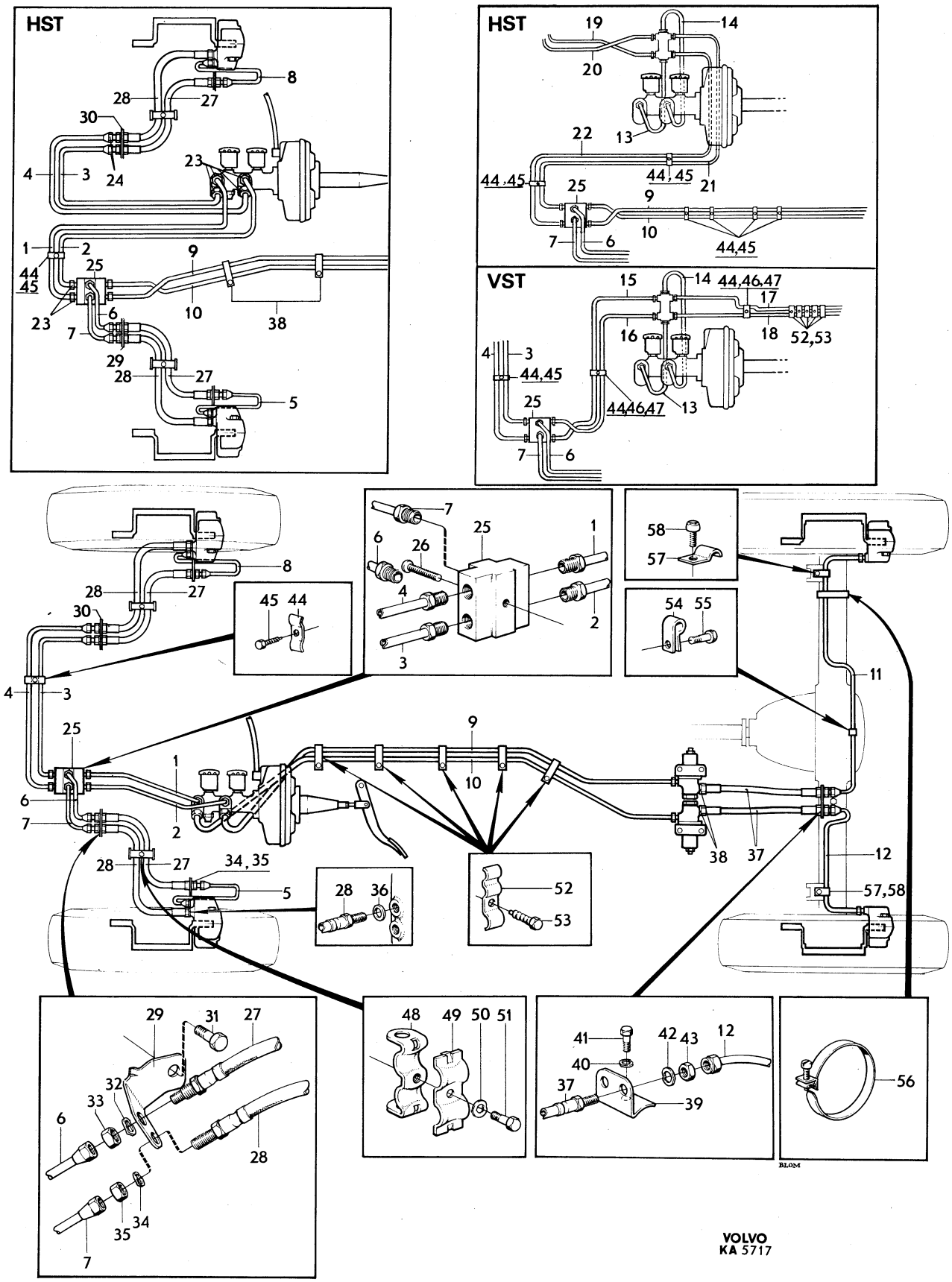

VOLVO
KA 5717

Sida Page	Grupp Group	Rörledningar	Pipe lines	Illustration	0500
		142 CH–178959. 144 CH–194139.	142 CH–178959. 144 CH–194139.	5717	
24	5	145 CH–61599.	145 CH–61599.	1979–11	

	Pos. Fig.	Antal/Quantity VST	HST			Artikel nr Part No	Benämning	Description	Sats Kit	B P S R	Anmärkning Notes	
x	44	1	1	–	–	947685-4	Klammer	Clamp			2) (942895)	1580
x		5	2	–	–	947685-4	Klammer	Clamp			3) (942895)	1590
	45	1	1	–	–	190665-0	Skruv	Screw			2)	1600
		1	2	–	–	190665-0	Skruv	Screw			3)	2010
	46	2	–	–	–	950021-6	Skruv	Screw			3)	2020
	47	2	–	–	–	940092-0	Mutter	Nut			3)	2030
	48	2	2	–	–	678050-6	Hållare	Retainer				2040
	49	2	2	–	–	678052-2	Klammer	Clamp				2050
	50	2	2	–	–	941906-0	Fjädrande bricka	Resilient washer				2060
	51	2	2	–	–	950044-8	Skruv	Screw				2070
	52	5	5	–	–	677980-5	Klammer	Clamp				2080
	53	4	–	–	–	190665-0	Skruv	Screw			L 12	
		1	–	–	–	192400-0	Skruv	Screw			L 16	2100
	54	1	1	–	–	18301-2	Klammer	Clamp				2110
	55	1	1	–	–		Skruv	Screw			SE GRUPP 4	2120
	56	1	1	–	–	121585-4	Klammer	Clamp			142 CH–33348, 33227–	2130
											33256. 144 CH–73816.	2140
	57	2	2	–	–	121585-4	Klammer	Clamp			142 CH–33348, 33227–	
											33256. 144 CH–73816.	2160
		3	3	–	–	121585-4	Klammer	Clamp			142 CH 33349–,	2170
											EXCL 33227–33256.	2180
											144 CH 73817–. 145.	2190
	58	2	2	–	–	950020-8	Skruv	Screw			142 CH–33348, 33227–	2200
											33256. 144 CH–73816.	2210

2. 144 CH –3809 excl 2687–2688, 2783–2793.
3. 142, 144 CH 3810– incl 2687–2688, 2783–2793, 145.

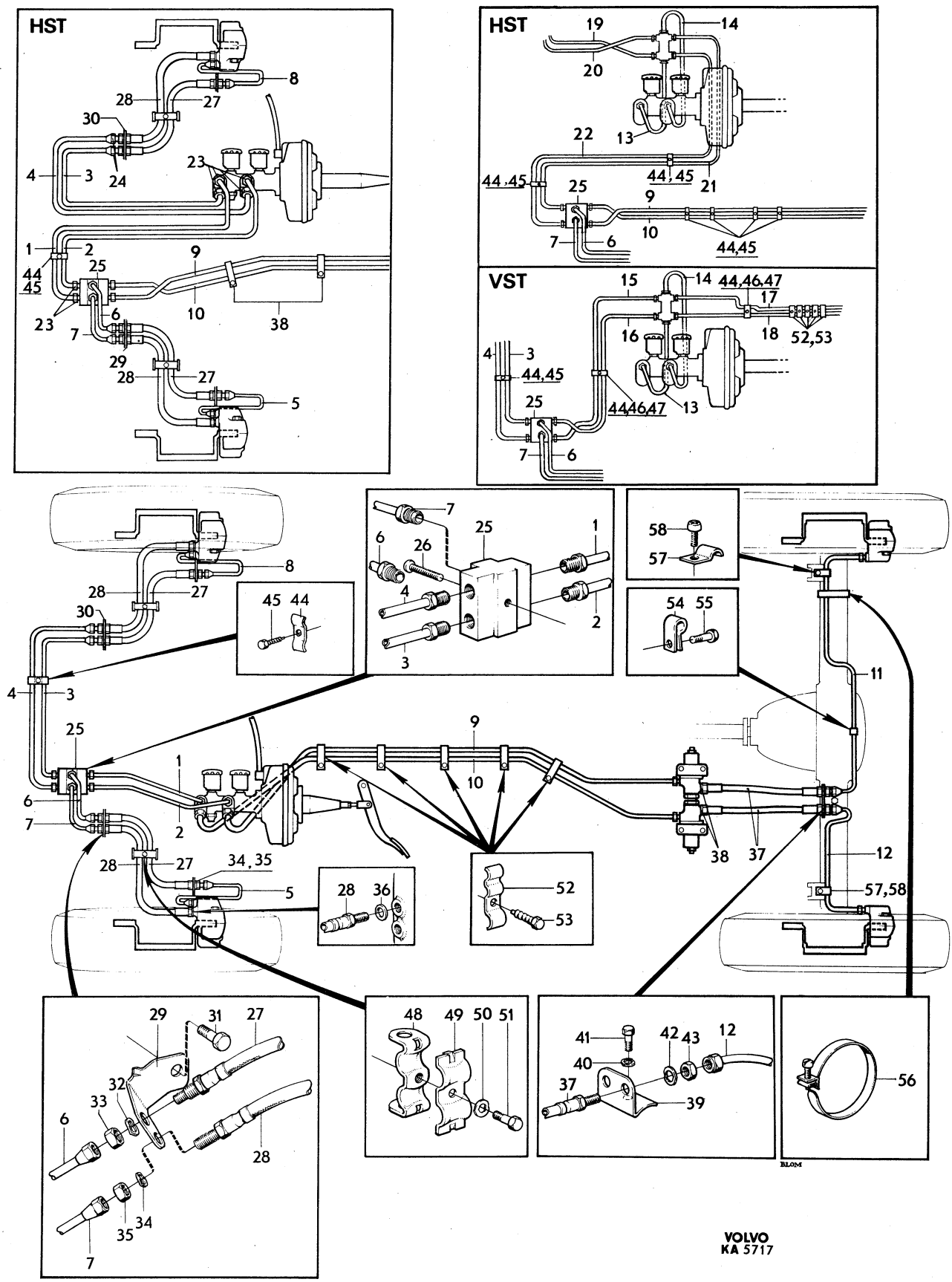

VOLVO
KA 5717

Sida Page	Grupp Group	Rörledningar	Pipe lines	Illustration	0550
		142 CH 178960–.144 CH 194140–.	142 CH 178960–.144 CH 194140–.	8418	
26	5	145 CH 61600–.	145 CH 61600–.	1979–11	

	Pos. Fig.	Antal/Quantity				Artikel nr Part No	Benämning	Description	Sats Kit	B P S R	Anmärkning Notes	
	1	1	–	–	–	687318-6	Bromsrör	Brake pipe				1010
	2	1	–	–	–	687319-4	Bromsrör	Brake pipe				1020
	3	1	–	–	–	687316-0	Bromsrör	Brake pipe				1030
	4	1	–	–	–	687317-8	Bromsrör	Brake pipe				1040
x	5	1	–	–	–	1277127-5	Bromsrör	Brake pipe			(678032)	1050
x	6	1	–	–	–	1277128-3	Bromsrör	Brake pipe			(678033)	1060
x	7	1	–	–	–	1277136-6	Bromsrör	Brake pipe			(688234)	1070
x	8	1	–	–	–	1277135-8	Bromsrör	Brake pipe			(688235)	1080
	9	1	–	–	–	1212365-9	Bromsrör	Brake pipe				1090
	10	1	–	–	–	1212366-7	Bromsrör	Brake pipe				1100
	11	1	–	–	–	687314-5	Bromsrör	Brake pipe				1110
x	12	1	–	–	–	1277145-7	Bromsrör	Brake pipe			(687315)	[illegible]
	13	1	–	–	–	687468-9	Bromsrör	Brake pipe				[illegible]
	14	1	–	–	–	687469-7	Bromsrör	Brake pipe				1140
	15	1	–	–	–	1212367-5	Bromsrör	Brake pipe				1150
x	16	1	–	–	–	1277139-0	Bromsrör	Brake pipe			(1212368)	1160
	17	1	–	–	–	677610-8	Sexvägsförskruvning	Six–way union				1170
	18	1	–	–	–	958295-8	Skruv	Screw				[illegible]
	19	2	–	–	–	677712-2	Bromsslang	Brake hose				[illegible]
	20	2	–	–	–	677713-0	Bromsslang	Brake hose				1200
	21	1	–	–	–	677657-9	Konsol, V	Bracket, L				1210
	22	1	–	–	–	677658-7	Konsol, H	Bracket, R				1220
	23	2	–	–	–		Skruv	Screw			SE GRUPP 8	1230
	24	2	–	–	–	940280-1	Fjädrande bricka	Resilient washer				1240
	25	2	–	–	–	940154-8	Mutter	Nut				1250
	26	4	–	–	–	942336-9	Fjädrande bricka	Resilient washer				1260
	27	4	–	–	–	955858-6	Mutter	Nut				1270
	28	4	–	–	–	18651-0	Packning	Packing				1280
	29	2	–	–	–	687309-5	Bromsslang	Brake hose				1290
	30	1	–	–	–	677540-7	Konsol	Bracket				1300
	31	1	–	–	–	955636-6	Skruv	Screw				1310
	32	1	–	–	–	941906-0	Fjädrande bricka	Resilient washer				1320
	33	2	–	–	–	942336-9	Fjädrande bricka	Resilient washer				1330
	34	2	–	–	–	955898-2	Mutter	Nut				1340
	35	2	–	–	–	954327-3	Förskruvning	Screw union				1350
	36	2	–	–	–	678050-6	Hållare	Retainer				1360
	37	2	–	–	–	678052-2	Klammer	Clamp				1370
	38	2	–	–	–	950044-8	Skruv	Screw				1380
	39	2	–	–	–	941906-0	Fjädrande bricka	Resilient washer				[illegible]
x	40	ERF	–	–	–	947685-4	Klammer	Clamp			25) (942895)	[illegible]
		ERF	–	–	–	677980-5	Klammer	Clamp			26)	1405
	41	ERF	–	–	–	677980-5	Klammer	Clamp				1410
	42	ERF	–	–	–	190665-0	Skruv	Screw			L 12	1420
		ERF	–	–	–	192400-0	Skruv	Screw			L 16	1430
	43	1	–	–	–	18301-2	Klammer	Clamp				[illegible]
	44	1	–	–	–		Skruv	Screw			SE GRUPP 4	1
	45	4	–	–	–	121585-4	Klammer	Clamp				1460

25. 142 CH –250240 excl 249930–249948. 144 CH –263572 excl 263070–263082. 145 CH –103460 excl 103380–103392.
26. 142 CH 250241–, incl 249930–249948. 144 CH 263573–, incl 263070–263082. 145 CH 103461–, incl 103380–103392.

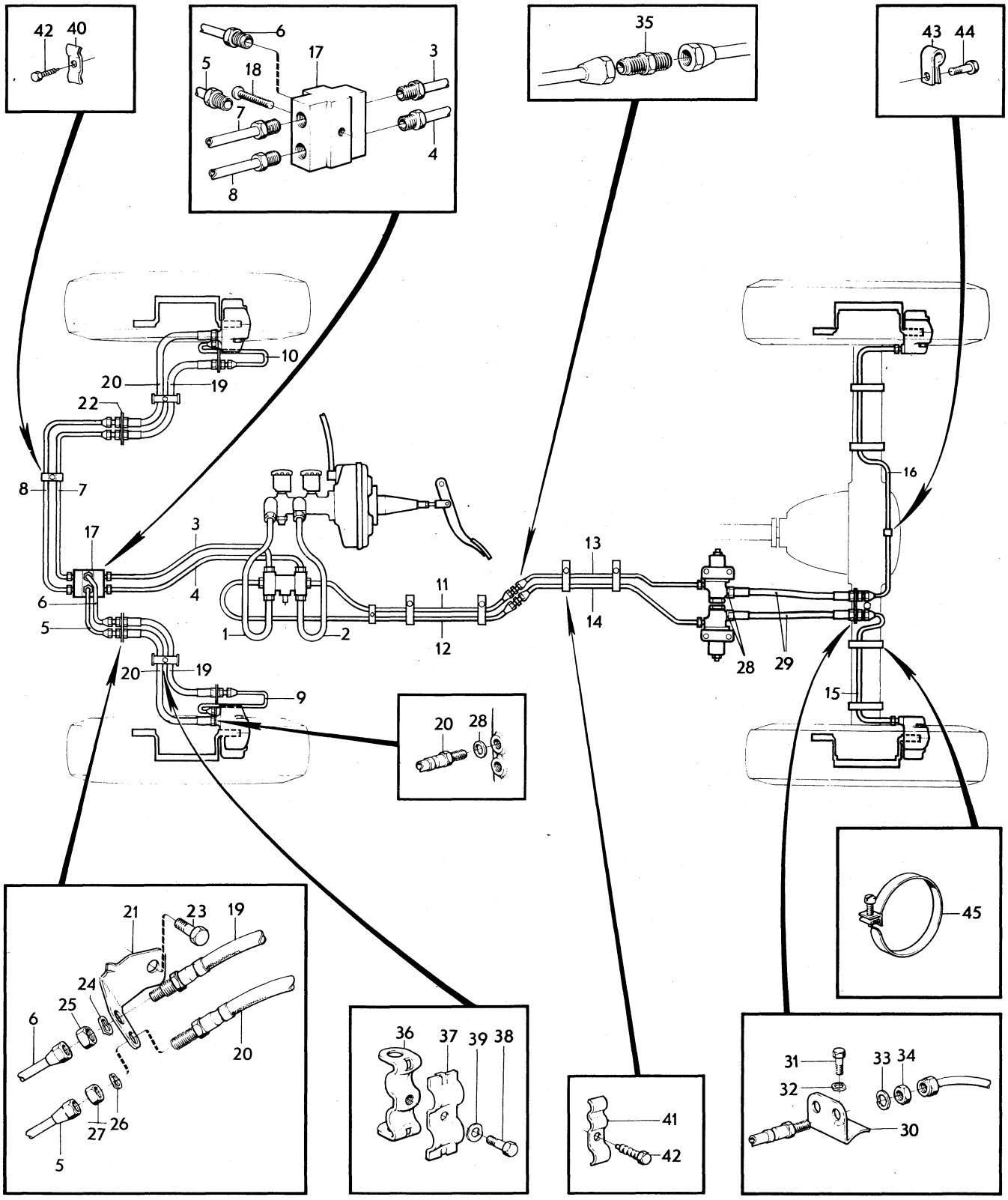

VOLVO
KA 8418

Sida / Page 28 | Grupp / Group 5 | Handbroms / Hand brake | Illustration 10890 1979–11 | 0600

Pos. Fig.	Antal/Quantity VST	HST			Artikel nr Part No	Benämning	Description	Sats Kit	B P S R	Anmärkning Notes	
1	4	4	–	–	677530-8	Bromsback	Brake shoe			29)	1010
	4	4	–	–	1212193-5	Bromsback	Brake shoe			30)	1020
1a	2	2	–	–	1212191-9	Tryckplatta	Pressure plate			30)	1030
1b	2	2	–	–	1212192-7	Fixeringsfjäder	Fixation spring			30)	1035
2	2	2	–	–	955694-5	Skruv	Screw			31)	1040
2a	2	2	–	–	955552-5	Skruv	Screw			32)	1050
3	2	2	–	–	941909-4	Fjädrande bricka	Resilient washer				1060
4	1	1	–	–	677482-2	Konsol, V	Bracket, L			9)	1070
	1	1	–	–	687107-3	Konsol, V	Bracket, L			8)	1080
	1	1	–	–	677483-0	Konsol, H	Bracket, R			9)	1090
	1	1	–	–	687108-1	Konsol, H	Bracket, R				1100
5	2	2	–	–	677488-9	Ankarbult	Anchorage bolt		8	33)	1110
5a	2	2	–	–	680835-6	Ankarbult	Anchorage bolt			32)	1120
5b	2	2	–	–	1212113-3	Ankarbult	Anchorage bolt			30)	1130
6	2	2	–	–	677736-1	Bricka	Washer			29)	1140
7	2	2	–	–	914449-4	Låsring	Circlip			142 CH–12246 EXCL 11808–11957. 144 CH–51762. EXCL 51038–51341.	1150 1160 1170
7a	2	2	–	–	950365-7	Mutter	Nut			32)	1180
8	2	2	–	–	955523-6	Skruv	Screw				1190
9	2	2	–	–	941907-8	Fjädrande bricka	Resilient washer				1200
10	4	4	–	–	677524-1	Fixeringsfjäder	Fixation spring			142 CH–112399.	1210
										144 CH–138699.	1220
										145 CH–30899.	1230
	4	4	–	–	681963-5	Fixeringsfjäder	Fixation spring			142 CH 112400–.	1240
										144 CH 138700–.	1250
										145 CH 30900–.	1260
11	2	2	–	–	677525-8	Justeranordning	Slack adjuster				1270
12	2	2	–	–	677528-2	Hylsa	Sleeve				1280
13	2	2	–	–	1212200-8	Returfjäder, övre	Return spring, upper				1290
	2	2	–	–	1212199-2	Returfjäder, nedre	Return spring, lower				1300
14	1	1	–	–	686653-7	Hävarm, V	Lever, L			9)	1310
	1	1	–	–	688118-9	Hävarm, V	Lever, L			34)	1320
	1	1	–	–	686654-5	Hävarm, H	Lever, R			9)	1330
	1	1	–	–	688119-7	Hävarm, H	Lever, R			34)	1340
	2	2	–	–	1212195-0	Hävarm	Lever			30)	1350
15	2	2	–	–	677529-0	Tätning	Seal			9)	1360
15a	2	2	–	–	688136-1	Bälg	Bellows			8)	1370
16	1	1	–	–	675405-5	Handbromsvajer	Cable		8	1) 144 CH OMKR–4999	1380
17	2	2	–	–	677218-0	•Bult med säkring	•Bolt with lock				1390
18	4	4	–	–		•Gummiskydd	•Rubber cap		8		1400
19	2	2	–	–	675914-6	•Hållare	•Retainer				1410
20	1	1	–	–	679472-1	Handbromsvajer	Cable			142 CH–112399.	1420
										144 CH OMKR 5000–138692	1430
										145 CH–30899.	1440
	1	1	–	–	683348-7	Handbromsvajer	Cable			142 CH 112400–178959.	1450
										144 CH 138700–194139.	1460
										145 CH 30900–61599.	1470

1. Ers av: 1 st 679472–1, 2 st 679470–5, 2 st 679473–9, 2 st 679479–6, 4 st 190665–0.
8. 142 CH 156281– incl 155792–155971. 144 CH 175134– incl 174819–174923. 145 CH 50536– incl 50264–50340.
9. 142 CH –156280 excl 155792–155971. 144 CH –175133 excl 174819–174923. 145 CH –50535 excl 50264–50340.
29. 142 Ch –259142, excl 258867–258907. 144 Ch –272837, excl 272425–272437. 145 Ch –110298, excl 110192–110243.
30. 142 Ch 259143–, incl 258867–258907. 144 Ch 272838–, incl 272425–272437. 145 Ch 110299–, incl 110192–110243.
31. 142 Ch –12246, excl 11808–11957. 144 Ch –51762, excl 51038–51341.
32. 142 Ch 12247–259142, incl 11808–11957, excl 258867–258907. 144 Ch 51763–272837, incl 51038–51341, excl 272425–272437. 145 Ch –110298, excl 110192–110243.
33. 142 Ch –12246, excl 11808–11957. 144 Ch –51762, excl 51038–51341. Ers av 2 st 680835, 2 st 955552, 2 st 950365.
34. 142 Ch 156281–259142, incl 155792–155971, excl 258867–258907. 144 Ch 175134–272837, incl 174819–174923, excl 272425–272437. 145 Ch 50536–110298, incl 50264–50340, excl 110192–110243.

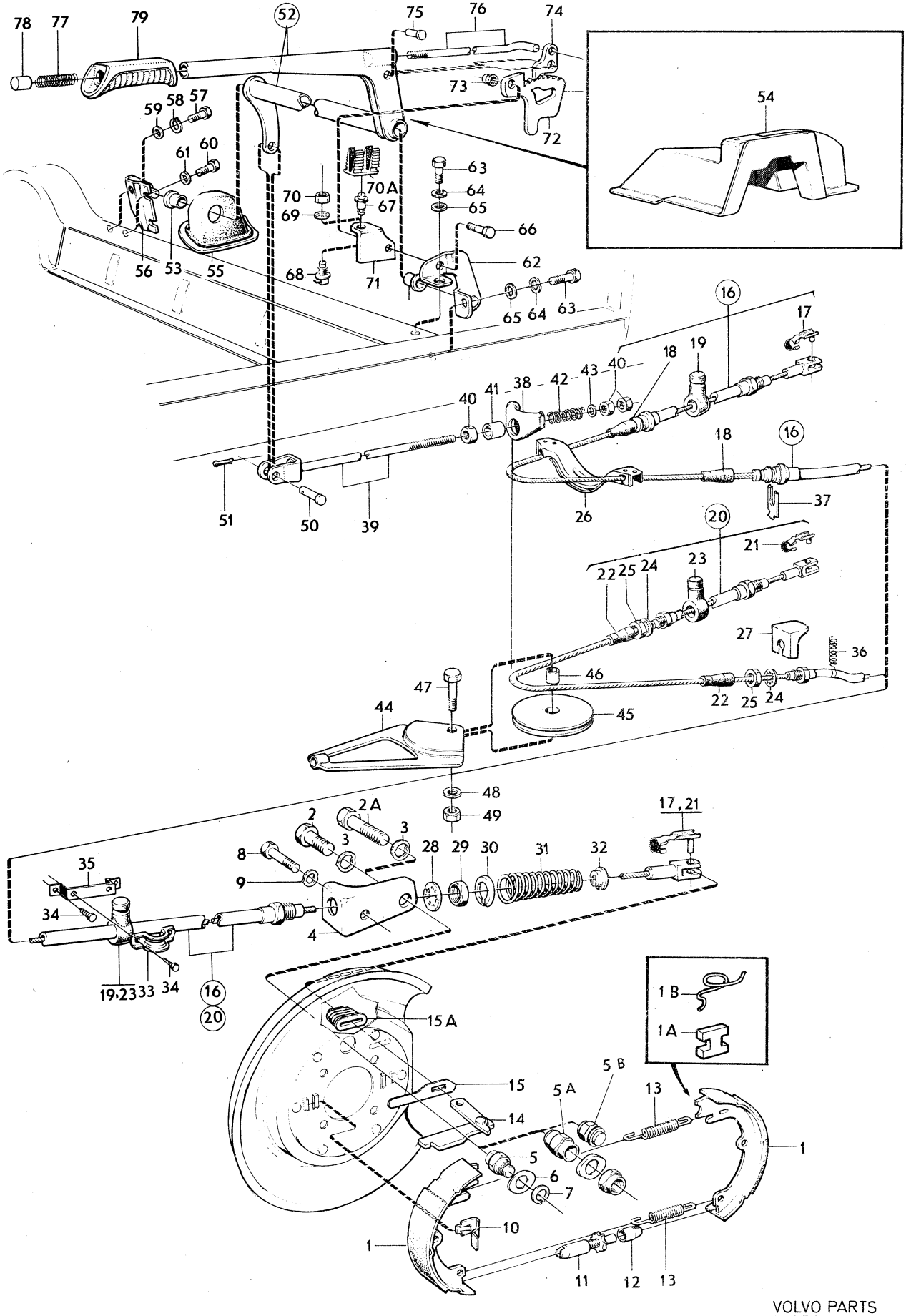

VOLVO PARTS
1 050 10890

Sida / Page: 30 | Grupp / Group: 5 | Handbroms / Hand brake | Illustration: 10890, 1979–11 | 0600

Pos. Fig.	Antal/Quantity VST	HST			Artikel nr Part No	Benämning	Description	Sats Kit	BPSR	Anmärkning Notes	
	1	1	–	–	684586-1	Handbromsvajer	Cable			142 CH 178960–.	1480
										144 CH 194140–.	1490
										145 CH 61600–.	1500
21	2	2	–	–	677218-0	•Bult med säkring	•Bolt with lock				1510
22	4	4	–	–		•Gummiskydd	•Rubber cap		8		1520
23	2	2	–	–	675914-6	•Hållare	•Retainer				1530
24	2	2	–	–	955953-5	•Låsbricka	•Lock washer				2010
25	2	2	–	–	940152-2	•Mutter	•Nut				2020
26	1	1	–	–	675300-8	Tvärbalk	Cross member		8	1) 144 CH OMKR–4999	2030
27	2	2	–	–		Konsol	Bracket			SE GRUPP 8	2040
28	2	2	–	–	955953-5	Låsbricka	Lock washer				0
29	2	2	–	–	940152-2	Mutter	Nut				2060
30	2	2	–	–	677562-1	Bricka	Washer				2070
31	2	2	–	–	686336-9	Returfjäder	Return spring				2080
32	2	2	–	–	677563-9	Bricka	Washer				2090
33	2	2	–	–	677837-7	Klammer	Clamp				2100
34	4	4	–	–	190665-0	Skruv	Screw			144 CH OMKR–4999.	0
	8	8	–	–	190665-0	Skruv	Screw			142 CH–112399.	2120
										144 CH OMKR 5000–138699.	2130
										145 CH–30899.	2140
	4	4	–	–	190665-0	Skruv	Screw			142 CH 112400–.	2150
										144 CH 138700–.	2160
										145 CH 30900–.	2170
35	2	2	–	–	679473-9	Konsol	Bracket			142 CH–112399.	2180
										144 CH OMKR 5000–138699.	2190
										145 CH–30899.	2200
36	2	2	–	–	679479-6	Fjäder	Spring			142 CH–112399.	2210
										144 CH OMKR 5000–138699	2220
										145 CH–30899.	2230
37	2	2	–	–	80939-2	Låsbricka	Lock washer			144 CH OMKR–4999.	2240
38	1	1	–	–	675404-8	Dragbygel	Brace		8	142 CH–52899,	2250
										144 CH–89799,	2260
										145 CH–9199,	2261
										ERS AV 1 ST 680909–9,	2262
										1 ST 680907–3,	2263
										1 ST 680908–1,	2264
										1 ST 680912–3.	2265
39	1	1	–	–	678373-2	Dragstång	Pull rod		8	142 CH–52899,	0
										144 CH–89799,	2290
										145 CH–9199,	2300
										ERS AV 1 ST 680909–9,	2301
										1 ST 680907–3,	2302
										1 ST 680908–1,	2303
										1 ST 680912–3.	4
	1	1	–	–	680912-3	Dragstång	Pull rod			142 CH 52900–,	2310
										144 CH 89900–,	2320
										145 CH 9200–.	2330
40	3	3	–	–	955826-3	Mutter	Nut				2340
41	1	1	–	–	667889-0	Distanshylsa	Spacer sleeve			142 CH–52899.	2350
										144 CH–89799.	2360
										145 CH–9199.	2370
42	1	1	–	–	659655-5	Fjäder	Spring				2380
43	1	1	–	–	960141-0	Bricka	Washer				2390
44	1	1	–	–	680909-9	Hållare	Retainer			142 CH 52900–.	2400
										144 CH 89900–.	2410
										145 CH 9200–.	2420
45	1	1	–	–	680907-3	Hjul	Wheel			142 CH 52900–.	2430
										144 CH 89900–.	2440
										145 CH 9200–.	2450

1. Ers av: 1 st 679472–1, 2 st 679470–5, 2 st 679473–9, 2 st 679479–6, 4 st 190665–0.

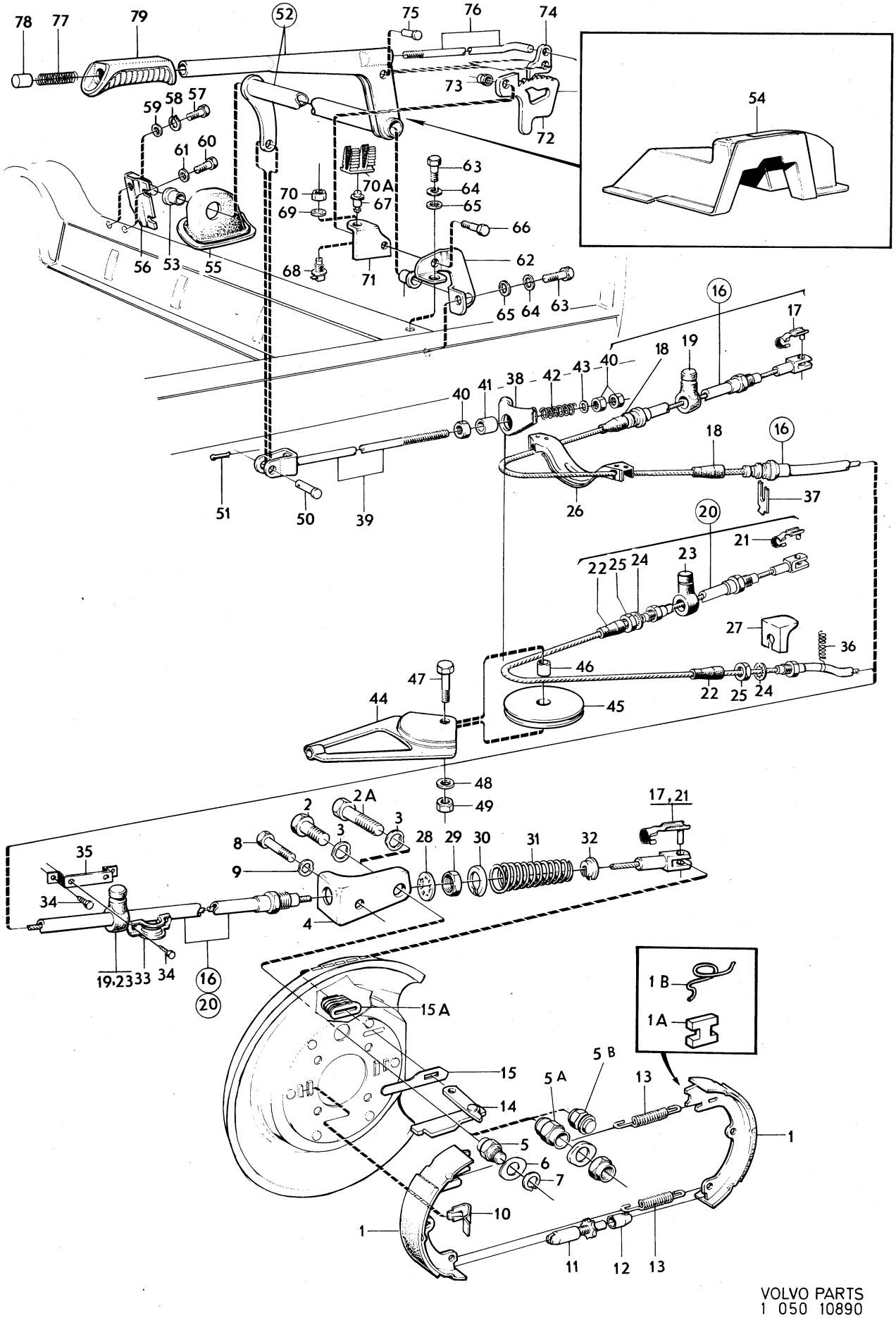

VOLVO PARTS
1 050 10890

Sida Page	Grupp Group	Handbroms	Hand brake	Illustration	0600
32	5			10890 1979–11	

Pos. Fig.	Antal/Quantity VST	HST			Artikel nr Part No	Benämning	Description	Sats Kit	B P S R	Anmärkning Notes	
46	1	1	–	–	680908-1	Distanshylsa	Spacer sleeve			142 CH 52900–.	2460
										144 CH 89900–.	2470
										145 CH 9200–.	2480
47	1	1	–	–	955525-1	Skruv	Screw			142 CH 52900–.	2490
										144 CH 89900–.	2500
										145 CH 9200–.	2510
48	1	1	–	–	960141-0	Bricka	Washer			142 CH 52900–.	2520
										144 CH 89900–.	2530
										145 CH 9200–.	2540
49	1	1	–	–	950353-3	Mutter	Nut			142 CH 52900–.	2550
										144 CH 89900–.	30
										145 CH 9200–.	2570
50	1	1	–	–	913124-4	Saxpinnebult	Clevis pin				2580
51	1	1	–	–	907824-7	Saxpinne	Split pin				2590
52	1	–	–	–	675414-7	Handbromsspak	Handbrake lever				3010
	–	1	–	–	675415-4	Handbromsspak	Handbrake lever			(680854)	3050
53	2	2	–	–	653576-9	•Bussning	•Bushing				70
54	1	–	–	–	679274-1	Kåpa	Case			142 CH 7895–, 5374–5533,	3080
										7053–7352.	3090
										144 CH 43697–,	3100
										41839–42155.	3110
	–	1	–	–	679275-8	Kåpa	Case			142 CH 7895–. 5374–5533,	3120
										7053–7352.	3130
										144 CH 43697–,	3140
										41839–42155.	3150
55	1	–	–	–	676615-8	Tätning	Seal				3160
	–	1	–	–	676616-6	Tätning	Seal				3170
56	1	–	–	–	675393-3	Fäste	Anchorage				3180
	–	1	–	–	676613-3	Fäste	Anchorage				3190
57	1	1	–	–	955524-4	Skruv	Screw				3200
58	1	1	–	–	955921-2	Fjäderbricka	Spring washer				3210
59	1	1	–	–	955894-1	Bricka	Washer				3220
60	2	2	–	–		Skruv	Screw			SE GRUPP 8	3230
61	2	2	–	–		Bricka	Washer			SE GRUPP 8	3240
62	1	–	–	–	675398-2	Fäste	Anchorage				3250
	–	1	–	–	675399-0	Fäste	Anchorage				3260
63	2	2	–	–	955524-4	Skruv	Screw				3270
64	2	2	–	–	955921-2	Fjäderbricka	Spring washer				80
65	2	2	–	–	955894-1	Bricka	Washer				3290
	–	2	–	–	942227-0	Mutter	Nut				3300
66	1	1	–	–	955525-1	Skruv	Screw				3310
67	1	1	–	–		Kontakt	Contact			SE GRUPP 3	3320
68	1	1	–	–		Kontakt	Contact			SE GRUPP 3	3330
69	1	1	–	–		Låsbricka	Lock washer			SE GRUPP 3	3340
70	1	1	–	–		Mutter	Nut			SE GRUPP 3	50
70a	1	1	–	–	683683-7	Plugg	Plug			142 CH 112400–.	3360
										144 CH 138700–.	3370
										145 CH 30900–.	3380
71	1	–	–	–	677396-4	Konsol	Bracket		8	4)	3390
	–	1	–	–	677397-2	Konsol	Bracket		8	5)	3400
	1	–	–	–	680015-5	Konsol	Bracket		8	ERS AV 1 ST 683349–5	3410
										142 CH 8435–112399,	3420
										7053–7352, 8053–8232.	3430
										144 CH 45824–138699,	3440
										41839–42155, 44592–	3450
										44975.	3455
										145 CH–30899.	3456

4. 142 CH –8434 excl 5374–5533, 7053–7352, 8053–8232, 144 CH –45823 excl 41839–42155, 44592–44975. Ers av: 1 st 680015, 1 st 672995, 1 st 942914, 1 st 940143.
5. 142 CH –8434 excl 5374–5533, 7053–7352, 8063–8232. 144 CH –45823 excl 41835–42155, 44592–44975. Ers av: 1 st 680016, 1 st 672995, 1 st 942914, 1 st 940143.

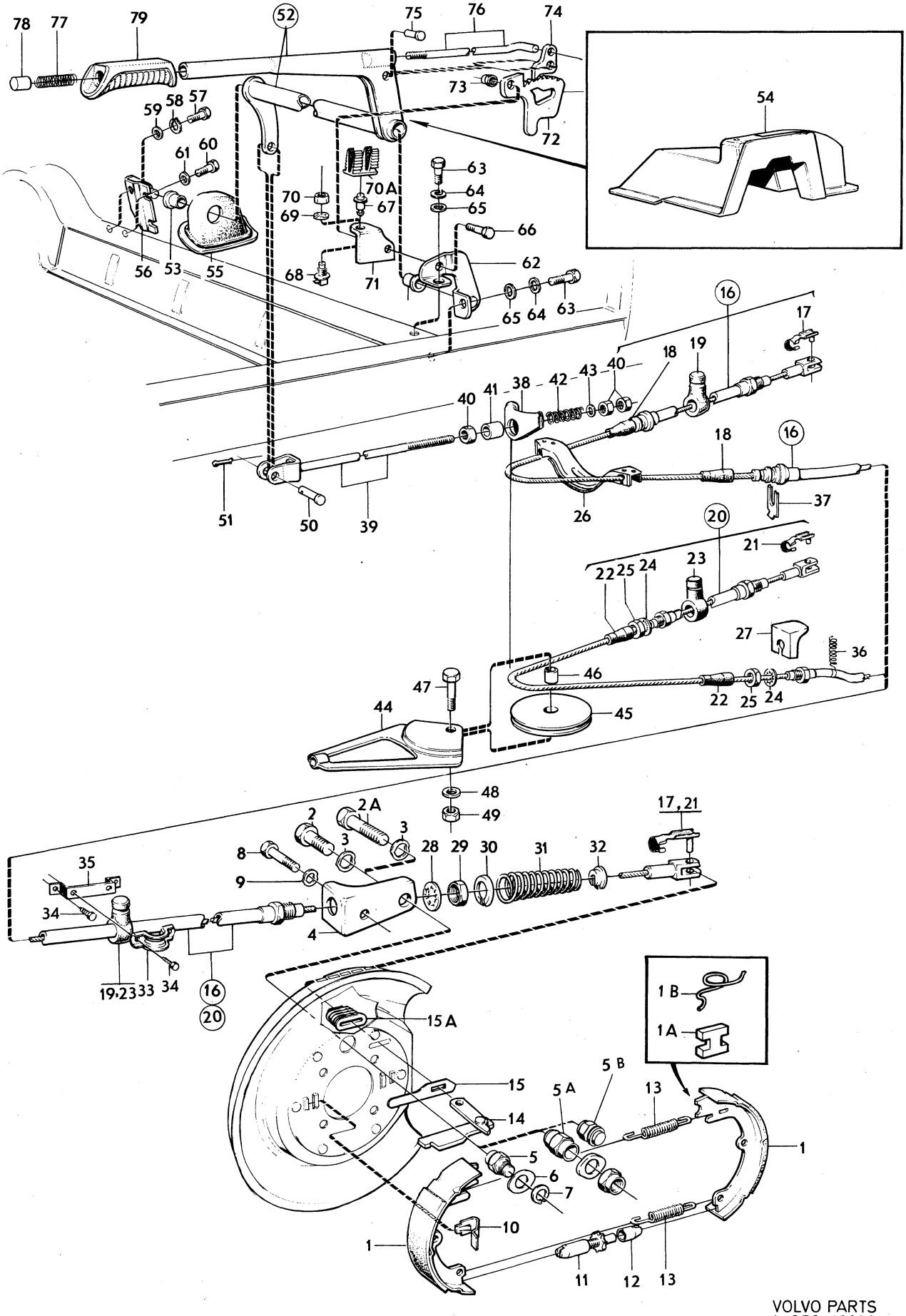

VOLVO PARTS
1 050 10890

Sida Page	Grupp Group	Handbroms	Hand brake	Illustration	0600
34	5			10890 1979–11	

Pos. Fig.	Antal/Quantity VST	HST			Artikel nr Part No	Benämning	Description	Sats Kit	BPSR	Anmärkning Notes	
	1	–	–	–	683349-5	Konsol	Bracket			142 CH 112400–.	3460
										144 CH 138700–.	3470
										145 CH 30900–.	3480
	–	1	–	–	680016-3	Konsol	Bracket		8	ERS AV 1 ST 683350–3.	3490
										142 CH 8435–112399,	3500
										7053–7352, 8053–8232.	3510
										144 CH 45824–138699,	3520
										41839–42155, 44592–	3530
										44975.	3535
										145 CH–30899.	3536
	–	1	–	–	683350-3	Konsol	Bracket			142 CH 112400–.	[illegible]
										144 CH 138700–.	3550
										145 CH 30900–.	3560
72	1	1	–	–	675562-3	Spärrsegment	Quadrant		8	ERS AV 1 ST 686652–9,	4010
										1 ST 653466–3.	4020
										142 CH–127100,	4030
										144 CH–149396,	[illegible]
										145 CH–36186.	[illegible]
	1	1	–	–	686652-9	Spärrsegment	Quadrant			142 CH 127101–.	4060
										144 CH 149397–.	4070
										145 CH 36187–.	4080
73	1	1	–	–	950353-3	Mutter	Nut				4090
74	1	1	–	–	675915-3	Spärrhake	Pawl		8	ERS AV 1 ST 686652–9,	4100
										1 ST 653466–3.	4110
										142 CH–127100,	4120
										144 CH–149396,	4130
										145 CH–36186.	4140
	1	1	–	–	653466-3	Spärrhake	Pawl			142 CH 127101–.	4150
										144 CH 149397–.	4160
										145 CH 36187–.	4170
75	1	1	–	–	190848-2	Nit	Rivet				4180
76	1	1	–	–	653465-5	Tryckstång	Push rod				4190
77	1	1	–	–	675948-4	Fjäder	Spring				4200
78	1	1	–	–	654980-2	Knapp	Button				4210
79	1	1	–	–	675916-1	Handtag	Handle				4220

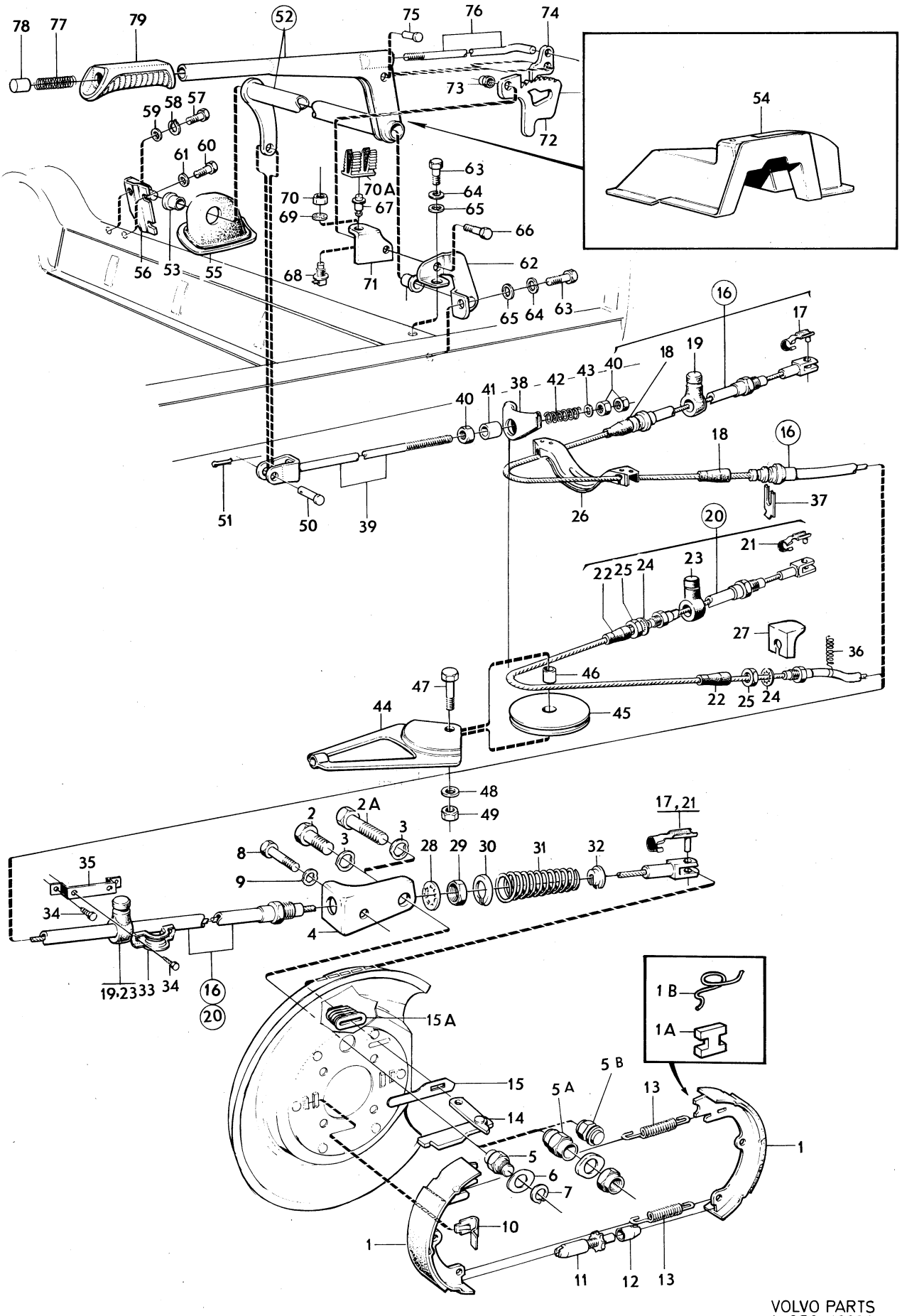

VOLVO PARTS
1 050 10890

Sida Page	Grupp Group	Handbroms, mittplacerad	Handbrake, middle placed	Illustration	0650
36	5			7234 1979–11	

Pos. Fig.	Antal/Quantity 273 112	273 200			Artikel nr Part No	Benämning	Description	Sats Kit	B P S R	Anmärkning Notes	
1	1	–	–	–	273112-3	Handbromssats	Handbrake kit		8	142 CH–112399,	1010
										144 CH–138699,	1020
										145 CH–30899.	1030
	–	1	–	–	273200-6	Handbromssats	Handbrake kit			142 CH 112400–.	1040
										144 CH 138700–.	1050
										145 CH 30900–.	1060
2	1	1	–	–	662988-5	•Handbromsspak	•Handbrake lever	S			1070
3	2	2	–	–	653576-9	••Bussning	••Bushing	S			1080
4	1	1	–	–	653466-3	•Spärrhake	•Pawl	S			1090
5	1	1	–	–	190848-2	•Nit	•Rivet	S			1100
6	1	1	–	–	658326-4	•Tryckstång	•Push rod	S			
7	1	1	–	–	675948-4	•Fjäder	•Spring	S			1120
8	1	1	–	–	654980-2	•Knapp	•Button	S			1130
9	1	1	–	–	658332-2	•Handtag	•Handle	S			1140
10	1	1	–	–	660651-1	•Bygel	•Brace	S			1150
11	1	1	–	–	191030-6	•Skruv	•Screw	S			1160
12	1	–	–	–	669741-1	•Fäste	•Anchorage		8		
	–	1	–	–	684366-8	•Fäste	•Anchorage	S			
13	1	1	–	–	658322-3	•Tätning	•Seal	S			1190
14	1	1	–	–	658327-2	•Pinne	•Pin		8		1200
15	1	1	–	–	907824-7	•Saxpinne	•Split pin	S			1210
16	1	1	–	–	653449-9	•Spärrsegment	•Quadrant	S			1220
17	1	1	–	–	681538-5	•Konsol	•Bracket	S			1230
18	2	2	–	–	940135-7	•Skruv	•Bolt	S			1240
19	2	2	–	–	950353-3	•Mutter	•Nut	S			1250
20	1	–	–	–	680315-9	•Fäste	•Anchorage	S			1260
	–	1	–	–	684361-9	•Fäste	•Anchorage	S			1270
21	1	–	–	–	680310-0	•Axel	•Shaft		8		1280
	–	1	–	–	684359-3	•Axel	•Shaft	S			1290
22	2	2	–	–	680316-7	•Lagerplåt	•Bearing plate		8		1300
23	4	4	–	–	955512-9	•Skruv	•Bolt	S			1310
24	4	4	–	–	955920-4	•Fjäderbricka	•Spring washer	S			1320
25	1	1	–	–	680317-5	•Dragstång	•Pull rod	S			1330
26	1	–	–	–	666419-7	•Dragstång	•Pull rod	S			1340
	–	1	–	–	684358-5	•Dragstång	•Pull rod	S			1350
27	2	2	–	–	907849-4	•Saxpinne	•Split pin	S			1360
27a	1	–	–	–	670876-2	•Gummikåpa	•Rubber casing	S			1370
	–	1	–	–	686331-0	•Gummikåpa	•Rubber casing	S			
28	1	1	–	–	662054-6	•Tätning	•Seal	S			
29	1	1	–	–		Kontakt	Contact			SE GRUPP 3	1400
30	1	1	–	–		Låsbricka	Lock washer			SE GRUPP 3.	1410
31	1	1	–	–		Mutter	Nut			SE GRUPP 3.	1420

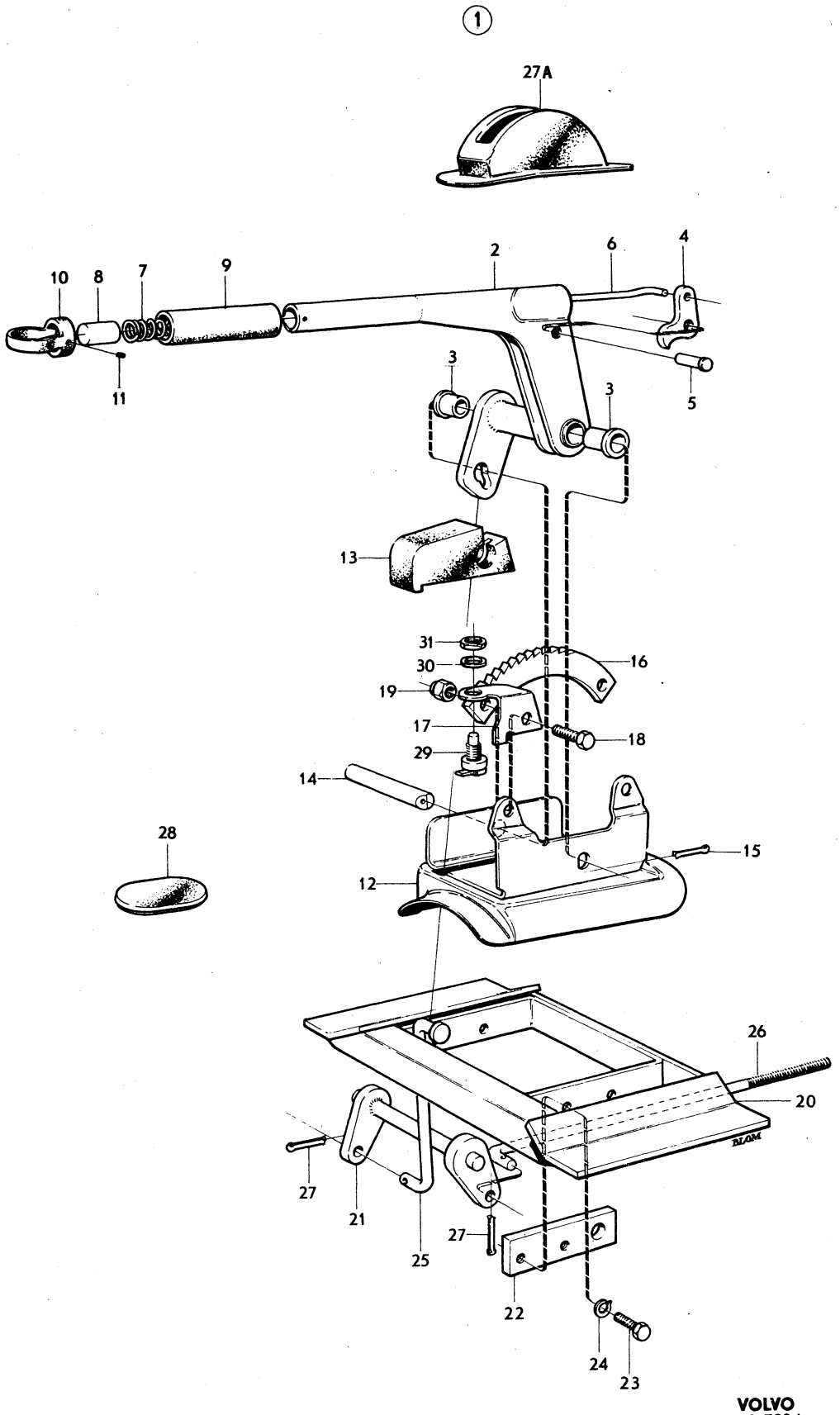
1
27A
10
8
7
9
2
6
4
11
5
3
3
13
31
30
16
19
17
18
29
14
28
15
12
26
20
27
21
25
27
22
24
23
VOLVO
KA 7234

Sida / Page	Grupp / Group	Tandemhuvudcylinder	Tandem master cylinder	Illustration	0700
38	5			8401 1979–11	

Pos. Fig.	Antal/Quantity				Artikel nr Part No	Benämning	Description	Sats Kit	B P S R	Anmärkning Notes	
1	1	–	–	–	676257-9	Tandemhuvudcylinder	Tandem master cylinder			ERS AV 1ST 1212406–1	1010
2	1	–	–	–		•Hus	•Housing		8		1020
3	1	–	–	–	678628-9	•Fjäder	•Spring		8		1030
4	1	–	–	–	678631-3	•Kolv, inre	•Piston, inner				1040
5	1	–	–	–	678633-9	••Packning	••Packing	S			1050
6	1	–	–	–	678634-7	•Stoppskruv	•Set screw	S	8		1060
7	1	–	–	–	678635-4	•Packning	•Packing	S	8		1070
8	1	–	–	–	678626-3	•Packning	•Packing	S	8		1080
9	1	–	–	–	678620-6	•Kolv, yttre	•Piston, outer	S		ERS AV 273076–0	1090
10	1	–	–	–	678637-0	•Stoppbricka	•Stop washer		8		1100
11	1	–	–	–	678636-2	•Låsring	•Circlip	S	8		1110
12	2	–	–	–	679715-3	•Plugg	•Plug		8	TID UTF	1120
13	1	–	–	–	191026-4	•Plugg	•Plug			TID UTF	1130
	1	–	–	–	273076-0	Reparationssats	Repair kit				1140
14	1	–	–	–	1212406-1	Tandemhuvudcylinder	Tandem master cylinder				1150
15	1	–	–	–		•Hus	•Housing		8		1160
16	1	–	–	–	682072-4	•Fjäder	•Spring				1170
17	2	–	–	–	682073-2	•Fjädertallrik	•Spring plate		8		1180
18	2	–	–	–		•Stödring	•Back up ring	S			1190
19	2	–	–	–		•Packning	•Packing	S			1200
20	2	–	–	–		•Bricka	•Washer	S			1210
21	1	–	–	–		•Kolv, inre	•Piston, inner	S			1220
22	2	–	–	–		•Packning	•Packing	S			1230
23	1	–	–	–	681654-0	•Skruv	•Screw				1240
24	1	–	–	–	682074-0	•Hylsa	•Sleeve		8		1250
25	1	–	–	–	682075-7	•Fjäder	•Spring				1260
26	1	–	–	–		•Kolv, yttre	•Piston, outer	S			1270
27	1	–	–	–		•Packning	•Packing	S			1280
28	1	–	–	–	688727-7	•Bricka	•Washer		8		1290
29	1	–	–	–		•Låsring	•Lock ring	S			1300
30	1	–	–	–		•Packning	•Packing	S			1310
31	1	–	–	–	681658-1	•Stoppskruv	•Set screw				1320
	1	–	–	–	273226-1	Reparationssats	Repair kit				1330

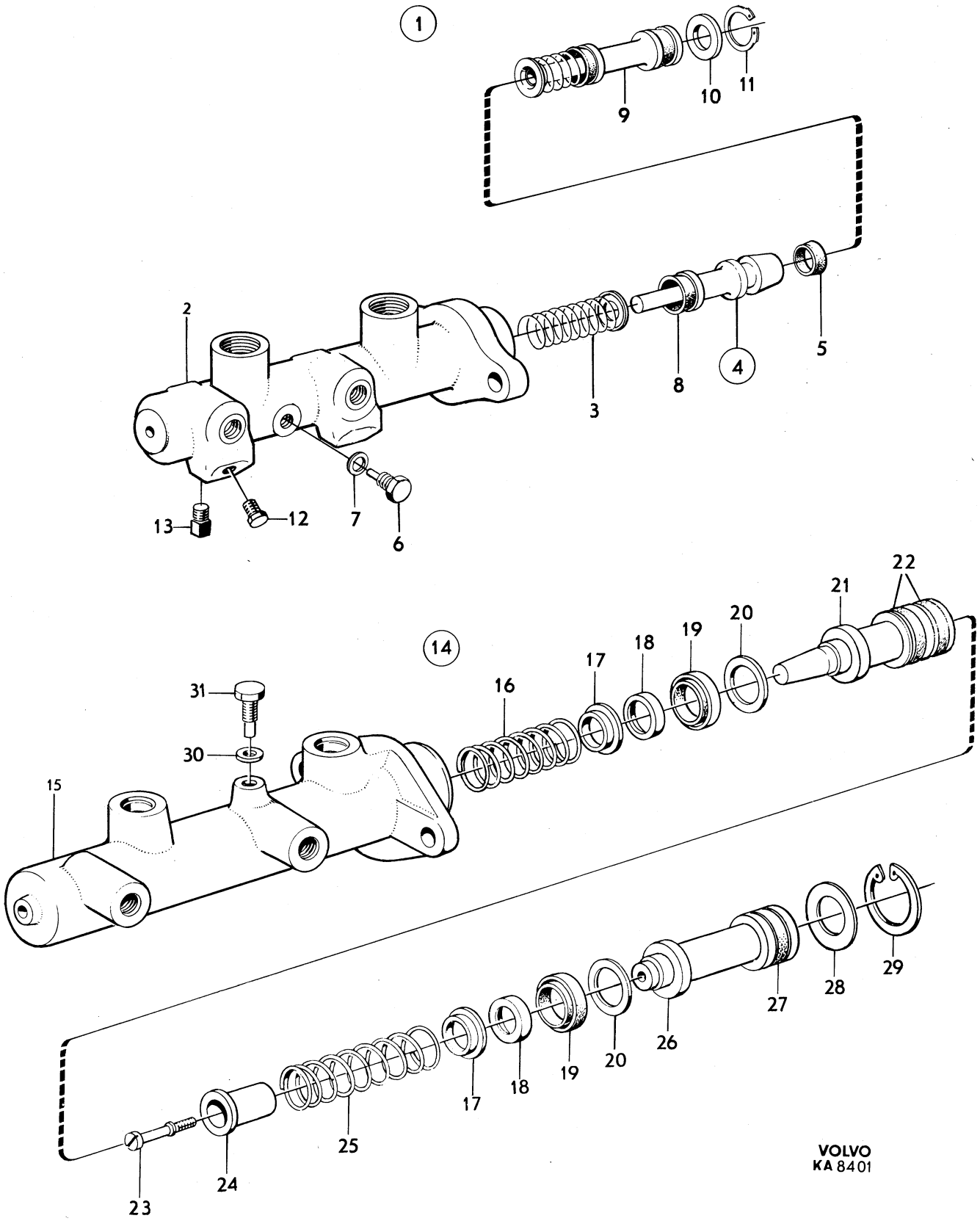
1
9
10
11
2
3
8
4
5
13
12
7
6
14
31
30
15
16
17
18
19
20
21
22
23
24
25
17
18
19
20
26
27
28
29
VOLVO
KA 8401

Sida Page	Grupp Group	Vakuumbromscylinder	Vacuum brake cylinder	Illustration	0750
40	5			8315 1979–11	

Pos. Fig.	Antal/Quantity				Artikel nr Part No	Benämning	Description	Sats Kit	B P S R	Anmärkning Notes	
1	1	–	–	–	676256-1	Vakuumbromscylinder	Vacuum brake cylinder		8	142 CH–178959, 144 CH–194139, 145 CH–61599. ERS AV 1 ST 1212405–3	1010 1020 1030 1035
2	1	–	–	–	273077-8	•Reparationssats.....	•Repair kit				1040
3	1	–	–	–		••Tätning	••Seal		8		1050
4	1	–	–	–	678407-8	••Backventil.....	••Check valve	S			1060
5	1	–	–	–	678440-9	••O–ring	••O–ring.....	S			1070
6	1	–	–	–	678441-7	••Filter	••Filter	S			1080
7	1	–	–	–		••Gummikåpa	••Rubber casing.....		8		1090
8	1	–	–	–	273078-6	•Reparationssats.....	•Repair kit				1100
9	1	–	–	–		••Tryckstång	••Push rod		8		1110
10	1	–	–	–		••Justerskruv.....	••Adjuster screw		8		1120
11	1	–	–	–	1212405-3	Vakuumbromscylinder	Vacuum brake cylinder			142 CH 178960–. 144 CH 194140–. 145 CH 61600–.	1130 1140 1150
12	1	–	–	–	273234-5	•Reparationssats.....	•Repair kit				1160
13	1	–	–	–		••Tätning	••Seal		8		1170
14	1	–	–	–		••Packning	••Packing.....		8		1180
15	1	–	–	–		••Tätningsring	••Seal ring		8		1190
16	1	–	–	–		••Låsring.....	••Circlip.....		8		1200
17	1	–	–	–	678441-7	••Filter	••Filter	S			1210
18	1	–	–	–		••Gummikåpa	••Rubber casing.....		8		1220
19	1	–	–	–	678444-1	•Justerskruv	•Adjuster screw.....				1230
20	1	–	–	–	687495-2	•Backventil	•Check valve.....				1240

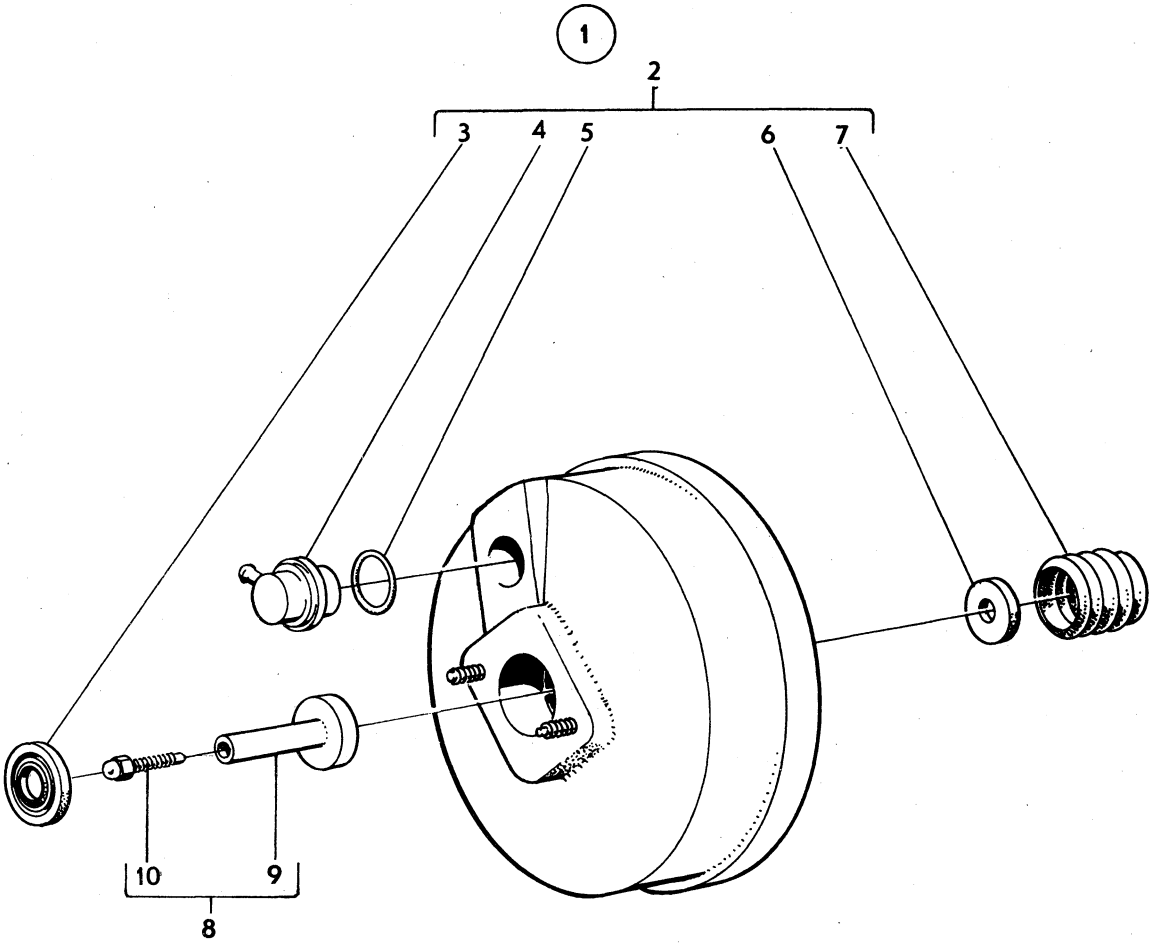

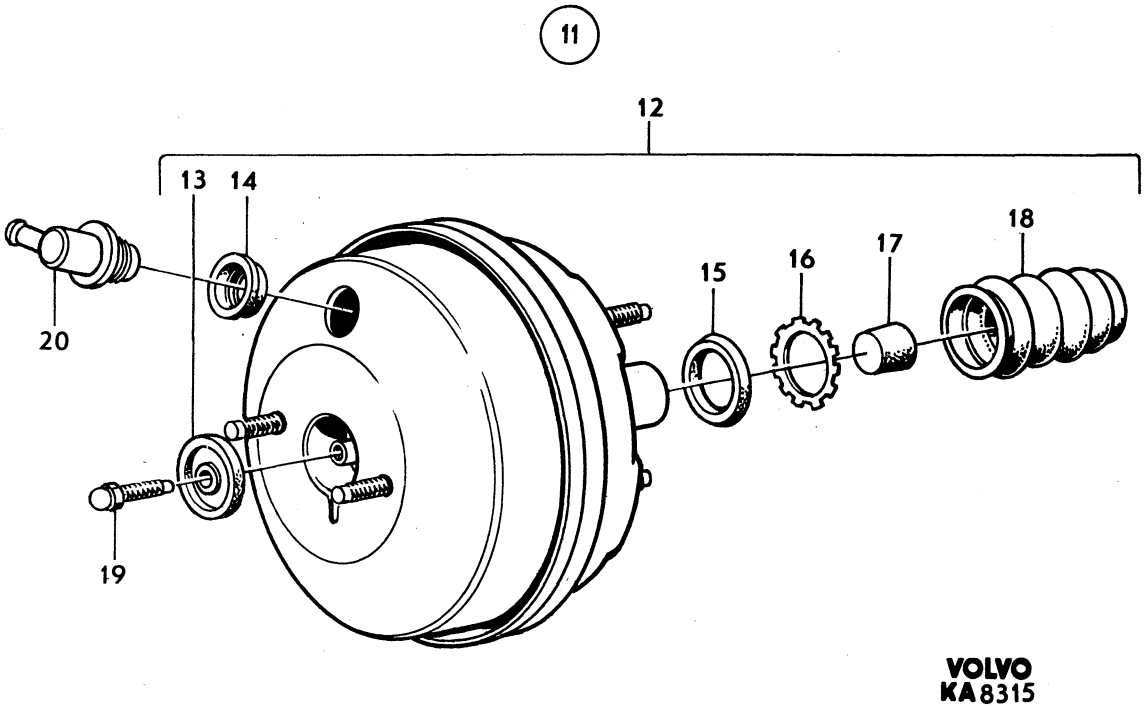

VOLVO
KA 8315

Sida Page	Grupp Group	Bromspedal med monteringsdetaljer	Brake pedal with installation components	Illustration	0800
42	5			10891 1979–11	

Pos. Fig.	Antal/Quantity VST	HST			Artikel nr Part No	Benämning	Description	Sats Kit	BPSR	Anmärkning Notes	
1	1	–	–	–	676941-8	Pedalkåpa	Pedal casing			M40,M41,BW35. 142	1010
										CH–52899. 144 CH–89799.	1020
										145 CH–9199.	1030
	1	–	–	–	1212227-1	Pedalkåpa	Pedal casing			M40,M41,BW35.	1070
	–	–	–	–						142 CH 52900–.	1080
	–	–	–	–						144 CH 89800–.	1090
	–	–	–	–						145 CH 9200–.	1100
	–	1	–	–	676922-8	Pedalkåpa	Pedal casing		8	M40,M41. 142 CH–52899.	1110
										144 CH–89799.	1120
										145 CH–9199.	1130
	–	1	–	–	680639-2	Pedalkåpa	Pedal casing			M40,M41,BW35.	1140
										142 CH 52900–.	1[illegible]
										144 CH 89800–.	1160
										145 CH 9200–.	1170
2	1	1	–	–	675523-5	Bromspedal	Brake pedal			M40,M41. HST	1180
										142 CH–178959.	1190
										144 CH–194139.	1200
										145 CH–61599.	1[illegible]
	–	1	–	–	682279-5	Bromspedal	Brake pedal			M40,M41. 142 CH 178960–.	1220
										144 CH 194140–.	1230
										145 CH 61600–.	1240
	1	1	–	–	677983-9	Bromspedal	Brake pedal			BW35. HST CH–178959.	1250
										144 CH–194139.	1260
										145 CH–61599.	1270
	–	1	–	–	682370-2	Bromspedal	Brake pedal			BW35. 142 CH 178960–.	1280
										144 CH 194140–.	1290
										145 CH 61600–.	1300
3	1	1	–	–	675235-6	Pedalgummi	Rubber pad			M40,M41.	1310
	1	1	–	–	669843-5	Pedalgummi	Rubber pad			BW35.	1320
4	2	2	–	–	675555-7	Bussning	Bushing				1330
5	1	1	–	–	676526-7	Axel	Shaft				1340
x 6	1	1	–	–	1206517-3	Returfjäder	Return spring			(675525)	1350
7	1	1	–	–	940156-3	Skruv	Bolt				1360
8	1	1	–	–	950364-0	Mutter	Nut				1370
9	1	1	–	–	679399-6	Konsol	Bracket		8	3)	1380
10	1	1	–	–	955523-6	Skruv	Bolt			3)	1390
11	1	1	–	–	955921-2	Fjäderbricka	Spring washer			3)	1400
12	1	1	–	–	955894-1	Bricka	Washer			3)	1410
13	1	1	–	–	679364-0	Bromskontakt	Brake contact			3)	1[illegible]
14	1	1	–	–	940143-1	Låsbricka	Lock washer			3)	1430
15	1	1	–	–	942914-3	Mutter	Nut			3)	1440
16	1	1	–	–	677011-9	Gaffel	Yoke			HST 142 CH–178959.	1450
										144 CH–194139.	1460
										145 CH–61599.	1470
	–	1	–	–	682275-3	Gaffel	Yoke			142 CH 178960–.	1[illegible]
										144 CH 194140–.	1[illegible]
										145 CH 61600–.	1500
17	1	1	–	–	955858-6	Mutter	Nut				1510
17a	–	1	–	–	960148-5	Bricka	Washer				1515
18	1	1	–	–	913128-5	Saxpinnebult	Clevis pin			HST 142 CH–178959.	1520
										144 CH–194139.	1530
										145 CH–61599.	1540
19	1	1	–	–	907822-1	Saxpinne	Split pin			HST 142 CH–178959.	1550
										144 CH–194139.	1560
										145 CH–61599.	1570
20	–	1	–	–	943456-4	Skruv	Bolt		8	142 CH 178960–.	1580
										144 CH 194140–.	1590
										145 CH 61600–.	1600

3. 142, 144 CH 3810– incl 2687–2688, 2783–2793, 145.

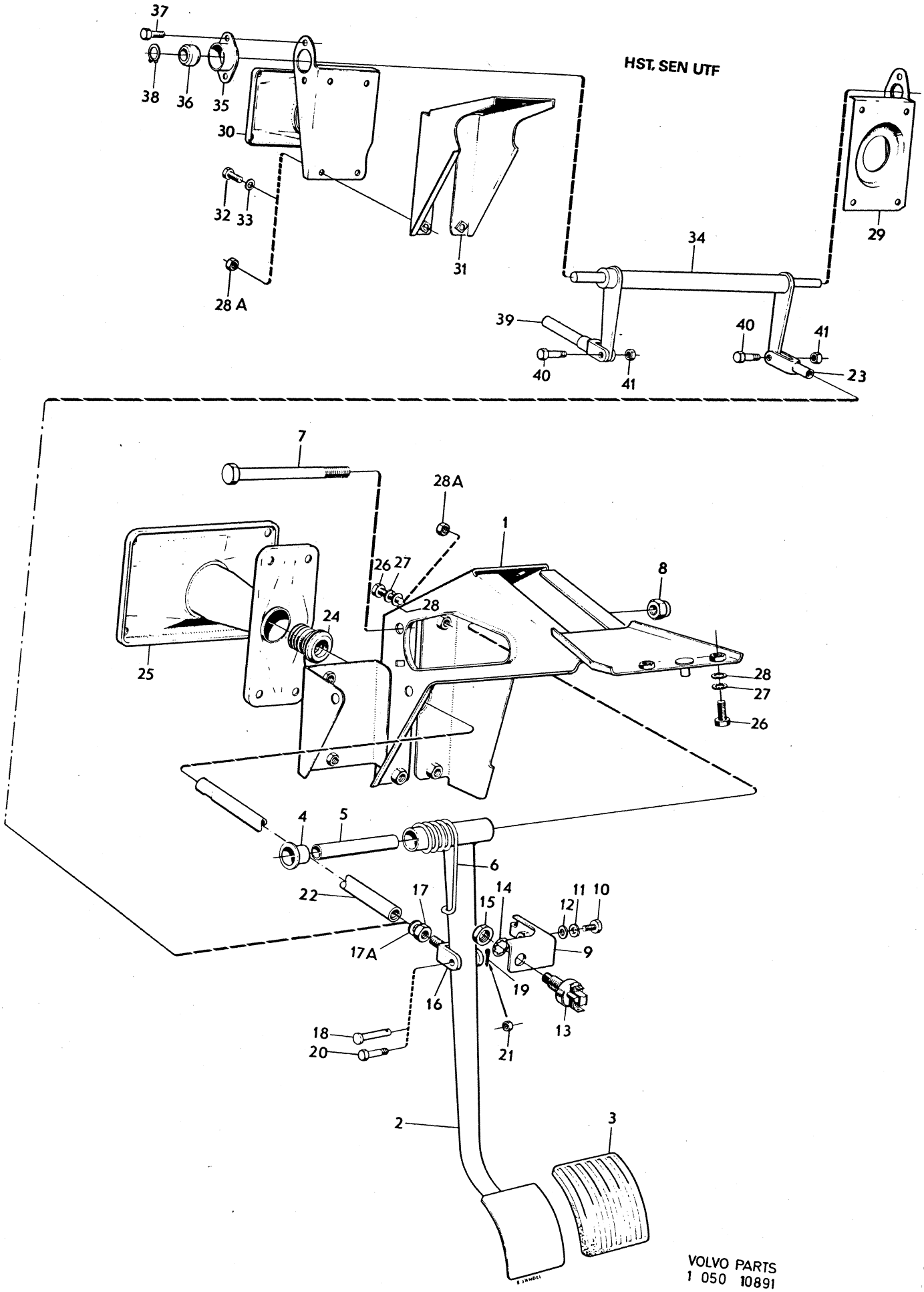
HST. SEN UTF
37
38
36
35
30
32
33
28 A
31
29
34
39
40
41
40
41
23
7
28A
1
26
27
8
24
28
25
28
27
26
4
5
6
22
17
14
15
11
10
12
9
17A
19
16
13
18
20
21
2
3
VOLVO PARTS
1 050 10891

Sida / Page	Grupp / Group	Bromspedal med monteringsdetaljer	Brake pedal with installation components	Illustration	0800
44	5			10891 1979–11	

Pos. Fig.	Antal/Quantity VST	HST			Artikel nr Part No	Benämning	Description	Sats Kit	B P S R	Anmärkning Notes	
21	–	1	–	–	950363-2	Mutter	Nut			142 CH 178960–.	2010
										144 CH 194140–.	2020
										145 CH 61600–.	2030
22	1	–	–	–	685217-2	Tryckstång	Push rod				2040
	–	1	–	–	677095-2	Tryckstång	Push rod			142 CH–178959.	2050
										144 CH–194139.	2060
										145 CH–61599.	2070
23	–	1	–	–	679663-5	Gaffel	Yoke			142 CH 178960–.	2080
										144 CH 194140–.	2090
										145 CH 61600–.	2100
x 24	1	1	–	–	1206774-0	Tätning	Seal			(679603)	2110
25	1	–	–	–	677018-4	Konsol	Bracket				2120
	–	1	–	–	677073-9	Konsol	Bracket			142 CH–178959.	2130
										144 CH–194139.	2140
										145 CH–61599.	2150
26	8	8	–	–	955524-4	Skruv	Bolt			VST 142 CH–275560.	2160
										VST 144 CH–287090.	2161
										VST 145 CH–120215.	2162
	4	–	–	–	942402-9	Skruv	Screw			142 CH 275561–.	2170
										144 CH 287091–.	2171
										145 CH 120216–.	2172
27	8	10	–	–	955921-2	Fjäderbricka	Spring washer			VST 142 CH–275560.	2180
										VST 144 CH–287090.	2181
										VST 145 CH–120215.	2182
28	8	10	–	–	955894-1	Bricka	Washer			VST 142 CH–275560.	2190
										VST 144 CH–287090.	2191
										VST 145 CH–120215.	2192
28a	4	–	–	–	945457-0	Flänsmutter	Flange nut			142 CH 275561–.	2195
										144 CH 287091–.	2196
										145 CH 120216–.	2197
29	–	1	–	–	678976-2	Konsol	Bracket			142 CH 178960–.	2200
										144 CH 194140–.	2210
										145 CH 61600–.	2220
30	–	1	–	–	682282-9	Konsol	Bracket			142 CH 178960–.	2230
										144 CH 194140–.	2240
										145 CH 61600–.	2250
x 31	–	1	–	–	1212230-5	Konsol	Bracket			(682283)	2260
										142 CH 178960–.	2265
										144 CH 194140–.	2270
										145 CH 61600–.	2280
32	–	4	–	–	955524-4	Skruv	Bolt			142 CH 178960–275560.	2290
										144 CH 194140–287090.	2300
										145 CH 61600–120215.	2310
33	–	4	–	–	941907-8	Fjädrande bricka	Resilient washer			142 CH 178960–287090.	2320
										144 CH 194140–287090.	2330
										145 CH 61600–120215.	2340
34	–	1	–	–	682280-3	Axel	Shaft			142 CH 178960–.	2350
										144 CH 194140–.	2360
										145 CH 61600–.	2370
35	–	2	–	–	678975-4	Hållare	Retainer			142 CH 178960–.	3010
										144 CH 194140–.	3020
										145 CH 61600–.	3030
36	–	2	–	–	679670-0	Bussning	Bushing			142 CH 178960–.	3040
										144 CH 194140–.	3050
										145 CH 61600–.	3060
37	–	4	–	–	955512-9	Skruv	Screw			142 CH 178960–.	3070
										144 CH 194140–.	3080
										145 CH 61600–.	3090
38	–	1	–	–	914446-0	Låsring	Circlip			142 CH 178960–.	3100
										144 CH 194140–.	3110
										145 CH 61600–.	3120

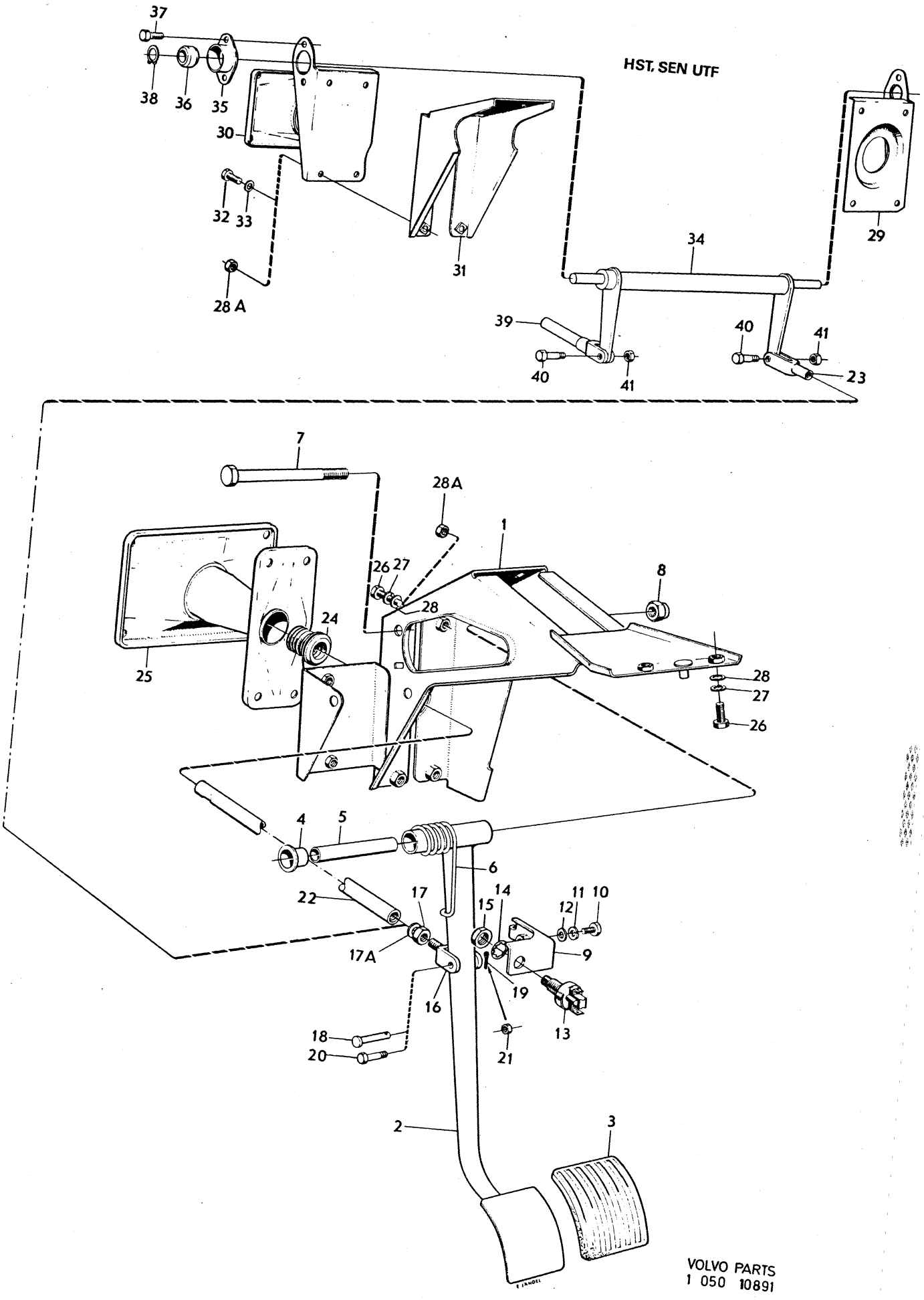
HST. SEN UTF
37
38
36
35
30
32
33
28 A
31
34
29
39
40
41
40
41
23
7
28A
1
26
27
28
8
24
25
28
27
26
4
5
6
22
17
14
15
11
10
12
9
17A
16
19
13
18
20
21
2
3

Sida Page	Grupp Group	Bromspedal med monteringsdetaljer	Brake pedal with installation components	Illustration	0800
46	5			10891 1979–11	

Pos. Fig.	Antal/Quantity VST	HST			Artikel nr Part No	Benämning	Description	Sats Kit	B P S R	Anmärkning Notes	
39	–	1	–	–	682277-9	Tryckstång	Push rod		8	142 CH 178960–. 144 CH 194140–. 145 CH 61600–.	3130 3140 3150
40	–	2	–	–	943457-2	Skruv	Bolt			142 CH 178960–. 144 CH 194140–. 145 CH 61600–.	3160 3170 3180
41	–	2	–	–	950363-2	Mutter	Nut			142 CH 178960–. 144 CH 194140–. 145 CH 61600–.	3190 3200 3210

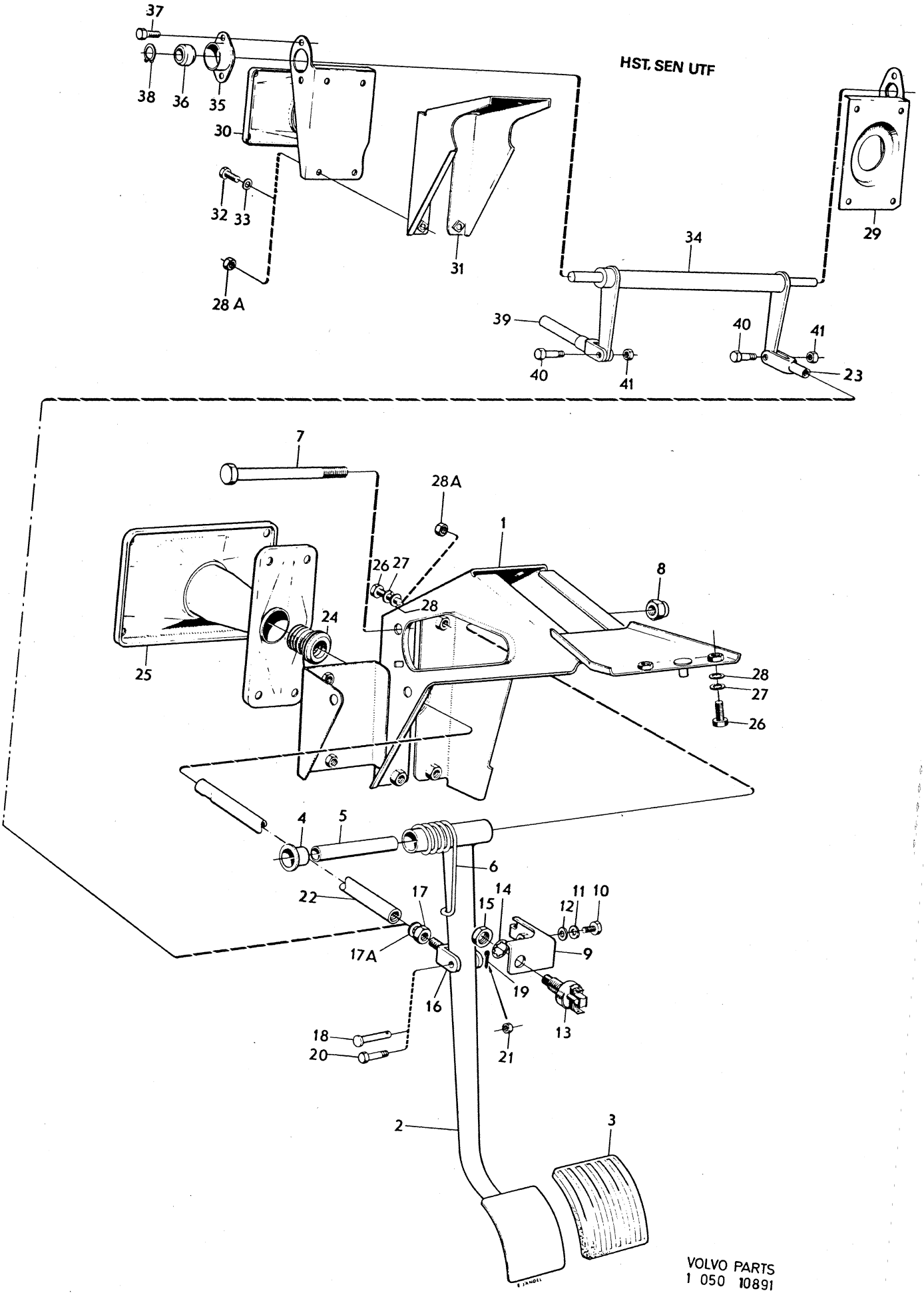

VOLVO PARTS
1 050 10891

Sida Page	Grupp Group	Dubbelkommando	Dual control	Illustration	0850
		spec utf 1593, 1665	spec utf 1593, 1665	8950	
48	5			1979–11	

Pos. Fig.	Antal/Quantity				Artikel nr Part No	Benämning	Description	Sats Kit	B P S R	Anmärkning Notes	
1	1	–	–	–	687465-5	Tryckpump	Master cylinder				1010
						Det se sida 50, 3-C03	Comps page 50, 3-C03				1020
2	1	–	–	–	679913-4	Pedalkåpa	Pedal casing				1030
3	8	–	–	–	955524-4	Skruv	Screw				1040
4	8	–	–	–	955894-1	Bricka	Washer				1050
5	8	–	–	–	941907-8	Fjädrande bricka	Resilient washer				1060
6	6	–	–	–	955826-3	Mutter	Nut				1070
7	2	–	–	–	942227-0	Mutter	Nut				1080
8	2	–	–	–	940135-7	Skruv	Screw				1090
9	2	–	–	–	941907-8	Fjädrande bricka	Resilient washer				1100
10	1	–	–	–	679405-1	Balk	Member				1110
11	1	–	–	–	679929-0	Konsol	Bracket				1120
12	1	–	–	–	955523-6	Skruv	Screw				1130
13	1	–	–	–	941907-8	Bricka	Washer				1140
14	1	–	–	–	955894-1	Mutter	Nut				1150
15	1	–	–	–	677198-4	Knopp	Knob				1160
16	1	–	–	–	675523-5	Bromspedal	Brake pedal				1170
17	1	–	–	–	675235-6	Pedalgummi	Rubber pad				1180
18	2	–	–	–	675555-7	Bussning	Bushing				1190
19	1	–	–	–	676526-7	Axel	Shaft				1200
20	1	–	–	–	940156-3	Skruv	Screw				1210
21	1	–	–	–	950364-0	Mutter	Nut				1220
22	1	–	–	–	913129-3	Saxpinnebult	Clevis pin				1230
23	1	–	–	–	907824-7	Saxpinne	Split pin				1240
24	1	–	–	–	669782-5	Manövercylinder	Operating cylinder				1250
25	1	–	–	–		•Hus	•Housing		8		1260
26	1	–	–	–	656455-3	•Luftningsnippel	•Air–venting nipple				1270
27	1	–	–	–	656456-1	•Gummikåpa	•Rubber cap				1280
28	1	–	–	–	656459-5	•Fjäder	•Spring		8		1290
29	1	–	–	–	663633-6	•Kolv	•Plunger		8		1300
30	1	–	–	–	663634-4	•Gummipackning	•Rubber packing				1310
31	1	–	–	–	656460-3	•Låsring	•Clamping ring		8		1320
32	1	–	–	–	656461-1	•Gummikåpa	•Rubber cap			ERS AV 1 ST 673034–5,	1330
										1 ST 673035–2	1335
33	1	–	–	–	679922-5	Tryckstång	Push rod				1340
34	1	–	–	–	679764-1	Konsol	Bracket		8		1350
35	2	–	–	–	955524-4	Skruv	Screw				1360
36	2	–	–	–	941907-8	Fjädrande bricka	Resilient washer				1370
37	2	–	–	–	955826-3	Mutter	Nut				1380
38	2	–	–	–	940135-7	Skruv	Screw				1390
39	2	–	–	–	941907-8	Fjädrande bricka	Resilient washer				1400
40	2	–	–	–	955826-3	Mutter	Nut				1410
41	1	–	–	–	679761-7	Gaffel	Yoke		8		1420
42	2	–	–	–	955847-9	Mutter	Nut				1430
43	1	–	–	–	913131-9	Saxpinnebult	Clevis pin				0
44	1	–	–	–	907824-7	Saxpinne	Split pin				1450
45	1	–	–	–	679910-0	Bromsrör, kmpl	Brake pipe, cpl		8		1460
46	665	–	–	–	954314-1	•Bundyrör	•Bundy piping				1470
47	1	–	–	–	80940-0	•Nippel	•Nipple				1480
48	1	–	–	–	954321-6	•Överfallsmutter	•Cap nut				1490
49	1	–	–	–	679912-6	Bromsrör, kmpl	Brake pipe, cpl		8		1500
50	620	–	–	–	954314-1	•Bundyrör	•Bundy piping				1510
51	1	–	–	–	680011-4	•Bussning	•Bushing				1520
52	1	–	–	–	954321-6	•Överfallsmutter	•Cap nut				1530
53	1	–	–	–	954328-1	Skarvstycke	Extension				1540
54	1	–	–	–	190784-9	Förskruvning	Screw union				1550
55	1	–	–	–	18651-0	Packning	Packing				1560
56	1	–	–	–	18376-4	Klammer	Clamp				1570
57	1	–	–	–	955138-3	Skruv	Screw				1580

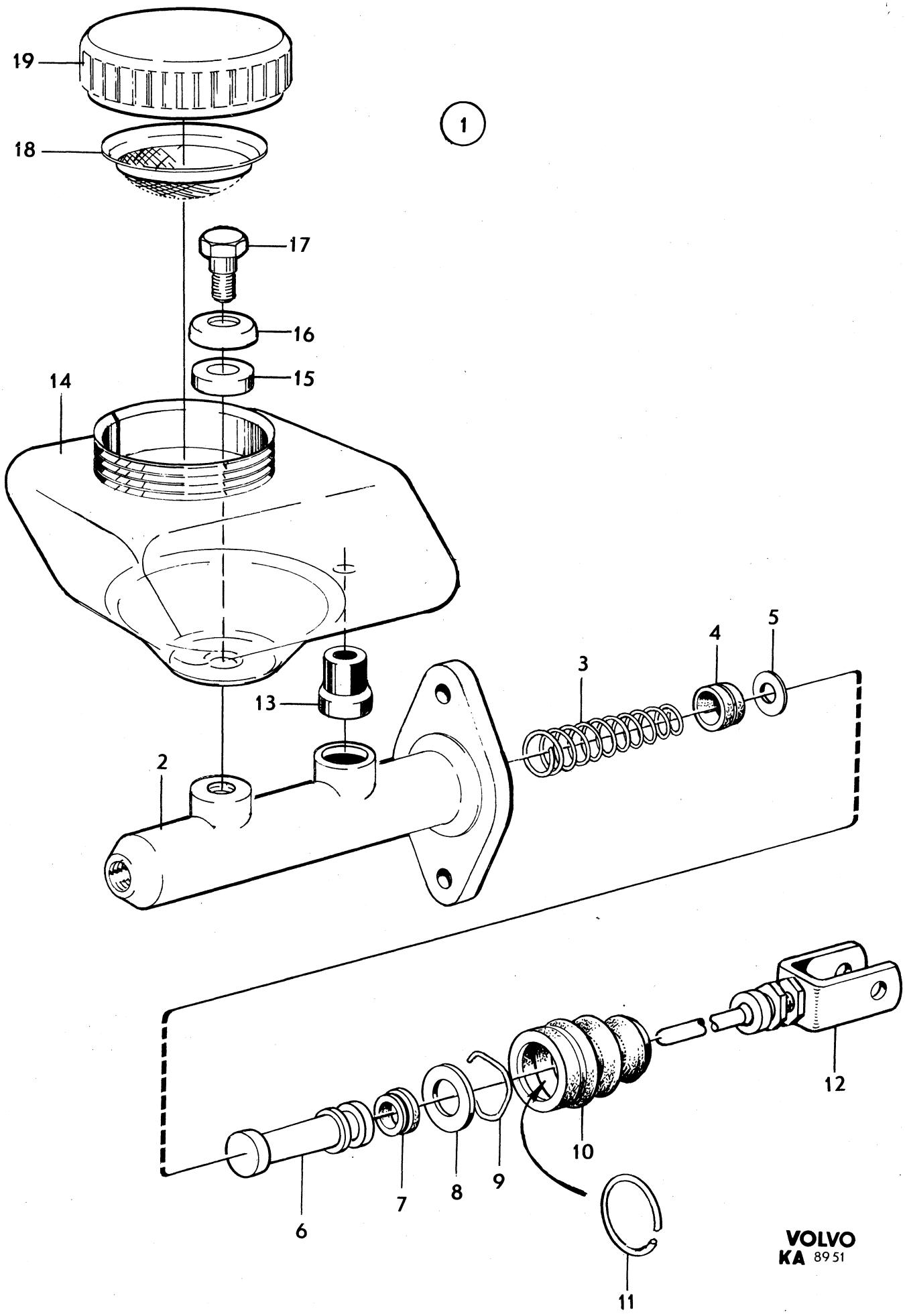
1
19
18
17
16
15
14
13
2
3
4
5
6
7
8
9
10
11
12
VOLVO
KA 8951

Sida Page	Grupp Group	Tryckpump	Master cylinder	Illustration	0900
50	5			8951 1979–11	

Pos. Fig.	Antal/Quantity				Artikel nr Part No	Benämning	Description	Sats Kit	B P S R	Anmärkning Notes	
1	1	–	–	–	687465-5	Tryckpump	Master cylinder				1010
2	1	–	–	–		•Hus	•Housing		8		1020
3	1	–	–	–	681684-7	•Fjäder	•Spring				1030
4	1	–	–	–		•Packning	•Packing		8		1040
5	1	–	–	–	681865-2	•Bricka	•Washer		8		1050
6	1	–	–	–		•Kolv	•Piston		8		1060
7	1	–	–	–		•Tätning	•Seal		8		1070
8	1	–	–	–	681866-0	•Bricka	•Washer		8		1080
9	1	–	–	–		•Låsring	•Circlip		8		1090
10	1	–	–	–		•Gummikåpa	•Rubber boot		8		1100
11	1	–	–	–		•Spännring	•Tension ring		8		10
12	1	–	–	–	681867-8	•Tryckstång	•Push rod		8		1120
13	1	–	–	–	688048-8	•Gummibussning	•Rubber bushing				1130
14	1	–	–	–	688049-6	•Behållare	•Container				1140
15	1	–	–	–	688051-2	•Packning	•Packing		8		1150
16	1	–	–	–	688052-0	•Bricka	•Washer		8		1160
17	1	–	–	–	688050-4	•Skruv	•Screw		8		70
18	1	–	–	–	681659-9	•Sil	•Strainer				1180
x 19	1	–	–	–	1272107-2	•Lock	•Filler cap			(681660)	1190
	1	–	–	–	273215-4	Reparationssats	Repair kit				1200

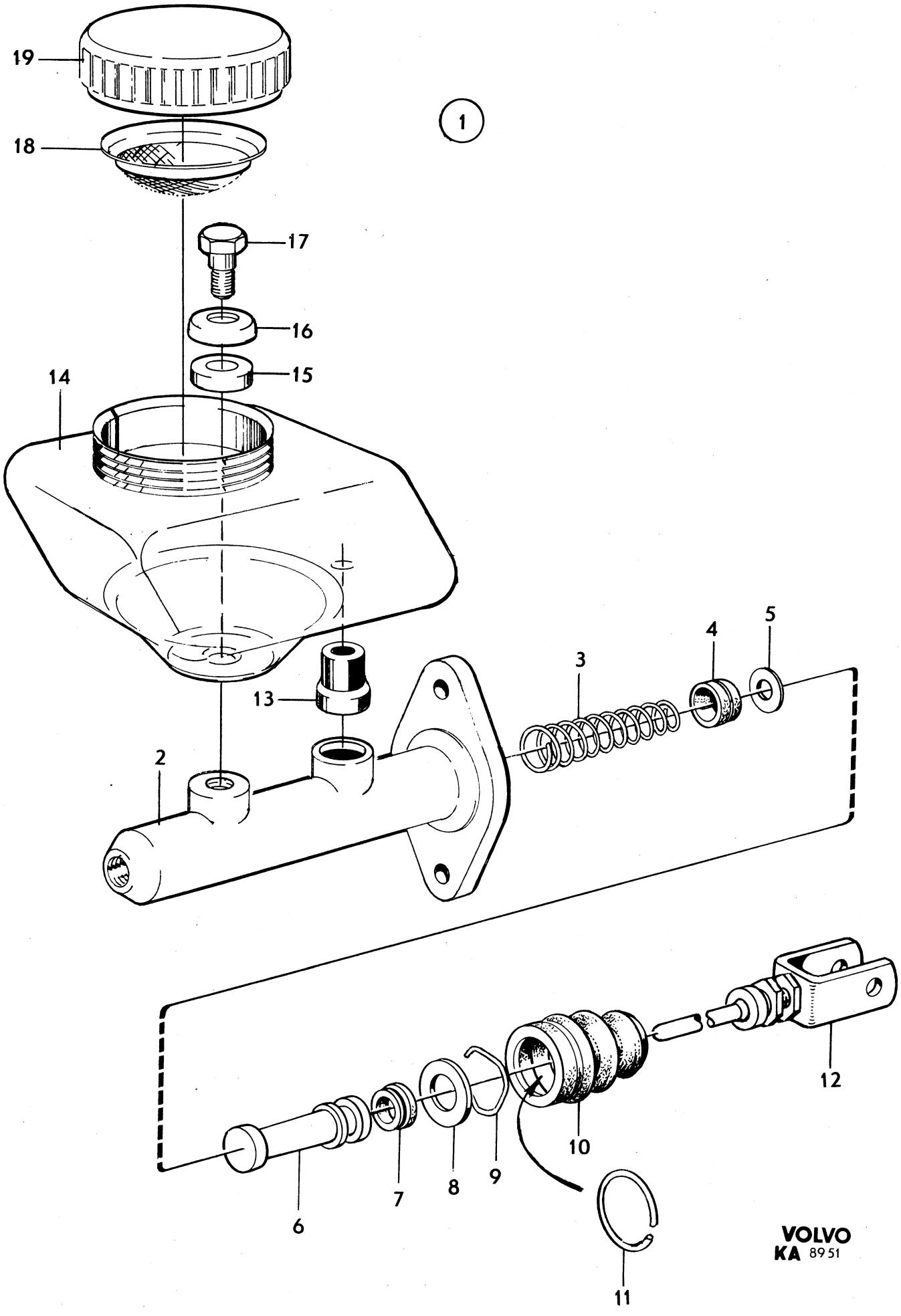
19
18
17
16
15
14
1
13
2
3
4
5
12
10
9
8
7
6
11
VOLVO
KA 8951

VOLVO

	Innehållsförteckning / Index / Table des matières	Inhaltsverzeichnis / Indice	Grupp / Group	Sida / Page
1979–11			6	1

FRAMAXEL, HJUL, NAV OCH STYRNING		Sida	Koord.
Framaxel, hjul, nav och styrning		2	3-C07
FRONT AXLE, WHEELS, HUBS AND STEERING		Page	Grid
Front axle, wheels, hubs and steering		2	3-C07
ESSIEU AVANT, ROUES, MOYEUX ET DIRECTION		Page	Grid
Essieu avant, roues, moyeux et direction		2	3-C07
VORDERACHSE, RÄDER, NABE UND LENKUNG		Seite	Grid
Vorderachse, Räder, Nabe und Lenkung		2	3-C07
EJE DELANTERO, RUEDAS, CUBOS Y SISTEMA DE DIRECCION		Página	Grid
Eja delantero, ruedas, cubos y sistema de dirección		2	3-C07

Sida Page	Grupp Group	Framaxel, styrning	Front axle, steering	Illustration	0025
2	6			25988 1979–11	

Pos. Fig.	Antal/Quantity				Artikel nr Part No	Benämning	Description	Sats Kit	B P S R	Anmärkning Notes	
1	–	–	–	–		Framaxel	Front axle			SE SIDA 22, 3-D03	0020
2	–	–	–	–		Styrväxel	Steering box			US.	0040
										SE SIDA 4, 3-C09	0060
	–	–	–	–		Styrväxel	Steering box			MS.	0080
										SE SIDA 12, 3-C17	0100
3	–	–	–	–		Parallellstag	Tie rod			SE SIDA 4, 3-C09	0120
4	–	–	–	–		Styrstag	Steering rod			SE SIDA 6, 3-C11	0140
5	–	–	–	–		Ratt	Steering wheel			SE SIDA 8, 3-C13	0160
6	–	–	–	–		Rattstång	Steering rod			SE SIDA 8, 3-C13	0180
7	–	–	–	–		Länkarm	Wishbone			SE SIDA 22, 3-D03	0200
8	–	–	–	–		Stötdämpare	Shock absorber			SE SIDA 22, 3-D03	0220
9	–	–	–	–		Spindel	Steering knuckle			SE SIDA 24, 3-D05	0
10	–	–	–	–		Krängningshämmare	Anti–roll bar			SE SIDA 26, 3-D07	0260
11	–	–	–	–		Nav	Hub			SE SIDA 8, 3-C13	0280
12	–	–	–	–		Hjul	Wheel			SE SIDA 28, 3-D09	0300



VOLVO PARTS
1 060 25988
(107:1)

Sida Page	Grupp Group	Framaxel, styrning, nav, hjul	Front axle, steering, hubs, wheels	Illustration	0050
4	6			25989 1979–11	

Pos. Fig.	Antal/Quantity VST US	HST US	VST MS		Artikel nr Part No	Benämning	Description	Sats Kit	B P S R	Anmärkning Notes	
1	–	–	–	–		Framaxel	Front axle			SE SIDA 22, 3-D03	0020
2	1	–	–	–	678308-8	Styrväxel	Steering box			142 CH–314955,	0040
										144 CH–330400,	0060
										145 CH–147554	0080
										ERS AV 1206043–0,	0100
										675761–1, 946174–0	0120
	1	–	–	–	1206043-0	Styrväxel	Steering box			142 CH 314956–,	0140
										144 CH 330401–,	0160
										145 CH 147555–	0180
	–	–	–	–							0200
	–	1	–	–	675337-0	Styrväxel	Steering box				0220
	–	–	–	–		•Det se sida 34, 3-D15	•Comps page 34, 3-D15				
	–	–	1	–		Styrväxel	Steering box			SPEC UTF 1594, 1656	0260
										SE SIDA 12, 3-C17	0280
3	3	3	–	–	942338-5	Skruv	Screw				0300
4	1	1	–	–	955544-2	Skruv	Screw				0320
5	4	4	–	–	192495-0	Bricka	Washer				0340
6	4	4	–	–	940097-9	Bricka	Washer				
7	4	4	–	–	950354-1	Mutter	Nut				0380
8	1	–	–	–	675205-9	Pitmanarm	Drop arm			142 CH–52899,	0400
										144 CH–89799,	0420
										145 CH–9199	0440
										SPEC UTF 5632	0460
	1	–	–	–	680359-7	Pitmanarm	Drop arm			142 CH 52900–,	0480
										144 CH 89800–,	0500
										145 CH 9200–	0520
	–	1	–	–	680360-5	Pitmanarm	Drop arm				0540
	–	–	1	–		Pitmanarm	Drop arm			SE SIDA 12, 3-C17	0560
9	1	1	–	–	950390-5	Mutter	Nut				0580
10	1	–	–	–	675808-0	Mellanarm	Steering idler arm			142 CH–52899,	0600
										144 CH–89799,	0620
										145 CH–9199	0640
										SPEC UTF 5632	0660
	1	–	1	–	680408-2	Mellanarm	Steering idler arm			142 CH 52900–,	0680
										144 CH 89800–,	0700
										145 CH 9200–	0720
	–	1	–	–	675809-8	Mellanarm	Steering idler arm			142 CH–52899,	0740
										144 CH–89799,	0760
										145 CH–9199	
	–	1	–	–	680409-0	Mellanarm	Steering idler arm			142 CH 52900–,	0800
	–	–	–	–						144 CH 89800–,	0820
	–	–	–	–						145 CH 9200–	0840
11	1	1	1	–	671444-8	•Bussning	•Bushing				0860
12	1	1	1	–	960145-1	•Bricka	•Washer				0880
13	1	1	1	–	950356-6	•Mutter	•Nut				
14	1	1	1	–	955544-2	Skruv	Screw				0920
15	2	2	2	–	942338-5	Skruv	Screw				0940
16	3	3	3	–	192495-0	Bricka	Washer				0960
17	3	3	3	–	940097-9	Bricka	Washer				0980
18	3	3	3	–	950354-1	Mutter	Nut				1000
	–	–	–	–		Parallellstag	Tie rod			142 CH–52899	1020
										144 CH–89799	1040
										145 CH–9199	1060
										SPEC UTF 5632	1080
19	1	1	–	–	675293-5	•Parallellstag alt 1	•Tie rod alt 1				1100
	1	1	–	–	675959-1	•Parallellstag alt 2	•Tie rod alt 2			ERS AV 675293–5	1120
	–	–	–	–		••Det se sida 16, 3-C21	••Comps page 16, 3-C21				1140

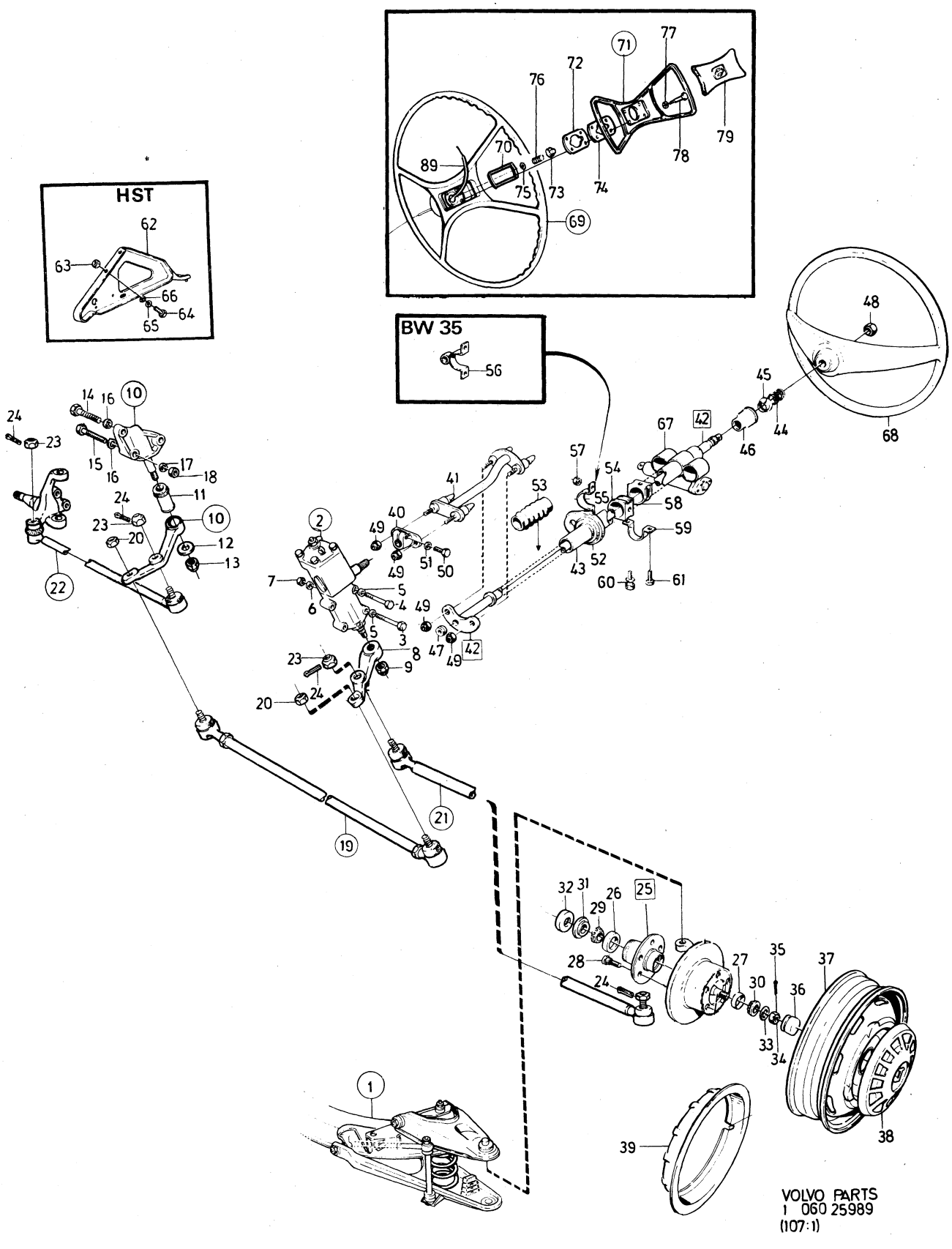
HST
BW 35
VOLVO PARTS
1 060 25989
(107:1)

Sida Page	Grupp Group	Framaxel, styrning, nav, hjul	Front axle, steering, hubs, wheels	Illustration	0050
6	6			25989 1979–11	

Pos. Fig.	Antal/Quantity VST US	HST US	VST MS		Artikel nr Part No	Benämning	Description	Sats Kit	B P S R	Anmärkning Notes	
	–	–	–	–		Parallellstag	Tie rod			142 CH 52900–	1160
										EXCL 263997–273794	1180
										144 CH 89800–	1200
										EXCL 277886–285379	1220
										145 CH 9200–	1240
										EXCL 114010–119150	1260
	1	1	1	–	678929-1	•Parallellstag alt 1	•Tie rod alt 1				1280
	1	1	1	–	678930-9	•Parallellstag alt 2	•Tie rod alt 2			ERS AV 678929–1	1300
	–	–	–	–		••Det se sida 16, 3-C21	••Comps page 16, 3-C21				1320
	–	–	–	–		Parallellstag	Tie rod			142 CH 263997–273794	1340
										144 CH 277886–285379	1360
										145 CH 114010–119150	1380
	1	1	1	–	1212049-9	•Parallellstag alt 3	•Tie rod alt 3			ERS AV 678929–1	1400
	–	–	–	–		••Det se sida 20, 3-D01	••Comps page 20, 3-D01				1420
20	2	2	2	–	950374-9	Mutter	Nut			ALT 1 3/8–24 UNF	1440
	2	2	2	–	950375-6	Mutter	Nut			ALT 2 7/16–20 UNF	1460
	–	–	–	–		Styrstag	Steering rod			142 CH–52899,	1480
										144 CH–89799,	1500
										145 CH–9199	1520
										SPEC UTF 5632	1540
21	1	1	–	–	675295-0	•Styrstag V, alt 1	•Steering rod L, alt 1				1560
	1	1	–	–	675954-2	•Styrstag V, alt 2	•Steering rod L, alt 2			ERS AV 675295–0	1580
	–	–	–	–		••Det se sida 16, 3-C21	••Comps page 16, 3-C21				1600
	–	–	–	–		Styrstag	Styrstag			142 CH 52900–	1620
										EXCL 263997–273794	1640
										144 CH 89800–	1660
										EXCL 277886–285379	1680
										145 CH 9200–	1700
										EXCL 114010–119150	1720
	1	1	1	–	1206231-1	•Styrstag V, alt 1	•Steering rod L, alt 1				1740
	1	1	1	–	678933-3	•Styrstag V, alt 2	•Steering rod L, alt 2			ERS AV 1206231–1	1760
	–	–	–	–		••Det se sida 16, 3-C21	••Comps page 16, 3-C21				1780
	–	–	–	–		Styrstag	Steering rod			142 CH 263997–273794	1800
										144 CH 277886–285379	1820
										145 CH 114010–119150	1840
	1	1	1	–	1212050-7	•Styrstag V, alt 3	•Steering rod L, alt 3			ERS AV 1206231–1	1860
	–	–	–	–		••Det se sida 20, 3-D01	••Comps page 20, 3-D01				1880
	–	–	–	–		Styrstag	Steering rod			142 CH–52899	1900
										144 CH–89799	1920
										145 CH–9199	1940
										SPEC UTF 5632	1960
22	1	1	1	–	675296-8	•Styrstag H, alt 1	•Steering rod R, alt 1				1980
	1	1	1	–	675955-9	•Styrstag H, alt 2	•Steering rod R, alt 2			ERS AV 675296–8	2000
	–	–	–	–		••Det se sida 16, 3-C21	••Comps page 16, 3-C21				2020
	–	–	–	–		Styrstag	Steering rod			142 CH 52900–	2040
										EXCL 263997–273794	2060
										144 CH 89800–	2080
										EXCL 277886–285379	2100
										145 CH 9200–	2120
										EXCL 114010–119150	2140
	1	1	1	–	678932-5	•Styrstag H, alt 1	•Steering rod R, alt 1				2160
	1	1	1	–	678934-1	•Styrstag H, alt 2	•Steering rod R, alt 2			ERS AV 678932–5	2180
	–	–	–	–		••Det se sida 16, 3-C21	••Comps page 16, 3-C21				2200
	–	–	–	–		Styrstag	Steering rod			142 CH 263997–273794	2220
										144 CH 277886–285379	2240
										145 CH 114010–119150	2260
	1	1	1	–	1212051-5	•Styrstag H, alt 3	•Steering rod R, alt 3			ERS AV 678932–5	2280
	–	–	–	–		••Det se sida 20, 3-D01	••Comps page 20, 3-D01				2300
23	4	4	4	–	190573-6	Mutter	Nut			ALT 1 M10	2320
	4	4	4	–	950374-9	Mutter	Nut			ALT 2 3/8–24 UNF	2340
	4	4	4	–	950375-6	Mutter	Nut			ALT 3 7/16–20 UNF	2360
24	4	4	4	–	907824-7	Saxpinne	Split pin				2380

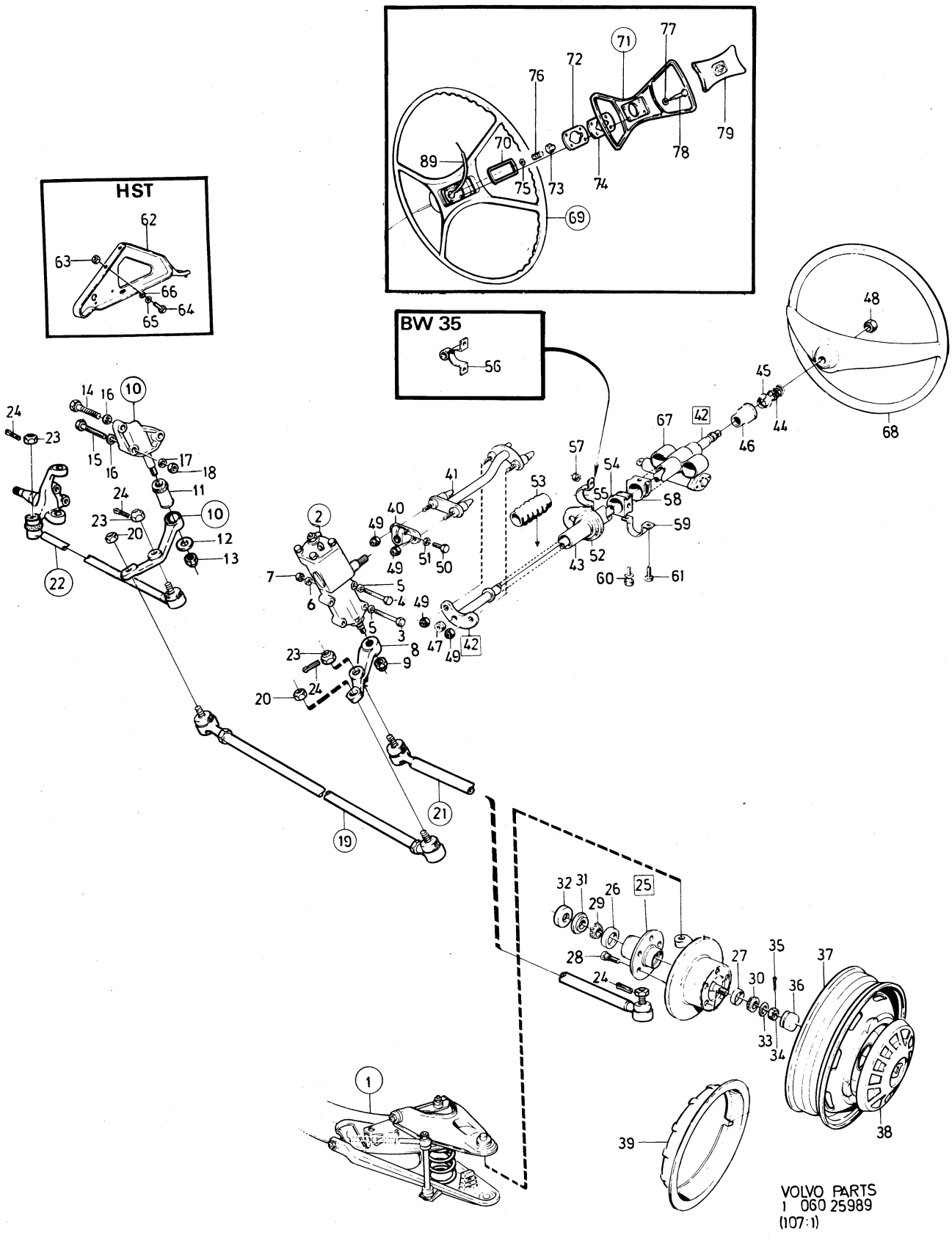
HST
BW 35
VOLVO PARTS
1 060 25989
(107:1)

Sida / Page	Grupp / Group	Framaxel, styrning, nav, hjul	Front axle, steering, hubs, wheels	Illustration	0050
8	6			25989 1979–11	

Pos. / Fig.	Antal/Quantity VST US	HST US	VST MS		Artikel nr / Part No	Benämning	Description	Sats / Kit	BPSR	Anmärkning / Notes	
25	2	2	2	–	677436-8	Nav	Hub				2400
26	2	2	2	–	181587-7	•Rullager, ytterring	•Roller bearing, cup	S			2420
27	2	2	2	–	181584-4	•Rullager, ytterring	•Roller bearing, cup	S			2440
28	10	10	10	–	676364-3	•Hjulbult, främre	•Wheel stud, front				2460
	–	–	–	–		Hjulbult, bakre	Wheel stud, rear			SE GRUPP 4	2480
29	2	2	2	–	181588-5	Rullager, innerring	Roller bearing, cone	S			2500
30	2	2	2	–	181585-1	Rullager, innerring	Roller bearing, cone	S			2520
31	2	2	2	–	944185-8	Tätningsring	Seal ring	S			2540
32	2	2	2	–	684731-3	Tätningsbricka	Seal washer	S			2560
33	2	2	2	–	941524-1	Bricka	Washer				2580
34	2	2	2	–	153042-7	Mutter	Nut				[illegible]
35	2	2	2	–	907849-4	Saxpinne	Split pin	S			[illegible]
36	2	2	2	–	675454-3	Fettkapsel	Grease cup				2640
37	–	–	–	–		Hjul	Wheel			SE SIDA 28, 3-D09	2660
38	–	–	–	–		Hjulkapsel	Wheel cap			SE SIDA 28, 3-D09	2680
39	–	–	–	–		Hjulring	Wheel ring			SE SIDA 28, 3-D09	2700
40	1	1	–	–	675761-1	Medbringare	Companion				2720
41	1	1	–	–	677035-8	Rattstång, nedre	Steering rod, lower				[illegible]
42	1	1	–	–	677136-4	Rattstång övre, kmpl	Steering rod upper,cpl			142 CH–52899	2760
										144 CH–89799	2780
										145 CH–9199	2800
	1	–	–	–	684570-5	Rattstång övre, kmpl	Steering rod upper,cpl			142 CH 52900–	2820
										144 CH 89800–	2840
										145 CH 9200–	2860
	–	1	–	–	684571-3	Rattstång övre, kmpl	Steering rod upper,cpl			142 CH 52900–	2880
										144 CH 89800–	2900
										145 CH 9200–	2920
43	1	1	–	–		•Rattrör	•Column tube		8		2940
44	1	1	–	–	85612-0	•Fjäder	•Spring				2960
45	1	1	–	–	85613-8	•Säte	•Seat				2980
46	1	1	–	–	85611-2	•Kullager	•Ball bearing				3000
47	1	1	–	–	677232-1	•Tätningsplugg	•Seal plug				3020
48	1	1	–	–	942270-0	•Mutter	•Nut				3040
	–	–	1	–		Rattstång	Steering rod			SE SIDA 12, 3-C17	3060
49	4	4	–	–	950353-3	Mutter	Nut				3080
50	1	1	–	–	943038-0	Skruv	Screw				3100
51	1	1	–	–	942336-9	Fjädrande bricka	Resilient washer				3120
52	1	1	–	–	676362-7	Tätning	Seal				[illegible]
53	1	1	–	–	680119-5	Tätning	Seal			BW 35, RV	[illegible]
54	1	1	–	–	676317-1	Gummibussning	Rubber bushing				3180
x 55	1	–	–	–	1206606-4	Klammer	Clamp			(683230)	3200
	–	1	–	–	683268-7	Klammer	Clamp			(679460)	3220
56	1	1	–	–	679744-3	Klammer	Clamp			BW 35	3240
57	2	2	–	–	950353-3	Mutter	Nut				3260
58	1	1	–	–	676317-1	Gummibussning	Rubber bushing				[illegible]
x 59	1	1	–	–	1206606-4	Klammer	Clamp			(683230) 142 CH–87237,	[illegible]
										144 CH–118704,	3320
										145 CH–21611	3340
	1	1	–	–	683232-3	Klammer	Clamp			142 CH 87238–,	3360
										144 CH 118705–,	3380
										145 CH 21612–	3400
60	ERF	ERF	–	–	682898-2	Skruv	Screw				3420
61	ERF	ERF	–	–	955523-6	Skruv	Screw				3440
62	–	1	–	–	680638-4	Stöd	Support				3460
63	–	2	–	–	942227-0	Mutter	Nut				3480
64	–	2	–	–	955523-6	Skruv	Screw				3500
65	–	2	–	–	955894-1	Bricka	Washer				3520
66	–	2	–	–	955921-2	Fjäderbricka	Spring washer				3540
67	1	1	1	–		Rattlås	Steering column lock			SE GRUPP 3	3560
68	1	1	–	–	676232-2	Ratt	Steering wheel			144 CH–7113 ERS AV	3580
										679705–4, 679756–7	3600

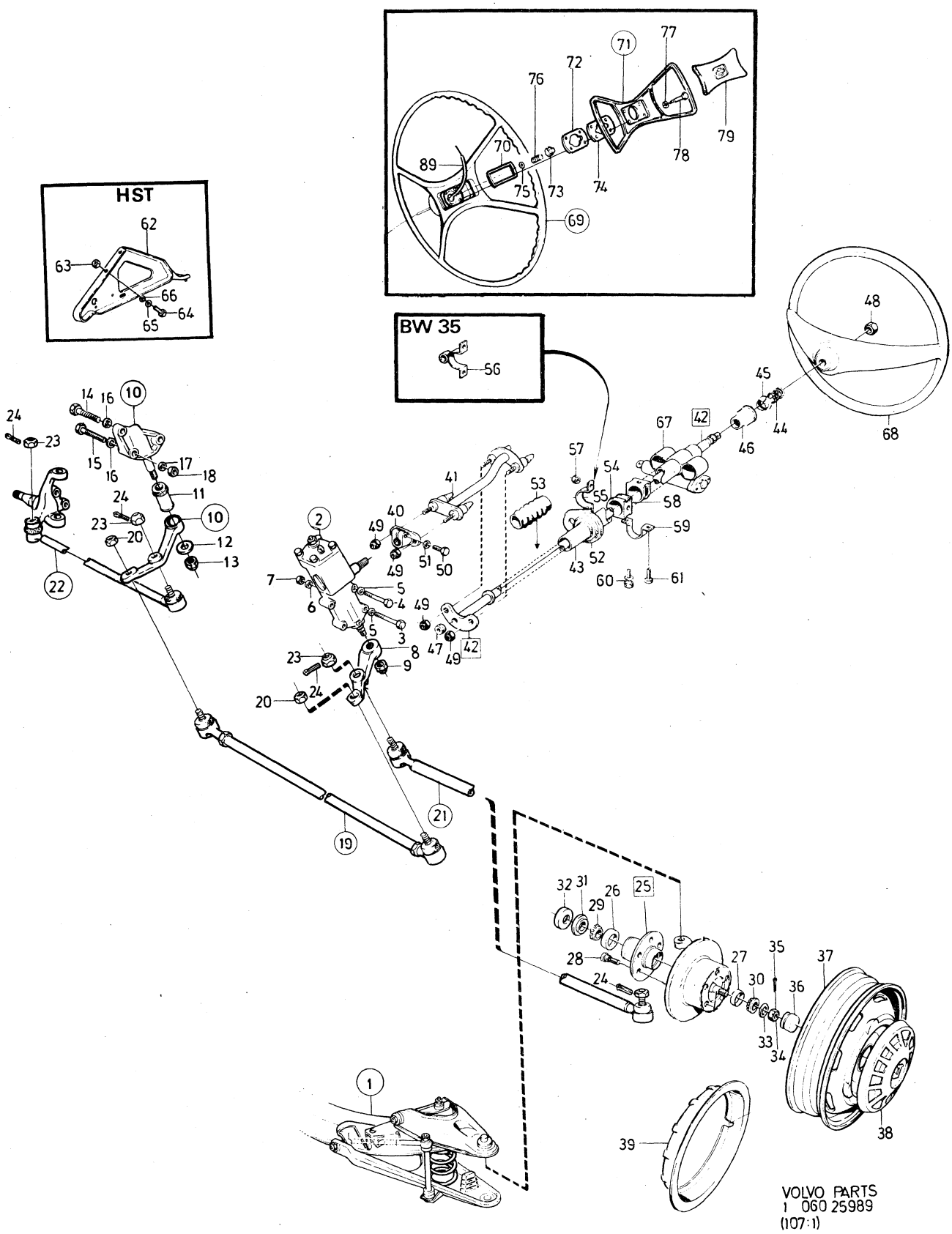
HST
BW 35
VOLVO PARTS
1 060 25989
(107:1)

Sida Page	Grupp Group	Framaxel, styrning, nav, hjul	Front axle, steering, hubs, wheels	Illustration	0050
10	6			25989 1979–11	

Pos. Fig.	Antal/Quantity VST US	HST US	VST MS		Artikel nr Part No	Benämning	Description	Sats Kit	B P S R	Anmärkning Notes	
	1	1	1	–	679705-4	Ratt	Steering wheel			142 CH–249929	3620
										144 CH 7114–263069	3640
										145 CH–103379	3660
										INCL SPEC UTF 5420	3680
	1	1	1	–	282670-9	Ratt	Steering wheel			GT	3700
69	1	1	1	–	1210248-9	Ratt	Steering wheel			142 CH 249930–,	3720
										144 CH 263070–,	3740
										145 CH 103380–	3760
										EXCL SPEC UTF 5420	3780
70	1	1	1	–	673530-2	•Kontaktring	•Contact ring				3800
71	1	1	1	–	673531-0	•Signalring	•Horn ring				20
72	1	1	1	–	673533-6	••Kontaktbricka	••Contact washer				3840
73	4	4	4	–	673521-1	••Isolerbussning	••Insulating bushing				3860
74	1	1	1	–	673534-4	••Isolerbricka	••Insulating washer				3880
75	4	4	4	–	673524-5	••Taggbricka	••Tag washer				3900
76	4	4	4	–	673523-7	••Tryckfjäder	••Thrust spring				3920
77	4	4	4	–	673520-3	••Bricka	••Washer				10
78	4	4	4	–	673519-5	••Ansatsskruv	••Stop screw				3960
79	1	1	1	–	1210382-6	Stötskydd	Shock guard				3980
80	ERF	ERF	ERF	–		Signalledning	Horn cable			SE GRUPP 3	4000
	2	2	2	–	273161-0	Framhjulslagersats	Front wheel bearing kit				4020

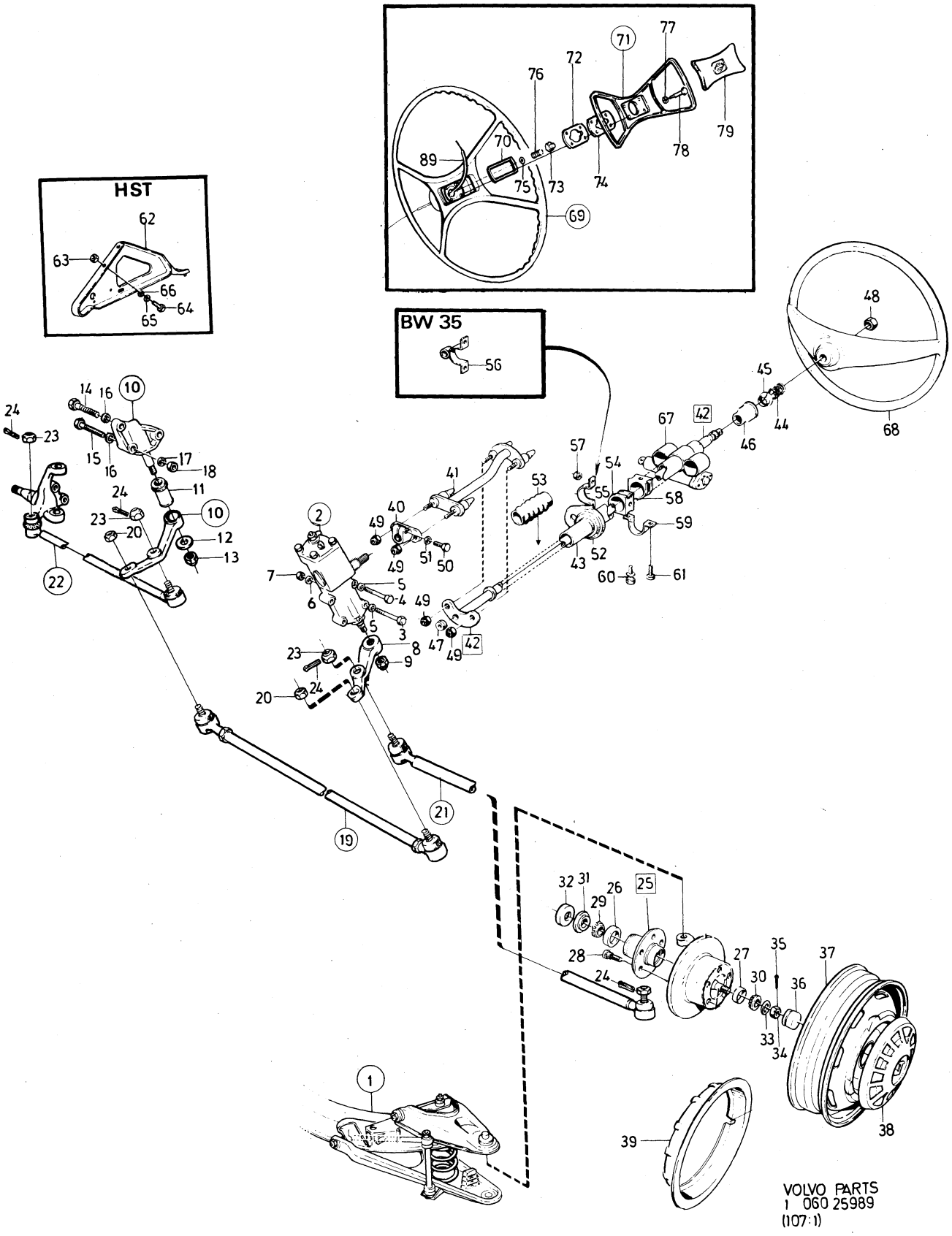
HST
BW 35
VOLVO PARTS
1 060 25989
(107:1)

Sida Page	Grupp Group	Styrinrättning MS spec utf 1594, 1656	Steering gear MS spec utf 1594, 1656	Illustration	0100
14	6			9355 1979–11	

	Pos. Fig.	Antal/Quantity				Artikel nr Part No	Benämning	Description	Sats Kit	B P S R	Anmärkning Notes	
	61	1	–	–	–	943183-4	Nippel	Nipple				1280
	62	1	–	–	–	956969-0	Skärring	Ferrule				1300
	63	1	–	–	–	942766-7	Mutter	Nut				1320
	64	185	–	–	–	19794-7	Stålrör	Steel piping				1340
x	65	2	–	–	–	943471-3	Klammer	Clamp			(951787)	1360
x	66	1	–	–	–	947908-0	Gummislang	Rubber hose				1380

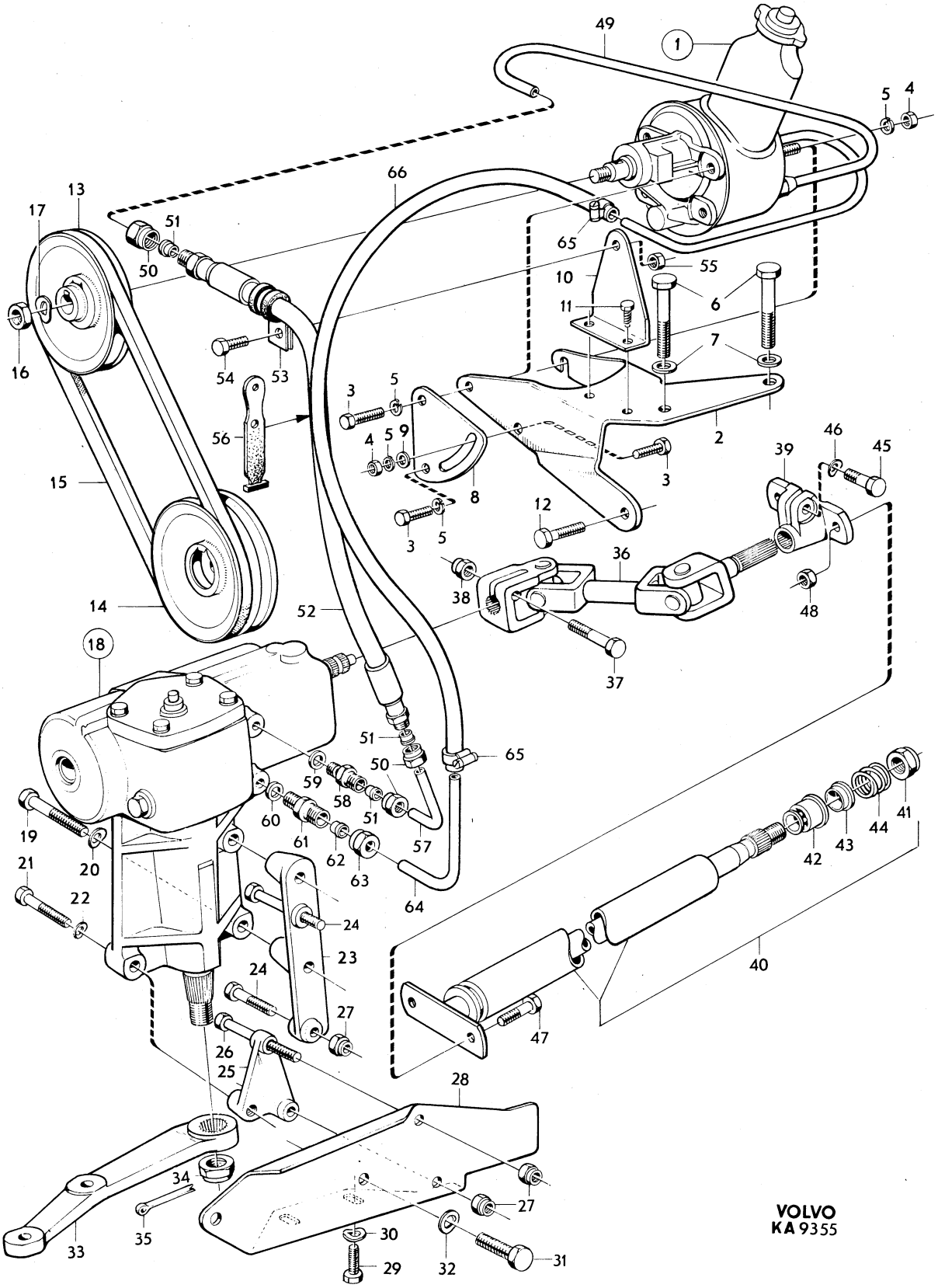
VOLVO
KA 9355

Sida / Page 16 | Grupp / Group 6 | Parallellstag, styrstag / Tie rod, steering rod | Illustration 6617 1979–11 | 0150

Pos. Fig.	Antal/Quantity 675 293	678 929	675 959	678 930	Artikel nr Part No	Benämning	Description	Sats Kit	BPSR	Anmärkning Notes	
1	1	–	–	–	675293-5	Parallellstag alt 1	Tie rod alt 1				0020
	–	1	–	–	678929-1	Parallellstag alt 1	Tie rod alt 1				0040
2	1	1	–	–	675294-3	•Rör	•Tube				0060
3	1	–	–	–	677111-7	•Kulled, v–gängad	•End, lh–thread				0080
	1	–	–	–	677112-5	•Kulled, h–gängad	•End, rh–thread				0100
	–	1	–	–	679290-7	•Kulled, v–gängad	•End, lh–thread				0120
	–	1	–	–	679291-5	•Kulled, h–gängad	•End, rh–thread				0140
4	2	2	–	–	670877-0	••Gummikåpa	••Rubber casing		8		0160
5	2	2	–	–	670420-9	••Låsring	••Circlip				0180
6	2	2	–	–	672785-3	••Spännring	••Tensioner ring				0200
7	1	1	–	–	661288-1	•Mutter, v–gängad	•Nut, lh–thread				[illegible]
	1	1	–	–	661289-9	•Mutter, h–gängad	•Nut, rh–thread				[illegible]
8	–	–	1	–	675959-1	Paralellstag alt 2	Tie rod alt 2			ERS AV 675293–5	0260
	–	–	–	1	678930-9	Paralellstag alt 2	Tie rod alt 2			ERS AV 678929–1	0280
9	–	–	1	1	675960-9	•Stång	•Rod			142 CH–154020,	0300
										144 CH–173281,	0320
										145 CH–49461	[illegible]
	–	–	1	1	686254-4	•Stång	•Rod			142 CH 154021–,	[illegible]
										144 CH 173282–,	0380
										145 CH 49462–	0400
10	–	–	1	–	677107-5	•Kulled, v–gängad	•End, lh–thread				0420
	–	–	1	–	677108-3	•Kulled, h–gängad	•End, rh–thread				0440
	–	–	–	1	679292-3	•Kulled, v–gängad	•End, lh–thread			142 CH 52900–154020	0460
										144 CH 89800–173281	0480
										145 CH 9200–49461	0500
x	–	–	–	1	1206581-9	•Kulled, v–gängad	•End, lh–thread			(684854)	0520
										142 CH 154021–,	0540
										144 CH 173282–,	0560
										145 CH 49462–	0580
	–	–	–	1	679293-1	•Kulled, h–gängad	•End, rh–thread			142 CH 52900–154020	0600
										144 CH 89800–173281	0620
										145 CH 9200–49461	0640
x	–	–	–	1	1206582-7	•Kulled, h–gängad	•End, rh–thread			(684855)	0660
										142 CH 154021–,	0680
										144 CH 173282–,	0700
										145 CH 49462–	0720
11	–	–	2	–	661942-3	••Gummikåpa	••Rubber casing		8		0740
	–	–	–	2	680070-0	••Gummikåpa	••Rubber casing		8		[illegible]
12	–	–	2	2	680071-8	••Fjäderring	••Clamping ring				[illegible]
13	–	–	1	1	190679-1	•Mutter, v–gängad	•Nut, lh–thread			ALT 1 5/8–18 UNF	0800
	–	–	1	1	688748-3	•Mutter, v–gängad	•Nut, lh–thread			ALT 2 9/16–18 UNF	0820
	–	–	1	1	940152-2	•Mutter, h–gängad	•Nut, rh–thread			ALT 1 5/8–18 UNF	0840
	–	–	1	1	955859-4	•Mutter, h–gängad	•Nut, rh–thread			ALT 2 9/16–18 UNF	0860
											0880
											[illegible]
	675	1206	675	678							0920
	295	231	296	932							0940
14	1	–	–	–	675295-0	Styrstag, V	Steering rod, L			ALT 1	0960
	–	1	–	–	1206231-1	Styrstag, V	Steering rod, L			ALT 1 (678931)	0980
	–	–	1	–	675296-8	Styrstag, H	Steering rod, R			ALT 1	1000
	–	–	–	1	678932-5	Styrstag, H	Steering rod, R			ALT 1	1020
15	2	2	2	2	670877-0	•Gummikåpa	•Rubber casing		8		1040
16	2	2	2	2	670420-9	•Låsring	•Circlip				1060
17	2	2	2	2	672785-3	•Spännring	•Tensioner ring				1080
											1100
											1120
	675	678	675	678							1140
	954	933	955	934							1160
18	1	–	–	–	675954-2	Styrstag, V	Steering rod, L			ALT 2 ERS AV 675295–0	1180
	–	1	–	–	678933-3	Styrstag, V	Steering rod, L			ALT 2 ERS AV 1206231–1	1200
	–	–	1	–	675955-9	Styrstag, H	Steering rod, R			ALT 2 ERS AV 675296–8	1220
	–	–	–	1	678934-1	Styrstag, H	Steering rod, R			ALT 2 ERS AV 678932–5	1240
19	2	–	2	–	661942-3	•Gummikåpa	•Rubber casing		8		1260

ALT 1

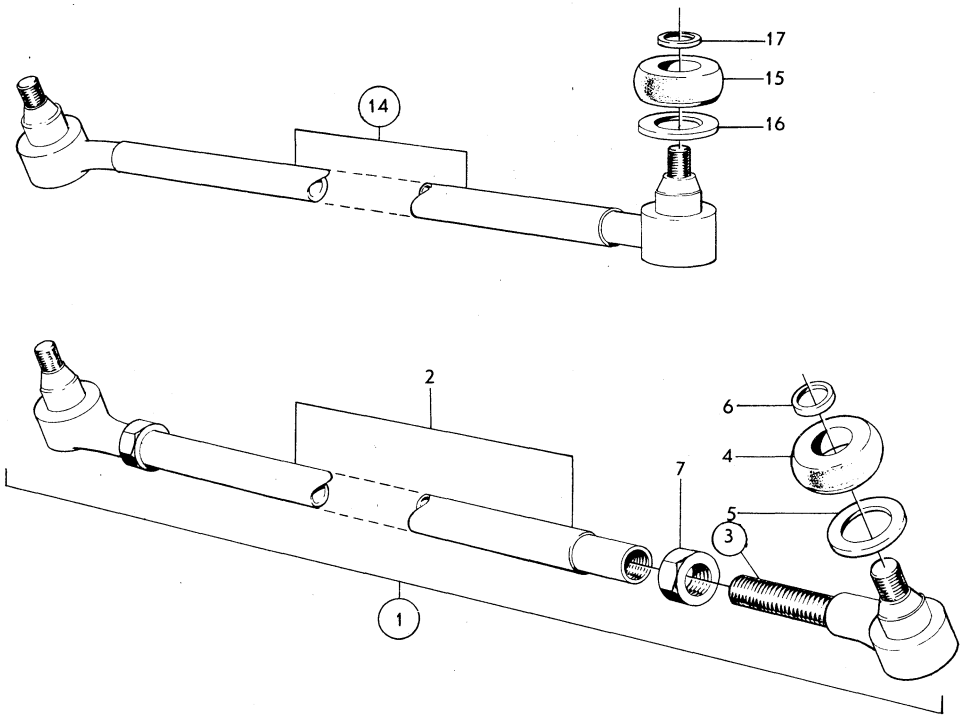

ALT 2

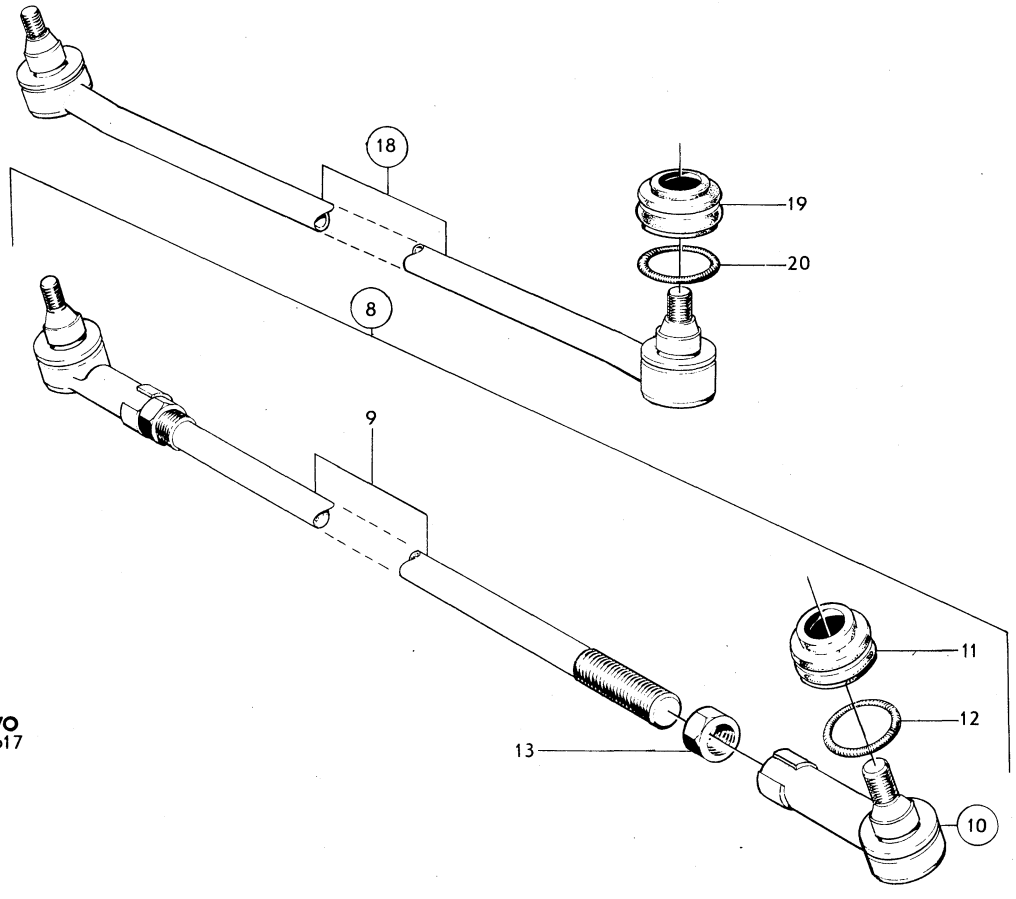

VOLVO
KA 6617

Sida Page	Grupp Group	Parallellstag, styrstag	Tie rod, steering rod	Illustration	0150
18	6			6617 1979–11	

Pos. Fig.	Antal/Quantity 675 954	678 933	675 955	678 934	Artikel nr Part No	Benämning	Description	Sats Kit	B P S R	Anmärkning Notes	
	–	2	–	2	680070-0	•Gummikåpa	•Rubber casing		8		1280
20	2	2	2	2	680071-8	•Fjäderring	•Clamping ring				1300

ALT 1

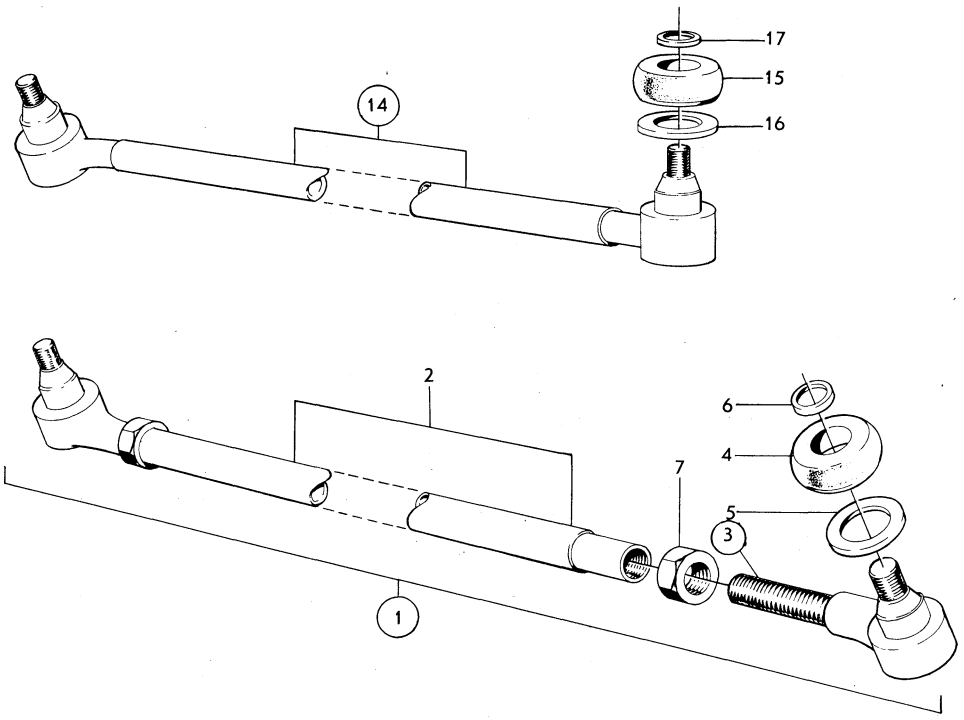

ALT 2

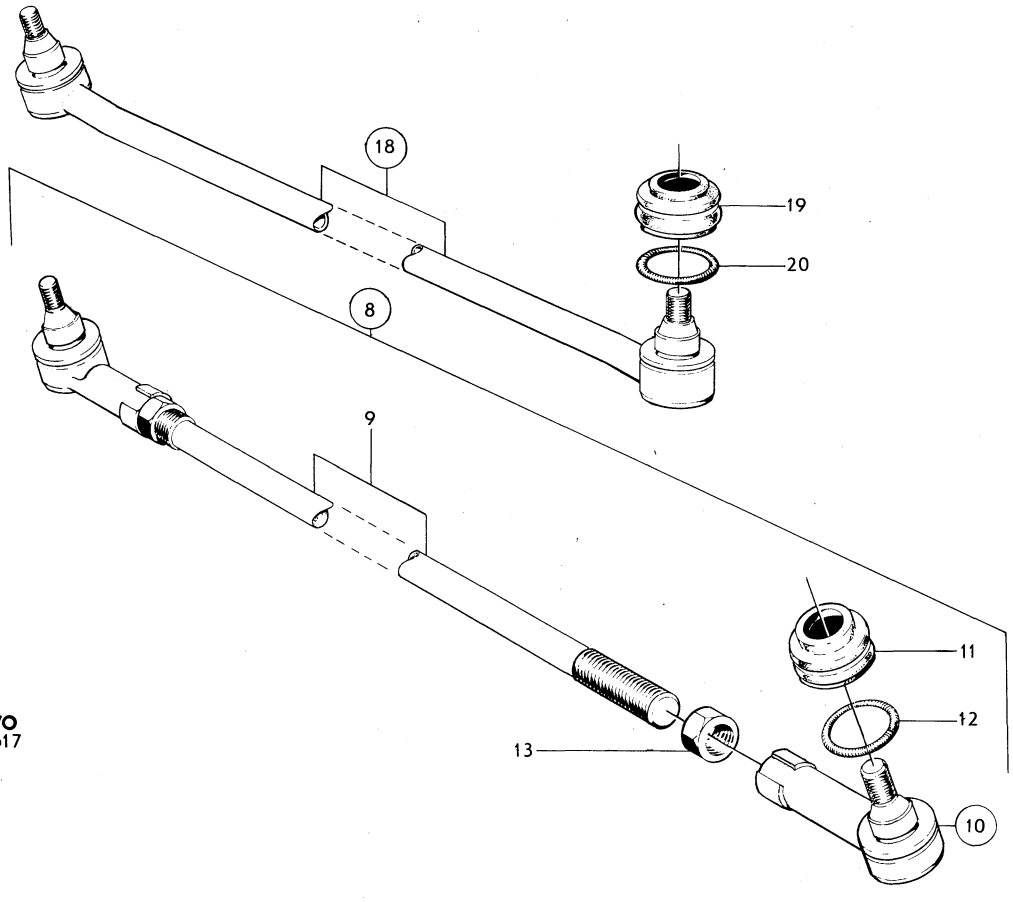

VOLVO
KA 6617

Sida Page	Grupp Group	Parallellstag, styrstag	Tie rod, steering rod	Illustration	0200
20	6			10784 1979–11	

Pos. Fig.	Antal/Quantity 1212 049	1212 050	1212 051		Artikel nr Part No	Benämning	Description	Sats Kit	BPSR	Anmärkning Notes	
1	1	–	–	–	1212049-9	Parallellstag	Tie rod			ALT 3 ERS AV 678929–1	0020
2	1	–	–	–		•Rör	•Tube		8		0040
3	1	–	–	–	1212097-8	•Kulled, v–gängad	•End, lh–thread				0060
	1	–	–	–	1212098-6	•Kulled, h–gängad	•End, rh–thread				0080
4	2	–	–	–	1212100-0	••Gummikåpa	••Rubber casing				0100
5	2	–	–	–	1212101-8	••Låsring	••Circlip				0120
6	2	–	–	–	1212102-6	••Spännring	••Tensioner ring				0140
7	1	–	–	–	661288-1	•Mutter, v–gängad	•Nut, lh–thread			M 14–1,5	0160
	1	–	–	–	661289-9	•Mutter, h–gängad	•Nut, rh–thread			M 14–1,5	0180
8	–	1	–	–	1212050-7	Styrstag, V	Steering rod, L			ERS AV 1206231–1	0200
	–	–	1	–	1212051-5	Styrstag, H	Steering rod, R			ERS AV 678932–5	0220
9	–	2	2	–	1212100-0	•Gummikåpa	•Rubber casing				0240
10	–	2	2	–	1212101-8	•Låsring	•Circlip				0260
11	–	2	2	–	1212102-6	•Spännring	•Tensioner ring				0280

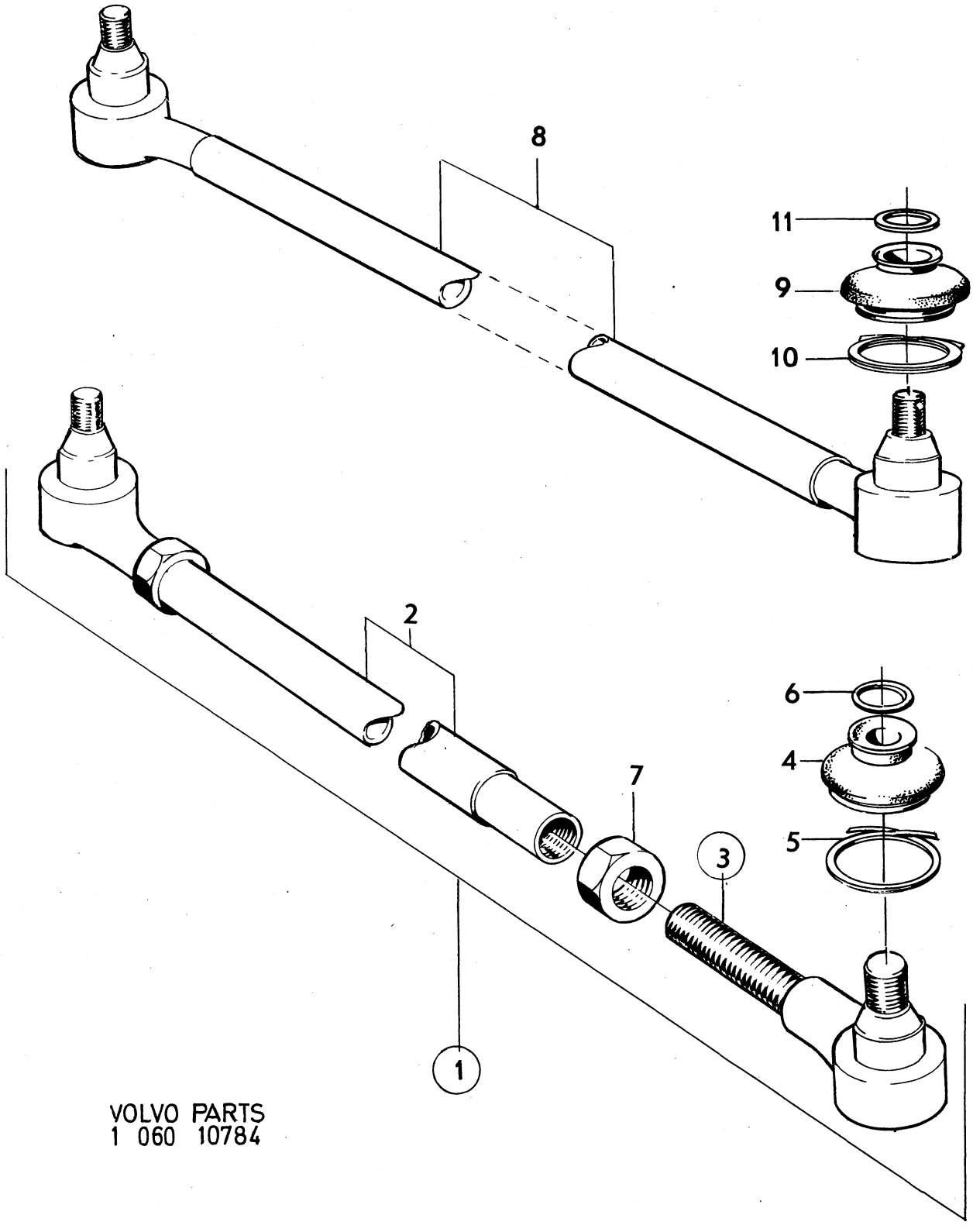

VOLVO PARTS
1 060 10784

Sida / Page 22 | Grupp / Group 6 | Framaxel / Front axle | Illustration 8955 1979–11 | 0250

Pos. Fig.	Antal/Quantity				Artikel nr Part No	Benämning	Description	Sats Kit	BPSR	Anmärkning Notes	
1	1	–	–	–	679185-9	Framaxel	Front axle				0020
2	4	–	–	–	955898-2	Bricka	Washer				0040
3	4	–	–	–	943505-8	Skruv	Screw				0060
4	2	–	–	–	941841-9	Skruv	Screw			ALT 1 5/16–18	0080
	2	–	–	–	943666-8	Skruv	Screw			ALT 2 3/8–16	0100
5	2	–	–	–	955826-3	Mutter	Nut			5/16–18	0120
	2	–	–	–	955827-1	Mutter	Nut			3/8–16	0140
6	2	–	–	–	83107-3	Gummibuffert	Rubber cushion				0160
7	1	–	–	–	684765-1	Länkarm, V	Wishbone, L			1)	0180
	1	–	–	–	684766-9	Länkarm, H	Wishbone, R			1)	0200
	1	–	–	–	684767-7	Länkarm, V	Wishbone, L			2)	[illegible]
	1	–	–	–	684768-5	Länkarm, H	Wishbone, R			2)	[illegible]
	–	–	–	–		•Det se sida 30, 3-D11	•Comps page 30, 3-D11				0260
8	2	–	–	–	950377-2	Mutter	Nut				0280
9	2	–	–	–	683266-1	Distansring	Spacer ring				0300
10	2	–	–	–	941790-8	Skruv	Bolt			L 324	0320
	2	–	–	–	943659-3	Skruv	Bolt			L 342	[illegible]
11	4	–	–	–	667791-8	Bricka	Washer			142 CH–112256	[illegible]
										EXCL 101117	0380
										144 CH–138379	0400
										145 CH 30706	0420
	4	–	–	–	683264-6	Bricka	Washer			142 CH 112257–	0440
										INCL 101117	0460
										144 CH 138380–	0480
										144 VENV CH 126488–	0500
										145 CH 30707–	0520
12	2	–	–	–	683760-3	Gummiring	Rubber ring			1) 142 CH 112257–	0540
										INCL 101117	0560
										144 CH 138380–	0580
										145 CH 30707–	0600
	2	–	–	–	683263-8	Gummiring	Rubber ring			2) 142 CH 112257–	0620
										144 CH 138380–	0640
										144 VENV CH 126488–	0660
										145 CH 30707–	0680
										SPEC UTF 1582,1589,159	0700
13	2	–	–	–	667792-6	Bricka	Washer			142 CH–112256	0720
										EXCL 101117	0740
										144 CH–138379	[illegible]
										145 CH–30706	[illegible]
	2	–	–	–	683265-3	Bricka	Washer			142 CH 112257–	0800
										INCL 101117	0820
										144 CH 138380–	0840
										144 VENV 126488–	0860
										145 CH 30707–	0880
14	2	–	–	–	950377-2	Mutter	Nut				[illegible]
x	2	–	–	–	273354-1	Stötdämparsats	Shock absorber kit				0920
x	2	–	–	–	273348-3	Stötdämparsats	Shock absorber kit				0940
	2	–	–	–	282697-2	Stötdämparsats	Shock absorber kit			GT.	0960
15	2	–	–	–		•Stötdämpare för sats 273354	•Shock absorber for kit 273354			MÄRKT 688252	0980 1000
	2	–	–	–		•Stötdämpare för sats 273348	•Shock absorber for kit 273348			MÄRKT 681762	1020 1040
	2	–	–	–		•Stötdämpare för sats 282697	•Shock absorber for kit 282697			MÄRKT 1210303	1060 1080
	2	–	–	–	273153-7	•Monteringssats	•Installation kit				1100
16	4	–	–	–	675274-5	••Bricka	••Washer	S			1120
17	4	–	–	–	675247-1	••Gummibussning	••Rubber bushing	S			1140
18	2	–	–	–	677057-2	••Distansrör	••Spacer tube	S			1160

1. För vagnar med diagonaldäck. For cars with diagonal tyres. Pour véhicules à pneus à sculptures diagonales. Für Wagen mit Diagonalreifen. Para vehículos con neumáticos diagonales.
2. För vagnar med radialdäck. For cars with radial tyres. Pour véhicules à pneus à sculptures radiales. Für Wagen mit Gurtelreifen. Para vehículos con neumáticos radiales.

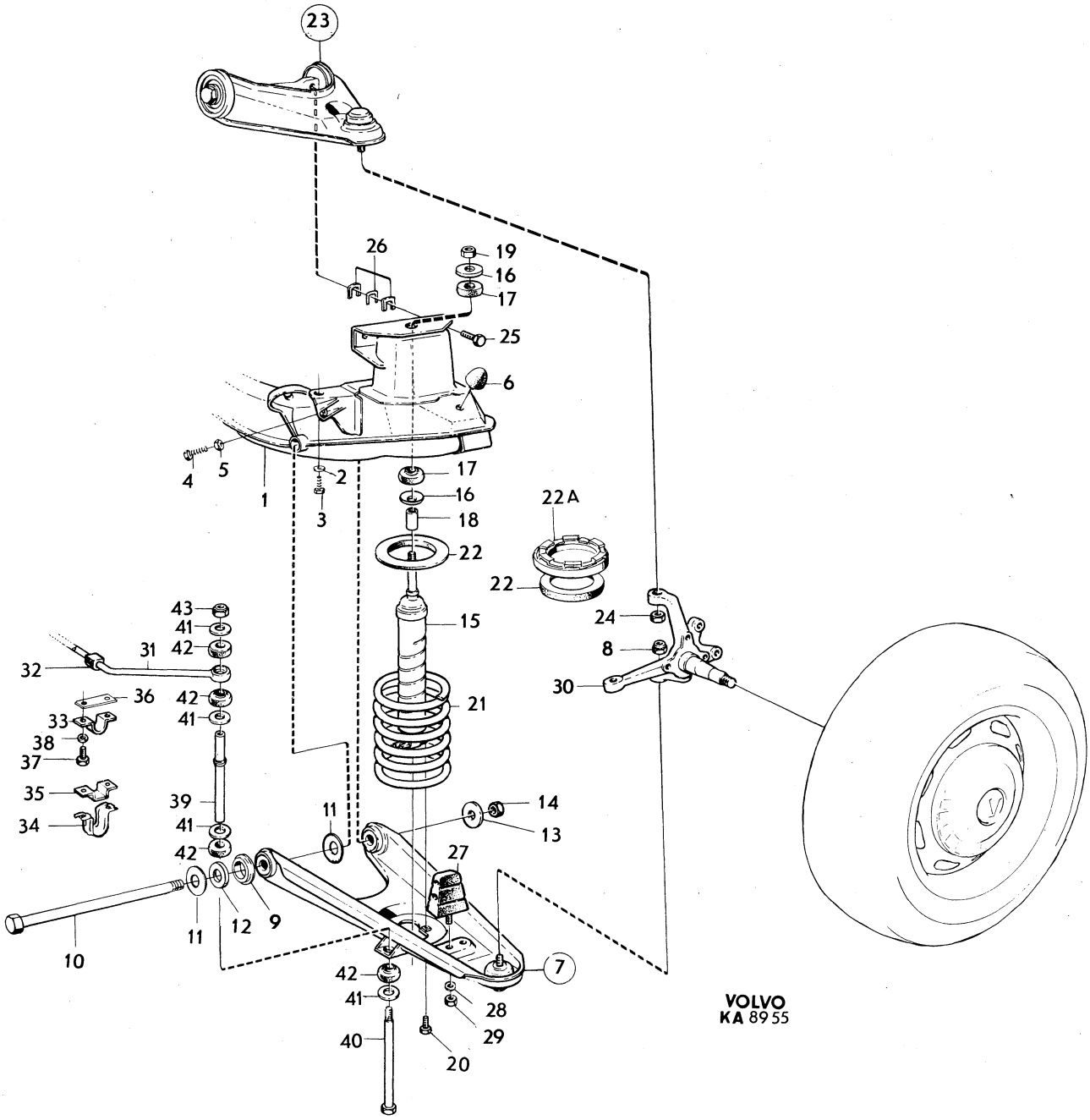
23
26
19
16
17
25
6
4
5
1
2
3
17
16
18
22
22A
22
15
21
43
41
42
31
32
36
42
41
33
38
37
35
34
39
41
42
11
14
13
27
11
12
9
10
42
41
7
28
29
40
20
24
8
30
VOLVO
KA 8955

Sida / Page 24 | Grupp / Group 6 | Framaxel / Front axle | Illustration 8955 1979–11 | 0250

Pos. Fig.	Antal/Quantity				Artikel nr Part No	Benämning	Description	Sats Kit	B P S R	Anmärkning Notes	
19	2	–	–	–	955848-7	••Mutter	••Nut	S			1180
20	4	–	–	–	942402-9	••Skruv	••Screw	S			1200
21	2	–	–	–	675046-7	Fjäder	Spring			142 CH–234722	1220
										EXCL 229918–233532	1240
										144 CH–245596	1260
										EXCL 239740–244150	1280
										145 CH–90439	1300
										EXCL 87412–89749	1320
	2	–	–	–	687450-7	Fjäder	Spring			142 CH 234723–	1340
										INCL 229918–233532	1360
										144 CH 245597–	1380
										INCL 239740–244150	1400
										145 CH 90440–	1420
										INCL 87412–89749	1440
22	2	–	–	–	675079-8	Gummimellanlägg	Rubber spacer			142, 144.	1460
										145 CH–64530	1480
										EXCL 64093–64172	1500
	1	–	–	–	675079-8	Gummimellanlägg, H	Rubber spacer, R			145 CH 64531–	1520
	–	–	–	–						INCL 64093–64172	1540
	1	–	–	–	687461-4	Gummimellanlägg, V	Rubber spacer, L			145 CH 64531–	1560
										INCL 64093–64172	1580
x 22a	1	–	–	–	1206723-7	Distanselement, V	Spacer member, L			145 CH 64531–	1600
										INCL 64093–64172	1620
										(687458)	1640
23	2	–	–	–	688020-7	Länkarm	Wishbone			142 CH–96746	1660
										EXCL 94749–94918,	1680
										95206–96137	1700
										144 CH–124022	1720
										EXCL 123591–123786	1740
										145 CH–23884	1760
										EXCL 23689–23728	1780
	2	–	–	–	688021-5	Länkarm	Wishbone			142 CH 96747–	1800
										INCL 94749–94918,	1820
										95206–96137	1840
										144 CH 124023–	1860
										INCL 123591–123786	1880
										145 CH 23885–	1900
										INCL 23689–23728	1920
	–	–	–	–		•Det se sida 32, 3-D13	•Comps page 32, 3-D13				
24	2	–	–	–	950375-6	Mutter	Nut			ALT 1 7/6 UNF	1960
	–	–	–	–	950376-4	Mutter	Nut			ALT 2 1/2 UNF	1980
x 25	4	–	–	–	947618-5	Skruv	Screw			(679173)	2000
26	–	–	–	–		Justermellanlägg	Shim				2020
	ERF	–	–	–	654107-2	•Tj 0,15	•Th 0.15				2040
	ERF	–	–	–	654106-4	•Tj 0,50	•Th 0.50				2060
	ERF	–	–	–	654105-6	•Tj 1,00	•Th 1.00				2080
	ERF	–	–	–	658769-5	•Tj 3,00	•Th 3.00				2100
	ERF	–	–	–	658770-3	•Tj 6,00	•Th 6.00				2120
27	2	–	–	–	675253-9	Gummibuffert	Rubber cushion				2140
28	2	–	–	–	941907-8	Låsbricka	Lock washer				2160
29	2	–	–	–	955826-3	Mutter	Nut				2180
30	1	–	–	–	675088-9	Spindel, V	Steering knuckle, L			142 CH–52899,	2200
										144 CH–89799,	2220
										145 CH–9199,	2240
										SPEC UTF 5632	2260
	1	–	–	–	679228-7	Spindel, V	Steering knuckle, L			142 CH 52900–96746	2280
										EXCL 94749–94918,	2300
										95206–96137	2320
										144 CH 89800–124022	2340
										EXCL 123591–123786	2360
										145 CH 9200–23884	2380
										EXCL 23689–23728	2400
										ERS AV 682368, 686398	2420

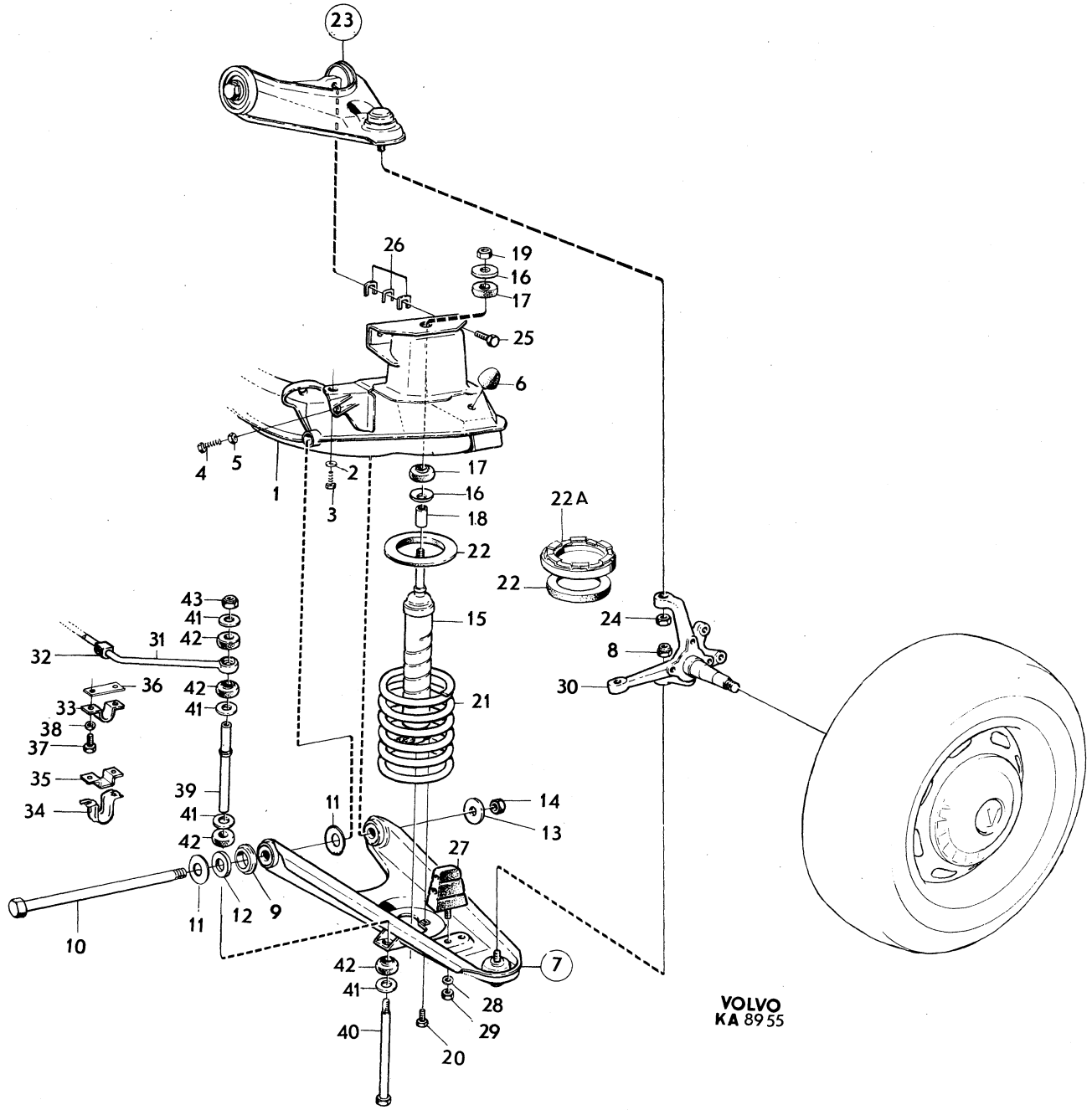
23
26
19
16
17
25
6
4
5
1
2
3
17
16
18
22
22A
22
15
24
8
30
43
41
42
31
32
36
42
41
33
38
37
35
34
21
39
41
42
11
14
13
27
10
11
12
9
7
42
41
28
29
40
20
VOLVO
KA 8955

Sida / Page 26 | Grupp / Group 6 | Framaxel / Front axle | Illustration 8955 1979–11 | 0250

Pos. Fig.	Antal/Quantity				Artikel nr Part No	Benämning	Description	Sats Kit	B P S R	Anmärkning Notes	
	1	–	–	–	682368-6	Spindel, V	Steering knuckle, L			142 CH 96747–	2440
										INCL 94749–94918,	2460
										95206–96137	2480
										144 CH 124023–	2500
										INCL 123591–123786	2520
										145 CH 23885–	2540
										INCL 23689–23728	2560
	1	–	–	–	675089-7	Spindel, H	Steering knuckle, R			142 CH–52899	2580
										144 CH–89799	2600
										145 CH–9199	2620
										SPEC UTF 5632	2640
	1	–	–	–	679229-5	Spindel, H	Steering knuckle, R			142 CH 52900–96746	2660
										EXCL 94749–94918,	2680
										95206–96137	2700
										144 CH 89800–124022	2720
										EXCL 123591–123786	2740
										145 CH 9200–23884	2760
										EXCL 23689–23728	2780
										ERS AV 682369, 686398	2800
	1	–	–	–	682369-4	Spindel, H	Steering knuckle, R			142 CH 96747–	2820
										INCL 94749–94918,	2840
										95206–96137	2860
										144 CH 124023–	2880
										INCL 123591–123786	2900
										145 CH 23885–	2920
										INCL 23689–23728	2940
31	1	–	–	–	675099-6	Krängningshämmare	Anti–roll bar			142 CH–178959	2960
										144 CH–194139	2980
										145 CH–61599	3000
	1	–	–	–	688225-2	Krängningshämmare	Anti–roll bar			142 CH 178960–	3020
										144 CH 194140–	3040
										145 NT CH 61600–	3060
										145 HT CH 61600–105017	3080
	1	–	–	–	1210292-7	Krängningshämmare	Anti–roll bar			145 HT CH 105018–	3100
32	2	–	–	–	663131-1	Gummibussning	Rubber bushing			142, 144, 145 NT.	3120
										145 HT CH–105017	3140
	2	–	–	–	1210302-4	Gummibussning	Rubber bushing			145 HT CH 105018–	3160
33	2	–	–	–	663130-3	Klammer	Clamp			142 CH–178959	3180
										144 CH–194139	3200
										145 CH–61599	3220
x 34	2	–	–	–	1206010-9	Klammer	Clamp			(687344)	3240
										142 CH 178960–	3260
										144 CH 194140–	3280
										145 CH 61600–	3300
35	2	–	–	–	1206009-1	Bygel	Spacer			(687343)	3320
										142 CH 178960–	3340
										144 CH 194140–	3360
										145 CH 61600–	3380
36	1	–	–	–		Platta	Plate		8	MS	3400
37	4	–	–	–	944429-0	Skruv	Screw				3420
38	4	–	–	–	942336-9	Fjädrande bricka	Resilent washer			TID UTF	3440
39	2	–	–	–	677561-3	Distansrör	Spacer tube				3460
40	2	–	–	–	106841-0	Skruv	Screw				3480
41	8	–	–	–	83126-3	Bricka	Washer				3500
42	8	–	–	–	83125-5	Gummibussning	Rubber bushing				3520
43	2	–	–	–	955826-3	Mutter	Nut				3540

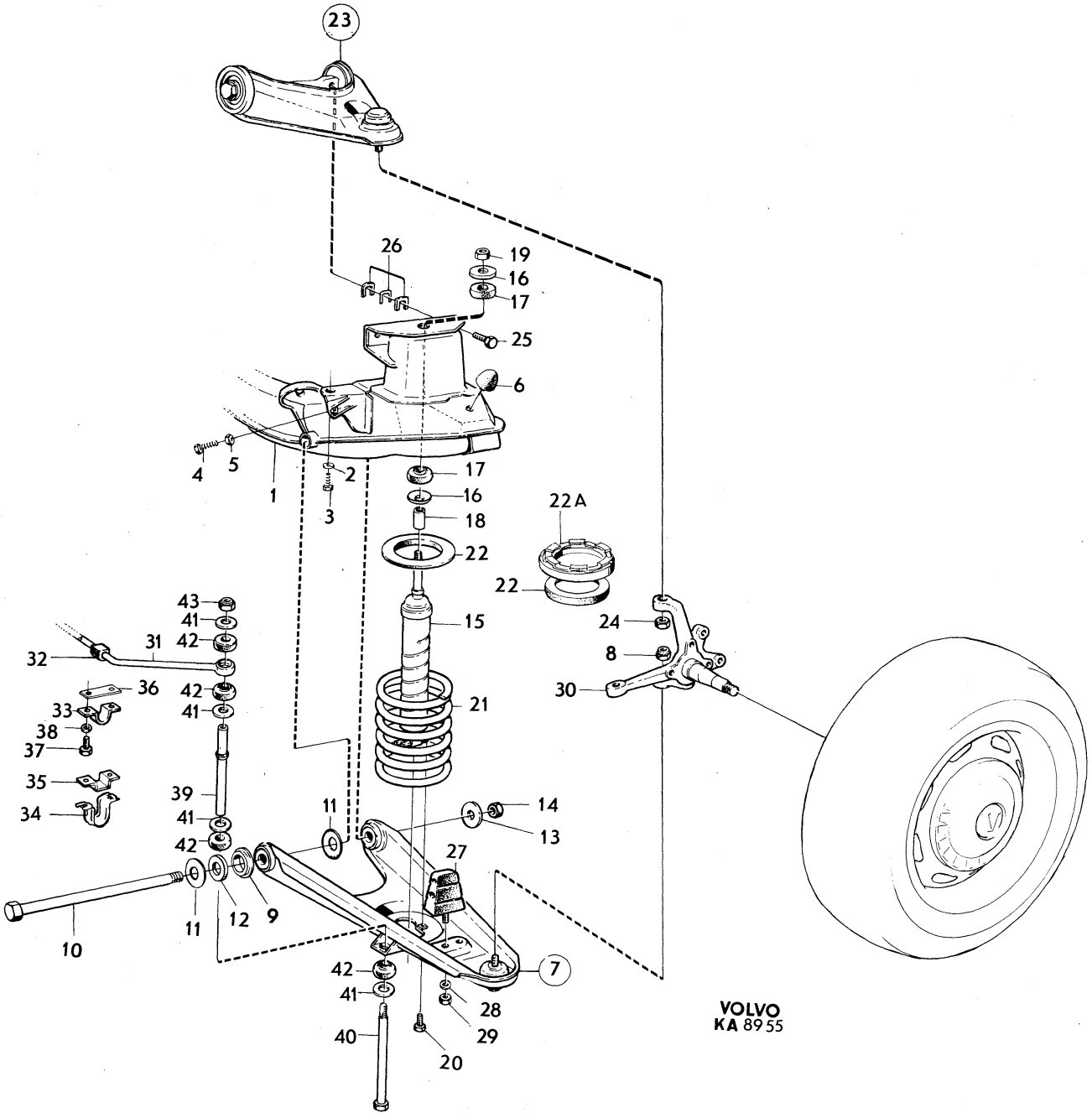
23
26
19
16
17
25
6
4
5
1
2
3
17
16
18
22
22A
22
15
21
43
41
42
31
32
36
42
41
33
38
37
35
34
39
41
42
11
14
13
27
10
11
12
9
24
8
30
42
41
7
28
29
40
20
VOLVO
KA 8955

Sida Page	Grupp Group	Hjul hjulkapsel hjulring	Wheel wheel cap wheel ring	Illustration	0275
28	6			25990 1979–11	

Pos. Fig.	Antal/Quantity				Artikel nr Part No	Benämning	Description	Sats Kit	B P S R	Anmärkning Notes	
1	5	–	–	–	688140-3	Hjul, 15–4,5 tum	Wheel, 15–4.5 inch				0020
	5	–	–	–	684000-3	Hjul, 15–5,0 tum	Wheel, 15–5.0 inch				0040
2	4	–	–	–	677282-6	Hjulkapsel	Wheel cap			ALT 1	0060
3	4	–	–	–	273214-7	Hjulkapselsats	Wheel cap kit			ALT 2	0080
4	4	–	–	–		•Hjulkapsel	•Wheel cap	S			0100
5	4	–	–	–	684838-6	•Tätningsring	•Seal ring	S			0120
6	4	–	–	–	1212079-6	•Gummipackning	•Rubber packing	S			0140
7	4	–	–	–	945363-0	•Skruv	•Screw	S			0160
8	4	–	–	–	684837-8	Navkapsel	Hub cap			ALT 2	0180
9	4	–	–	–	684835-2	Navkapsel	Hub cap			ALT 3	0200
10	4	–	–	–	682086-4	Hjulring	Wheel ring			ALT 3	0220
11	4	–	–	–	1212376-6	Skyddshylsa	Guard sleeve				0240
12	20	–	–	–	87699-5	Mutter	Nut			ALT 1	0260
13	20	–	–	–	688984-4	Mutter	Nut			ALT 2	0280

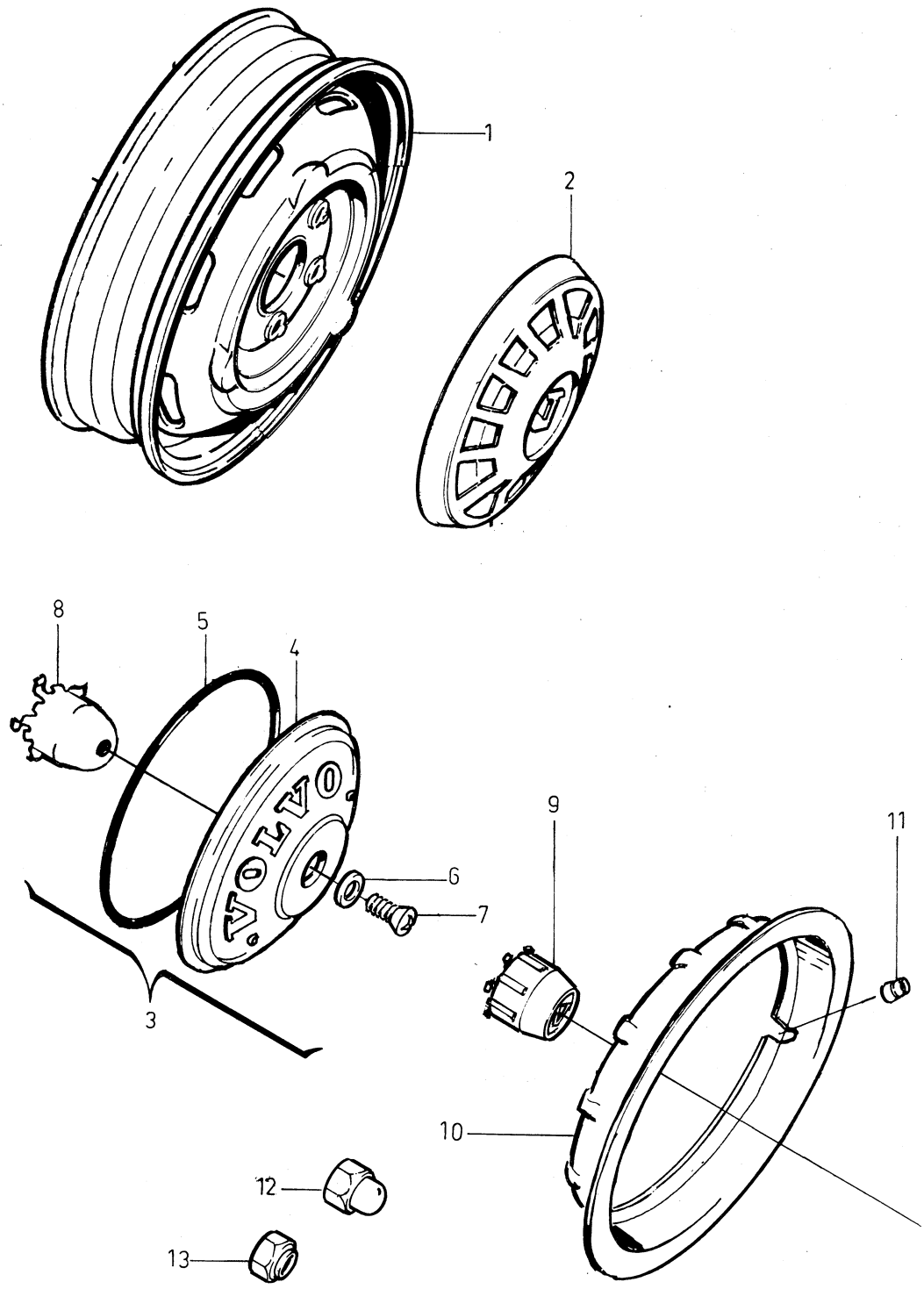

VOLVO PARTS
1 060 25990

Sida / Page: 30 | Grupp / Group: 6 | Länkarm / Wishbone | Illustration: 10785, 1979–11 | 0300

Pos. Fig.	Antal/Quantity 684 765	684 766	684 767	684 768	Artikel nr Part No	Benämning	Description	Sats Kit	B P S R	Anmärkning Notes	
1	1	–	–	–	684765-1	Länkarm, V	Wishbone, L				0020
	–	1	–	–	684766-9	Länkarm, H	Wishbone, R				0040
2	1	1	–	–	663675-7	•Gummibussning	•Rubber bushing			TID UTF. L 41,5	0060
	1	1	–	–	683756-1	•Gummibussning	•Rubber bushing			SEN UTF. L 50,0	0080
3	1	1	–	–	663675-7	•Gummibussning	•Rubber bushing			TID UTF. L 41,5	0100
	1	1	–	–	683756-1	•Gummibussning	•Rubber bushing			SEN UTF. L 50,0	0120
4	1	1	–	–	683303-2	•Kulled	•Ball socket			ALT 1	0140
5	1	1	–	–	680830-7	••Hylsa	••Sleeve			TID UTF	0160
6	1	1	–	–	684905-3	••Hylsa	••Sleeve			SEN UTF	0180
7	1	1	–	–	684904-6	••Gummikåpa	••Rubber boot		8		0200
8	1	1	–	–	684906-1	••Spännring	••Tensioner ring				0220
9	1	1	–	–	684903-8	••Spännring	••Tensioner ring				0240
10	1	1	–	–	1212047-3	Kulled	Ball socket		8	ALT 2. ERS AV 683303-2	0260
11	1	1	–	–	1212107-5	•Hylsa	•Sleeve				0280
12	1	1	–	–	1212106-7	•Gummikåpa	•Rubber boot				0300
13	1	1	–	–	1212108-3	•Låsring	•Circlip				0320
14	1	1	–	–	1212109-1	•Låsring	•Circlip				0340
15	1	1	–	–	675085-5	Kulled	Ball socket		8	ALT 3. ERS AV 683303-2	0360
16	1	1	–	–	679210-5	•Gummikåpa	•Rubber boot				0380
17	1	1	–	–	679208-9	•Låsring	•Circlip				0400
	1	1	–	–	273209-7	Kulledssats	Ball joint kit		8		0420
											0440
											0460
1	–	–	1	–	684767-7	Länkarm, V	Wishbone, L				0480
	–	–	–	1	684768-5	Länkarm, H	Wishbone, R				0500
2	–	–	1	1	683267-9	•Gummibussning	•Rubber bushing				0520
3	–	–	1	1	683267-9	•Gummibussning	•Rubber bushing				0540
4	–	–	1	1	683303-2	•Kulled	•Ball socket			ALT 1.	0560
5	–	–	1	1	680830-7	••Hylsa	••Sleeve			TID UTF	0580
6	–	–	1	1	684905-3	••Hylsa	••Sleeve			SEN UTF	0600
7	–	–	1	1	684904-6	••Gummikåpa	••Rubber boot		8		0620
8	–	–	1	1	684906-1	••Spännring	••Tensioner ring				0640
9	–	–	1	1	684903-8	••Spännring	••Tensioner ring				0660
10	–	–	1	1	1212047-3	Kulled	Ball socket		8	ALT 2. ERS AV 683303-2	0680
11	–	–	1	1	1212107-5	•Hylsa	•Sleeve				0700
12	–	–	1	1	1212106-7	•Gummikåpa	•Rubber boot				0720
13	–	–	1	1	1212108-3	•Låsring	•Circlip				0740
14	–	–	1	1	1212109-1	•Låsring	•Circlip				0760
15	–	–	1	1	675085-5	Kulled	Ball socket		8	ALT 3. ERS AV 683303-2	0780
16	–	–	1	1	679210-5	•Gummikåpa	•Rubber boot				0800
17	–	–	1	1	679208-9	•Låsring	•Circlip				0820
	–	–	1	1	273209-7	Kulledssats	Ball joint kit		8		0840

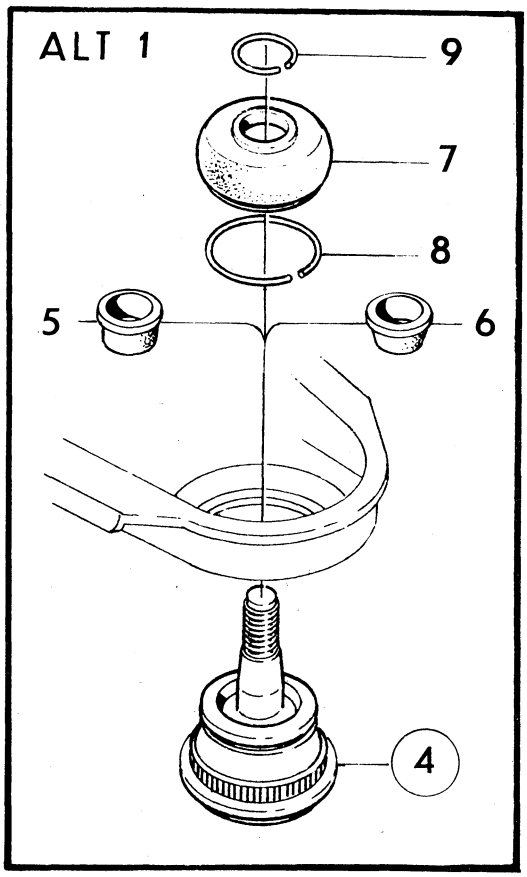

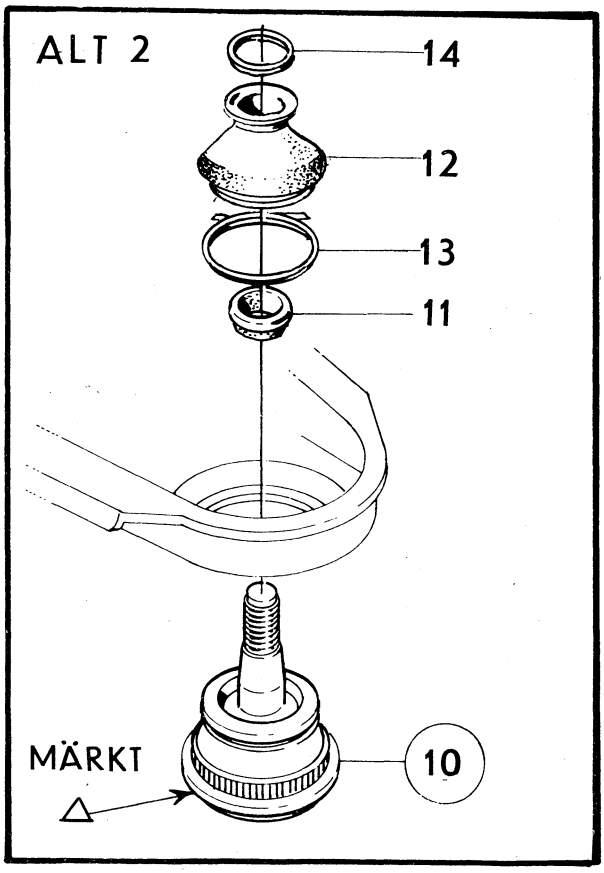

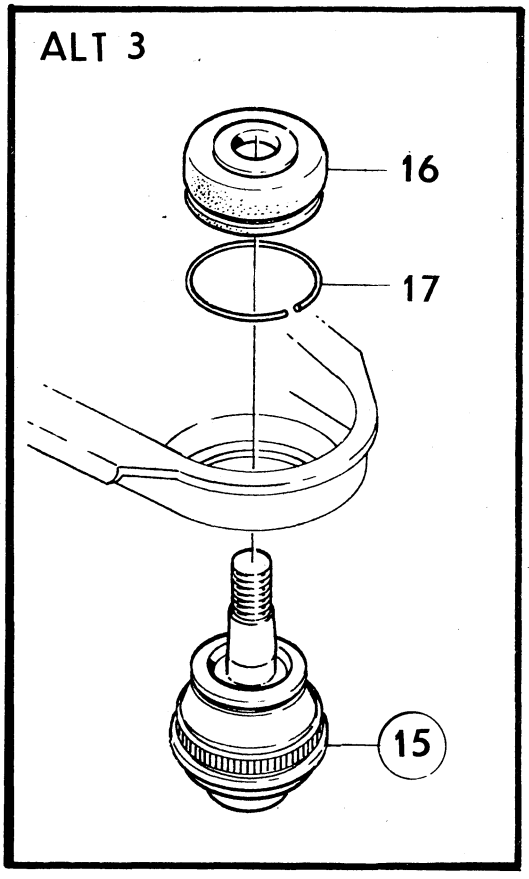

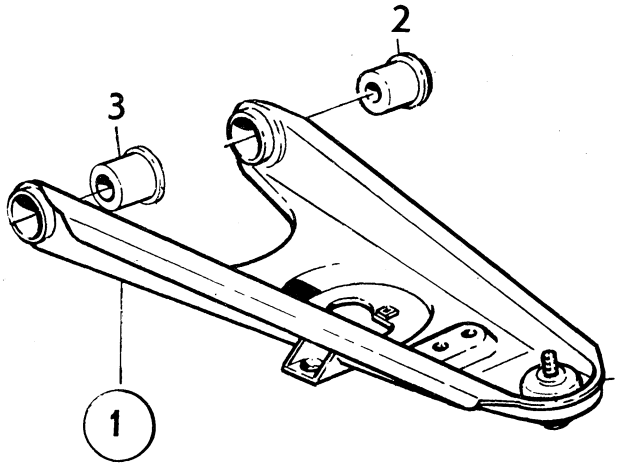

VOLVO PARTS
1 060 10785

Sida Page	Grupp Group	Länkarm	Wishbone	Illustration	0350
32	6			10786 1979–11	

Pos. Fig.	Antal/Quantity 688 020	 688 021			Artikel nr Part No	Benämning	Description	Sats Kit	B P S R	Anmärkning Notes	
1	1	–	–	–	688020-7	Länkarm	Wishbone				0020
	–	1	–	–	688021-5	Länkarm	Wishbone				0040
2	1	1	–	–	675098-8	•Axel	•Shaft				0060
3	2	2	–	–	675432-9	•Gummibussning	•Rubber bushing				0080
4	2	2	–	–	676053-2	•Bricka	•Washer				0100
5	2	2	–	–	950366-5	•Mutter	•Nut				0120
6	1	–	–	–	686397-1	•Kulled	•Ball socket			ALT 1.	0140
	–	1	–	–	686398-9	•Kulled	•Ball socket			ALT 1.	0160
7	1	1	–	–	680829-9	•Hylsa	•Sleeve				0180
8	1	–	–	–	673620-1	•Gummikåpa	•Rubber boot		8		0200
	–	1	–	–	682679-6	•Gummikåpa	•Rubber boot		8		0220
9	1	1	–	–	672786-1	•Spännring	•Tensioner ring				0240
10	1	1	–	–	672785-3	•Spännring	•Tensioner ring				0260
11	–	1	–	–	1212048-1	Kulled	Ball socket		8	ALT 2. ERS AV 686398–9	0280
12	–	1	–	–	1212104-2	•Hylsa	•Sleeve				0300
13	–	1	–	–	1212103-4	•Gummikåpa	•Rubber boot				0320
14	–	1	–	–	1212105-9	•Låsring	•Circlip				0340
15	–	1	–	–	1212109-1	•Låsring	•Circlip				0360
16	1	–	–	–	675084-8	Kulled	Ball socket			ALT 3. ERS AV 686397–1	0380
	–	1	–	–	686500-0	Kulled	Ball socket			ALT 3. ERS AV 686398–9	0400
17	1	–	–	–	679209-7	•Gummikåpa	•Rubber boot		8		0420
	–	1	–	–	683429-5	•Gummikåpa	•Rubber boot				0440
18	1	1	–	–	679207-1	•Låsring	•Circlip				0460
	2	–	–	–	273208-9	Kulledssats	Ball joint kit		8		0480
	–	2	–	–	273209-7	Kulledssats	Ball joint kit		8		0500

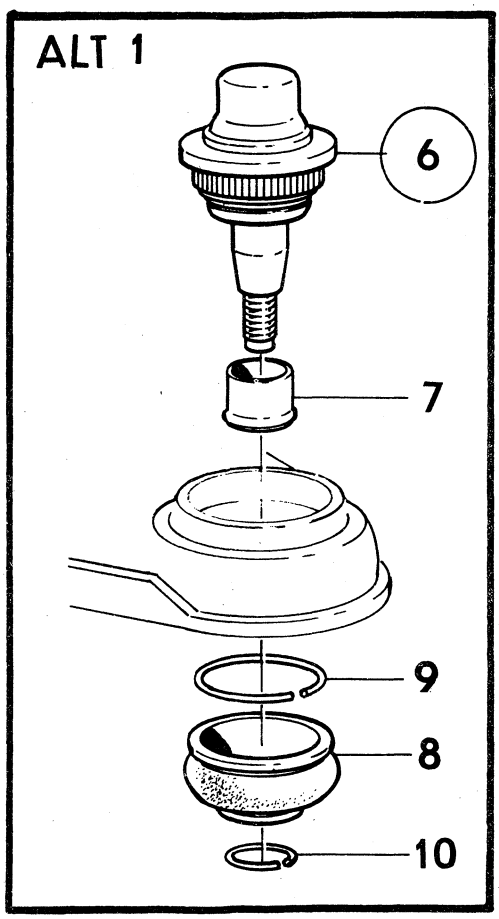

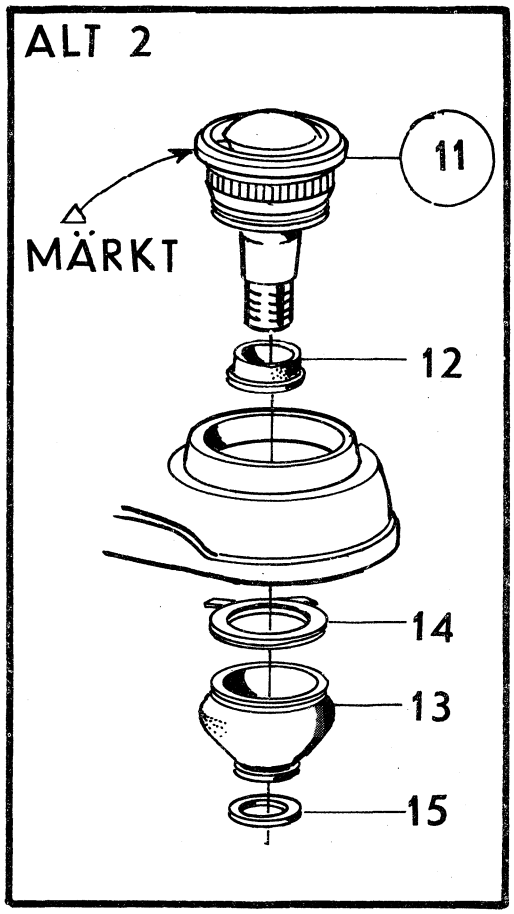

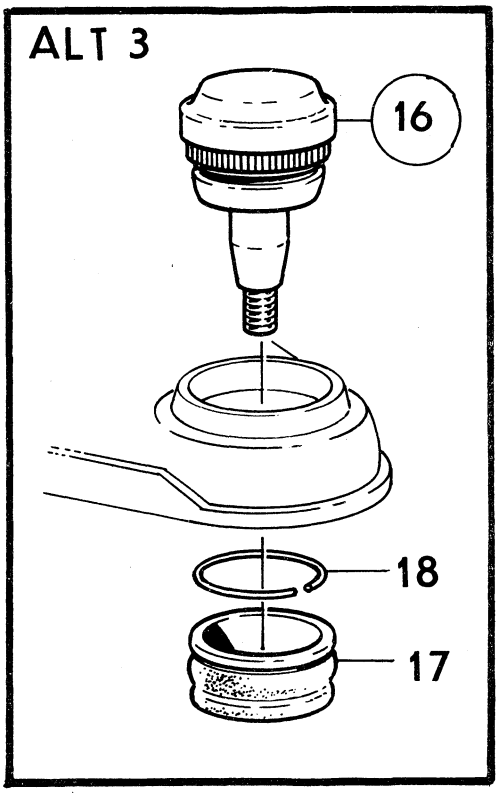

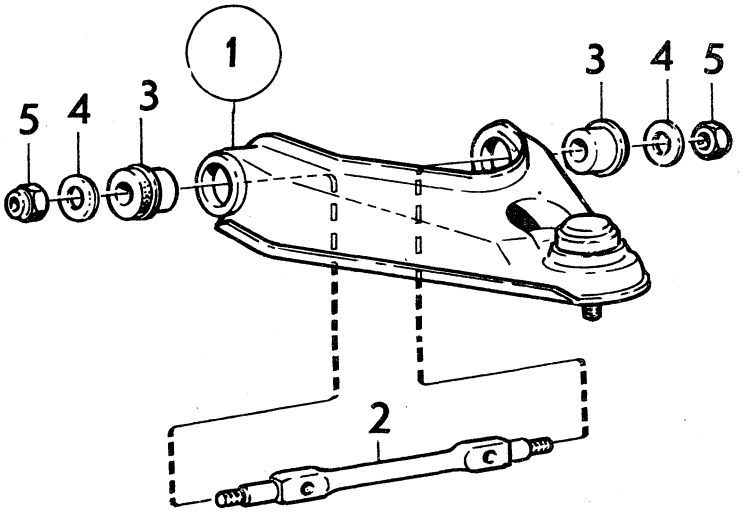

VOLVO PARTS
1 060 10786

Sida / Page 34 | Grupp / Group 6 | Styrinrättning, US | Steering gear, US | Illustration 0400 | 10367 | 1979–11

Pos. Fig.	Antal/Quantity 678 308	675 337	1206 043		Artikel nr Part No	Benämning	Description	Sats Kit	B P S R	Anmärkning Notes	
1	1	–	–	–	678308-8	Styrväxel	Steering box			VST.	1010
	–	1	–	–	675337-0	Styrväxel	Steering box			HST.	1020
	–	–	1	–	1206043-0	Styrväxel	Steering box			VST.	1030
2	1	–	1	–	678321-1	•Hus	•Housing				1040
	–	1	–	–	678580-2	•Hus	•Housing				1050
3	2	2	2	–	678657-8	••Bussning	••Bushing	S			1060
4	1	1	1	–	678248-6	••Tätningsring	••Seal ring	S			1070
5	1	1	1	–	678249-4	••Tätningsring	••Seal ring	S			1080
6	1	–	–	–	1206044-8	•Snäckskruv	•Worm			(686381)	1090
x	–	1	–	–	1206048-9	•Snäckskruv	•Worm			(678581)	1100
	–	–	1	–	1206044-8	•Snäckskruv	•Worm				1[illegible]
7	1	1	1	–	85616-1	•Kullagerring	•Ball bearing race				1[illegible]
8	1	1	1	–	1206012-5	•Kullagerring	•Ball bearing race			ALT 1. B 12,34	1130
	1	1	1	–	85617-9	•Kullagerring	•Ball bearing race			ALT 2. B 9,30	1140
9	1	1	1	–	656706-9	•Bricka	•Washer		8		1150
10	2	2	2	–	85618-7	•Kulring	•Ball race				1160
11	–	–	–	–		•Justermmellanlägg	•Shim				1170
	ERF	ERF	ERF	–	656707-7	••Tj 0,10	••Th 0.10	S			[illegible]
	ERF	ERF	ERF	–	656708-5	••Tj 0,12	••Th 0.12	S			1190
	ERF	ERF	ERF	–	656709-3	••Tj 0,15	••Th 0.15	S			1200
12	1	1	1	–	678247-8	•Lock	•Cover				1220
13	4	4	4	–	942644-6	•Skruv med bricka	•Bolt and washer				1230
14	1	–	1	–	678244-5	•Utgående axel	•Lever shaft				1240
	–	1	–	–	678582-8	•Utgående axel	•Lever shaft				1250
15	1	1	1	–	659218-2	••Justerskruv	••Adjuster screw				1260
16	1	1	1	–		••Justerbricka,alt	••Adjuster washer,alt				1270
	–	–	–	–	659331-3	•••Tj 2,15	•••Th 2.15				1280
	–	–	–	–	659219-0	•••Tj 2,20	•••Th 2.20				1290
	–	–	–	–	659220-8	•••Tj 2,25	•••Th 2.25				1300
	–	–	–	–	659221-6	•••Tj 2,30	•••Th 2.30				1310
	–	–	–	–	659222-4	•••Tj 2,35	•••Th 2.35				1320
	–	–	–	–	659223-2	•••Tj 2,40	•••Th 2.40				1330
	–	–	–	–	659224-0	•••Tj 2,45	•••Th 2.45				1340
17	1	1	1	–	659225-7	••Låsring	••Circlip	S			1350
18	1	1	1	–	656704-4	•Packning	•Gasket	S			1360
19	1	1	1	–	678240-3	•Lock	•Cover				1370
20	1	1	1	–	678241-1	•Propp	•Plug				1380
21	4	4	4	–	942643-8	•Skruv med bricka	•Bolt and washer				1[illegible]
22	1	1	1	–	678242-9	•Mutter	•Nut				1
	1	1	1	–	273086-9	Reparationssats	Repair kit				1410

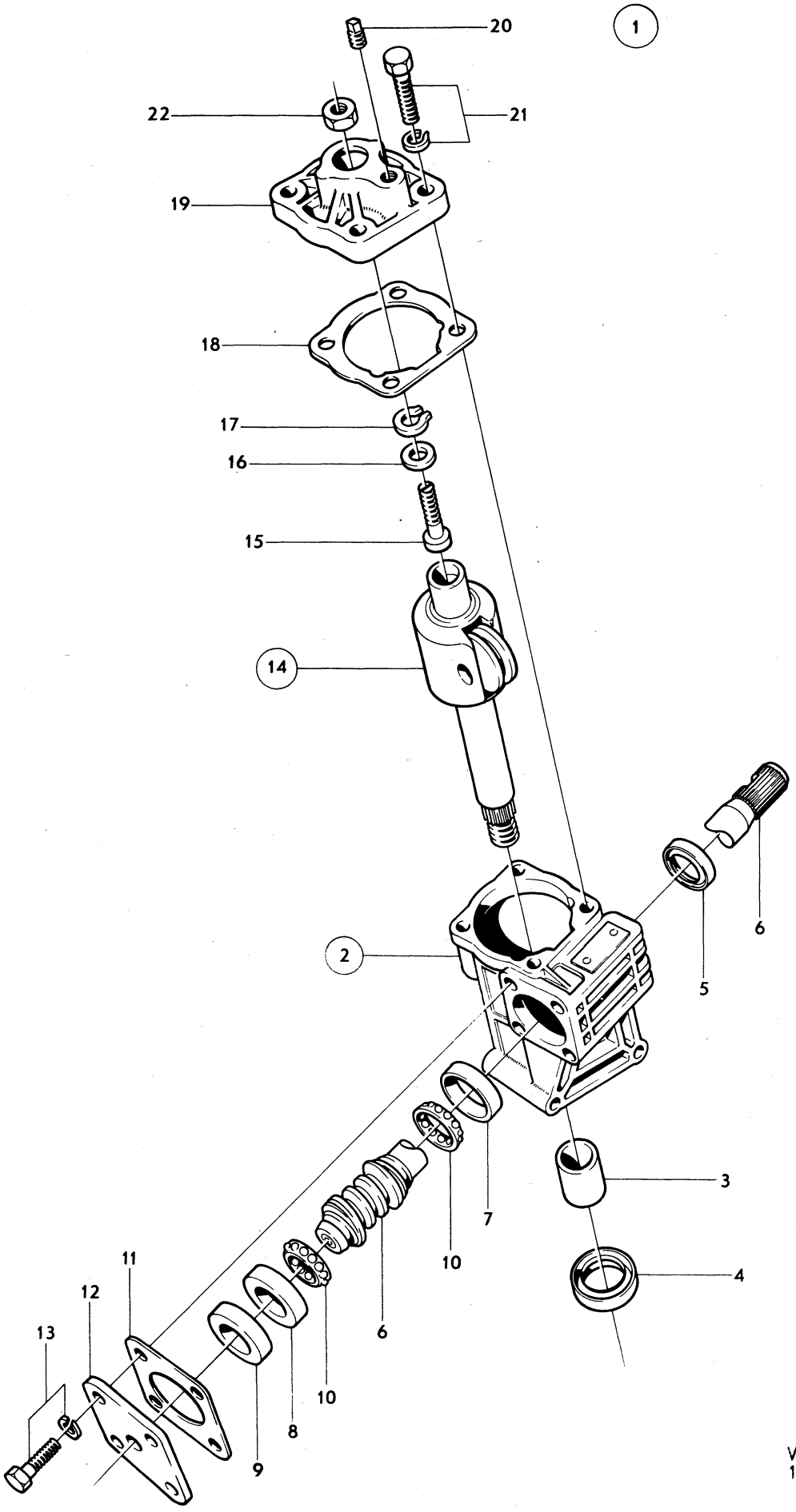

VOLVO PARTS
1 060 10367

Sida / Page 36 | Grupp / Group 6 | Styrinrättning, MS / Steering gear, MS | Illustration 9004 1979–11 | 0450

Pos. Fig.	Antal/Quantity				Artikel nr Part No	Benämning	Description	Sats Kit	B P S R	Anmärkning Notes	
1	1	–	–	–	673061-8	Styrinrättning	Steering gear				0020
2	1	–	–	–	673873-6	•Hus	•Housing		8		0040
3	1	–	–	–	682374-4	••Nållager	••Needle bearing				0060
4	1	–	–	–	681346-3	••Tätningsring	••Seal ring	S			0080
5	1	–	–	–	914523-6	••Låsring	••Circlip				0100
6	1	–	–	–	950390-5	•Mutter	•Nut				0120
7	1	–	–	–	907875-9	•Saxpinne	•Split pin				0140
8	1	–	–	–	352611-8	•Propp	•Plug			(338334)	0160
9	1	–	–	–	18839-1	•Packning	•Packing				0180
10	1	–	–	–	681347-1	•Bricka	•Washer				0200
11	1	–	–	–	681348-9	•Tätningsring	•Seal ring	S			[illegible]
12	1	–	–	–	673880-1	•Utgående axel	•Lever shaft				[illegible]
13	1	–	–	–	681385-1	••Justerskruv	••Adjuster screw				0260
14	1	–	–	–		••Justerbricka, alt	••Adjuster washer, alt				0280
	–	–	–	–	659331-3	•••Tj 2,15	•••Th 2.15				0300
	–	–	–	–	659219-0	•••Tj 2,20	•••Th 2.20				0320
	–	–	–	–	659220-8	•••Tj 2,25	•••Th 2.25				[illegible]
	–	–	–	–	659221-6	•••Tj 2,30	•••Th 2.30				[illegible]
	–	–	–	–	659222-4	•••Tj 2,35	•••Th 2.35				0380
	–	–	–	–	659223-2	•••Tj 2,40	•••Th 2.40				0400
	–	–	–	–	659224-0	•••Tj 2,45	•••Th 2.45				0420
15	1	–	–	–	659225-7	••Låsring	••Circlip				0440
16	1	–	–	–	681349-7	•Lock	•Cover				0460
17	1	–	–	–	682374-4	••Nållager	••Needle bearing				0480
18	1	–	–	–	681350-5	•Gummiring	•Rubber ring	S			0500
19	2	–	–	–	681351-3	•Skruv (utan hål)	•Screw(without seal hole)				0520
	2	–	–	–	681352-1	•Skruv (med hål)	•Screw (with seal hole)				0540
20	4	–	–	–	955894-1	•Bricka	•Washer				0560
21	1	–	–	–	681353-9	•Luftningsskruv	•Air–venting screw				0580
x 22	1	–	–	–	946520-4	•Mutter	•Nut			(681386)	0600
23	1	–	–	–	673874-4	•Snäckskruv	•Worm				0620
24	1	–	–	–		••Kolv	••Piston		8		0640
25	1	–	–	–	681366-1	•••Hylsa	•••Sleeve				0660
26	1	–	–	–	681367-9	•••Kolvring	•••Piston ring	S			0680
27	1	–	–	–	681368-7	•••Gummiring	•••Rubber ring	S			0700
28	1	–	–	–	681369-5	•••Ring	•••Ring				0720
29	2	–	–	–	673877-7	•••Rörhalva	•••Ball tube half				0740
30	1	–	–	–		•••Kulsats, alt	•••Ball kit, alt				[illegible]
	–	–	–	–	681371-1	••••D 6,989	••••D 6.989				[illegible]
	–	–	–	–	681372-9	••••D 6,995	••••D 6.995				0800
	–	–	–	–	681374-5	••••D 7,007	••••D 7.007				0820
	–	–	–	–	681375-2	••••D 7,013	••••D 7.013				0840
31	1	–	–	–	673879-3	•••Packning	•••Gasket	S			0860
32	1	–	–	–	681376-0	•••Pinne	•••Pin				0880
33	1	–	–	–	673878-5	•••Propp	•••Plug				[illegible]
34	3	–	–	–	681383-6	••Gummiring	••Rubber ring	S			[illegible]
35	3	–	–	–	681380-2	••Packning	••Packing	S			0940
36	1	–	–	–	681355-4	••Nållager, alt	••Needle bearing, alt				0960
	1	–	–	–	681356-2	••Nållager, alt	••Needle bearing, alt				0980
	1	–	–	–	681357-0	••Nållager, alt	••Needle bearing, alt				1000
	1	–	–	–	681358-8	••Nållager, alt	••Needle bearing, alt				1020
37	1	–	–	–	681359-6	••Lagerhylsa, alt	••Bearing cage, alt			D1 28,0	1040
	1	–	–	–	681360-4	••Lagerhylsa, alt	••Bearing cage, alt			D1 28,015	1060
38	1	–	–	–	681364-6	••Kulhållare	••Ball retainer				1080
39	2	–	–	–	1207353-2	••Fjäder	••Spring				1100
40	2	–	–	–	681361-2	••Bricka	••Washer				1120
41	1	–	–	–	673875-1	••Hållare	••Retainer				1140
42	1	–	–	–	955245-6	••Skruv	••Screw				1160
43	1	–	–	–	681363-8	••Låsbricka	••Lock washer				1180
44	1	–	–	–	673885-0	•Lock	•Cover		8		1200
45	6	–	–	–	681394-3	•Gummiring	•Rubber ring	S			1220
46	2	–	–	–	681395-0	•Gummiring	•Rubber ring	S			1240
47	2	–	–	–	681396-8	•Gummiring	•Rubber ring	S			1260

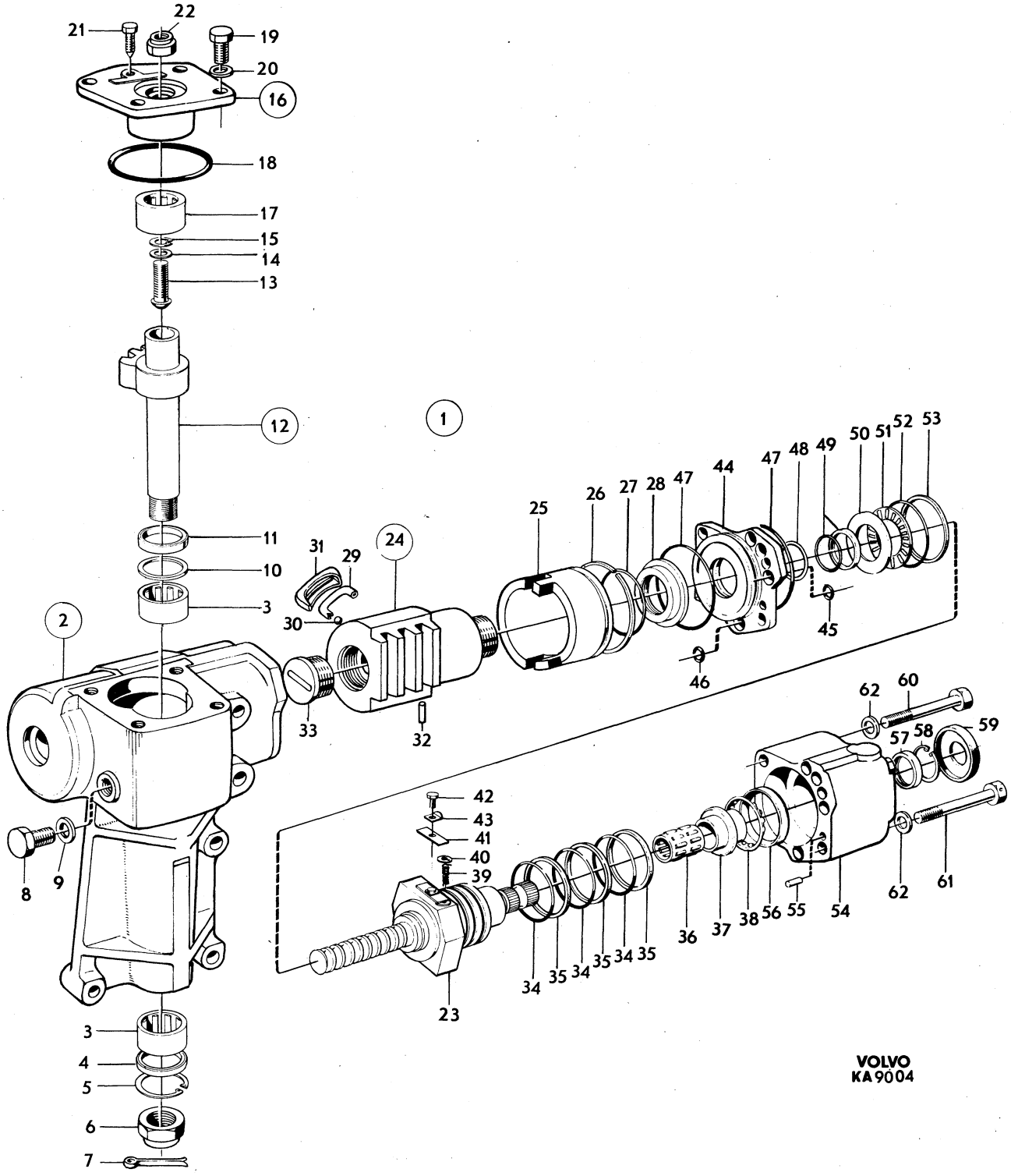
VOLVO
KA 9004

Sida Page	Grupp Group	Styrinrättning, MS	Steering gear, MS	Illustration	0450
38	6			9004 1979–11	

	Pos. Fig.	Antal/Quantity				Artikel nr Part No	Benämning	Description	Sats Kit	B P S R	Anmärkning Notes	
	48	ERF	–	–	–	681854-6	•Justermellanlägg	•Shim				1280
	49	1	–	–	–	681397-6	•Packning	•Packing	S			1300
	50	1	–	–	–		•Lagerbricka, alt	•Bearing washer, alt				1320
		–	–	–	–	681398-4	••Tj 1,9	••Th 1.9				1340
		–	–	–	–	681399-2	••Tj 2,0	••Th 2.0				1360
		–	–	–	–	681400-8	••Tj 2,1	••Th 2.1				1380
		–	–	–	–	681401-6	••Tj 2,2	••Th 2.2				1400
		–	–	–	–	681402-4	••Tj 2,3	••Th 2.3				1420
		–	–	–	–	681403-2	••Tj 2,4	••Th 2.4				1440
x	51	1	–	–	–	1517973-2	•Nållager	•Needle bearing			(183353)	1460
	52	1	–	–	–	681404-0	•Gummiring	•Rubber ring	S			1480
	53	1	–	–	–		•Packning, alt	•Packing, alt				1500
		–	–	–	–	681406-5	••Tj 1,7	••Th 1.7	S			1520
		–	–	–	–	681407-3	••Tj 1,8	••Th 1.8	S			1540
	54	1	–	–	–	673882-7	•Ventilhus	•Valve housing		8		1560
	55	1	–	–	–	681883-5	•Pinne	•Pin				1580
	56	1	–	–	–	673883-5	•Lagerring	•Bearing race				1600
	57	1	–	–	–	681388-5	•Tätningsring	•Seal ring	S			1620
	58	1	–	–	–	914516-0	•Låsring	•Circlip				1640
	59	1	–	–	–	673884-3	•Gummikåpa	•Rubber cup	S			1660
	60	2	–	–	–	681390-1	•Skruv (utan hål)	•Screw (without seal hole)				1680 1700
	61	2	–	–	–	681391-9	•Skruv (med hål)	•Screw (with seal hole)				1720
	62	4	–	–	–	955894-1	•Bricka	•Washer				1740
		1	–	–	–	271516-7	Packningssats	Gasket kit				1760
		1	–	–	–	271518-3	Packningssats	Gasket kit				1780

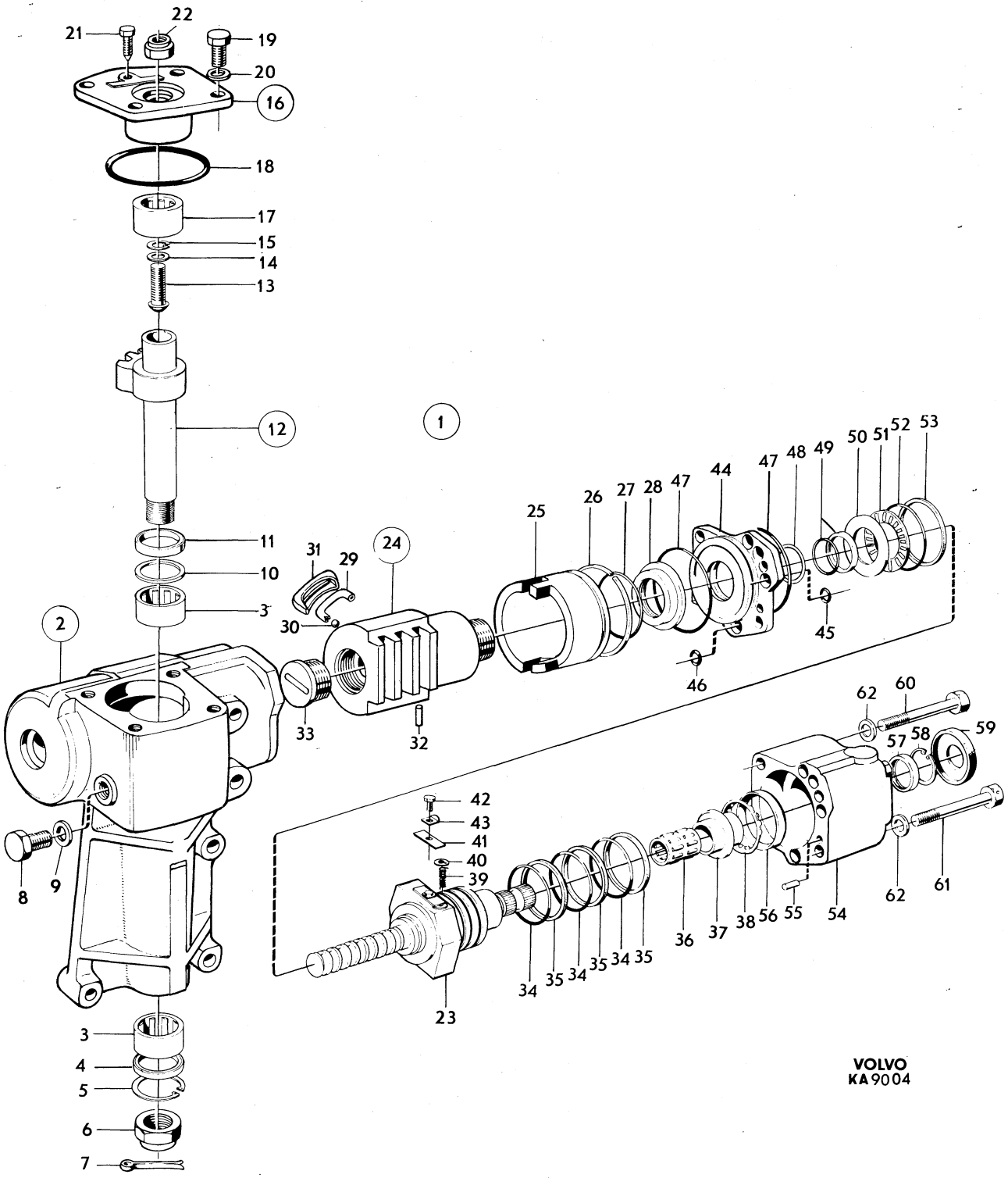

VOLVO
KA 9004

Sida / Page 40 | Grupp / Group 6 | Pump | Hydraulic pump | Illustration 8967 1979–11 | 0500

Pos. Fig.	Antal/Quantity				Artikel nr Part No	Benämning	Description	Sats Kit	B P S R	Anmärkning Notes	
1	1	–	–	–	687441-6	Pump	Hydraulic pump				1010
2	1	–	–	–		•Hus	•Housing		8		1020
3	1	–	–	–	688736-8	•Tätningsring	•Seal ring				1030
4	1	–	–	–	673887-6	•Axel	•Shaft		8		1040
5	1	–	–	–	673888-4	•Kil	•Key				1050
6	1	–	–	–	673889-2	•Fjäder	•Spring		8		1060
7	1	–	–	–	688737-6	•Ventil	•Valve				1070
8	1	–	–	–	673891-8	•Packning	•Packing				1080
9	1	–	–	–	673892-6	•O–ring	•O–ring				1090
10	1	–	–	–	688738-4	•Förskruvning	•Screw union		8		1100
11	2	–	–	–	673894-2	•Styrpinne	•Guide pin		8		1110
12	2	–	–	–	673895-9	•Gummiring	•Rubber ring				1120
13	2	–	–	–	673896-7	•Skruv	•Screw		8		1130
14	2	–	–	–	673897-5	•O–ring	•O–ring				1140
15	1	–	–	–	673898-3	•Platta	•Plate		8		1150
16	1	–	–	–	673899-1	•Rotorsats	•Rotor kit		8		1160
17	1	–	–	–	673900-7	•Låsring	•Circlip				1170
18	1	–	–	–	673901-5	•Platta	•Plate		8		1180
19	1	–	–	–	673902-3	•Fjäder	•Spring		8		1190
20	1	–	–	–	673903-1	•Lock	•Cover		8		1200
21	1	–	–	–	673904-9	•Filterventil	•Filter valve		8		1210
22	1	–	–	–	673905-6	••Filter	••Filter		8		1220
23	1	–	–	–	673906-4	•Låsring	•Circlip		8		1230
24	1	–	–	–	673907-2	•Gummiring	•Rubber ring				1240
25	1	–	–	–	673908-0	•Oljebehållare	•Hydraulic reservoir				1250
26	1	–	–	–	673909-8	•Packning	•Packing				1260
27	1	–	–	–	673910-6	•Lock	•Cover				1270

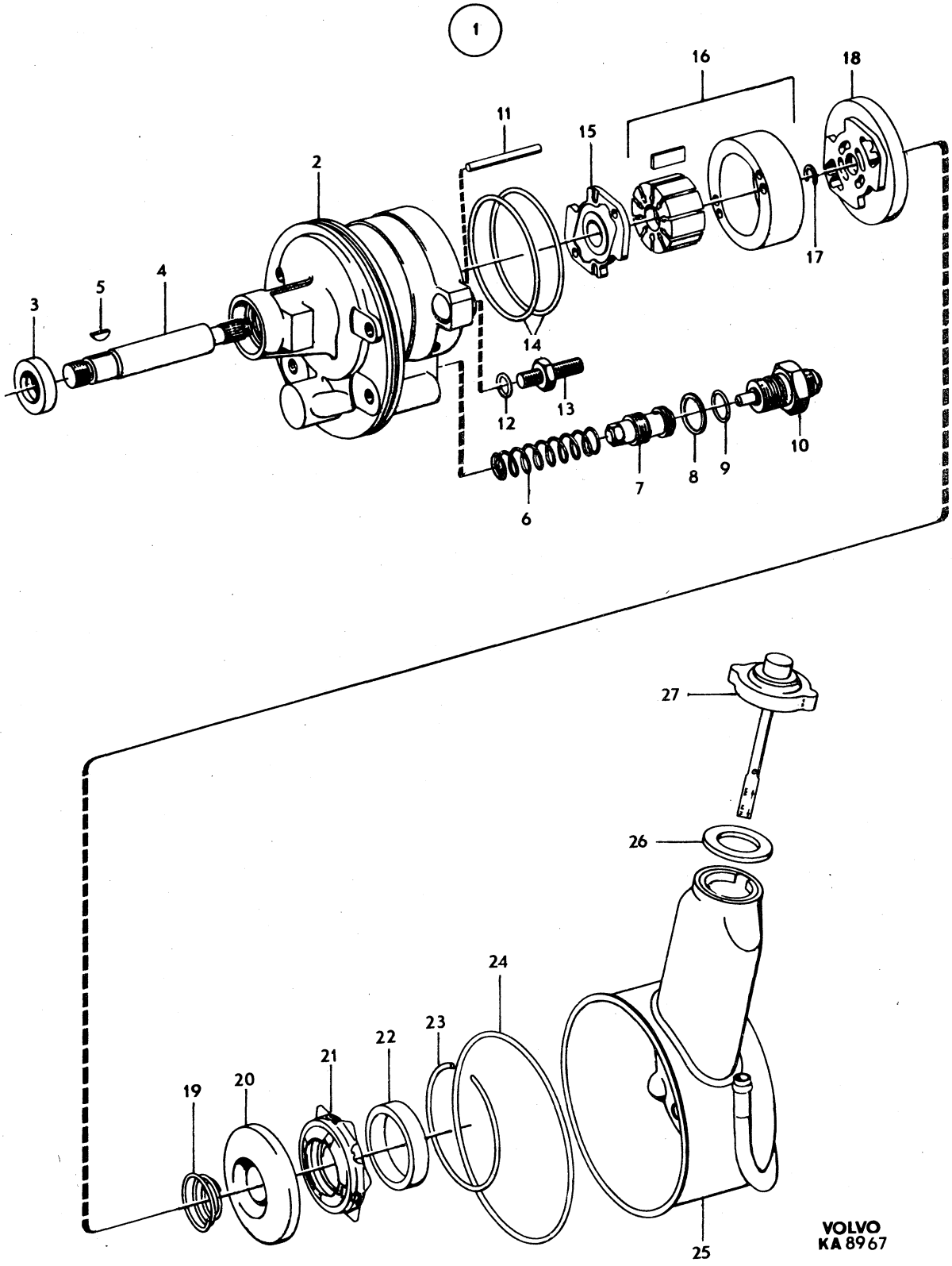
1
2
3
4
5
6
7
8
9
10
11
12
13
14
15
16
17
18
19
20
21
22
23
24
25
26
27
VOLVO
KA 8967

	Innehållsförteckning / Index / Table des matières	Inhaltsverzeichnis / Indice	Grupp / Group	Sida / Page
1979–11			6	1

FRAMAXEL, HJUL, NAV OCH STYRNING		Sida	Koord.
Framaxel, hjul, nav och styrning		2	3-C07
FRONT AXLE, WHEELS, HUBS AND STEERING		Page	Grid
Front axle, wheels, hubs and steering		2	3-C07
ESSIEU AVANT, ROUES, MOYEUX ET DIRECTION		Page	Grid
Essieu avant, roues, moyeux et direction		2	3-C07
VORDERACHSE, RÄDER, NABE UND LENKUNG		Seite	Grid
Vorderachse, Räder, Nabe und Lenkung		2	3-C07
EJE DELANTERO, RUEDAS, CUBOS Y SISTEMA DE DIRECCION		Página	Grid
Eja delantero, ruedas, cubos y sistema de dirección		2	3-C07

Sida Page	Grupp Group	Framaxel, styrning	Front axle, steering	Illustration	0025
2	6			25988 1979–11	

Pos. Fig.	Antal/Quantity				Artikel nr Part No	Benämning	Description	Sats Kit	B P S R	Anmärkning Notes	
1	–	–	–	–		Framaxel	Front axle			SE SIDA 22, 3-D03	0020
2	–	–	–	–		Styrväxel	Steering box			US.	0040
										SE SIDA 4, 3-C09	0060
	–	–	–	–		Styrväxel	Steering box			MS.	0080
										SE SIDA 12, 3-C17	0100
3	–	–	–	–		Parallellstag	Tie rod			SE SIDA 4, 3-C09	0120
4	–	–	–	–		Styrstag	Steering rod			SE SIDA 6, 3-C11	0140
5	–	–	–	–		Ratt	Steering wheel			SE SIDA 8, 3-C13	0160
6	–	–	–	–		Rattstång	Steering rod			SE SIDA 8, 3-C13	0180
7	–	–	–	–		Länkarm	Wishbone			SE SIDA 22, 3-D03	0200
8	–	–	–	–		Stötdämpare	Shock absorber			SE SIDA 22, 3-D03	0220
9	–	–	–	–		Spindel	Steering knuckle			SE SIDA 24, 3-D05	0
10	–	–	–	–		Krängningshämmare	Anti–roll bar			SE SIDA 26, 3-D07	0260
11	–	–	–	–		Nav	Hub			SE SIDA 8, 3-C13	0280
12	–	–	–	–		Hjul	Wheel			SE SIDA 28, 3-D09	0300



VOLVO PARTS
1 060 25988
(107:1)

Sida Page	Grupp Group	Framaxel, styrning, nav, hjul	Front axle, steering, hubs, wheels	Illustration	0050
4	6			25989 1979–11	

Pos. Fig.	Antal/Quantity VST US	HST US	VST MS		Artikel nr Part No	Benämning	Description	Sats Kit	B P S R	Anmärkning Notes	
1	–	–	–	–		Framaxel	Front axle			SE SIDA 22, 3-D03	0020
2	1	–	–	–	678308-8	Styrväxel	Steering box			142 CH–314955,	0040
										144 CH–330400,	0060
										145 CH–147554	0080
										ERS AV 1206043–0,	0100
										675761–1, 946174–0	0120
	1	–	–	–	1206043-0	Styrväxel	Steering box			142 CH 314956–,	0140
										144 CH 330401–,	0160
										145 CH 147555–	0180
	–	–	–	–							0200
	–	1	–	–	675337-0	Styrväxel	Steering box				0220
	–	–	–	–		•Det se sida 34, 3-D15	•Comps page 34, 3-D15				
	–	–	1	–		Styrväxel	Steering box			SPEC UTF 1594, 1656	0260
										SE SIDA 12, 3-C17	0280
3	3	3	–	–	942338-5	Skruv	Screw				0300
4	1	1	–	–	955544-2	Skruv	Screw				0320
5	4	4	–	–	192495-0	Bricka	Washer				0340
6	4	4	–	–	940097-9	Bricka	Washer				
7	4	4	–	–	950354-1	Mutter	Nut				0380
8	1	–	–	–	675205-9	Pitmanarm	Drop arm			142 CH–52899,	0400
										144 CH–89799,	0420
										145 CH–9199	0440
										SPEC UTF 5632	0460
	1	–	–	–	680359-7	Pitmanarm	Drop arm			142 CH 52900–,	0480
										144 CH 89800–,	0500
										145 CH 9200–	0520
	–	1	–	–	680360-5	Pitmanarm	Drop arm				0540
	–	–	1	–		Pitmanarm	Drop arm			SE SIDA 12, 3-C17	0560
9	1	1	–	–	950390-5	Mutter	Nut				0580
10	1	–	–	–	675808-0	Mellanarm	Steering idler arm			142 CH–52899,	0600
										144 CH–89799,	0620
										145 CH–9199	0640
										SPEC UTF 5632	0660
	1	–	1	–	680408-2	Mellanarm	Steering idler arm			142 CH 52900–,	0680
										144 CH 89800–,	0700
										145 CH 9200–	0720
	–	1	–	–	675809-8	Mellanarm	Steering idler arm			142 CH–52899,	0740
										144 CH–89799,	0760
										145 CH–9199	
	–	1	–	–	680409-0	Mellanarm	Steering idler arm			142 CH 52900–,	0800
	–	–	–	–						144 CH 89800–,	0820
	–	–	–	–						145 CH 9200–	0840
11	1	1	1	–	671444-8	•Bussning	•Bushing				0860
12	1	1	1	–	960145-1	•Bricka	•Washer				0880
13	1	1	1	–	950356-6	•Mutter	•Nut				
14	1	1	1	–	955544-2	Skruv	Screw				0920
15	2	2	2	–	942338-5	Skruv	Screw				0940
16	3	3	3	–	192495-0	Bricka	Washer				0960
17	3	3	3	–	940097-9	Bricka	Washer				0980
18	3	3	3	–	950354-1	Mutter	Nut				1000
	–	–	–	–		Parallellstag	Tie rod			142 CH–52899	1020
										144 CH–89799	1040
										145 CH–9199	1060
										SPEC UTF 5632	1080
19	1	1	–	–	675293-5	•Parallellstag alt 1	•Tie rod alt 1				1100
	1	1	–	–	675959-1	•Parallellstag alt 2	•Tie rod alt 2			ERS AV 675293–5	1120
	–	–	–	–		••Det se sida 16, 3-C21	••Comps page 16, 3-C21				1140

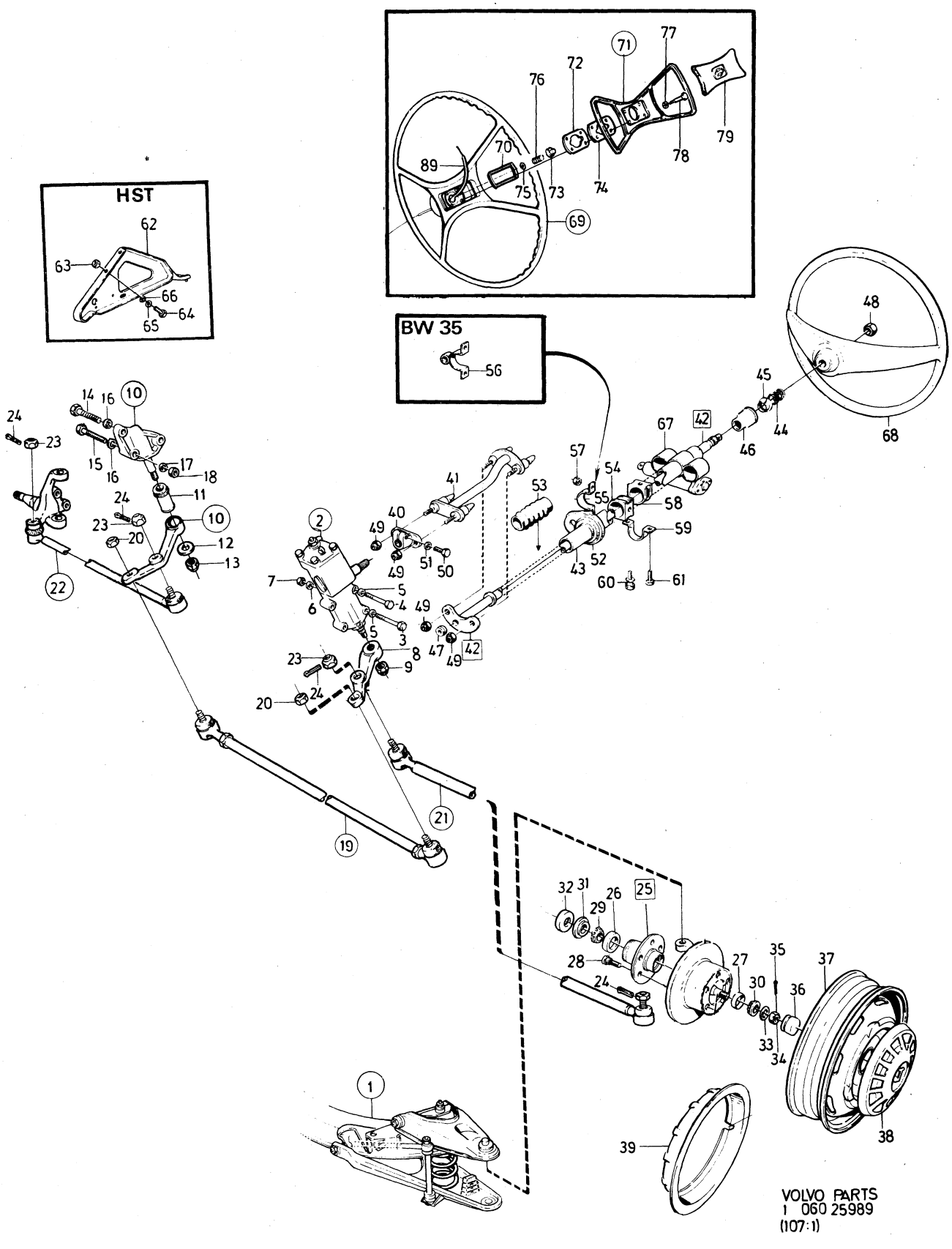
HST
BW 35
VOLVO PARTS
1 060 25989
(107:1)

Sida Page	Grupp Group	Framaxel, styrning, nav, hjul	Front axle, steering, hubs, wheels	Illustration	0050
6	6			25989 1979–11	

Pos. Fig.	Antal/Quantity VST US	HST US	VST MS		Artikel nr Part No	Benämning	Description	Sats Kit	B P S R	Anmärkning Notes	
	–	–	–	–		Parallellstag	Tie rod			142 CH 52900–	1160
										EXCL 263997–273794	1180
										144 CH 89800–	1200
										EXCL 277886–285379	1220
										145 CH 9200–	1240
										EXCL 114010–119150	1260
	1	1	1	–	678929-1	•Parallellstag alt 1	•Tie rod alt 1				1280
	1	1	1	–	678930-9	•Parallellstag alt 2	•Tie rod alt 2			ERS AV 678929–1	1300
	–	–	–	–		••Det se sida 16, 3-C21	••Comps page 16, 3-C21				1320
	–	–	–	–		Parallellstag	Tie rod			142 CH 263997–273794	1340
										144 CH 277886–285379	1360
										145 CH 114010–119150	1380
	1	1	1	–	1212049-9	•Parallellstag alt 3	•Tie rod alt 3			ERS AV 678929–1	1400
	–	–	–	–		••Det se sida 20, 3-D01	••Comps page 20, 3-D01				1420
20	2	2	2	–	950374-9	Mutter	Nut			ALT 1 3/8–24 UNF	1440
	2	2	2	–	950375-6	Mutter	Nut			ALT 2 7/16–20 UNF	1460
	–	–	–	–		Styrstag	Steering rod			142 CH–52899,	1480
										144 CH–89799,	1500
										145 CH–9199	1520
										SPEC UTF 5632	1540
21	1	1	–	–	675295-0	•Styrstag V, alt 1	•Steering rod L, alt 1				1560
	1	1	–	–	675954-2	•Styrstag V, alt 2	•Steering rod L, alt 2			ERS AV 675295–0	1580
	–	–	–	–		••Det se sida 16, 3-C21	••Comps page 16, 3-C21				1600
	–	–	–	–		Styrstag	Styrstag			142 CH 52900–	1620
										EXCL 263997–273794	1640
										144 CH 89800–	1660
										EXCL 277886–285379	1680
										145 CH 9200–	1700
										EXCL 114010–119150	1720
	1	1	1	–	1206231-1	•Styrstag V, alt 1	•Steering rod L, alt 1				1740
	1	1	1	–	678933-3	•Styrstag V, alt 2	•Steering rod L, alt 2			ERS AV 1206231–1	1760
	–	–	–	–		••Det se sida 16, 3-C21	••Comps page 16, 3-C21				1780
	–	–	–	–		Styrstag	Steering rod			142 CH 263997–273794	1800
										144 CH 277886–285379	1820
										145 CH 114010–119150	1840
	1	1	1	–	1212050-7	•Styrstag V, alt 3	•Steering rod L, alt 3			ERS AV 1206231–1	1860
	–	–	–	–		••Det se sida 20, 3-D01	••Comps page 20, 3-D01				1880
	–	–	–	–		Styrstag	Steering rod			142 CH–52899	1900
										144 CH–89799	1920
										145 CH–9199	1940
										SPEC UTF 5632	1960
22	1	1	1	–	675296-8	•Styrstag H, alt 1	•Steering rod R, alt 1				1980
	1	1	1	–	675955-9	•Styrstag H, alt 2	•Steering rod R, alt 2			ERS AV 675296–8	2000
	–	–	–	–		••Det se sida 16, 3-C21	••Comps page 16, 3-C21				2020
	–	–	–	–		Styrstag	Steering rod			142 CH 52900–	2040
										EXCL 263997–273794	2060
										144 CH 89800–	2080
										EXCL 277886–285379	2100
										145 CH 9200–	2120
										EXCL 114010–119150	2140
	1	1	1	–	678932-5	•Styrstag H, alt 1	•Steering rod R, alt 1				2160
	1	1	1	–	678934-1	•Styrstag H, alt 2	•Steering rod R, alt 2			ERS AV 678932–5	2180
	–	–	–	–		••Det se sida 16, 3-C21	••Comps page 16, 3-C21				2200
	–	–	–	–		Styrstag	Steering rod			142 CH 263997–273794	2220
										144 CH 277886–285379	2240
										145 CH 114010–119150	2260
	1	1	1	–	1212051-5	•Styrstag H, alt 3	•Steering rod R, alt 3			ERS AV 678932–5	2280
	–	–	–	–		••Det se sida 20, 3-D01	••Comps page 20, 3-D01				2300
23	4	4	4	–	190573-6	Mutter	Nut			ALT 1 M10	2320
	4	4	4	–	950374-9	Mutter	Nut			ALT 2 3/8–24 UNF	2340
	4	4	4	–	950375-6	Mutter	Nut			ALT 3 7/16–20 UNF	2360
24	4	4	4	–	907824-7	Saxpinne	Split pin				2380

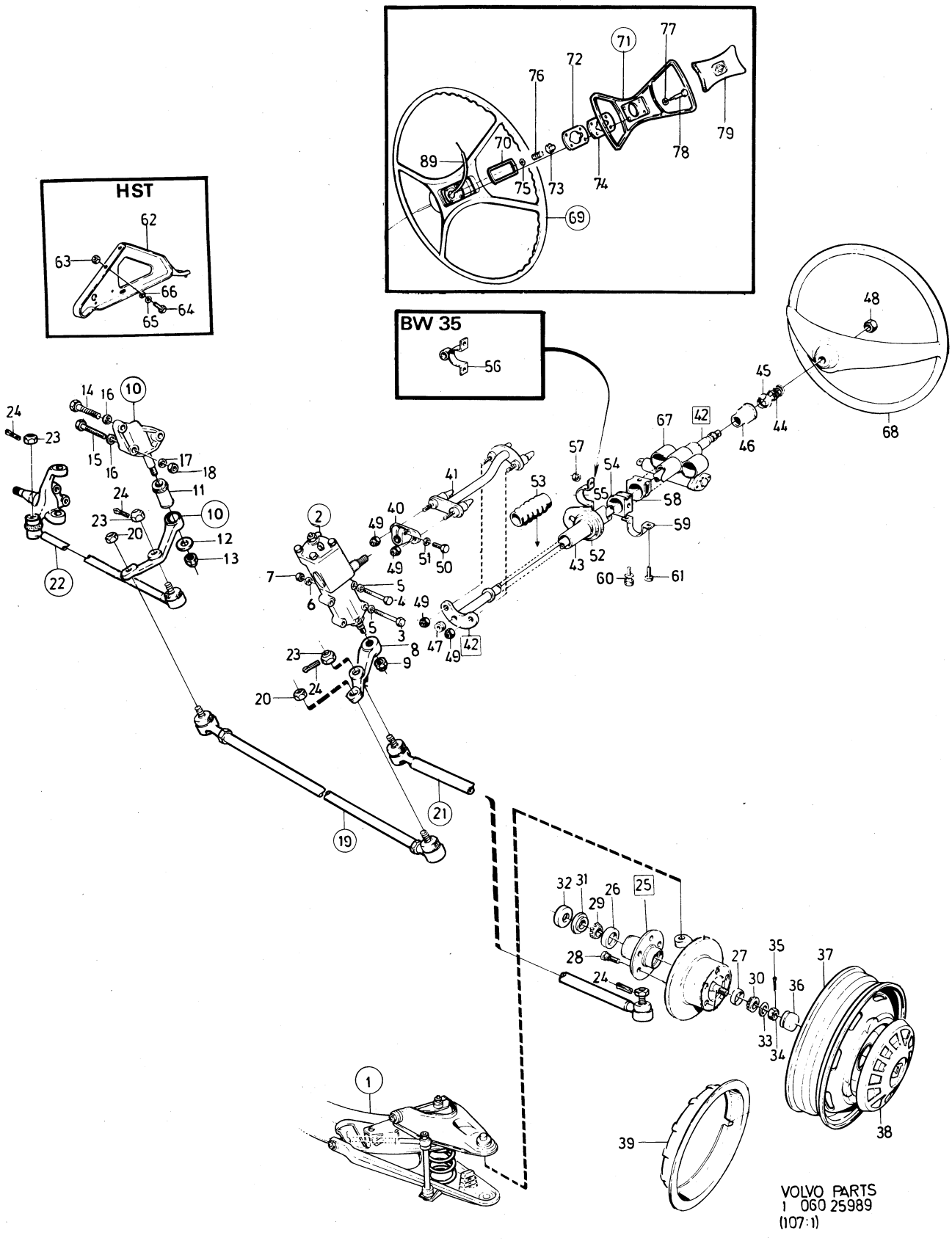
HST
BW 35
VOLVO PARTS
1 060 25989
(107:1)

Sida / Page	Grupp / Group	Framaxel, styrning, nav, hjul	Front axle, steering, hubs, wheels	Illustration	0050
8	6			25989 1979–11	

Pos. / Fig.	Antal/Quantity VST US	HST US	VST MS		Artikel nr / Part No	Benämning	Description	Sats / Kit	BPSR	Anmärkning / Notes	
25	2	2	2	–	677436-8	Nav	Hub				2400
26	2	2	2	–	181587-7	•Rullager, ytterring	•Roller bearing, cup	S			2420
27	2	2	2	–	181584-4	•Rullager, ytterring	•Roller bearing, cup	S			2440
28	10	10	10	–	676364-3	•Hjulbult, främre	•Wheel stud, front				2460
	–	–	–	–		Hjulbult, bakre	Wheel stud, rear			SE GRUPP 4	2480
29	2	2	2	–	181588-5	Rullager, innerring	Roller bearing, cone	S			2500
30	2	2	2	–	181585-1	Rullager, innerring	Roller bearing, cone	S			2520
31	2	2	2	–	944185-8	Tätningsring	Seal ring	S			2540
32	2	2	2	–	684731-3	Tätningsbricka	Seal washer	S			2560
33	2	2	2	–	941524-1	Bricka	Washer				2580
34	2	2	2	–	153042-7	Mutter	Nut				[illegible]
35	2	2	2	–	907849-4	Saxpinne	Split pin	S			[illegible]
36	2	2	2	–	675454-3	Fettkapsel	Grease cup				2640
37	–	–	–	–		Hjul	Wheel			SE SIDA 28, 3-D09	2660
38	–	–	–	–		Hjulkapsel	Wheel cap			SE SIDA 28, 3-D09	2680
39	–	–	–	–		Hjulring	Wheel ring			SE SIDA 28, 3-D09	2700
40	1	1	–	–	675761-1	Medbringare	Companion				2720
41	1	1	–	–	677035-8	Rattstång, nedre	Steering rod, lower				[illegible]
42	1	1	–	–	677136-4	Rattstång övre, kmpl	Steering rod upper,cpl			142 CH–52899	2760
										144 CH–89799	2780
										145 CH–9199	2800
	1	–	–	–	684570-5	Rattstång övre, kmpl	Steering rod upper,cpl			142 CH 52900–	2820
										144 CH 89800–	2840
										145 CH 9200–	2860
	–	1	–	–	684571-3	Rattstång övre, kmpl	Steering rod upper,cpl			142 CH 52900–	2880
										144 CH 89800–	2900
										145 CH 9200–	2920
43	1	1	–	–		•Rattrör	•Column tube		8		2940
44	1	1	–	–	85612-0	•Fjäder	•Spring				2960
45	1	1	–	–	85613-8	•Säte	•Seat				2980
46	1	1	–	–	85611-2	•Kullager	•Ball bearing				3000
47	1	1	–	–	677232-1	•Tätningsplugg	•Seal plug				3020
48	1	1	–	–	942270-0	•Mutter	•Nut				3040
	–	–	1	–		Rattstång	Steering rod			SE SIDA 12, 3-C17	3060
49	4	4	–	–	950353-3	Mutter	Nut				3080
50	1	1	–	–	943038-0	Skruv	Screw				3100
51	1	1	–	–	942336-9	Fjädrande bricka	Resilient washer				3120
52	1	1	–	–	676362-7	Tätning	Seal				[illegible]
53	1	1	–	–	680119-5	Tätning	Seal			BW 35, RV	[illegible]
54	1	1	–	–	676317-1	Gummibussning	Rubber bushing				3180
x 55	1	–	–	–	1206606-4	Klammer	Clamp			(683230)	3200
	–	1	–	–	683268-7	Klammer	Clamp			(679460)	3220
56	1	1	–	–	679744-3	Klammer	Clamp			BW 35	3240
57	2	2	–	–	950353-3	Mutter	Nut				3260
58	1	1	–	–	676317-1	Gummibussning	Rubber bushing				[illegible]
x 59	1	1	–	–	1206606-4	Klammer	Clamp			(683230) 142 CH–87237,	[illegible]
										144 CH–118704,	3320
										145 CH–21611	3340
	1	1	–	–	683232-3	Klammer	Clamp			142 CH 87238–,	3360
										144 CH 118705–,	3380
										145 CH 21612–	3400
60	ERF	ERF	–	–	682898-2	Skruv	Screw				3420
61	ERF	ERF	–	–	955523-6	Skruv	Screw				3440
62	–	1	–	–	680638-4	Stöd	Support				3460
63	–	2	–	–	942227-0	Mutter	Nut				3480
64	–	2	–	–	955523-6	Skruv	Screw				3500
65	–	2	–	–	955894-1	Bricka	Washer				3520
66	–	2	–	–	955921-2	Fjäderbricka	Spring washer				3540
67	1	1	1	–		Rattlås	Steering column lock			SE GRUPP 3	3560
68	1	1	–	–	676232-2	Ratt	Steering wheel			144 CH–7113 ERS AV	3580
										679705–4, 679756–7	3600

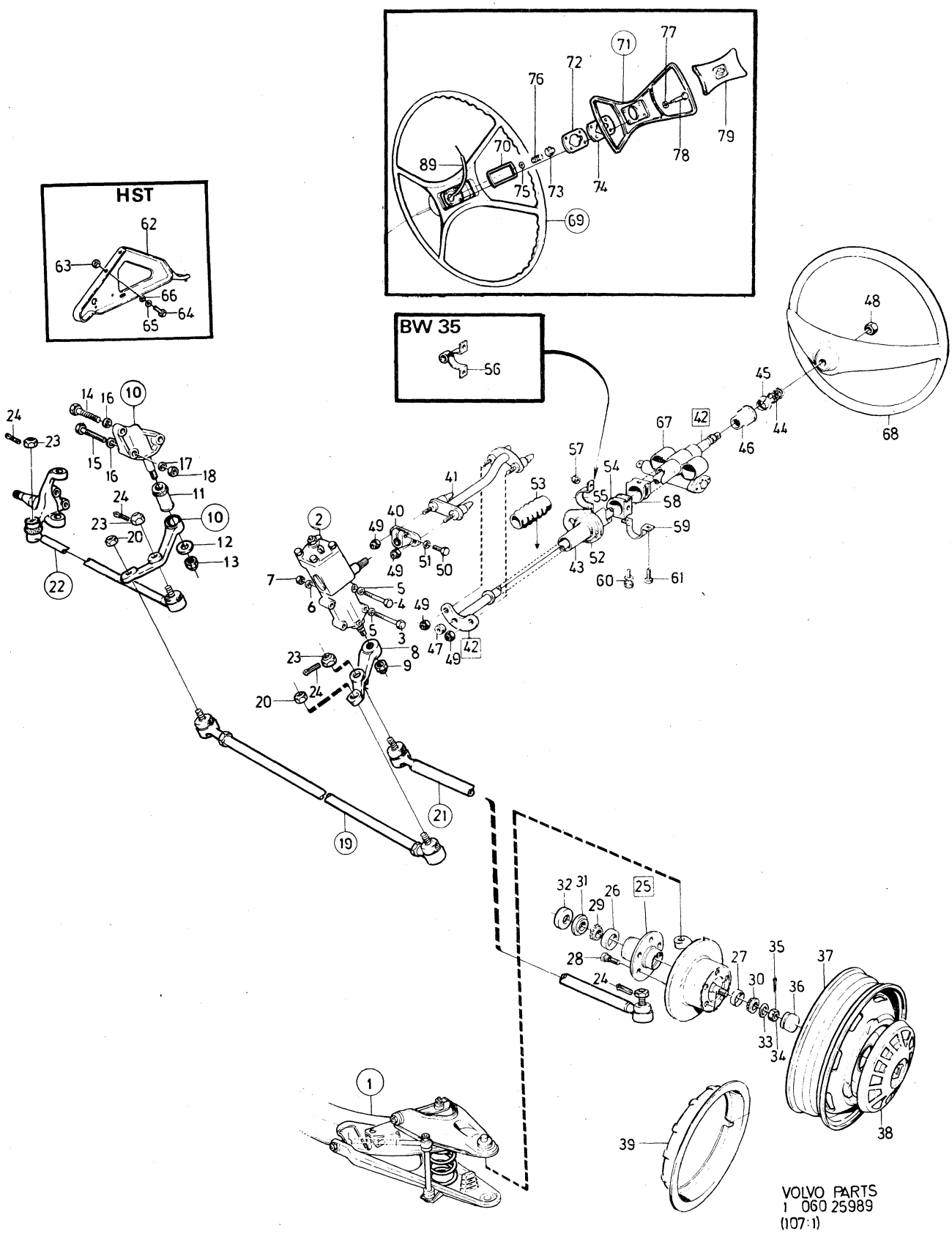
HST
BW 35
VOLVO PARTS
1 060 25989
(107:1)

Sida Page	Grupp Group	Framaxel, styrning, nav, hjul	Front axle, steering, hubs, wheels	Illustration	0050
10	6			25989 1979–11	

Pos. Fig.	Antal/Quantity VST US	HST US	VST MS		Artikel nr Part No	Benämning	Description	Sats Kit	B P S R	Anmärkning Notes	
	1	1	1	–	679705-4	Ratt	Steering wheel			142 CH–249929	3620
										144 CH 7114–263069	3640
										145 CH–103379	3660
										INCL SPEC UTF 5420	3680
	1	1	1	–	282670-9	Ratt	Steering wheel			GT	3700
69	1	1	1	–	1210248-9	Ratt	Steering wheel			142 CH 249930–,	3720
										144 CH 263070–,	3740
										145 CH 103380–	3760
										EXCL SPEC UTF 5420	3780
70	1	1	1	–	673530-2	•Kontaktring	•Contact ring				3800
71	1	1	1	–	673531-0	•Signalring	•Horn ring				20
72	1	1	1	–	673533-6	••Kontaktbricka	••Contact washer				3840
73	4	4	4	–	673521-1	••Isolerbussning	••Insulating bushing				3860
74	1	1	1	–	673534-4	••Isolerbricka	••Insulating washer				3880
75	4	4	4	–	673524-5	••Taggbricka	••Tag washer				3900
76	4	4	4	–	673523-7	••Tryckfjäder	••Thrust spring				3920
77	4	4	4	–	673520-3	••Bricka	••Washer				10
78	4	4	4	–	673519-5	••Ansatsskruv	••Stop screw				3960
79	1	1	1	–	1210382-6	Stötskydd	Shock guard				3980
80	ERF	ERF	ERF	–		Signalledning	Horn cable			SE GRUPP 3	4000
	2	2	2	–	273161-0	Framhjulslagersats	Front wheel bearing kit				4020

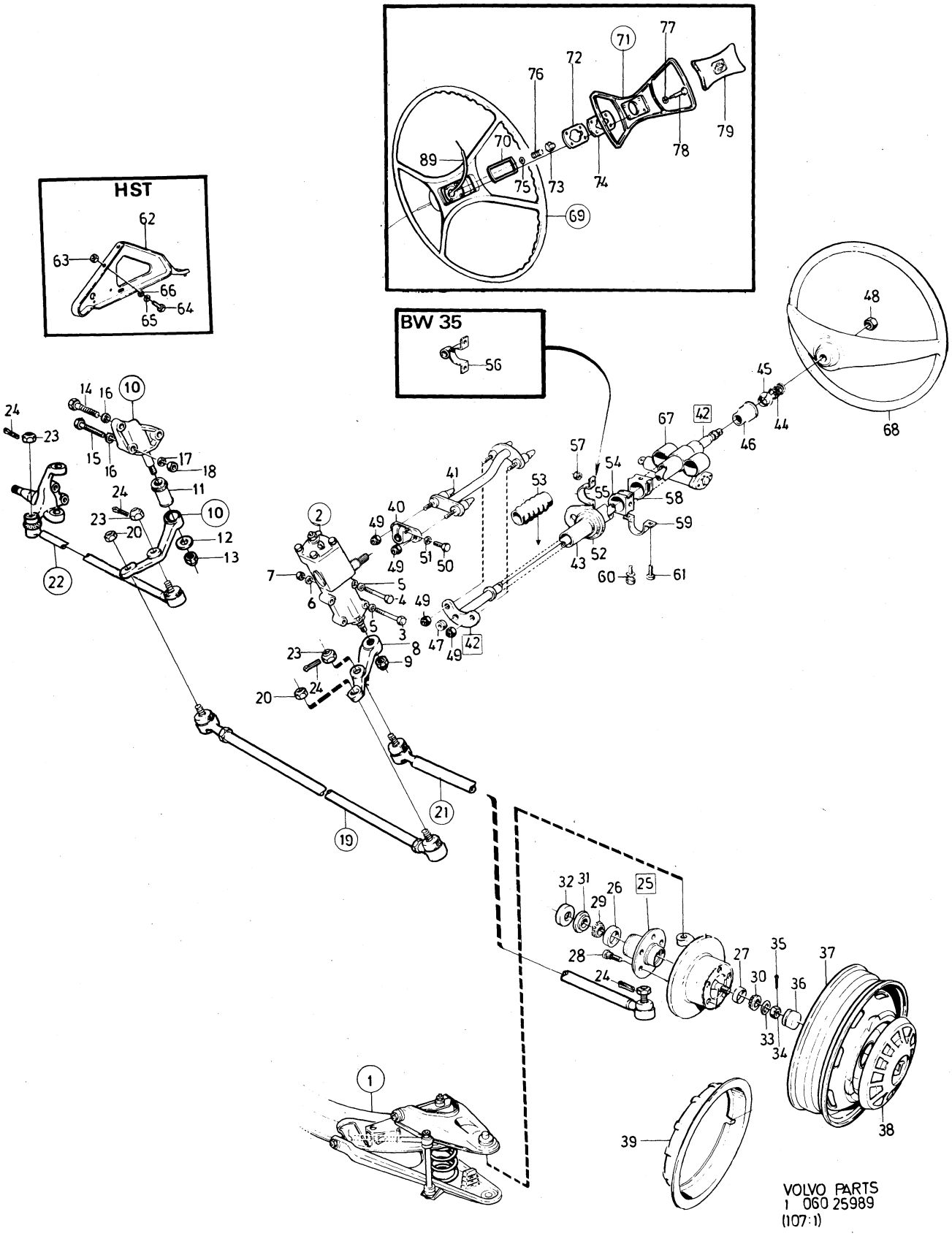
HST
BW 35
VOLVO PARTS
1 060 25989
(107:1)

Sida Page	Grupp Group	Styrinrättning MS spec utf 1594, 1656	Steering gear MS spec utf 1594, 1656	Illustration	0100
14	6			9355 1979–11	

	Pos. Fig.	Antal/Quantity				Artikel nr Part No	Benämning	Description	Sats Kit	B P S R	Anmärkning Notes	
	61	1	–	–	–	943183-4	Nippel	Nipple				1280
	62	1	–	–	–	956969-0	Skärring	Ferrule				1300
	63	1	–	–	–	942766-7	Mutter	Nut				1320
	64	185	–	–	–	19794-7	Stålrör	Steel piping				1340
x	65	2	–	–	–	943471-3	Klammer	Clamp			(951787)	1360
x	66	1	–	–	–	947908-0	Gummislang	Rubber hose				1380

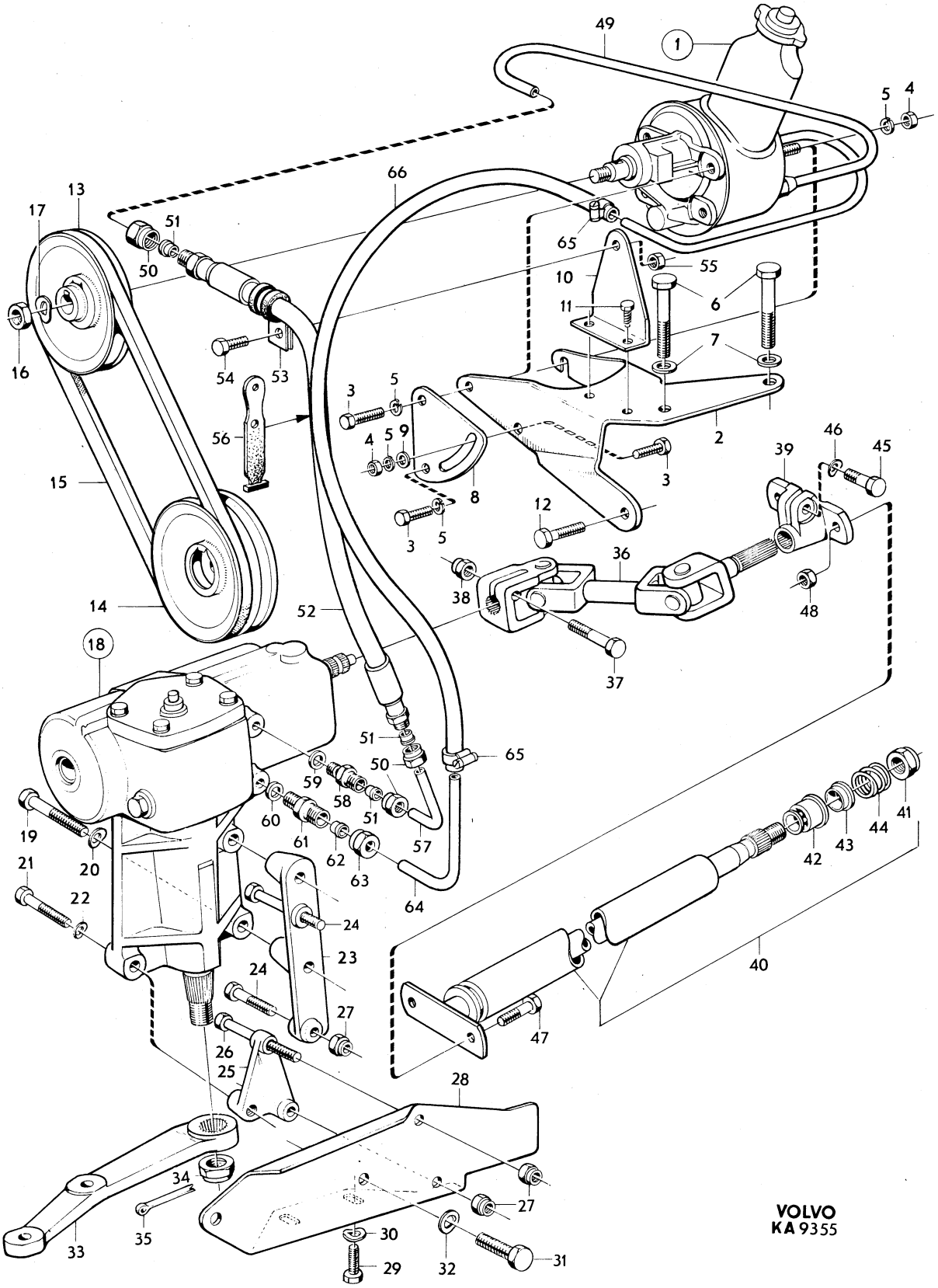
VOLVO
KA 9355

Sida / Page 16 | Grupp / Group 6 | Parallellstag, styrstag / Tie rod, steering rod | Illustration 6617 1979–11 | 0150

Pos. Fig.	Antal/Quantity 675 293	678 929	675 959	678 930	Artikel nr Part No	Benämning	Description	Sats Kit	BPSR	Anmärkning Notes	
1	1	–	–	–	675293-5	Parallellstag alt 1	Tie rod alt 1				0020
	–	1	–	–	678929-1	Parallellstag alt 1	Tie rod alt 1				0040
2	1	1	–	–	675294-3	•Rör	•Tube				0060
3	1	–	–	–	677111-7	•Kulled, v–gängad	•End, lh–thread				0080
	1	–	–	–	677112-5	•Kulled, h–gängad	•End, rh–thread				0100
	–	1	–	–	679290-7	•Kulled, v–gängad	•End, lh–thread				0120
	–	1	–	–	679291-5	•Kulled, h–gängad	•End, rh–thread				0140
4	2	2	–	–	670877-0	••Gummikåpa	••Rubber casing		8		0160
5	2	2	–	–	670420-9	••Låsring	••Circlip				0180
6	2	2	–	–	672785-3	••Spännring	••Tensioner ring				0200
7	1	1	–	–	661288-1	•Mutter, v–gängad	•Nut, lh–thread				[illegible]
	1	1	–	–	661289-9	•Mutter, h–gängad	•Nut, rh–thread				[illegible]
8	–	–	1	–	675959-1	Paralellstag alt 2	Tie rod alt 2			ERS AV 675293–5	0260
	–	–	–	1	678930-9	Paralellstag alt 2	Tie rod alt 2			ERS AV 678929–1	0280
9	–	–	1	1	675960-9	•Stång	•Rod			142 CH–154020,	0300
										144 CH–173281,	0320
										145 CH–49461	[illegible]
	–	–	1	1	686254-4	•Stång	•Rod			142 CH 154021–,	[illegible]
										144 CH 173282–,	0380
										145 CH 49462–	0400
10	–	–	1	–	677107-5	•Kulled, v–gängad	•End, lh–thread				0420
	–	–	1	–	677108-3	•Kulled, h–gängad	•End, rh–thread				0440
	–	–	–	1	679292-3	•Kulled, v–gängad	•End, lh–thread			142 CH 52900–154020	0460
										144 CH 89800–173281	0480
										145 CH 9200–49461	0500
x	–	–	–	1	1206581-9	•Kulled, v–gängad	•End, lh–thread			(684854)	0520
										142 CH 154021–,	0540
										144 CH 173282–,	0560
										145 CH 49462–	0580
	–	–	–	1	679293-1	•Kulled, h–gängad	•End, rh–thread			142 CH 52900–154020	0600
										144 CH 89800–173281	0620
										145 CH 9200–49461	0640
x	–	–	–	1	1206582-7	•Kulled, h–gängad	•End, rh–thread			(684855)	0660
										142 CH 154021–,	0680
										144 CH 173282–,	0700
										145 CH 49462–	0720
11	–	–	2	–	661942-3	••Gummikåpa	••Rubber casing		8		0740
	–	–	–	2	680070-0	••Gummikåpa	••Rubber casing		8		[illegible]
12	–	–	2	2	680071-8	••Fjäderring	••Clamping ring				[illegible]
13	–	–	1	1	190679-1	•Mutter, v–gängad	•Nut, lh–thread			ALT 1 5/8–18 UNF	0800
	–	–	1	1	688748-3	•Mutter, v–gängad	•Nut, lh–thread			ALT 2 9/16–18 UNF	0820
	–	–	1	1	940152-2	•Mutter, h–gängad	•Nut, rh–thread			ALT 1 5/8–18 UNF	0840
	–	–	1	1	955859-4	•Mutter, h–gängad	•Nut, rh–thread			ALT 2 9/16–18 UNF	0860
											0880
											[illegible]
	675	1206	675	678							0920
	295	231	296	932							0940
14	1	–	–	–	675295-0	Styrstag, V	Steering rod, L			ALT 1	0960
	–	1	–	–	1206231-1	Styrstag, V	Steering rod, L			ALT 1 (678931)	0980
	–	–	1	–	675296-8	Styrstag, H	Steering rod, R			ALT 1	1000
	–	–	–	1	678932-5	Styrstag, H	Steering rod, R			ALT 1	1020
15	2	2	2	2	670877-0	•Gummikåpa	•Rubber casing		8		1040
16	2	2	2	2	670420-9	•Låsring	•Circlip				1060
17	2	2	2	2	672785-3	•Spännring	•Tensioner ring				1080
											1100
											1120
	675	678	675	678							1140
	954	933	955	934							1160
18	1	–	–	–	675954-2	Styrstag, V	Steering rod, L			ALT 2 ERS AV 675295–0	1180
	–	1	–	–	678933-3	Styrstag, V	Steering rod, L			ALT 2 ERS AV 1206231–1	1200
	–	–	1	–	675955-9	Styrstag, H	Steering rod, R			ALT 2 ERS AV 675296–8	1220
	–	–	–	1	678934-1	Styrstag, H	Steering rod, R			ALT 2 ERS AV 678932–5	1240
19	2	–	2	–	661942-3	•Gummikåpa	•Rubber casing		8		1260

ALT 1

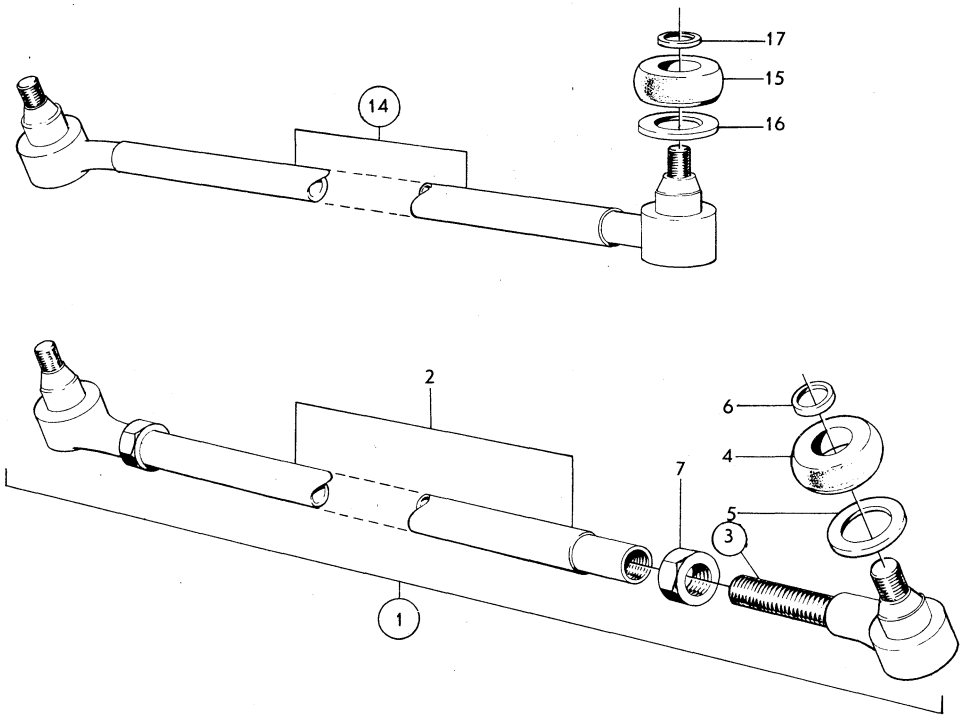

ALT 2

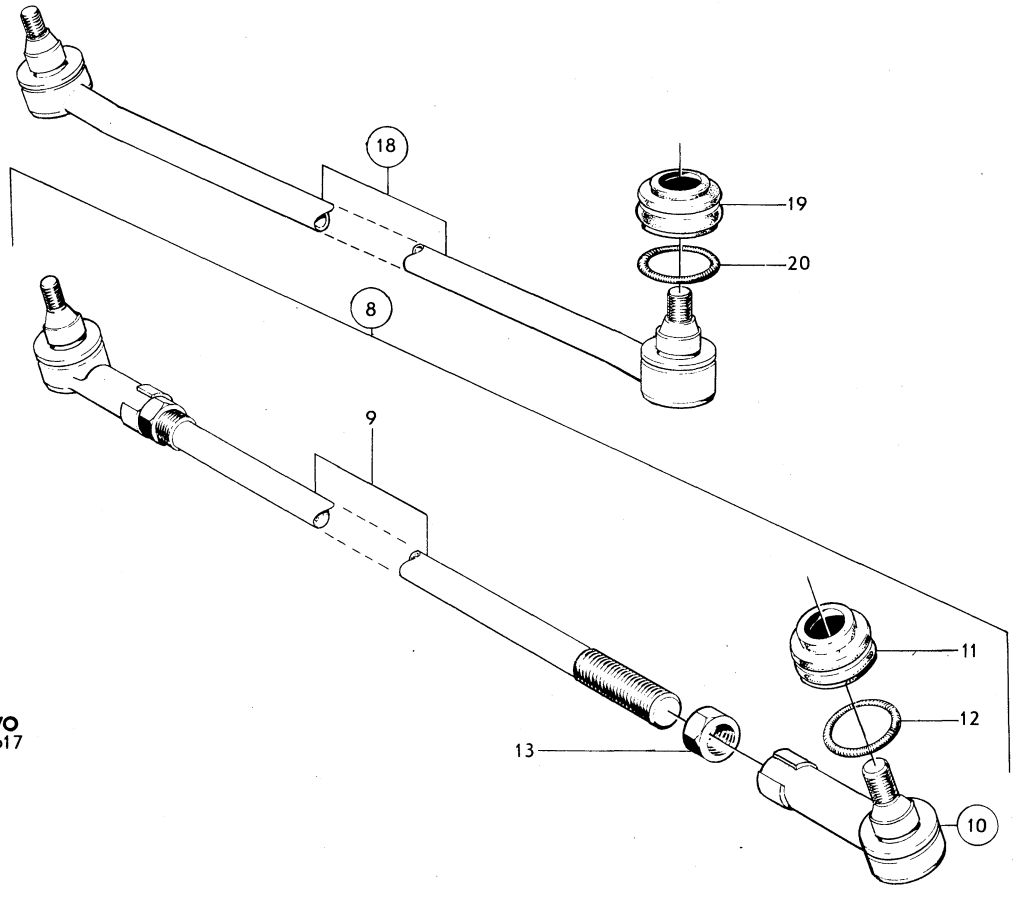

VOLVO
KA 6617

Sida Page	Grupp Group	Parallellstag, styrstag	Tie rod, steering rod	Illustration	0150
18	6			6617 1979–11	

Pos. Fig.	Antal/Quantity 675 954	678 933	675 955	678 934	Artikel nr Part No	Benämning	Description	Sats Kit	B P S R	Anmärkning Notes	
	–	2	–	2	680070-0	•Gummikåpa	•Rubber casing		8		1280
20	2	2	2	2	680071-8	•Fjäderring	•Clamping ring				1300

ALT 1

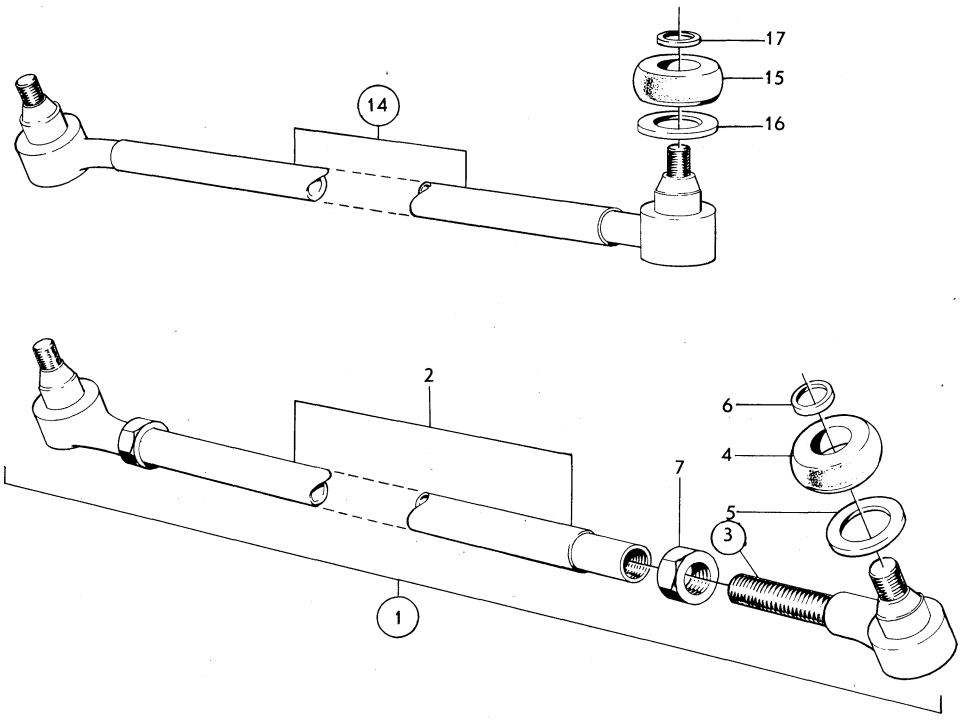

ALT 2

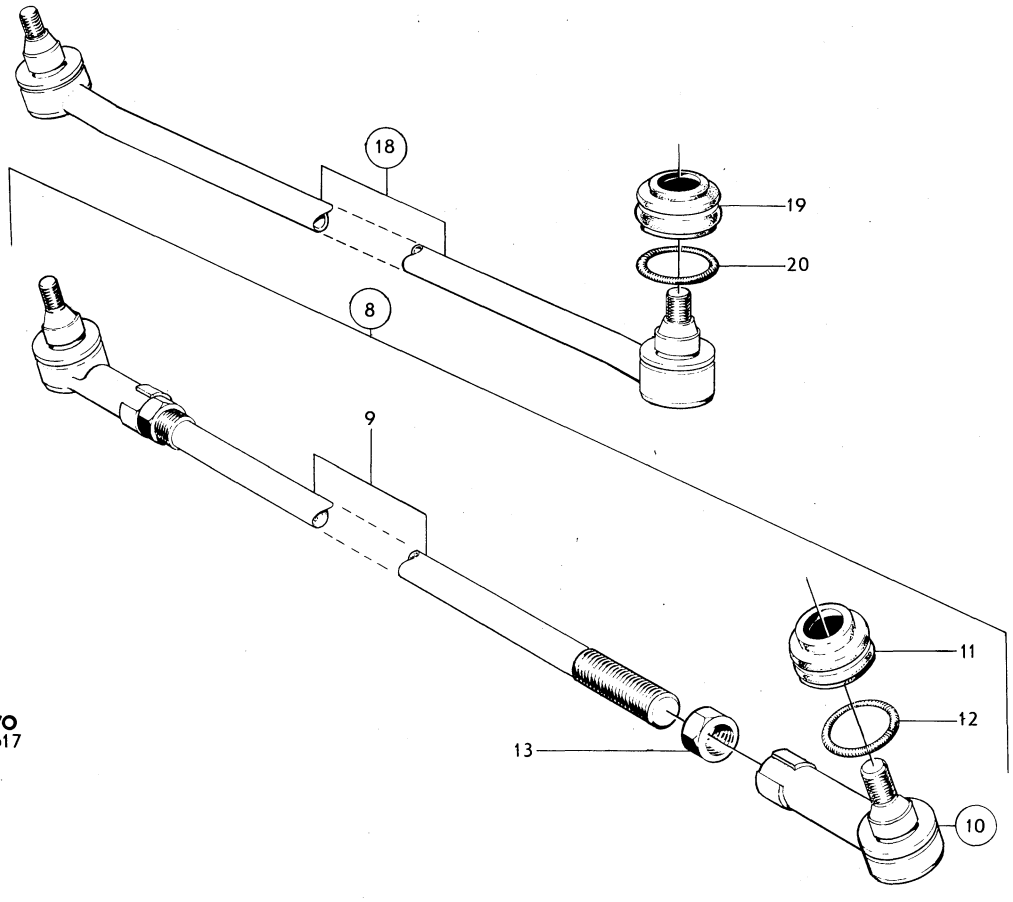

VOLVO
KA 6617

Sida Page	Grupp Group	Parallellstag, styrstag	Tie rod, steering rod	Illustration	0200
20	6			10784 1979–11	

Pos. Fig.	Antal/Quantity 1212 049	1212 050	1212 051		Artikel nr Part No	Benämning	Description	Sats Kit	BPSR	Anmärkning Notes	
1	1	–	–	–	1212049-9	Parallellstag	Tie rod			ALT 3 ERS AV 678929–1	0020
2	1	–	–	–		•Rör	•Tube		8		0040
3	1	–	–	–	1212097-8	•Kulled, v–gängad	•End, lh–thread				0060
	1	–	–	–	1212098-6	•Kulled, h–gängad	•End, rh–thread				0080
4	2	–	–	–	1212100-0	••Gummikåpa	••Rubber casing				0100
5	2	–	–	–	1212101-8	••Låsring	••Circlip				0120
6	2	–	–	–	1212102-6	••Spännring	••Tensioner ring				0140
7	1	–	–	–	661288-1	•Mutter, v–gängad	•Nut, lh–thread			M 14–1,5	0160
	1	–	–	–	661289-9	•Mutter, h–gängad	•Nut, rh–thread			M 14–1,5	0180
8	–	1	–	–	1212050-7	Styrstag, V	Steering rod, L			ERS AV 1206231–1	0200
	–	–	1	–	1212051-5	Styrstag, H	Steering rod, R			ERS AV 678932–5	0220
9	–	2	2	–	1212100-0	•Gummikåpa	•Rubber casing				0240
10	–	2	2	–	1212101-8	•Låsring	•Circlip				0260
11	–	2	2	–	1212102-6	•Spännring	•Tensioner ring				0280

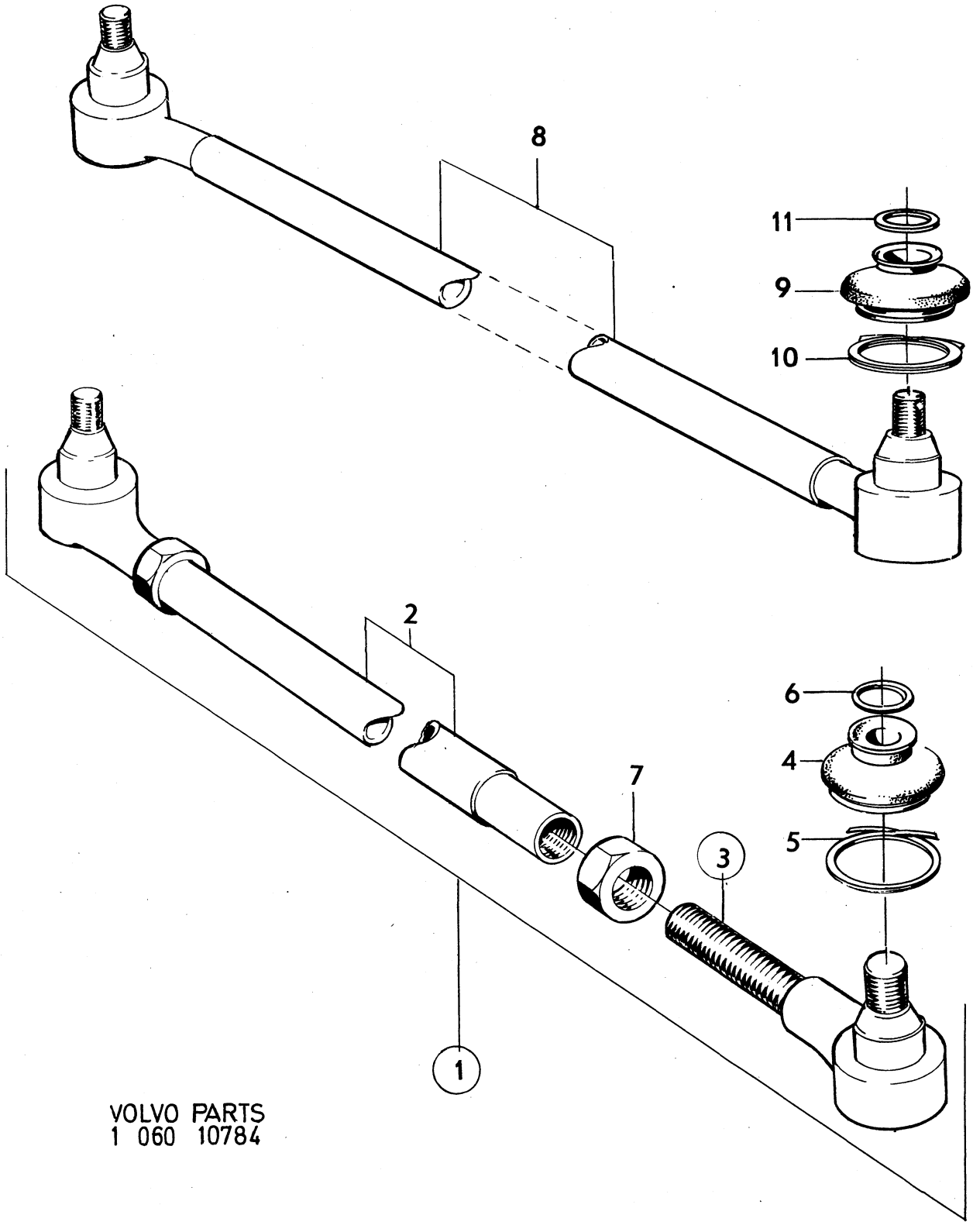

VOLVO PARTS
1 060 10784

Sida / Page 22 | Grupp / Group 6 | Framaxel / Front axle | Illustration 8955 1979–11 | 0250

Pos. Fig.	Antal/Quantity				Artikel nr Part No	Benämning	Description	Sats Kit	BPSR	Anmärkning Notes	
1	1	–	–	–	679185-9	Framaxel	Front axle				0020
2	4	–	–	–	955898-2	Bricka	Washer				0040
3	4	–	–	–	943505-8	Skruv	Screw				0060
4	2	–	–	–	941841-9	Skruv	Screw			ALT 1 5/16–18	0080
	2	–	–	–	943666-8	Skruv	Screw			ALT 2 3/8–16	0100
5	2	–	–	–	955826-3	Mutter	Nut			5/16–18	0120
	2	–	–	–	955827-1	Mutter	Nut			3/8–16	0140
6	2	–	–	–	83107-3	Gummibuffert	Rubber cushion				0160
7	1	–	–	–	684765-1	Länkarm, V	Wishbone, L			1)	0180
	1	–	–	–	684766-9	Länkarm, H	Wishbone, R			1)	0200
	1	–	–	–	684767-7	Länkarm, V	Wishbone, L			2)	[illegible]
	1	–	–	–	684768-5	Länkarm, H	Wishbone, R			2)	[illegible]
	–	–	–	–		•Det se sida 30, 3-D11	•Comps page 30, 3-D11				0260
8	2	–	–	–	950377-2	Mutter	Nut				0280
9	2	–	–	–	683266-1	Distansring	Spacer ring				0300
10	2	–	–	–	941790-8	Skruv	Bolt			L 324	0320
	2	–	–	–	943659-3	Skruv	Bolt			L 342	[illegible]
11	4	–	–	–	667791-8	Bricka	Washer			142 CH–112256	[illegible]
										EXCL 101117	0380
										144 CH–138379	0400
										145 CH 30706	0420
	4	–	–	–	683264-6	Bricka	Washer			142 CH 112257–	0440
										INCL 101117	0460
										144 CH 138380–	0480
										144 VENV CH 126488–	0500
										145 CH 30707–	0520
12	2	–	–	–	683760-3	Gummiring	Rubber ring			1) 142 CH 112257–	0540
										INCL 101117	0560
										144 CH 138380–	0580
										145 CH 30707–	0600
	2	–	–	–	683263-8	Gummiring	Rubber ring			2) 142 CH 112257–	0620
										144 CH 138380–	0640
										144 VENV CH 126488–	0660
										145 CH 30707–	0680
										SPEC UTF 1582,1589,159	0700
13	2	–	–	–	667792-6	Bricka	Washer			142 CH–112256	0720
										EXCL 101117	0740
										144 CH–138379	[illegible]
										145 CH–30706	[illegible]
	2	–	–	–	683265-3	Bricka	Washer			142 CH 112257–	0800
										INCL 101117	0820
										144 CH 138380–	0840
										144 VENV 126488–	0860
										145 CH 30707–	0880
14	2	–	–	–	950377-2	Mutter	Nut				[illegible]
x	2	–	–	–	273354-1	Stötdämparsats	Shock absorber kit				0920
x	2	–	–	–	273348-3	Stötdämparsats	Shock absorber kit				0940
	2	–	–	–	282697-2	Stötdämparsats	Shock absorber kit			GT.	0960
15	2	–	–	–		•Stötdämpare för sats 273354	•Shock absorber for kit 273354			MÄRKT 688252	0980 1000
	2	–	–	–		•Stötdämpare för sats 273348	•Shock absorber for kit 273348			MÄRKT 681762	1020 1040
	2	–	–	–		•Stötdämpare för sats 282697	•Shock absorber for kit 282697			MÄRKT 1210303	1060 1080
	2	–	–	–	273153-7	•Monteringssats	•Installation kit				1100
16	4	–	–	–	675274-5	••Bricka	••Washer	S			1120
17	4	–	–	–	675247-1	••Gummibussning	••Rubber bushing	S			1140
18	2	–	–	–	677057-2	••Distansrör	••Spacer tube	S			1160

1. För vagnar med diagonaldäck. For cars with diagonal tyres. Pour véhicules à pneus à sculptures diagonales. Für Wagen mit Diagonalreifen. Para vehículos con neumáticos diagonales.
2. För vagnar med radialdäck. For cars with radial tyres. Pour véhicules à pneus à sculptures radiales. Für Wagen mit Gurtelreifen. Para vehículos con neumáticos radiales.

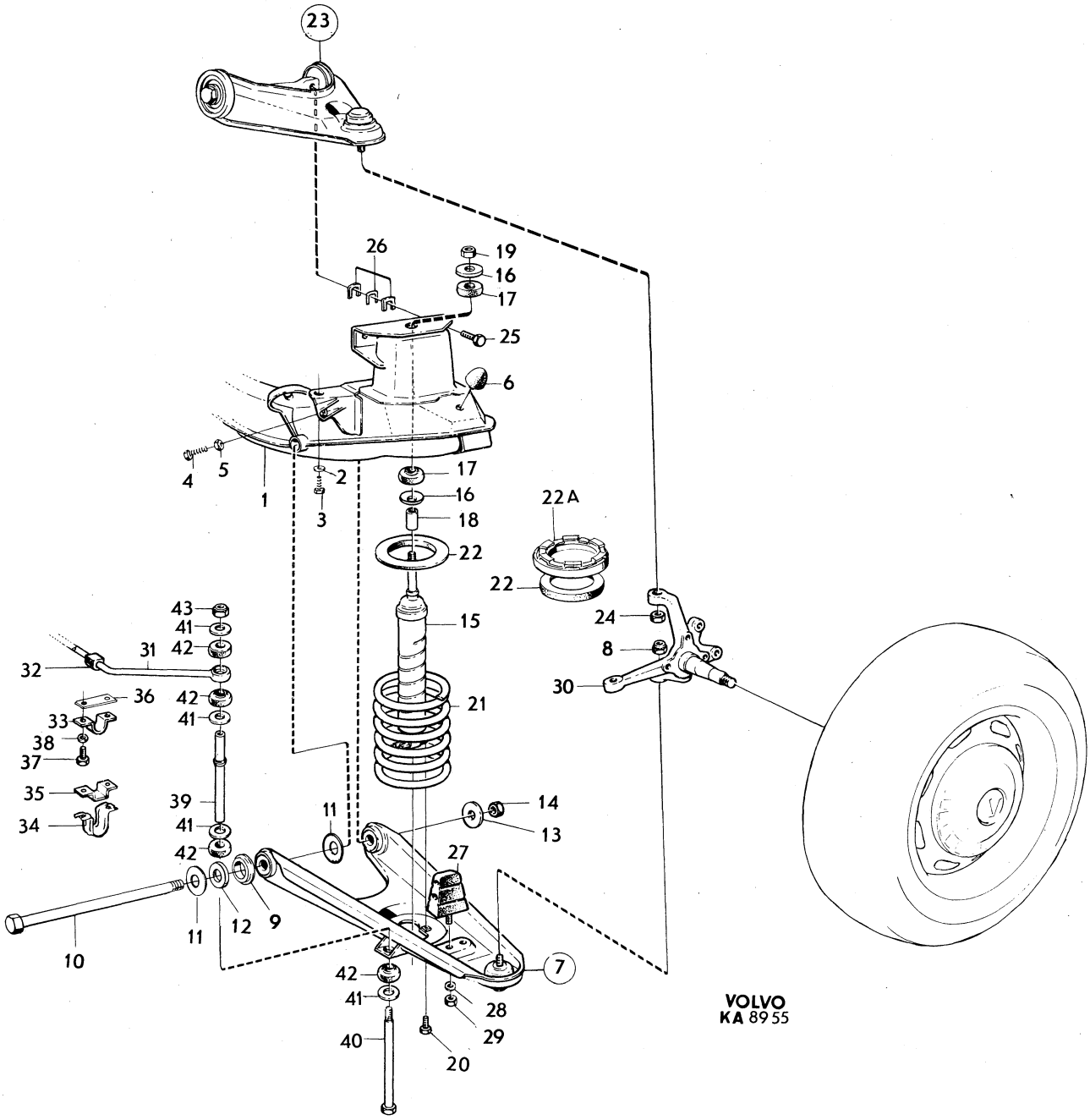
23
26
19
16
17
25
6
4
5
1
2
3
17
16
18
22
22A
22
15
21
43
41
42
31
32
36
42
41
33
38
37
35
34
39
41
42
11
14
13
27
11
12
9
10
42
41
7
28
29
40
20
24
8
30
VOLVO
KA 8955

Sida / Page 24 | Grupp / Group 6 | Framaxel / Front axle | Illustration 8955 1979–11 | 0250

Pos. Fig.	Antal/Quantity				Artikel nr Part No	Benämning	Description	Sats Kit	B P S R	Anmärkning Notes	
19	2	–	–	–	955848-7	••Mutter	••Nut	S			1180
20	4	–	–	–	942402-9	••Skruv	••Screw	S			1200
21	2	–	–	–	675046-7	Fjäder	Spring			142 CH–234722	1220
										EXCL 229918–233532	1240
										144 CH–245596	1260
										EXCL 239740–244150	1280
										145 CH–90439	1300
										EXCL 87412–89749	1320
	2	–	–	–	687450-7	Fjäder	Spring			142 CH 234723–	1340
										INCL 229918–233532	1360
										144 CH 245597–	1380
										INCL 239740–244150	1400
										145 CH 90440–	1420
										INCL 87412–89749	1440
22	2	–	–	–	675079-8	Gummimellanlägg	Rubber spacer			142, 144.	1460
										145 CH–64530	1480
										EXCL 64093–64172	1500
	1	–	–	–	675079-8	Gummimellanlägg, H	Rubber spacer, R			145 CH 64531–	1520
	–	–	–	–						INCL 64093–64172	1540
	1	–	–	–	687461-4	Gummimellanlägg, V	Rubber spacer, L			145 CH 64531–	1560
										INCL 64093–64172	1580
x 22a	1	–	–	–	1206723-7	Distanselement, V	Spacer member, L			145 CH 64531–	1600
										INCL 64093–64172	1620
										(687458)	1640
23	2	–	–	–	688020-7	Länkarm	Wishbone			142 CH–96746	1660
										EXCL 94749–94918,	1680
										95206–96137	1700
										144 CH–124022	1720
										EXCL 123591–123786	1740
										145 CH–23884	1760
										EXCL 23689–23728	1780
	2	–	–	–	688021-5	Länkarm	Wishbone			142 CH 96747–	1800
										INCL 94749–94918,	1820
										95206–96137	1840
										144 CH 124023–	1860
										INCL 123591–123786	1880
										145 CH 23885–	1900
										INCL 23689–23728	1920
	–	–	–	–		•Det se sida 32, 3-D13	•Comps page 32, 3-D13				
24	2	–	–	–	950375-6	Mutter	Nut			ALT 1 7/6 UNF	1960
	–	–	–	–	950376-4	Mutter	Nut			ALT 2 1/2 UNF	1980
x 25	4	–	–	–	947618-5	Skruv	Screw			(679173)	2000
26	–	–	–	–		Justermellanlägg	Shim				2020
	ERF	–	–	–	654107-2	•Tj 0,15	•Th 0.15				2040
	ERF	–	–	–	654106-4	•Tj 0,50	•Th 0.50				2060
	ERF	–	–	–	654105-6	•Tj 1,00	•Th 1.00				2080
	ERF	–	–	–	658769-5	•Tj 3,00	•Th 3.00				2100
	ERF	–	–	–	658770-3	•Tj 6,00	•Th 6.00				2120
27	2	–	–	–	675253-9	Gummibuffert	Rubber cushion				2140
28	2	–	–	–	941907-8	Låsbricka	Lock washer				2160
29	2	–	–	–	955826-3	Mutter	Nut				2180
30	1	–	–	–	675088-9	Spindel, V	Steering knuckle, L			142 CH–52899,	2200
										144 CH–89799,	2220
										145 CH–9199,	2240
										SPEC UTF 5632	2260
	1	–	–	–	679228-7	Spindel, V	Steering knuckle, L			142 CH 52900–96746	2280
										EXCL 94749–94918,	2300
										95206–96137	2320
										144 CH 89800–124022	2340
										EXCL 123591–123786	2360
										145 CH 9200–23884	2380
										EXCL 23689–23728	2400
										ERS AV 682368, 686398	2420

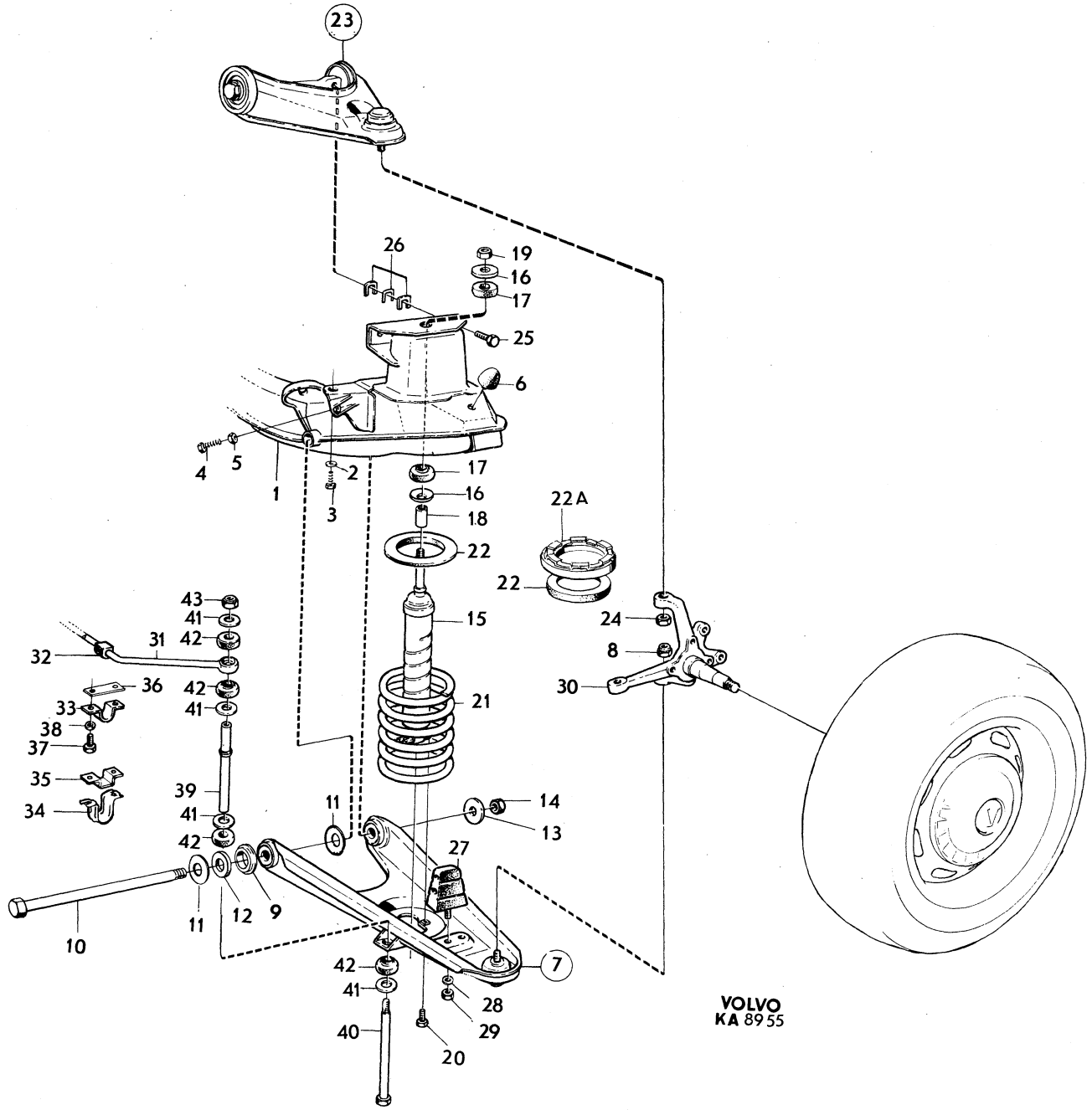
23
26
19
16
17
25
6
4
5
1
2
3
17
16
18
22
22A
22
15
24
8
30
43
41
42
31
32
36
42
41
33
38
37
35
34
21
39
41
42
11
14
13
27
10
11
12
9
7
42
41
28
29
40
20
VOLVO
KA 8955

Sida / Page 26 | Grupp / Group 6 | Framaxel / Front axle | Illustration 8955 1979–11 | 0250

Pos. Fig.	Antal/Quantity				Artikel nr Part No	Benämning	Description	Sats Kit	B P S R	Anmärkning Notes	
	1	–	–	–	682368-6	Spindel, V	Steering knuckle, L			142 CH 96747–	2440
										INCL 94749–94918,	2460
										95206–96137	2480
										144 CH 124023–	2500
										INCL 123591–123786	2520
										145 CH 23885–	2540
										INCL 23689–23728	2560
	1	–	–	–	675089-7	Spindel, H	Steering knuckle, R			142 CH–52899	2580
										144 CH–89799	2600
										145 CH–9199	2620
										SPEC UTF 5632	2640
	1	–	–	–	679229-5	Spindel, H	Steering knuckle, R			142 CH 52900–96746	2660
										EXCL 94749–94918,	2680
										95206–96137	2700
										144 CH 89800–124022	2720
										EXCL 123591–123786	2740
										145 CH 9200–23884	2760
										EXCL 23689–23728	2780
										ERS AV 682369, 686398	2800
	1	–	–	–	682369-4	Spindel, H	Steering knuckle, R			142 CH 96747–	2820
										INCL 94749–94918,	2840
										95206–96137	2860
										144 CH 124023–	2880
										INCL 123591–123786	2900
										145 CH 23885–	2920
										INCL 23689–23728	2940
31	1	–	–	–	675099-6	Krängningshämmare	Anti–roll bar			142 CH–178959	2960
										144 CH–194139	2980
										145 CH–61599	3000
	1	–	–	–	688225-2	Krängningshämmare	Anti–roll bar			142 CH 178960–	3020
										144 CH 194140–	3040
										145 NT CH 61600–	3060
										145 HT CH 61600–105017	3080
	1	–	–	–	1210292-7	Krängningshämmare	Anti–roll bar			145 HT CH 105018–	3100
32	2	–	–	–	663131-1	Gummibussning	Rubber bushing			142, 144, 145 NT.	3120
										145 HT CH–105017	3140
	2	–	–	–	1210302-4	Gummibussning	Rubber bushing			145 HT CH 105018–	3160
33	2	–	–	–	663130-3	Klammer	Clamp			142 CH–178959	3180
										144 CH–194139	3200
										145 CH–61599	3220
x 34	2	–	–	–	1206010-9	Klammer	Clamp			(687344)	3240
										142 CH 178960–	3260
										144 CH 194140–	3280
										145 CH 61600–	3300
35	2	–	–	–	1206009-1	Bygel	Spacer			(687343)	3320
										142 CH 178960–	3340
										144 CH 194140–	3360
										145 CH 61600–	3380
36	1	–	–	–		Platta	Plate		8	MS	3400
37	4	–	–	–	944429-0	Skruv	Screw				3420
38	4	–	–	–	942336-9	Fjädrande bricka	Resilent washer			TID UTF	3440
39	2	–	–	–	677561-3	Distansrör	Spacer tube				3460
40	2	–	–	–	106841-0	Skruv	Screw				3480
41	8	–	–	–	83126-3	Bricka	Washer				3500
42	8	–	–	–	83125-5	Gummibussning	Rubber bushing				3520
43	2	–	–	–	955826-3	Mutter	Nut				3540

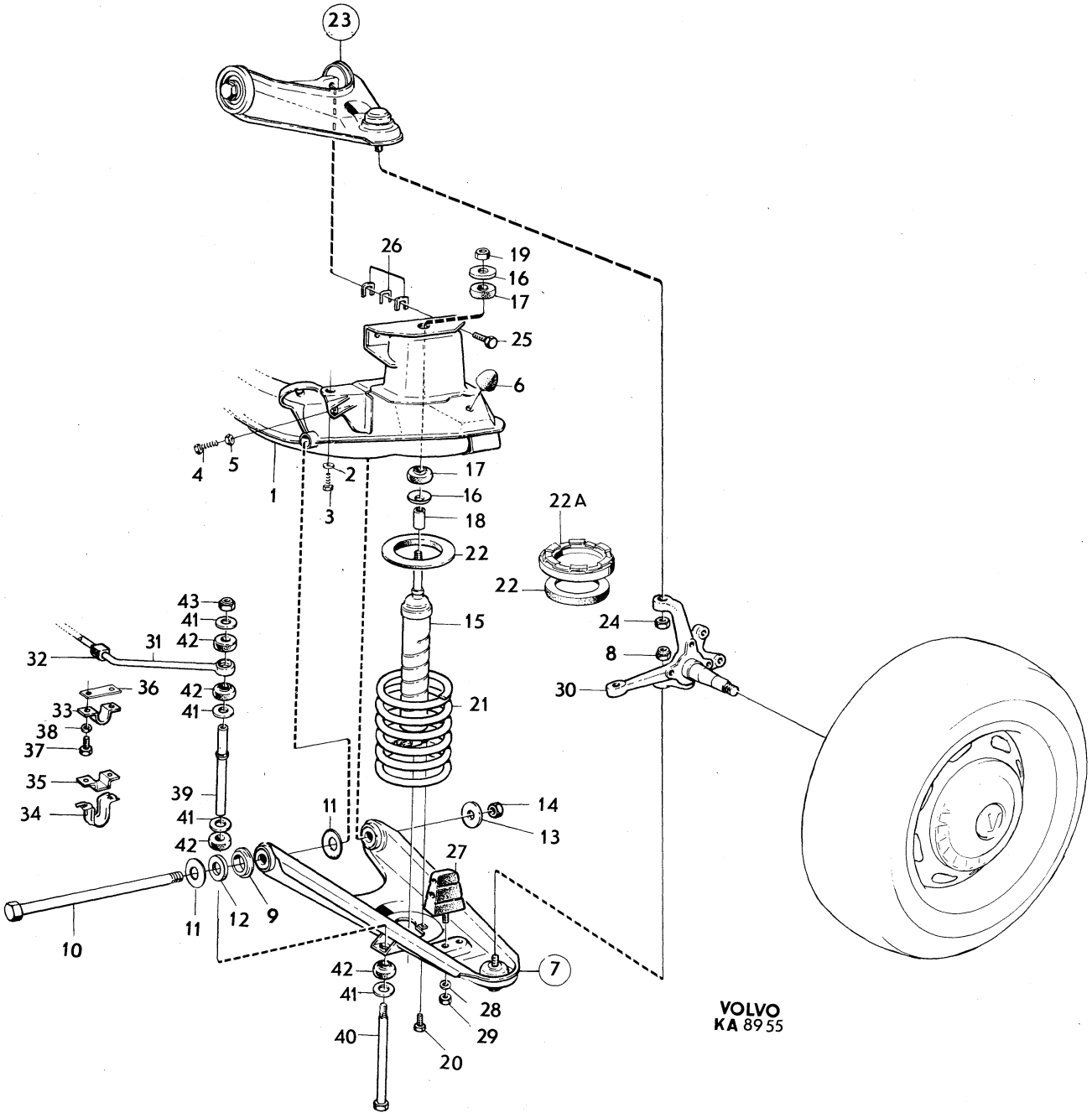
23
26
19
16
17
25
6
4
5
1
2
3
17
16
18
22
22A
22
15
21
43
41
42
31
32
36
42
41
33
38
37
35
34
39
41
42
11
14
13
27
10
11
12
9
24
8
30
42
41
7
28
29
40
20
VOLVO
KA 8955

Sida Page	Grupp Group	Hjul hjulkapsel hjulring	Wheel wheel cap wheel ring	Illustration	0275
28	6			25990 1979–11	

Pos. Fig.	Antal/Quantity				Artikel nr Part No	Benämning	Description	Sats Kit	B P S R	Anmärkning Notes	
1	5	–	–	–	688140-3	Hjul, 15–4,5 tum	Wheel, 15–4.5 inch				0020
	5	–	–	–	684000-3	Hjul, 15–5,0 tum	Wheel, 15–5.0 inch				0040
2	4	–	–	–	677282-6	Hjulkapsel	Wheel cap			ALT 1	0060
3	4	–	–	–	273214-7	Hjulkapselsats	Wheel cap kit			ALT 2	0080
4	4	–	–	–		•Hjulkapsel	•Wheel cap	S			0100
5	4	–	–	–	684838-6	•Tätningsring	•Seal ring	S			0120
6	4	–	–	–	1212079-6	•Gummipackning	•Rubber packing	S			0140
7	4	–	–	–	945363-0	•Skruv	•Screw	S			0160
8	4	–	–	–	684837-8	Navkapsel	Hub cap			ALT 2	0180
9	4	–	–	–	684835-2	Navkapsel	Hub cap			ALT 3	0200
10	4	–	–	–	682086-4	Hjulring	Wheel ring			ALT 3	0220
11	4	–	–	–	1212376-6	Skyddshylsa	Guard sleeve				0240
12	20	–	–	–	87699-5	Mutter	Nut			ALT 1	0260
13	20	–	–	–	688984-4	Mutter	Nut			ALT 2	0280

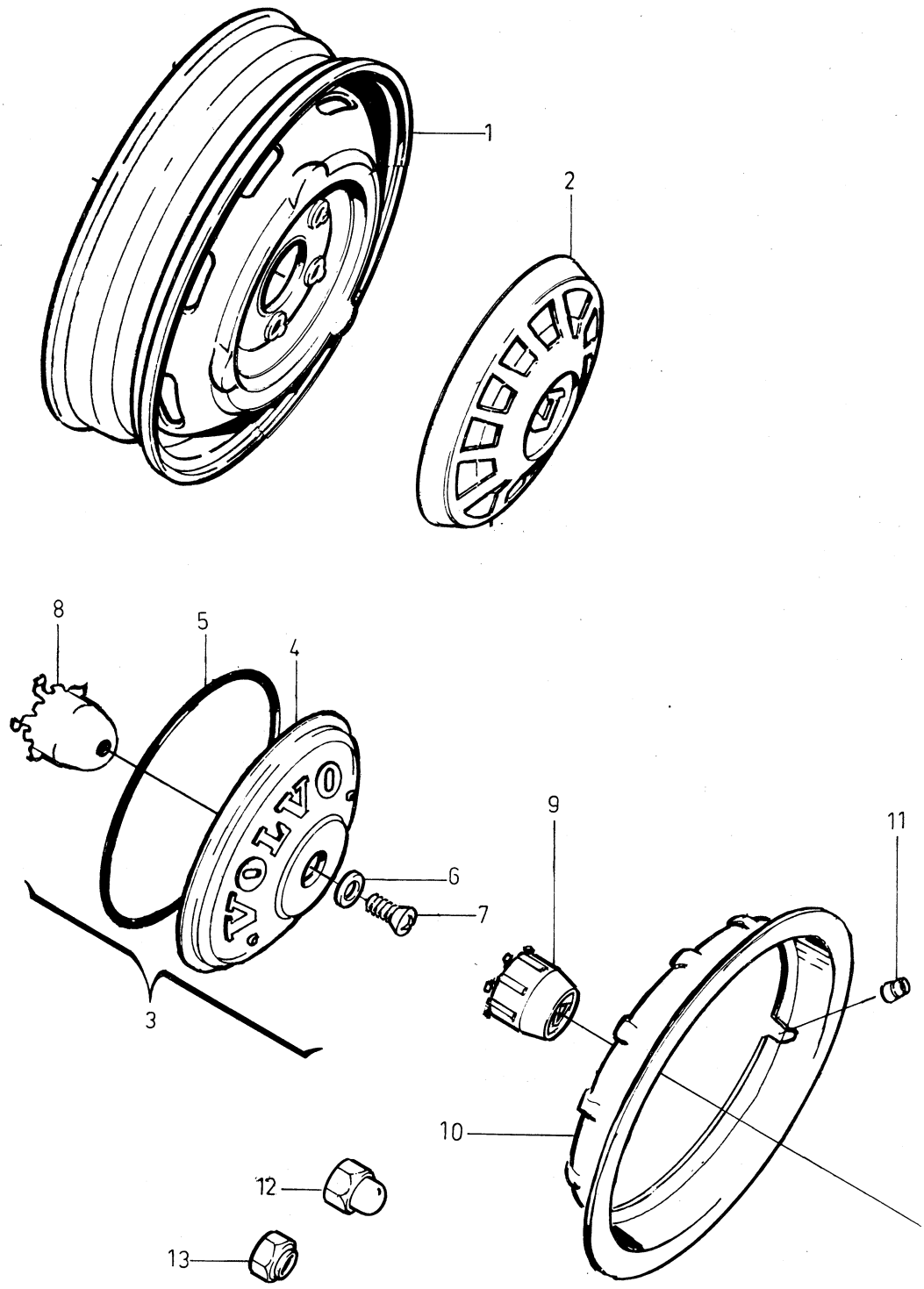

VOLVO PARTS
1 060 25990

Sida / Page: 30 | Grupp / Group: 6 | Länkarm / Wishbone | Illustration: 10785, 1979–11 | 0300

Pos. Fig.	Antal/Quantity 684 765	684 766	684 767	684 768	Artikel nr Part No	Benämning	Description	Sats Kit	B P S R	Anmärkning Notes	
1	1	–	–	–	684765-1	Länkarm, V	Wishbone, L				0020
	–	1	–	–	684766-9	Länkarm, H	Wishbone, R				0040
2	1	1	–	–	663675-7	•Gummibussning	•Rubber bushing			TID UTF. L 41,5	0060
	1	1	–	–	683756-1	•Gummibussning	•Rubber bushing			SEN UTF. L 50,0	0080
3	1	1	–	–	663675-7	•Gummibussning	•Rubber bushing			TID UTF. L 41,5	0100
	1	1	–	–	683756-1	•Gummibussning	•Rubber bushing			SEN UTF. L 50,0	0120
4	1	1	–	–	683303-2	•Kulled	•Ball socket			ALT 1	0140
5	1	1	–	–	680830-7	••Hylsa	••Sleeve			TID UTF	0160
6	1	1	–	–	684905-3	••Hylsa	••Sleeve			SEN UTF	0180
7	1	1	–	–	684904-6	••Gummikåpa	••Rubber boot		8		0200
8	1	1	–	–	684906-1	••Spännring	••Tensioner ring				0220
9	1	1	–	–	684903-8	••Spännring	••Tensioner ring				0240
10	1	1	–	–	1212047-3	Kulled	Ball socket		8	ALT 2. ERS AV 683303-2	0260
11	1	1	–	–	1212107-5	•Hylsa	•Sleeve				0280
12	1	1	–	–	1212106-7	•Gummikåpa	•Rubber boot				0300
13	1	1	–	–	1212108-3	•Låsring	•Circlip				0320
14	1	1	–	–	1212109-1	•Låsring	•Circlip				0340
15	1	1	–	–	675085-5	Kulled	Ball socket		8	ALT 3. ERS AV 683303-2	0360
16	1	1	–	–	679210-5	•Gummikåpa	•Rubber boot				0380
17	1	1	–	–	679208-9	•Låsring	•Circlip				0400
	1	1	–	–	273209-7	Kulledssats	Ball joint kit		8		0420
											0440
											0460
1	–	–	1	–	684767-7	Länkarm, V	Wishbone, L				0480
	–	–	–	1	684768-5	Länkarm, H	Wishbone, R				0500
2	–	–	1	1	683267-9	•Gummibussning	•Rubber bushing				0520
3	–	–	1	1	683267-9	•Gummibussning	•Rubber bushing				0540
4	–	–	1	1	683303-2	•Kulled	•Ball socket			ALT 1.	0560
5	–	–	1	1	680830-7	••Hylsa	••Sleeve			TID UTF	0580
6	–	–	1	1	684905-3	••Hylsa	••Sleeve			SEN UTF	0600
7	–	–	1	1	684904-6	••Gummikåpa	••Rubber boot		8		0620
8	–	–	1	1	684906-1	••Spännring	••Tensioner ring				0640
9	–	–	1	1	684903-8	••Spännring	••Tensioner ring				0660
10	–	–	1	1	1212047-3	Kulled	Ball socket		8	ALT 2. ERS AV 683303-2	0680
11	–	–	1	1	1212107-5	•Hylsa	•Sleeve				0700
12	–	–	1	1	1212106-7	•Gummikåpa	•Rubber boot				0720
13	–	–	1	1	1212108-3	•Låsring	•Circlip				0740
14	–	–	1	1	1212109-1	•Låsring	•Circlip				0760
15	–	–	1	1	675085-5	Kulled	Ball socket		8	ALT 3. ERS AV 683303-2	0780
16	–	–	1	1	679210-5	•Gummikåpa	•Rubber boot				0800
17	–	–	1	1	679208-9	•Låsring	•Circlip				0820
	–	–	1	1	273209-7	Kulledssats	Ball joint kit		8		0840

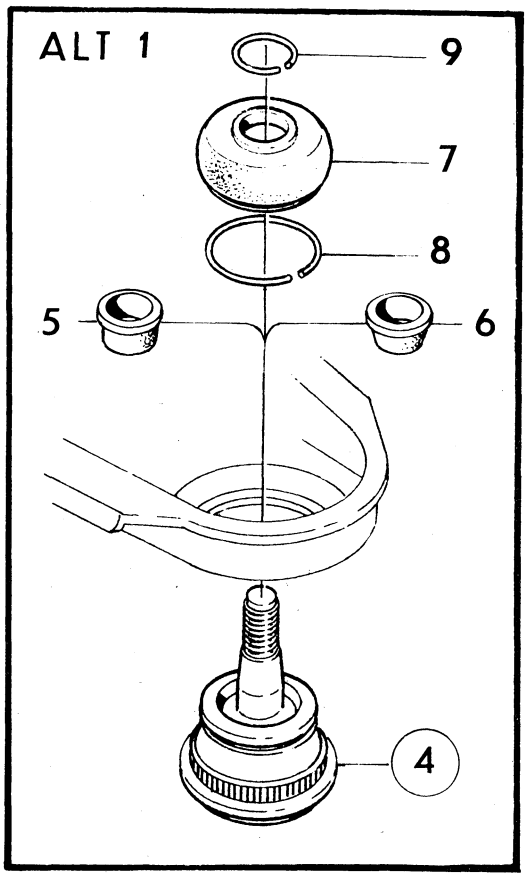

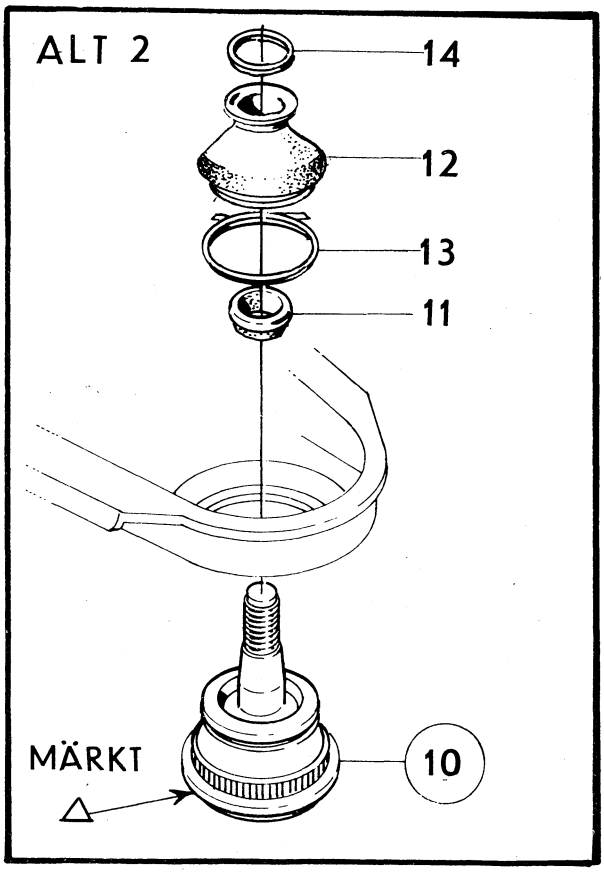

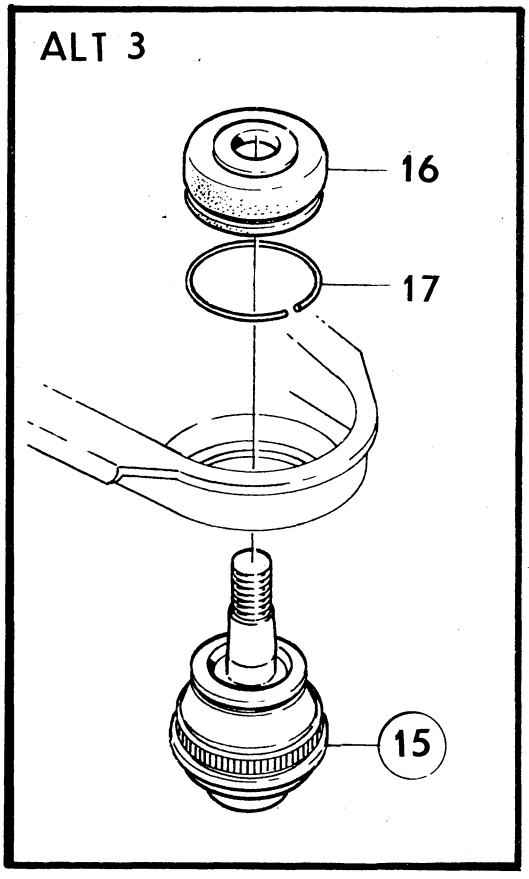

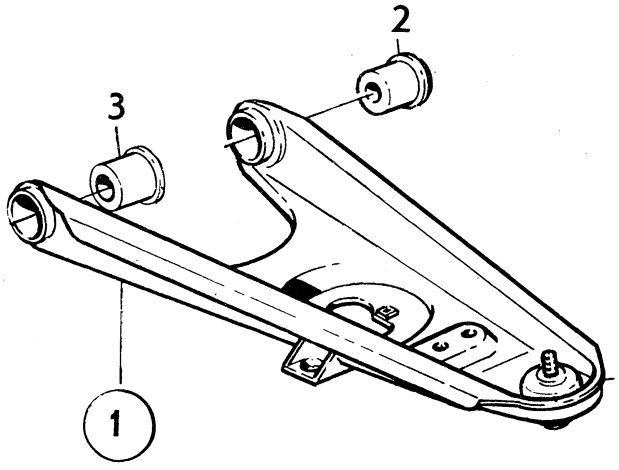

VOLVO PARTS
1 060 10785

Sida Page	Grupp Group	Länkarm	Wishbone	Illustration	0350
32	6			10786 1979–11	

Pos. Fig.	Antal/Quantity 688 020	 688 021			Artikel nr Part No	Benämning	Description	Sats Kit	B P S R	Anmärkning Notes	
1	1	–	–	–	688020-7	Länkarm	Wishbone				0020
	–	1	–	–	688021-5	Länkarm	Wishbone				0040
2	1	1	–	–	675098-8	•Axel	•Shaft				0060
3	2	2	–	–	675432-9	•Gummibussning	•Rubber bushing				0080
4	2	2	–	–	676053-2	•Bricka	•Washer				0100
5	2	2	–	–	950366-5	•Mutter	•Nut				0120
6	1	–	–	–	686397-1	•Kulled	•Ball socket			ALT 1.	0140
	–	1	–	–	686398-9	•Kulled	•Ball socket			ALT 1.	0160
7	1	1	–	–	680829-9	•Hylsa	•Sleeve				0180
8	1	–	–	–	673620-1	•Gummikåpa	•Rubber boot		8		0200
	–	1	–	–	682679-6	•Gummikåpa	•Rubber boot		8		0220
9	1	1	–	–	672786-1	•Spännring	•Tensioner ring				0240
10	1	1	–	–	672785-3	•Spännring	•Tensioner ring				0260
11	–	1	–	–	1212048-1	Kulled	Ball socket		8	ALT 2. ERS AV 686398–9	0280
12	–	1	–	–	1212104-2	•Hylsa	•Sleeve				0300
13	–	1	–	–	1212103-4	•Gummikåpa	•Rubber boot				0320
14	–	1	–	–	1212105-9	•Låsring	•Circlip				0340
15	–	1	–	–	1212109-1	•Låsring	•Circlip				0360
16	1	–	–	–	675084-8	Kulled	Ball socket			ALT 3. ERS AV 686397–1	0380
	–	1	–	–	686500-0	Kulled	Ball socket			ALT 3. ERS AV 686398–9	0400
17	1	–	–	–	679209-7	•Gummikåpa	•Rubber boot		8		0420
	–	1	–	–	683429-5	•Gummikåpa	•Rubber boot				0440
18	1	1	–	–	679207-1	•Låsring	•Circlip				0460
	2	–	–	–	273208-9	Kulledssats	Ball joint kit		8		0480
	–	2	–	–	273209-7	Kulledssats	Ball joint kit		8		0500

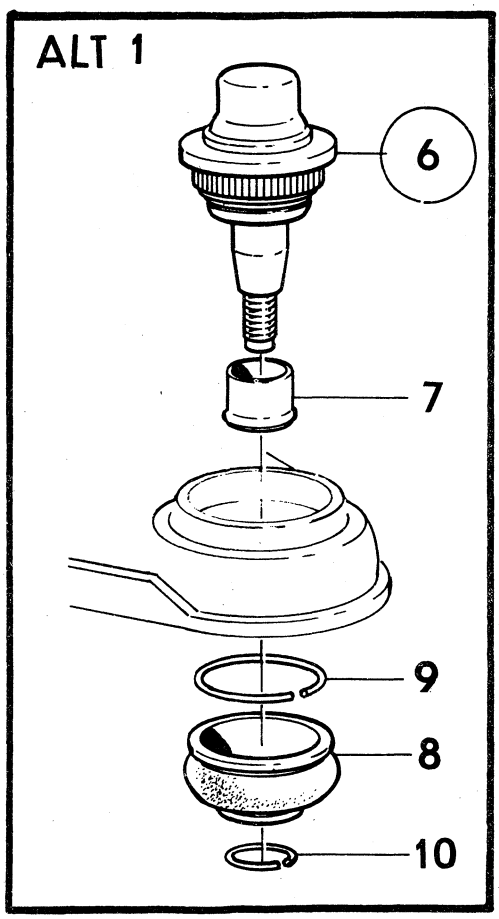

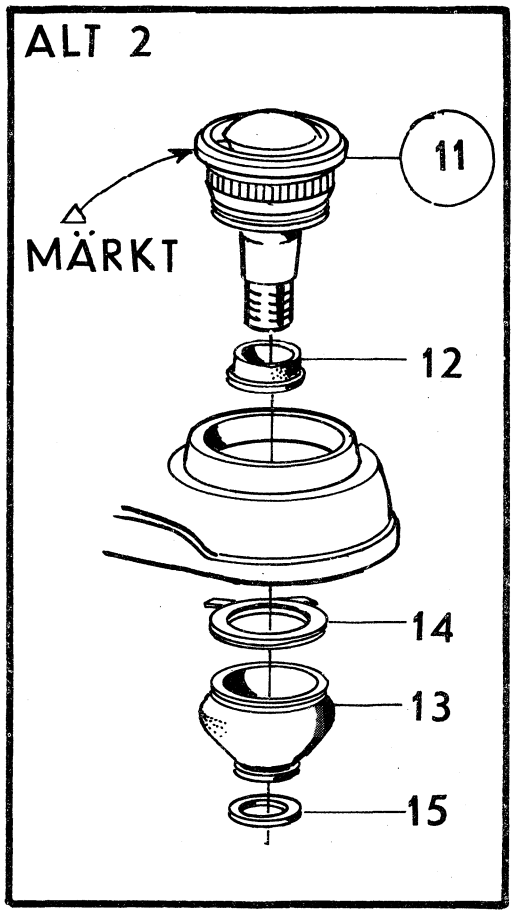

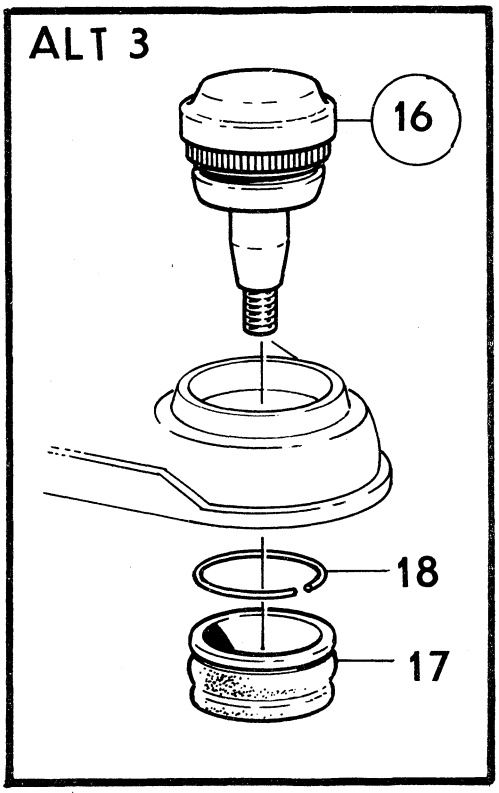

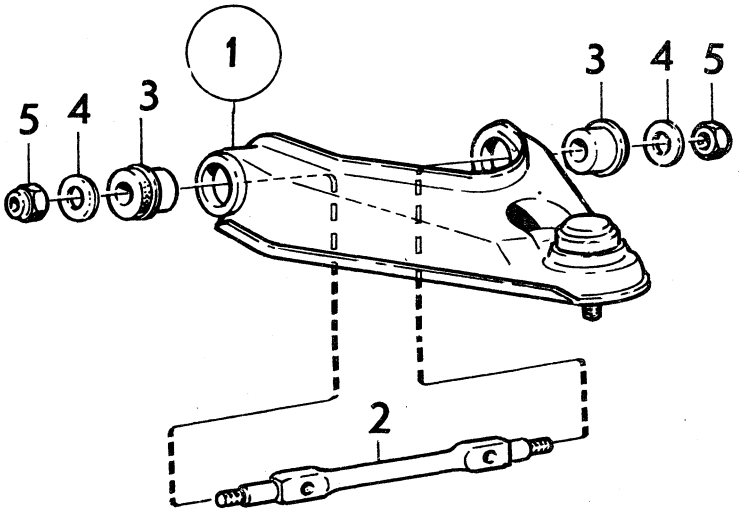

VOLVO PARTS
1 060 10786

Sida / Page 34 | Grupp / Group 6 | Styrinrättning, US | Steering gear, US | Illustration 0400 | 10367 | 1979–11

Pos. Fig.	Antal/Quantity 678 308	675 337	1206 043		Artikel nr Part No	Benämning	Description	Sats Kit	B P S R	Anmärkning Notes	
1	1	–	–	–	678308-8	Styrväxel	Steering box			VST.	1010
	–	1	–	–	675337-0	Styrväxel	Steering box			HST.	1020
	–	–	1	–	1206043-0	Styrväxel	Steering box			VST.	1030
2	1	–	1	–	678321-1	•Hus	•Housing				1040
	–	1	–	–	678580-2	•Hus	•Housing				1050
3	2	2	2	–	678657-8	••Bussning	••Bushing	S			1060
4	1	1	1	–	678248-6	••Tätningsring	••Seal ring	S			1070
5	1	1	1	–	678249-4	••Tätningsring	••Seal ring	S			1080
6	1	–	–	–	1206044-8	•Snäckskruv	•Worm			(686381)	1090
x	–	1	–	–	1206048-9	•Snäckskruv	•Worm			(678581)	1100
	–	–	1	–	1206044-8	•Snäckskruv	•Worm				1[illegible]
7	1	1	1	–	85616-1	•Kullagerring	•Ball bearing race				1[illegible]
8	1	1	1	–	1206012-5	•Kullagerring	•Ball bearing race			ALT 1. B 12,34	1130
	1	1	1	–	85617-9	•Kullagerring	•Ball bearing race			ALT 2. B 9,30	1140
9	1	1	1	–	656706-9	•Bricka	•Washer		8		1150
10	2	2	2	–	85618-7	•Kulring	•Ball race				1160
11	–	–	–	–		•Justermmellanlägg	•Shim				1170
	ERF	ERF	ERF	–	656707-7	••Tj 0,10	••Th 0.10	S			[illegible]
	ERF	ERF	ERF	–	656708-5	••Tj 0,12	••Th 0.12	S			1190
	ERF	ERF	ERF	–	656709-3	••Tj 0,15	••Th 0.15	S			1200
12	1	1	1	–	678247-8	•Lock	•Cover				1220
13	4	4	4	–	942644-6	•Skruv med bricka	•Bolt and washer				1230
14	1	–	1	–	678244-5	•Utgående axel	•Lever shaft				1240
	–	1	–	–	678582-8	•Utgående axel	•Lever shaft				1250
15	1	1	1	–	659218-2	••Justerskruv	••Adjuster screw				1260
16	1	1	1	–		••Justerbricka,alt	••Adjuster washer,alt				1270
	–	–	–	–	659331-3	•••Tj 2,15	•••Th 2.15				1280
	–	–	–	–	659219-0	•••Tj 2,20	•••Th 2.20				1290
	–	–	–	–	659220-8	•••Tj 2,25	•••Th 2.25				1300
	–	–	–	–	659221-6	•••Tj 2,30	•••Th 2.30				1310
	–	–	–	–	659222-4	•••Tj 2,35	•••Th 2.35				1320
	–	–	–	–	659223-2	•••Tj 2,40	•••Th 2.40				1330
	–	–	–	–	659224-0	•••Tj 2,45	•••Th 2.45				1340
17	1	1	1	–	659225-7	••Låsring	••Circlip	S			1350
18	1	1	1	–	656704-4	•Packning	•Gasket	S			1360
19	1	1	1	–	678240-3	•Lock	•Cover				1370
20	1	1	1	–	678241-1	•Propp	•Plug				1380
21	4	4	4	–	942643-8	•Skruv med bricka	•Bolt and washer				1[illegible]
22	1	1	1	–	678242-9	•Mutter	•Nut				1
	1	1	1	–	273086-9	Reparationssats	Repair kit				1410

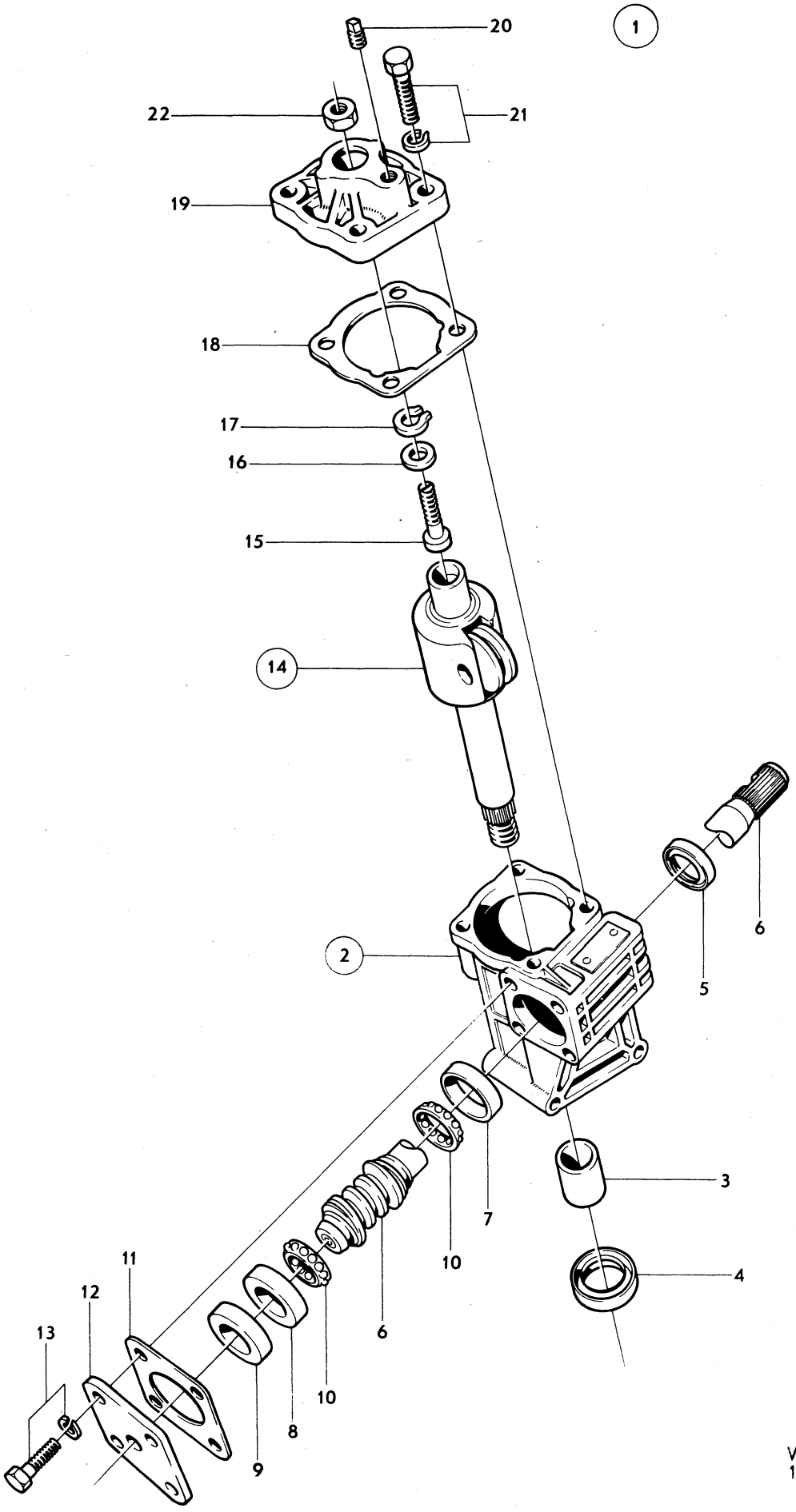

VOLVO PARTS
1 060 10367

Sida / Page 36 | Grupp / Group 6 | Styrinrättning, MS / Steering gear, MS | Illustration 9004 1979–11 | 0450

Pos. Fig.	Antal/Quantity				Artikel nr Part No	Benämning	Description	Sats Kit	B P S R	Anmärkning Notes	
1	1	–	–	–	673061-8	Styrinrättning	Steering gear				0020
2	1	–	–	–	673873-6	•Hus	•Housing		8		0040
3	1	–	–	–	682374-4	••Nållager	••Needle bearing				0060
4	1	–	–	–	681346-3	••Tätningsring	••Seal ring	S			0080
5	1	–	–	–	914523-6	••Låsring	••Circlip				0100
6	1	–	–	–	950390-5	•Mutter	•Nut				0120
7	1	–	–	–	907875-9	•Saxpinne	•Split pin				0140
8	1	–	–	–	352611-8	•Propp	•Plug			(338334)	0160
9	1	–	–	–	18839-1	•Packning	•Packing				0180
10	1	–	–	–	681347-1	•Bricka	•Washer				0200
11	1	–	–	–	681348-9	•Tätningsring	•Seal ring	S			[illegible]
12	1	–	–	–	673880-1	•Utgående axel	•Lever shaft				[illegible]
13	1	–	–	–	681385-1	••Justerskruv	••Adjuster screw				0260
14	1	–	–	–		••Justerbricka, alt	••Adjuster washer, alt				0280
	–	–	–	–	659331-3	•••Tj 2,15	•••Th 2.15				0300
	–	–	–	–	659219-0	•••Tj 2,20	•••Th 2.20				0320
	–	–	–	–	659220-8	•••Tj 2,25	•••Th 2.25				[illegible]
	–	–	–	–	659221-6	•••Tj 2,30	•••Th 2.30				[illegible]
	–	–	–	–	659222-4	•••Tj 2,35	•••Th 2.35				0380
	–	–	–	–	659223-2	•••Tj 2,40	•••Th 2.40				0400
	–	–	–	–	659224-0	•••Tj 2,45	•••Th 2.45				0420
15	1	–	–	–	659225-7	••Låsring	••Circlip				0440
16	1	–	–	–	681349-7	•Lock	•Cover				0460
17	1	–	–	–	682374-4	••Nållager	••Needle bearing				0480
18	1	–	–	–	681350-5	•Gummiring	•Rubber ring	S			0500
19	2	–	–	–	681351-3	•Skruv (utan hål)	•Screw(without seal hole)				0520
	2	–	–	–	681352-1	•Skruv (med hål)	•Screw (with seal hole)				0540
20	4	–	–	–	955894-1	•Bricka	•Washer				0560
21	1	–	–	–	681353-9	•Luftningsskruv	•Air–venting screw				0580
x 22	1	–	–	–	946520-4	•Mutter	•Nut			(681386)	0600
23	1	–	–	–	673874-4	•Snäckskruv	•Worm				0620
24	1	–	–	–		••Kolv	••Piston		8		0640
25	1	–	–	–	681366-1	•••Hylsa	•••Sleeve				0660
26	1	–	–	–	681367-9	•••Kolvring	•••Piston ring	S			0680
27	1	–	–	–	681368-7	•••Gummiring	•••Rubber ring	S			0700
28	1	–	–	–	681369-5	•••Ring	•••Ring				0720
29	2	–	–	–	673877-7	•••Rörhalva	•••Ball tube half				0740
30	1	–	–	–		•••Kulsats, alt	•••Ball kit, alt				[illegible]
	–	–	–	–	681371-1	••••D 6,989	••••D 6.989				[illegible]
	–	–	–	–	681372-9	••••D 6,995	••••D 6.995				0800
	–	–	–	–	681374-5	••••D 7,007	••••D 7.007				0820
	–	–	–	–	681375-2	••••D 7,013	••••D 7.013				0840
31	1	–	–	–	673879-3	•••Packning	•••Gasket	S			0860
32	1	–	–	–	681376-0	•••Pinne	•••Pin				0880
33	1	–	–	–	673878-5	•••Propp	•••Plug				[illegible]
34	3	–	–	–	681383-6	••Gummiring	••Rubber ring	S			[illegible]
35	3	–	–	–	681380-2	••Packning	••Packing	S			0940
36	1	–	–	–	681355-4	••Nållager, alt	••Needle bearing, alt				0960
	1	–	–	–	681356-2	••Nållager, alt	••Needle bearing, alt				0980
	1	–	–	–	681357-0	••Nållager, alt	••Needle bearing, alt				1000
	1	–	–	–	681358-8	••Nållager, alt	••Needle bearing, alt				1020
37	1	–	–	–	681359-6	••Lagerhylsa, alt	••Bearing cage, alt			D1 28,0	1040
	1	–	–	–	681360-4	••Lagerhylsa, alt	••Bearing cage, alt			D1 28,015	1060
38	1	–	–	–	681364-6	••Kulhållare	••Ball retainer				1080
39	2	–	–	–	1207353-2	••Fjäder	••Spring				1100
40	2	–	–	–	681361-2	••Bricka	••Washer				1120
41	1	–	–	–	673875-1	••Hållare	••Retainer				1140
42	1	–	–	–	955245-6	••Skruv	••Screw				1160
43	1	–	–	–	681363-8	••Låsbricka	••Lock washer				1180
44	1	–	–	–	673885-0	•Lock	•Cover		8		1200
45	6	–	–	–	681394-3	•Gummiring	•Rubber ring	S			1220
46	2	–	–	–	681395-0	•Gummiring	•Rubber ring	S			1240
47	2	–	–	–	681396-8	•Gummiring	•Rubber ring	S			1260

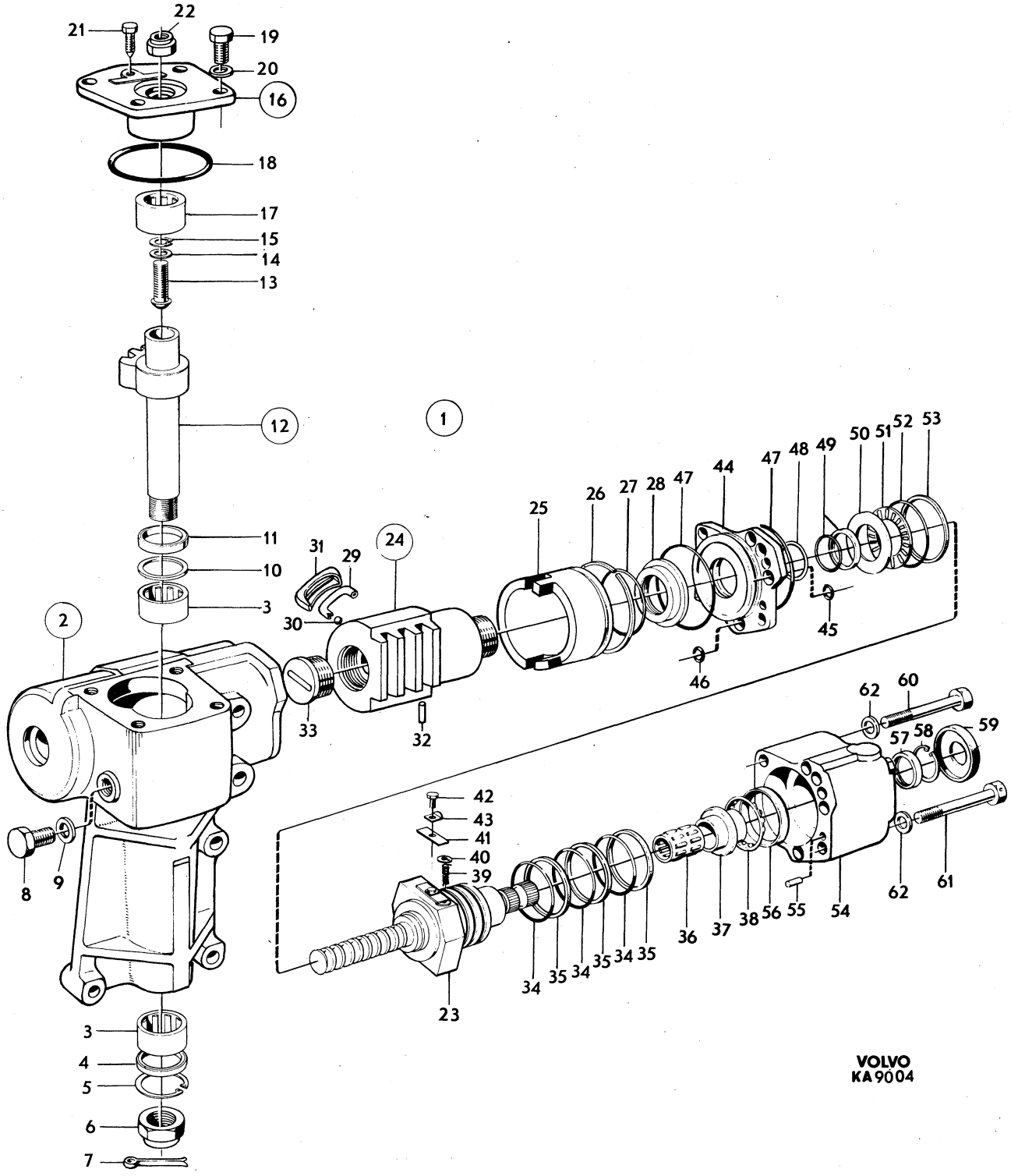
VOLVO
KA 9004

Sida Page	Grupp Group	Styrinrättning, MS	Steering gear, MS	Illustration	0450
38	6			9004 1979–11	

	Pos. Fig.	Antal/Quantity				Artikel nr Part No	Benämning	Description	Sats Kit	B P S R	Anmärkning Notes	
	48	ERF	–	–	–	681854-6	•Justermellanlägg	•Shim				1280
	49	1	–	–	–	681397-6	•Packning	•Packing	S			1300
	50	1	–	–	–		•Lagerbricka, alt	•Bearing washer, alt				1320
		–	–	–	–	681398-4	••Tj 1,9	••Th 1.9				1340
		–	–	–	–	681399-2	••Tj 2,0	••Th 2.0				1360
		–	–	–	–	681400-8	••Tj 2,1	••Th 2.1				1380
		–	–	–	–	681401-6	••Tj 2,2	••Th 2.2				1400
		–	–	–	–	681402-4	••Tj 2,3	••Th 2.3				1420
		–	–	–	–	681403-2	••Tj 2,4	••Th 2.4				1440
x	51	1	–	–	–	1517973-2	•Nållager	•Needle bearing			(183353)	1460
	52	1	–	–	–	681404-0	•Gummiring	•Rubber ring	S			1480
	53	1	–	–	–		•Packning, alt	•Packing, alt				1500
		–	–	–	–	681406-5	••Tj 1,7	••Th 1.7	S			1520
		–	–	–	–	681407-3	••Tj 1,8	••Th 1.8	S			1540
	54	1	–	–	–	673882-7	•Ventilhus	•Valve housing		8		1560
	55	1	–	–	–	681883-5	•Pinne	•Pin				1580
	56	1	–	–	–	673883-5	•Lagerring	•Bearing race				1600
	57	1	–	–	–	681388-5	•Tätningsring	•Seal ring	S			1620
	58	1	–	–	–	914516-0	•Låsring	•Circlip				1640
	59	1	–	–	–	673884-3	•Gummikåpa	•Rubber cup	S			1660
	60	2	–	–	–	681390-1	•Skruv (utan hål)	•Screw (without seal hole)				1680 1700
	61	2	–	–	–	681391-9	•Skruv (med hål)	•Screw (with seal hole)				1720
	62	4	–	–	–	955894-1	•Bricka	•Washer				1740
		1	–	–	–	271516-7	Packningssats	Gasket kit				1760
		1	–	–	–	271518-3	Packningssats	Gasket kit				1780

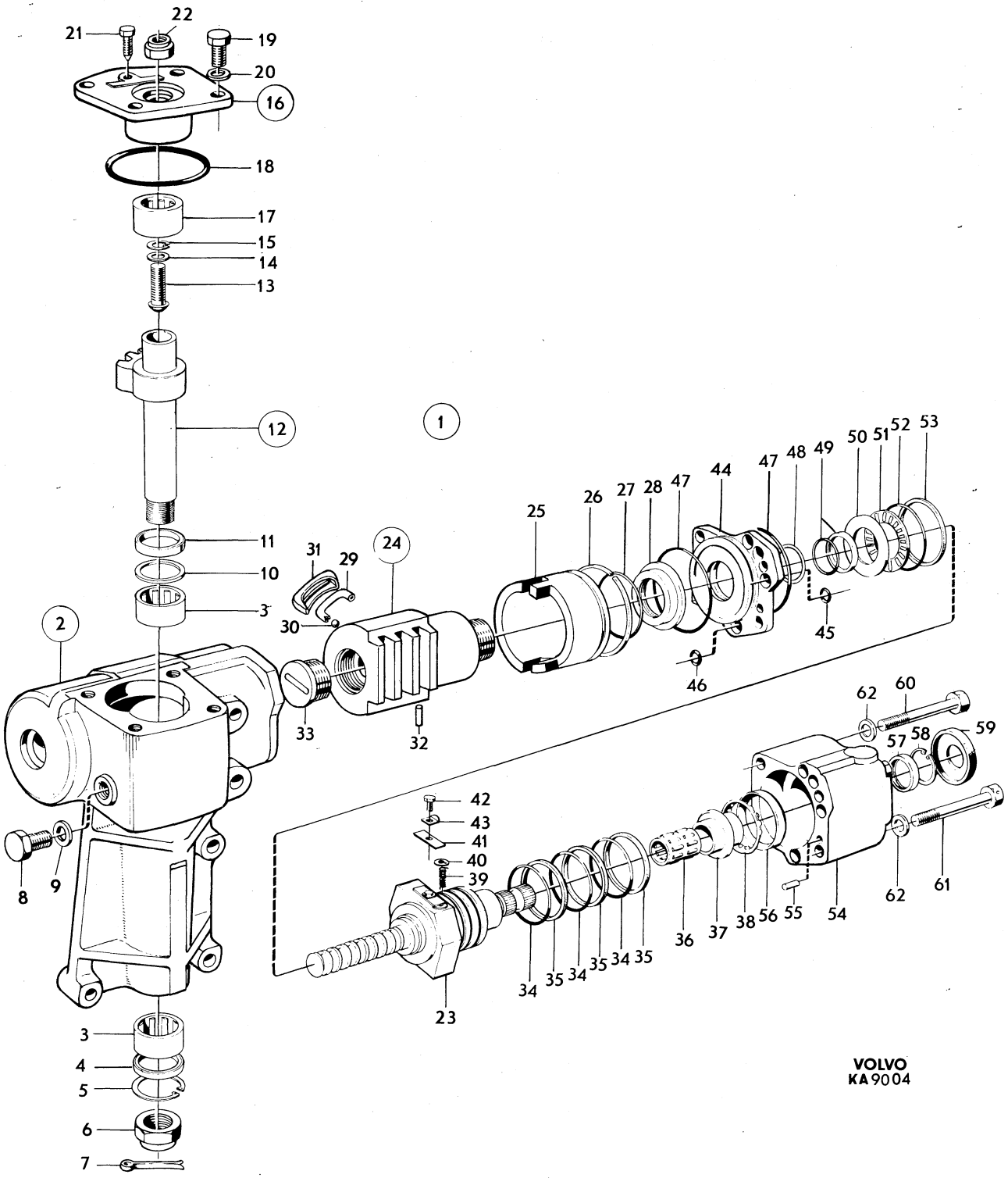

VOLVO
KA 9004

Sida / Page 40 | Grupp / Group 6 | Pump | Hydraulic pump | Illustration 8967 1979–11 | 0500

Pos. Fig.	Antal/Quantity				Artikel nr Part No	Benämning	Description	Sats Kit	B P S R	Anmärkning Notes	
1	1	–	–	–	687441-6	Pump	Hydraulic pump				1010
2	1	–	–	–		•Hus	•Housing		8		1020
3	1	–	–	–	688736-8	•Tätningsring	•Seal ring				1030
4	1	–	–	–	673887-6	•Axel	•Shaft		8		1040
5	1	–	–	–	673888-4	•Kil	•Key				1050
6	1	–	–	–	673889-2	•Fjäder	•Spring		8		1060
7	1	–	–	–	688737-6	•Ventil	•Valve				1070
8	1	–	–	–	673891-8	•Packning	•Packing				1080
9	1	–	–	–	673892-6	•O–ring	•O–ring				1090
10	1	–	–	–	688738-4	•Förskruvning	•Screw union		8		1100
11	2	–	–	–	673894-2	•Styrpinne	•Guide pin		8		1110
12	2	–	–	–	673895-9	•Gummiring	•Rubber ring				1120
13	2	–	–	–	673896-7	•Skruv	•Screw		8		1130
14	2	–	–	–	673897-5	•O–ring	•O–ring				1140
15	1	–	–	–	673898-3	•Platta	•Plate		8		1150
16	1	–	–	–	673899-1	•Rotorsats	•Rotor kit		8		1160
17	1	–	–	–	673900-7	•Låsring	•Circlip				1170
18	1	–	–	–	673901-5	•Platta	•Plate		8		1180
19	1	–	–	–	673902-3	•Fjäder	•Spring		8		1190
20	1	–	–	–	673903-1	•Lock	•Cover		8		1200
21	1	–	–	–	673904-9	•Filterventil	•Filter valve		8		1210
22	1	–	–	–	673905-6	••Filter	••Filter		8		1220
23	1	–	–	–	673906-4	•Låsring	•Circlip		8		1230
24	1	–	–	–	673907-2	•Gummiring	•Rubber ring				1240
25	1	–	–	–	673908-0	•Oljebehållare	•Hydraulic reservoir				1250
26	1	–	–	–	673909-8	•Packning	•Packing				1260
27	1	–	–	–	673910-6	•Lock	•Cover				1270

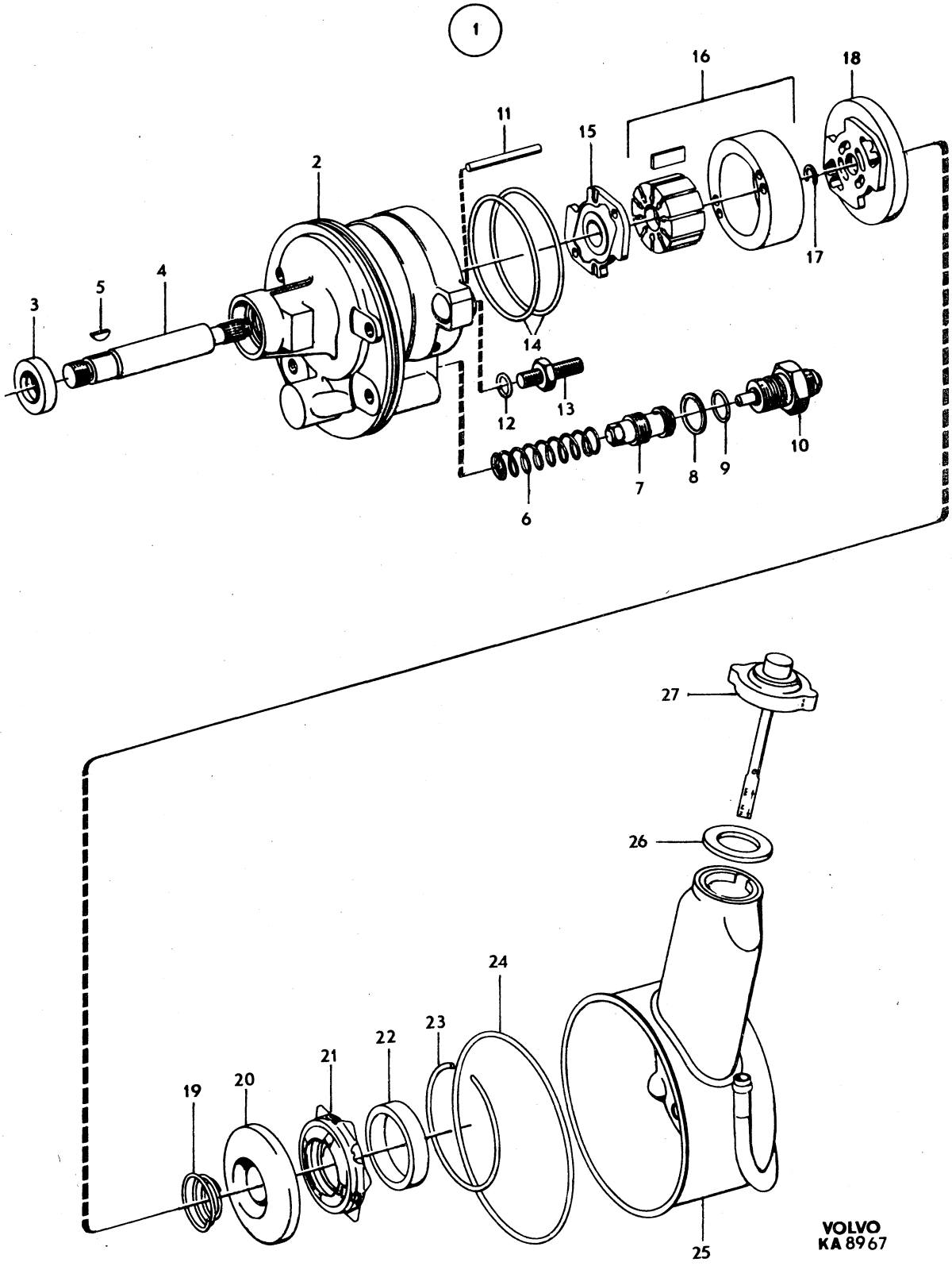
1
2
3
4
5
6
7
8
9
10
11
12
13
14
15
16
17
18
19
20
21
22
23
24
25
26
27
VOLVO
KA 8967

0001

Innehållsförteckning Inhaltsverzeichnis — Grupp Group — Sida Page

Index Indice

1979–11 **Table des matières** — 8 — 1

KAROSSERI — Sida — Koord.

Karosserisammanställning ..... 2 — 3-E03

BODY — Page — Grid

Body assembly ..... 2 — 3-E03

CARROSSERIE — Page — Grid

Composants de carroserie ..... 2 — 3-E03

KAROSSERIE — Seite — Grid

Karosseriezusammenstellung ..... 2 — 3-E03

CARROCERIA — Página — Grid

Componente de carrocería ..... 2 — 3-E03

Sida Page 2 | Grupp Group 8 | Karosserisammanställning | Body assembly | Illustration 26214 1979–11 | 0025

Pos. Fig.	Antal/Quantity				Artikel nr Part No	Benämning	Description	Sats Kit	BPSR	Anmärkning Notes	
1	–	–	–	–		Framskärmar, stänkskydd	Front mudguards, mudflaps			SE SIDA 8, 3-E09	0020 0040 0060
2	–	–	–	–		Framstycke, motorhuv	Front section, bonnet			SE SIDA 10, 3-E11	0080 0100 0120
3	–	–	–	–		Kylargaller	Radiator grille			SE SIDA 14, 3-E15	0140 0160
4	–	–	–	–		Golvparti	Floor section			SE SIDA 16, 3-E17	0180 0200
5	–	–	–	–		Karossidor, 142	Body sides, 142			SE SIDA 22, 3-E23	0220 0240
	–	–	–	–		Karossidor, 144	Body sides, 144			SE SIDA 26, 3-F03	0260 0280
	–	–	–	–		Karossidor, 145	Body sides, 145			SE SIDA 30, 3-F07	0300 0320
6	–	–	–	–		Takparti, 142, 144	Roof section, 142, 144.			SE SIDA 40, 3-F17	0340 0360 0380
	–	–	–	–		Takparti 145 NT	Roof section 145 NT			SE SIDA 42, 3-F19	0400 0420
	–	–	–	–		Takparti 145 HT	Roof section 145 HT			SE SIDA 44, 3-F21	0440 0460
7	–	–	–	–		Taklucka	Sliding roof			SE SIDA 46, 3-F23	0480 0500
8	–	–	–	–		Dörrar 142, 144, 145	Doors 142, 144, 145			SE SIDA 48, 3-G01	0520 0540 0560
	–	–	–	–		Dörrdetaljer 142, detaljer för framdörrar 144, 145	Door components 142, components for front doors 144, 145			SE SIDA 52, 3-G05	0580 0600 0620 0640
	–	–	–	–		Dörrdetaljer, bakre dörrar 144, 145	Door components, rear doors 144, 145			SE SIDA 60, 3-G13	0660 0680 0700
9	–	–	–	–		Dörrbågar, dörrglas	Door arch, door glass			SE SIDA 68, 3-G21	0720 0740 0760
10	–	–	–	–		Dörrstopp	Door stop			SE SIDA 74, 3-H03	0780 0800
11	–	–	–	–		Baklucka 142,144	Luggage compartment lid 142, 144			SE SIDA 76, 3-H05	0820 0840 0860
12	–	–	–	–		Baklucka 145	Tail gate 145			SE SIDA 82, 3-H11	0880 0900
13	–	–	–	–		Rutor, excl dörrglas, 142, 144	Windows, excl door glasses, 142, 144			SE SIDA 88, 3-H17	0920 0940 0960
	–	–	–	–		Rutor, excl dörrglas, 145	Windows, excl door glasses, 145			SE SIDA 92, 3-H21	0980 1000 1020
14	–	–	–	–		Mellanruta	Partition glass			SE SIDA 96, 3-I01	1040 1060
15	–	–	–	–		Inre utrustning 142, 144, 145	Interior equipment 142, 144, 145			107) SE SIDA 98, 3-I03	1080 1100 1120
	–	–	–	–		Inre utrustning 142, 144, 145	Interior equipment 142, 144, 145			108) SE SIDA 106, 3-I11	1140 1160 1180

107. 142 CH–249929, 144 CH–263069, 145 CH–103379
108. 142 CH 249930–, 144 CH 263070–, 145 CH 103380–.

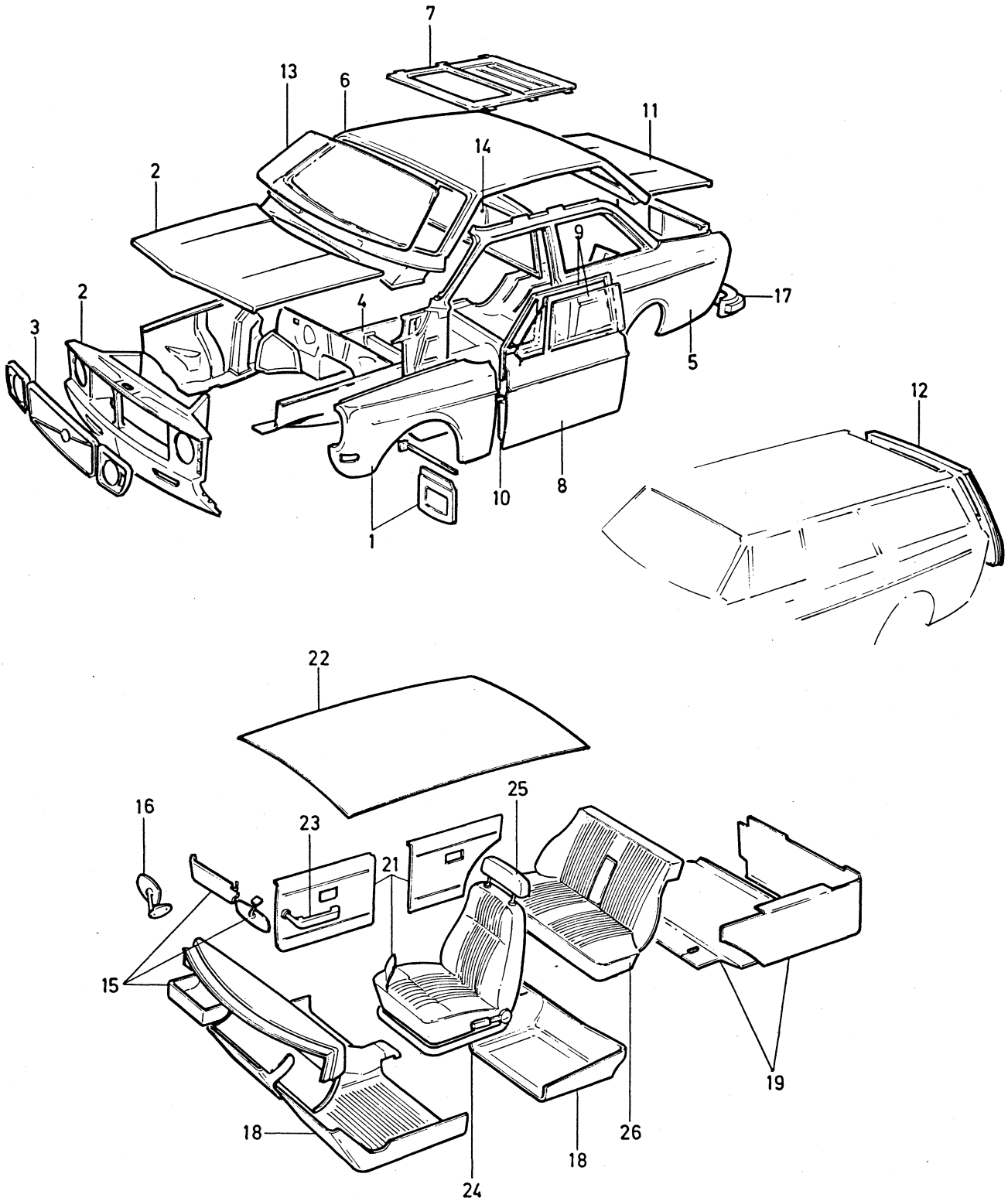

VOLVO PARTS
1 080 26214
(107:5)

Sida / Page 4 | Grupp / Group 8 | Karosserisammanställning / Body assembly | Illustration 26214 1979–11 | 0025

Pos. Fig.	Antal/Quantity				Artikel nr Part No	Benämning	Description	Sats Kit	B P S R	Anmärkning Notes	
16	–	–	–	–		Utvändig backspegel och prydnadsdetaljer 142	Exterior trim, outside driving mirror 142			SE SIDA 112, 3-I17	1200 1220 1240 1260
	–	–	–	–		Utvändig backspegel och prydnadsdetaljer 144	Exterior trim, outside driving mirror 144			SE SIDA 116, 3-I21	1280 1300 1320 1340
	–	–	–	–		Utvändig backspegel och prydnadsdetaljer 145	Exterior trim, outside driving mirror 145			SE SIDA 122, 3-J03	1360 1380 1400 1420
17	–	–	–	–		Stötfångare	Bumpers			SE SIDA 128, 3-J09	1440 1460
18	–	–	–	–		Mattor, excl VENV	Mats, excl VENV			109) SE SIDA 130, 3-J11	1480 1500
	–	–	–	–		Mattor, VENV	Mats, VENV			109) SE SIDA 134, 3-J15	1520 1540
	–	–	–	–		Mattor	Mats			110) SE SIDA 138, 3-J19	1560 1580
	–	–	–	–		Mattor	Mats			108) SE SIDA 144, 3-K01	1600 1620
19	–	–	–	–		Beklädnad för bagageutrymme 142, 144	Luggage compartment upholstery 142, 144			SE SIDA 146, 3-K03	1640 1660 1680 1700
	–	–	–	–		Beklädnad för bagageutrymme 145 NT	Cargo space upholstery 145 NT			SE SIDA 148, 3-K05	1720 1740 1760 1780
	–	–	–	–		Detaljer för lastutrymme 145 HT HV	Cargo space components 145 HT HV			SE SIDA 152, 3-K09	1800 1820 1840 1860
	–	–	–	–		Detaljer för lastutrymme 145 SV	Cargo space components 145 SV			SE SIDA 154, 3-K11	1880 1900 1920 1940
20	–	–	–	–		Takräcke 145 HT	Roof rack 145 HT			SE SIDA 156, 3-K13	1960 1980
21	–	–	–	–		Innerklädsel, sammanställning	Upholstery, assembly			SE SIDA 158, 3-K15	2000 2020 2040
22	–	–	–	–		Inredningsdetaljer 142	Interior components 142			SE SIDA 374, 4-I01	2060 2080 2100
	–	–	–	–		Inredningsdetaljer 144	Interior components 144			SE SIDA 376, 4-I03	2120 2140 2160
	–	–	–	–		Inredningsdetaljer 145 NT	Interior components 145 NT			SE SIDA 378, 4-I05	2180 2200 2220
	–	–	–	–		Inredningsdetaljer 145 HT	Interior components 145 HT			SE SIDA 380, 4-I07	2240 2260 2280
23	–	–	–	–		Armstöd, dörrar	Arm rest, doors			SE SIDA 384, 4-I11	2300 2320

108. 142 CH 249930–, 144 CH 263070–, 145 CH 103380–.
109. 142 CH–178959, 144 CH–194139, 145 CH–61599.
110. 142 CH 178960–249929, 144 CH 194140–263069, 145 CH 61600–1 03379

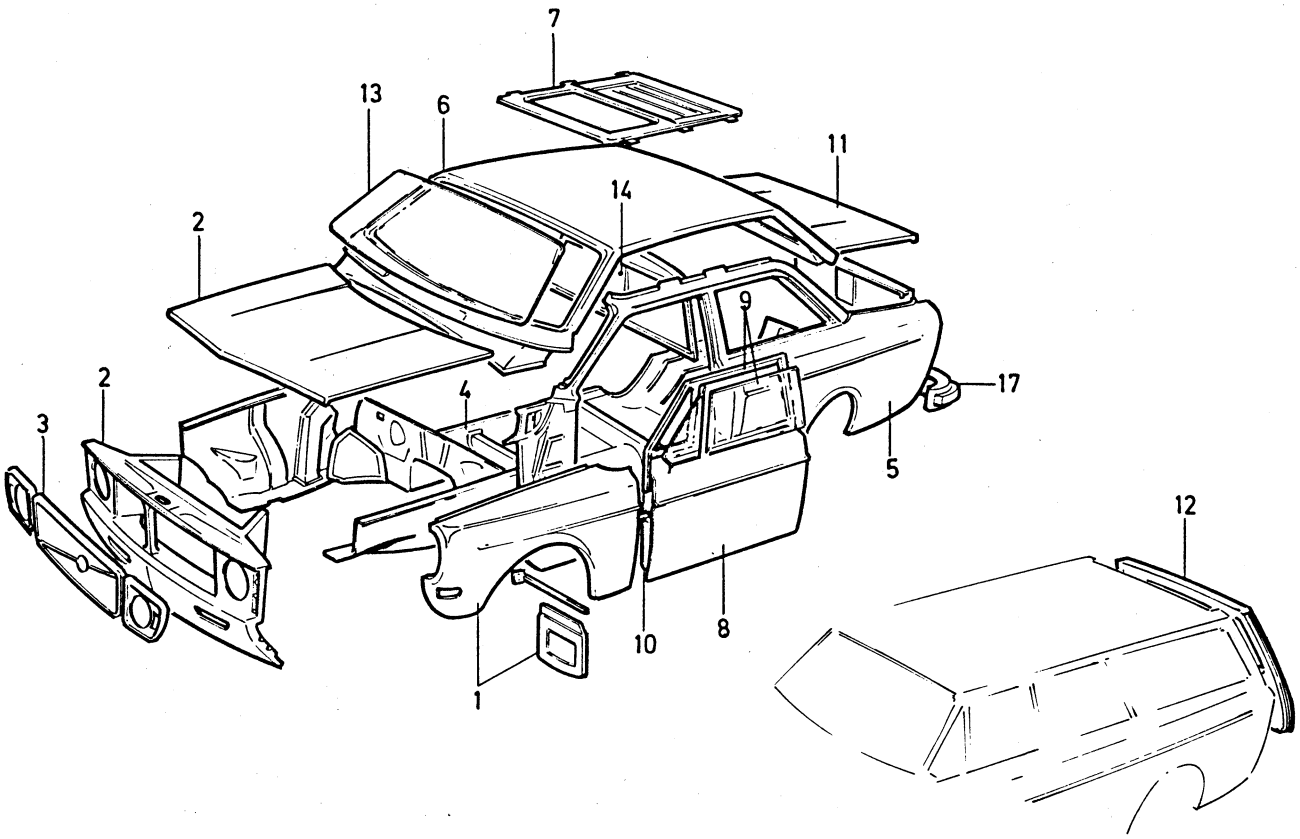

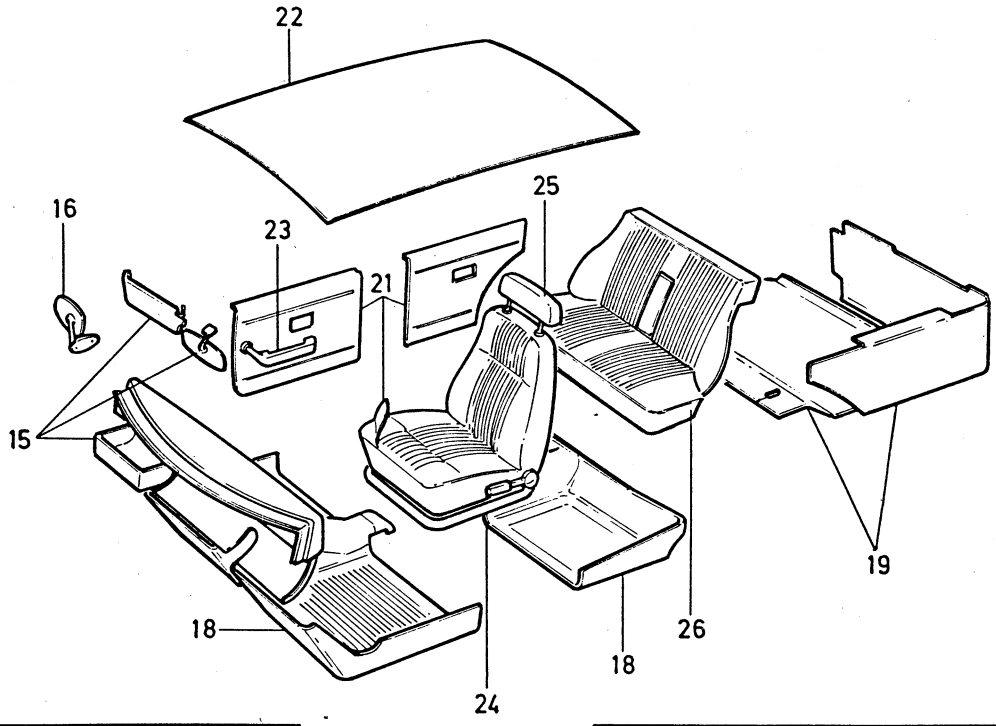

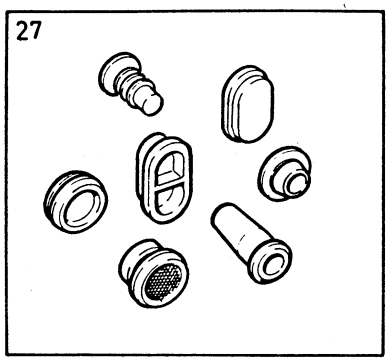

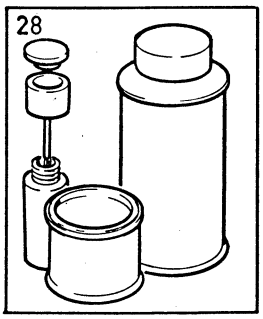

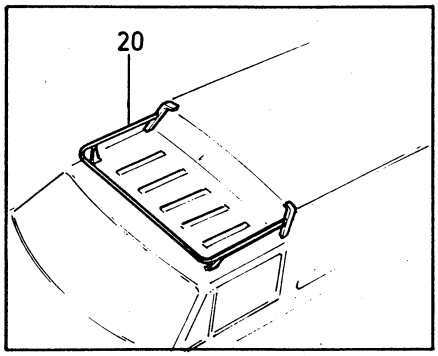

VOLVO PARTS
1 080 26214
(107:5)

Sida / Page 6 — Grupp / Group 8 — Karosserisammanställning / Body assembly — Illustration 26214 1979–11 — 0025

Pos. Fig.	Antal/Quantity				Artikel nr Part No	Benämning	Description	Sats Kit	B P S R	Anmärkning Notes	
24	–	–	–	–		Framstolar, EXCL BAS, 145 HT	Front seats, EXCL BAS, 145 HT			107) SE SIDA 386, 4-I13	2340 2360 2380
	–	–	–	–		Framstolar, EXCL BAS, 145 HT	Front seats, EXCL BAS, 145 HT			108) SE SIDA 394, 4-I21	2400 2420 2440
	–	–	–	–		Framstolar, BAS, 145 HT	Front seats, BAS, 145 HT			SE SIDA 400, 4-J03	2460 2480 2500
	–	–	–	–		Framsäte	Bench type front seat			SE SIDA 404, 4-J07	2520 2540 2560
25	–	–	–	–		Nackskydd	Head restraint			SE SIDA 408, 4-J11	2580 2600
26	–	–	–	–		Baksäte, tid. utf. 142, 144	Rear seat, early production, 142, 144			SE SIDA 410, 4-J13	2620 2640 2660
	–	–	–	–		Baksäte, sen. utf. 142, 144	Rear seat, late production, 142, 144			SE SIDA 412, 4-J15	2680 2700 2720
	–	–	–	–		Baksäte, VENV 144385	Rear seat, VENV 144385			SE SIDA 414, 4-J17	2740 2760 2780
	–	–	–	–		Baksäte 145	Rear seat 145			SE SIDA 416, 4-J19	2800 2820
27	–	–	–	–		Tätningspluggar	Seal plugs			SE SIDA 422, 4-K01	2840 2860
28	–	–	–	–		FÄRG, FÄRGKOD	ENAMEL, COLOUR CODE				2880
	–	–	–	–		•19, 42, 46, 62–1	•19, 42, 46, 62–1			SE SIDA 424, 4-K03	2900
	–	–	–	–		•79, 79–1, 94, 95	•79, 79–1, 94, 95			SE SIDA 426, 4-K05	2920
	–	–	–	–		•95–1, 96, 97, 98	•95–1, 96, 97, 98			SE SIDA 428, 4-K07	2940
	–	–	–	–		•99, 100, 101, 102	•99, 100, 101, 102			SE SIDA 430, 4-K09	2960
	–	–	–	–		•104, 105, 107, 108	•104, 105, 107, 108			SE SIDA 432, 4-K11	2980
	–	–	–	–		•109, 110, 111	•109, 110, 111			SE SIDA 434, 4-K13	3000

107. 142 CH–249929, 144 CH–263069, 145 CH–103379
108. 142 CH 249930–, 144 CH 263070–, 145 CH 103380–.

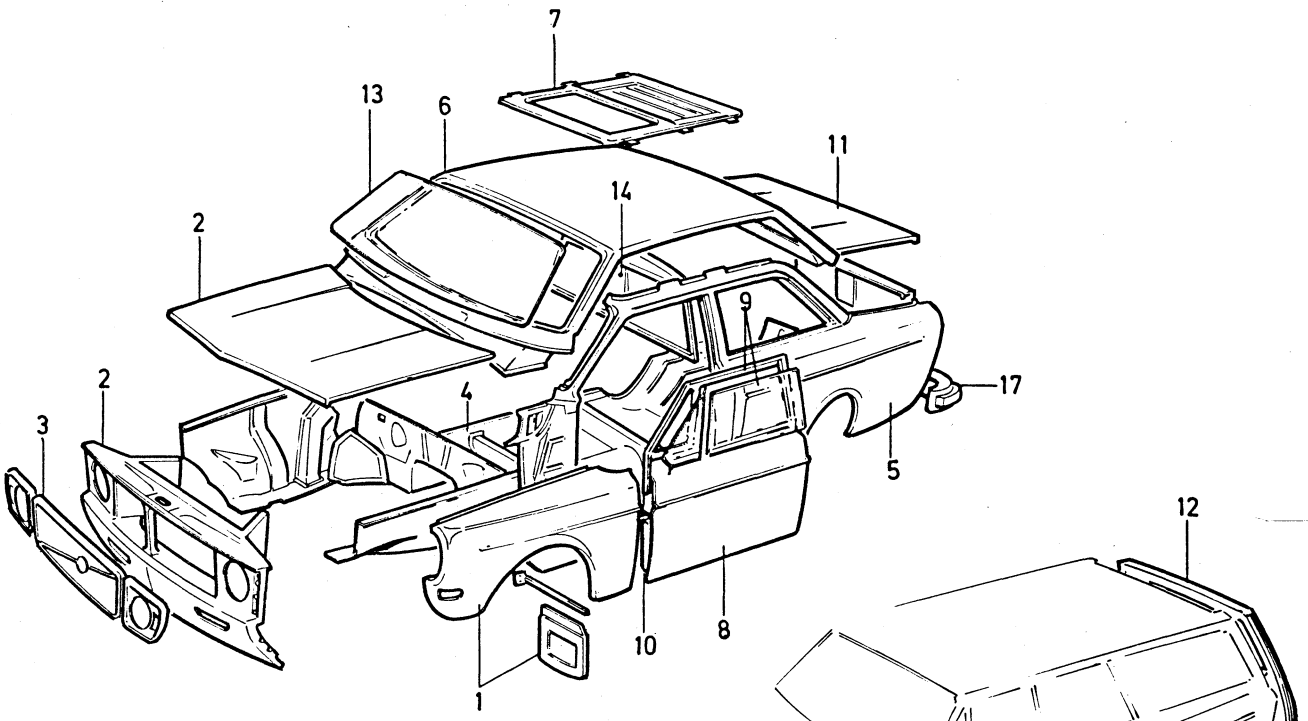

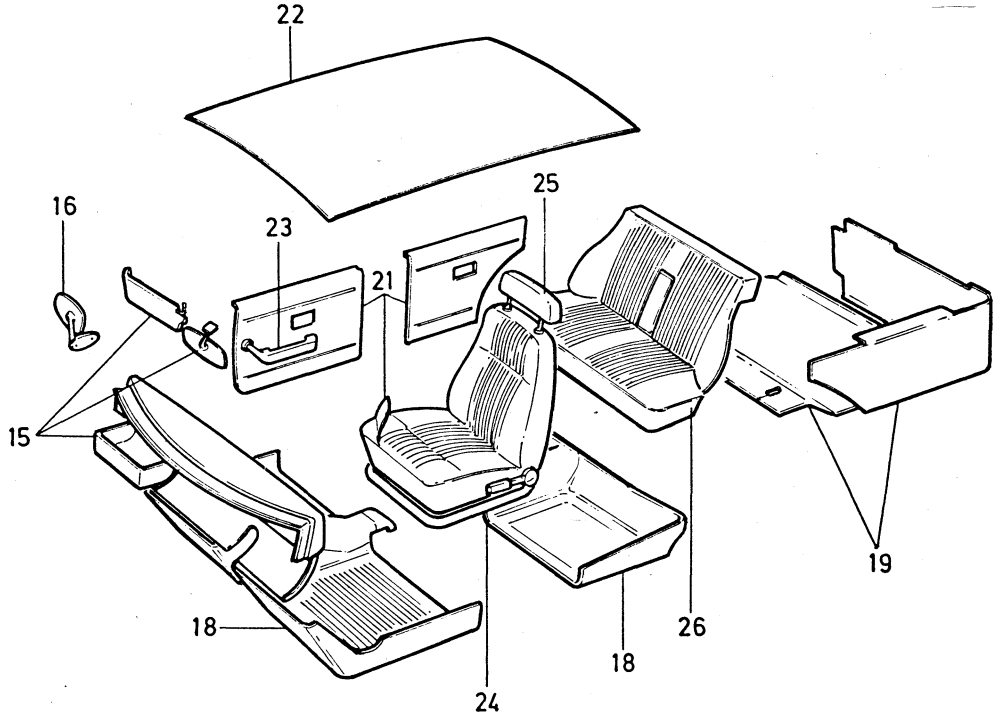

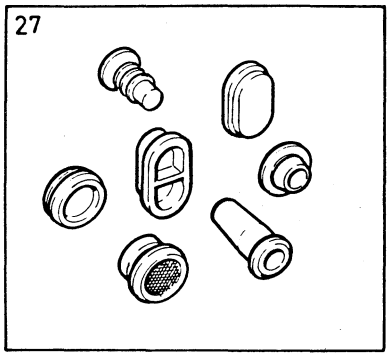

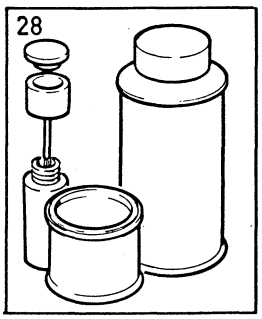

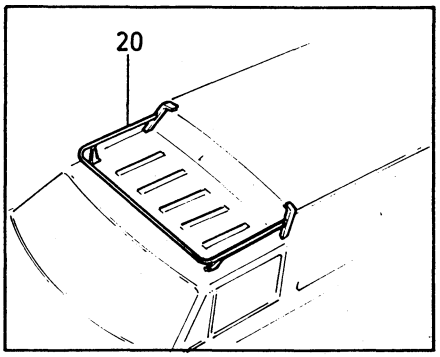

VOLVO PARTS
1 080 26214
(107:5)

Sida / Page	Grupp / Group	Framskärmar / Front mudguards	Illustration	0050
8	8	Främre och bakre stänkskydd / Front and rear mudflaps	25544 1979–11	

Pos. Fig.	Antal/Quantity	Artikel nr Part No	Benämning	Description	Sats Kit	BPSR	Anmärkning Notes	
1	1	675627-4	Framskärm, V	Front mudguard, L			142 KAROSS –181274.	1010
							144 KAROSS –196106 EXCL	1020
							195442–195500.	1030
							145 KAROSS –62681.	1040
	1	684754-5	Framskärm, V	Front mudguard, L			142 KAROSS 181275–.	1050
							144 KAROSS 196107– INCL	1060
							195442–195500.	1070
							145 KAROSS 62682–.	1080
	1	675628-2	Framskärm, H	Front mudguard, R			142 KAROSS –181274.	1090
							144 KAROSS –196106 EXCL	1100
							195442–195500.	1110
							145 KAROSS –62681.	1120
	1	684755-2	Framskärm, H	Front mudguard, R			142 KAROSS 181275–.	1130
							144 KAROSS 196107– INCL	1140
							195442–195500.	1150
							145 KAROSS 62682–.	1160
2	1	675352-9	•Förstärkningsplåt, V	•Reinforcing plate, L				1170
	1	675353-7	•Förstärkningsplåt, H	•Reinforcing plate, R				1
3	2	676993-9	•Konsol	•Bracket				1190
4	2	677118-2	•Konsol	•Bracket				1200
5	6	950319-4	•Skruv, cyl. huvud	•Screw, filister head				1210
	2	950032-3	•Skruv, rundat huvud	•Screw, pan head				1220
6	8	192287-1	•Bricka	•Washer				1230
	20	941093-7	Skruv	Bolt	S		2) L 16	1240
	4	191962-0	Skruv	Bolt	S		2) L 13	1250
	24	941962-3	Fjädermutter	Spring nut	S		2)	1260
	26	192041-2	Bricka	Washer	S		2)	1270
7	14	941093-7	Skruv	Bolt	S		3)	1280
8	14	941962-3	Fjädermutter	Spring nut	S		3)	1290
9	16	192041-2	Bricka	Washer	S		3)	1300
10	14	955523-6	Skruv	Bolt	S		3)	1310
11	14	960141-0	Bricka	Washer	S		3)	1320
11a	2110	679754-2	Kantskyddslist	Edge moulding	S		2 X 1055	1330
12	2	676997-0	Stänkskydd, främre	Mudflap, forward			142 CH –297	1340
							144 CH–25447	1350
							ERS AV 1 ST 1254810–3,	1360
							3 ST 960872–0	1370
x	2	1254810-3	Stänkskydd, främre	Mudflap, forward			(679804)	1380
							142 CH 298–	1
							144 CH 25448–, 145.	1400
13	6	190364-0	Skruv	Screw			142 CH –297	1410
							144 CH –25447	1420
	6	960872-0	Skruv	Screw			142 CH 298–	1430
							144 CH 25448–	1440
							145	1
14	6	960140-2	Bricka	Washer				1450
15	2	676996-2	Stag	Stay				1470
16	6	190364-0	Skruv	Screw				1480
17	6	960140-2	Bricka	Washer				1490
x 18	1	1203270-2	Stänkskydd, bakre, V	Mudflap, rear, L			(675937)	1500
x	1	1203271-0	Stänkskydd, bakre, H	Mudflap, rear, R			(675938)	1510
19	–		Konsol	Bracket			SE KAROSSIDOR	1520
							SEE BODY SIDES	1530
20	4	955513-7	Skruv	Bolt				1540
21	4	955825-5	Mutter	Nut				1550
22	4	955920-4	Bricka	Washer				1560
23	4	960140-2	Bricka	Washer				1570
	1	273144-6	Monteringssats, framskärm	Installation kit, front mudguard				1580
								1590

2. 142 kaross –1622. 144 kaross –37528.
3. 142 kaross 1623–. 144 kaross 37529–. 145.

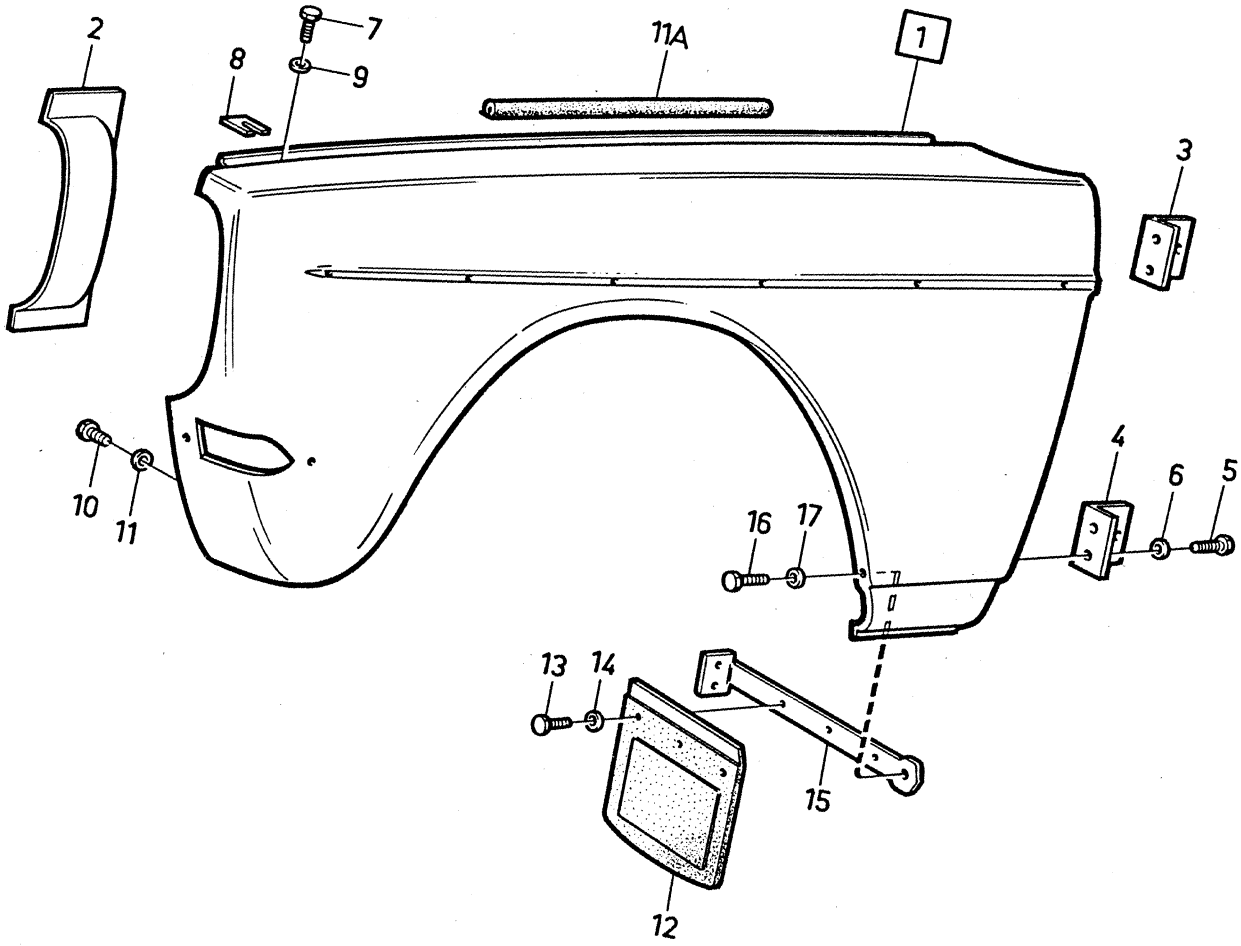

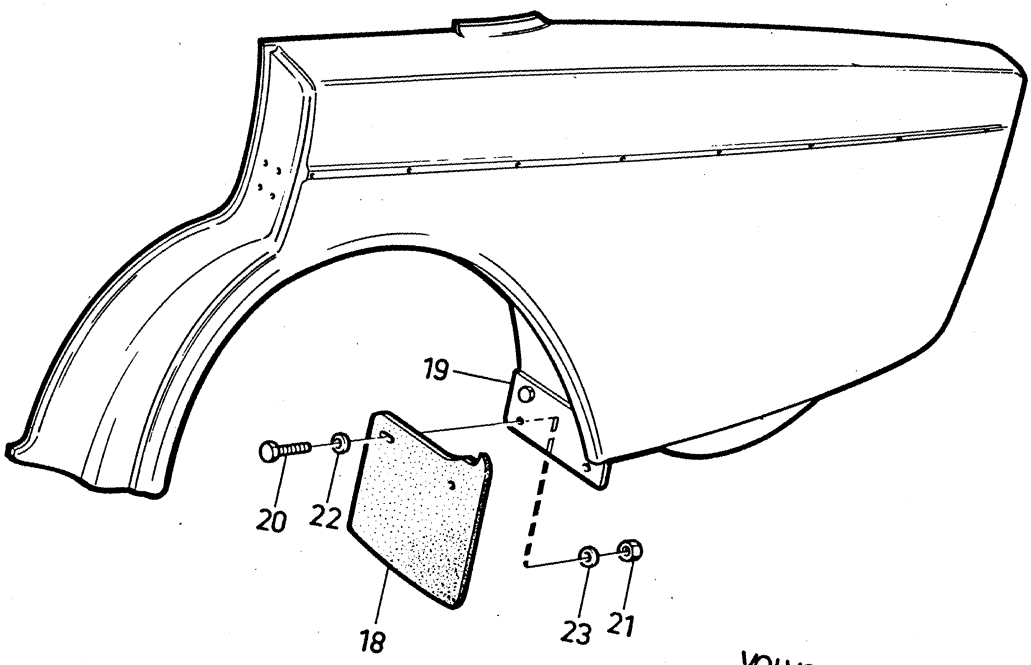

VOLVO PARTS
1080 25544
(108:2)

Sida / Page: 10 | Grupp / Group: 8 | Framstycke, motorhuv, huvlås / Front section, bonnet, bonnet lock | Illustration: 10950, 1979–11 | 0100

Pos. Fig.	Antal/Quantity				Artikel nr Part No	Benämning	Description	Sats Kit	BPSR	Anmärkning Notes	
1	1	–	–	–	675371-9	Framstycke	Front section			22,83)	1010
	1	–	–	–	680948-7	Framstycke	Front section			84)	1020
										142 CH 52900–178959	1030
										144 CH 89800–194139	1040
										145 CH 9200–61599	1045
	1	–	–	–	687296-4	Framstycke	Front section			85) 142 CH 178960–	1050
										144 CH 194140–	1060
										145 CH 61600–	1070
1a	1	–	–	–	675373-5	•Front plåt	•Front plate			ERS AV 1 ST 1203223–1,	1071
										1 ST 1203245–4,	1072
										1 ST 1203246–2	[illegible]3
2	1	–	–	–	675383-4	•Täckplåt	•Escutcheon plate			22)	[illegible]80
	1	–	–	–	680947-9	•Täckplåt	•Escutcheon plate			142 CH 52900–178959	1090
										144 CH 89800–194139	1100
										145 CH 9200–61599	1110
x	1	–	–	–	1203091-2	•Täckplåt	•Escutcheon plate			(686888)	1120
										142 CH 178960–	[illegible]0
										144 CH 194140–	[illegible]0
										145 CH 61600–	1145
3	5	–	–	–	941093-7	•Skruv	•Bolt			22)	1150
	7	–	–	–	190666-8	•Skruv	•Bolt			23)	1160
4	5	–	–	–	192041-2	•Bricka	•Washer			22)	1170
	7	–	–	–	960140-2	•Bricka	•Washer			23)	1180
5	5	–	–	–	941962-3	•Fjädermutter	•Spring nut			22)	1190
6	2	–	–	–	955137-5	•Skruv	•Screw			22)	1200
7	2	–	–	–	960138-6	•Bricka	•Washer			22)	1210
8	2	–	–	–	679921-7	•Platta	•Plate				1220
9	8	–	–	–	941093-7	Skruv	Bolt	S			1230
10	2	–	–	–	941961-5	Fjädermutter	Spring nut	S			1240
11	6	–	–	–	941962-3	Fjädermutter	Spring nut	S			1250
12	8	–	–	–	192041-2	Bricka	Washer	S			1260
13	1	–	–	–	686995-2	Motorhuv	Bonnet			(675202)	1270
14	1	–	–	–	675657-1	Gångjärn, V	Hinge, L				1280
	1	–	–	–	675658-9	Gångjärn, H	Hinge, R				1290
15	4	–	–	–	955534-3	Skruv	Bolt				1300
16	4	–	–	–	64469-0	Bricka	Washer				1310
17	4	–	–	–	940108-4	Fjäderbricka	Spring washer				1320
18	6	–	–	–	955523-6	Skruv	Bolt				[illegible]30
19	6	–	–	–	960141-0	Bricka	Washer			(191993)	[illegible]0
20	6	–	–	–	955921-2	Fjäderbricka	Spring washer				1350
21	2	–	–	–	676238-9	Fjäder	Spring				1360
22	2	–	–	–	678446-6	Gummibuffert	Rubber cushion				1370
23	2	–	–	–	668048-2	Gummibuffert	Rubber cushion			TID UTF. ERS AV	1380
										1 ST 678446–6,	1381
										1 ST 941093–7,	[illegible]2
										1 ST 941962–3,	1383
										1 ST 681529–4	1384
24	2	–	–	–	950038-0	Skruv	Screw			TID UTF	1390
25	6	–	–	–	940145-6	Mutter	Nut			TID UTF	1400
26	4	–	–	–	960140-2	Bricka	Washer			TID UTF	1410
27	2	–	–	–	941906-0	Fjädrande bricka	Resilient washer			TID UTF	1420
28	2	–	–	–	678446-6	Buffert	Cushion	S		SEN UTF	1430
29	2	–	–	–	681529-4	Konsol	Bracket	S		SEN UTF	1440
30	2	–	–	–	941093-7	Skruv	Screw	S		SEN UTF	1450
31	2	–	–	–	941962-3	Fjädermutter	Nut	S		SEN UTF	1460

22. 142 CH –52899 144 CH –89799. 145 CH –9199.
23. 142 CH 52900–. 144 CH 89800–. 145 CH 9200–.
83. Ers av 1 st 1203255–3, 1 st 1203245–4, 1 st 1203246–2, 1 s t 681450–3, 1 st 679006–7, 1 st 684488–0, 1 st 273193–3, 1 st 273194–1, 1 st 680873–7.
84. Ers av 1 st 1203255–3, 1 st 1203245–4, 1 st 1203246–2.
85. Ers av 1 st 1203105–0, 1 st 1203245–4, 1 st 1203246–2.

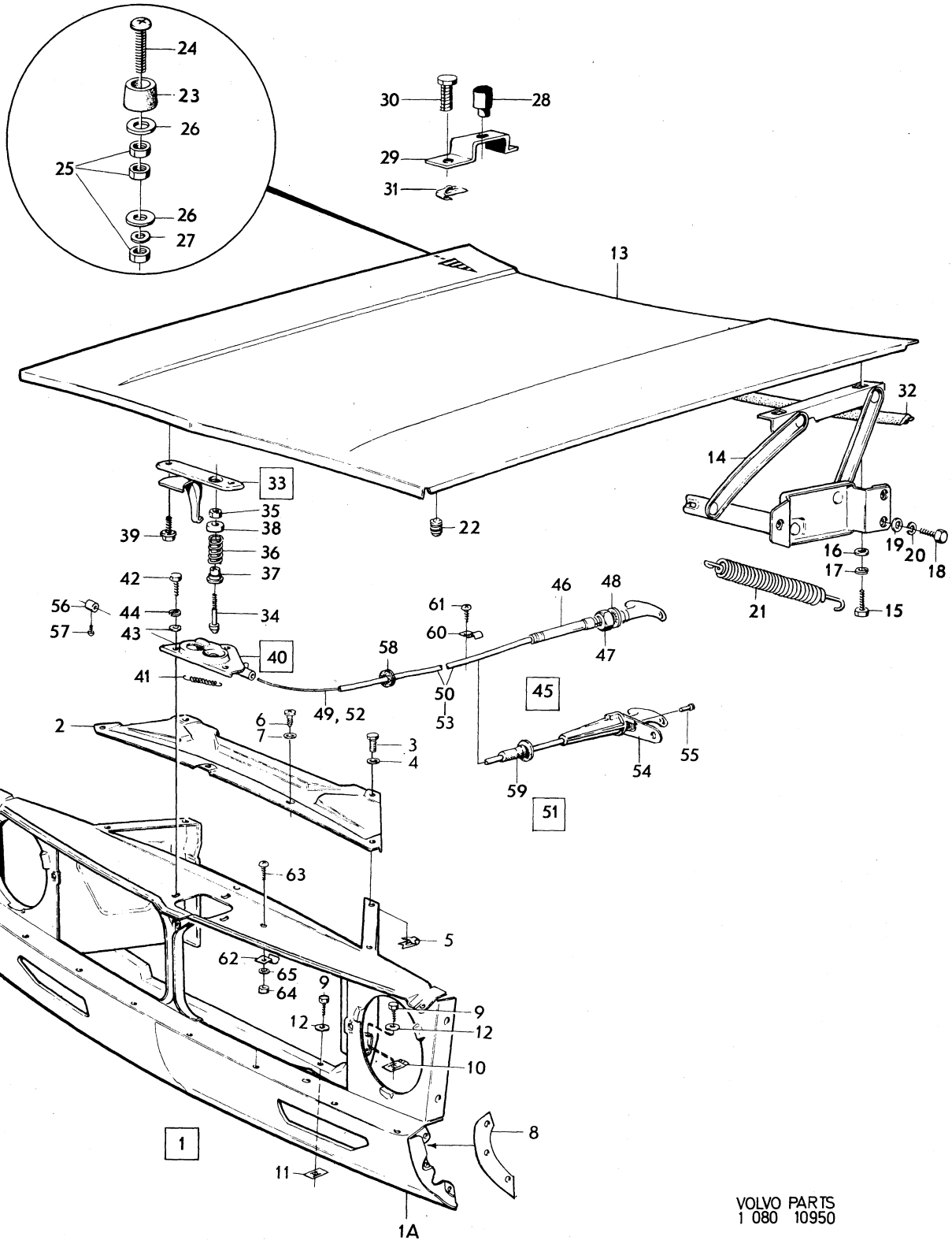

VOLVO PARTS
1 080 10950

Sida Page 12 | Grupp Group 8 | Framstycke, motorhuv, huvlås | Front section, bonnet, Bonnet lock | Illustration 10950 1979–11 | 0100

Pos. Fig.	Antal/Quantity				Artikel nr Part No	Benämning	Description	Sats Kit	BPSR	Anmärkning Notes	
x 32	1	–	–	–	1202939-3	Tätningslist	Seal moulding			(675941)	1470
x 33	1	–	–	–	1213454-0	Huvlås, överdel	Bonnet lock, upper section			(682698)	1480 1490
34	1	–	–	–	676389-0	•Styrtapp	•Guide			22)	1500
	1	–	–	–	682792-7	•Styrtapp	•Guide			23) (681520)	1510
35	1	–	–	–	955782-8	•Mutter	•Nut			22)	1520
	1	–	–	–	681523-7	•Mutter	•Nut			23)	1530
36	1	–	–	–	676391-6	•Fjäder	•Spring			22)	1540
	1	–	–	–	681522-9	•Fjäder	•Spring			23)	1550
37	1	–	–	–	676390-8	•Anslagshylsa	•Stop sleeve			22)	1560
	1	–	–	–	681521-1	•Anslagshylsa	•Stop sleeve			23)	1570
38	1	–	–	–	676392-4	•Bricka	•Washer				1580
39	2	–	–	–	942402-9	Skruv	Screw				1590
x 40	1	–	–	–	1202665-4	Huvlås, underdel	Bonnet lock, lower section			(681927)	2010 2020
41	1	–	–	–	676405-4	•Fjäder	•Spring				2030
42	3	–	–	–	955512-9	Skruv	Screw	S			2040
43	3	–	–	–	192041-2	Bricka	Washer				2050
44	3	–	–	–	955920-4	Fjäderbricka	Spring washer	S			2060
45	1	–	–	–		Huvreglage	Bonnet link			TID UTF ERS AV 676661–2	2070
46	1	–	–	–		•Hylsa	•Sleeve		8		2080
47	1	–	–	–	940140-7	•Mutter	•Nut				2090
48	1	–	–	–	940109-2	•Låsbricka	•Lock washer				2100
49	1900	–	–	–	55192-9	•Tråd	•Cable				2110
50	1800	–	–	–	190585-0	•Spiral	•Sheath				2120
51	1	–	–	–	676661-2	Huvreglage	Bonnet link			SEN UTF	2130
52	1900	–	–	–	55192-9	•Tråd	•Cable				2140
53	1800	–	–	–	190585-0	•Spiral	•Sheath				2150
54	1	–	–	–	681044-4	Konsol	Bracket			142 KAROSS 58610–	2160
										144 KAROSS 94120–	2170
										145 KAROSS 11090–	2180
55	2	–	–	–	955123-5	Skruv	Screw			SEN UTF	2190
56	1	–	–	–	21882-6	Hållare	Retainer			22)	2200
57	1	–	–	–	956059-0	Skruv	Screw			22)	2210
58	1	–	–	–	40136-4	Gummibussning	Rubber bushing				2220
59	1	–	–	–	680556-8	Gummibussning	Rubber bushing			142 CH–157980.	2230
										144 CH–177137 EXCL	2240
										176603–177000.	2250
										145 CH –51373.	
	1	–	–	–	686365-8	Gummibussning	Rubber bushing			142 CH 157981–.	2270
										144 CH 177138– INCL	2280
										176603–177000.	2290
										145 CH 51374–.	2300
60	1	–	–	–	951188-2	Klammer	Clamp				2310
61	1	–	–	–	955137-5	Skruv	Screw				2320
62	1	–	–	–	951188-2	Klammer	Clamp	S		22)	2330
	1	–	–	–	682040-1	Klammer	Clamp	S		23)	2340
63	1	–	–	–	950020-8	Skruv	Screw	S			2350
64	1	–	–	–	940092-0	Mutter	Nut	S			2360
65	1	–	–	–	955946-9	Låsbricka	Lock washer	S			2370
	1	–	–	–	273138-8	Monteringssats för framstycke	Front section installation kit				2380 2390

22. 142 CH –52899 144 CH –89799. 145 CH –9199.
23. 142 CH 52900–. 144 CH 89800–. 145 CH 9200–.

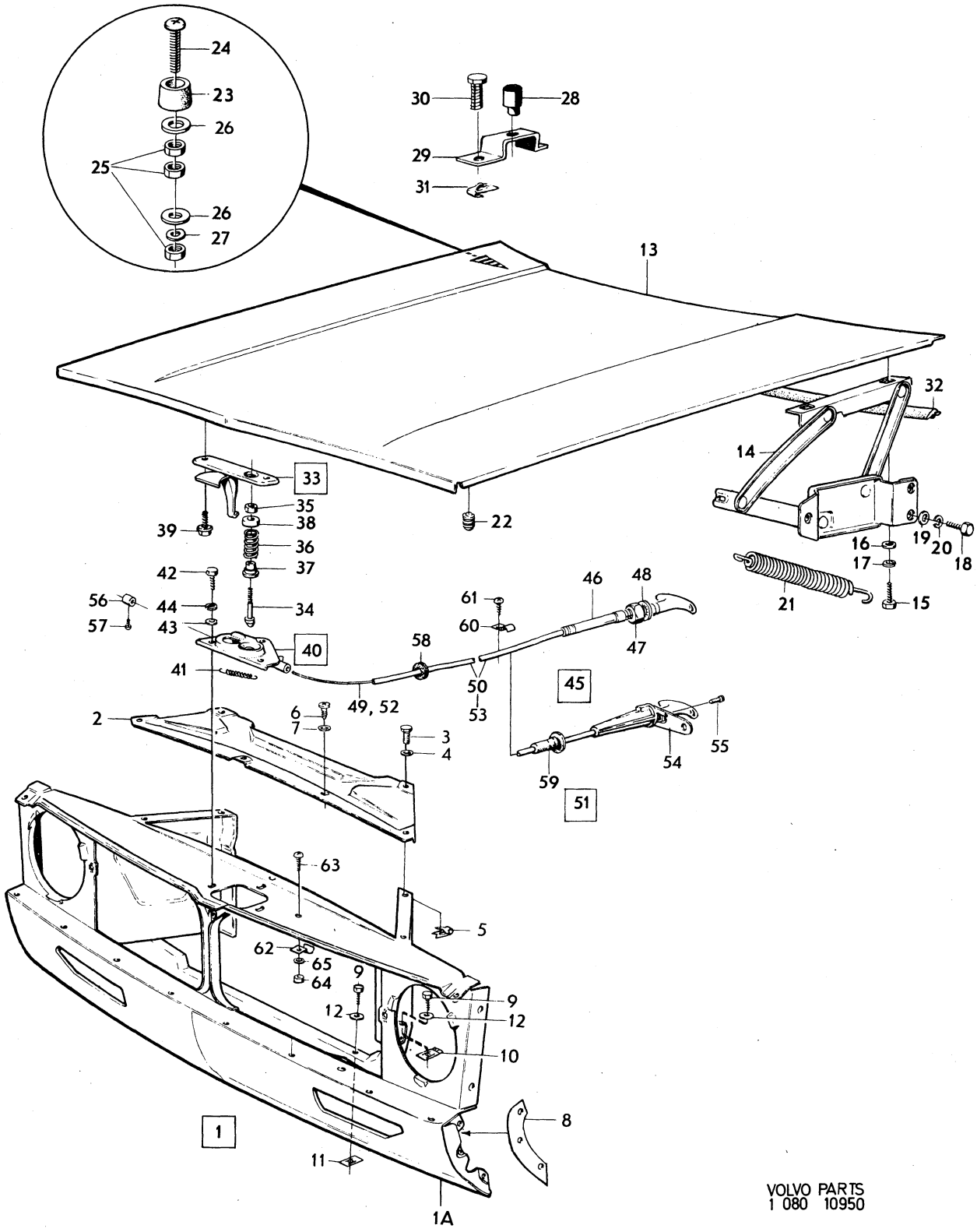

VOLVO PARTS
1 080 10950

Sida / Page 14 | Grupp / Group 8 | Kylargaller / Radiator grille | Illustration 25573 1979–11 | 0150

Pos. Fig.	Antal/Quantity				Artikel nr Part No	Benämning	Description	Sats Kit	BPSR	Anmärkning Notes	
1	–	–	–	–		Kylargaller med monteringssats	Radiator grille with installation kit		8	ALT 1	0020 0040
2	1	–	–	–	687767-4	•Kylargaller	•Radiator grille				0060
	1	–	–	–	273017-4	•Monteringssats	•Installation kit			142 CH–178959	0080
										144 CH–194139	0100
										145 CH–61599	0120
	1	–	–	–	273213-9	•Monteringssats	•Installation kit			142 CH 178960–	0140
										144 CH 194140–	0160
										145 CH 61600–	0180
3	2	–	–	–	677386-5	••Konsol	••Bracket			SATS/KIT 273017–4	0200
	2	–	–	–	687283-2	••Konsol	••Bracket			SATS/KIT 273213–9	0220
4	2	–	–	–	190071-1	••Skruv	••Screw				0240
5	2	–	–	–	191391-2	••Fjädermutter	••Spring nut			SATS/KIT 273017–4	0260
6	2	–	–	–	950021-6	••Skruv	••Screw				0280
7	2	–	–	–	940092-0	••Mutter	••Nut				0300
8	2	–	–	–	941905-2	••Fjädrande bricka	••Resilient washer			SATS/KIT 273017–4	0320
9	2	–	–	–	960138-6	••Bricka	••Washer				0340
10	2	–	–	–	677387-3	••Konsol	••Bracket				0360
11	2	–	–	–	190071-1	••Skruv	••Screw				0380
12	2	–	–	–	191391-2	••Fjädermutter	••Spring nut				0400
13	2	–	–	–	94026-2	••Gummibussning	••Rubber bushing			SATS/KIT 273017–4	0420
	2	–	–	–	687263-4	••Gummibussning	••Rubber bushing			SATS/KIT 273213–9	0440
14	1	–	–	–	677384-0	••Konsol, V	••Bracket, L				0460
	1	–	–	–	677385-7	••Konsol, H	••Bracket, R				0480
15	4	–	–	–	190071-1	••Skruv	••Screw				0500
16	2	–	–	–	955825-5	••Mutter	••Nut			SATS/KIT 273017–4	0520
17	2	–	–	–	192041-2	••Bricka	••Washer			SATS/KIT 273017–4	0540
18	2	–	–	–	190071-1	••Skruv	••Screw			SATS/KIT 273213–9	0560
19	2	–	–	–	687285-7	••Konsol	••Bracket			ERS AV 1 ST 677384–0	0580
										1 ST 677385–7	0600
20	4	–	–	–	960138-6	••Bricka	••Washer			SATS/KIT 273213–9	0620
21	4	–	–	–	950021-6	••Skruv	••Screw			SATS/KIT 273213–9	0640
22	–	–	–	–		Kylargaller med monteringssats	Radiator grille with installation kit		8	ALT 2	0660 0680
23	1	–	–	–	687905-0	•Kylargaller	•Radiator grille				0700
24	1	–	–	–	688471-2	••Prydnadslist	••Trim moulding				0720
25	5	–	–	–	688364-9	••Fäste	••Anchorage				0740
26	1	–	–	–	686417-7	••Emblem	••Emblem				0760
	1	–	–	–	273211-3	•Monteringssats för kylargaller	•Radiator grille installation kit				0800
27	2	–	–	–	685920-1	••Pinne	••Pin			(686414)	0820
28	2	–	–	–	40136-4	••Bussning	••Bushing				0840
29	2	–	–	–	686410-2	••Konsol	••Bracket				0860
30	2	–	–	–	955138-3	••Skruv	••Screw				0880
31	2	–	–	–	940090-4	••Bricka	••Washer				0900
32	2	–	–	–	950021-6	••Skruv	••Screw				0920
33	2	–	–	–	940092-0	••Mutter	••Nut				0940
34	4	–	–	–	960138-6	••Bricka	••Washer				0960
35	4	–	–	–	955119-3	••Skruv	••Screw				0980
36	1	–	–	–	273210-5	•Sarg med monterings-detaljer, V	•Frame with installation kit, L				1000 1020
	1	–	–	–	273212-1	•Sarg med monterings-detaljer, H	•Frame with installation kit, R				1040 1060
37	1	–	–	–	686290-8	••Sarg, V	••Frame, L				1080
	1	–	–	–	686291-6	••Sarg, H	••Frame, R				1100
38	2	–	–	–	685920-1	••Pinne	••Pin				1120
39	2	–	–	–	40136-4	••Bussning	••Bushing				1140
40	2	–	–	–	686411-0	••Konsol	••Bracket				1160
41	2	–	–	–	955138-3	••Skruv	••Screw				1180
42	4	–	–	–	950021-6	••Skruv	••Screw				1200
43	6	–	–	–	940090-4	••Bricka	••Washer				1220
44	4	–	–	–	955119-3	••Skruv	••Screw				1240
45	4	–	–	–	944531-3	••Fjädermutter	••Spring nut				1260

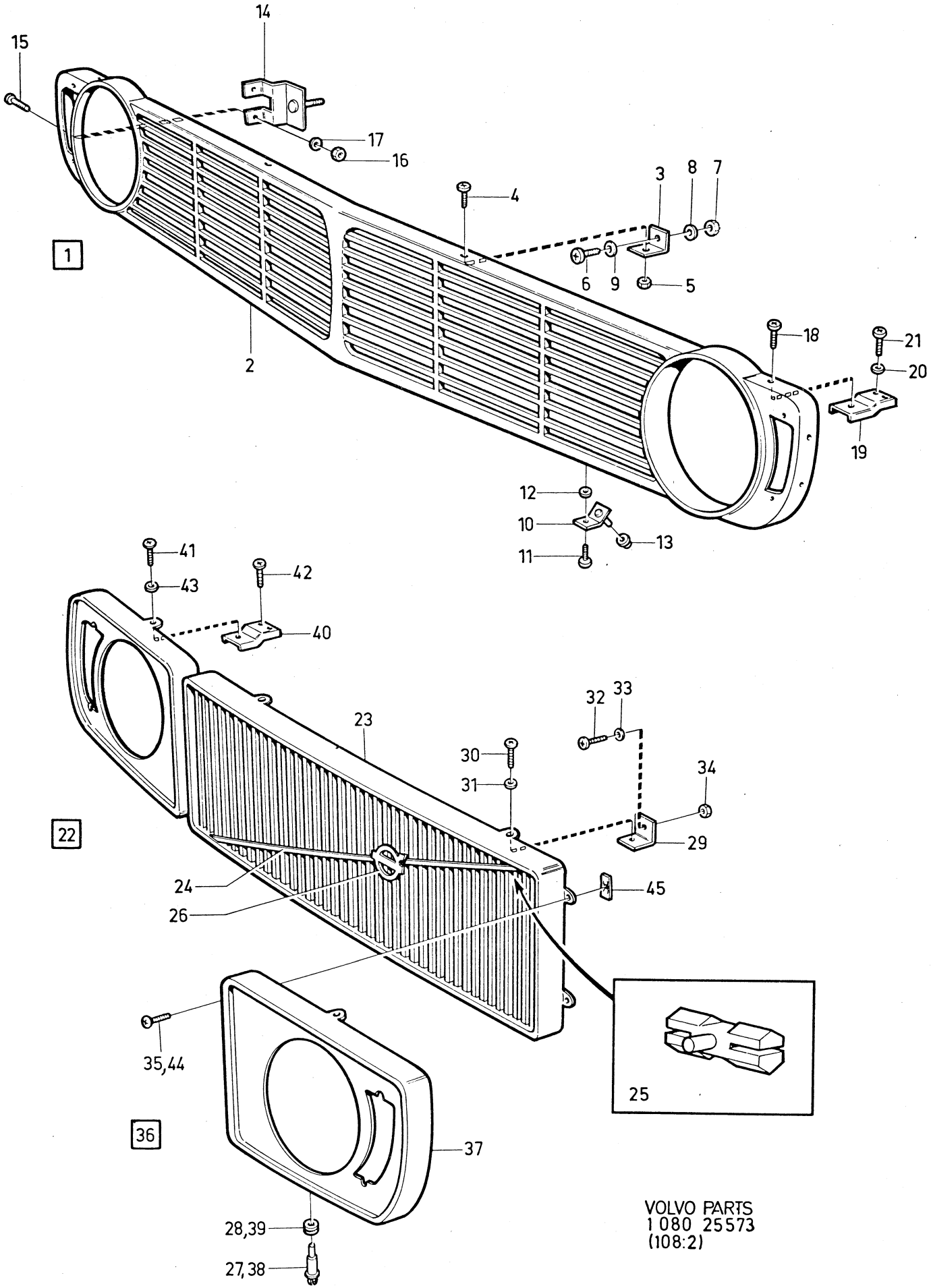

VOLVO PARTS
1 080 25573
(108:2)

Sida / Page: 16 | Grupp / Group: 8 | Golvparti / Floor section | Illustration: 10853 1979–11 | 0200

Pos. Fig.	Antal/Quantity				Artikel nr Part No	Benämning	Description	Sats Kit	B P S R	Anmärkning Notes	
1	1	–	–	–	678724-6	Mellanbräda	Firewall				0020
2	1	–	–	–	675002-0	Sidobalk, V	Side member, L			(1213974)	0040
3	1	–	–	–	675003-8	Sidobalk, H	Side member, R			(1213975)	0100
4	1	–	–	–	675006-1	Hjulhus, främre, V	Wheel housing, forward, L				0160 0180
5	1	–	–	–	675007-9	Hjulhus, främre, H	Wheel housing, forward, R				0200 0220
5a	1	–	–	–	676768-5	Balk, V	Member, L				0240
	1	–	–	–	675424-6	Balk, H	Member, R				0260
6	2	–	–	–	677067-1	Domkraftfäste	Jack pad				0280
6a	2	–	–	–	685661-1	Balk	Member			142 CH 249930– 144 CH 263070– 145 CH 103380–	0320 0340
7	1	–	–	–	677230-5	Knutplåt, V	Tie plate, L				0360
8	1	–	–	–	677231-3	Knutplåt, H	Tie plate, R				0380
9	1	–	–	–	675043-4	Tvärbalk, främre del	Cross member, forward section			142 CH –178959 144 CH –194139 145 CH –61599	0400
	1	–	–	–	687167-7	Tvärbalk, främre del	Cross member, forward section			142 CH 178960– 144 CH 194140– 145 CH 61600–	0460 0480 0500
10	1	–	–	–	675039-2	Tvärbalk, bakre del	Cross member, rear section			142 CH –178959 144 CH –194139 145 CH –61599	0520 0540 0560
	1	–	–	–	687250-1	Tvärbalk, bakre del	Cross member, rear section			142 CH 178960– 144 CH 194140– 145 CH 61600–	0580 0600 0620
10a	1	–	–	–	681450-3	Batterihylla	Battery shelf			23)	0640
x 11	1	–	–	–	1254596-8	Golv, främre	Floor, forward			(680423)	0660
	1	–	–	–		Kåpa	Casing		8	142 CH 249930– 144 CH 263070– 145 CH 103380–	0680 0700 0720
x 11a	1	–	–	–	1255404-4	•Kåpa	•Casing			(685987)	0740
11b	1	–	–	–	688469-6	•Förstärkning	•Reinforcement				0760
11c	1	–	–	–	685922-7	Förstärkning, V	Reinforcement, L			142 CH 249930– 144 CH 263070– 145 CH 103380–	0780 0800 0820
	1	–	–	–	685665-2	Förstärkning, H	Reinforcement, R			142 CH 249930– 144 CH 263070– 145 CH 103380–	0860 0880
11d	1	–	–	–	683636-5	Fotstöd	Foot rest			142 CH 112400–249929 144 CH 138700–263069 145 CH 30900–103379	0900 0920 0940
	1	–	–	–	686974-7	Fotstöd	Foot rest			142 CH 249930– 144 CH 263070– 145 CH 103380–	0960 1000
11e	1	–	–	–	955141-7	Skruv	Screw			41)	1020
11f	1	–	–	–	940090-4	Bricka	Washer			41)	1040
12	1	–	–	–	676154-8	Golv, bakre	Floor, rear				1060
12a	1	–	–	–	675848-6	•Reservhjulsbalja, inre, V	•Spare wheel container, inner, L				1080 1100
	1	–	–	–	675849-4	•Reservhjulsbalja, inre, H	•Spare wheel container, inner, R				1120 1140
12b	–	–	–	–	687170-1	•Remfäste	•Strap anchorage				1160
13	1	–	–	–	675949-2	•Förstärkning, bakre stötfångare, V	•Reinforcement, rear damper, L				1180 1200
14	1	–	–	–	675950-0	•Förstärkning, bakre stötfångare, H	•Reinforcement, rear damper, R				1220 1240

23. 142 CH 52900–. 144 CH 89800–. 145 CH 9200–.
41. 142 CH 112400–. 144 CH 138700–. 145 CH 30900–.

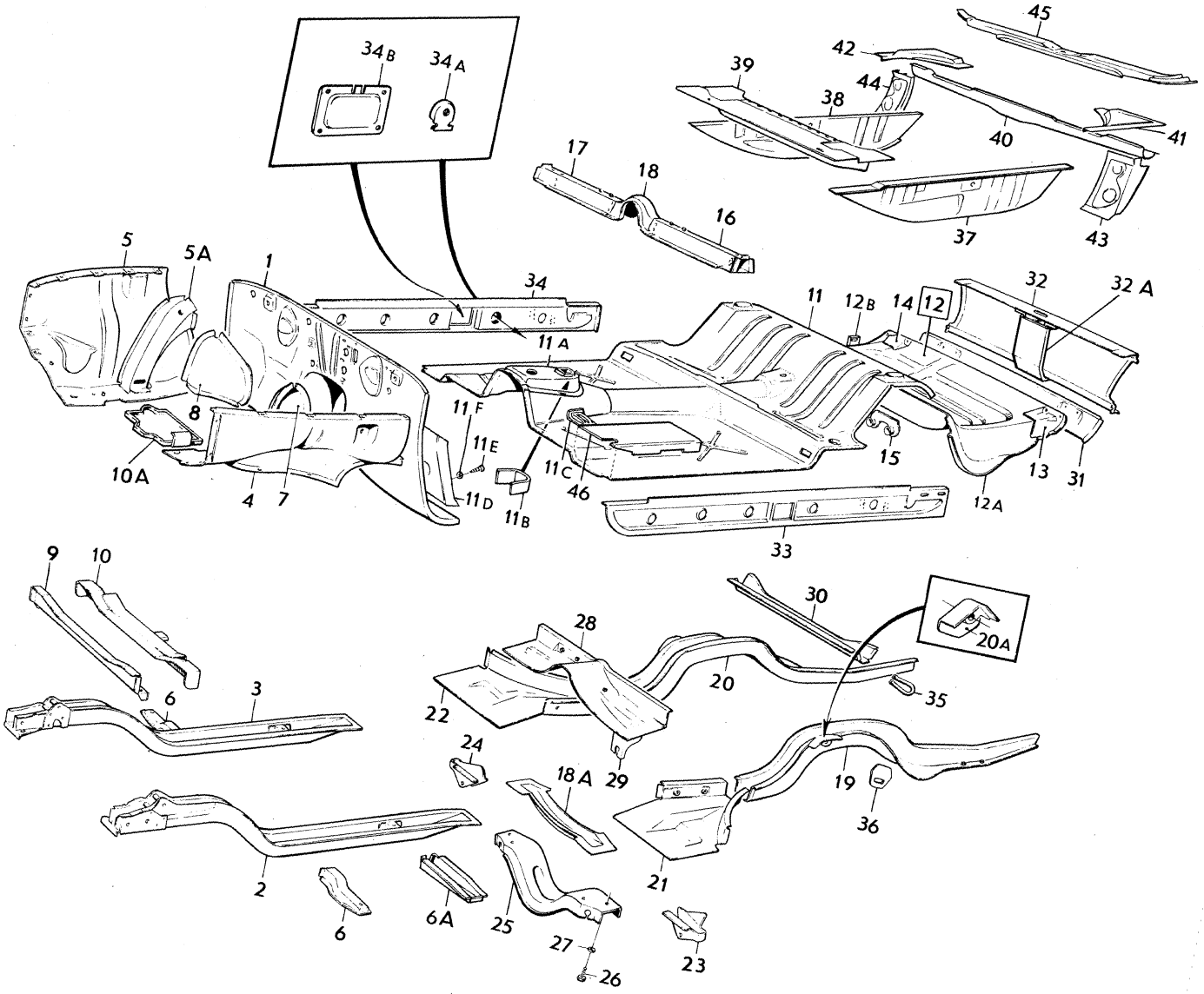

VOLVO PARTS
1 080 10853

Sida Page	Grupp Group	Golvparti	Floor section	Illustration	0200
18	8			10853 1979–11	

Pos. Fig.	Antal/Quantity				Artikel nr Part No	Benämning	Description	Sats Kit	B P S R	Anmärkning Notes	
15	1	–	–	–	676027-6	Hållare, ljuddämpare– upphängning	Retainer, silencer– mountings				1260 1280
16	1	–	–	–	677129-9	Sitsresare, V	Seat support, L				1300
17	1	–	–	–	677130-7	Sitsresare, H	Seat support, R				1320
18	1	–	–	–		Sitsresare, miit	Seat support, centre		8		1340
18a	1	–	–	–	682274-6	Stag	Stay			41)	1360
19	1	–	–	–	1211144-9	Sidobalk, V, kmpl	Side member, L, cpl			142 CH –178959	1380
										144 CH –194139	1400
										145 CH –61599	1420
										(677196)	1440
	1	–	–	–	688024-9	Sidobalk, V	Side member, L			142 CH 178960–	
										144 CH 194140–	
										145 CH 61600–	1500
20	1	–	–	–	1211145-6	Sidobalk, H, kmpl	Side member, R, cpl			142 CH –178959	1520
										144 CH –194139	1540
										145 CH –61599	1560
										(677197)	
	1	–	–	–	688025-6	Sidobalk, H	Side member, R			142 CH 178960–	
										144 CH 194140–	1620
										145 CH 61600–	1640
20a	2	–	–	–	675892-4	•Stötdämparfäste	•Anchorage, shock absorber			142 CH –178959	1660
										144 CH –194139	1680
										145 CH –61599	1700
	2	–	–	–		•Stötdämparfäste	•Anchorage shock absorber		8	142 CH 178960–	1720
										144 CH 194140–	1740
										145 CH 61600–	1760
x 21	1	–	–	–	1202098-8	Torsionslåda, V	Torsion box, L			(675982)	1780
x 22	1	–	–	–	1202099-6	Torsionslåda, H	Torsion box, R			(675983)	1800
23	1	–	–	–	678072-0	•Domkraftfäste, V	•Jack pad, L				1820
24	1	–	–	–	678073-8	•Domkraftfäste, H	•Jack pad, R				1840
25	1	–	–	–	675300-8	Tvärbalk	Cross member			7) 144 KAROSS –4999	1860
26	4	–	–	–	955534-3	Skruv	Bolt			144 KAROSS –4999	1880
27	4	–	–	–	940108-4	Bricka	Washer			144 KAROSS –4999	1900
x 28	1	–	–	–	1201820-6	Tvärbalk	Cross member			(675010)	1920
29	2	–	–	–	686357-5	•Konsol för handbromswire	•Bracket for hand brake cable			142 144 KAROSS 5000– 145	1940 1960 1980
30	1	–	–	–	675017-8	Tvärbalk	Cross member				
31	1	–	–	–	675458-4	Bakstycke, undre	Rear section, lower				
32	1	–	–	–	675471-7	Bakstycke, övre	Rear section, upper			142, 144 (675834)	2040
x 32a	1	–	–	–	1202092-1	Stag	Stay			(1211831)	2060
x 33	1	–	–	–	1201960-0	Bottensvällare, inre V	Bottom rail, inner, L			(680245)	2080
x 34	1	–	–	–	1201961-8	Bottensvällare, inre H	Bottom rail, inner, R			(680246)	2100
34a	2	–	–	–	685634-8	•Mutterplatta	•Nut plate			(679993)	2120
34b	2	–	–	–	687727-8	Täckplåt	Cover plate			142 CH 200325–	
	4	–	–	–	942624-8	Skruv	Screw				2160
35	1	–	–	–	679264-2	Bogserögla	Tow hitch				2180
36	2	–	–	–	679824-3	Bogserögla	Tow hitch				2200
37	1	–	–	–	681122-8	Sidoplåt, V	Side plating, L			145 (676980)	2220
38	1	–	–	–	676981-4	Sidoplåt, H	Side plating, R			145	2240
39	1	–	–	–		Balk, främre	Member, forward		8	145	2260
40	1	–	–	–	676869-1	Balk, bakre	Member, rear			145	2280
41	1	–	–	–	676982-2	Knutplåt, V	Tie plate, L			145	2300
42	1	–	–	–	676983-0	Knutplåt, H	Tie plate, R			145	2320
43	1	–	–	–	676874-1	Konsol, V	Bracket, L			145	2340
44	1	–	–	–	676875-8	Konsol, H	Bracket			145	2360
45	1	–	–	–	677511-8	Tvärbalk	Cross member			145	2380
x 46	1	–	–	–	1202107-7	Täckplåt, främre, V	Escutcheon plate, forward, L			(683890)	2400 2420

7. Ers av: 2 st 679470–5, 1 st 679472–1, 2 st 679473–9, 2 st 679479–6, 4 st 190665–0.
41. 142 CH 112400–. 144 CH 138700–. 145 CH 30900–.

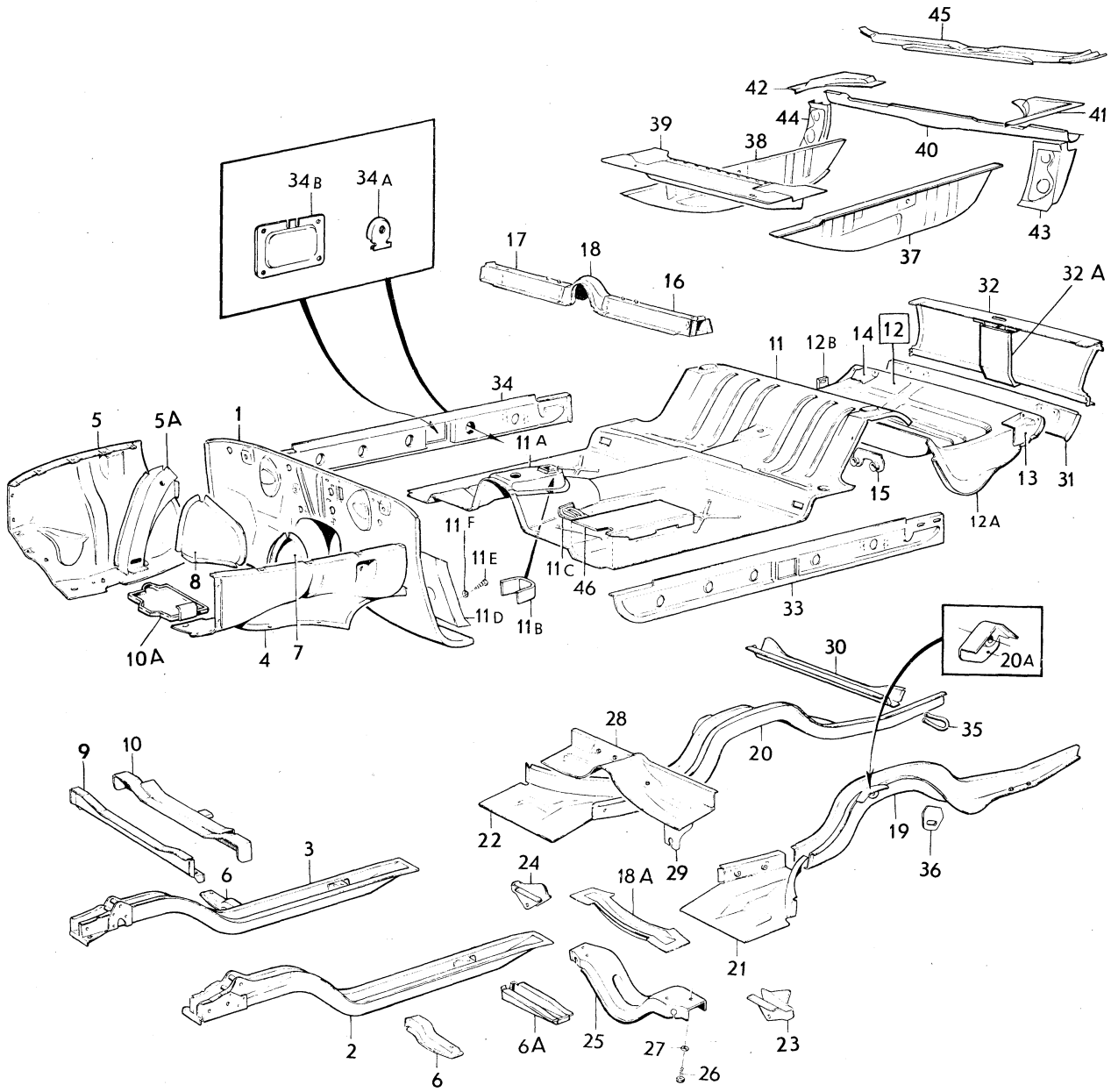

VOLVO PARTS
1 080 10853

Sida Page	Grupp Group	Golvparti	Floor section	Illustration	0200
20	8			10853 1979–11	

	Pos. Fig.	Antal/Quantity				Artikel nr Part No	Benämning	Description	Sats Kit	B P S R	Anmärkning Notes	
x		1	–	–	–	1202108-5	Täckplåt, främre, H.....	Escutcheon plate..... forward, R			(683891)	2440 2460
		1	–	–	–	685571-2	Täckplåt, bakre, V	Escutcheon plate, rear, L			142, 144, 145 HV	2500
		1	–	–	–	685572-0	Täckplåt, bakre, H	Escutcheon plate, rear, R....			142, 144, 145 HV	2520
		–	–	–	–							2540

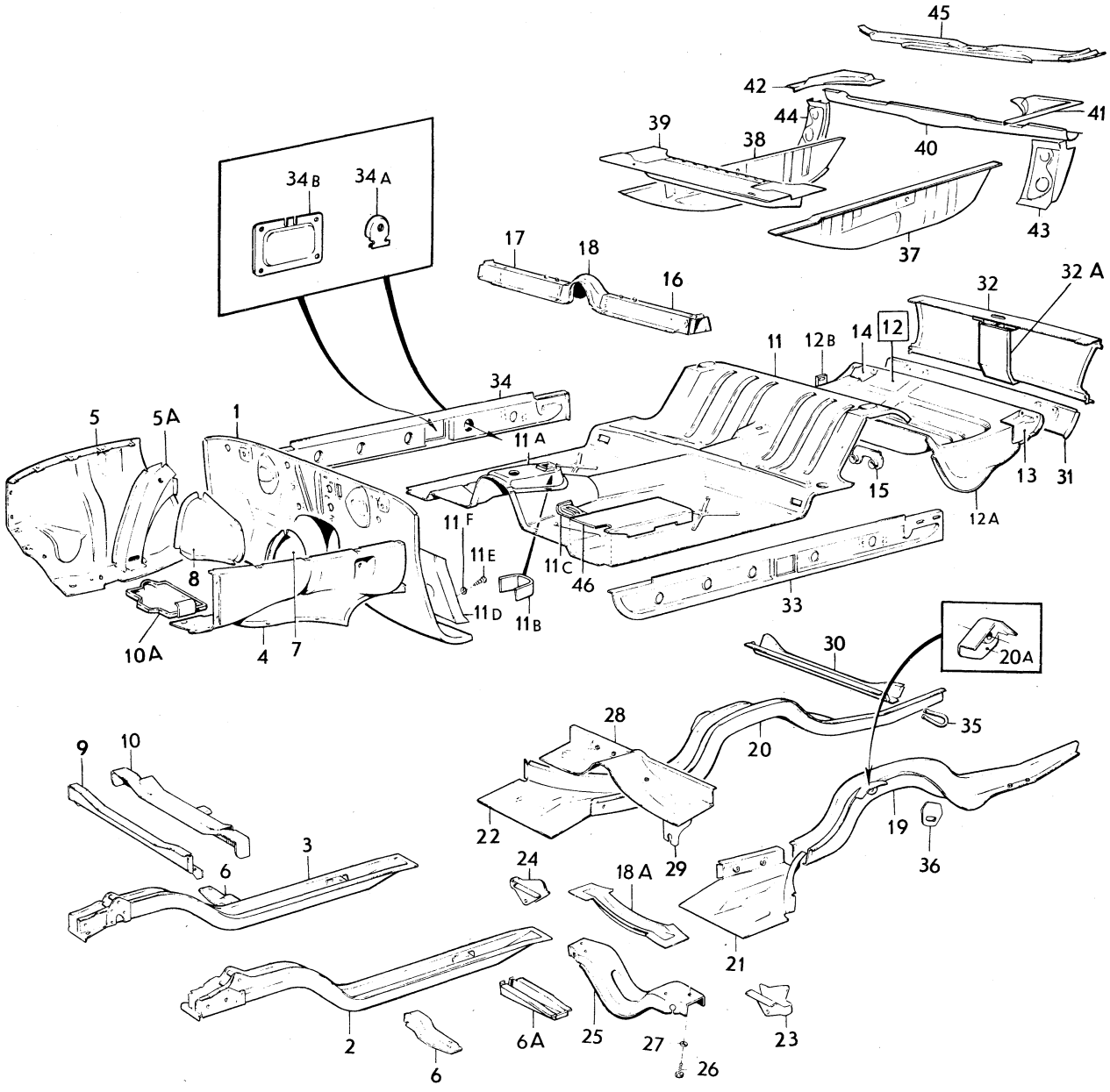

VOLVO PARTS
1 080 10853

Sida Page	Grupp Group	Karossidor	Body sides	Illustration	0250
22	8	142	142	10854 1979–11	

	Pos. Fig.	Antal/Quantity				Artikel nr Part No	Benämning	Description	Sats Kit	B P S R	Anmärkning Notes	
	1	1	–	–	–		Karossida, V	Body side, L		8		1010
		1	–	–	–		Karossida, H	Body side, R		8		1020
		–	–	–	–		•Det se sida 34, 3-F11	•Comps page 34, 3-F11				1030
	2	1	–	–	–	676092-0	Vindrutestolpe, V	Windscreen pillar, L			ERS AV 1 ST 676218–1,	1040
											1 ST 1202766–0	1045
		1	–	–	–	676093-8	Vindrutestolpe, H	Windscreen pillar, R			ERS AV 1 ST 676219–9,	1050
											1 ST 1202767	1055
x	3	1	–	–	–	1254223-9	Torpedsida, inre, V	Cowl side, inner, L			(675823)	1060
x		1	–	–	–	1304133-0	Torpedsida, inre, H	Cowl side, inner, R			(1255221)	1070
	4	1	–	–	–	675244-8	Knutplåt, V	Tie plate, L				1080
		1	–	–	–	675245-5	Knutplåt, H	Tie plate, R				1090
	5	1	–	–	–	676159-7	Täckplåt, V	Escutcheon plate, L				1100
		1	–	–	–	676160-5	Täckplåt, H	Escutcheon plate, R				1110
	6	1	–	–	–	676377-5	Mellanstolpe, yttre, V	Centre pillar, outer, L				1120
		1	–	–	–	676378-3	Mellanstolpe, yttre, H	Centre pillar, outer, R				1130
	7	1	–	–	–	680216-9	Taksvällare,	Cant rail,			(676410)	1140
							främre, inre, V	forward, inner, L				1150
		1	–	–	–	680217-7	Taksvällare,	Cant rail,			(676411)	1160
							främre, inre, H	forward, inner, R				1170
	8	1	–	–	–	675972-4	Taksvällare,	Cant rail,				1180
							bakre, inre, V	rear, inner, L				1190
		1	–	–	–	675973-2	Taksvällare,	Cant rail,				1200
							bakre, inre, H	rear, inner, R				1210
	9	1	–	–	–	682379-3	Hylla, ytterdel, V	Bracket, outer section, L			(675448)	1220
		1	–	–	–	682380-1	Hylla, ytterdel, H	Bracket, outer section, R			(675449)	1230
	10	1	–	–	–	1211935-0	Förstärkning,	Reinforcement,			CH 280098–	1240
							säkerhetsbälte, V	safety belt, L				1250
		1	–	–	–		Förstärkning,	Reinforcement,		8	CH 280098–	1260
							säkerhetsbälte, H	safety belt, R				1270
	11	2	–	–	–	678026-6	Konsol för gasfjäder	Bracket for gas spring				1280
	12	2	–	–	–	913114-5	•Saxpinnebult	•Clevis pin			TID UTF	1290
	13	2	–	–	–	907824-7	•Saxpinne	•Split pin			TID UTF	1300
		2	–	–	–		•Rörpinne	•Lock pin		8	SEN UTF	1310
	14	1	–	–	–	676076-3	Taktygshållare, V	Headlining retainer, L				1320
		1	–	–	–	676077-1	Taktygshållare, H	Headlining retainer, R				1330
	15	2	–	–	–	685634-8	Mutterplatta,	Nut plate,			(679993)	1340
							säkerhetsbälte	safety belt				1350
x	16	2	–	–	–	1202088-9	Mutterplatta,	Nut plate,			(675451)	1360
							gångjärn för baklucka	luggage compartment hinge				1371
x	17	1	–	–	–	1255392-1	Hjulhus,	Wheel housing,			(675827)	1380
							bakre, inre, V	rear, inner, L				1390
x		1	–	–	–	1255393-9	Hjulhus,	Wheel housing,			(675828)	1400
							bakre, inre, H	rear, inner, R				1410
x	18	1	–	–	–	1202913-8	Gavelplåt, V	End plate, L			(675255)	2010
x		1	–	–	–	1202914-6	Gavelplåt, H	End plate, R			(675256)	2020
	19	4	–	–	–	675445-1	Mellanlägg	Bulk head				2030
x	20	1	–	–	–	1203469-0	Dropplist, V	Drip moulding, L			(675853)	2040
x		1	–	–	–	1203470-8	Dropplist, H	Drip moulding, R			(675854)	2050
		1	–	–	–		Bakskärm, V	Rear mudguard, L		8		2060
		1	–	–	–		Bakskärm, H	Rear mudguard, R		8		2070
	21	1	–	–	–	675951-8	•Bakskärm, V	•Rear mudguard, L			86)	2080
		1	–	–	–	675952-6	•Bakskärm, H	•Rear mudguard, R			87)	2090
	22	1	–	–	–	678204-9	••Dörrstolpe, V	••Door pillar, L			88)	2100
		1	–	–	–	678205-6	••Dörrstolpe, H	••Door pillar, R			89)	2110
	23	1	–	–	–	683532-6	•Förstärkningsprofil, V	•Reinforcement, L			(678598)	2120
		1	–	–	–	683533-4	•Förstärkningsprofil, H	•Reinforcement, R			(678598)	2130

86. Ers av 1 st 1254158–7, 1 st 1254055–5, 1 st 1247857–4, 3 s t 944049–6, 4 st 956208–3
87. Ers av 1 st 1213660–2, 1254160–3, 1 st 1254055–5, 1 st 124 7857–4, 3 st 944049–6, 4 st 956208–3.
88. Ers av 1 st 1254161–1, 1 st 1254055–5, 1 st 1247857–7, 3 s t 944049–6, 4 st 956208–3
89. Ers av 1 st 1254162–9, 1 st 1254055–5, 1 st 1247857–7, 3 s t 944049–6, 4 st 956208–3.

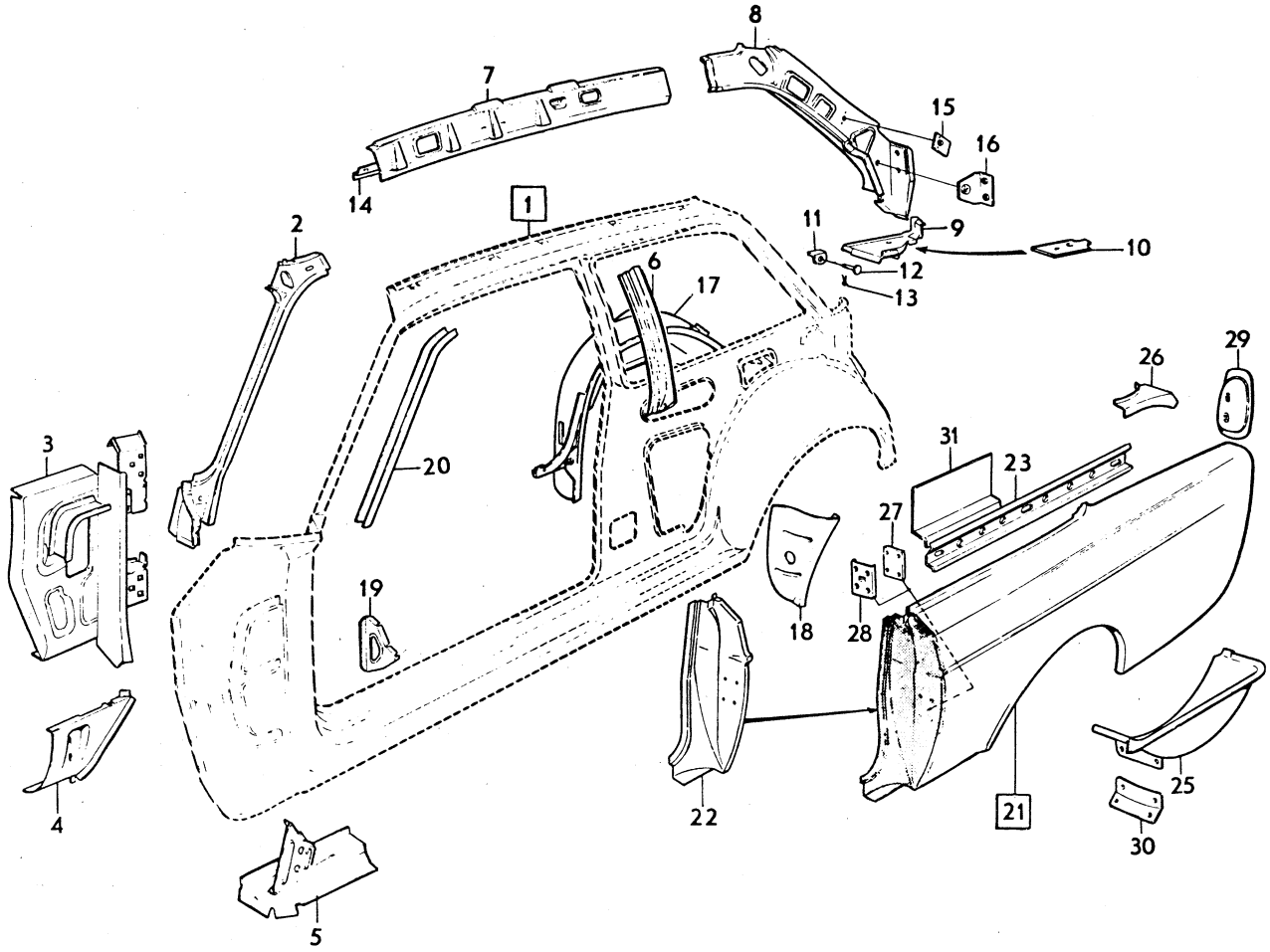
1
2
3
4
5
6
7
8
9
10
11
12
13
14
15
16
17
18
19
20
21
22
23
24
25
26
27
28
29
30
31

Sida Page	Grupp Group	Karossidor	Body sides	Illustration	0250
24	8	142	142	10854 1979–11	

	Pos. Fig.	Antal/Quantity				Artikel nr Part No	Benämning	Description	Sats Kit	B P S R	Anmärkning Notes	
	24	1	–	–	–	687170-1	•Remfäste	•Strap anchorage			(675388)	2140
	25	1	–	–	–	675743-9	•Reservhjulsbalja, yttre, V	•Spare wheel container, outer, L				2150 2160
		1	–	–	–	675744-7	•Reservhjulsbalja, yttre, H	•Spare wheel container, outer, R				2170 2180
x	26	1	–	–	–	1203179-5	•Knutplåt, V	•Tie plate, L			(675472)	2190
x		1	–	–	–	1203180-3	•Knutplåt, H	•Tie plate, R			(675473)	2200
	27	2	–	–	–	676135-7	•Mutterplatta	•Nut plate				2210
x	28	2	–	–	–	1211033-4	•Förstärkningsplåt	•Reinforcing plate			(675997)	2220
	29	1	–	–	–	676034-2	•Kåpa, V	•Casing, L				2230
		1	–	–	–	676035-9	•Kåpa, H	•Casing, R				[illegible]
	30	2	–	–	–	675936-9	•Konsol	•Bracket				[illegible]
	31	1	–	–	–	683532-6	•Förstärkning, V	•Reinforcement, L			TID UTF	2260
		1	–	–	–	683533-4	•Förstärkning, H	•Reinforcement, R			TID UTF	2280

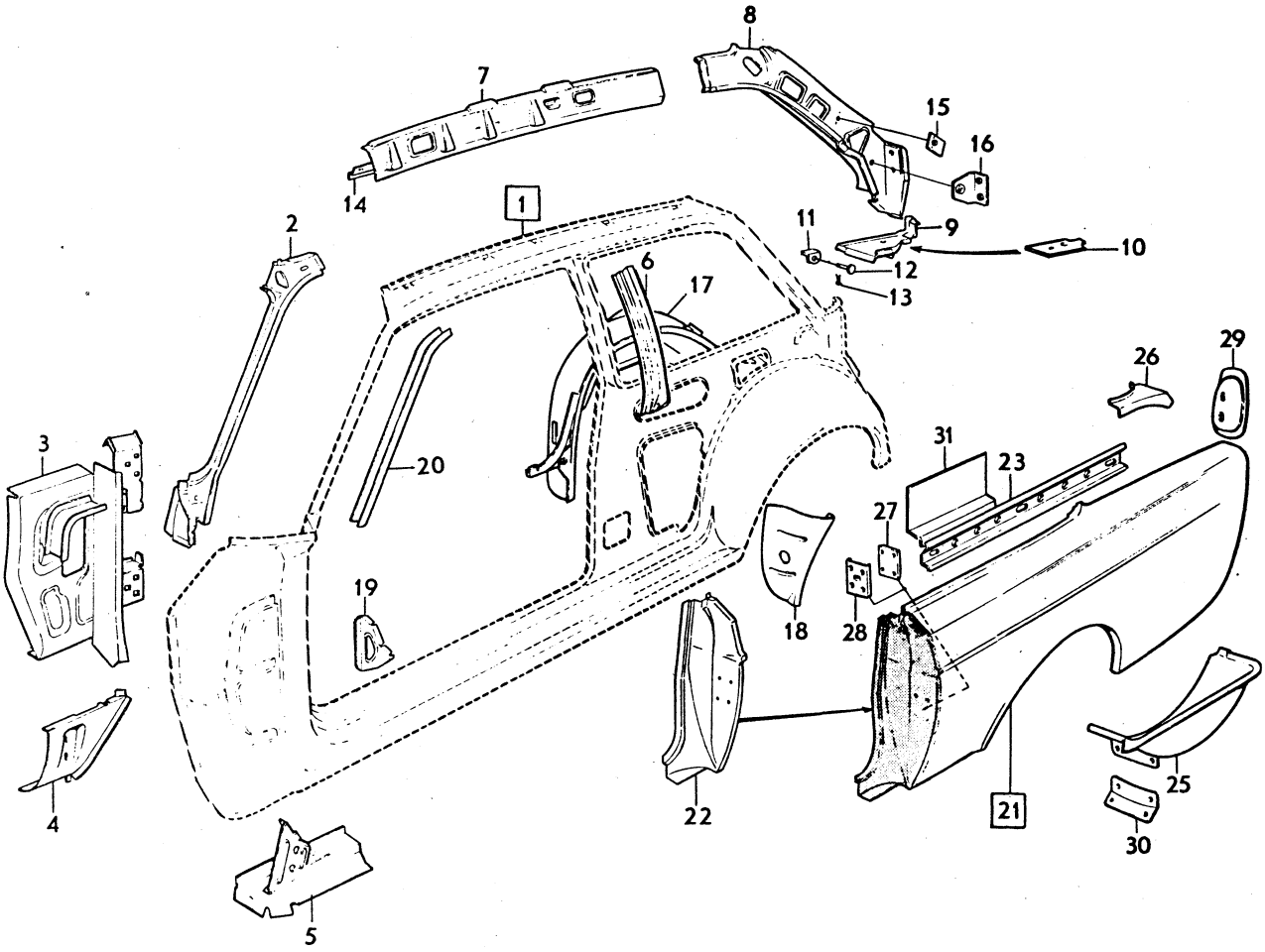

VOLVO PARTS
1 080 10854

Sida Page	Grupp Group	Karossidor 144	Body sides 144	Illustration 7646 1979–11	0300
26	8				

	Pos. Fig.	Antal/Quantity				Artikel nr Part No	Benämning	Description	Sats Kit	B P S R	Anmärkning Notes	
	1	1	–	–	–		Karossida, V	Body side, L		8		1010
		1	–	–	–		Karossida, H	Body side, R		8		1020
		–	–	–	–		•Det se sida 36, 3-F13	•Comps page 36, 3-F13				1030
	2	1	–	–	–	676092-0	Vindrutestolpe, V	Windscreen pillar, L			ERS AV 1 ST 676218–1,	1040
											1 ST 1202766–0	1041
		1	–	–	–	676093-8	Vindrutestolpe, H	Windscreen pillar, R			ERS AV 1 ST 676219–9,	1050
											1 ST 1202767–8	1051
x	3	1	–	–	–	1254223-9	Torpedsida, inre, V	Cowl side, inner, L			(675823)	1060
x		1	–	–	–	1255221-2	Torpedsida, inre, H	Cowl side, inner, R			(1254224)	1070
	4	1	–	–	–	675244-8	Knutplåt, V	Tie plate, L				1080
		1	–	–	–	675245-5	Knutplåt, H	Tie plate, R				1090
	5	1	–	–	–	676159-7	Täckplåt, V	Escutcheon plate, L				1100
		1	–	–	–	676160-5	Täckplåt, H	Escutcheon plate, R				1110
	6	1	–	–	–	675825-4	Mellanstolpe,	Centre pillar,			90)	1120
							främre, yttre, V	forward, outer, L				1130
		1	–	–	–	675826-2	Mellanstolpe,	Centre pillar,			91)	1140
							främre, yttre, H	forward, outer, R				1150
	7	1	–	–	–	675557-3	Mellanstolpe, bakre, V	Centre pillar, rear, L				1160
		1	–	–	–	675558-1	Mellanstolpe, bakre, H	Centre pillar, rear, R				1170
	8	1	–	–	–	680214-4	Taksvällare	Cant rail,			(675970)	1180
							främre, inre, V	forward, inner, L				1190
		1	–	–	–	680215-1	Taksvällare,	Cant rail,			(675971)	1200
							främre, inre, H	forward, inner, R				1210
	9	1	–	–	–	675972-4	Taksvällare,	Cant rail,				1220
							bakre, inre, V	rear, inner, L				1230
		1	–	–	–	675973-2	Taksvällare,	Cant rail,				1240
							bakre, inre, H	rear, inner, R				1250
	10	1	–	–	–	682379-3	Hylla, ytterdel, V	Shelf, outer section, L			(675448)	1270
		1	–	–	–	682380-1	Hylla, ytterdel, H	Shelf, outer section, R			(675449)	1280
		1	–	–	–	1211935-0	Förstärkning,	Bracket,				1281
							säkerhetsbälte, V	safety belt, L				1282
		1	–	–	–	1211936-8	Förstärkning,	Bracket,				1283
							säkerhetsbälte H	safety belt, R				1284
	11	2	–	–	–	678026-6	Konsol för gasfjäder	Bracket for gas spring				1290
	12	2	–	–	–	913114-5	•Saxpinnebult	•Clevis pin			TID UTF	1300
	12a	2	–	–	–	907824-7	•Saxpinne	•Split pin			TID UTF	1310
		1	–	–	–		•Rörpinne	•Lock pin		8	SEN UTF	1311
	13	1	–	–	–	676076-3	Taktygshållare, V	Head lining retainer, L				1320
		1	–	–	–	676077-1	Taktygshållare, H	Head lining retainer, R				1330
	14	2	–	–	–	685634-8	Mutterplatta,	Nut plate,			(679993)	1340
							säkerhetsbälte	safety belt				1350
	15	2	–	–	–	675451-9	Mutterplatta,	Nut plate,				1360
							gångjärn för baklucka	luggage compartment hinge				1370
x	16	1	–	–	–	1255392-1	Hjulhus,	Wheel housing,			(675827)	1380
							bakre, inre, V	rear, inner, L				1390
x		1	–	–	–	1255393-9	Hjulhus,	Wheel housing,			(675828)	1400
							bakre, inre, H	rear, inner, R				1410
x	17	1	–	–	–	1202913-8	Gavelplåt, V	End plate, L			(675255)	1420
x		1	–	–	–	1202914-6	Gavelplåt, H	End plate, R			(675256)	1430
	18	4	–	–	–	675445-1	Mellanvägg	Bulk head				1440
x	19	1	–	–	–	1203469-0	Dropplist, V	Drip moulding, L			(675853)	1450
x		1	–	–	–	1203470-8	Dropplist, H	Drip moulding, R			(675854)	1460
		1	–	–	–		Bakskärm, V	Rear mudguard, L		8		2010
		1	–	–	–		Bakskärm, H	Rear mudguard, R		8		2011
	20	1	–	–	–	675459-2	•Bakskärm, H	•Rear mudguard, L			92)	2012

90. Ers av 1 st 1247853–3, 1 st 1247857–7, 3 st 944049–6, 4 st 956208–3.
91. Ers av 1 st 1247854–1, 1 st 1247857–7, 3 st 944049–6, 4 st 956208–3.
92. Ers av 1 st 1254163–7, 1 st 1254055–5, 1 st 1247857–7, 3 s t 944049–6, 4 st 956208–3.

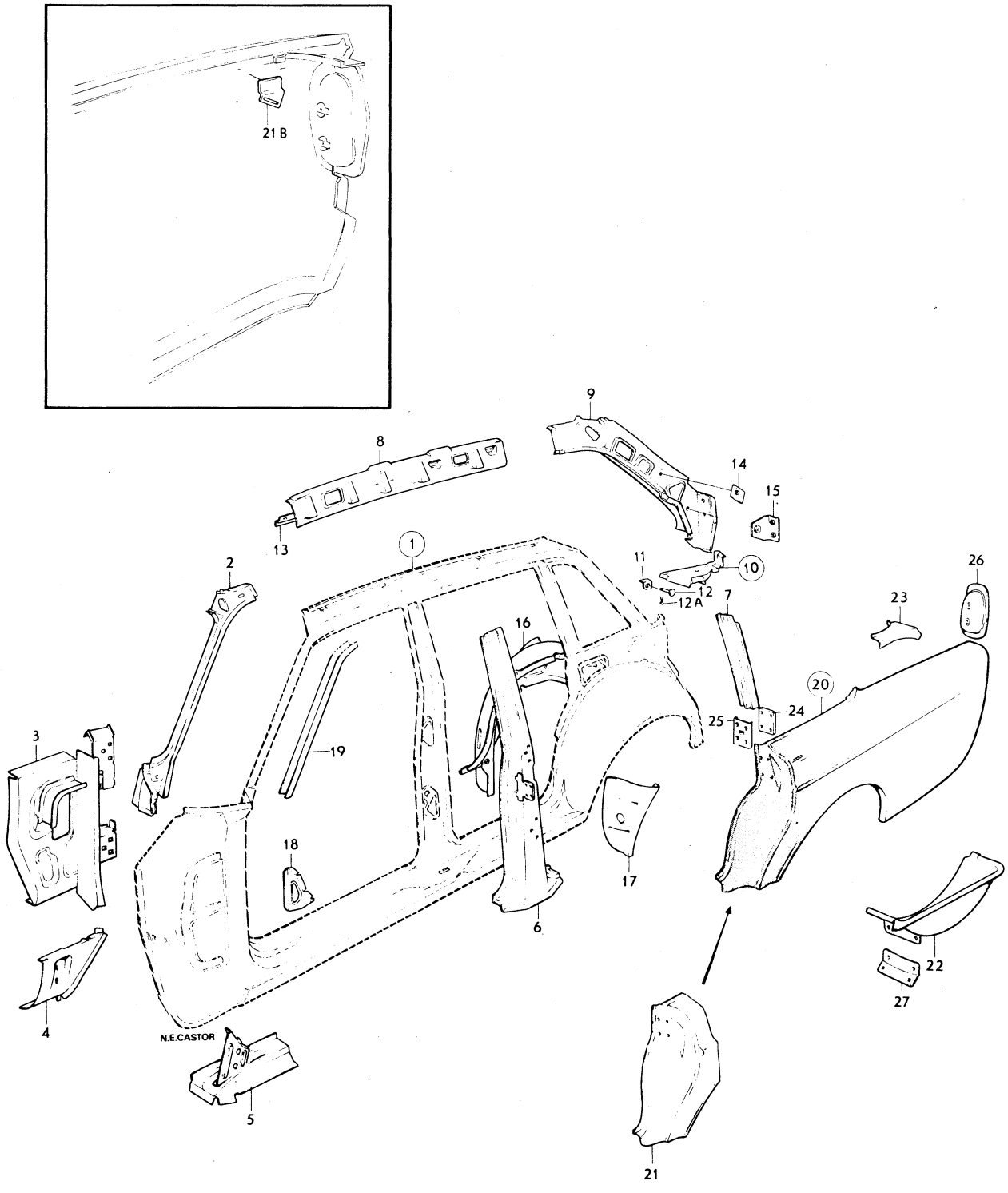
21 B
9
8
14
15
13
1
2
11
10
12
12 A
7
26
23
16
20
3
19
24
25
18
17
6
22
27
4
N.E.CASTOR
5
21
VOLVO
KA 7646

Sida / Page	Grupp / Group	Karossidor	Body sides	Illustration	0300
28	8	144	144	7646 1979–11	

Pos. Fig.	Antal/Quantity				Artikel nr Part No	Benämning	Description	Sats Kit	B P S R	Anmärkning Notes	
	1	–	–	–	675460-0	•Bakskärm, H	•Rear mudguard, R			93)	2013
21	1	–	–	–	678228-8	••Bakskärm, främredel, V	••Rear mudguard, forward section, L			94)	2014 2015
	1	–	–	–	678229-6	••Bakskärm, främredel, H	••Rear mudguard, forward section, R			95)	2016 2017
21b	1	–	–	–	687170-1	•Remfäste	•Strap anchorage			(6758388)	2018
22	1	–	–	–	675743-9	•Reservhjulsbalja, V	•Spare wheel container, L				2019 2020
	1	–	–	–	675744-7	•Reservhjulsbalja, H	•Spare wheel container, R				2030 2040
x 23	1	–	–	–	1203179-5	•Knutplåt, V	•Tie plate, L			(675472)	[illegible]
x	1	–	–	–	1203180-3	•Knutplåt, H	•Tie plate, R			(675473)	2060
24	2	–	–	–	676135-7	•Mutterplatta	•Nut plate				2070
25	2	–	–	–	675997-1	•Förstärkningsplåt	•Reinforcing plate				2080
26	1	–	–	–	676034-2	•Kåpa, V	•Casing, L				2090
	1	–	–	–	676035-9	•Kåpa, H	•Casing, R				2100
27	2	–	–	–	675936-9	•Konsol	•Bracket				2110

93. Ers av 1 st 1254165–2, 1 st 1254055–5, 1 st 1247857–4, 3 s t 944049–6, 4 st 956208–3, 1 st 1213660–2.
94. Ers av 1 st 1254166–0, 1 st 1247857–7, 3 st 944049–6, 4 st 956208–3
95. Ers av 1 st 1254167–8, 1 st 1247857–7, 3 st 944049–6, 4 st 956208–3.

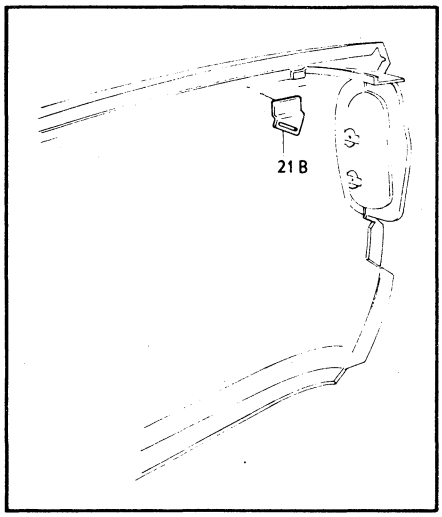

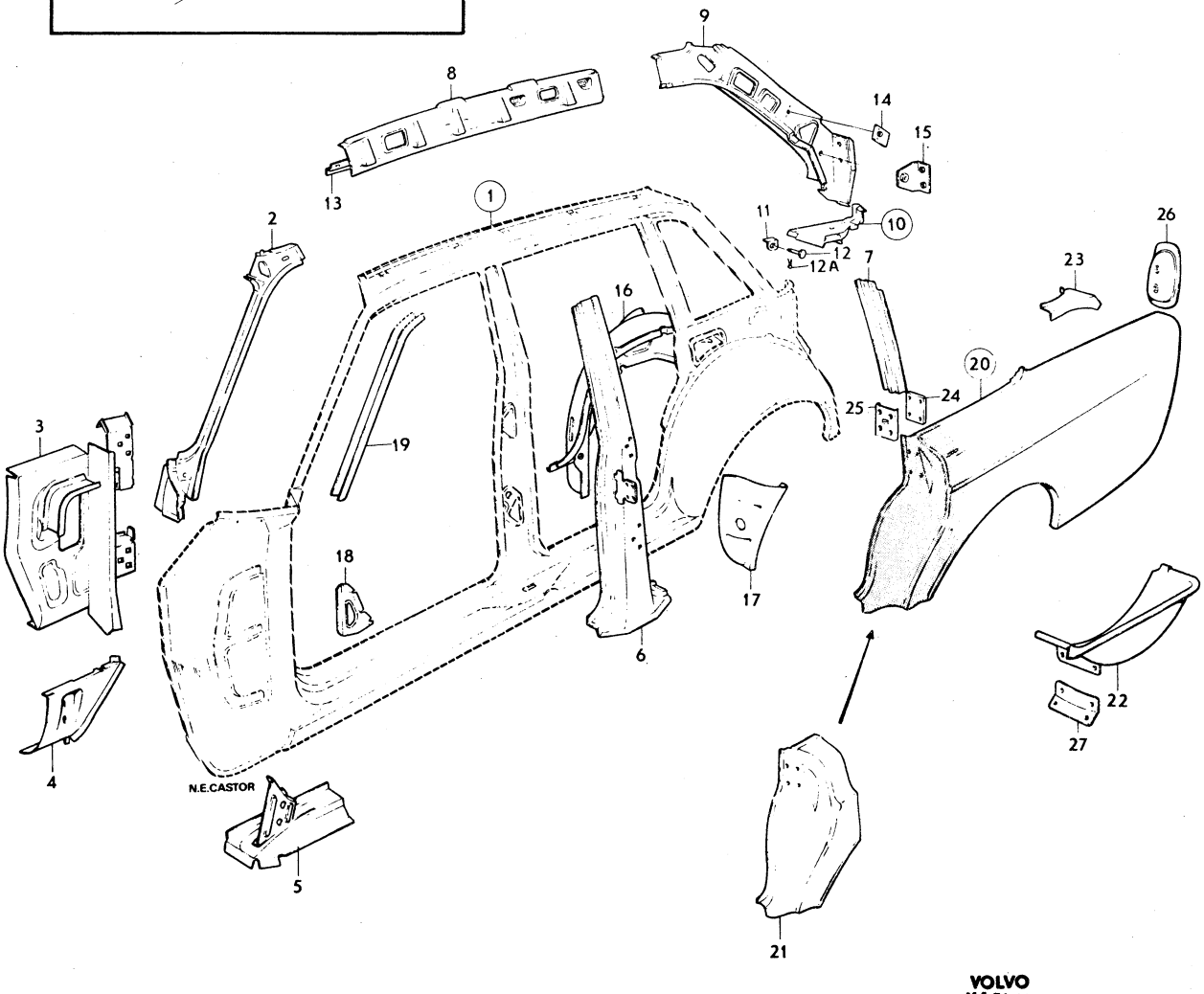

VOLVO
KA 7646

Sida / Page	Grupp / Group	Karossidor	Body sides	Illustration	0350
30	8	145	145	9514 1979–11	

	Pos. / Fig.	Antal/Quantity				Artikel nr / Part No	Benämning	Description	Sats / Kit	B P S R	Anmärkning / Notes	
	1	1	–	–	–		Karossida, V	Body side, L		8		1010
		1	–	–	–		Karossida, H	Body side, R		8		1020
		–	–	–	–		•Det se sida 38, 3-F15	•Comps page 38, 3-F15				1030
	2	1	–	–	–	676092-0	Vindrutestolpe, V	Windscreen pillar, L			ERS AV 1 ST 676218–1,	1040
											1 ST 1202766–0.	1041
		1	–	–	–	676093-8	Vindrutestolpe, H	Windscreen pillar, R			ERS AV 1 ST 676219–9,	1050
											1 ST 1202767–8.	1051
x	3	1	–	–	–	1254223-9	Torpedsida, inre, V	Cowl side, inner, L			(675823)	1060
x		1	–	–	–	1255221-2	Torpedsida, inre, H	Cowl side, inner, R			(1254224)	1070
	4	1	–	–	–	675244-8	Knutplåt, V	Tie plate, L				1080
		1	–	–	–	675245-5	Knutplåt, H	Tie plate, R				1090
	5	1	–	–	–	676159-7	Täckplåt, V	Escoutcheon plate, L				1100
		1	–	–	–	676160-5	Täckplåt, H	Escutcheon plate, R				1110
	6	1	–	–	–	675825-4	Mellanstolpe, yttre, V	Centre pillar, outer, L			96)	1120
		1	–	–	–	675826-2	Mellanstolpe, yttre, H	Centre piller, outer, R			97)	1130
	7	1	–	–	–	680214-4	Taksvällare, inre, V	Cant rail, inner, L			(675970)	1140
		1	–	–	–	680215-1	Taksvällare, inre, H	Cant rail, inner, R			(675971)	1150
	8	1	–	–	–	676076-3	Taktygshållare, V	Head lining retainer, L				1160
		1	–	–	–	676077-1	Taktygshållare, H	Head lining retainer, R				1170
x	9	1	–	–	–	1255394-7	Hjulhus, inre, V	Wheel housing, inner, L			(677501)	1180
		1	–	–	–	677502-7	Hjulhus, inre, H	Wheel housing, inner, R				1190
x	10	1	–	–	–	1202913-8	Gavelplåt, V	End plate, L			(675255)	1200
x		1	–	–	–	1202914-6	Gavelplåt, H	End plate, R			(675256)	1210
	11	4	–	–	–	675445-1	Mellanvägg	Bulk head				1220
	12	1	–	–	–		Bakstycke, sida, yttre, V	Rear section, outer, L		8		1230 1240
		1	–	–	–		Bakstycke, sida, yttre, H	Rear section outer, R		8		1250 1260
	13	1	–	–	–	679213-9	•Bakstycke, sida, yttre, nedre, V	•Rear section outer,lower, L			98)	1270 1280
		1	–	–	–	688338-3	•Bakstycke, sida, yttre, nedre, H	•Rear section, outer, lower, R			99)	1290 1300
	14	1	–	–	–	678228-8	••Bakstycke, sida, främre del, V	••Rear section, forward, L			100)	1310 1320
		1	–	–	–	678229-6	••Bakstycke, sida, främre del, H	••Rear section, forward, R			101)	1330 1340
	14a	2	–	–	–	678763-4	Förstärkningsprofil	Reinforcement				1341
	15	1	–	–	–	679118-0	•Taksvällare, V	•Cant rail, L				1350
		1	–	–	–	679119-8	•Taksvällare, H	•Cant rail, R				1360
	16	1	–	–	–	678900-2	•Mellanstycke, V	•Centre pillar, L				1370
		1	–	–	–	678901-0	•Mellanstycke, H	•Centre pillar, R				1380
	17	1	–	–	–	675171-3	•Bakstolpe, yttre, V	•Rear pillar, outer, L				1390
		1	–	–	–	675172-1	•Bakstolpe, yttre, H	•Rear pillar, outer, R				1400
	18	1	–	–	–	677503-5	Bakstycke, sida, inre, V	Rear section, inner, L			ERS AV 1 ST 678339–3, 1 ST 1202588–8.	1410 1420
		1	–	–	–	677504-3	Bakstycke, sida, inre, H	Rear section, inner, R			ERS AV 1ST 678339–3, 1 ST 1202590–4	1430 1440
	19	1	–	–	–	677466-5	•Taktygshållare, främre, V	•Head lining retainer, forward, L				1450 1460
		1	–	–	–	677467-3	•Taktygshållare, främre, H	•Head lining retainer, forward, R				1470 1480
	20	1	–	–	–	678777-4	•Taktygshållare, bakre, V	•Head lining retainer, rear, L			NT	1490 1500
		1	–	–	–	678778-2	•Taktygshållare, bakre, H	•Head lining retainer, rear, R			NT	1510 1520

96. Ers av 1 st 1247853–3, 1 st 1247857–7, 3 st 944049–6, 4 st 956208–3.
97. Ers av 1 st 1247854–1, 1 st 1247857–7, 3 st 944049–6, 4 st 956208–3.
98. Ers av 1 st 1254168–6, 1 st 1254135–5, 1 st 1247857–7, 3 s t 944049–6, 4 st 956208–3.
99. ERS AV 1 ST 1254170–2, 1 ST 1254136–3, 1 ST 1247857–7, 1 ST 1213661–0, 3 ST 944049–6, 4 ST 956208–3.
100. ERS AV 1 ST 1254166–0, 1 ST 1247857–7, 3 ST 944049–6, 4 st 956208–3.
101. ERS AV 1 ST 1254167–8, 1 ST 1247857–7, 3 ST 944049–6, 4 st 956208–3.

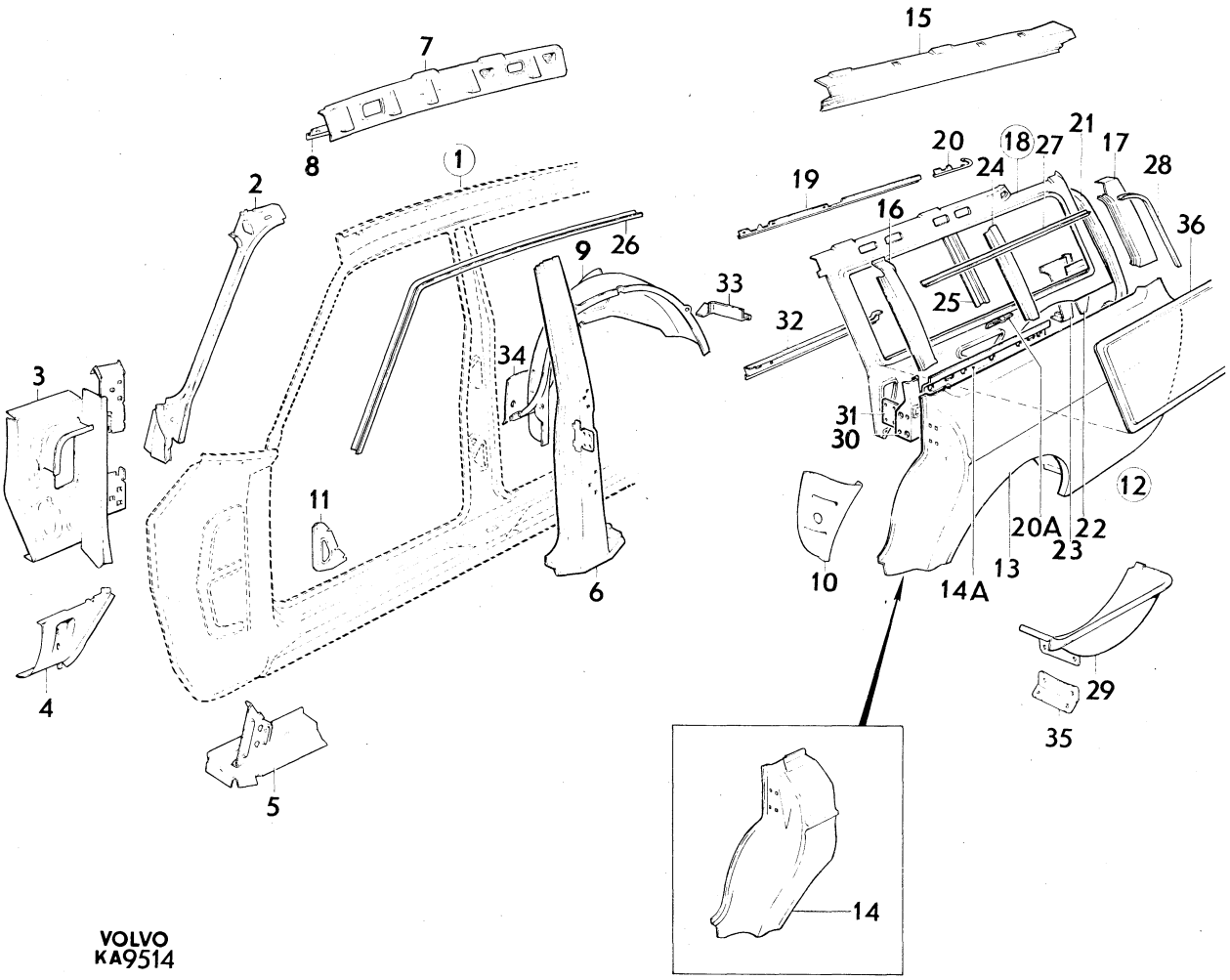

1
2
3
4
5
6
7
8
9
10
11
12
13
14
14A
15
16
17
18
19
20
20A
21
22
23
24
25
26
27
28
29
30
31
32
33
34
35
36
VOLVO
KA9514

Sida Page	Grupp Group	Karossidor	Body sides	Illustration	0350
32	8	145	145	9514 1979–11	

	Pos. Fig.	Antal/Quantity				Artikel nr Part No	Benämning	Description	Sats Kit	B P S R	Anmärkning Notes	
	20a	1	–	–	–	685765-0	•Förstärkning, V	•Reinforcement, L				1521
		1	–	–	–	685766-8	•Förstärkning, H	•Reinforcement, R				1522
x	21	1	–	–	–	1202578-9	Bakstolpe, inre, V	Rear pillar, inner, L			(676734) NT	1530
x		1	–	–	–	1202578-9	Bakstolpe, inre, V, ämne	Rear pillar, inner, L blank			(676734) HT	1540 1550
x		1	–	–	–	1202579-7	Bakstolpe, inre, H	Rear pillar, inner, R			(676735) NT	1560
x		1	–	–	–	1202579-7	Bakstolpe, inre, H ämne	Rear pillar, inner, R blank			(676735) HT	1570 1580
	22	1	–	–	–	676872-5	Förstärkningsplåt, yttre, V	Reinforcing plate, outer, L				2010 2011
		1	–	–	–	676873-3	Förstärkningsplåt, yttre, H	Reinforcing plate, outer, R				2012 2020
	23	1	–	–	–	676870-9	Förstärkningsplåt, inre, V	Reinforcing plate, inner, L				2030 2040
x		1	–	–	–	1255223-8	Förstärkningsplåt, inre, H	Reinforcing plate, inner, R			(676871)	2050 2060
	24	2	–	–	–	677594-4	Mellanstolpe, yttre	Centre pillar, outer			NT CH –61599	2070
	25	2	–	–	–	678452-4	Mellanstolpe	Centre pillar, inner			NT CH –61599	2080
x	26	1	–	–	–	1203471-6	Dropplist, främre, V	Drip moulding, forward, L			(677086)	2090 2100
x		1	–	–	–	1203472-4	Dropplist, främre, H	Drip moulding forward, R			(677087)	2110 2120
x	27	1	–	–	–	1211162-1	Dropplist, mellersta, V	Drip moulding centre, L			(677088) NT	2130
x		1	–	–	–	1211163-9	Dropplist, mellersta, H	Drip moulding centre, R			(677088) NT	2135
x		1	–	–	–	1211162-1	Dropplist, mellersta, V, ämne	Drip moulding centre, L, blank			(677088) HT	2140 2150
x		1	–	–	–	1211163-9	Dropplist, mellersta, H, ämne	Drip moulding centre, R, blank			(677088) HT	2155 2156
	28	1	–	–	–	677089-5	Dropplist, bakre, V	Drip moulding, rear, L			NT	2160
		1	–	–	–	677090-3	Dropplist, bakre, H	Drip moulding, rear, R			NT	2170
	29	1	–	–	–	675743-9	Reservhjulsbalja, V	Spare wheel container, L				2180
		1	–	–	–	675744-7	Reservhjulsbalja, H	Spare wheel container, R				2190
	30	1	–	–	–	680420-7	Förstärkningsplåt, V	Reinforcing plate, L				2200
		1	–	–	–	680421-5	Förstärkningsplåt, H	Reinforcing plate, R				2210
	31	2	–	–	–	676135-7	Mutterplatta	Nut plate				2220
x	32	1	–	–	–	1203188-6	Konsol	Bracket			(677605)	2230
	33	1	–	–	–	678709-7	Konsol, V	Bracket, L				2240
x		1	–	–	–	1255425-9	Konsol, H	Bracket, R			(1203224)	2250
x	34	1	–	–	–	678838-4	Knutplåt, V	Tie plate, L			(679217)	2260
x		1	–	–	–	678839-2	Knutplåt, H	Tie plate, R			(679218)	2270
	35	2	–	–	–	675936-9	Konsol	Bracket				2280
	36	1	–	–	–		Täckplåt, V	Cover plate, L		8	ALT SV	2290
		1	–	–	–		Täckplåt, H	Cover plate, R		8	ALT SV	2300

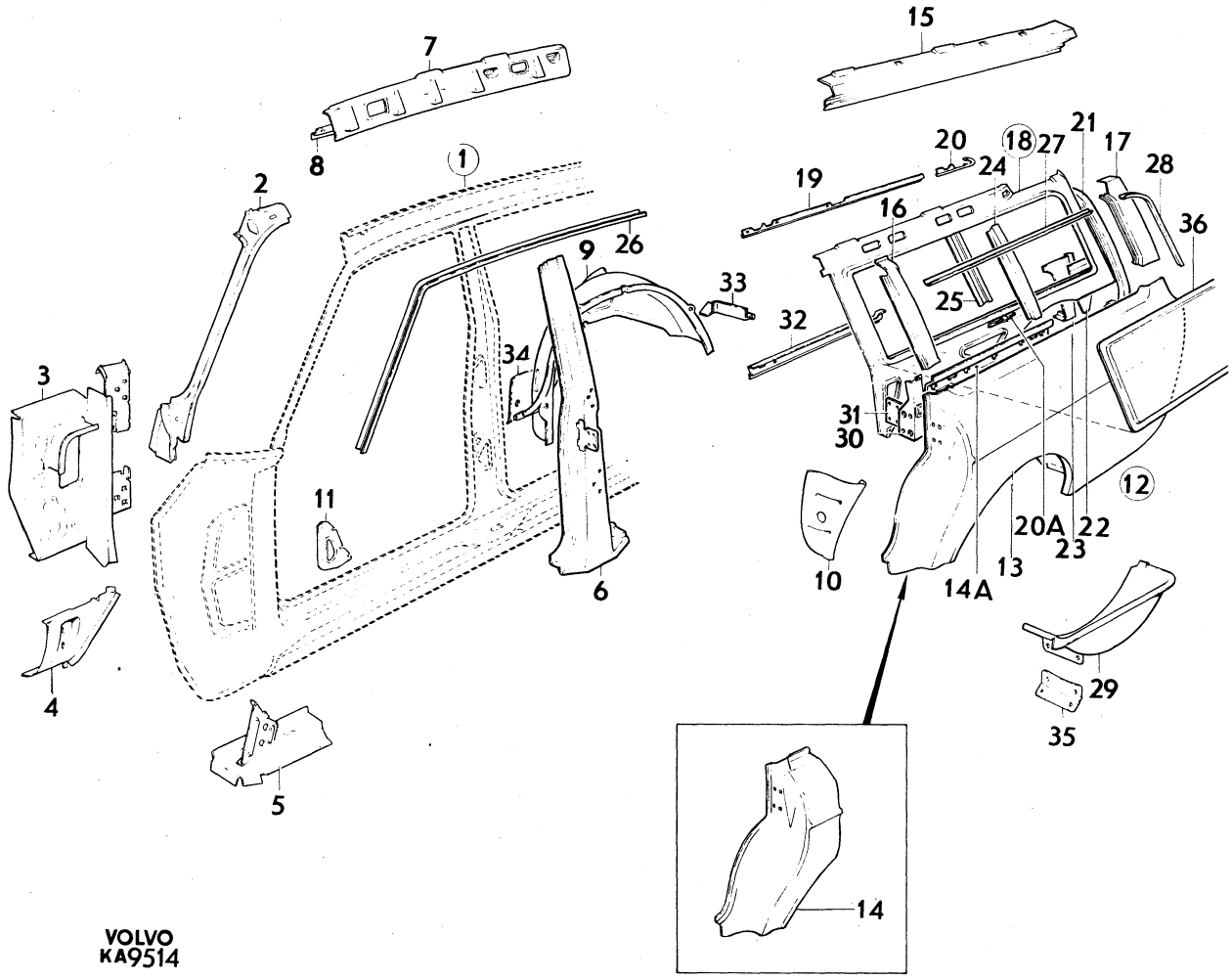
VOLVO
KA9514

Sida / Page	Grupp / Group	Detaljer för karossidor	Body side components	Illustration	0400
34	8	142	142	6073	
				1979–11	

Pos. / Fig.	Antal/Quantity				Artikel nr / Part No	Benämning	Description	Sats / Kit	B P S R	Anmärkning / Notes	
1	1	–	–	–		Karossida, V	Body side, L		8		1010
	1	–	–	–		Karossida, H	Body side, R		8		1020
2	1	–	–	–	675159-8	•Torpedsida, yttre, V	•Cowl side, outer, L				1030
	1	–	–	–	675160-6	•Torpedsida, yttre, H	•Cowl side, outer, R				1040
3	1	–	–	–	675157-2	•Taksvällare, yttre, V	•Cant rail, outer, L				1050
	1	–	–	–	675158-0	•Taksvällare, yttre, H	•Cant rail, outer, R				1060
4	1	–	–	–	675153-1	•Fönsterram, V	•Window frame, L				1070
	1	–	–	–	675154-9	•Fönsterram, H	•Window frame, R				1080
5	1	–	–	–	675151-5	•Hjulhus, bakre, yttre, V	•Wheel housing, rear, outer, L				1090 1100
	1	–	–	–	675152-3	•Hjulhus, bakre, yttre, H	•Wheel housing, rear, outer, R				1110 20
6	1	–	–	–	675155-6	•Bottensvällare, V	•Bottom rail, L				1130
	1	–	–	–	675156-4	•Bottensvällare, H	•Bottom rail, R				1140
7	2	–	–	–	679642-9	••Mellandel, lång	••Section, long				1150
8	1	–	–	–	679652-8	••Bottensvällare, undre del, V	••Bottom rail, lower, L				1160 1170
	1	–	–	–	679653-6	••Bottensvällare, undre del, H	••Bottom rail, lower, R				0 1190

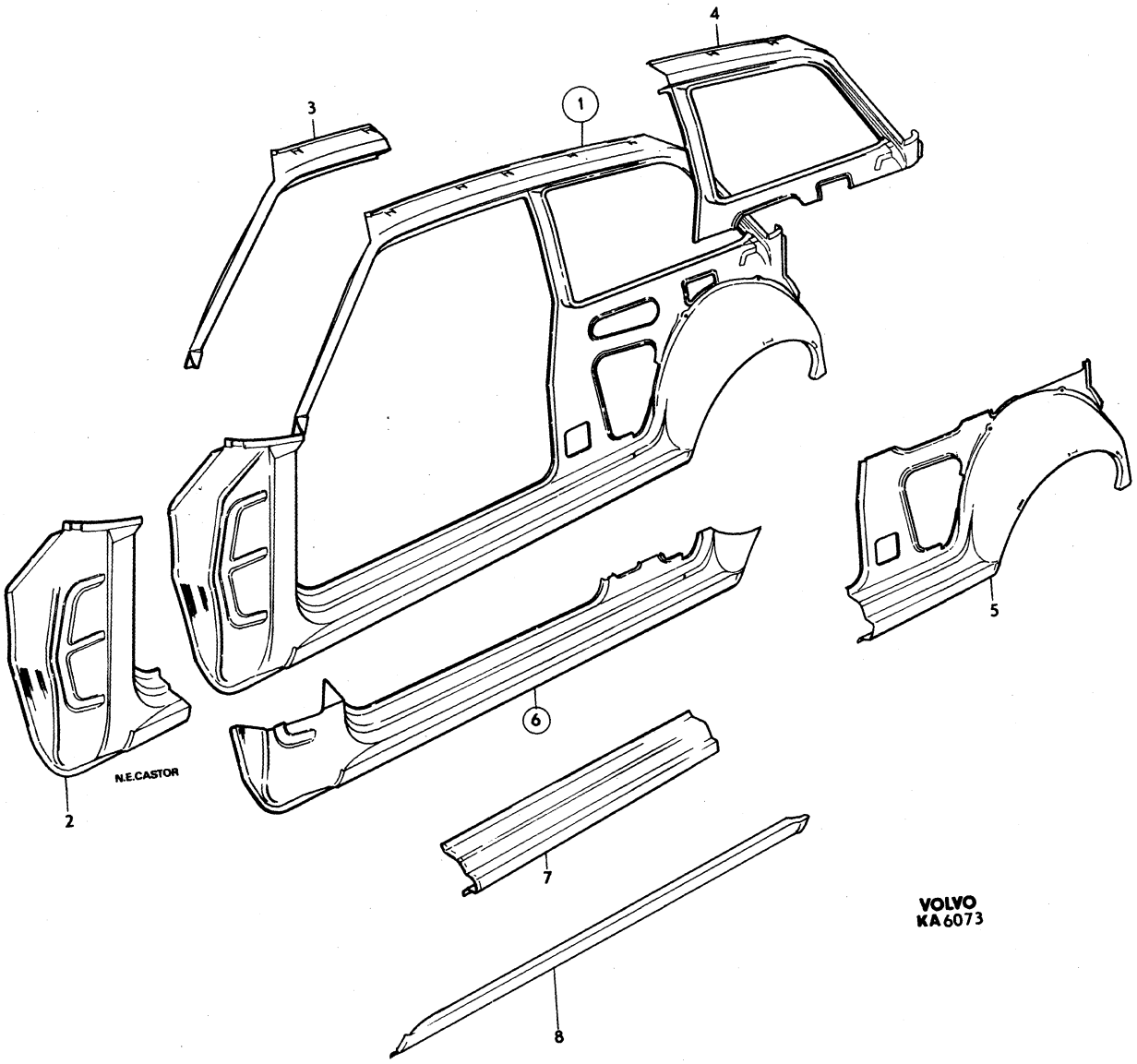
4
3
1
5
6
N.E.CASTOR
2
7
8
VOLVO
KA6073

Sida / Page	Grupp / Group	Detaljer för karossidor	Body side components	Illustration	0450
36	8	144	144	6072 1979–11	

Pos. / Fig.	Antal/Quantity				Artikel nr / Part No	Benämning	Description	Sats / Kit	B P S R	Anmärkning / Notes	
1	1	–	–	–		Karossida, V	Body side, L		8		1010
	1	–	–	–		Karossida, H	Body side, R		8		1020
2	1	–	–	–	675159-8	•Torpedsida, yttre, V	•Cowl side, outer, L				1030
	1	–	–	–	675160-6	•Torpedsida, yttre, H	•Cowl side, outer, R				1040
3	1	–	–	–	675157-2	•Taksvällare, yttre, V	•Cant rail, L				1050
	1	–	–	–	675158-0	•Taksvällare, yttre, H	•Cant rail, R				1060
4	1	–	–	–	675167-1	•Fönsterram, V	•Window frame, L				1070
	1	–	–	–	675168-9	•Fönsterram, H	•Window frame, R				1080
5	1	–	–	–	675163-0	•Hjulhus, bakre, yttre, V	•Wheel housing, rear, outer, L				1090 1100
	1	–	–	–	675164-8	•Hjulhus, bakre, yttre, H	•Wheel housing rear, outer, R				1110 1120
6	1	–	–	–	675161-4	•Mellanstolpe, främre, inre, V	•Centre pillar, forward, inner, L				1130 1140
	1	–	–	–	675162-2	•Mellanstolpe, främre, inre, H	•Centre pillar, forward, inner, R				1150 1160
7	1	–	–	–	675165-5	•Bottensvällare, V	•Bottom rail, L				1170
	1	–	–	–	675166-3	•Bottensvällare, H	•Bottom rail, R				1180
8	2	–	–	–	679642-9	••Mellandel, lång	••Section, long				1190
9	1	–	–	–	679652-8	••Bottensvällare, undre del, V	••Bottom rail, lower, L				1200 1210
	1	–	–	–	679653-6	••Bottensvällare, undre del, H	••Bottom rail lower, R				1220 1230

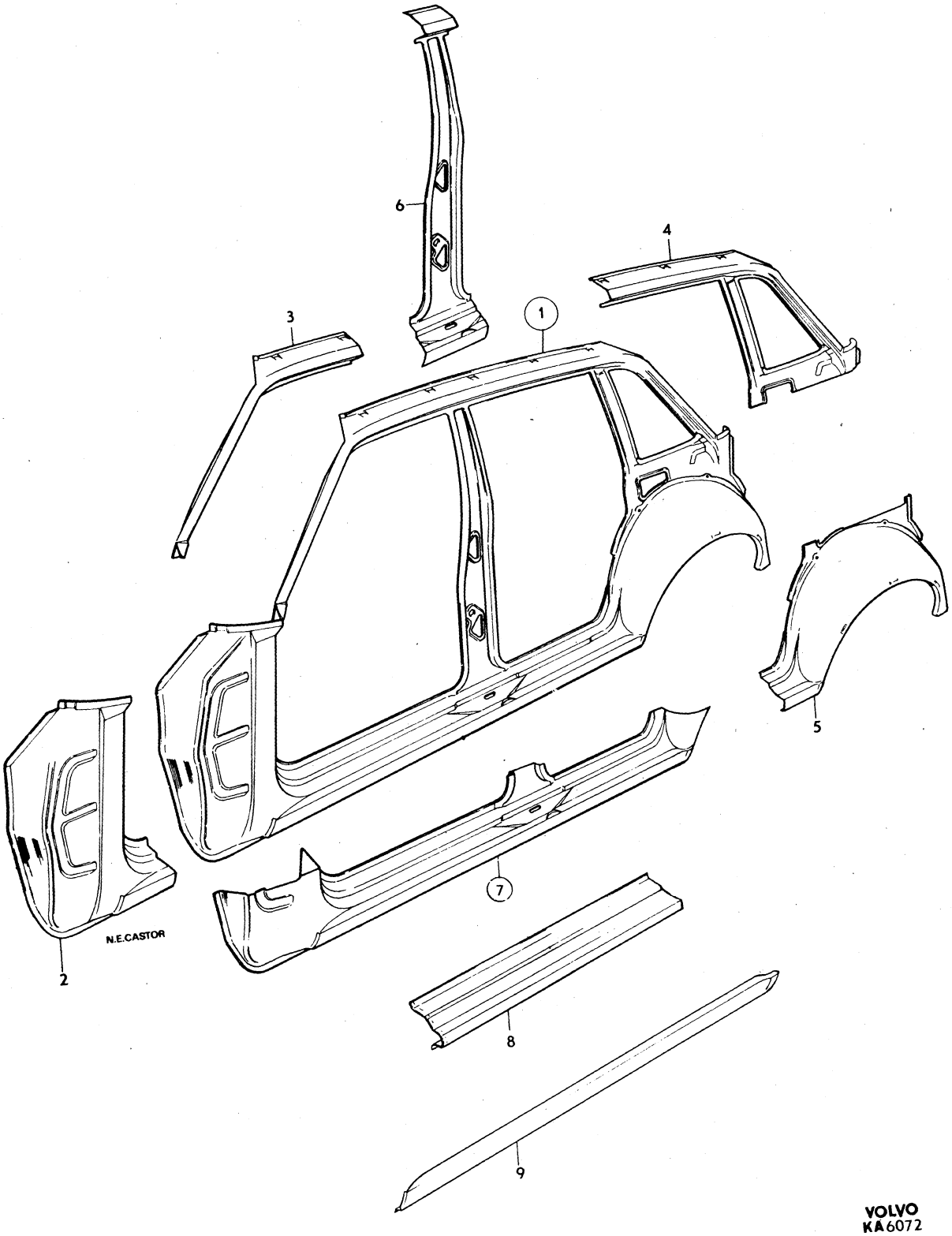

VOLVO
KA6072

Sida / Page	Grupp / Group	Detaljer för karossidor	Body side components	Illustration	0500
38	8	145	145	6068	
				1979–11	

Pos. / Fig.	Antal/Quantity				Artikel nr / Part No	Benämning	Description	Sats / Kit	B P S R	Anmärkning / Notes	
1	1	–	–	–		Karossida, V	Body side, L		8		1010
	1	–	–	–		Karossida, H	Body side, R		8		1020
2	1	–	–	–	675159-8	•Torpedsida, yttre, V	•Cowl side, outer, L				1030
	1	–	–	–	675160-6	•Torpedsida, yttre, H	•Cowl side, outer, R				1040
3	1	–	–	–	675157-2	•Taksvällare, främre, yttre, V	•Cant rail, forward outer, L				1050 1060
	1	–	–	–	675158-0	•Taksvällare, främre, yttre, H	•Cant rail, forward, outer, R				1070 1080
4	1	–	–	–	675169-7	•Taksvällare bakre, yttre, V	•Cant rail, rear, outer, L				1090 1100
	1	–	–	–	675170-5	•Taksvällare, bakre, yttre, H	•Cant rail, rear, outer, R				1110 1120
5	1	–	–	–	675163-0	•Hjulhus, bakre, yttre, V	•Wheel housing, rear, outer, L				1130 1140
	1	–	–	–	675164-8	•Hjulhus, bakre, yttre, H	•Wheel housing rear, outer, R				1150 1160
6	1	–	–	–	675161-4	•Mellanstolpe inre, V	•Centre pillar, inner, L				1170 1180
	1	–	–	–	675162-2	•Mellanstolpe, inre, H	•Centre pillar, inner, R				1190 1200
7	1	–	–	–	675165-5	•Bottensvällare, V	•Bottom rail, L				1210
	1	–	–	–	675166-3	•Bottensvällare, H	•Bottom rail, R				1220
8	2	–	–	–	679642-9	••Mellandel, lång	••Section, long				1230
9	1	–	–	–	679652-8	••Bottensvällare, undre del, V	••Bottom rail, lower, L				1240 1250
	1	–	–	–	679653-6	••Bottensvällare undre del, H	••Bottom rail lower, R				1260 1270

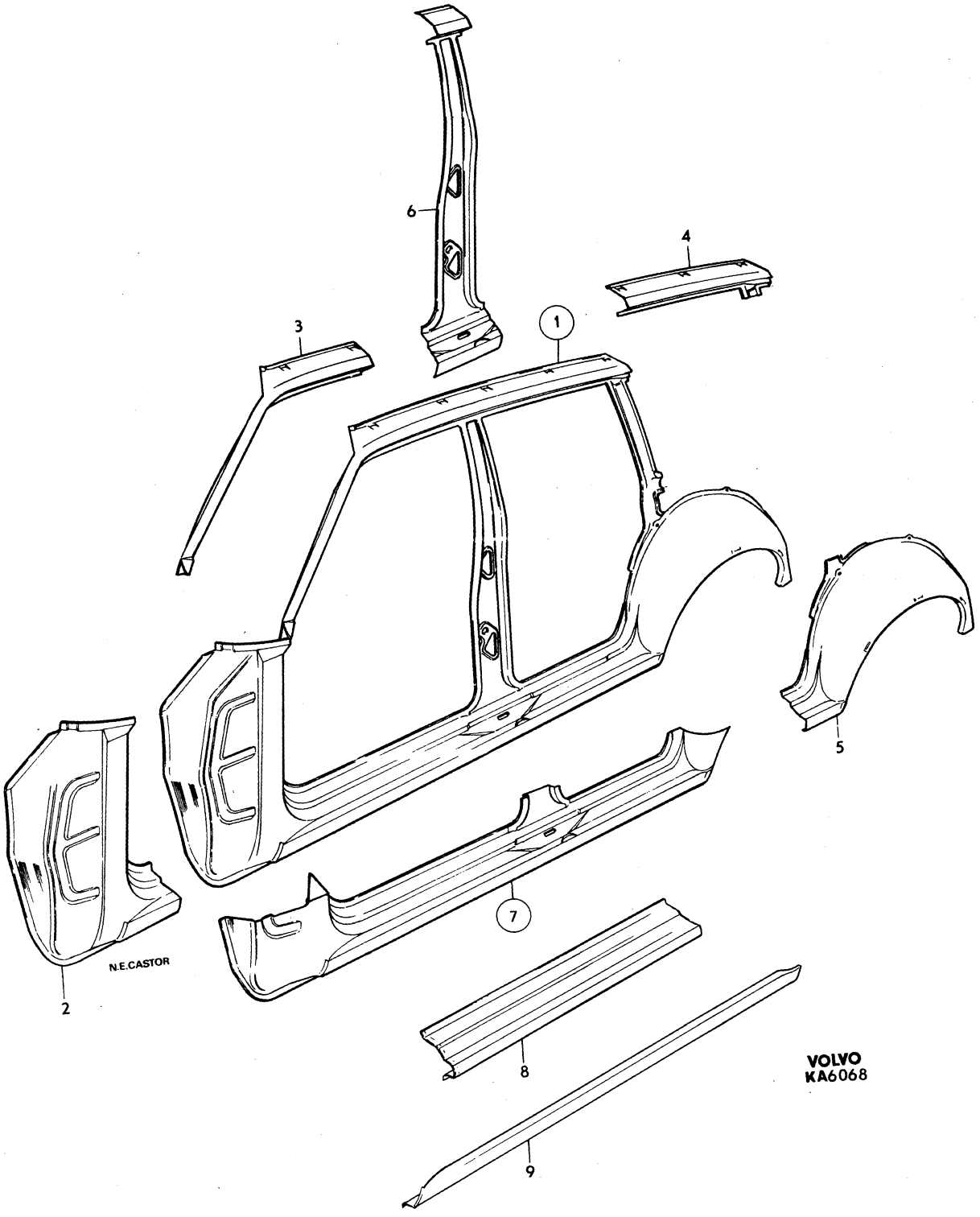
6
4
3
1
5
7
N.E.CASTOR
2
8
9
VOLVO
KA6068

Sida Page	Grupp Group	Takparti	Roof section	Illustration	0550
40	8	142, 144	142, 144	9062 1979–11	

	Pos. Fig.	Antal/Quantity				Artikel nr Part No	Benämning	Description	Sats Kit	B P S R	Anmärkning Notes	
x	1	1	–	–	–	1254822-8	Takplåt	Roof plating			UTL	1010
											(686007)	1011
x		1	–	–	–	1254824-4	Takplåt	Roof plating			MTL	1020
											(686006)	1021
	2	1	–	–	–	1211316-3	Vindruteram	Windscreen frame			102)	1030
	3	1	–	–	–	686008-4	•Vindrutebalk med taktygshållare	•Windscreen member with head lining retainer			(680710)	1040 1050
	4	1	–	–	–	675858-5	Torpedbalk	Cowl member				1060
x	5	1	–	–	–	1255625-4	Mellanbräda, överdel	Firewall, upper section			(1202038)	1070 1071
	6	1200	–	–	–	676082-1	Hållare	Retainer				
		1	–	–	–	682443-7	Bakruteram med balkar och taktygshållare	Rear window frame with members and headlining retainer				1090 1100 1110
x	7	1	–	–	–	1254248-6	•Bakruteram	•Rear window frame			(682366)	1120
	8	1	–	–	–	675781-9	•Balk	•Member				1130
	9	1	–	–	–		•Balk	•Member		8	49)	1140
	10	1	–	–	–		•Balk	•Member		8	49)	1150
	11	1	–	–	–	677571-2	Takbåge	Roof arch			UTL	1160
	12	1	–	–	–	675433-7	Hatthylla	Rear shelf				1170
	13	1	–	–	–	676065-6	Taktygshållare, främre	Head lining retainer, forward				1180 1190
	14	9	–	–	–	955138-3	Skruv	Screw			TID UTF	1200
		2	–	–	–	659654-8	Nit	Rivet			TID UTF	1210
	15	1	–	–	–	676054-0	Taktygshållare, bakre	Head lining retainer, rear				1220 1230
	16	11	–	–	–	955138-3	Skruv	Screw			142 CH –37939	1240
											144 CH –77979	1250

49. 142 CH –112399. 144 CH –138699.
102. ERS AV 1 ST 1254959–8, 1 ST 1254559–6, 1 ST 1254560–4, 1 ST 1254562–0, 2 ST 1254561–2, 8 ST 1255553–8, 16 ST 1255551–2.

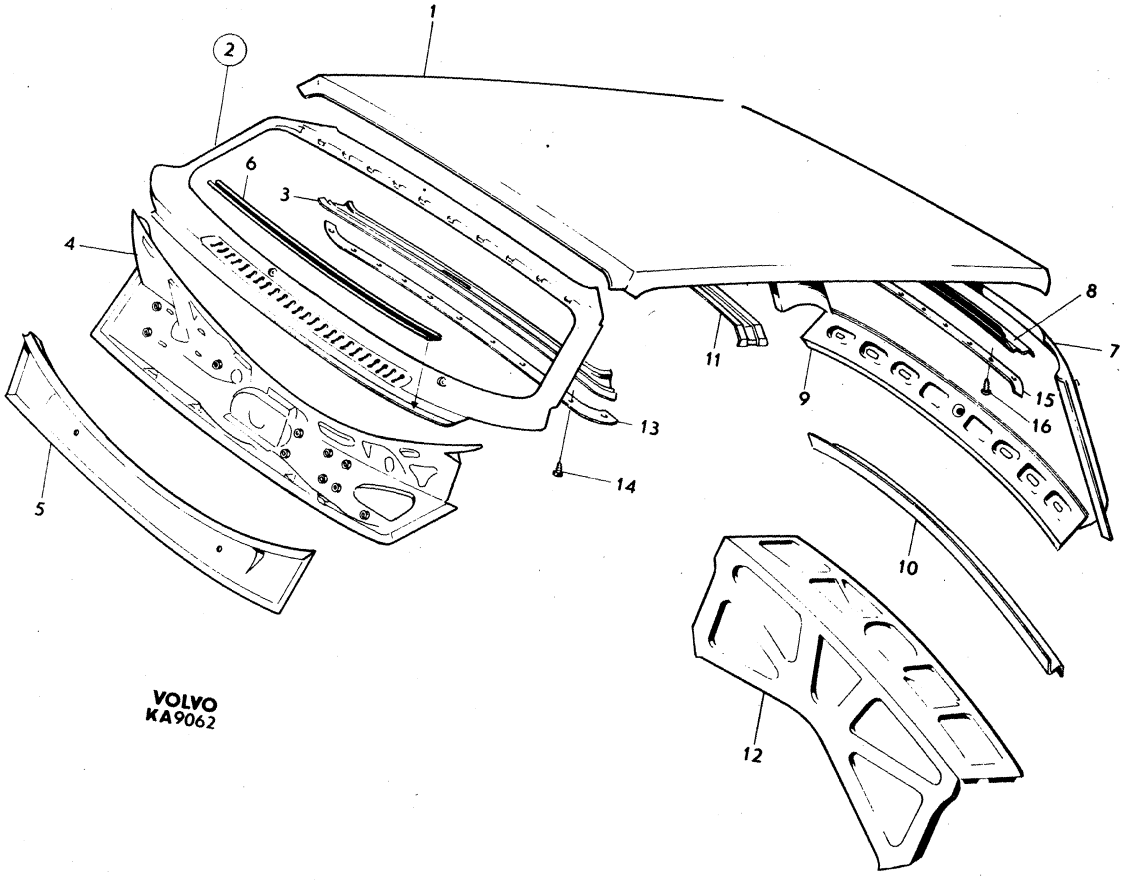
1
2
3
4
5
6
7
8
9
10
11
12
13
14
15
16
VOLVO
KA9062

Sida Page	Grupp Group	Takparti	Roof section	Illustration	0600
42	8	145 NT	145 NT	9063 1979–11	

Pos. Fig.	Antal/Quantity				Artikel nr Part No	Benämning	Description	Sats Kit	B P S R	Anmärkning Notes	
1	1	–	–	–	686005-0	Takplåt	Roof plating			(675770)	1010
2	1	–	–	–	1211316-3	Vindruteram	Windscreen frame			ERS AV 1 ST 1254959–8,	1020
										1 ST 1254559–6,	1021
										1 ST 1254560–4,	1022
										1 ST 1254562–0,	1023
										2 ST 1254561–2,	1024
										8 ST 12555553–8,	1025
										16 ST 1255551–2.	1026
3	1	–	–	–	686008-4	•Vindrutebalk med taktygshållare	•Windscreen member with head lining retainer				1030 1040
4	1	–	–	–	675858-5	Torpedbalk	Cowl member				1[illegible]
x 5	1	–	–	–	1255625-4	Mellanbräda, överdel	Firewall, upper section			(1202038)	1[illegible] 1061
6	1200	–	–	–	676082-1	Hållare	Retainer				1070
7	1	–	–	–	676706-5	Takbåge	Roof arch				1080
8	2	–	–	–	678680-0	Takbåge	Roof arch				1090
9	1	–	–	–	677510-0	Tvärbalk	Cross member				11[illegible]
10	1	–	–	–	676065-6	Taktygshållare, främre	Head lining retainer, forward				1[illegible] 1120
11	9	–	–	–	955138-3	Skruv	Screw				1130
	2	–	–	–	659654-8	Nit	Rivet				1140

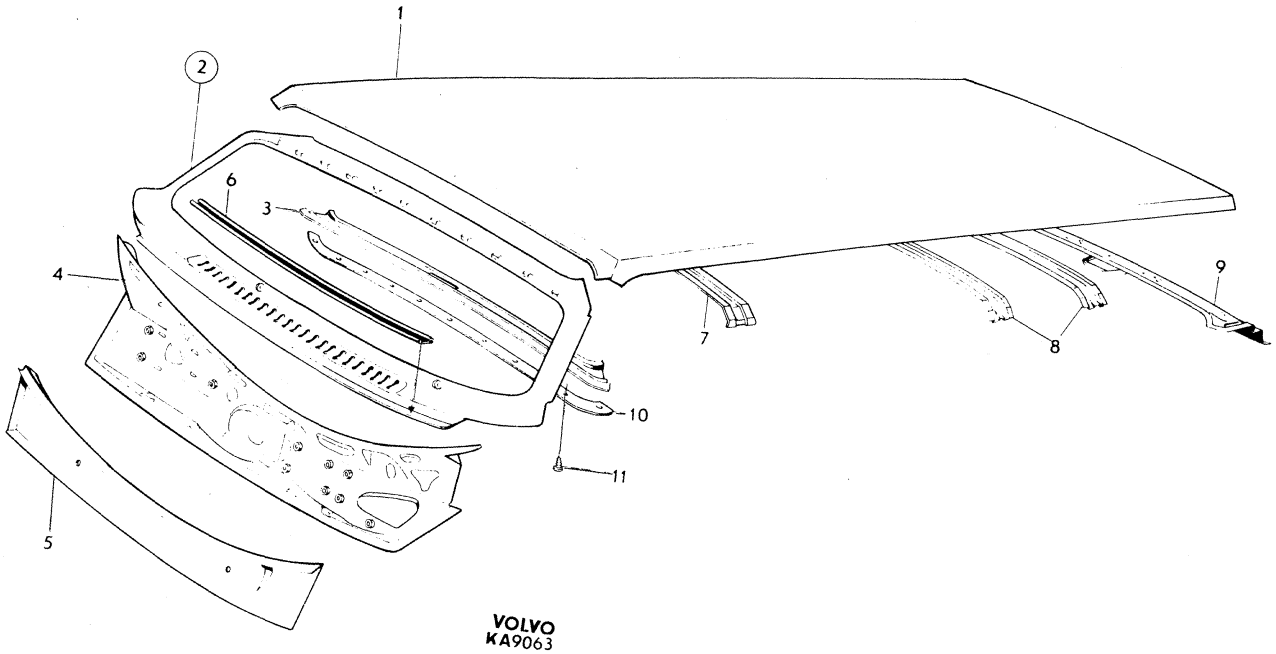
1
2
6
3
4
7
8
9
10
11
5
VOLVO
KA9063

Sida Page	Grupp Group	Takparti	Roof section	Illustration	0650
		145 ht	145 ht	10109	
44	8			1979–11	

Pos. Fig.	Antal/Quantity				Artikel nr Part No	Benämning	Description	Sats Kit	B P S R	Anmärkning Notes	
1	1	–	–	–	683031-9	Takplåt, främre	Roof plating, forward				1010
2	1	–	–	–	683033-5	Takplåt, bakre	Roof plating, rear				1020
3	1	–	–	–	683035-0	•Hörnplåt, V	•Corner plate, L				1030
	1	–	–	–	683036-8	•Hörnplåt, H	•Corner plate, R				1040
3a	1	–	–	–	1213139-7	Förstärkning, V	Reinforcement, L				1050
	1	–	–	–	1213140-5	Förstärkning, H	Reinforcement, R				1060
4	6	–	–	–	943779-9	Skruv	Screw				1070
5	6	–	–	–	666284-5	Gummibricka	Rubber washer				1080
6	1	–	–	–	1211316-3	Vindruteram	Windscreen frame			102)	1090
7	1	–	–	–	686008-4	•Vindrutebalk	•Windscreen member				1100
8	1	–	–	–	676065-6	••Taktygshållare	••Headlining retainer				1110
9	1	–	–	–	675858-5	Torpedbalk	Cowl member				1120
x 10	1	–	–	–	1255625-4	Mellanbräda, överdel	Firewall, upper section			(1202038)	1130 1131
11	1200	–	–	–	676082-1	Hållare	Retainer				1140
12	1	–	–	–	683125-9	Takbåge	Roof arch				1150
13	2	–	–	–	683126-7	Knutplåt	Tie plate				1160
14	1	–	–	–	683122-6	Knutplåt, V	Tie plate, L				1170
	1	–	–	–	683123-4	Knutplåt, H	Tie plate, R				1180
15	1	–	–	–	683045-9	Knutplåt, V	Tie plate, L				1190
	1	–	–	–	683046-7	Knutplåt, H	Tie plate, R				1200
16	1	–	–	–	683148-1	Hållare, takklädsel, V	Head lining retainer, L				1210
	1	–	–	–	683149-9	Hållare, takklädsel, H	Head lining retainer, R				1220
17	1	–	–	–	683040-0	Tvärbalk	Cross member				1230
18	1	–	–	–	683213-3	Bakstolpe, övre, inre, V	Rear pillar, upper, inner, L				1240 1250
	1	–	–	–	683214-1	Bakstolpe, övre, inre, H	Rear pillar, upper, inner, R				1260 1270
19	2	–	–	–	683141-6	Hållare	Retainer				1280

102. ERS AV 1 ST 1254959–8, 1 ST 1254559–6, 1 ST 1254560–4, 1 ST 1254562–0, 2 ST 1254561–2, 8 ST 1255553–8, 16 ST 1255551–2.

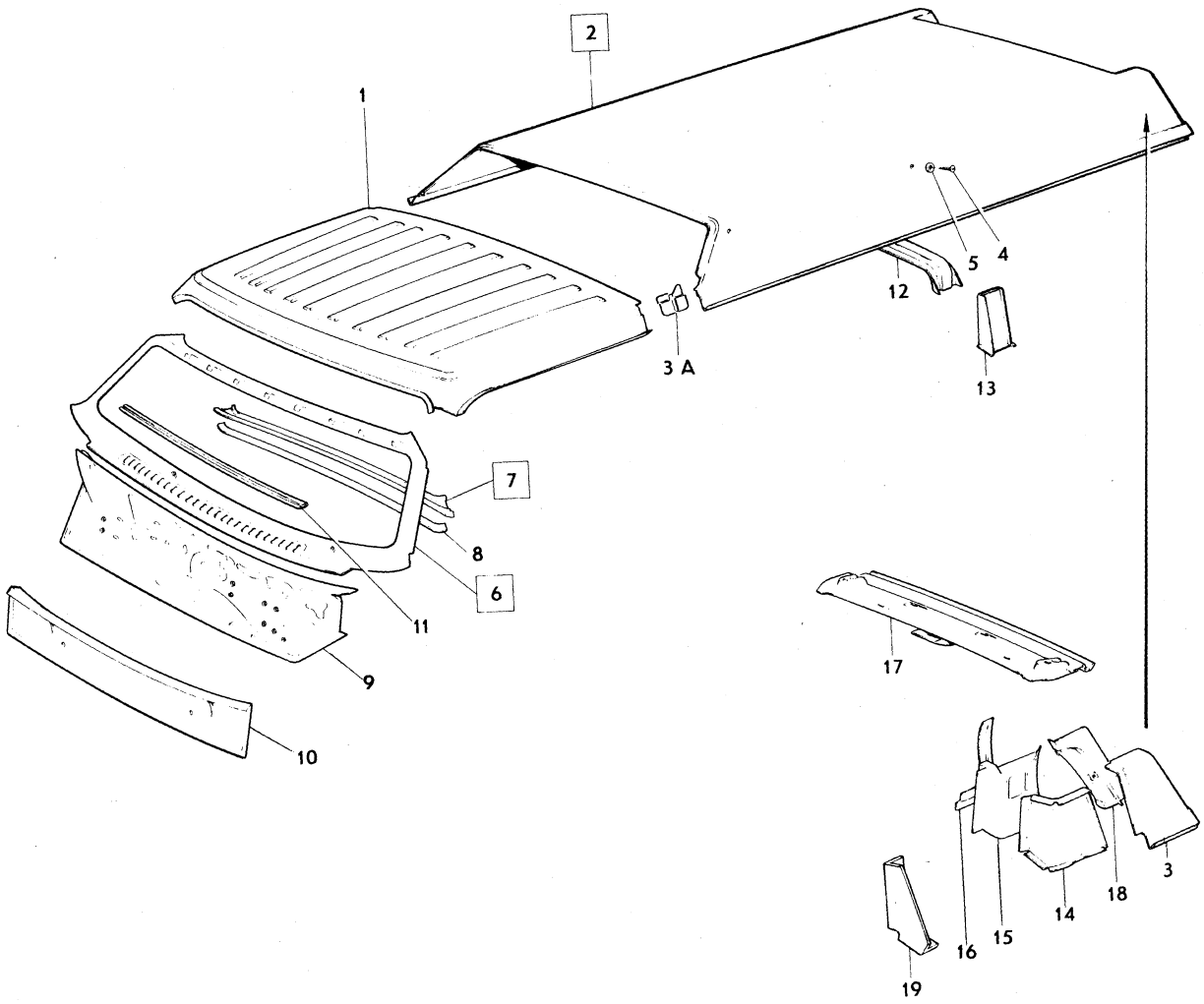

VOLVO PARTS
1 080 10109

Sida / Page	Grupp / Group	Taklucka / MTL	Sliding roof / MTL	Illustration	0700
46	8			10514 1979–11	

	Pos. / Fig.	Antal/Quantity				Artikel nr / Part No	Benämning	Description	Sats / Kit	B P S R	Anmärkning / Notes	
x	1	1	–	–	–	1202568-0	Ram	Frame			(680963)	1010
	2	–	–	–	–		Konsol	Bracket		8		1020
	3	1	–	–	–	681091-5	Styrskena, V	Guide rail, L				1030
		1	–	–	–	681092-3	Styrskena, H	Guide rail, R				1040
	4	2	–	–	–	680956-0	Fäste	Anchorage				1050
	5	2	–	–	–	681096-4	Mellanstycke	Spacer				1060
	6	6	–	–	–	955162-3	Skruv	Screw				1070
	7	1	–	–	–	680961-0	Styrskena, V	Guide rail, L				1080
		1	–	–	–	680962-8	Styrskena, H	Guide rail, R				1090
	8	1	–	–	–	681306-7	Förstärkning	Reinforcement				1100
	9	4	–	–	–	955162-3	Skruv	Screw				1110
	9a	2	–	–	–	684201-7	Bricka	Washer				1120
x	10	2	–	–	–	1254758-4	Täcklist	Escutcheon moulding			(680959)	1130
	11	6	–	–	–	955162-3	Skruv	Screw				1150
	12	1	–	–	–	680964-4	Lucka, yttre	Roof outer				1160
	13	2	–	–	–	681101-2	Fäste	Anchorage				1170
	14	4	–	–	–	955246-4	Skruv	Screw				1180
	15	4	–	–	–	17840-0	Låsbricka	Lock washer				1190
	16	2	–	–	–	681102-0	Säkringsbleck	Tab washer				1200
x	17	1	–	–	–	1255359-0	Wire, V	Cable, L			(681093)	1210
x		1	–	–	–	1255360-8	Wire, H	Cable, R			(681094)	1220
	18	2	–	–	–	681103-8	Förstärkning	Reinforcement				1230
	19	4	–	–	–	955224-1	Skruv	Screw				1240
	20	4	–	–	–	120344-7	Låsbricka	Lock washer				1250
	21	2	–	–	–	681104-6	Glidsko	Slipper				1260
	22	1	–	–	–	681097-2	Växelhus	Gear housing				1270
	23	2	–	–	–	956165-5	Skruv	Screw				1280
	24	2	–	–	–	681098-0	Mutterplatta	Nut plate				1290
	25	2	–	–	–	956271-1	Skruv	Screw				1300
	26	1	–	–	–	681100-4	Vev	Crank				1310
	27	1	–	–	–		Fjädrande bricka	Resilient washer		8	(681111)	1320
	28	1	–	–	–	956272-9	Skruv	Screw				1330
	29	1	–	–	–	681099-8	Distansbricka	Spacer washer				1340
	30	1	–	–	–	681095-6	Fjäderbleck	Spring tab				1350
	31	1	–	–	–	681106-1	Skål	Shell				1360
	32	1	–	–	–	955172-2	Skruv	Screw				1370
	33	1	–	–	–	192557-7	Fjädermutter	Spring nut				1380
	34	1	–	–	–	681432-1	Vindavvisare	Wind deflector				1390
	35	1	–	–	–	686131-4	Länk, V	Link, L				1400
		1	–	–	–	686132-2	Länk, H	Link, R				1410
	35a	3	–	–	–	684202-5	Plugg	Plug				1420
	36	2200	–	–	–	942754-3	Slang	Hose			2 X 1100 (943441)	1430
	36a	34	–	–	–	944188-2	Slang	Hose			TID UTF. 2 X 17	1440
	36b	2	–	–	–	1211334-6	Backventil	Check valve			(685977)	1450
x	37	2	–	–	–	943470-5	Slangklammer	Hose clip			(951786)	1460
	38	3700	–	–	–	944188-2	Slang	Hose			TID UTF. 2 X 1850	1470
	39	2560	–	–	–	944188-2	Slang	Hose			SEN UTF. 2 X 1280	1480
	40	600	–	–	–	943519-9	Slang	Hose			SEN UTF. 2 X 300	1490
	41	2	–	–	–	685975-5	Y–nippel	Y–piece			SEN UTF	1500
	42	2	–	–	–	945652-6	Slangklammer	Hose clip			(943572)	1510
	43	2	–	–	–	192230-1	Clips	Clip			TID UTF	1520
	44	1	–	–	–	681823-1	Lucka, inre,	Roof, inner,				1530
							med klädsel	with headlining				1540
x	45	1	–	–	–	1255335-0	Kederlist	Piping			(681110)	1550
x	46	1	–	–	–	1255334-3	Kederlist	Piping			(681090)	1560
	47	1	–	–	–	681089-9	Tätningslist	Seal moulding				1570
	48	1	–	–	–	681777-9	Kantskyddslist	Edge guard				1580
	49	1	–	–	–	693067-1	Stoppning, V	Upholstery, L				1590
	50	1	–	–	–	693068-9	Stoppning, H	Upholstery, R				1600
	51	2	–	–	–	692881-6	Stoppning	Upholstery				1610
	52	1	–	–	–	692880-8	Stoppning	Upholstery				1620
	53	1	–	–	–	692882-4	Stoppning	Upholstery				1630
	54	1	–	–	–	692879-0	Stoppning	Upholstery				1640

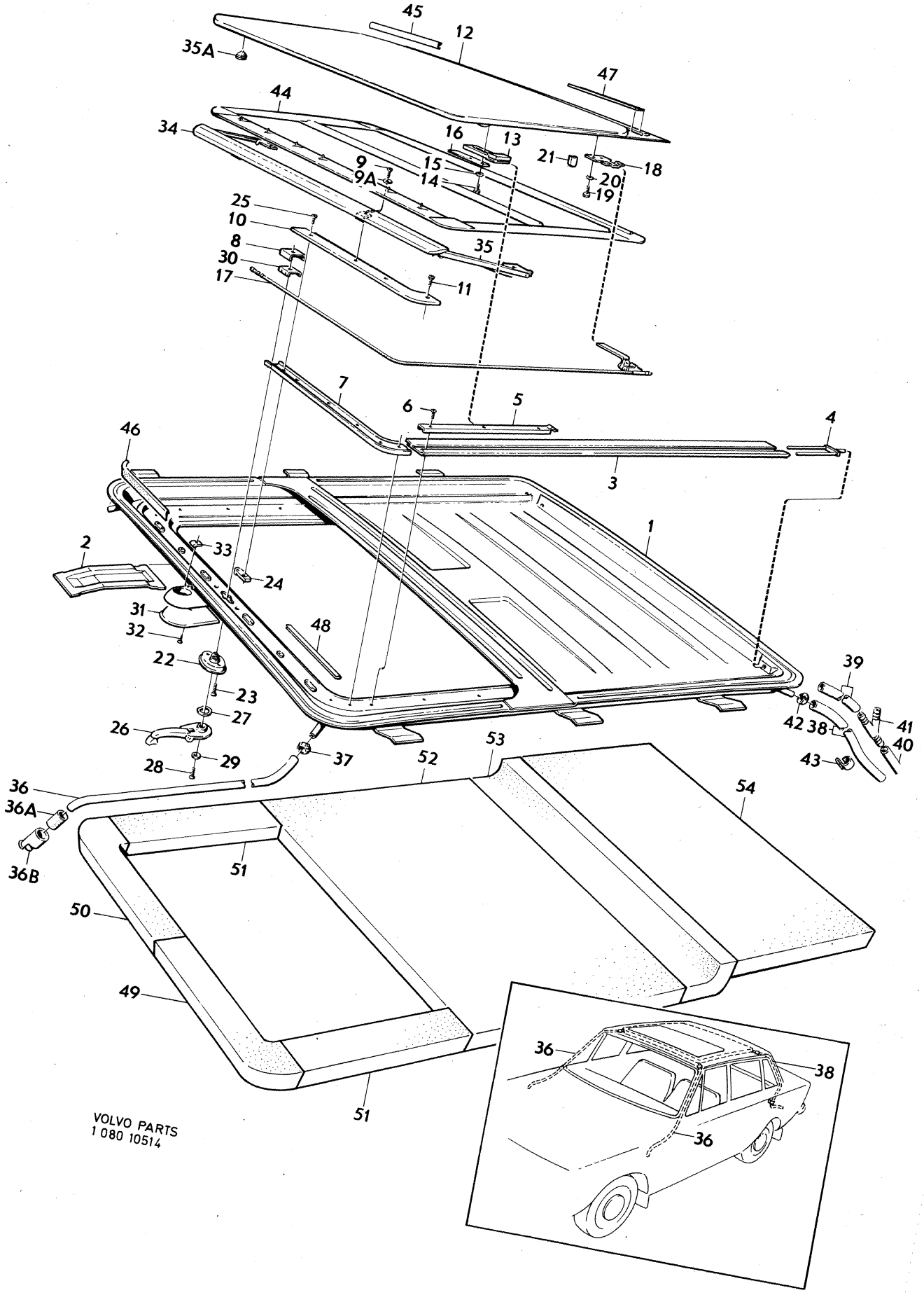
45
12
35A
47
44
34
16
13
21
18
9
9A
15
14
20
19
25
10
8
30
17
35
11
7
6
5
4
46
3
1
2
33
24
31
32
48
22
23
27
26
29
28
37
52
53
39
42
38
41
40
43
36
36A
36B
51
54
50
49
51
36
38
36
VOLVO PARTS
1 080 10514

Sida Page	Grupp Group	Dörrar	Doors	Illustration
48	8			8322 1979–11

	Pos. Fig.	Antal/Quantity 142	144	145		Artikel nr Part No	Benämning	Description	Sats Kit	B P S R	Anmärkning Notes	0750
x	1	1	–	–	–	675698-5	Dörr, V	Door, L			CH–249929	1010
											(676199)	1011
		1	–	–	–	1211626-5	Dörr, V, utan gångjärn	Door, L, less hinges			CH 249930–(686482)	1020
x		–	1	1	–	675696-9	Dörr, främre, V	Door, forward, L			144 CH–263069	1030
											145 CH –103379	1040
											(676197)	1041
		–	1	1	–	1211630-7	Dörr, främre, V utan gångjärn	Door, forward, L less hinges			144 CH 263070–(686484) 145 CH 103380–	1050 1060
x		1	–	–	–	675699-3	Dörr, H	Door, R			CH–249929	1070
											(676200)	1071
		1	–	–	–	1211627-3	Dörr, H, utan gångjärn	Door, R, less hinges			CH 249930–(686483)	1080
x		–	1	1	–	675697-7	Dörr, främre, H	Door, forward, R			144 CH–263069	1090
											145 CH –103379	1100
											(676198)	1101
		–	1	1	–	1211631-5	Dörr, främre, H, utan gångjärn	Door, forward, R, less hinges			144 CH 263070–(686485) 145 CH 103380–	1110 1120
x	2	–	1	1	–	675750-4	Dörr, bakre, V	Door, rear, L			144 CH–263069	1130
											145 CH–103379	1140
											(676201)	1141
		–	1	1	–	1211634-9	Dörr, bakre, V, utan gångjärn	Door, forward, L, less hinges			144 CH 263070– 145 CH 103380–(686486)	1150 1160
x		–	1	1	–	675751-2	Dörr, bakre, H	Door, rear, R			144 CH–263069	1170
											145 CH–103379	1180
											(676202)	1181
		–	1	1	–	1211635-6	Dörr, bakre, H, utan gångjärn	Door, forward, R, less hinges			144 CH 263070– 145 CH 103380–(686487)	1190 1200
	3	1	–	–	–	676808-9	•Ytterplåt, V	•Outer plating, L			CH –249929	1210
		1	–	–	–	686862-4	•Ytterplåt, V	•Outer plating, L			CH 249930–	1220
		–	1	1	–	676770-1	•Ytterplåt, främre, V	•Outer plating, forward, L			144 CH –263069	1230
											145 CH –103379	1240
		–	1	1	–	686868-1	•Ytterplåt, främre, V	•Outer plating, forward, L			144 CH 263070– 145 CH 103380–	1250 1260
		1	–	–	–	676809-7	•Ytterplåt, H	•Outer plating, R			CH –249929	1270
		1	–	–	–	686863-2	•Ytterplåt, H	•Outer plating, R			CH 249930–	1280
		–	1	1	–	676771-9	•Ytterplåt, främre, H	•Outer plating, forward, R			144 CH –263069	1290
											145 CH –103379	1300
		–	1	1	–	686869-9	•Ytterplåt, främre, H	•Outer plating, forward, R			144 CH 263070– 145 CH 103380–	1310 1320
	3a	2	2	2	–	676863-4	••Hållare tätningslist	••Retainer seal moulding			40)	1330 1340
	3b	2	2	2	–	677907-8	•Konsol	•Bracket				1350
	4	–	1	1	–	675594-6	•Ytterplåt, bakre, V	•Outer plating, rear, L			144 CH –263069	1360
											145 CH –103379	1370
		–	1	1	–	686874-9	•Ytterplåt, bakre, V	•Outer plating, rear, L			144 CH 263070– 145 CH 103380–	1380 1390
		–	1	1	–	675595-3	•Ytterplåt, bakre, H	•Outer plating, rear, R			144 CH –263069	1400
											145 CH –103379	1410
		–	1	1	–	686875-6	•Ytterplåt, bakre, H	•Outerplating, rear, R			144 CH 263070– 145 CH 103380–	1420 1430
	4a	–	2	2	–	676863-4	••Hållare tätningslist	••Retainer seal moulding			40)	1440 1450
	5	660	660	660	–	676082-1	•Hållare, tätningslist, V	•Retainer, seal moulding, L				1460 1470
		660	660	660	–	676082-1	•Hållare, tätningslist, H	•Retainer seal moulding, R				1480 1490
	6	480	730	730	–	676082-1	•Hållare, tätningslist, V	•Retainer, seal moulding, L				1500 1510
		480	730	730	–	676082-1	•Hållare, tätningslist, H	•Retainer, seal moulding, R				1520 1530

40. 142 CH –112399. 144 CH –138699. 145 CH –30899.

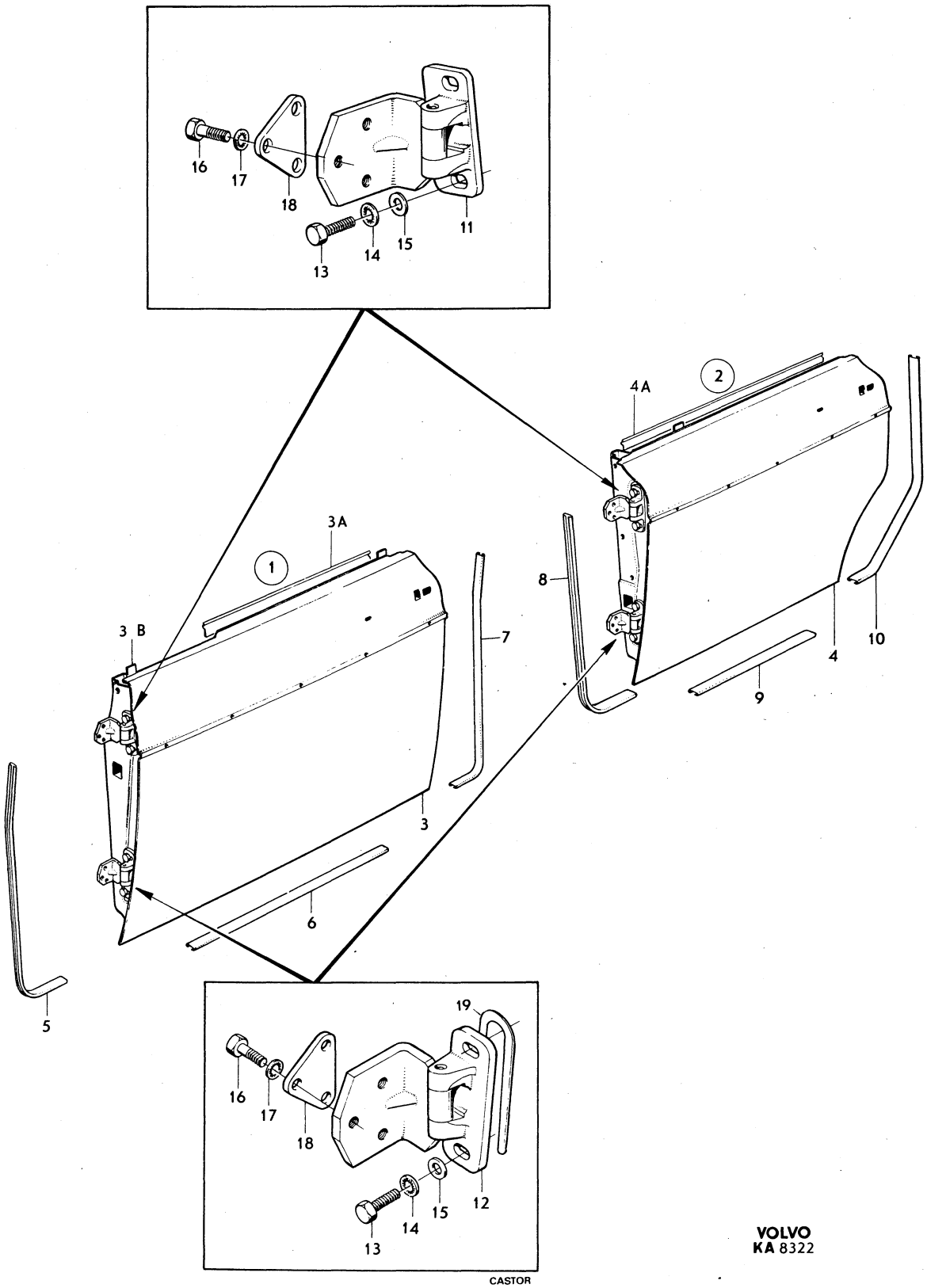

CASTOR

VOLVO
KA 8322

Sida Page	Grupp Group	Dörrar	Doors	Illustration	0750
50	8			8322 1979–11	

	Pos. Fig.	Antal/Quantity 142	144	145		Artikel nr Part No	Benämning	Description	Sats Kit	B P S R	Anmärkning Notes	
	7	650	650	650	–	676082-1	•Hållare, tätningslist, V	•Retainer, seal moulding, L				1540 1550
		650	650	650	–	676082-1	•Hållare, tätningslist, H	•Retainer, seal moulding, R				1580 1590
	8	–	660	660	–	676082-1	•Hållare, tätningslist, V	•Retainer, seal moulding, L				2010 2020
		–	660	660	–	676082-1	•Hållare, tätningslist, H	•Retainer, seal moulding, R				2030 2040
	9	–	280	280	–	676082-1	•Hållare, tätningslist, V	•Retainer, seal moulding, L				2050 2060
		–	280	280	–	676082-1	•Hållare, tätningslist, H	•Retainer, seal moulding, R				70 80
	10	–	680	680	–	676082-1	•Hållare tätningslist, V	•Retainer, seal moulding, L				2090 2100
		–	680	680	–	676082-1	•Hållare, tätningslist, H	•Retainer, seal moulding, R				2110 2120
x	11	2	4	4	–	1203347-8	•Gångjärn, övre, V nedre, H	•Hinge, upper, L lower, R			(686400)	30 40
x	12	2	4	4	–	1203348-6	•Gångjärn, nedre, V övre, H	•Hinge, lower, L upper, R			(686401)	2150 2160
	13	8	16	16	–	955524-4	•Skruv	•Screw			TID UTF	2170
		8	8	8	–	942402-9	•Flänsskruv, främre dörr	•Flanged bolt, forward door			SEN UTF. L 16	2180 2190
		–	8	8	–	944012-4	•Flänsskruv, bakre dörr	•Flanged bolt, rear door			SEN UTF. L 19	2200
	14	8	16	16	–	955949-3	•Låsbricka	•Lock washer			TID UTF	2210
	15	8	16	16	–	955894-1	•Bricka	•Washer			TID UTF	2220
	16	12	24	24	–	955523-6	Skruv	Screw			TID UTF	2230
		12	24	24	–	942402-9	Flänsskruv	Flanged bolt			SEN UTF	2240
	17	12	24	24	–	955949-3	Bricka	Washer			TID UTF	2250
	18	4	4	4	–	680266-4	Bricka, främre dörr	Washer, forward door				2260
x		–	4	4	–	1203994-7	Bricka, bakre, dörr	Washer, rear door			(676970)	2270
	19	ERF	ERF	ERF	–	684738-8	Justerbleck	Adjuster washer				2280

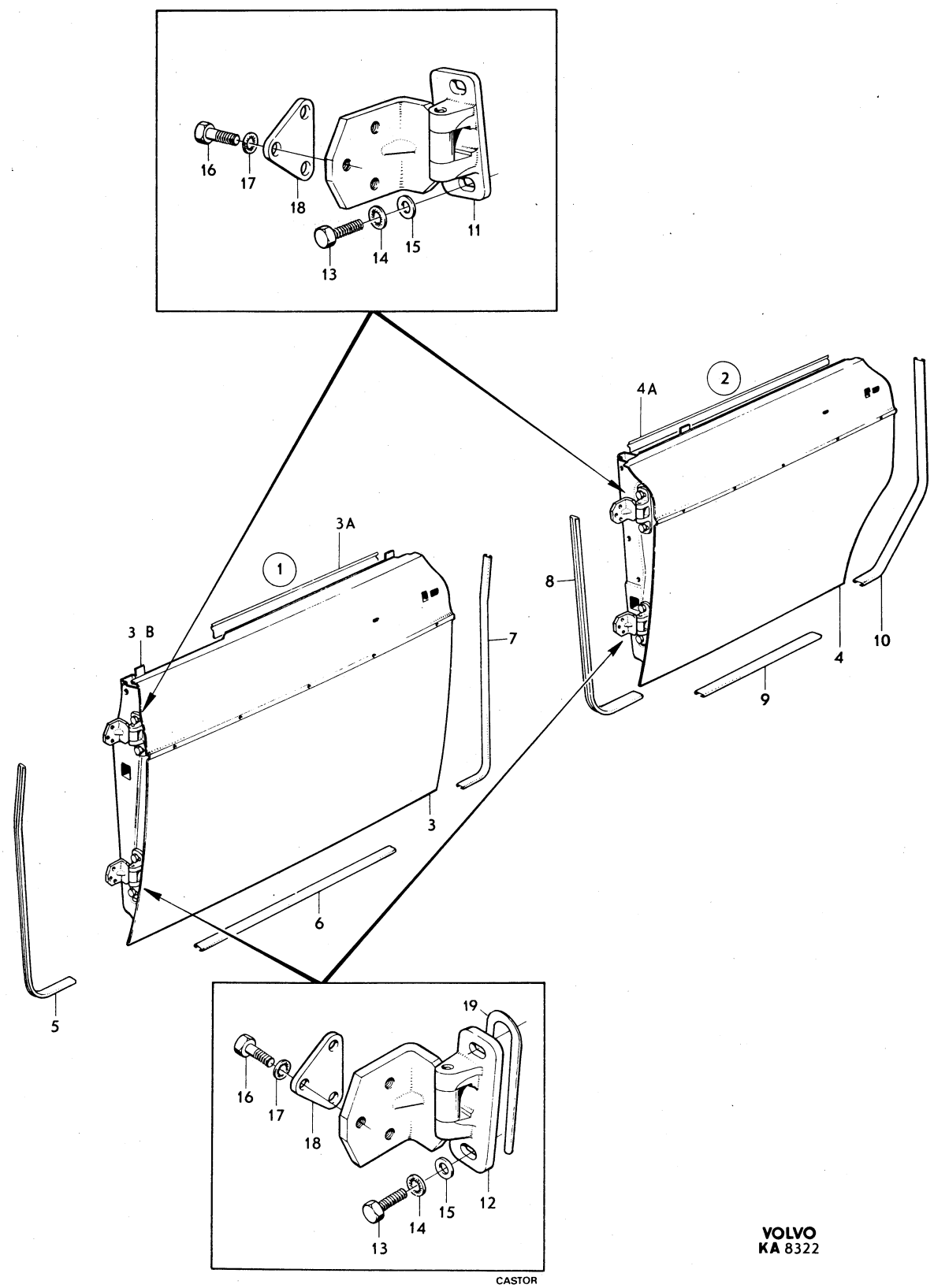

CASTOR

VOLVO
KA 8322

Sida Page	Grupp Group	Dörrdetaljer, 142. Dörrdetaljer framdörrar, 144, 145.	Door components, 142. Door components forward doors, 144, 145.	Illustration 25928 1979–11	0800
52	8				

	Pos. Fig.	Antal/Quantity				Artikel nr Part No	Benämning	Description	Sats Kit	BPSR	Anmärkning Notes	
x	1	1	–	–	–	1202680-3	Lås, V	Lock, L			(675700)	0020
x		1	–	–	–	1202681-1	Lås, H	Lock, R			(675701)	0040
	2	2	–	–	–	675965-8	•Buffert	•Rubber cushion				0060
	3	6	–	–	–	950044-8	Skruv	Screw			TIDUTF L 9,5	0080
		4	–	–	–	950045-5	Skruv	Screw			SEN UTF L 13	0100
		2	–	–	–	950044-8	Skruv	Screw			SEN UTF L 9,5	0120
	4	6	–	–	–	940155-5	Låsbricka	Lock washer				0140
	5	4	–	–	–	955893-3	Bricka	Washer			TIDUTF	0160
x	6	2	–	–	–	979758-0	Gummimellanlägg	Rubber spacer				0180
	7	1	–	–	–	677133-1	Låsskydd, V	Lock guard, L				0200
		1	–	–	–	677134-9	Låsskydd, H	Lock guard, R				0220
	8	4	–	–	–	955137-5	Skruv	Screw				0240
	9	1	–	–	–	680370-4	Dörröppnare, V	Door opener, L			142. ERS AV	0260
											1 ST 1203316–3,	0280
											1 ST 946418–1,	0300
											1 ST 958246–1,	0320
											1 ST 1203311–4.	0340
		1	–	–	–	680371-2	Dörröppnare, H	Door opener, R			142. ERS AV	0360
											1 ST 1203317–1,	0380
											1 ST 946418–1,	0400
											1 ST 958246–1,	0420
											1 ST 1203311–4.	0440
		2	–	–	–	680369-6	Dörröppnare	Door opener			144, 145. ERS AV	0460
											1 ST 1203315–5,	0480
											1 ST 946418–1,	0500
											1 ST 958246–1,	0520
											1 ST 1203311–4.	0540
	10	4	–	–	–	950044-8	Skruv	Screw			TIDUTF	0560
		4	–	–	–	943159-4	Flänsskruv	Flanged bolt			SEN UTF	0580
	11	4	–	–	–	955893-3	Bricka	Washer			TIDUTF	0600
	12	4	–	–	–	940155-5	Låsbricka	Lock washer			TIDUTF	0620
	13	2	–	–	–	61544-3	Fjädrande bricka	Resilient washer				0640
	14	2	–	–	–	955893-3	Bricka	Washer				0660
	15	2	–	–	–	94641-8	Clips	Clip				0680
	16	2	–	–	–	679800-3	Handtag	Handle			(676564)	0700
	17	1	–	–	–	680662-4	Styrkåpa, V	Guide casing, L			(676575)	0720
		1	–	–	–	680663-2	Styrkåpa, H	Guide casing, R			(676576)	0740
	18	2	–	–	–	680660-8	Tätning	Seal			25)	0760
	19	2	–	–	–	685735-3	Returfjäder	Return spring			(676574)	0780
	20	1	–	–	–		Handtag, yttre, V med monteringsdetaljer	Handle outer, L, with installation components		8	142 CH–249929 144 CH–263069 145 CH–103379	0800 0820 0840
		1	–	–	–		Handtag, yttre, H med monteringsdetaljer	Handle outer, R with installation components		8	142 CH–249929 144 CH–263069 145 CH–103379	0860 0880 0900
		1	–	–	–	680458-7	•Handtag yttre V, kmpl	•Handle, outer, L, cpl				0920
		1	–	–	–	680459-5	•Handtag yttre H, kmpl	•Handle, outer, R, cpl				0940
	21	1	–	–	–		••Handtag, yttre, V	••Handle, outer, L		8	(675487)	0960
		1	–	–	–		••Handtag, yttre, H	••Handle, outer, R		8		0980
	22	2	–	–	–	679862-3	••Upptryckare	••Push button			142 CH–1499	1000
											144 CH–37099	1020
		2	–	–	–	680122-9	••Upptryckare	••Push button			142 CH 1500– 144 CH 37100– 145	1040 1060 1080
	23	2	–	–	–	675483-2	••Axel	••Spindle				1100
	24	2	–	–	–	675482-4	••Fjäder	••Spring				1120
	25	4	–	–	–	190598-3	••Skruv	••Screw				1140
	26	1	–	–	–	675484-0	••Packning, V	••Gasket, L				1160
		1	–	–	–	675485-7	••Packning, H	••Gasket, R				1180

25. 142 CH 27087– incl 23861–23945, 24961–25180, 26196–26280. 144 CH 68527– incl 65664–66045, 66870–67194, 68019–68362. 145 CH 1283–.

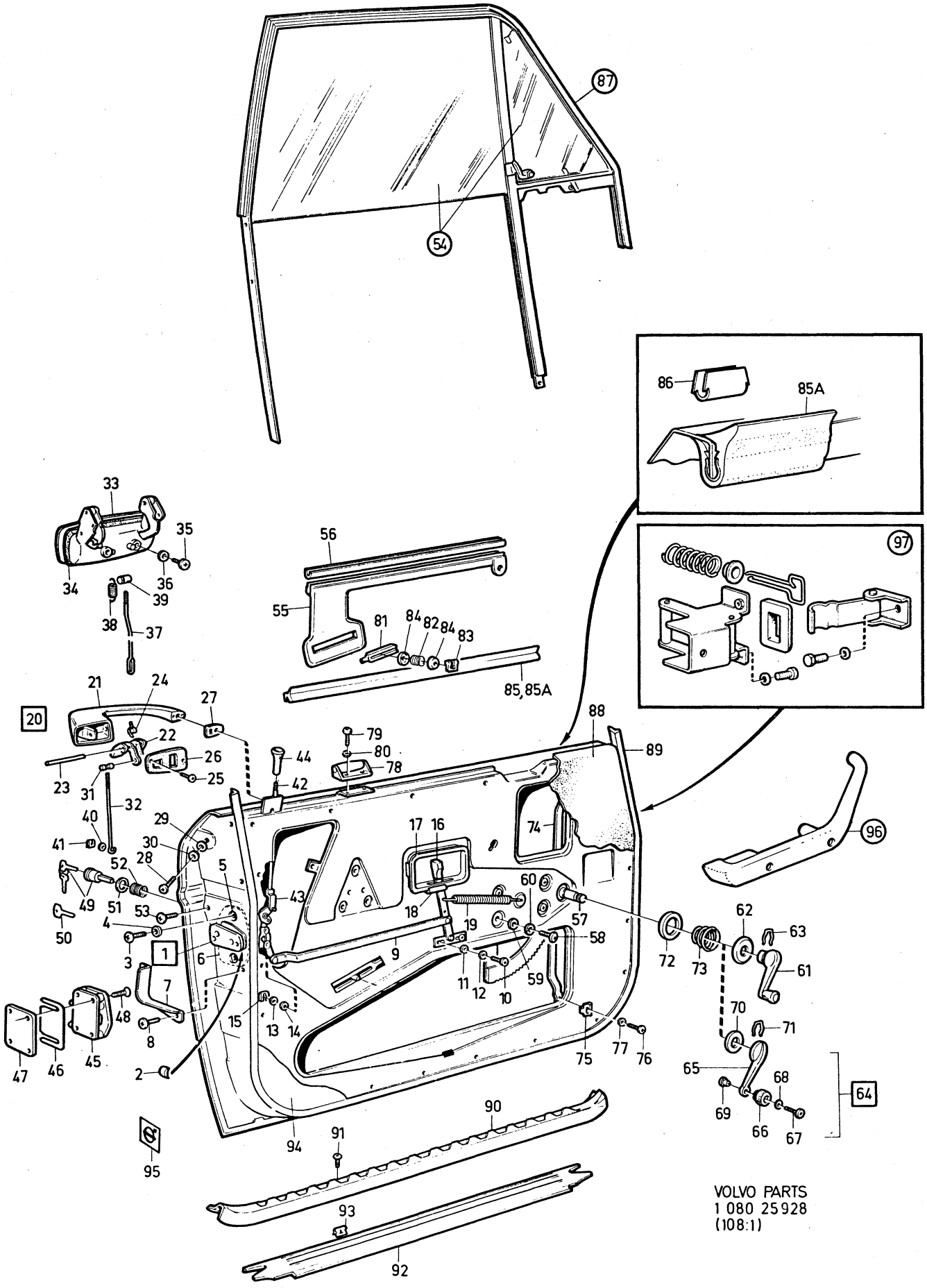

VOLVO PARTS
1 080 25928
(108:1)

Sida Page	Grupp Group	Dörrdetaljer, 142. Dörrdetaljer framdörrar, 144, 145.	Door components, 142. Door components forward doors, 144, 145.	Illustration 25928 1979–11	0800
54	8				

	Pos. Fig.	Antal/Quantity				Artikel nr Part No	Benämning	Description	Sats Kit	B P S R	Anmärkning Notes	
x	27	2	–	–	–	1254512-5	•Packning	•Gasket			(677065)	1200
	28	4	–	–	–	950045-5	•Skruv	•Screw				1220
	29	4	–	–	–	955893-3	•Bricka	•Washer				1240
	30	4	–	–	–	940155-5	•Låsbricka	•Lock washer				1260
	31	2	–	–	–	675491-5	•Tapp	•Pin				1280
	32	2	–	–	–	675741-3	•Länk	•Link				1300
												1320
		–	–	–	–		Handtag, yttre, V	Handle, outer, L		8	142 CH 249930–	1340
							med monteringsdetaljer	with installation components			144 CH 263070–	1360
											145 CH 103380–	1380
		–	–	–	–		Handtag, yttre, H	Handle, outer, R		8	142 CH 249930–	14
							med monteringsdetaljer	with installation components			144 CH 263070–	142
											145 CH 103380–	1440
	33	1	–	–	–	685000-2	•Handtag, yttre, V	•Handle, outer, L			EXCL CAN. ERS AV	1460
											1 ST 1202430–3	1480
											2 ST 956091–3	1500
		1	–	–	–	685001-0	•Handtag, yttre, H	•Handle, outer, R			EXCL CAN. ERS AV	15
											1 ST 1202431–1	15
											2 ST 956091–3	1560
		1	–	–	–	685845-0	•Handtag, yttre, V	•Handle, outer, L			CAN. ERS AV	1580
											1 ST 1202430–3	1600
											2 ST 956091–3	1620
											1 ST 685836–9	1640
		1	–	–	–	685846-8	•Handtag, yttre, H	•Handle, outer, R			CAN. ERS AV	1660
											1 ST 1202431–1	1680
											1 ST 956091–3	1700
											1 ST 685836–9	1720
x	34	2	–	–	–	1254345-0	•Tätningslist	•Seal moulding			(685009) EXCL CAN	1740
		2	–	–	–	685888-0	•Tätningslist	•Seal moulding			CAN	1760
	35	4	–	–	–	950044-8	•Skruv	•Screw				1780
	36	4	–	–	–	940155-5	•Låsbricka	•Lock washer				1800
	37	2	–	–	–	686890-5	•Länk	•Link				1820
	38	2	–	–	–	685007-7	•Fjäder	•Spring				1840
	39	2	–	–	–	687838-3	•Tapp	•Pin				1860
	40	2	–	–	–	945773-0	Bricka	Washer				1880
	41	2	–	–	–	94641-8	Clips	Clip				1900
	42	2	–	–	–	676637-2	Länk	Link				1920
	43	2	–	–	–	676995-4	Klammer	Clamp				19
x	44	2	–	–	–	1203219-9	Låsknapp	Lock button			(666424)	19
	45	1	–	–	–	675553-2	Låsbleck, V	Striker plate, L				1980
		1	–	–	–	675554-0	Låsbleck, H	Striker plate, R				2000
	46	ERF	–	–	–	681528-6	Justerbleck	Adjuster washer				2020
	47	2	–	–	–	677223-0	Packning	Gasket				2040
	48	8	–	–	–	943298-0	Skruv	Screw				20
x	49	2	–	–	–	1213237-9	Låscylinder med	Lock cylinder with			(677672)	20
							två nycklar	two keys				2100
x		1				273722-9	Låscylindersats	Lock cylinder kit				2120
							med två	with two				2140
							gemensamma nycklar	common keys				2160
x		1	–	–	–	1213239-5	•Låscylinder	•Lock cylinder,	S			2180
							baklucka	luggage compartment				2200
x		2	–	–	–	1213237-9	•Låscylinder, dörr	•Lock cylinder, door	S			2220
		2	–	–	–		••Nyckel	••Key	S			2240
	50	ERF	–	–	–	660138-9	Nyckel, kodbeteckning	Key, code designation				2260
							FR, ämne	FR, blank				2280
		ERF	–	–	–	671319-2	Nyckel, kodbeteckning	Key, code designation				2300
							FS, ämne	FS, blank				2320
x		ERF	–	–	–	1213202-3	Nyckel, ämne, för	Key, blank, for				2340
							sats 273722–9	kit 273722–9				2360
	51	2	–	–	–	655532-0	Gummitätning	Rubber seal				2380
	52	2	–	–	–	686272-6	Fjäder	Spring				2400
	53	2	–	–	–	950018-2	Skruv	Screw				2420
	54	–	–	–	–		Glas	Glass			SE SIDA 68, 3-G21	2440

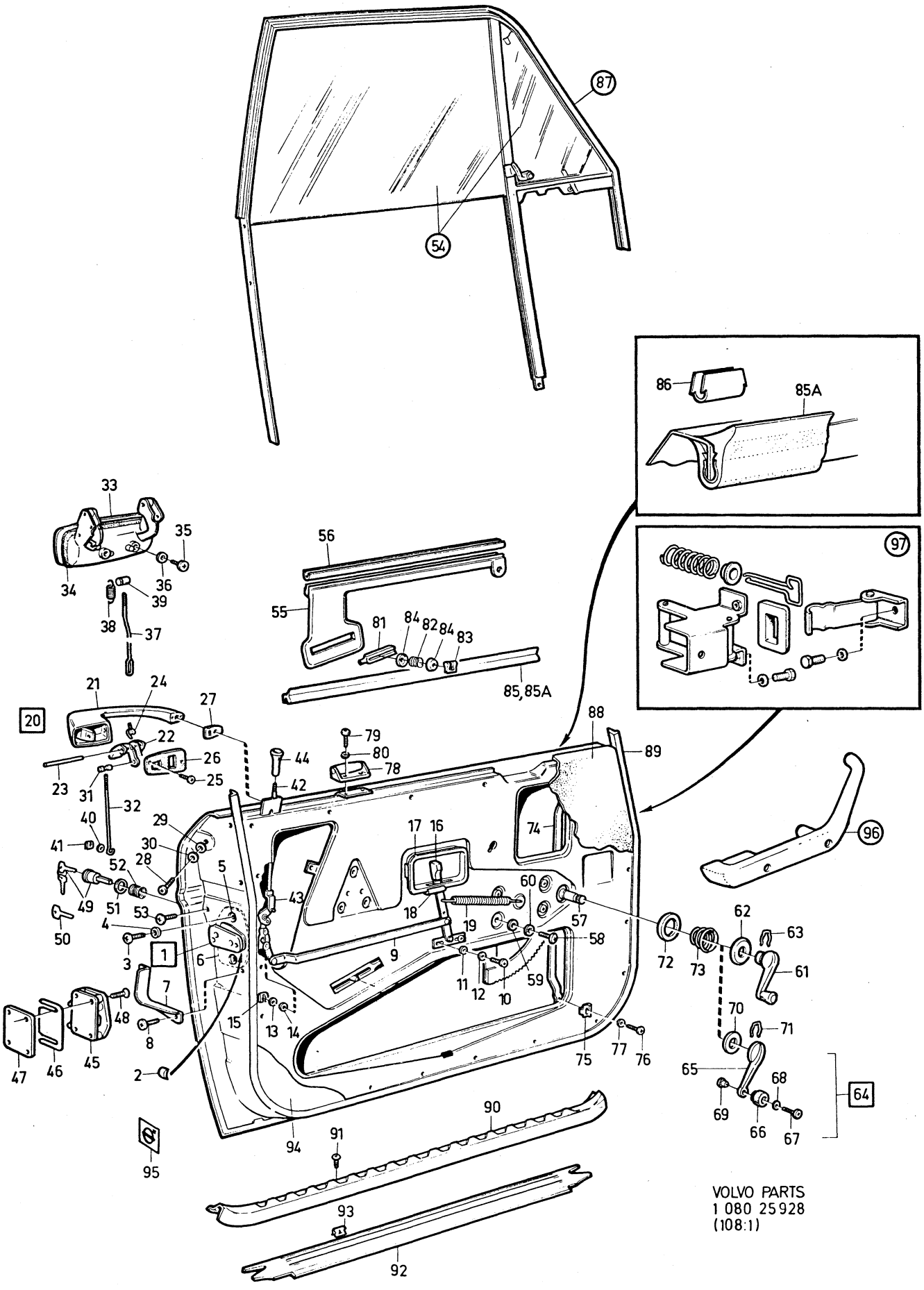

VOLVO PARTS
1 080 25928
(108:1)

Sida / Page	Grupp / Group	Dörrdetaljer, 142. / Dörrdetaljer / framdörrar, 144, 145.	Door components, 142. / Door components / forward doors, 144, 145.	Illustration / 25928 / 1979–11
56	8			0800

Pos. Fig.	Antal/Quantity				Artikel nr Part No	Benämning	Description	Sats Kit	BPSR	Anmärkning Notes	
55	1	–	–	–	675927-8	Hisskena, V	Elevator channel, L				2460
	1	–	–	–	675928-6	Hisskena, H	Elevator channel, R				2480
56	780	–	–	–	96343-9	Fyllnadsband	Filler strip			2X390	2500
57	1	–	–	–	675783-5	Fönsterhiss, V	Window elevator, L			40) ERS AV	2520
										1 ST 1211437–7	2540
										6 ST 943926–6	2560
										6 ST 684830–3	2580
										6 ST 676791–7	2600
	1	–	–	–	1211437-7	Fönsterhiss, V	Window elevator, L			41) (684823)	2620
	1	–	–	–	675784-3	Fönsterhiss, H	Window elevator, R			40) ERS AV	2640
										1 ST 1211438–5	2
										6 ST 943926–6	2
										6 ST 684830–3	2700
										6 ST 676791–7	2720
	1	–	–	–	1211438-5	Fönsterhiss, H	Window elevator, R			41) (684824)	2740
58	8	–	–	–	950044-8	Skruv	Screw			TID UTF	2760
	8	–	–	–	943159-4	Flänsskruv	Flanged screw			SEN UTF	2
59	8	–	–	–	192287-1	Bricka	Washer			TID UTF	2
60	8	–	–	–	940155-5	Låsbricka	Lock washer			TID UTF	2820
61	2	–	–	–	676211-6	Hissvev	Crank			8)	2840
62	2	–	–	–	676214-0	Bricka	Washer			8)	2860
63	2	–	–	–	687299-8	Fjäder	Spring			8) (679391)	2880
64	2	–	–	–	687895-3	Hissvev	Elevator crank			9) (688495)	2900
65	1	–	–	–		•Arm	•Arm		8		2920
66	2	–	–	–	673184-8	•Knopp	•Button			68) ERS AV	2940
										1 ST 687893–8	2960
										1 ST 687894–6	2980
	2	–	–	–	687893-8	•Knopp	•Button			69)	3000
67	2	–	–	–	673185-5	•Axel	•Shaft			68) ERS AV	3020
										1 ST 687893–8	3040
										1 ST 687894–6	3060
	2	–	–	–	687894-6	•Axel	•Shaft			69)	3080
68	2	–	–	–	673541-9	•Fjädrande bricka	•Resilient washer				3100
69	2	–	–	–	955119-3	•Skruv	•Screw			68) L 9,5	3120
	2	–	–	–	955120-1	•Skruv	•Screw			69) L 13	3140
70	2	–	–	–	680022-1	Bricka	Washer			9)	3160
71	2	–	–	–	687299-8	Fjäder	Spring			9)	3180
72	2	–	–	–	676215-7	Bricka	Washer				3
73	2	–	–	–	659949-2	Fjäder	Spring				3
74	2	–	–	–	679988-6	Stag	Stay			12)	3240
75	4	–	–	–	679989-4	Klammer	Clamp			12)	3260
76	8	–	–	–	955138-3	Skruv	Screw			12)	3280
77	8	–	–	–	941905-2	Fjädrande bricka	Resilient washer			12)	3300
78	2	–	–	–	676623-2	Rulle	Roller			40)	3
79	4	–	–	–	950020-8	Skruv	Screw			40)	3
80	4	–	–	–	955946-9	Låsbricka	Lock washer			40)	3360
81	4	–	–	–	676365-0	Skoning	Pad				3380
82	6	–	–	–	676383-3	Fjäder	Spring			40)	3400
	6	–	–	–	684830-3	Fjäder	Spring			41)	3420
83	6	–	–	–	943926-6	Säkringsbygel	Safty catch			41)	3440
84	6	–	–	–	676791-7	Bricka	Washer			40)	3460
	12	–	–	–	676791-7	Bricka	Washer			41)	3480
85	1520	–	–	–	677195-0	Skraplist	Scrap moulding			142 CH–112399	3500
										2X760. (670810)	3520

8. 142 CH –1499. 144 CH –37099.
9. 142 CH 1500–. 144 CH 37100–. 145.
12. 142 CH –omkr 64400. 144 CH 27080 –omkr 104960. 145 CH –omkr 15280.
40. 142 CH –112399. 144 CH –138699. 145 CH –30899.
41. 142 CH 112400–. 144 CH 138700–. 145 CH 30900–.
68. 142 CH 1500–218605. 144 CH 37100–226813. 145 CH –80294.
69. 142 CH 218606–. 144 CH 226814–. 145 CH 80295–.

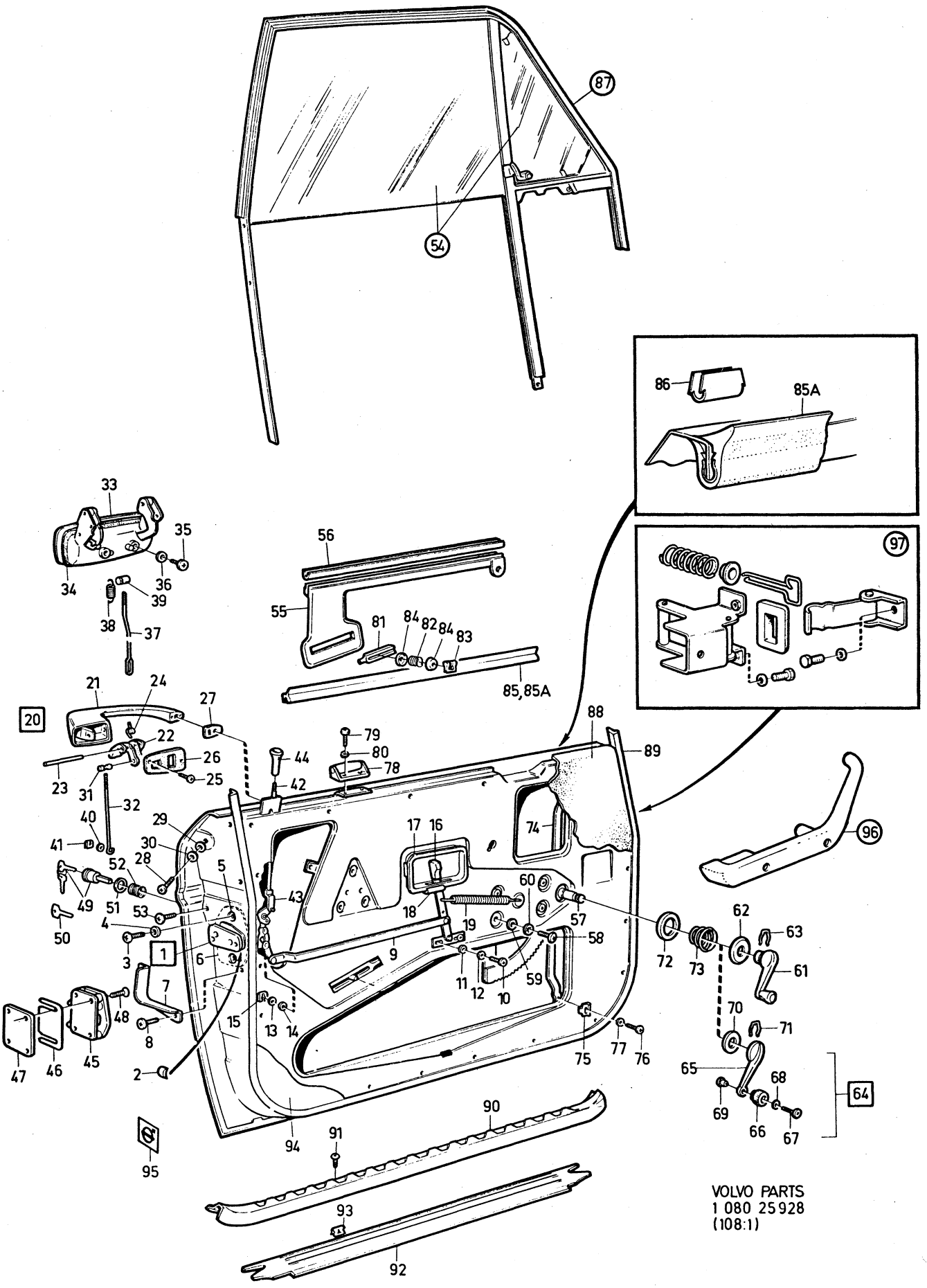

VOLVO PARTS
1 080 25928
(108:1)

Sida Page	Grupp Group	Dörrdetaljer, 142. Dörrdetaljer framdörrar, 144, 145.	Door components, 142. Door components forward doors, 144, 145.	Illustration 25928 1979–11	0800
58	8				

Pos. Fig.	Antal/Quantity				Artikel nr Part No	Benämning	Description	Sats Kit	B P S R	Anmärkning Notes	
	1000	–	–	–	677195-0	Skraplist	Scrap moulding			144 CH–138699	3540
										145 CH–30899	3560
										2X500. (670810)	3580
85a	2	–	–	–	683646-4	Skraplist	Scrap moulding			142 CH 112400–	3600
	2	–	–	–	683644-9	Skraplist	Scrap moulding			144 CH 138700–	3620
										145 CH 30900–	3640
86	10	–	–	–	944102-3	Clips	Clip			142 CH 112400–	3660
										144 CH 138700–	3680
										145 CH 30900–	3700
87	–	–	–	–		Dörrbåge med monteringsdetaljer	Door arch with installation components			SE SIDA 68, 3-G21	3720
88	–	–	–	–		Dörrpanel	Door panel			SE INNERKLÄDSEL	37[illegible]
										SEE UPHOLSTERY	3780
x 89	1	–	–	–	1254985-3	Tätningslist, V	Seal moulding, L			142 (1213558)	3800
x	1	–	–	–	1254985-3	Tätningslist, V, ämne	Seal moulding, L, blank			144, 145. (1213558)	3820 3840
x	1	–	–	–	1254986-1	Tätningslist, H	Seal moulding, R			142 (1213559)	38[illegible]
x	1	–	–	–	1254986-1	Tätningslist, H, ämne	Seal moulding, R, blank			144, 145. (1213559)	38[illegible] 3900
90	1	–	–	–	676089-6	Tröskelplåt, V	Sill plate, L			142 CH–178959	3920
	1	–	–	–	676090-4	Tröskelplåt, H	Sill plate, R			142 CH–178959	3940
	2	–	–	–	675583-9	Tröskelplåt	Sill plate			144 CH–194139	3960
										145 CH–61599	3980
91	12	–	–	–	955153-2	Skruv	Screw			142	4000
	10	–	–	–	955153-2	Skruv	Screw			144, 145.	4020
92	1	–	–	–	687180-0	Tröskelplåt, V	Sill plate, L			142 CH 178960–	4040
	1	–	–	–	687182-6	Tröskelplåt, V	Sill plate, L			144 CH 194140–	4060
										145 CH 61600–	4080
	1	–	–	–	687181-8	Tröskelplåt, H	Sill plate, R			142 CH 178960–	4100
	1	–	–	–	687183-4	Tröskelplåt, H	Sill plate, R			144 CH 194140–	4120
										145 CH 61600–	4140
93	6	–	–	–	944148-6	•Clips	•Clip				4160
94	2	–	–	–	649616-0	Sparkplåt	Scuff guard			(674774) SPEC UTF	4180
x 95	2	–	–	–	1203249-6	Reflexemblem	Reflector			(678127)	4200
96	–	–	–	–		Armstöd	Arm rest			SE SIDA 384, 4-I11	4220
97	–	–	–	–		Dörrstopp	Door stop			SE SIDA 74, 3-H03	4240

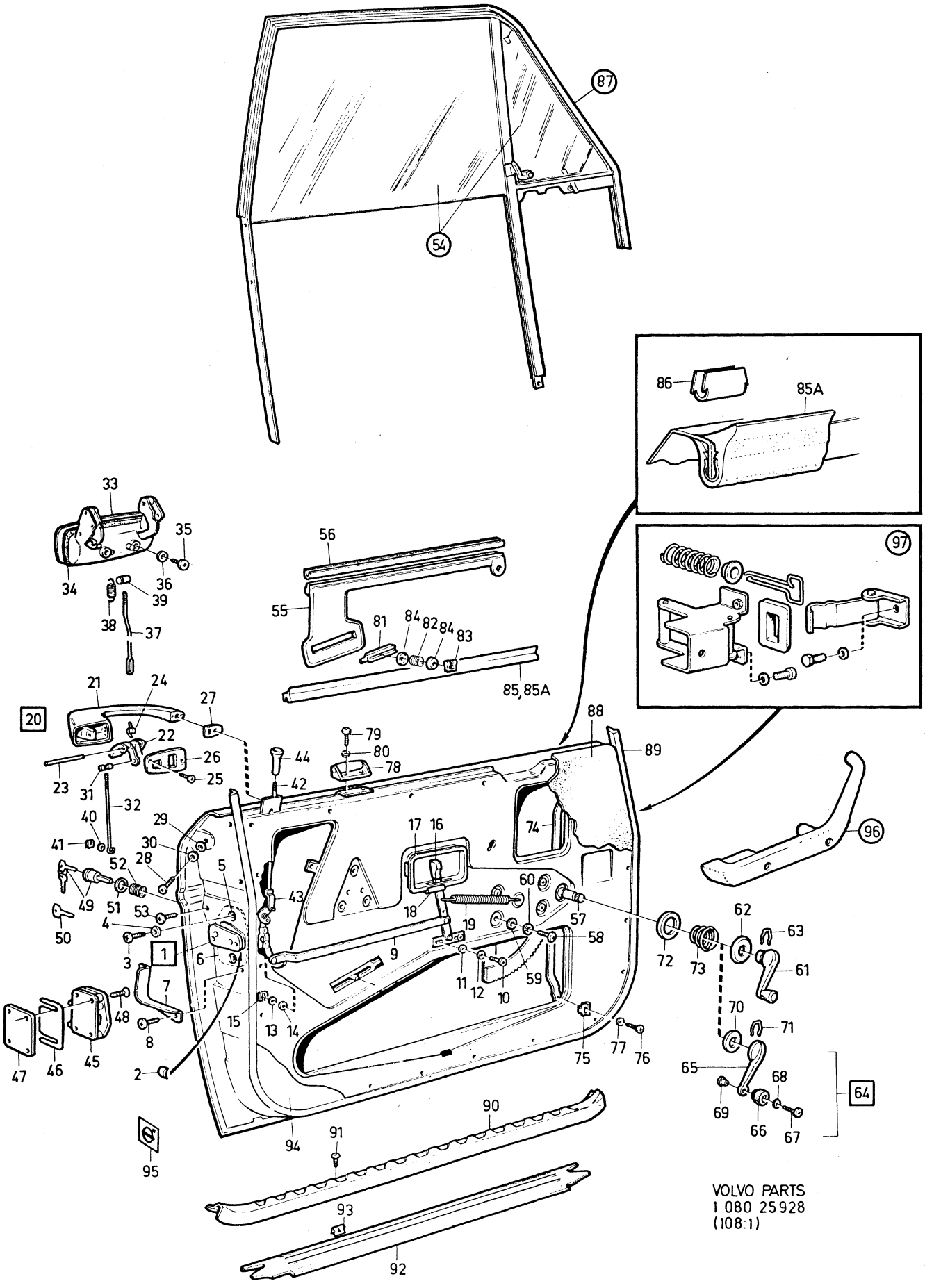

VOLVO PARTS
1 080 25928
(108:1)

Sida Page	Grupp Group	Dörrdetaljer, bakre dörrar	Door components, rear doors	Illustration
60	8	144, 145.	144, 145.	25942 1979–11

Pos. Fig.	Antal/Quantity 0144	0145 HV	0145 SV 105)	0145 SV 106)	Artikel nr Part No	Benämning	Description	Sats Kit	B P S R	Anmärkning Notes	
× 1	1	1	1	1	1202675-3	Lås, V	Lock, L			(675702)	0020
×	1	1	1	1	1213221-3	Lås, H	Lock, R			(675703)	0040
2	2	2	2	2	675965-8	•Buffert	•Buffer				0060
3	6	6	6	6	950044-8	Skruv	Screw			TID UTF. L9,5	0080
	2	2	2	2	950044-8	Skruv	Screw			SEN UTF. L9,5	0100
	4	4	4	4	950045-5	Skruv	Screw			SEN UTF. L13	0120
4	6	6	6	6	940155-5	Låsbricka	Lock washer				0140
5	4	4	4	4	955893-3	Bricka	Washer			TID UTF	0160
6	2	2	2	2	679758-3	Gummimellanlägg	Rubber spacer				0180
7	1	1	1	1	677133-1	Låsskydd, V	Lock guard, L				0200
	1	1	1	1	677134-9	Låsskydd, H	Lock guard, R				0220
8	2	2	2	2	955137-5	Skruv	Screw				0240
9	1	1	–	–	680295-3	Dörröppnare, V	Door opener, L			ERS AV 1 ST 946418–1,	0260
										1 ST 1203313–0,	0280
										1 ST 958246–1,	0300
										1 ST 1203311–4.	0320
	1	1	–	–	680296-1	Dörröppnare, H	Door opener, R			ERS AV 1 ST 946418–1,	0340
										1 ST 1203314–8,	0360
										1 ST 958246–1,	0380
										1 ST 1203311–4.	0400
10	4	4	–	–	950044-8	Skruv	Screw			TID UTF	0420
	4	4	–	–	943159-4	Flänsskruv	Flanged bolt			SEN UTF	0440
11	4	4	–	–	955893-3	Bricka	Washer			TID UTF	0460
12	4	4	–	–	940155-5	Låsbricka	Lock washer			TID UTF	0480
13	2	2	–	–	61544-3	Fjädrande bricka	Resilient washer				0500
14	2	2	–	–	955893-3	Bricka	Washer				0520
15	2	2	–	–	94641-8	Clips	Clip				0540
16	2	2	–	–	679800-3	Handtag	Handle			(676564)	0560
17	1	1	–	–	680662-4	Styrkåpa, V	Guide casing, L			(676575)	0580
	1	1	–	–	680663-2	Styrkåpa, H	Guide casing, R			(676576)	0600
18	2	2	–	–	680660-8	Tätning	Seal				0620
19	2	2	–	–	685735-3	Returfjäder	Return spring			(676574)	0640
											0660
	–	–	–	–		Handtag, yttre	Handle, outer			144 CH–263069	0680
										145 CH–103379	0700
20	1	1	1	1	680458-7	Handtag, yttre, V, kmpl	Handle, outer, L, cpl				0720
											0740
	1	1	1	1	680459-5	Handtag, yttre, H, kmpl	Handle, outer, R, cpl				0760
21	1	1	1	1		•Handtag, yttre, V	•Handle, outer, L		8		0800
	1	1	1	1		•Handtag, yttre, H	•Handle, outer, R		8		0820
22	2	–	–	–	679862-3	••Upptryckare	••Push button			CH–37099	0840
										(675486)	0860
	2	–	–	–	680122-9	••Upptryckare	••Push button			CH 37100–	0880
	–	2	2	2	680122-9	••Upptryckare	••Push button				0900
23	2	2	2	2	675483-2	••Axel	••Shaft				0920
24	2	2	2	2	675482-4	••Fjäder	••Spring				0940
25	4	4	4	4	190598-3	••Skruv	••Screw				0960
26	1	1	1	1	675484-0	••Packning, V	••Gasket, L				0980
	1	1	1	1	675485-7	••Packning, H	••Gasket, R				1000
× 27	2	2	2	2	1254512-5	Packning	Gasket			(677065)	1020
28	4	4	4	4	950045-5	Skruv	Screw				1040
29	4	4	4	4	955893-3	Bricka	Washer				1060
30	4	4	4	4	940155-5	Låsbricka	Lock washer				1080
31	2	2	2	2	675491-5	Tapp	Pin				1100
32	2	2	2	2	675742-1	Länk	Link				1120
											1140

105. Skåpvagn med glasad sida. Parcel van with side windows. Fourgonnette ò glaces latérales. Kombiwagen mit hinteren Seitenscheiben. Comioneta con laterales acristalados.

106. Skåpvagn med plåtsida. Parcel van with metal sides. Fourgonnette à côté glacé. Kombiwagen mit hinterer Blechverkleidung. Comioneta con laterales de chapa.

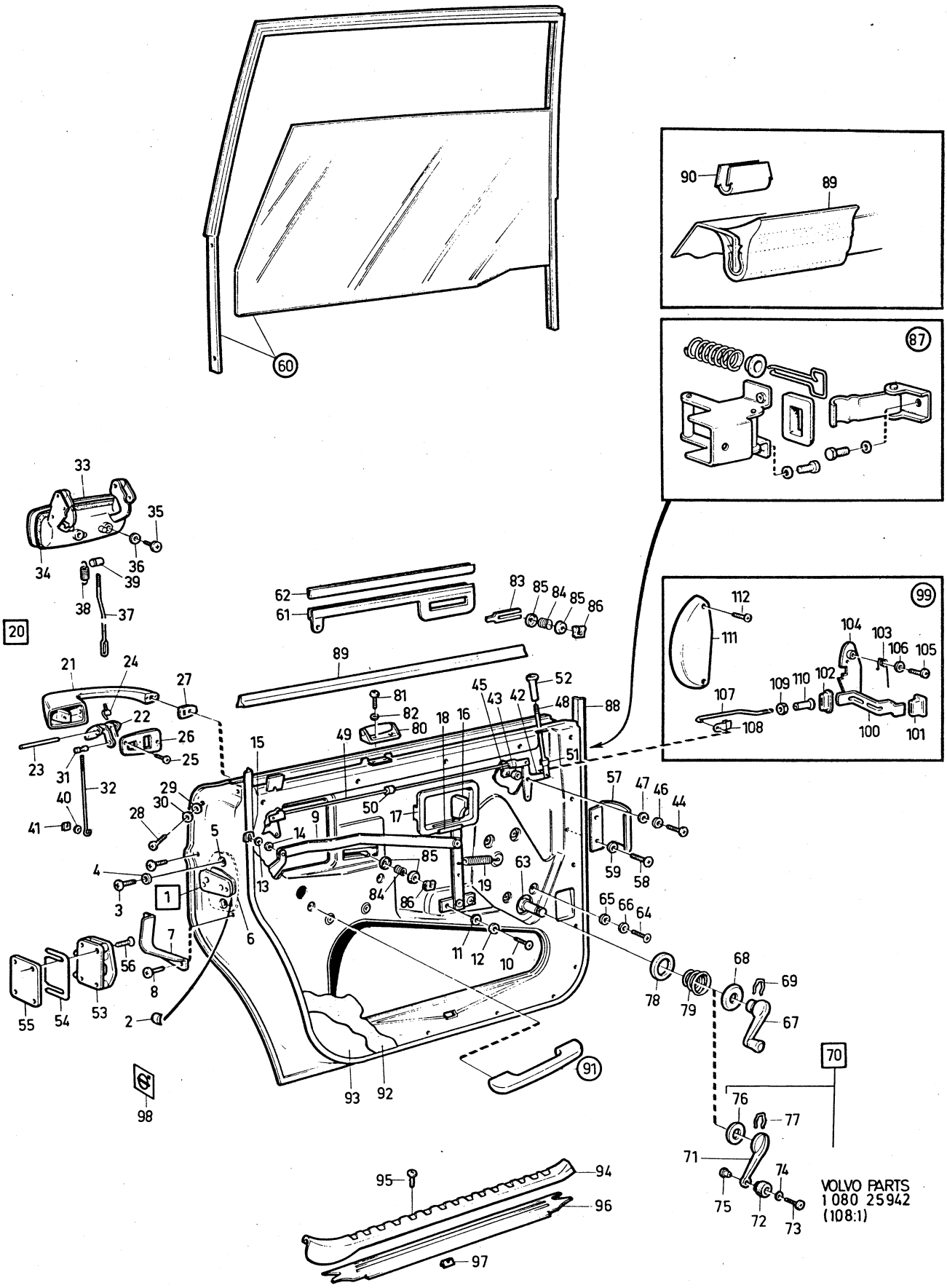
VOLVO PARTS
1 080 25942
(108:1)

Sida Page	Grupp Group	Dörrdetaljer, bakre dörrar	Door components, rear doors	Illustration	0850
62	8	144, 145.	144, 145.	25942 1979–11	

	Pos. Fig.	Antal/Quantity 0144	0145 HV	0145 SV 105)	0145 SV 106)	Artikel nr Part No	Benämning	Description	Sats Kit	B P S R	Anmärkning Notes	
		–	–	–	–		Handtag, yttre	Handle, outer			144 CH 263070–	1160
											145 CH 103380–	1180
	33	1	1	1	1	685000-2	Handtag, yttre, V	Handle, outer, L			EXCL CAN.	1200
											ERS AV 1 ST 1202430–3,	1220
											2 ST 956091–3	1240
		1	1	1	1	685845-0	Handtag, yttre, V	Handle, outer, L			CAN.	1260
											ERS AV 1 ST 1202430–3,	1280
											2 ST 956091–3,	1300
											1 ST 685836–9.	1320
		1	1	1	1	685001-0	Handtag, yttre, H	Handle, outer, R			EXCL CAN.	1340
											ERS AV 1 ST 1202431–1,	1360
											2 ST 956091–3	1380
		1	1	1	1	685846-8	Handtag, yttre, H	Handle, outer, R			CAN.	1400
											ERS AV 1 ST 1202431–1,	1420
											1 ST 956091–3,	1440
											1 ST 685836–9.	1460
x	34	2	2	2	2	1254345-0	Tätningslist	Seal moulding			EXCL CAN	1480
											(685009)	1500
		2	2	2	2	685888-0	Tätningslist	Seal moulding			CAN	1520
	35	4	4	4	4	950044-8	Skruv	Screw				1540
	36	4	4	4	4	940155-5	Låsbricka	Lock washer				1560
	37	2	2	2	2	686891-3	Länk	Link				1580
	38	2	2	2	2	685007-7	Fjäder	Spring				1600
	39	2	2	2	2	687838-3	Tapp	Pin				1620
	40	2	2	2	2	945773-0	Bricka	Washer				1640
	41	2	2	2	2	94641-8	Clips	Clip				1660
x	42	2	2	2	2	1203111-8	Hävarm	Lever			(676691)	1680
	43	2	2	2	2	667575-5	Distanshylsa	Spacer sleeve				1700
	44	2	2	2	2	955141-7	Skruv	Screw				1720
	45	2	2	2	2	191391-2	Fjädermutter	Spring nut				1740
	46	2	2	2	2	192292-1	Bricka	Washer				1760
	47	2	2	2	2	120164-9	Fjädrande bricka	Resilient washer				1780
	48	2	2	2	2	676690-1	Länk	Link				1800
	49	2	2	2	2	676687-7	Länk	Link				1820
	50	2	2	2	2	657010-5	Gummibuffert	Rubber cushion				1840
	51	6	6	6	6	676995-4	Clips	Clip				1860
x	52	2	2	2	2	1203219-9	Låsknapp	Lock button			(666424)	1880
	53	1	1	1	1	675553-2	Låsbleck, V	Striker plate, L				1900
		1	1	1	1	675554-0	Låsbleck, H	Striker plate, R				20
	54	ERF	ERF	ERF	ERF	681528-6	Justerbleck	Adjuster washer				1940
	55	2	2	2	2	677223-0	Packning	Gasket				1960
	56	8	8	8	8	943298-0	Skruv	Screw				1980
	57	2	2	2	2	677819-5	Skyddsbygel	Protector brace				2000
	58	4	4	4	4	950020-8	Skruv	Screw			144 CH–274560	2020
											145 CH–111326	40
		4	4	4	4	955137-5	Skruv	Screw			144 CH 274561–	2060
											145 CH 111327–	2080
	59	4	4	4	4	192292-1	Bricka	Washer				2100
	60	–	–	–	–		Glas och dörrbåge	Glass and door arch			SE SIDA 68, 3-G21	2120
							med detaljer	with components				2140
x	61	1	1	1	–	1213802-0	Hisskena, V	Elevator channel, L			(675929)	2160
x		1	1	1	–	1213803-8	Hisskena, H	Elevator channel, R			(675930)	2180
	62	750	750	750	–	96343-9	Fyllnadsband	Filler strip			2X375	2200

105. Skåpvagn med glasad sida. Parcel van with side windows. Fourgonnette ò glaces latérales. Kombiwagen mit hinteren Seitenscheiben. Comioneta con laterales acristalados.

106. Skåpvagn med plåtsida. Parcel van with metal sides. Fourgonnette à côté glacé. Kombiwagen mit hinterer Blechverkleidung. Comioneta con laterales de chapa.

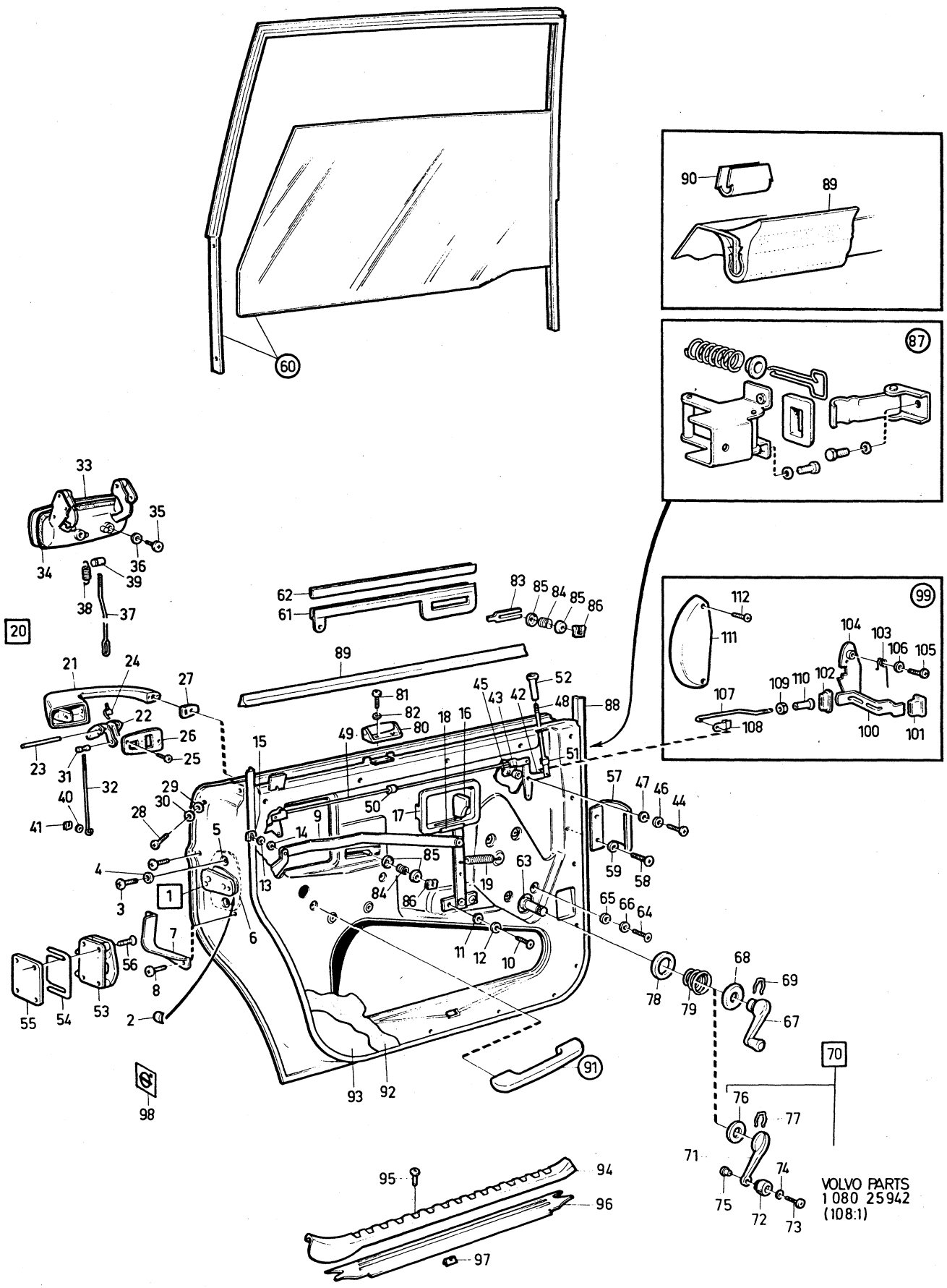
VOLVO PARTS
1 080 25942
(108:1)

Sida Page	Grupp Group	Dörrdetaljer, bakre dörrar	Door components, rear doors	Illustration	0850
64	8	144, 145.	144, 145.	25942 1979–11	

Pos. Fig.	Antal/Quantity 0144	0145 HV	0145 SV 105)	0145 SV 106)	Artikel nr Part No	Benämning	Description	Sats Kit	B P S R	Anmärkning Notes	
63	1	1	–	–	675785-0	Fönsterhiss, V	Window elevator, L			44) ERS AV	2220
										1 ST 1211435–1,	2240
										6 ST 943926–6,	2260
										6 ST 684830–3,	2280
										6 ST 676791–7.	2300
	1	1	–	–	1211435-1	Fönsterhiss, V	Window elevator, L			52) (684852)	2320
	1	1	–	–	675786-8	Fönsterhiss, H	Window elevator, R			44) ERS AV	2340
										1 ST 1211436–9	2360
										6 ST 943926–6,	2380
										6 ST 684830–3,	2400
										6 ST 676791–7.	2420
	1	1	–	–	1211436-9	Fönsterhiss, H	Window elevator, R			52) (684853)	2440
64	8	8	–	–	950044-8	Skruv	Screw			TID UTF	2460
	8	8	–	–	943159-4	Flänsskruv	Flanged bolt			SEN UTF	2480
65	8	8	–	–	192287-1	Bricka	Washer			TID UTF	2500
66	8	8	–	–	940155-5	Låsbricka	Lock washer			TID UTF	2520
67	2	–	–	–	676211-6	Hissvev	Elevator crank			CH–37099	2540
68	2	–	–	–	676214-0	Bricka	Washer			CH–37099	2560
69	2	–	–	–	687299-8	Fjäder	Spring			(679391) CH–37099	2580
70	2	2	–	–	687895-3	Hissvev	Elevator crank			(688495)	2600
71	2	2	–	–		•Arm	•Arm		8		2620
72	2	2	–	–	673184-8	•Knopp	•Button			70)	2640
										ERS AV 1 ST 687893–8,	2660
										1 ST 687894–6	2680
	2	2	–	–	687893-8	•Knopp	•Button			71)	2700
73	2	2	–	–	673185-5	•Axel	•Shaft			70)	2720
										ERS AV 1 ST 687893–8,	2740
										1 ST 687894–6.	2760
	2	2	–	–	687894-6	•Axel	•Shaft			71)	2780
74	2	2	–	–	673541-9	•Fjädrande bricka	•Resilient washer			144 CH 37100–. 145 HV	2800
75	2	2	–	–	955119-3	•Skruv	•Screw			70)	2820
	2	2	–	–	955120-1	•Skruv	•Screw			71)	2840
76	2	2	–	–	680022-1	Bricka	Washer			144 CH 37100–. 145 HV	2860
77	2	2	–	–	687299-8	Fjäder	Spring			144 CH 37100–. 145 HV	2880
78	2	2	–	–	676215-7	Bricka	Washer				2900
79	2	2	–	–	659949-2	Fjäder	Spring				2920
80	2	2	–	–	676623-2	Rulle	Roller			40)	2940
81	4	4	–	–	950020-8	Skruv	Screw			40)	2960
82	4	4	–	–	955946-9	Låsbricka	Lock washer			40)	2980
83	4	4	–	–	676366-8	Skoning	Pad				3000
84	6	6	–	–	676383-3	Fjäder	Spring			44)	3020
	6	6	–	–	684830-3	Fjäder	Spring			52)	3040
85	6	6	–	–	676791-7	Bricka	Washer			44)	3060
	12	12	–	–	676791-7	Bricka	Washer			52)	3080
86	6	6	–	–	943926-6	Säkringsbygel	Safety catch			52)	3100
87	–	–	–	–		Dörrstopp	Door stop			SE SIDA 74, 3-H03	3120
x 88	1	1	1	1	1254989-5	Tätningslist, V	Seal moulding, L			(1213560)	3140
x	1	1	1	1	1254990-3	Tätningslist, H	Seal moulding, R			(1213560)	3160
89	1360	1360	–	–	677195-0	Skraplist	Scrap moulding			2X680 (670810)	3180
										144 CH–138699	3200
										145 CH–30899	3220

40. 142 CH –112399. 144 CH –138699. 145 CH –30899.
44. 144 CH –138699. 145 CH –30899.
52. 144 CH 138700–. 145 HV CH 30900–.
70. 144 CH 37100–226813. 145 CH –80294.
71. 144 CH 226814–. 145 CH 80295–.
105. Skåpvagn med glasad sida. Parcel van with side windows. Fourgonnette ò glaces latérales. Kombiwagen mit hinteren Seitenscheiben. Comioneta con laterales acristalados.
106. Skåpvagn med plåtsida. Parcel van with metal sides. Fourgonnette à côté glacé. Kombiwagen mit hinterer Blechverkleidung. Comioneta con laterales de chapa.

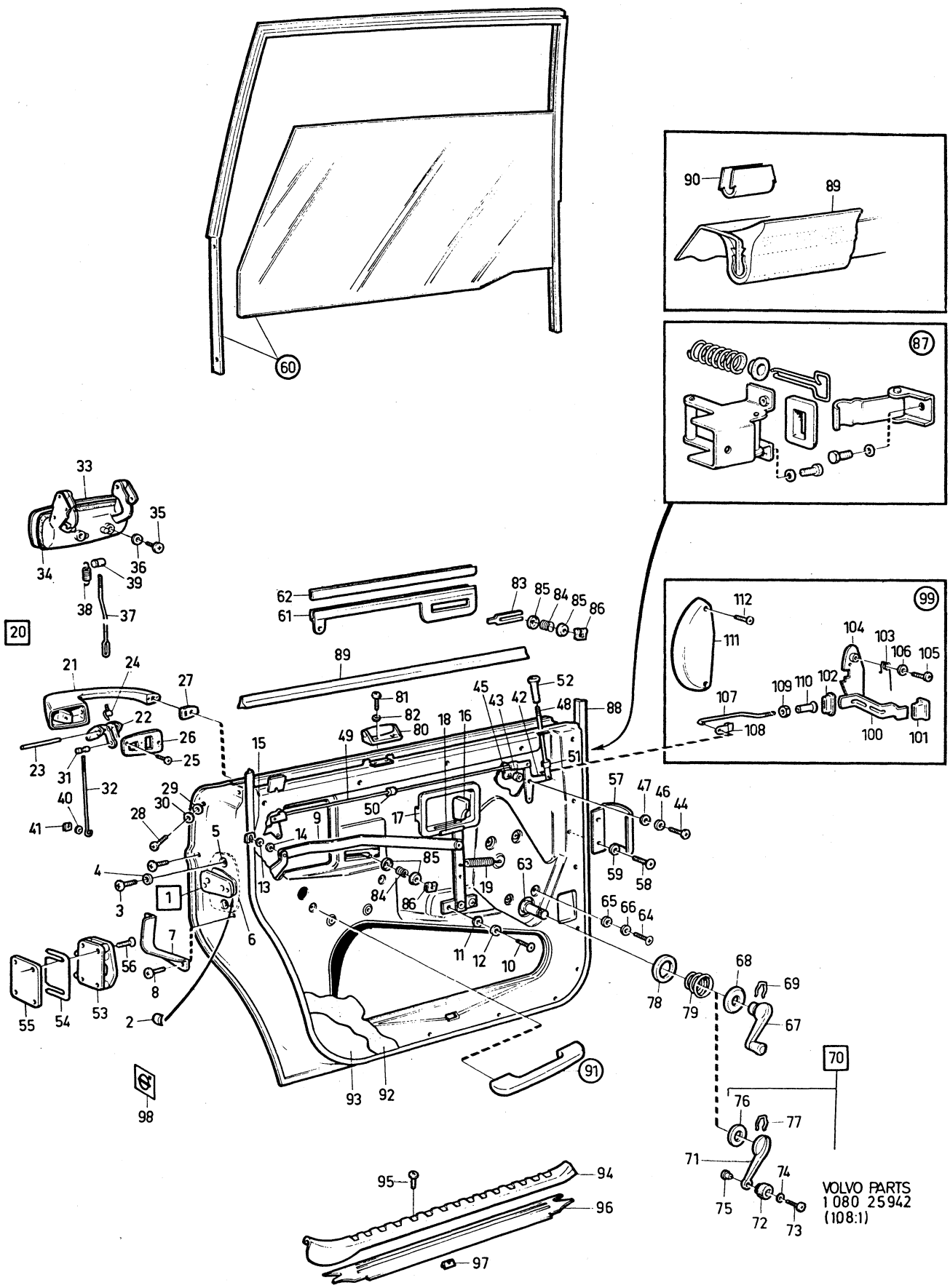
VOLVO PARTS
1 080 25942
(108:1)

Sida Page	Grupp Group	Dörrdetaljer, bakre dörrar	Door components, rear doors	Illustration	0850
66	8	144, 145.	144, 145.	25942 1979–11	

Pos. Fig.	Antal/Quantity 0144	0145 HV	0145 SV 105)	0145 SV 106)	Artikel nr Part No	Benämning	Description	Sats Kit	B P S R	Anmärkning Notes	
	2	2	2	2	683645-6	Skraplist	Scrap moulding			144 CH 138700–	3240
										145 CH 30900–	3260
90	10	10	10	10	944102-3	Clips	Clip			144 CH 138700–	3280
										145 CH 30900–	3300
91	–	–	–	–		Armstöd	Arm rest			SE SIDA 384, 4-I11	3320
92	–	–	–	–		Dörrpanel	Door panel			SE INNERKLÄDSEL	3340
										SEE UPHOLSTERY	3360
93	2	2	–	–	674775-2	Sparkplåt	Scuff guard		8	ALT, SPEC UTF.	3380
94	1	1	1	1	675585-4	Tröskelplåt, V	Sill plate, L			144 CH–194139	3400
										145 CH–61599	3420
	1	1	1	1	675586-2	Tröskelplåt, H	Sill plate, R			144 CH–194139	[illegible]
										145 CH–61599	[illegible]
95	10	10	10	10	955153-2	Skruv	Screw				3480
96	1	1	1	1	687184-2	Tröskelplåt, V	Sill plate, L			144 CH 194140–	3500
										145 CH 61600–	3520
	1	1	1	1	687185-9	Tröskelplåt, H	Sill plate, R			144 CH 194140–	3540
										145 CH 61600–	[illegible]
97	6	6	6	6	944148-6	•Clips	•Clip				[illegible]
x 98	2	2	2	2	1203249-6	Reflexemblem	Reflector emblem			(678127)	3600
99	1	1	1	1	277044-4	Säkerhetsspärrsats	Safety catch kit			ACC 144 CH–194139	3620
										145 CH–61599	3640
	1	1	1	1	282060-3	Säkerhetsspärrsats	Safety catch kit		8	ACC 144 CH194140–	3660
										145 CH 61600–	3680
100	2	2	2	2	676169-6	•Låsarm	•Lock arm	S			3700
101	2	2	2	2	676168-8	•Låsknapp	•Lock button	S			3720
102	2	2	2	2	676171-2	•Packning	•Gasket	S			3740
103	1	1	1	1	676172-0	•Returfjäder, V	•Return spring, L	S			3760
	1	1	1	1	676173-8	•Returfjäder, H	•Return spring, R	S			3780
104	1	1	1	1	676174-6	•Spärrskiva, V	•Catch, L	S			3800
	1	1	1	1	676266-0	•Spärrskiva, H	•Catch, R	S			3820
105	4	4	4	4	955138-3	•Skruv	•Screw	S			3840
106	2	2	2	2	120085-6	•Bricka	•Washer	S			3860
107	1	1	1	1	676688-5	•Länk, V	•Link, L	S			3880
	1	1	1	1	676689-3	•Länk, H	•Link, R	S	8		3900
108	2	2	2	2	676995-4	•Klammer	•Clamp	S			3920
109	2	2	2	2	676176-1	•Bussning	•Bushing	S			3940
110	2	2	2	2	676175-3	•Glidtapp	•Pin	S			3960
111	1	1	1	1	679514-0	•Kåpa, V	•Casing, L	S	8	144 CH–194139	[illegible]
										145 CH–61599	[illegible]
	1	1	1	1	687994-4	•Kåpa, V	•Casing, L	S		144 CH 194140–	4020
										145 CH 61600–	4040
	1	1	1	1	679515-7	•Kåpa, H	•Casing, R	S		144 CH–194139	4060
										145 CH–61599	4080
	1	1	1	1	687995-1	•Kåpa, H	•Casing, R	S		144 CH 194140–	4100
										145 CH 61600–	[illegible]
	2	2	2	2	955166-4	•Skruv	•Screw	S		L25	4140
	2	2	2	2	955168-0	•Skruv	•Screw	S		L40	4160

105. Skåpvagn med glasad sida. Parcel van with side windows. Fourgonnette ò glaces latérales. Kombiwagen mit hinteren Seitenscheiben. Comioneta con laterales acristalados.

106. Skåpvagn med plåtsida. Parcel van with metal sides. Fourgonnette à côté glacé. Kombiwagen mit hinterer Blechverkleidung. Comioneta con laterales de chapa.

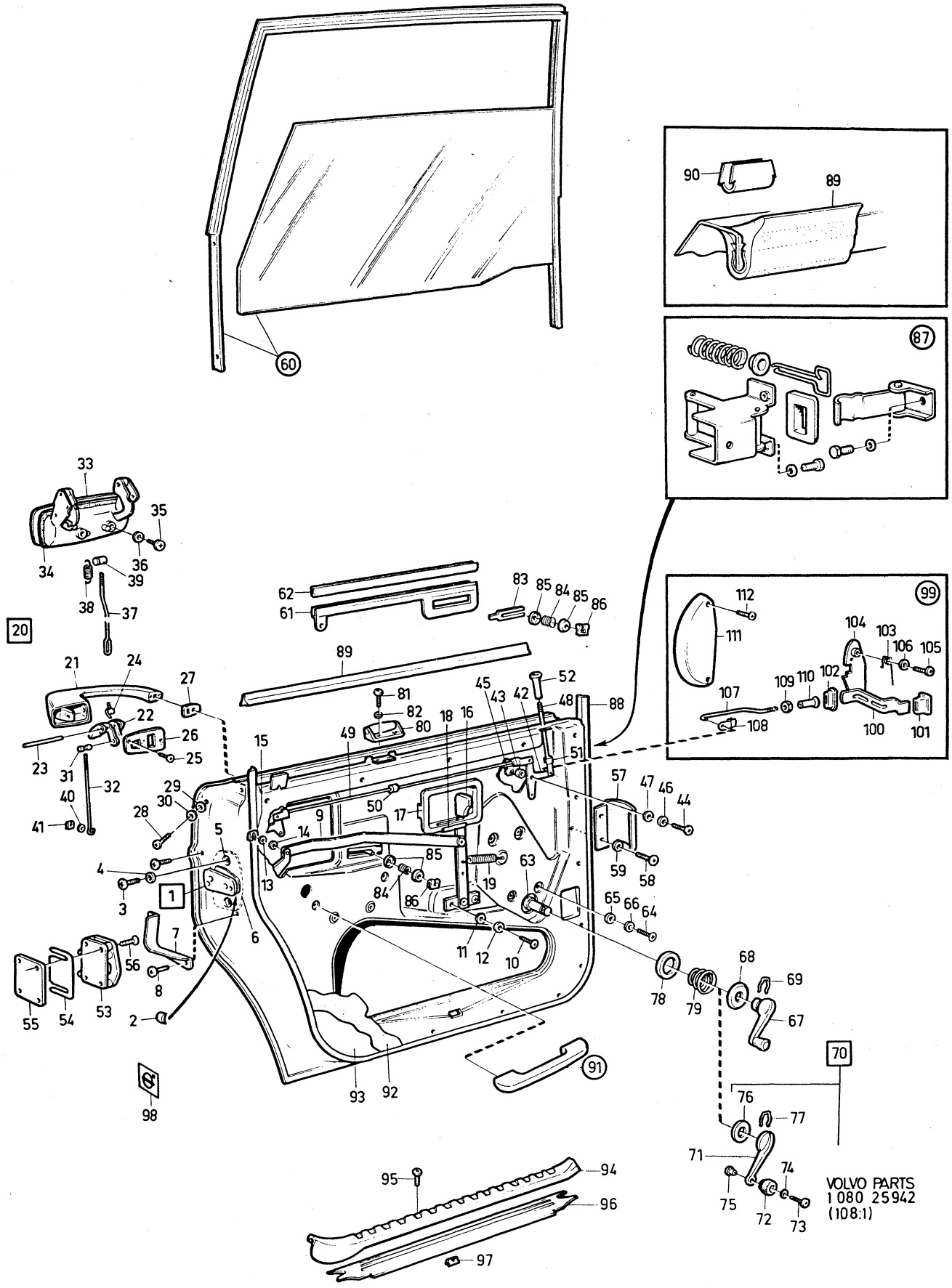
VOLVO PARTS
1 080 25942
(108:1)

Sida Page	Grupp Group	Dörrbåge med detaljer. dörrglas.	Door arch with components. door glass.	Illustration 0860
68	8	142, 144, 145.	142, 144, 145.	25910 1979–11

Pos. Fig.	Antal/Quantity				Artikel nr Part No	Benämning	Description	Sats Kit	B P S R	Anmärkning Notes	
	–	–	–	–		Dörrbåge med	Door arch with				0020
						detaljer, främre	components, forward				0040
1	1	–	–	–	676359-3	Dörrbåge, V	Door arch, L			142	0060
	1	–	–	–	675763-7	Dörrbåge, V	Door arch, L			144, 145	0080
	1	–	–	–	676360-1	Dörrbåge, H	Door arch, R			142	0100
	1	–	–	–	675764-5	Dörrbåge, H	Door arch, R			144, 145	0120
2	1	–	–	–	675659-7	Styrskena, V	Guide channel, L				0140
	1	–	–	–	675660-5	Styrskena, H	Guide channel, R				0160
3	2	–	–	–	955141-7	Skruv	Screw				0180
4	2	–	–	–	940090-4	Bricka	Washer				0200
5	2	–	–	–	191391-2	Plåtmutter	Speed nut			(95391)	0220
											0240
	–	–	–	–		Styrlister	Guide channels			142 CH–319251	0260
										144 CH–330384	0280
										145 CH–147531	0300
6	1620	–	–	–	676675-2	•Styrlist	•Guide channel			2X810	0320
7	1660	–	–	–	676675-2	•Styrlist	•Guide channel			2X830	0340
8	1380	–	–	–	676675-2	•Styrlist	•Guide channel			142. 2X690	0360
	880	–	–	–	676675-2	•Styrlist	•Guide channel			144, 145. 2X440	0380
	–	–	–	–		Styrlister	Guide channels			142 CH 319252–	0400
										144 CH 330385–	0420
										145 CH 147532–	0440
9	4	–	–	–	1211447-6	•Styrlist, nedre	•Guide channel, lower				0460
10	3200	–	–	–	676675-2	•Styrlist, övre	•Guide channel, upper			142. 2X1600	0480
	2600	–	–	–	676675-2	•Styrlist, övre	•Guide channel, upper			144, 145. 2X1300	0500
11	2	–	–	–	945694-8	•Clips	•Clip				0520
12	2	–	–	–	676446-8	Låsbleck	Striker plate			10) STD D	0540
	2	–	–	–	682962-6	Låsbleck	Striker plate			10) ÖD	0560
13	2	–	–	–	662710-3	Överfall	Cap				0580
14	4	–	–	–	191391-2	Plåtmutter	Speed nut				0600
15	1	–	–	–	675610-0	Konsol, V	Bracket, L				0620
	1	–	–	–	675611-8	Konsol, H	Bracket, R				0640
16	2	–	–	–	944296-3	Skruv	Screw				0660
17	2	–	–	–	950113-1	Skruv	Screw				0680
18	8	–	–	–	941907-8	Bricka	Washer				0700
19	4	–	–	–	955523-6	Skruv	Screw				0720
20	8	–	–	–	955949-3	Låsbricka	Lock washer				0740
21	2	–	–	–	675888-2	Konsol	Bracket				0760
22	6	–	–	–	191391-2	Plåtmutter	Speed nut				0780
23	6	–	–	–	192292-1	Bricka	Washer				0800
24	6	–	–	–	955139-1	Skruv	Screw				0820
25	1	–	–	–	675492-3	Tätningslist, V	Seal moulding, L				0840
	1	–	–	–	675493-1	Tätningslist, H	Seal moulding, R				0860
26	1	–	–	–	682989-9	Ventilationsfönster, V	Ventilator window, L			4, 10) (679169)	0880
	1	–	–	–	682990-7	Ventilationsfönster, H	Ventilator window, R			4, 10) (679170)	0900
27	2	–	–	–		•Axel	•Shaft		8		0920
28	–	–	–	–		•Axel, nedre, med monteringsdetaljer	•Shaft, lower with installation components		8		0940 0960
x	2	–	–	–	683003-8	••Axel, nedre	••Shaft, lower				0980
	2	–	–	–	682986-5	••Bricka	••Washer				1000
	2	–	–	–	683917-9	••Plastbricka	••Plastic washer				1020
	2	–	–	–	943662-7	••Skruv	••Screw				1040
29	2	–	–	–		•Axel, övre	•Shaft, upper		8		1060
30	1	–	–	–	675755-3	Handtag, V	Handle, L			10)	1080
	1	–	–	–	675756-1	Handtag, H	Handle, R			10)	1100
31	2	–	–	–	672481-9	Låsknapp	Lock button			10)	1120
32	2	–	–	–	675752-0	Fjäder	Spring			10)	1140
33	2	–	–	–	120164-9	Fjädrande bricka	Resilient washer			10)	1160

4. Ofärgat glas. Clear glass. Verre non coloré. Klarglas. Cristal incoloro.
10. 142 excl 142 USA, CAN, CH –239722. 144 excl 144 USA, CAN, CH –251476. 145 excl 145 USA, CAN, CH –94524. 142 USA, CAN, CH –1499. 144 USA, CAN, CH –37099.

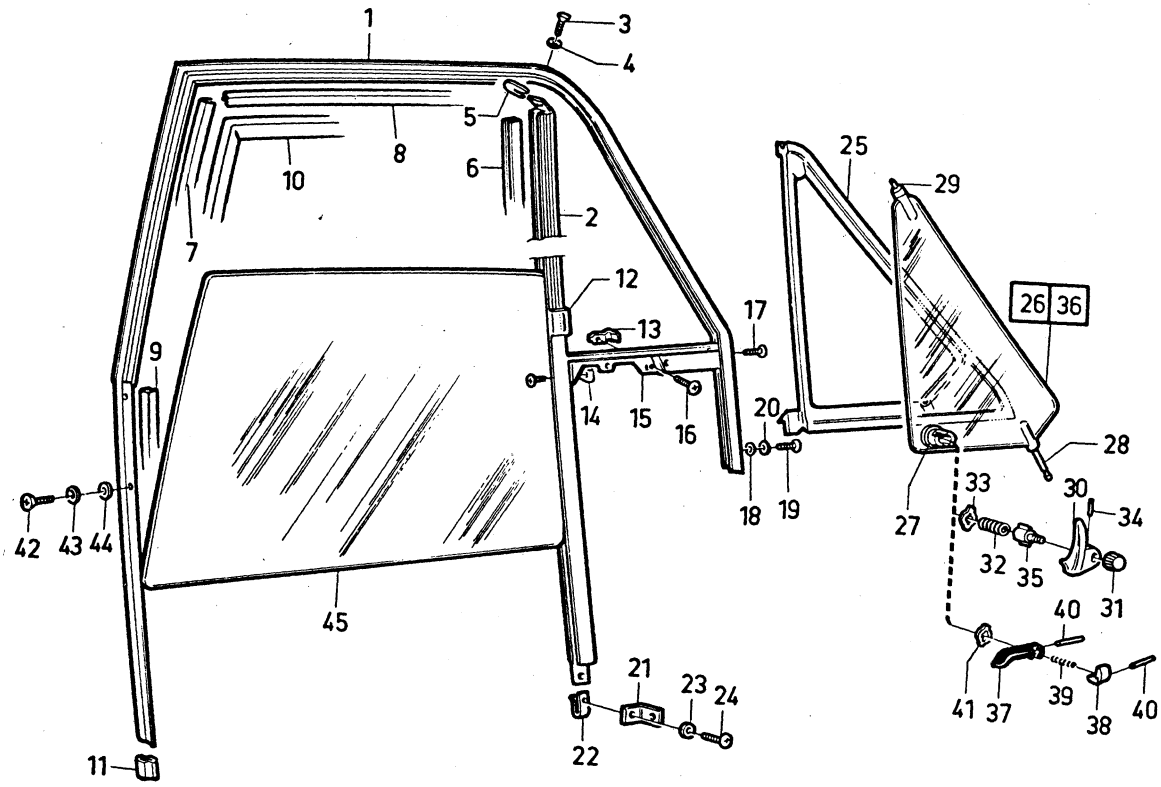

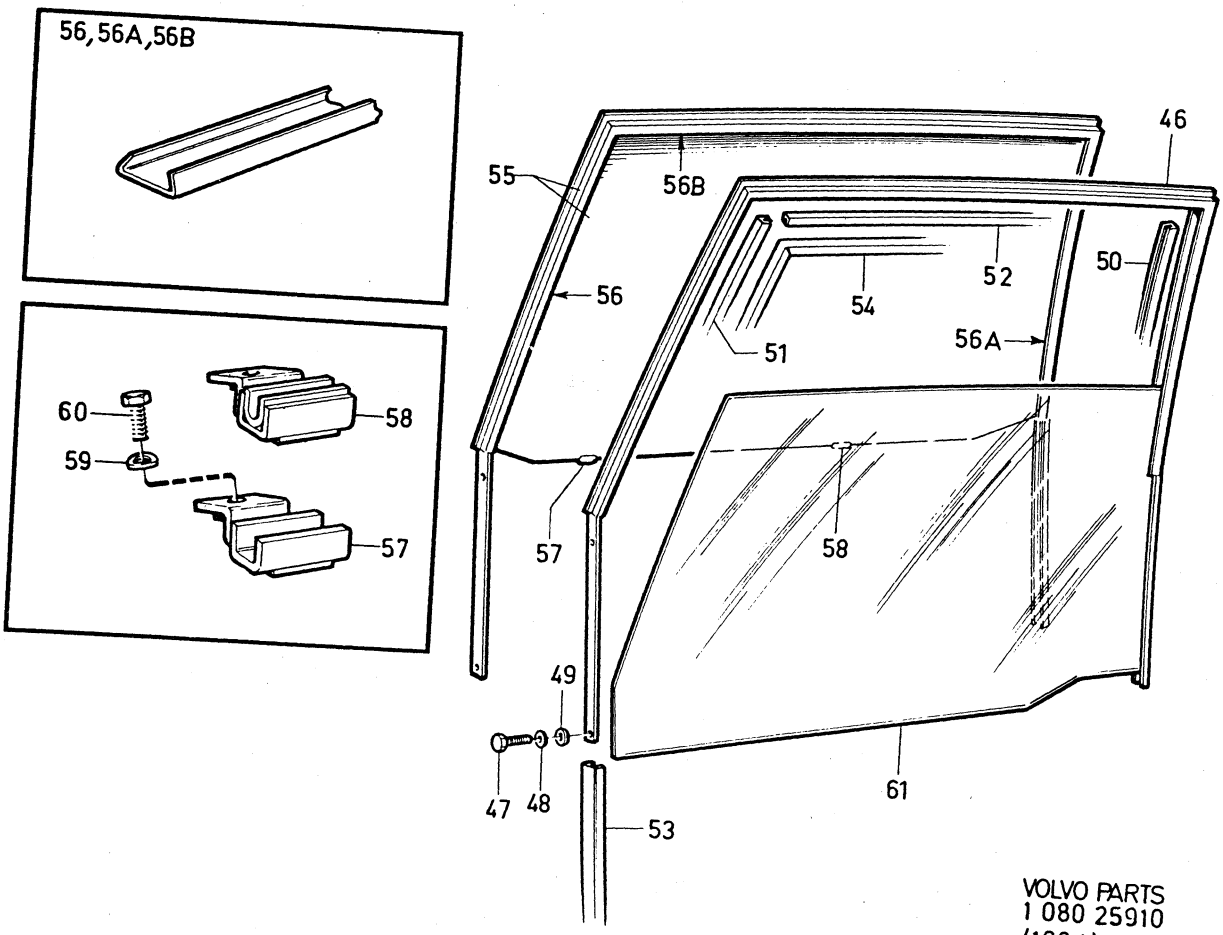

VOLVO PARTS
1 080 25910
(108:1)

Sida Page	Grupp Group	Dörrbåge med detaljer. dörrglas.	Door arch with components. door glass.	Illustration
70	8	142, 144, 145.	142, 144, 145.	1979–11

Pos. Fig.	Antal/Quantity				Artikel nr Part No	Benämning	Description	Sats Kit	BPSR	Anmärkning Notes	
34	2	–	–	–	133023-2	Pinne	Pin			10)	1180
35	2	–	–	–	678577-8	Tryckknapp	Push button			10)	1200
36	1	–	–	–	683286-9	Ventilationsfönster, V	Ventilator window, L			4, 65)	1220
	1	–	–	–	687880-5	Ventilationsfönster, V	Ventilator window, L			4, 66)	1240
	1	–	–	–	683288-5	Ventilationsfönster, V	Ventilator window, L			5, 63)	1260
	1	–	–	–	684560-6	Ventilationsfönster, V	Ventilator window, L			5, 64)	1280
	1	–	–	–	683287-7	Ventilationsfönster, H	Ventilator window, R			4, 65)	1300
	1	–	–	–	687881-3	Ventilationsfönster, H	Ventilator window, R			4, 66)	1320
	1	–	–	–	683289-3	Ventilationsfönster, H	Ventilator window, R			5, 63)	1340
	1	–	–	–	684561-4	Ventilationsfönster, H	Ventilator window, R			5, 64)	1360
	–	–	–	–		•Axel för handtag	•Shaft for handle		8		[illegible]
	–	–	–	–		•Axel, främre nedre med monteringsdetaljer	•Shaft, forward, lower with installation components		8		[illegible] 1420 1440
x	2	–	–	–	683003-8	••Axel	••Shaft				1460
	2	–	–	–	682986-5	••Bricka	••Washer				1480
	2	–	–	–	683917-9	••Plastbricka	••Plastic washer				[illegible]
	2	–	–	–	943662-7	••Skruv	••Screw				[illegible]
	–	–	–	–		. Axel, övre	•Shaft, upper		8		1540
37	1	–	–	–	680009-8	Handtag, V	Handle, L			63)	1560
	1	–	–	–	683955-9	Handtag, V	Handle, L			64)	1580
	1	–	–	–	680010-6	Handtag, H	Handle, R			63)	1600
	1	–	–	–	683956-7	Handtag, H	Handle, R			64)	1620
38	2	–	–	–	680046-0	Låsknapp	Lock button			63)	1640
	1	–	–	–	683957-5	Låsknapp, V	Lock button, L			64)	1660
	1	–	–	–	683958-3	Låsknapp, H	Lock button, R			64)	1680
39	2	–	–	–	680086-6	Fjäder	Spring			63)	1700
	2	–	–	–	683959-1	Fjäder	Spring			64)	1720
40	4	–	–	–	673262-2	Pinne	Pin			63)	1740
	4	–	–	–	684425-2	Pinne	Pin			64)	1760
41	2	–	–	–	120164-9	Fjädrande bricka	Resilient washer			63)	1780
42	4	–	–	–	955522-8	Skruv	Screw				1800
43	8	–	–	–	941907-8	Bricka	Washer				1820
44	8	–	–	–	955949-3	Låsbricka	Lock washer				1840
45	1	–	–	–	675956-7	Glas, V	Glass, L			4) 142	1860
	1	–	–	–	683968-2	Glas, V	Glass, L			5) 142	1880
	1	–	–	–	675621-7	Glas, V	Glass, L			4) 144, 145	1900
x	1	–	–	–	1213546-3	Glas, V	Glass, L			5) 144, 145 (679493)	[illegible]
	1	–	–	–	675957-5	Glas, H	Glass, R			4) 142	1960
	1	–	–	–	683969-0	Glas, H	Glass, R			5) 142	1980
	1	–	–	–	675622-5	Glas, H	Glass, R			4) 144, 145	2000
x	1	–	–	–	1213547-1	Glas, H	Glass, R			5) 144, 145 (679494)	2020 2040
	–	–	–	–		Dörrbåge med detaljer, bakre	Door arch with components, rear			144, 145	[illegible] 2100
46	1	–	–	–	675765-2	Dörrbåge, V	Door arch, L				2120
	1	–	–	–	675766-0	Dörrbåge, H	Door arch, R				2140
47	8	–	–	–	955522-8	Skruv	Screw				2160
48	8	–	–	–	955949-3	Låsbricka	Lock washer				2180

4. Ofärgat glas. Clear glass. Verre non coloré. Klarglas. Cristal incoloro.
5. Färgat glas. Tinted glass. Verre coloré. Gefärbtes Glas. Cristal de color.
10. 142 excl 142 USA, CAN, CH –239722. 144 excl 144 USA, CAN, CH –251476. 145 excl 145 USA, CAN, CH –94524. 142 USA, CAN, CH –1499. 144 USA, CAN, CH –37099.
63. 142 USA, CAN, CH 1500–147261. 144 USA, CAN, CH 37100–165938. 145 USA, CAN, CH –45538.
64. 142 excl USA, CAN, CH 239723–. 144 excl USA, CAN, CH 251477–. 145 excl USA, CAN, CH 94525–. 142 USA, CAN, CH 147262–. 144 USA, CAN, CH 165939–. 145 USA, CAN, CH 45539–.
65. 142 USA, CAN, CH 1500–178959. 144 USA, CAN, CH 37100–194139. 145 USA, CAN, CH –61599.
66. 142 excl USA, CAN, CH 239723–. 144 excl USA, CAN, CH 251477–. 145 excl USA, CAN, CH 94525–. 142 USA, CAN, CH 178960–. 144 USA, CAN, CH 194140–. 145 USA, CAN, CH 61600–.

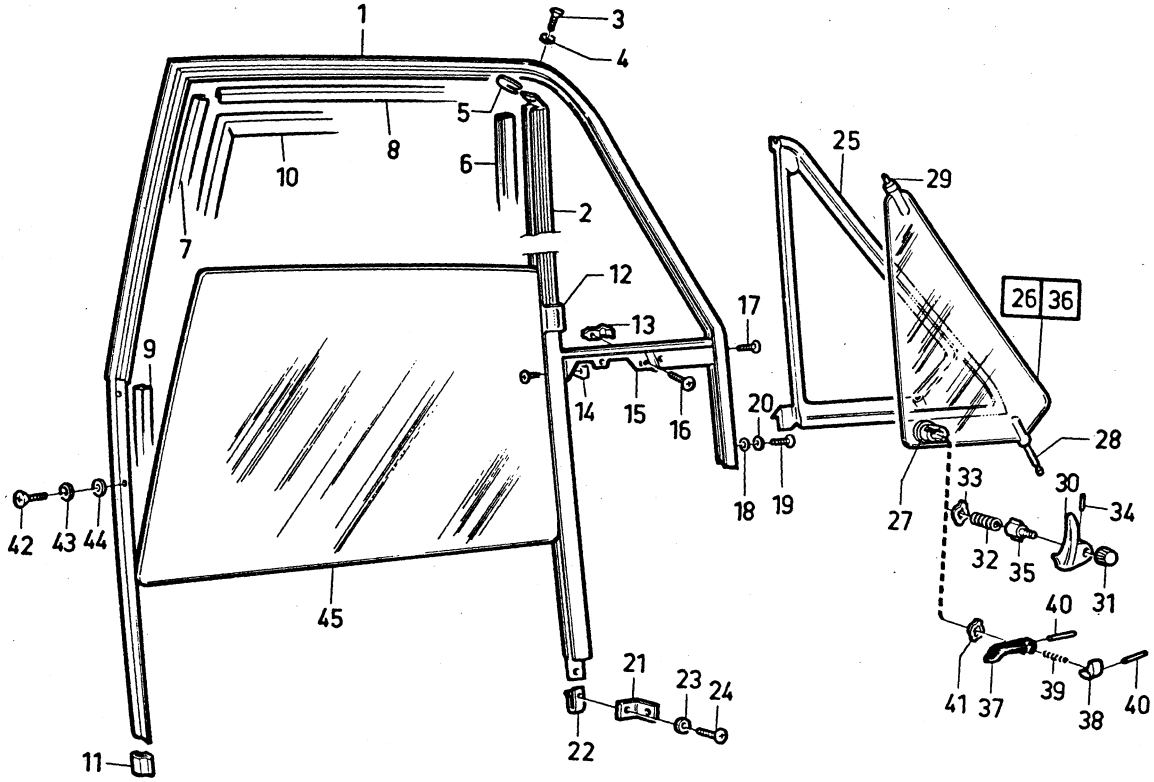

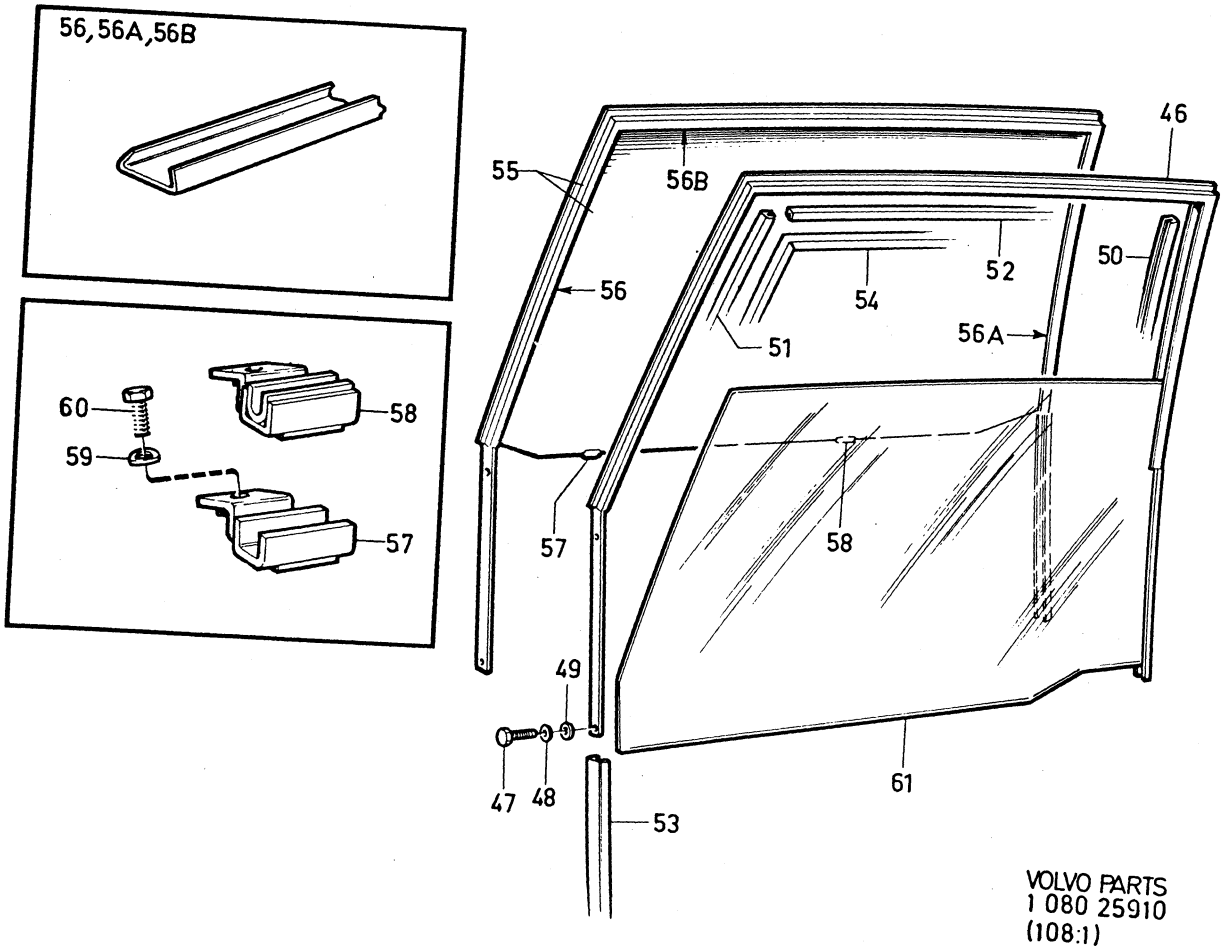

VOLVO PARTS
1 080 25910
(108:1)

Sida Page	Grupp Group	Dörrbåge med detaljer. dörrglas.	Door arch with components. door glass.	Illustration
72	8	142, 144, 145.	142, 144, 145.	1979–11

Pos. Fig.	Antal/Quantity				Artikel nr Part No	Benämning	Description	Sats Kit	B P S R	Anmärkning Notes	
49	8	–	–	–	941907-8	Bricka	Washer				2200
											2220
	–	–	–	–		Styrlister	Guide channels			144 CH–330384	2240
										145 CH–147531	2260
50	1360	–	–	–	676675-2	•Styrlist, främre	•Guide channel, forward			2X680	2280
											2300
51	1340	–	–	–	676675-2	•Styrlist, bakre	•Guide channel, rear			2X670	2320
52	1260	–	–	–	676675-2	•Styrlist, övre	•Guide channel, upper			2X630	2340
	–	–	–	–		Styrlister	Guide channels			144 CH 330385–	2360
										145 CH 147532–	2380
53	4	–	–	–	1211448-4	•Styrlist, nedre	•Guide channel, lower				2400
54	3000	–	–	–	676675-2	•Styrlist, övre	•Guide channel, upper			2X1500	2420
55	1	–	–	–	684462-5	Dörrbåge med täckplåt, V	Door arch with escutcheon plate, L			SV ALT PLÅT/PLATE	2440
											2460
	1	–	–	–	684463-3	Dörrbåge med täckplåt, H	Door arch with escutcheon plate, R			SV ALT PLÅT/PLATE	2480
											2500
56	790	–	–	–	676082-1	•Hållare, tätningslist	•Retainer, seal moulding			2X395	2520
											2540
56a	750	–	–	–	676082-1	•Hållare, tätningslist	•Retainer, seal moulding			2X375	2560
											2580
56b	1180	–	–	–	676082-1	•Hållare, tätningslist	•Retainer, seal moulding			2X590	2600
											2620
57	2	–	–	–	687160-2	Hållare, främre	Retainer, forward			SV ALT GLAS/GLASS	2640
58	2	–	–	–	687159-4	Hållare, bakre	Retainer, rear			SV ALT GLAS/GLASS	2660
59	4	–	–	–	941906-0	Fjädrande bricka	Resilient washer			SV ALT GLAS/GLASS	2680
60	4	–	–	–	955512-9	Skruv	Screw			SV ALT GLAS/GLASS	2700
× 61	1	–	–	–	1213674-3	Glas, V	Glass, L			4) (675845)	2720
×	1	–	–	–	1213548-9	Glas, V	Glass, L			5) (679497)	2740
×	1	–	–	–	1213675-0	Glas, H	Glass, R			4) (675846)	2760
×	1	–	–	–	1213677-6	Glas, H	Glass, R			5) (679498)	2780

4. Ofärgat glas. Clear glass. Verre non coloré. Klarglas. Cristal incoloro.
5. Färgat glas. Tinted glass. Verre coloré. Gefärbtes Glas. Cristal de color.

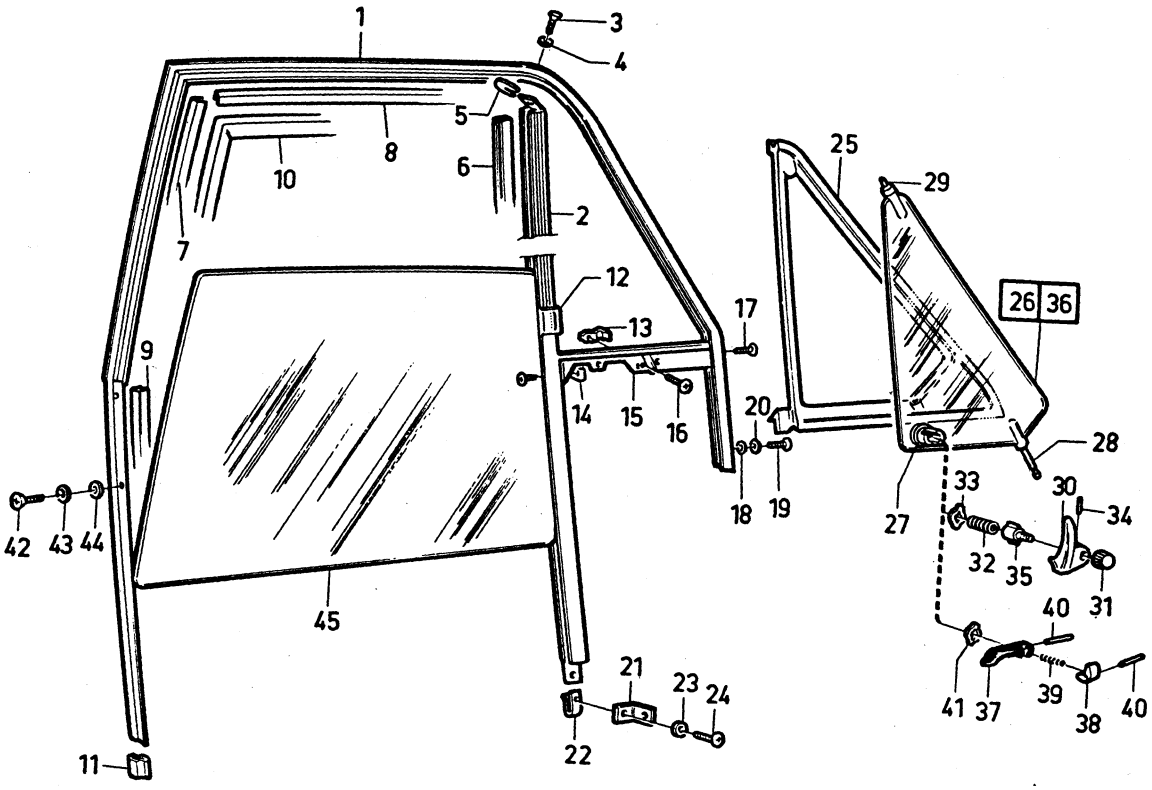

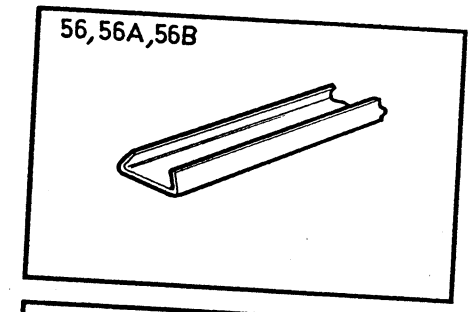

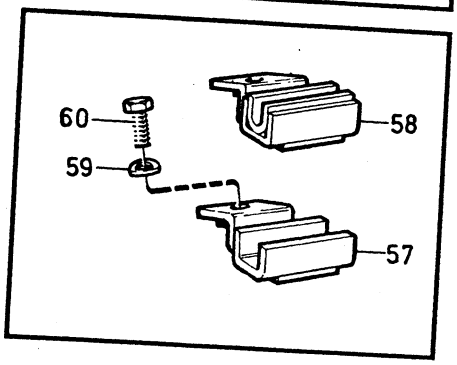

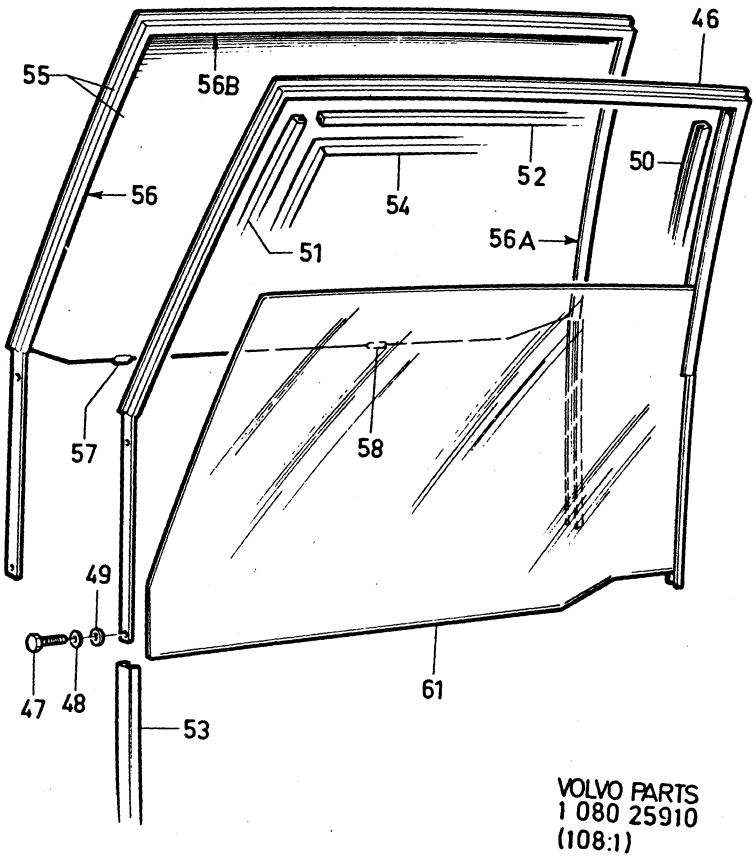

VOLVO PARTS
1 080 25910
(108:1)

Sida Page	Grupp Group	Dörrstopp med detaljer, främre och bakre dörrar.	Door stop with components, front and rear doors.	Illustration	0870
74	8	142, 144, 145.	142, 144, 145.	25943 1979–11	

Pos. Fig.	Antal/Quantity 142	144 145			Artikel nr Part No	Benämning	Description	Sats Kit	B P S R	Anmärkning Notes	
1	–	4	–	–	675351-1	Dörrstopp	Door stop			144 KAROSS –20499	0020
2	–	4	–	–		•Arm	•Arm		8		0040
3	–	4	–	–	675345-3	•Fjäderstyrare	•Spring guide				0060
4	–	4	–	–	675346-1	•Tryckfjäder	•Pressure spring				0080
5	–	4	–	–	942290-8	•Bult	•Bolt				0100
6	–	4	–	–	679594-2	•Bricka	•Washer		8		0120
7	–	4	–	–	940215-7	•Spårryttare	•Circlip		8		0140
8	–	2	–	–	679641-1	Låsfjäder	Lock spring			144 KAROSS –20499	0160
9	–	2	–	–	677597-7	Fäste	Anchorage		8	144 KAROSS –20499	0180
10	–	12	–	–	940113-4	Skruv	Screw			144 KAROSS –20499	0200
11	–	12	–	–	955949-3	Låsbricka	Lock washer			144 KAROSS –20499	0220
12	–	4	–	–	676994-7	Tätning	Seal			144 KAROSS –20499	0240
											0260
13	–	–	–	–		Dörrstopp, kmpl	Door stop, cpl		8	142	0280
										144 KAROSS 20500–	0300
										145	0320
x 14	2	4	–	–	1203141-5	•Konsol	•Bracket			(677939)	0340
15	6	12	–	–	950044-8	•Skruv	•Screw			TID UTF	0360
	6	12	–	–	943159-4	•Flänsskruv	•Flanged bolt			SEN UTF	0380
16	6	12	–	–	940155-5	•Låsbricka	•Lock washer			TID UTF	0400
17	2	4	–	–	677937-5	•Stopparm	•Stop arm				0420
18	2	4	–	–	955523-6	•Skruv	•Screw			TID UTF	0440
	2	4	–	–	942402-9	•Flänsskruv	•Flanged bolt			SEN UTF	0460
19	2	4	–	–	955949-3	•Låsbricka	•Lock washer			TID UTF	0480
20	2	4	–	–	677938-3	•Fjäder	•Spring				0500
21	2	4	–	–	677932-6	•Fjäderstyrare	•Spring guide				0520
22	2	4	–	–	678531-5	•Tätning	•Seal				0540
23	2	4	–	–	680422-3	•Bussning	•Bushing				0560

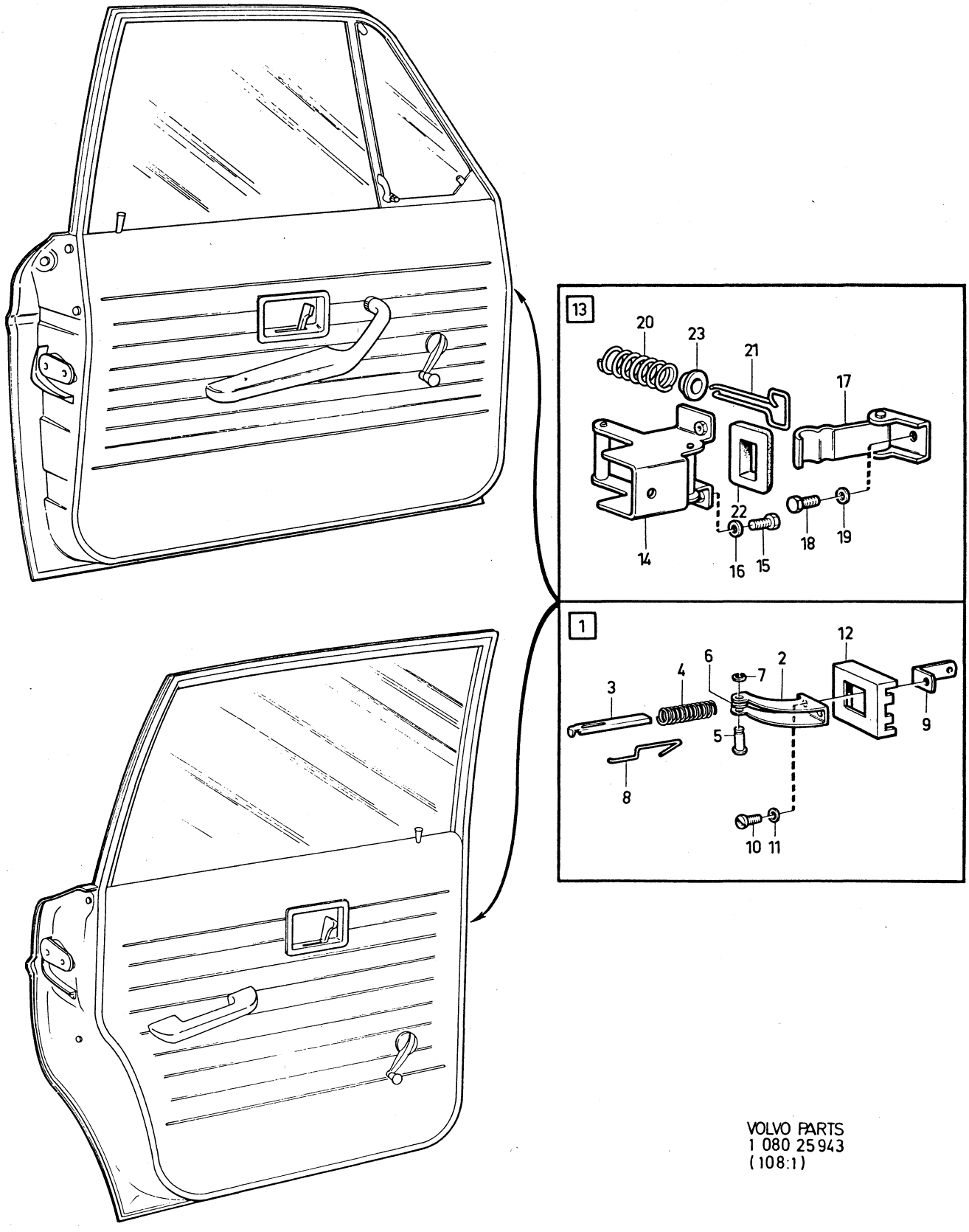

VOLVO PARTS
1 080 25943
(108:1)

Sida Page	Grupp Group	Baklucka, bakre nummerplåtshållare	Luggage compartment lid rear number plate holder	Illustration	0900
76	8	142, 144	142, 144	25952 1979–11	

	Pos. Fig.	Antal/Quantity				Artikel nr Part No	Benämning	Description	Sats Kit	BPSR	Anmärkning Notes	
x	1	1	–	–	–	1255079-4	Baklucka	Luggage compartment lid			(675564)	0020
												0040
x	2	1	–	–	–	676080-5	•Hållare, tätn. list, främre	•Retainer seal moulding, front				0060
												0080
		1400	–	–	–	676082-1	•Hållare, tätn. list	•Retainer seal moulding			METERVARA	0100
												0120
x		1	–	–	–	676081-3	•Hållare, tätn. list, bakre	•Retainer seal moulding, rear				0140
												0160
		2900	–	–	–	676082-1	•Hållare, tätn. list	•Retainer seal moulding			METERVARA	0180
												0200
	4	1	–	–	–	675579-7	Gångjärn, V	Hinge, L			144 KAROSS –13917	0220
											ERS AV 1ST 680019–7	0240
											1ST 680020–5	0260
		1	–	–	–	680019-7	Gångjärn, V	Hinge, L			142	0280
											144 KAROSS 13918–	0300
		1	–	–	–	675580-5	Gångjärn, H	Hinge, R			144 KAROSS –13917	0320
											ERS AV 1ST 680019–7	0340
											1ST 680020–5	0360
		1	–	–	–	680020-5	Gångjärn, H	Hinge, R			142	0380
											144 KAROSS 13918–	0400
	5	4	–	–	–	955534-3	Skruv	Screw				0420
	6	4	–	–	–	940097-9	Bricka	Washer				0440
	7	4	–	–	–	940108-4	Fjäderbricka	Spring washer				0460
	8	6	–	–	–	955523-6	Skruv	Screw			TID UTF	0480
		6	–	–	–	942624-8	Flänsskruv	Flanged screw			SEN UTF	0500
	9	6	–	–	–	955894-1	Bricka	Washer			TID UTF	0520
	10	6	–	–	–	955921-2	Fjäderbricka	Spring washer			TID UTF	0540
	11	1	–	–	–	1213847-5	Spärr	Catch			(675674)	0560
	12	1	–	–	–	675769-4	•Fjäder	•Spring				0580
	13	2	–	–	–	955523-6	Skruv	Screw			TID UTF	0600
		2	–	–	–	942624-8	Flänsskruv	Flanged bolt			SEN UTF	0620
	14	2	–	–	–	955894-1	Bricka	Washer			TID UTF	0640
	15	2	–	–	–	955921-2	Fjäderbricka	Spring washer			TID UTF	0660
	16	1	–	–	–	675661-3	Hake	Catch				0680
	17	2	–	–	–	955523-6	Skruv	Screw			TID UTF	0700
		2	–	–	–	942624-8	Flänsskruv	Flanged bolt			SEN UTF	0720
	18	2	–	–	–	955894-1	Bricka	Washer			TID UTF	0740
	19	2	–	–	–	955921-2	Fjäderbricka	Spring washer			TID UTF	0760
	20	1	–	–	–		Lås	Lock		8		0780
	21	1	–	–	–	675903-9	•Hylsa	•Sleeve			142 CH –98746	0800
											144 CH –126939	0820
											ERS AV 1 ST 1213239–5,	0840
											1 ST 685854–2,	0860
											1 ST 685855–9,	0880
											1 ST 955994–9.	0900
		–	–	–	–	682892-5	•Hylsa	•Sleeve			142 CH 98747–271769	0920
											144 CH 126940–284041	0940
											ERS AV 1 ST 685854–2,	0960
											1 ST 685855–9	0980
		1	–	–	–	685854-2	•Hylsa	•Sleeve			142 CH 271770–	1000
											144 CH 284042–	1020
	21a	1	–	–	–	955994-9	•O–ring	•O–ring				1040
	22	1	–	–	–	675904-7	•Excenter	•Eccentric				1060
x	23	1	–	–	–	1213273-4	•Fjäder	•Spring			(675905)	1080
	24	1	–	–	–	675906-2	•Vred	•Handle			142 CH –98746	1100
											144 CH –126939	1120
											ERS AV 1 ST 1213239–5,	1140
											1 ST 685854–2,	1160
											1 ST 685855–9,	1180
											1 ST 955994–9.	1200
x		1	–	–	–	1213239-5	•Vred	•Handle			142 CH 98747–	1220
											144 CH 126940–	1240
											(682890)	1260

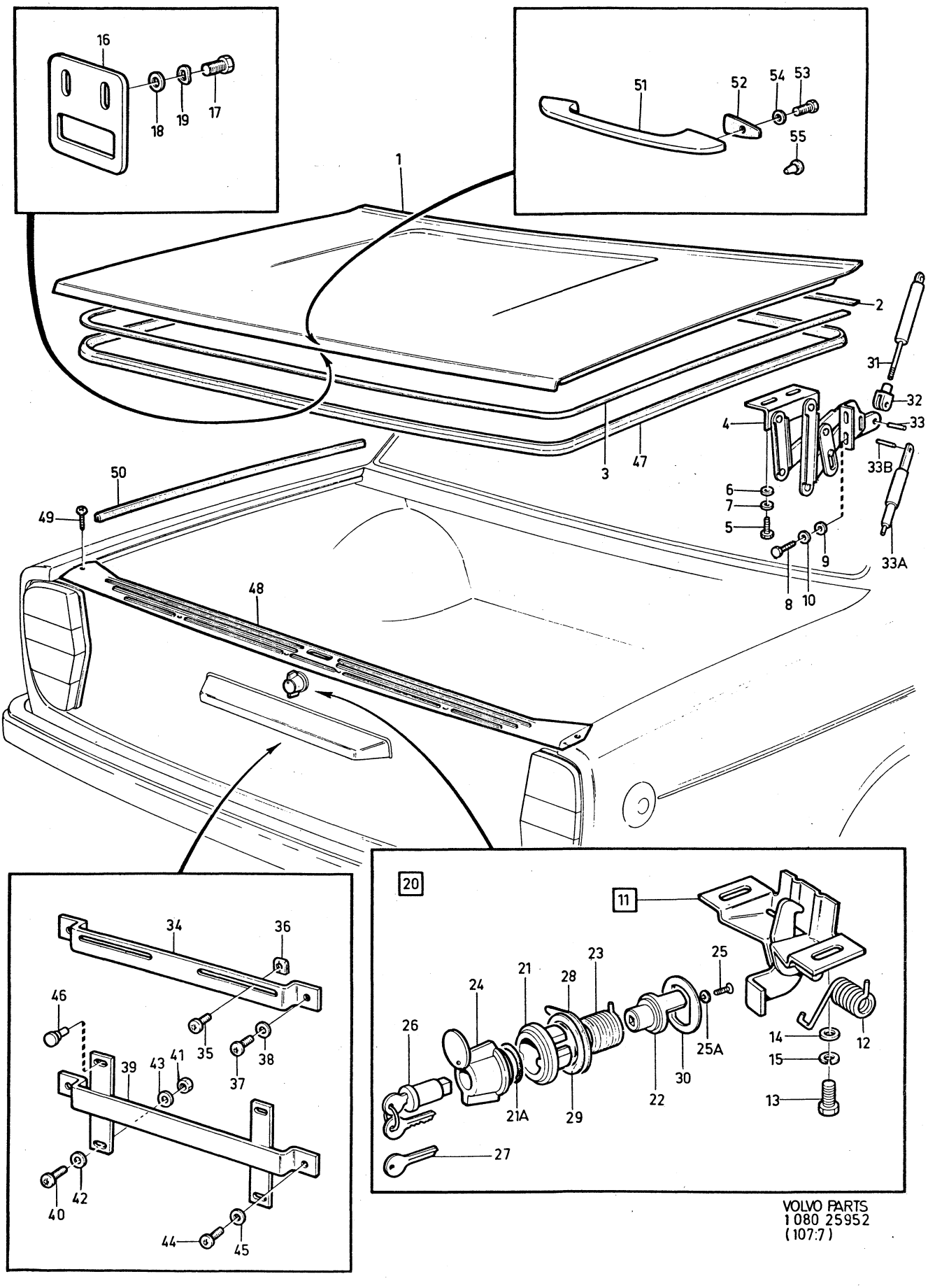

VOLVO PARTS
1 080 25952
(107:7)

Sida Page	Grupp Group	Baklucka, bakre nummerplåtshållare	Luggage compartment lid rear number plate holder	Illustration	0900
78	8	142, 144	142, 144	25952 1979–11	

	Pos. Fig.	Antal/Quantity				Artikel nr Part No	Benämning	Description	Sats Kit	BPSR	Anmärkning Notes	
	25	1	–	–	–	950106-5	•Skruv	•Screw				1280
	25a	1	–	–	–	18890-4	•Låsbricka	•Lock washer				1300
	26	1	–	–	–	677673-6	•Låscylinder med två nycklar	•Lock cylinder with two keys				1320 1340
x		1	–	–	–	273722-9	•Låscylinder sats med två gemensamma nycklar	•Lock cylinder kit with two common keys				1360 1380 1400
x		1	–	–	–	1213239-5	••Låscylinder, baklucka	••Lock cylinder, luggage compartment	S			1420 1440
x		2	–	–	–	1213237-9	••Låscylinder, dörr	••Lock cylinder, door	S			1460
		2	–	–	–		••Nyckel	••Key	S	8		[illegible]
	27	ERF	–	–	–	660138-9	Nyckel, kodbeteckning FR.. ämne	Key, code designation FR... blank				[illegible] 1520
		ERF	–	–	–	671319-2	Nyckel, kodbeteckning FS.. ämne	Key, code designation FS... blank				1540 1560
x		ERF	–	–	–	1213202-3	Nyckel, ämne, för sats 273722–9	Key, blank, for kit 273722–9				1580 [illegible]
	28	1	–	–	–	942199-1	Mutter	Nut			142 CH –271769	[illegible]
											144 CH –284041	1640
											ERS AV 1 ST 685855–9,	1660
											1 ST 685854–2.	1680
		1	–	–	–	685855-9	Clips	Clip			142 CH 271770–	1700
											144 CH 284042–	1720
	29	1	–	–	–	942585-1	Bricka	Washer			142 CH –271769	1740
											144 CH –284041	1760
	30	1	–	–	–	675902-1	Tätningsring	Seal ring				1780
	31	2	–	–	–	676668-7	Gasfjäder	Gas spring			142	1800
											144 CH –166522	1820
											EXCL 166296–166391	1840
	32	2	–	–	–	677979-7	Gaffel	Yoke			142	1860
											144 CH –166522	1880
											EXCL 166296–166391	1900
	33	2	–	–	–	951973-7	•Rörpinne	•Pin				1920
	33a	2	–	–	–	684264-5	Stöd	Support			144 CH 166523–	1940
											INCL 166296–166391	1960
	33b	2	–	–	–	951986-9	•Rörpinne	•Pin				1980
	34	1	–	–	–	679161-0	Nummerplåtshållare	Number plate retainer			EXCL USA, CAN	2000
	35	2	–	–	–	955138-3	Skruv	Screw			EXCL USA, CAN	[illegible]
	36	2	–	–	–	191391-2	Fjädermutter	Spring nut			EXCL USA, CAN	[illegible]
	37	2	–	–	–	955137-5	Skruv	Screw			EXCL USA, CAN	2060
	38	2	–	–	–	955946-9	Låsbricka	Lock washer			EXCL USA, CAN	2080
	39	1	–	–	–	676910-3	Nummerplåtshållare	Number plate retainer			USA, CAN	2100
	40	2	–	–	–	950045-5	Skruv	Bolt			USA, CAN	2120
	41	2	–	–	–	955825-5	Mutter	Nut			USA, CAN	2140
	42	2	–	–	–	955893-3	Bricka	Washer			USA, CAN	[illegible]
	43	2	–	–	–	955920-4	Fjäderbricka	Spring washer			USA, CAN	2180
	44	2	–	–	–	955137-5	Skruv	Screw			USA, CAN	2200
	45	2	–	–	–	955946-9	Låsbricka	Lock washer			USA, CAN	2220
	46	2	–	–	–	676911-1	Gummiknapp	Rubber button			USA, CAN	2240
	47	1	–	–	–	680148-4	Tätningslist	Seal moulding			32) (675643)	2260
x		1	–	–	–	1213755-0	Tätningslist	Seal moulding			33) (681335)	2280
	48	1	–	–	–	676926-9	Tröskelplåt	Sill plate				2300
	49	10	–	–	–	955126-8	Skruv	Screw				2320
	50	1440	–	–	–	679754-2	Kantskyddslist	Edge moulding			2 X 720	2340
		1	–	–	–	277987-4	Sats för montering av handtag på baklucka	Luggage compartment handle kit			ACC	2360 2380
	51	1	–	–	–	661567-8	•Handtag	•Handle	S			2400

32. 142 excl 14209, kaross –58135 excl 58098–58100. 14209 CH –55521. 144 excl 14409, kaross –94003 excl 91366–91523. 14409 CH –91863.

33. 142 excl 14209, kaross 58136– incl 58098–58100. 14209 CH 55522–. 144 excl 14409 kaross 94004 incl 91366–91523. 14409 CH 91864–.

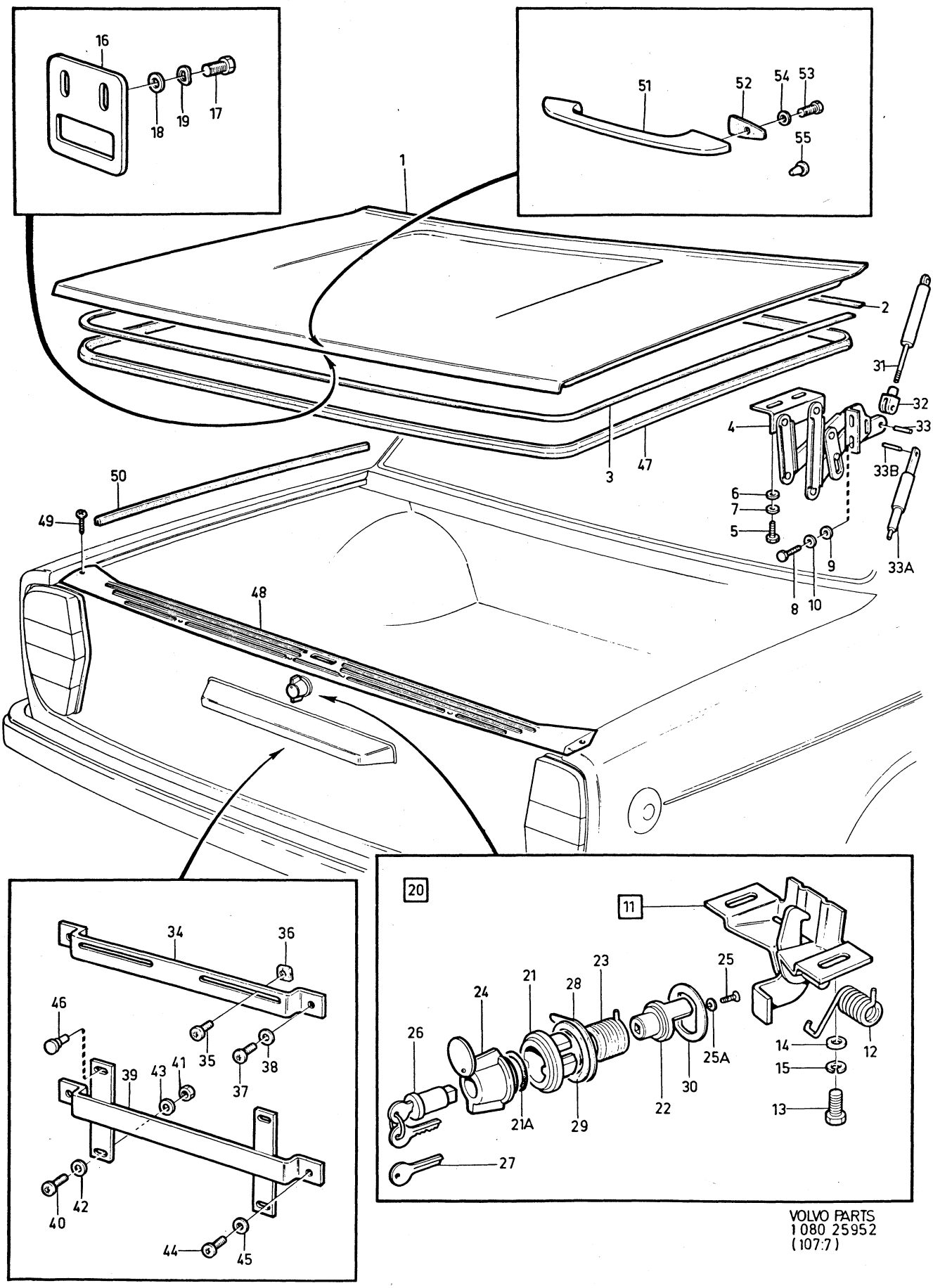

VOLVO PARTS
1080 25952
(107:7)

Sida / Page	Grupp / Group	Baklucka, bakre nummerplåtshållare	Luggage compartment lid, rear number plate holder	Illustration	0900
80	8	142, 144	142, 144	25952 1979–11	

Pos. Fig.	Antal/Quantity				Artikel nr Part No	Benämning	Description	Sats Kit	B P S R	Anmärkning Notes	
52	2	–	–	–	663749-0	•Mellanlägg	•Spacer	S			2420
53	2	–	–	–	950021-6	•Skruv	•Screw	S			2440
54	2	–	–	–	955946-9	•Låsbricka	•Lock washer	S			2460
55	2	–	–	–	677055-6	•Plugg	•Plug	S			2480

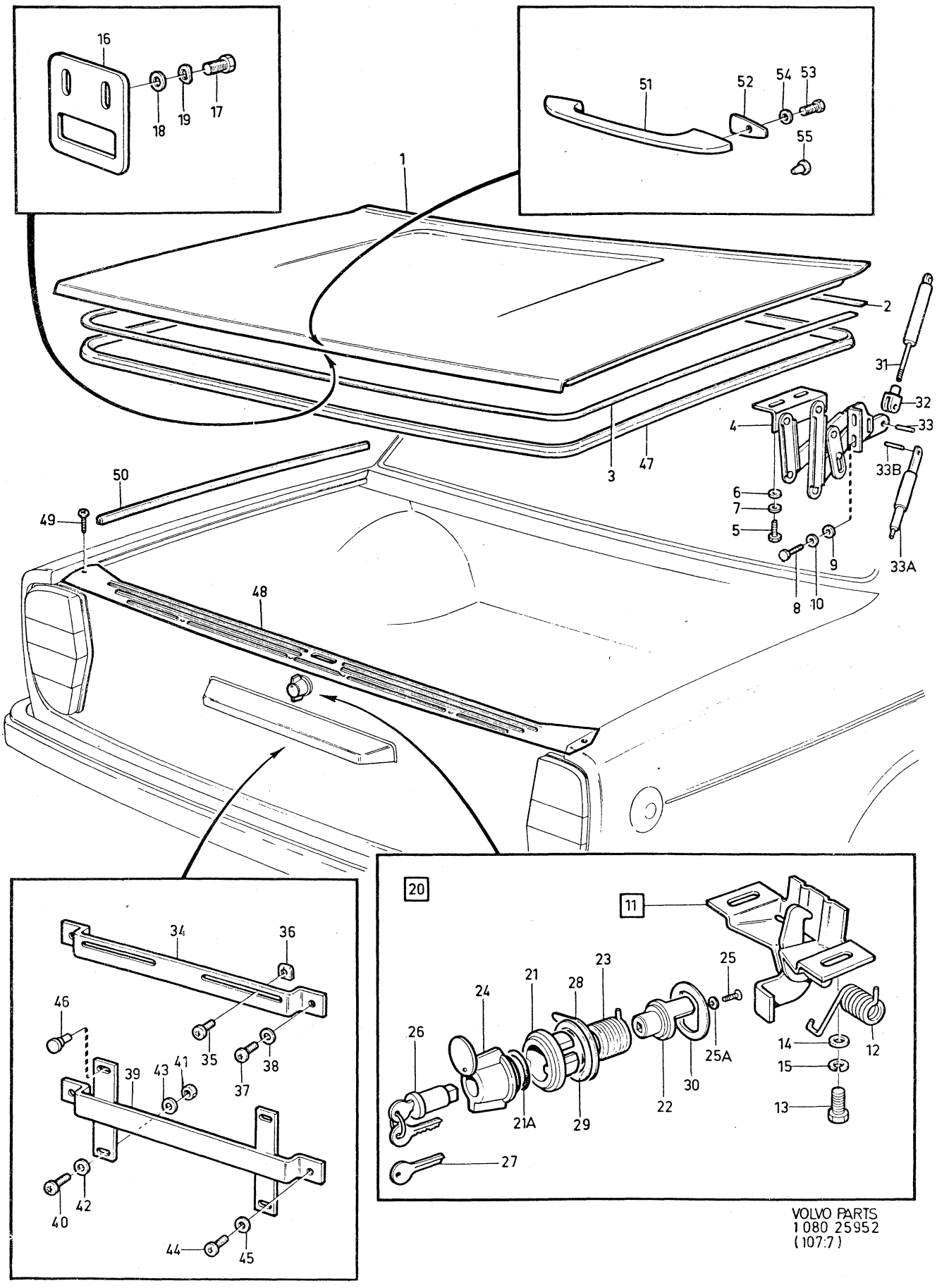

VOLVO PARTS
1 080 25952
(107:7)

Sida Page	Grupp Group	Baklucka, bakre nummerplåtshållare	Tail gate, rear number plate holder	Illustration
82	8	145	145	0950 25953 1979–11

	Pos. Fig.	Antal/Quantity				Artikel nr Part No	Benämning	Description	Sats Kit	BPSR	Anmärkning Notes	
x	1	1	–	–	–	1203555-6	Baklucka	Tail gate			NT (688341)	0020
		1	–	–	–	687297-2	Baklucka	Tail gate			HT (683054)	0040
	2	1	–	–	–	688340-9	•Baklucka, yttre	•Tailgate outer			NT (678080)	0060
	3	1	–	–	–	950018-2	••Skruv för låscylinder	••Screw for lock cylinder				0080 0100
	4	2	–	–	–	680559-2	•Pinne	•Pin				0120
	5	2	–	–	–	955894-1	•Bricka	•Washer				0140
	6	2	–	–	–	941907-8	•Fjädrande bricka	•Resilient washer				0160
	7	1	–	–	–	678760-0	•Hållare, tätningslist, V	•Retainer, seal moulding, L			NT (676082)	0180 0200
		1	–	–	–	678761-8	•Hållare, tätningslist, H	•Retainer, seal moulding, R			NT (676082)	0[illegible]0
		–	–	–	–		•Hållare, tätningslist	•Retainer, seal moulding		8	HT	0260
x	8	1	–	–	–	1203420-3	Gångjärn, V	Hinge, L			(679552)	0280
x		1	–	–	–	1203421-1	Gångjärn, H	Hinge, R			(679553)	0300
	9	2	–	–	–	942402-9	Skruv	Screw				0320
	9a	4	–	–	–	955524-4	Skruv	Screw				0340
	9b	4	–	–	–	960141-0	Bricka	Washer				0360
	9c	2	–	–	–	120265-4	Bricka	Washer				0380
	10	2	–	–	–	950342-6	Skruv	Screw				0400
	10a	2	–	–	–	941907-8	Fjädrande bricka	Resilient washer				0420
	11	1	–	–	–	679609-8	Underlägg, V	Base, L				0440
		1	–	–	–	679610-6	Underlägg, H	Base, R				0460
	12	1	–	–	–	679607-2	Underlägg, V	Base, L				0480
		1	–	–	–	679608-0	Underlägg, H	Base, R				0500
	13	2	–	–	–	677805-4	Styrning	Guide				0520
	13a	ERF	–	–	–	669123-2	Justermellanlägg	Adjuster washer			CH –9632	0540
	14	4	–	–	–	950021-6	Skruv	Screw				0560
	15	4	–	–	–	941905-2	Fjädrande bricka	Resilient washer				0580
x	16	2	–	–	–	1203681-0	Styrning	Guide			(680630)	0600
	17	2	–	–	–	955138-3	Skruv	Screw			NT	0620
		2	–	–	–	950021-6	Skruv	Screw			HT	0640
		2	–	–	–	120405-6	Plåtmutter	Speed nut			HT	0660
	18	2	–	–	–	683627-4	Gasfjäder	Gas spring			NT CH–19079	0680
		1	–	–	–	683627-4	Gasfjäder	Gas spring			NT CH 19080–	0700
		1	–	–	–	688476-1	Gasfjäder	Gas spring			HT (683155)	0720
	18a	1	–	–	–	683604-3	Stöd	Support			NT CH 19080–	0740
		1	–	–	–	683150-7	Stöd	Support			HT	0760
	18b	1	–	–	–	666143-3	•Bussning	•Bushing				0780
	18c	1	–	–	–	677232-1	•Tätningsplugg	•Seal plug			NT	0800
	19	2	–	–	–	942915-0	Säkringsbygel	Safety catch				0820
	20	2	–	–	–	942575-2	Kulbult	Ball stud				0840
	21	2	–	–	–	955949-3	Fjädrande bricka	Resilient washer				0860
	22	2	–	–	–	959090-2	Kulskål	Ball socket				0880
	23	2	–	–	–	959095-1	Säkringsbygel	Safety catch				0900
	23a	1	–	–	–	682362-9	Fäste	Anchorage			HV	0920
	23b	1	–	–	–	682364-5	Länk	Link			HV	0940
	23c	1	–	–	–	682365-2	Fjäder	Spring			HV	0960
	23d	2	–	–	–	955138-3	Skruv	Screw			HV	0980
x	24	1	–	–	–	1202460-0	Lås	Lock			(687868)	1000
	25	4	–	–	–	950044-8	Skruv	Screw				1020
	26	4	–	–	–	941906-0	Fjädrande bricka	Resilient washer				1040
	27	1	–	–	–	678522-4	Hylsa	Sleeve				1060
x		1	–	–	–	1213269-2	Hylsa, för montering av låssats 273722–9	Sleeve, for installation of lock kit 273722–9				1080 1100 1110
x	28	1	–	–	–	1213154-6	Excenter	Eccentric			(678523)	1120

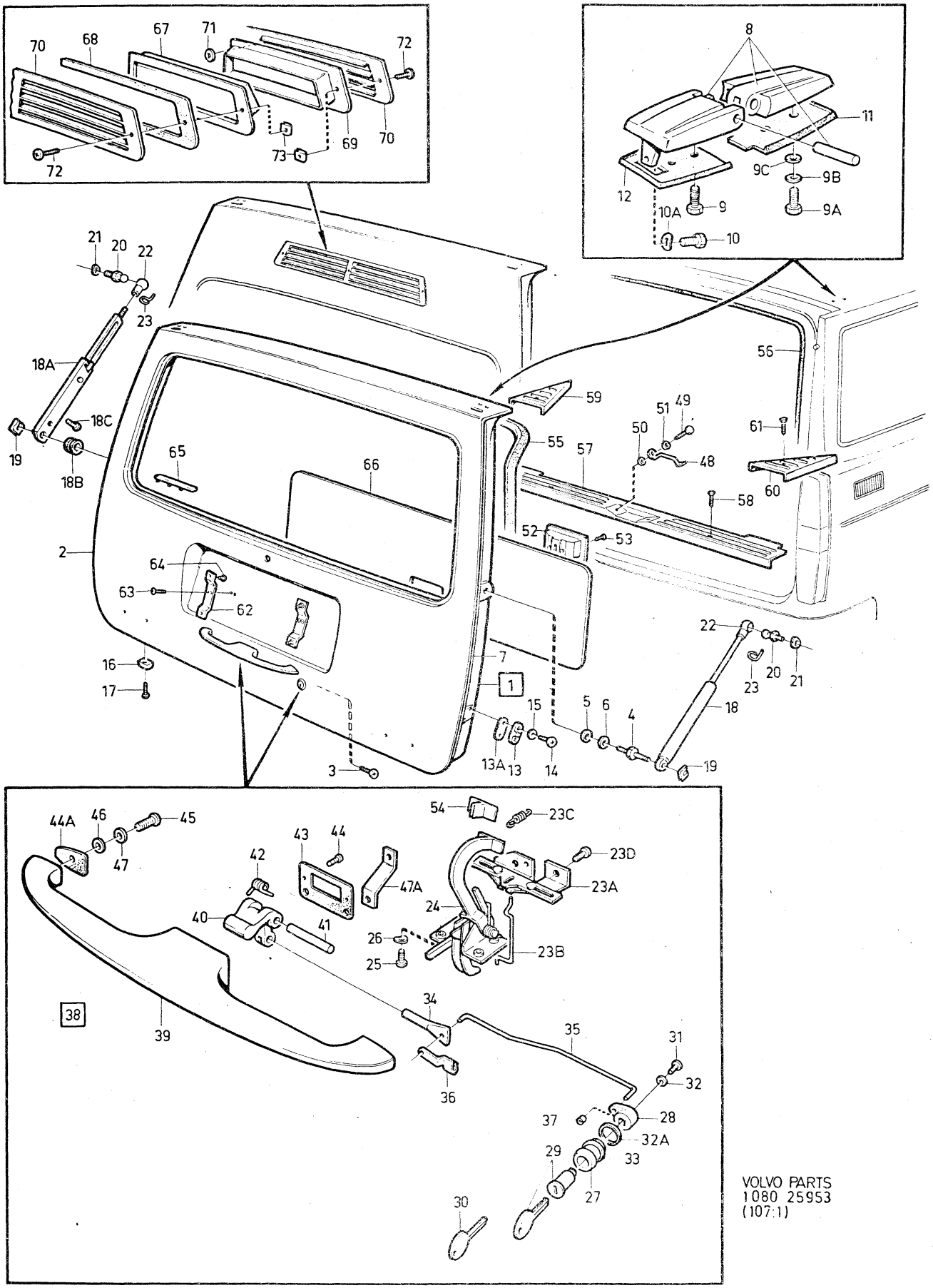

VOLVO PARTS
1080 25953
(107:1)

Sida Page	Grupp Group	Baklucka, bakre nummerplåtshållare	Tail gate, rear number plate holder	Illustration	0950
84	8	145	145	25953 1979–11	

	Pos. Fig.	Antal/Quantity				Artikel nr Part No	Benämning	Description	Sats Kit	B P S R	Anmärkning Notes	
	29	1	–	–	–	677673-6	Låscylinder med två nycklar	Lock cylinder and two keys				1140 1160
x		1	–	–	–	676608-3	Låscylindersats	Lock cylinder kit			ERS AV 1 ST 273722–9, 1 ST 1213269–2.	1180 1200
x		1	–	–	–	273722-9	Låscylindersats med två gemensamma nycklar	Lock cylinder kit with two common keys				1220 1240 1260
x		1	–	–	–	1213239-5	•Låscylinder baklucka	•Lock cylinder, luggage compartment	S			1280 1300
x		1	–	–	–	1213237-9	•Låscylinder, dörr	•Lock cylinder, door	S			1320
		2	–	–	–		••Nyckel	••Key	S	8		1340
	30	ERF	–	–	–	671319-2	Nyckel, kodbeteckning fs ämne	Key, code designation fs blank				1380
x		ERF	–	–	–	1213202-3	Nyckel, ämne, för sats 273722–9	Key, blank, for kit 273722–9				1400 1420
	31	1	–	–	–	950106-5	Skruv	Screw				1440
	32	1	–	–	–	18890-4	Låsbricka	Lock washer				1460
	32a	1	–	–	–	925055-6	O–ring	O–ring				
	33	1	–	–	–	655532-0	Gummitätning	Rubber seal				1500
	34	1	–	–	–	678524-0	Tapp	Pin				1520
	35	1	–	–	–	678525-7	Länk	Link				1540
	36	1	–	–	–	676995-4	Klammer	Clip				1560
	37	1	–	–	–	668982-2	Bussning	Bushing				1580
	38	1	–	–	–		Handtag, kmpl	Handle, cpl		8		1600
	39	1	–	–	–	677520-9	•Handtag	•Handle			ERS AV 1 ST 1202458–4, 1 ST 956149–9.	1620 1640
	40	1	–	–	–	679862-3	•Upptryckare	•Push button				1660
	41	1	–	–	–	675483-2	•Axel	•Shaft				1680
	42	1	–	–	–	675482-4	•Fjäder	•Spring				1700
x	43	1	–	–	–	1254511-7	•Packning	•Gasket			(677519)	1720
	44	2	–	–	–	190598-3	•Skruv	•Screw				1740
x	44a	2	–	–	–	1254512-5	Gummibricka	Rubber washer			(677065)	1760
	45	4	–	–	–	950046-3	Skruv	Screw				1780
	46	4	–	–	–	955893-3	Bricka	Washer				1800
	47	4	–	–	–	940155-5	Låsbricka	Lock washer				1820
	47a	1	–	–	–	687258-4	Stag	Stay			NT	1840
x	48	1	–	–	–	1203031-8	Låsbygel	Catch			(678546)	1860
	49	2	–	–	–	955512-9	Skruv	Screw				1880
	50	2	–	–	–	960140-2	Bricka	Washer				1
	51	2	–	–	–	941906-0	Fjädrande bricka	Resilient washer				1920
	52	1	–	–	–	678380-7	Styrkåpa	Guide casing				1940
	53	2	–	–	–	955137-5	Skruv	Screw				1960
	54	1	–	–	–	678506-7	Handtag	Handle				1980
	55	1	–	–	–	688372-2	Tätningslist	Seal moulding			NT (681126)	2000
		1	–	–	–	688373-0	Tätningslist	Seal moulding			HT (683124)	
	56	2690	–	–	–	672172-4	Kantskyddslist	Edge moulding				2040
	57	1	–	–	–	678236-1	Tröskelplåt	Sill plate				2060
	58	4	–	–	–	955156-5	Skruv	Screw				2080
	59	1	–	–	–	679146-1	Täckplåt, V	Escutcheon moulding, L				2100
	60	1	–	–	–	679147-9	Täckplåt, H	Escutcheon moulding, R				2120
	61	4	–	–	–	955153-2	Skruv	Screw				2140
	62	2	–	–	–	679377-2	Nummerplåtshållare	Number plate retainer			USA, CAN	2160
	63	2	–	–	–	955137-5	Skruv	Screw			NT USA, CAN	2180
		2	–	–	–	950021-6	Skruv	Screw			HT USA, CAN	2200
	64	4	–	–	–	676911-1	Gummiknapp	Rubber button			USA, CAN	2220
	65	2	–	–	–	679298-0	Plugg	Plug		8	CH–1073	2240
		2	–	–	–	681206-9	Plugg	Plug			CH 1074–	2260

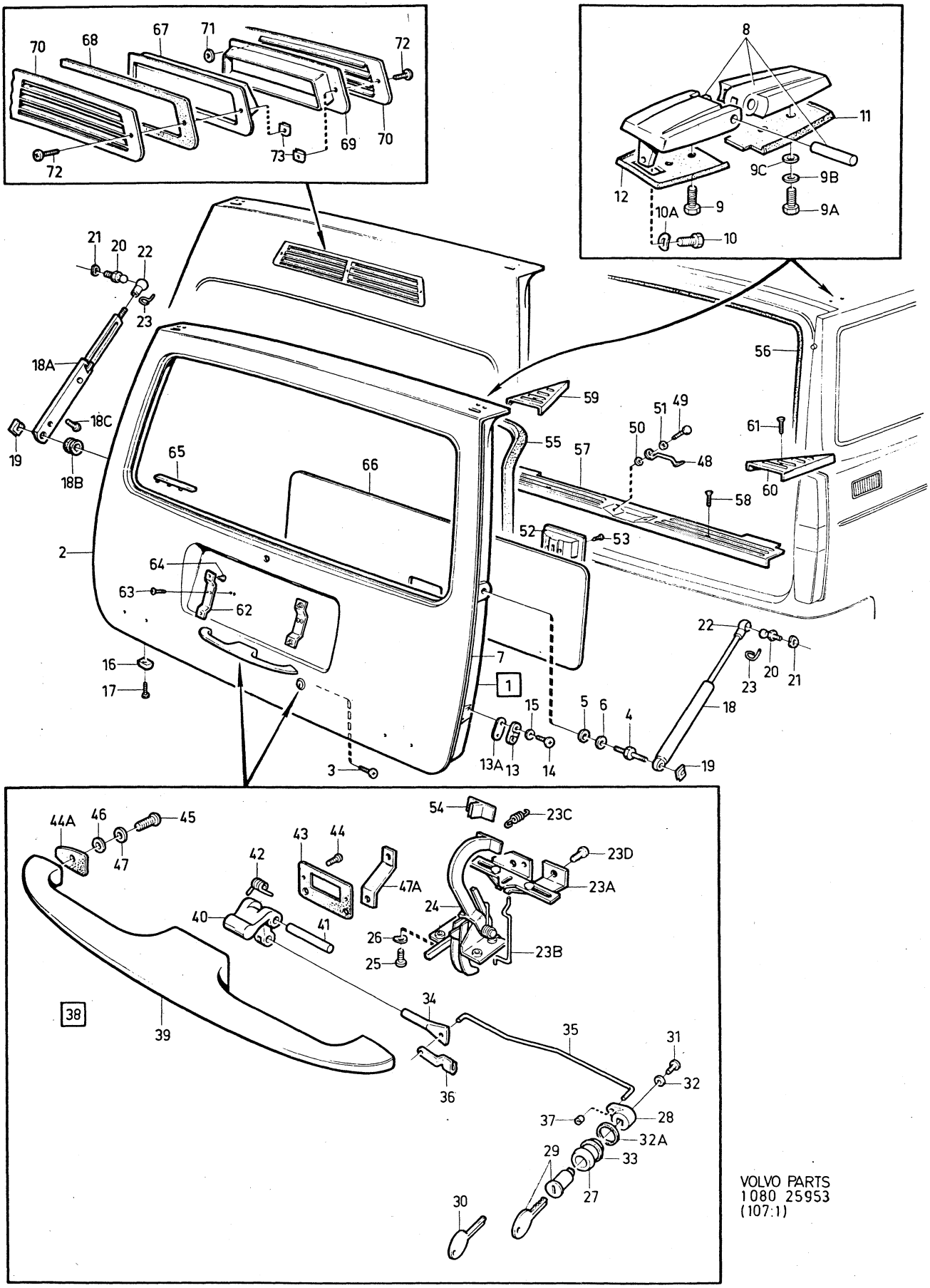

VOLVO PARTS
1080 25953
(107:1)

Sida Page	Grupp Group	Baklucka, bakre nummerplåtshållare	Tail gate, rear number plate holder	Illustration	0950
86	8	145	145	25953 1979–11	

Pos. Fig.	Antal/Quantity				Artikel nr Part No	Benämning	Description	Sats Kit	BPSR	Anmärkning Notes	
66	–	–	–	–		Panel	Panel			SE INNERKLÄDSEL	2280
										SEE UPHOLSTERY	2300
67	1	–	–	–	683158-0	Insats, yttre, V	Insert, outer, L			HTCH–61599	2320
	1	–	–	–	683159-8	Insats, yttre, H	Insert, outer, R			HTCH–61599	2340
68	2	–	–	–	683164-8	Tätningslist	Seal moulding		8	HTCH–61599	2360
69	1	–	–	–	683165-5	Insats, inre, V	Insert, inner, L			HTCH–61599	2380
	1	–	–	–	683166-3	Insats, inre, H	Insert, inner, R			HTCH–61599	2400
70	2	–	–	–	683167-1	Galler	Grille			HTCH–61599	2420
71	1	–	–	–	683168-9	Bricka	Washer			HTCH–61599	2440
72	3	–	–	–	944299-7	Skruv	Screw			HTCH–61599, L 19	2460
	3	–	–	–	955143-3	Skruv	Screw			HTCH–61599, L 25	2
73	6	–	–	–	120405-6	Plåtmutter	Speed nut			HTCH–61599	2500

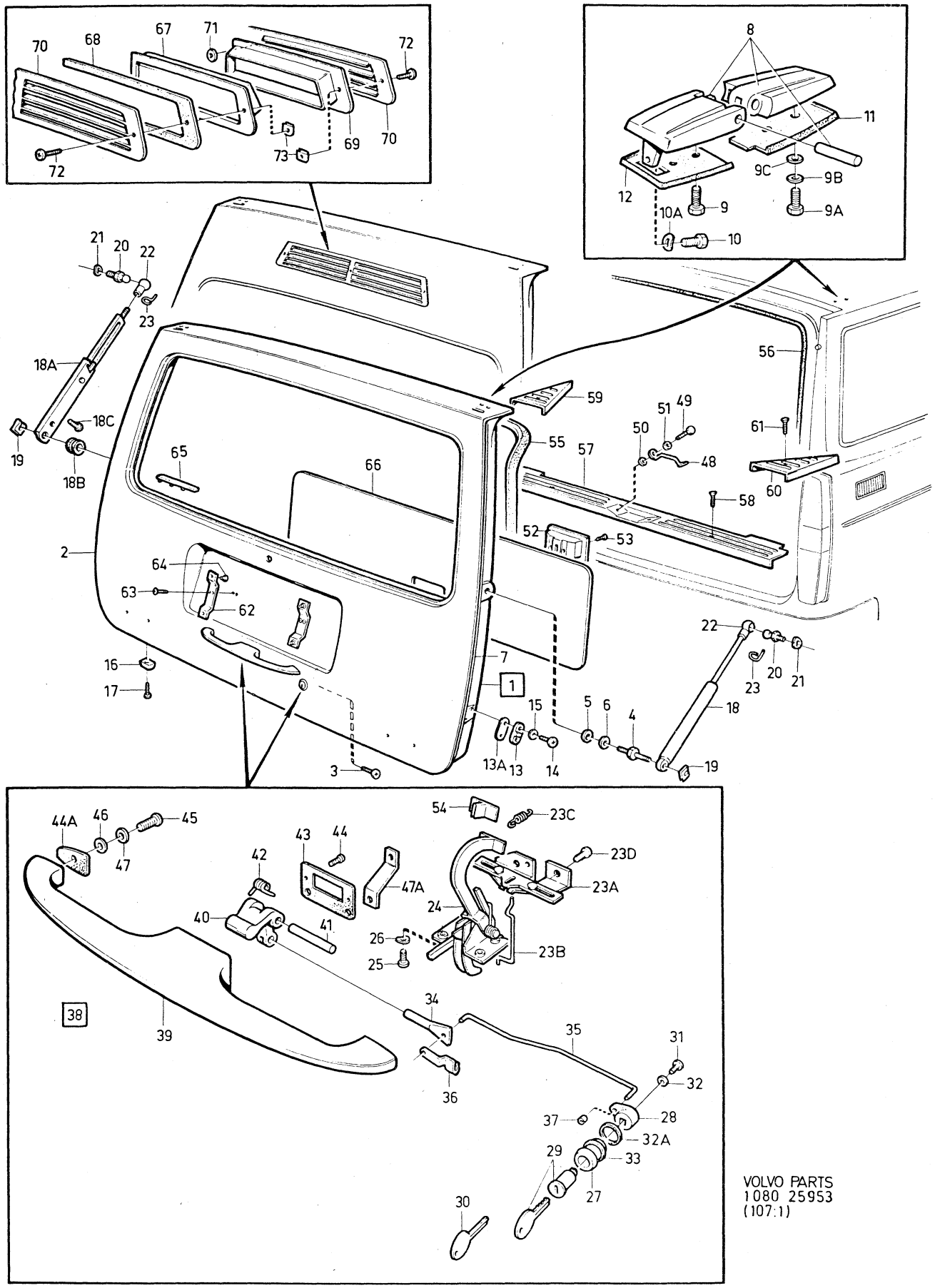

VOLVO PARTS
1080 25953
(107:1)

Sida Page	Grupp Group	Vindruta, bakruta, bakre sidorutor	Windscreen, rear window, rear quarter windows	Illustration	1000
88	8	142, 144	142, 144	1979–11	

	Pos. Fig.	Antal/Quantity				Artikel nr Part No	Benämning	Description	Sats Kit	B P S R	Anmärkning Notes	
x	1	1	–	–	–	1247924-2	Vindruta	Windscreen			4) (675831)	0020
x		1	–	–	–	1247925-9	Vindruta	Windscreen			5) (678894)	0040
x		1	–	–	–	1247926-7	Vindruta med antenn	Windscreen with antenna			SPEC UTF USA, CAN (1213552)	0060 0080
		1	–	–	–	273174-3	Tejpsats för vindruta	Windscreen adhesive tape kit			43)	0100 0120
	2	1	–	–	–	681882-7	Tätningslist	Seal moulding			42) (680152)	0140
	3	–	–	–	–		Prydnadslist	Trim moulding			SE UTVÄNDIGA PRYDNADSDETALJER SEE EXTERIOR TRIM	0160 0180 0200
	4	1	–	–	–	683699-3	List, övre	Strip, upper			43)	0
	5	7	–	–	–	683701-7	Klammer	Clamp			43)	0240
	6	7	–	–	–	943784-9	Skruv	Screw			43)	0260
	7	2	–	–	–	683861-9	Täckplåt	Escutcheon moulding			43)	0280
	8	1	–	–	–	682850-3	List, V	Strip, L			43) ALT 1.	0300
	8a	1	–	–	–	688849-9	List, V	Strip, L			43) ALT 2.	0320
	9	1	–	–	–	682851-1	List, H	Strip, R			43)	0
x	10	1	–	–	–	682849-5	List, nedre	Strip, lower			43) (1204677)	0
	11	4	–	–	–	682848-7	Klammer	Clamp			43)	0380
x	12	6	–	–	–	948690-3	Plugg	Plug			43) (945790)	0400
	12a	4	–	–	–	955139-1	Skruv	Screw			43)	0420
	13	3	–	–	–	120085-6	Bricka	Washer			43)	0440
	14	1	–	–	–	675842-9	Bakruta	Rear window			4) UER	0460
		1	–	–	–	680285-4	Bakruta	Rear window			4) MER 142 CH –249929 144 CH –263069	0480 0500 0520
x		1	–	–	–	1203170-4	Bakruta	Rear window			4) MER (687706) 142 CH 249930– 144 CH 263070–	0540 0560 0580
		1	–	–	–	680286-2	Bakruta	Rear window			5) MER 142 CH –249929 144 CH –263069	0600 0620 0640
x		1	–	–	–	1203171-2	Bakruta	Rear window			5) MER (687708) 142 CH 249930– 144 CH 263070–	0660 0680 0700
x	15	1	–	–	–	1203230-6	Tätningslist	Seal moulding			(686859)	0720
	16	–	–	–	–		Prydnadslist	Trim moulding			SE UTVÄNDIGA PRYDNADSDETALJER SEE EXTRIOR TRIM	0740 0 0
	17	1	–	–	–		Ventilationsfönster, V kmpl med monterings–detaljer	Ventilator window, L, cpl with installation components.		8	TID UTF	0800 0820 0840
		1	–	–	–		Ventilationsfönster, H kmpl med monterings–detaljer	Ventilator window, R, cpl with installation components		8	TID UTF	0860 0 0
		1	–	–	–	676718-0	•Ventilationsfönster, V	•Ventilator window, L			4)	0920
		1	–	–	–	676719-8	•Ventilationsfönster, H	•Ventilator window, R			4)	0940
	18	2	–	–	–	678683-4	•Lås	•Lock				0960
	19	2	–	–	–	678675-0	••Handtag	••Handle				0980
	20	2	–	–	–	657750-6	•Pinne	•Pin				1000
	21	2	–	–	–	955127-6	•Skruv	•Screw				1020
	22	4	–	–	–	106988-9	•Skruv	•Screw				1040
	23	4	–	–	–	90980-4	•Fjädrande bricka	•Resilient washer				1060

4. Ofärgat glas. Clear glass. Verre non coloré. Klarglas. Cristal incoloro.
5. Färgat glas. Tinted glass. Verre coloré. Gefärbtes Glas. Cristal de color.
42. Monteras i samband med vindruta fastsatt med gummilist. Fitted in conjunction with windscreen attached with rubber moulding. A monter avec pare–brise fixé par joint caoutchouc. Ist zusammen mit der mit Gummileiste eingebauten Windschutzscheibe zu montieren. Se monta en conexión con parabrisas fijados con listones de goma.
43. Monteras i samband med limmad vindruta. Fitted in conjunction with bonded windscreen. A monter avec pare–brise fixé à la colle. Ist zusammen mit der geklebten Windschutzscheibe zu montieren. Se monta en conexión con parabrisas encolodos.

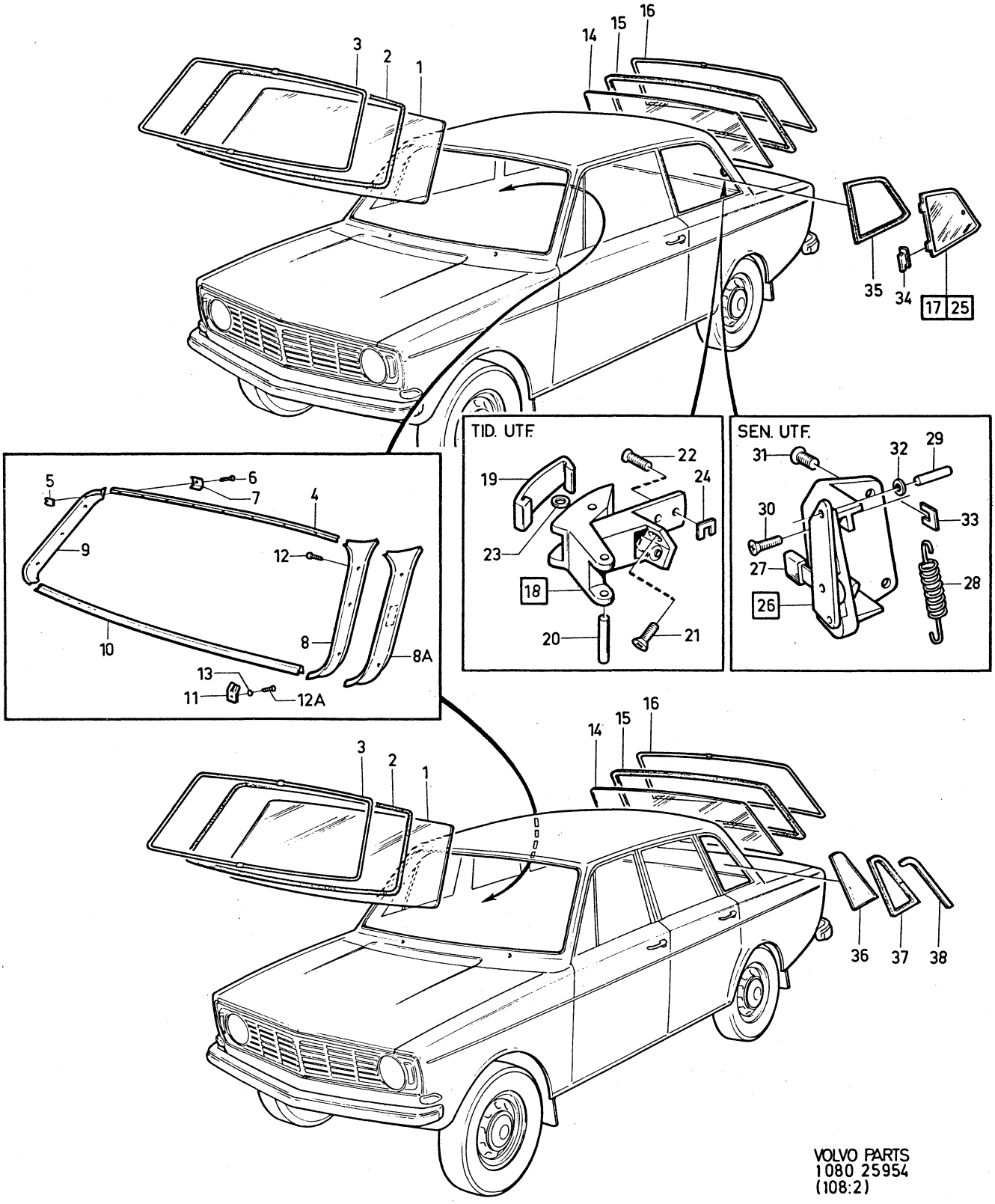

VOLVO PARTS
1080 25954
(108:2)

Sida / Page	Grupp / Group	Vindruta, bakruta, bakre sidorutor	Windscreen, rear window, rear quarter windows	Illustration
90	8	142, 144	142, 144	25954 1979–11

Pos. Fig.	Antal/Quantity				Artikel nr Part No	Benämning	Description	Sats Kit	B P S R	Anmärkning Notes	
24	ERF	–	–	–	960140-2	•Justerbricka	•Shim			(680098)	1080
25	1	–	–	–		Ventilationsfönster, V kmpl med monterings–detaljer	Ventilator window, L, cpl with installation components		8	SEN UTF	1100 1120 1140
	1	–	–	–		Ventilationsfönster, H kmpl med monterings–detaljer	Ventilator window, R, cpl with installation components		8	SEN UTF	1160 1180 1200
	1	–	–	–	680444-7	•Ventilationsfönster, V	•Ventilator window, L			4)	1220
	1	–	–	–	683982-3	•Ventilationsfönster, V	•Ventilator window, L			5)	1240
	1	–	–	–	680445-4	•Ventilationsfönster, H	•Ventilator window, R			4)	1260
	1	–	–	–	683983-1	•Ventilationsfönster, H	•Ventilator window, R			5)	1280
26	1	–	–	–	680442-1	•Lås, V	•Lock, L				1300
	1	–	–	–	680443-9	•Lås, H	•Lock, R				1320
27	2	–	–	–	673490-9	••Handtag	••Handle				1340
28	2	–	–	–	673495-8	••Fjäder	••Spring				1360
29	2	–	–	–	943182-6	•Rörpinne	•Lock pin				1380
30	2	–	–	–	955168-0	•Skruv	•Screw				1400
31	4	–	–	–	106988-9	•Skruv	•Screw				1420
32	4	–	–	–	941906-0	•Fjädrande bricka	•Resilient washer				1440
33	ERF	–	–	–	960140-2	•Justerbricka	•Shim				1460
34	4	–	–	–	678678-4	Tätning	Seal			142	1480
35	1	–	–	–	676923-6	Tätningslist, V	Seal moulding, L			142	1500
	1	–	–	–	676924-4	Tätningslist, H	Seal moulding, R			142	1520
x 36	1	–	–	–	1203172-0	Sidoruta, V	Rear quarter window, L			4) 144 (676038)	1540 1560
x	1	–	–	–	1203174-6	Sidoruta, V	Rear quarter window, L			5) 144 (679500)	1580 1600
x	1	–	–	–	1203173-8	Sidoruta, H	Rear quarter window, R			4) 144 (676039)	1620 1640
x	1	–	–	–	1203175-3	Sidoruta, H	Rear quarter window, R			5) 144 (679501)	1660 1680
37	1	–	–	–	676036-7	Tätningslist, V	Seal moulding, L			144	1700
	1	–	–	–	676037-5	Tätningslist, H	Seal moulding, R			144	1720
38	–	–	–	–		Prydnadslist	Trim moulding			SE SIDA 116, 3-I21	1740

4. Ofärgat glas. Clear glass. Verre non coloré. Klarglas. Cristal incoloro.
5. Färgat glas. Tinted glass. Verre coloré. Gefärbtes Glas. Cristal de color.

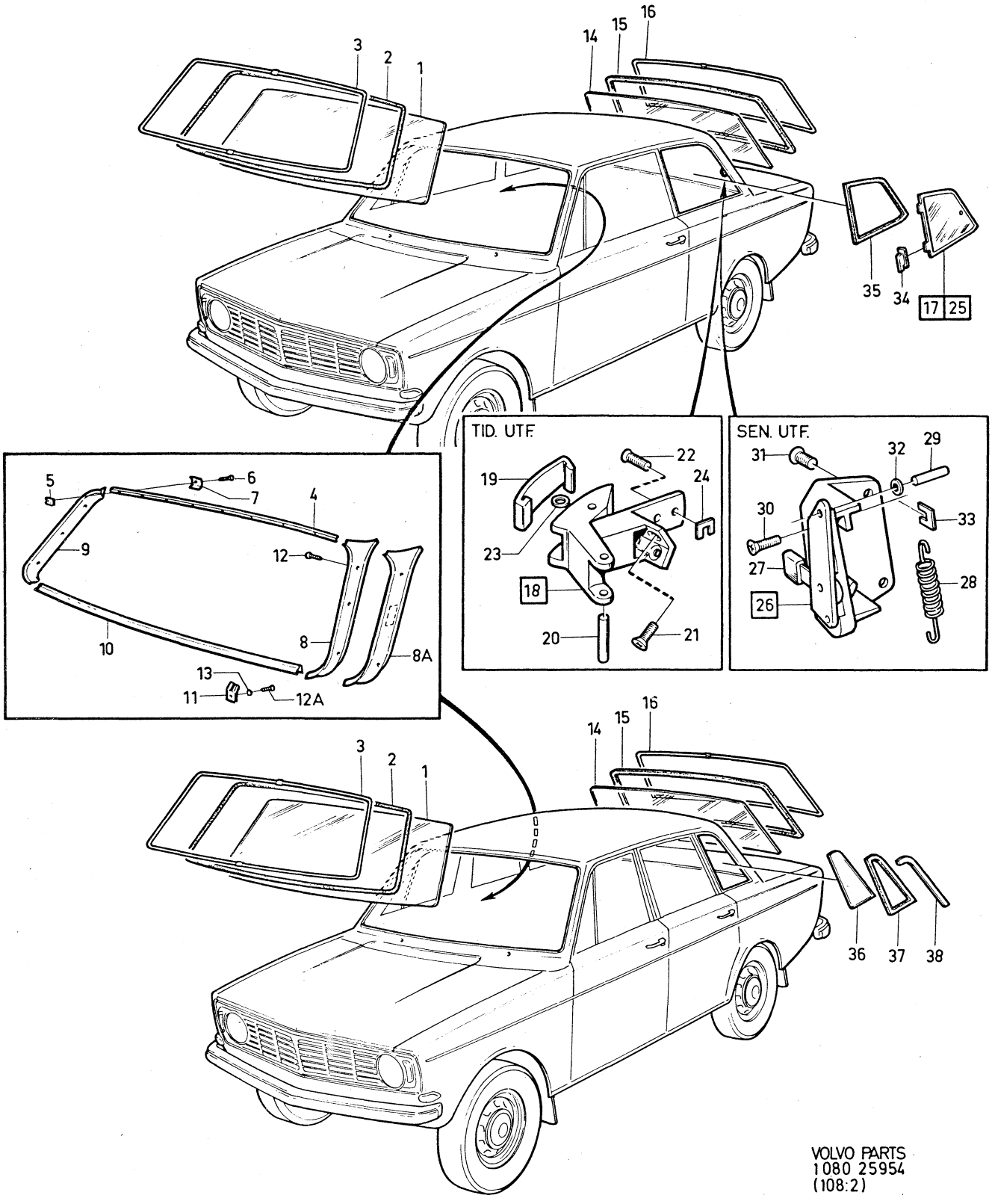

VOLVO PARTS
1080 25954
(108:2)

Sida Page	Grupp Group	Vindruta, bakruta, bakre sidorutor	Windscreen, rear window rear quarter windows	Illustration	1050
92	8	145	145	9536 1979–11	

	Pos. Fig.	Antal/Quantity				Artikel nr Part No	Benämning	Description	Sats Kit	BPSR	Anmärkning Notes	
x	1	1	–	–	–	1247924-2	Vindruta	Windscreen			4) (675831)	0020
x		1	–	–	–	1247925-9	Vindruta	Windscreen			5) (678894)	0040
		1	–	–	–	273174-3	Tejpsats för vindruta	Windscreen adhesive tape kit			43)	0060 0080
	2	1	–	–	–	681882-7	Tätningslist	Seal moulding			42) (680152)	0100
	3	–	–	–	–		Prydnadslist	Trim moulding			SE SIDA 122, 3-J03	0120
	4	1	–	–	–	683699-3	List, övre	Strip upper			43)	0140
	5	7	–	–	–	683701-7	Klammer	Clamp			43)	0160
	6	7	–	–	–	943784-9	Skruv	Screw			43)	0180
	7	2	–	–	–	683861-9	Täckplåt	Escutcheon moulding			43)	0200
	8	1	–	–	–	682850-3	List, V	Strip, L			43) ALT 1.	[illegible]
	8a	1	–	–	–	688849-9	List, V	Strip, L			43) ALT 2.	[illegible]
	9	1	–	–	–	682851-1	List, H	Strip, R			43)	0260
x	10	1	–	–	–	682849-5	List, nedre	Strip, lower			43) (1204677)	0280
	11	4	–	–	–	682848-7	Klammer	Clamp			43)	0300
x	12	6	–	–	–	948690-3	Plugg	Plug			43) (945790)	0320
	12a	4	–	–	–	955139-1	Skruv	Screw			43)	[illegible]
	13	3	–	–	–	120085-6	Bricka	Washer			43)	[illegible]
	14	1	–	–	–	677022-6	Bakruta	Rear window			4) UER	0380
											ERS AV 1 ST 1203331–2	0400
		1	–	–	–	683984-9	Bakruta	Rear window			5) UER	0420
x		1	–	–	–	1203331-2	Bakruta	Rear window			4) MER	0440
											(1211236)	0460
x		1	–	–	–	1213545-5	Bakruta	Rear window			5) MER	0480
	15	1				1211139-9	tätningslist	seal moulding			(677019)	0500
	16	1	–	–	–		Prydnadslist	Trim moulding			SE SIDA 122, 3-J03	0520
		–	–	–	–		Sidorutor, bakre	Rear quarter windows			TID UTF	0540
	17	1	–	–	–	677364-2	•Sidoruta, V	•Rear quarter window, L			4)	0560
		1	–	–	–	683970-8	•Sidoruta, V	•Rear quarter window, L			5)	0580
		1	–	–	–	677365-9	•Sidoruta, H	•Rear quarter window, R			4)	0600
		1	–	–	–	683971-6	•Sidoruta, H	•Rear quarter window, R		8	5)	0620
	18	1	–	–	–	677362-6	•Tätningslist, V	•Seal moulding, L				0640
		1	–	–	–	677363-4	•Tätningslist, H	•Seal moulding, R				0660
	19	–	–	–	–		•Prydnadslist	•Trim moulding			SE SIDA 122, 3-J03	0680
	20	1	–	–	–	677394-9	•Ventilationsfönster, V	•Ventilator window, L			4)	0700
		1	–	–	–	683976-5	•Ventilationsfönster, V	•Ventilator window, L			5)	0720
		1	–	–	–	677395-6	•Ventilationsfönster, H	•Ventilator window, R			4)	0740
		1	–	–	–	683977-3	•Ventilationsfönster, H	•Ventilator window, R			5)	[illegible]
	21	1	–	–	–	677402-0	•Lås, V	•Lock, L				[illegible]
		1	–	–	–	677403-8	•Lås, H	•Lock, R				0800
	22	2	–	–	–	657750-6	•Pinne	•Pin				0820
	23	8	–	–	–	191962-0	•Skruv	•Screw				0840
	23a	8	–	–	–	686505-9	•Mellanlägg	•Spacer				0860
	23b	8	–	–	–	686506-7	•Bricka	•Washer		8		0880
	24	4	–	–	–	106988-9	•Skruv	•Screw			L 16	[illegible]
		2	–	–	–	955165-6	•Skruv	•Screw			L 22	0920
	25	4	–	–	–	90980-4	•Fjädrande bricka	•Resilient washer				0940
	26	1	–	–	–	679385-5	•Tätningslist, V	•Seal moulding, L				0960
		1	–	–	–	679386-3	•Tätningslist, H	•Seal moulding, R				0980
		–	–	–	–		Sidorutor, bakre	Rear quarter windows			SEN UTF	1000
x	27	1	–	–	–	1203326-2	•Sidoruta, V	•Rear quarter window, L			4) (683026)	1020
		1	–	–	–	1213550-5	•Sidoruta, V	•Rear quarter window, L			5) (684150)	1040
x		1	–	–	–	1203327-0	•Sidoruta, H	•Rear quarter window, R			4) (683027)	1060

4. Ofärgat glas. Clear glass. Verre non coloré. Klarglas. Cristal incoloro.
5. Färgat glas. Tinted glass. Verre coloré. Gefärbtes Glas. Cristal de color.
42. Monteras i samband med vindruta fastsatt med gummilist. Fitted in conjunction with windscreen attached with rubber moulding. A monter avec pare-brise fixé par joint caoutchouc. Ist zusammen mit der mit Gummileiste eingebauten Windschutzscheibe zu montieren. Se monta en conexión con parabrisas fijados con listones de goma.
43. Monteras i samband med limmad vindruta. Fitted in conjunction with bonded windscreen. A monter avec pare-brise fixé à la colle. Ist zusammen mit der geklebten Windschutzscheibe zu montieren. Se monta en conexión con parabrisas encolodos.

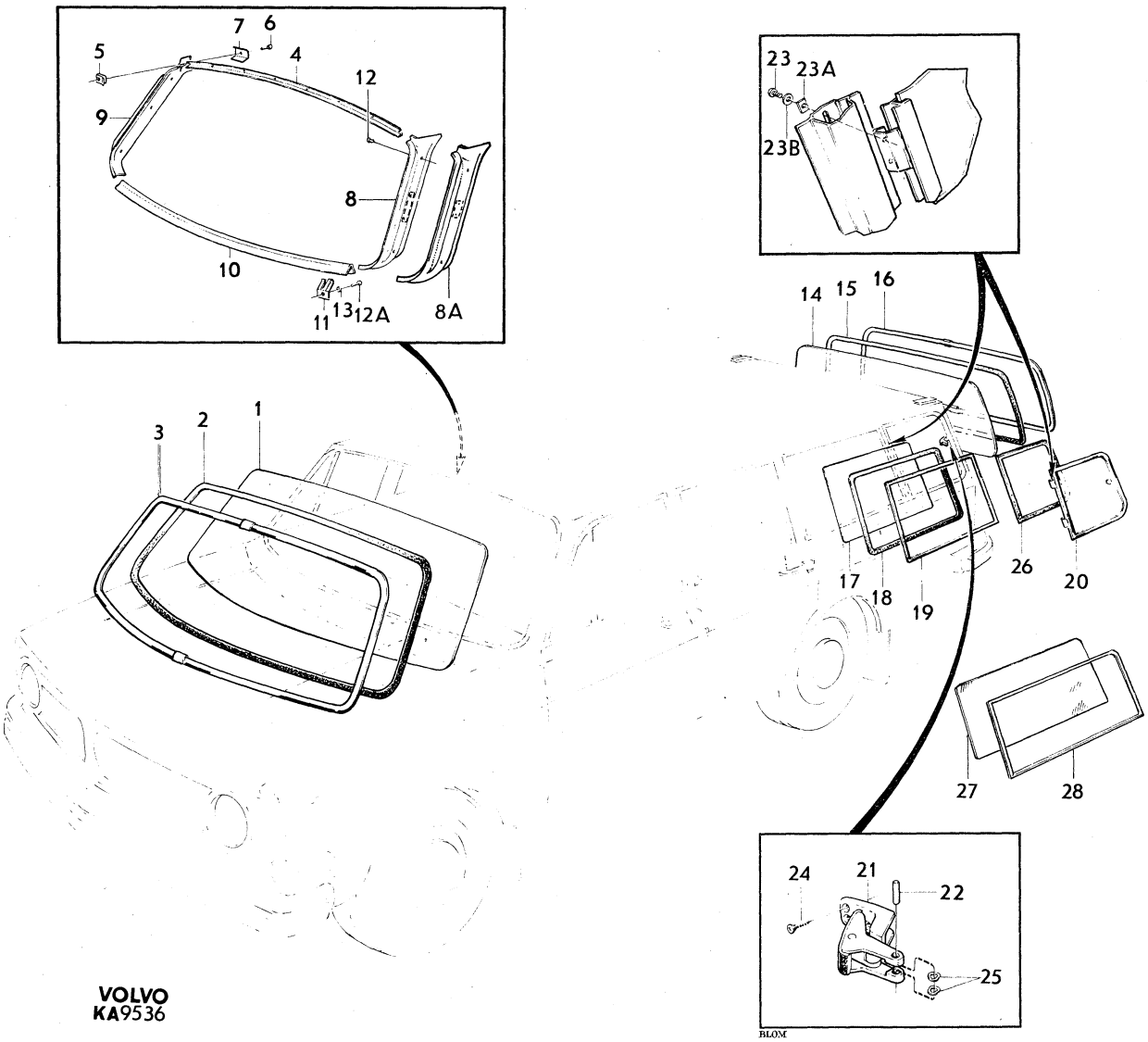

VOLVO
KA9536

BLOM

Sida Page	Grupp Group	Vindruta, bakruta, bakre sidorutor	Windscreen, rear window rear quarter windows	Illustration
94	8	145	145	9536 1979–11

1050

	Pos. Fig.	Antal/Quantity				Artikel nr Part No	Benämning	Description	Sats Kit	B P S R	Anmärkning Notes	
x	28	1	–	–	–	1213551-3	•Sidoruta, H	•Rear quarter window, R			5) (684151)	1080
x		1	–	–	–	1202804-9	•Tätningslist, V	•Seal moulding, L			(683028)	1100
x		1	–	–	–	1202805-6	•Tätningslist, H	•Seal moulding, R			(683029)	1120

5. Färgat glas. Tinted glass. Verre coloré. Gefärbtes Glas. Cristal de color.

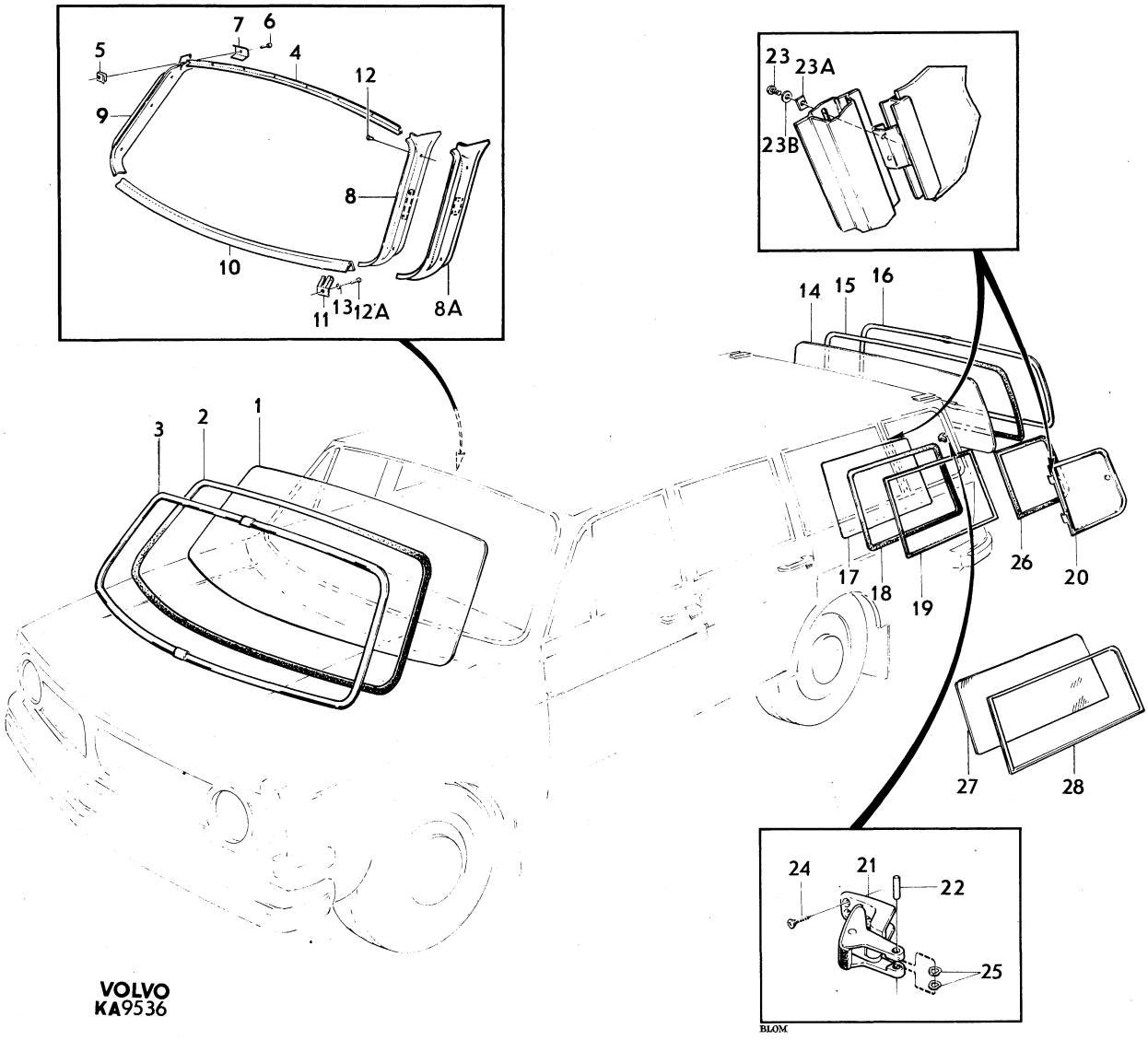

VOLVO
KA9536

BLOM

Sida Page	Grupp Group	Mellanruta	Partition glass	Illustration	1100
96	8			9649 1979–11	

	Pos. Fig.	Antal/Quantity				Artikel nr Part No	Benämning	Description	Sats Kit	B P S R	Anmärkning Notes	
	1	1	–	–	–		Mellanruta	Partition glass		8		0020
	2	1	–	–	–		•Mellanstycke	•Centre section		8		0040
x	3	1	–	–	–	649225-0	•Stag	•Stay				0060
	4	1	–	–	–		•Glas, V	•Glass, L		8	144 S–1510.	0080
		1	–	–	–	649247-4	•Glas, V	•Glass, L			144 S–1550, S–1600.	0100
											145 S–1556, S–1582,	0120
											S–1583, S–1601, S–1602	0140
		1	–	–	–	649050-2	•Glas, H, kmpl	•Glass, R, cpl		8	144 S–1510	0160
		1	–	–	–	649051-0	••Handtag	••Handle		8		0180
	5	1	–	–	–	649248-2	•Glas, H	•Glass, R			144 S–1550, S–1600.	0200
											145 S–1556, S–1582,	0220
											S–1583, S–1601, S–1602	0240
	6	2	–	–	–	677160-4	•Instegshandtag	•Courtesy handle				0260
	7	8	–	–	–	956074-9	•Skruv	•Screw				0280
	8	8	–	–	–	955780-2	•Mutter	•Nut				0300
	9	1	–	–	–	649052-8	•Fjäder	•Spring		8		0320
		1	–	–	–	649402-5	•Spärr	•Catch		8		0340
	10	1	–	–	–	676337-9	•Askkopp	•Ash–tray			ALT	0360
	11	1	–	–	–		••Kåpa	••Casing		8		0380
	12	1	–	–	–	677061-4	••Låda	••Box			ERS AV 1 ST 676337-9	0400
x	13	1	–	–	–	1214960-5	••Innerbelysning	••Courtesy lamp			(677427)	0420
	14	1	–	–	–	677430-1	••Glas	••Glass				0440
	15	1	–	–	–	277715-9	•Glödlampa	•Bulb				0460
	16	2	–	–	–	955118-5	•Skruv	•Screw				0480
	17	1	–	–	–	688639-4	••Lins	••Lens				0500
	18	1	–	–	–	663093-3	••Hylsa	••Sleeve				0520
	19	1	–	–	–	663094-1	••Sockel	••Socket				0540
	20	1	–	–	–	277703-5	••Glödlampa	••Bulb				0560

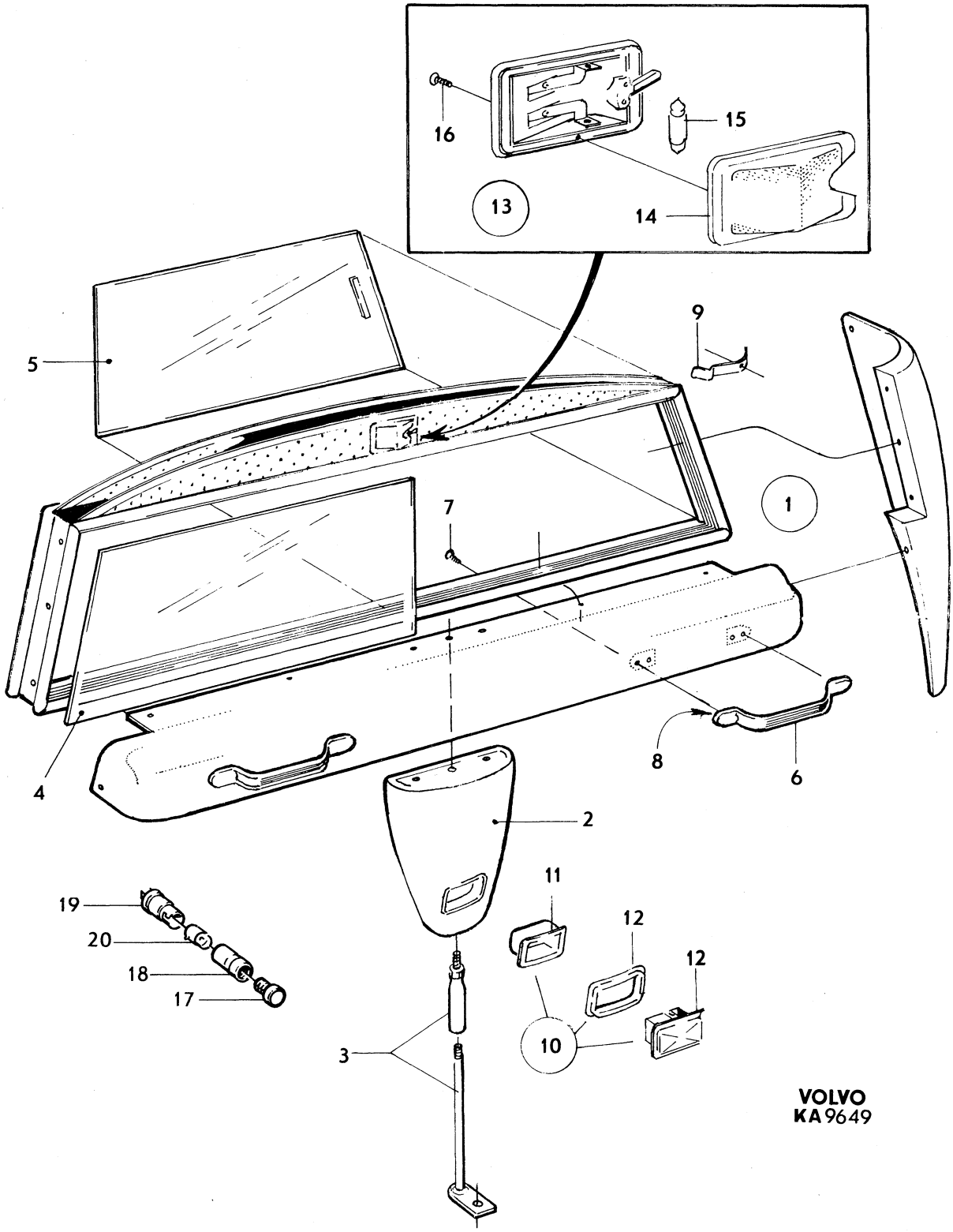
16
15
13
14
5
9
1
7
4
8
6
2
19
20
18
17
11
12
12
10
3
VOLVO
KA 9649

Sida Page	Grupp Group	Inre utrustning	Interior equipment	Illustration
		142 CH –249929, 144 CH –263069	142 CH –249929, 144 CH –263069	8363
98	8	145 CH –103379	145 CH –103379	1979–11

Pos. Fig.	Antal/Quantity				Artikel nr Part No	Benämning	Description	Sats Kit	B P S R	Anmärkning Notes	
1	1	–	–	–	676355-1	Instrumentbräda	Instrument panel			22) VST	0020
										ERS AV 1 ST 680753–1	0040
										1 ST 681201–0	0060
	1	–	–	–	680753-1	Instrumentbräda	Instrument panel			23) VST	0080
	1	–	–	–	676356-9	Instrumentbräda	Instrument panel			22) HST	0100
										ERS AV 1 ST 680754–9	0120
										1 ST 681201–0	0140
	1	–	–	–	680754-9	Instrumentbräda	Instrument panel			23) HST	0160
2	2	–	–	–	955523-6	Skruv	Screw				0180
	2	–	–	–	960141-0	Bricka	Washer				0200
	2	–	–	–	941907-8	Fjädrande bricka	Resilient washer				0220
3	7	–	–	–	955139-1	Skruv	Screw				0240
4	7	–	–	–	120085-6	Bricka	Washer			(192290)	0260
5	1	–	–	–	677286-7	Panel	Panel			46)	0280
	1	–	–	–	680321-7	Panel	Panel			47) EXCL VENV 1443851	0300
	1	–	–	–	680953-7	Panel	Panel			VENV 1443851	0320
	1	–	–	–	677287-5	Panel	Panel			HST	0340
6	1	–	–	–	677598-5	Prydnadslist	Trim moulding				0360
7	10	–	–	–	190384-8	Clips	Clip			TID UTF	0380
	ERF	–	–	–	682529-3	Tejp	Tape			21) SEN UTF	0400
8	1	–	–	–	676837-8	Panel	Panel			VST. EXCL VENV 1443851	0420
	1	–	–	–	685955-7	Panel	Panel			VENV 1443851	0440
										(680951)	0460
	1	–	–	–	676838-6	Panel	Panel			HST	0480
9	1	–	–	–	677603-3	Prydnadslist	Trim moulding				0500
9a	1	–	–	–	281136-2	Täckplåt, radiouttag	Cover plate, radio recess			ACC	0520 0540
	1	–	–	–	688359-9	Täckplåt, stereouttag	Cover plate, stereo recess			ACC	0560 0580
	2	–	–	–	665791-0	Fästbygel	Anchorage brace			ACC	0600
	1	–	–	–	684417-9	Fäste	Anchorage			ACC	0620
9b	1	–	–	–	687223-8	Emblem Grand Luxe	Grand Luxe emblem			B20E EXCL USA, CAN	0640
	40	–	–	–	682477-5	Tejp	Tape				0660
10	1	–	–	–	680759-8	Stoppning	Upholstery			VST (676406)	0680
	1	–	–	–	680760-6	Stoppning	Upholstery			HST (676407)	0700
10a	2	–	–	–	940092-0	Mutter	Nut				0720
10b	2	–	–	–	941905-2	Fjädrande bricka	Resilient washer				0740
11	1	–	–	–	685567-0	Panel	Panel			VST	0760
	1	–	–	–	682787-7	Panel	Panel			HST	0780
12	8	–	–	–	677478-0	Clips	Clip				0800
13	1	–	–	–	677472-3	Lucka	Lid				0820
14	1	–	–	–	677153-9	Handtag	Handle				0840
15	2	–	–	–	940145-6	Mutter	Nut				0860
16	2	–	–	–	192461-2	Bricka	Washer				0880
17	2	–	–	–	941905-2	Fjäderbricka	Spring washer				0900
18	1	–	–	–	683556-5	Handskfack	Glove box			(677180)	0920
18a	2	–	–	–	683669-6	Stöd	Support			41)	0940
19	1	–	–	–	677182-8	Konsol	Bracket			40) VST	0960
	1	–	–	–	683553-2	Konsol	Bracket			41) VST	0980
	1	–	–	–	677183-6	Konsol	Bracket		8	40) HST	1000
	1	–	–	–	683554-0	Konsol	Bracket			41) HST	1020
19a	2	–	–	–	950055-4	Skruv	Screw			41)	1040

21. Leverans i rullar om 5,5 m. Supplied in rolls of 5.5 metres. Livré en rouleaux de 5,5 mètres. Lieferung in Rollen zu je 5,5 Metern. Se suministra en rollos de 5,5 metros.
22. 142 CH –52899 144 CH –89799. 145 CH –9199.
23. 142 CH 52900–. 144 CH 89800–. 145 CH 9200–.
40. 142 CH –112399. 144 CH –138699. 145 CH –30899.
41. 142 CH 112400–. 144 CH 138700–. 145 CH 30900–.
46. 142 Vst excl USA, CAN, CH –112399. 144 Vst excl USA, CAN, CH –138699. 145 Vst excl USA, CAN, CH –30899.
47. 142 Vst excl USA, CAN, CH 112400–. 142 Vst USA, CAN. 144 Vst excl USA, CAN, CH 138700–. 144 Vst USA, CAN. 145 Vst excl USA, CAN, CH 30900–. 145 Vst USA, CAN.

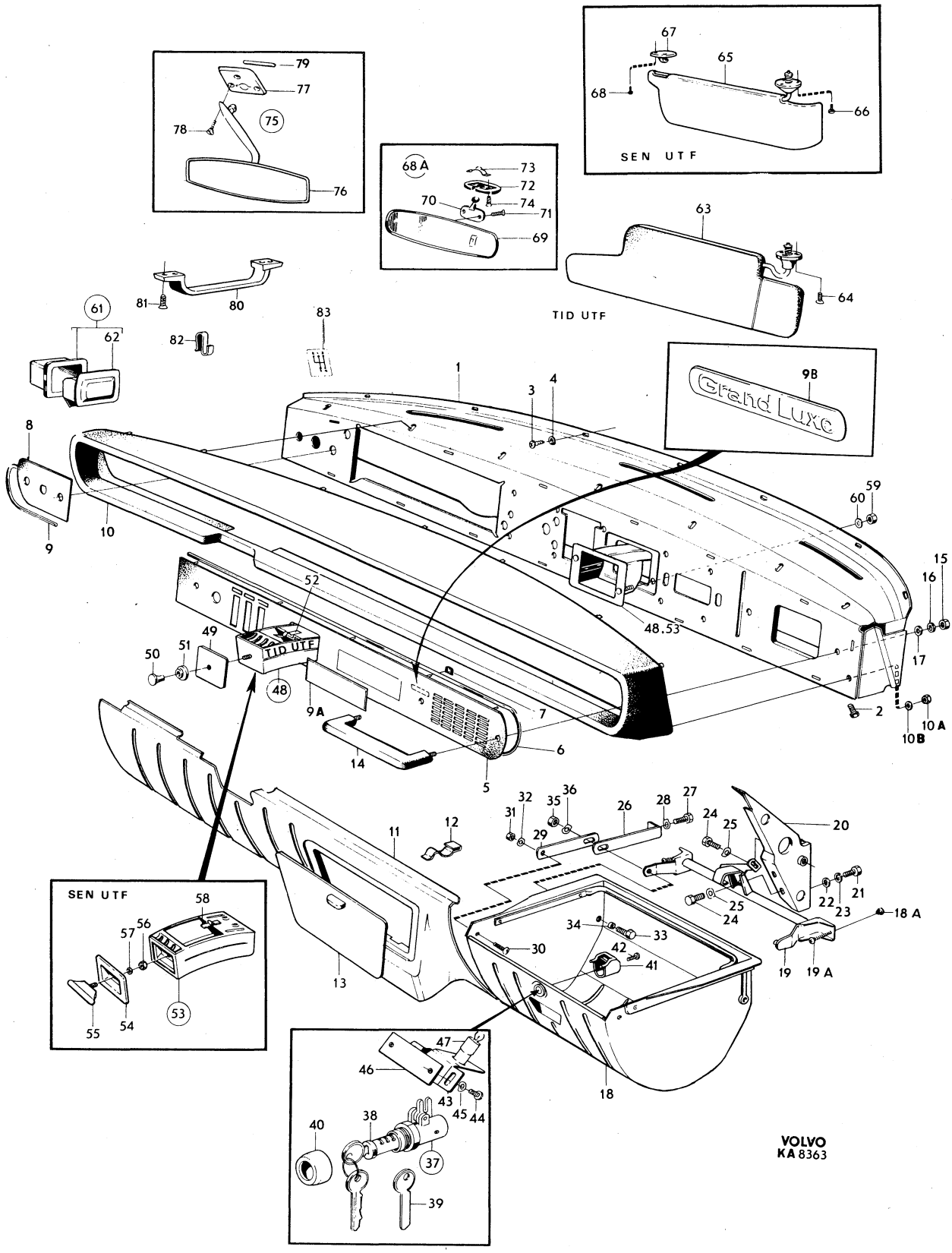
SEN UTF
TID UTF
TID UTF
SEN UTF
Grand Luxe
VOLVO
KA 8363

Sida Page	Grupp Group	Inre utrustning	Interior equipment	Illustration
		142 CH –249929, 144 CH –263069	142 CH –249929, 144 CH –263069	8363
100	8	145 CH –103379	145 CH –103379	1979–11

Pos. Fig.	Antal/Quantity				Artikel nr Part No	Benämning	Description	Sats Kit	B P S R	Anmärkning Notes	
20	1	–	–	–	677261-0	Konsol	Bracket			VST	1060
	1	–	–	–	677262-8	Konsol	Bracket			HST	1080
21	4	–	–	–	955523-6	Skruv	Screw				1100
22	4	–	–	–	955894-1	Bricka	Washer				1120
23	4	–	–	–	955921-2	Fjäderbricka	Spring washer				1140
24	2	–	–	–	955512-9	Skruv	Screw				1160
25	2	–	–	–	941906-0	Fjädrande bricka	Resilient washer				1180
26	1	–	–	–	679030-7	Stag	Stay			40)	1200
27	1	–	–	–	955523-6	Skruv	Screw				1220
28	1	–	–	–	941907-8	Fjädrande bricka	Resilient washer				1240
29	1	–	–	–	678176-9	Stag	Stay				1
30	1	–	–	–	950045-5	Skruv	Bolt				1
31	1	–	–	–	955825-5	Mutter	Nut				1300
32	1	–	–	–	941906-0	Fjädrande bricka	Resilient washer				1320
33	2	–	–	–	942565-3	Skruv	Screw				1340
34	2	–	–	–	678168-6	Gummibussning	Rubber bushing				1360
35	1	–	–	–	955825-5	Mutter	Nut				1
36	1	–	–	–	941906-0	Fjädrande bricka	Resilient washer				1
37	1	–	–	–	679002-6	Lås	Lock				1420
38	1	–	–	–	679003-4	•Låscylinder med två nycklar	•Lock cylinder with two keys				1440 1460
39	ERF	–	–	–	671319-2	Nyckel, kodbeteckning fs (ämne)	Key, code designation fs (blank)				1480 1500
40	1	–	–	–	678279-1	Låsring	Circlip				1520
41	1	–	–	–	678167-8	Kåpa	Casing				1540
42	1	–	–	–	950007-5	Skruv	Screw				1560
43	1	–	–	–	683769-4	Hållare	Retainer			(677989)	1580
44	2	–	–	–	950020-8	Skruv	Screw				1600
45	2	–	–	–	941905-2	Fjädrande bricka	Resilient washer				1620
46	1	–	–	–	678688-3	Mutterplatta	Nut plate				1640
47	–	–	–	–		Handskfackbelysning	Glove box illumination			SE GRUPP 3	1660
48	1	–	–	–	677200-8	Askkopp	Ash–tray			8) ERS AV 683666–2	1680
49	1	–	–	–	677202-4	•Frontplåt	•Front plate				1700
50	1	–	–	–	658191-2	•Knopp	•Button				1720
51	1	–	–	–	678337-7	•Prydnadsbricka	•Trim washer		8		1740
52	1	–	–	–	677204-0	•Fjäder	•Spring		8		1760
53	1	–	–	–	683666-2	Askkopp	Ash–tray			53) (680078)	1780
	1	–	–	–	684434-4	Askkopp	Ash–tray			54)	1
	1	–	–	–	683665-4	•Låda	•Box				1
54	1	–	–	–		••Frontplåt	••Front plate		8		1840
55	1	–	–	–		••Handtag	••Handle		8		1860
56	1	–	–	–	955778-6	••Mutter	••Nut				1880
57	1	–	–	–	955915-4	••Fjädrande bricka	••Resilient washer				1900
58	1	–	–	–	677204-0	••Fjäder	••Spring		8		1920
59	2	–	–	–	940119-1	Mutter	Nut			TID UTF	1
60	2	–	–	–	940121-7	Låsbricka	Lock washer			TID UTF	1960
	2	–	–	–	943949-8	Skruv	Screw			SEN UTF	1980
	2	–	–	–	940119-1	Mutter	Nut			SEN UTF	2000
	2	–	–	–	960136-0	Bricka	Washer			SEN UTF	2020
61	2	–	–	–	678753-5	Askkopp	Ash–tray			142	2040
	2	–	–	–	676337-9	Askkopp	Ash–tray			144, 145	2060
62	2	–	–	–	677061-4	•Låda	•Box			ERS AV 1 ST 676337–9	2080

8. 142 CH –1499. 144 CH –37099.
40. 142 CH –112399. 144 CH –138699. 145 CH –30899.
53. 142 CH 1500–116536, 116682–117743, 117914–117973. 144 CH 37100– 142049, 142245–142948. 145 CH –32620 excl 32546–32605.
54. 142 CH 117974– incl 116537–116681, 117744–117913. 144 CH 142949– incl 142050–142244. 145 CH 32621– incl 32546–32605.

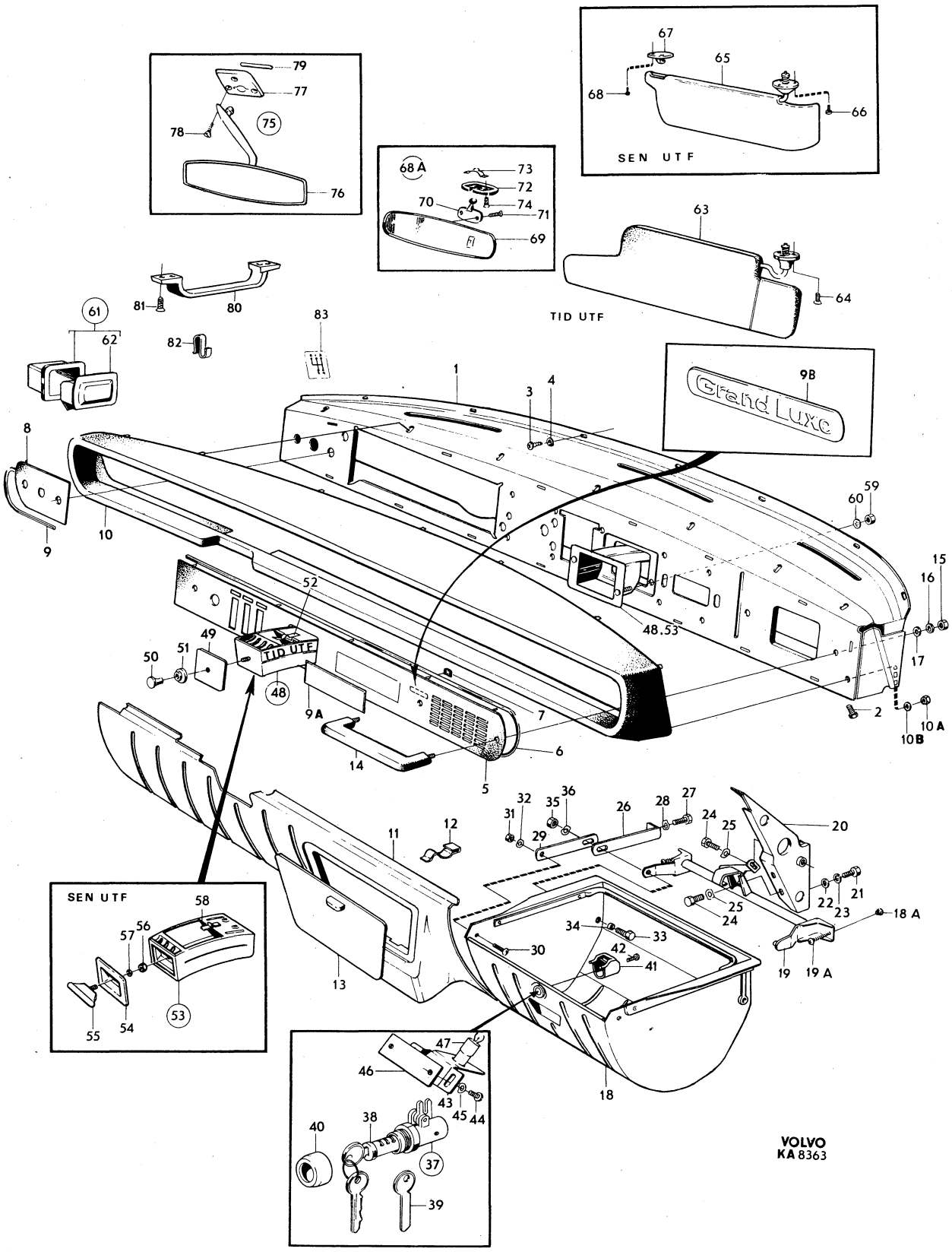
SEN UTF
TID UTF
Grand Luxe
TID UTF
SEN UTF
VOLVO
KA 8363

Sida Page	Grupp Group	Inre utrustning	Interior equipment	Illustration
		142 CH –249929, 144 CH –263069	142 CH –249929, 144 CH –263069	8363
102	8	145 CH –103379	145 CH –103379	1979–11

Pos. Fig.	Antal/Quantity				Artikel nr Part No	Benämning	Description	Sats Kit	BPSR	Anmärkning Notes	
63	2	–	–	–	677030-9	Solskydd	Sunvisor			8) ERS AV	2100
										VST. 1 ST 1221267–6,	2120
										1 ST 1221269–2,	2140
										2 ST 680128–6.	2160
										HST. 1 ST 1221270–0,	2180
										1 ST 1221268–4,	2200
										2 ST 680128–6.	2220
64	6	–	–	–	955172-2	Skruv	Screw			8)	2240
x 65	1	–	–	–	1221267-6	Solskydd, V	Sunvisor, L			VST	2260
x	1	–	–	–	1221270-0	Solskydd, V	Sunvisor, L			HST	2280
x	1	–	–	–	1221269-2	Solskydd, H	Sunvisor, R			VST	2300
x	1	–	–	–	1221268-4	Solskydd, H	Sunvisor, R			HST	2320
66	6	–	–	–	955138-3	Skruv	Screw			9)	2340
67	2	–	–	–	680128-6	Stöd	Support			9)	2360
68	4	–	–	–	955119-3	Skruv	Screw			24)	2380
	4	–	–	–	955138-3	Skruv	Screw			23)	2400
68a	–	–	–	–		Backspegel med monteringsdetaljer	Rear view mirror with installation components		8	ALT 1	2420 2440 2460
69	1	–	–	–	681736-5	•Backspegel	•Rear view mirror			(676142)	2480
70	1	–	–	–	679032-3	•Hållare	•Retainer			8)	2500
	1	–	–	–	680845-5	•Hållare	•Retainer			9) (679659)	2520
71	2	–	–	–	950217-0	•Skruv	•Screw				2540
72	1	–	–	–	679957-1	•Överfall	•Cap				2560
73	1	–	–	–	676896-4	•Fjäder	•Spring				2580
74	2	–	–	–	950228-7	•Skruv	•Screw			8)	2600
	2	–	–	–	950021-6	•Skruv	•Screw			24)	2620
	2	–	–	–	955138-3	•Skruv	•Screw			23)	2640
75	1	–	–	–	276609-5	Backspegel med monteringsdetaljer	Rear view mirror with installation components			ALT 2. 142 CH –223889	2660
										144 CH –232756	2680
										145 CH –83596	2700
										ERS AV 1 ST 1207718–6,	2720
										1 ST 1221025–8.	2740
	1	–	–	–	276611-1	Backspegel med monteringsdetaljer	Rear view mirror with installation components			142 CH 223890–	2760
										144 CH 232757–	2780
										145 CH 83597–	2800
										ERS AV 1 ST 1207718–6,	2820
										1 ST 1221025–8.	2840
76	1	–	–	–		•Backspegel	•Rear view mirror		8		2860
77	1	–	–	–	1210886-6	•Fästplatta	•Anchorage plate			(681446)	2880
78	3	–	–	–	955174-8	•Skruv	•Screw				2900
79	2	–	–	–	681447-9	•Låspinne	•Lock pin				2920
80	2	–	–	–	677160-4	Instegshandtag	Courtesy handle			EXCL HT	2940
81	8	–	–	–	192400-0	Skruv	Screw			EXCL HT	2960
	2	–	–	–	678961-4	Instegshandtag, främre	Courtesy handle, forward			MTL	2980
	8	–	–	–	192400-0	Skruv	Screw			MTL	3000
	4	–	–	–	680538-6	Plåtmutter	Speed nut			MTL	3020
	1	–	–	–	678961-4	Instegshandtag, främre, H	Courtesy handle, forward, R			144 S–1600, S–1603,	3040
										S–1604, S–1606	3060
										145 S–1602, S–1605	3080
	4	–	–	–	192400-0	Skruv	Screw			144 S–1600, S–1603,	3100
										S–1604, S–1606	3120
										145 S–1602, S–1605	3140
	2	–	–	–	680538-6	Plåtmutter	Speed nut			144 S–1600, S–1603,	3160
										S–1604, S–1606	3180
										145 S–1602, S–1605	3200
82	2	–	–	–	677156-2	Klädhängare	Clothes hook			EXCL HT	3220

8. 142 CH –1499. 144 CH –37099.
9. 142 CH 1500–. 144 CH 37100–. 145.
23. 142 CH 52900–. 144 CH 89800–. 145 CH 9200–.
24. 142 CH 1500–52899. 144 CH 37100–89799. 145 CH –9199.

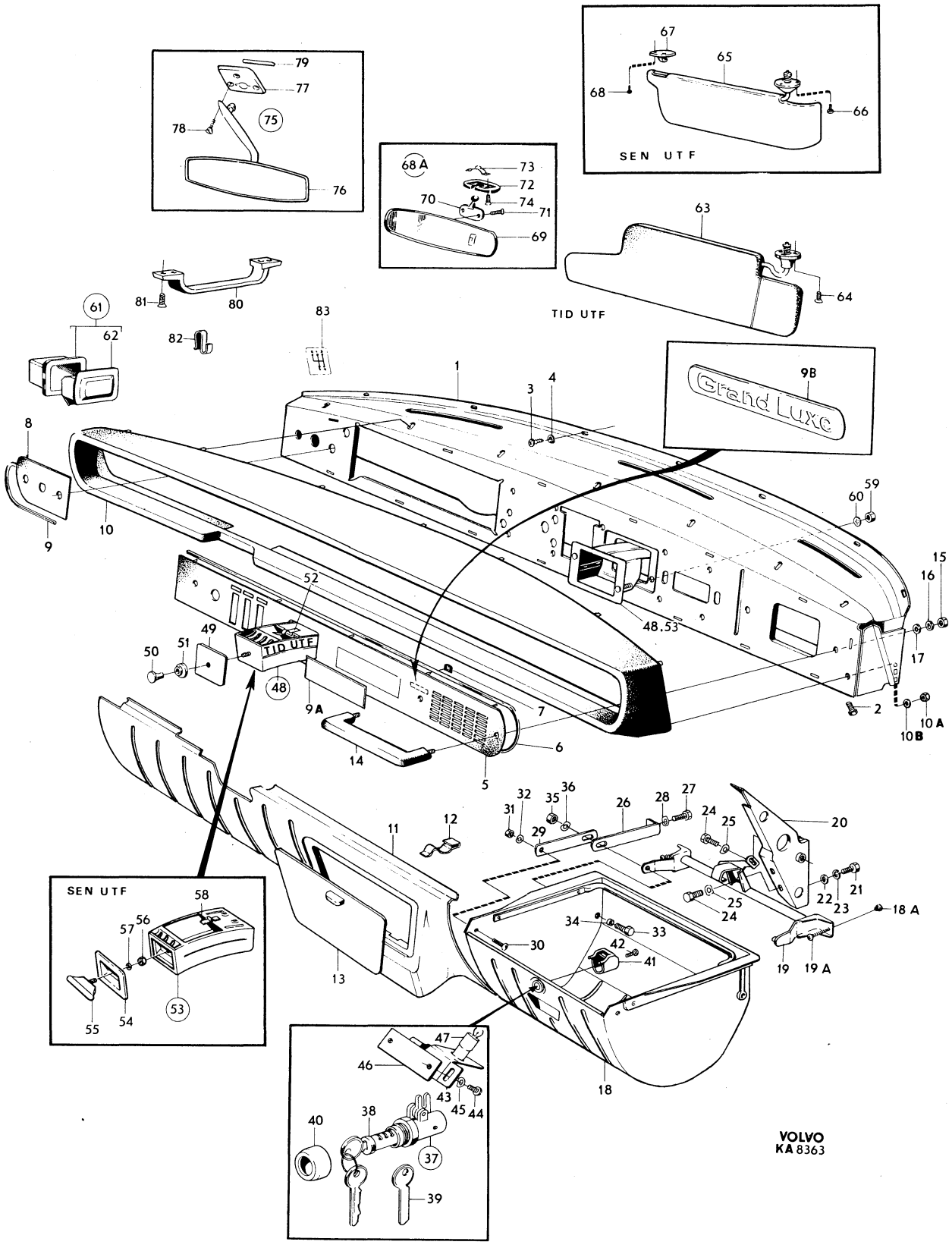
SEN UTF
TID UTF
TID UTF
SEN UTF
Grand Luxe
VOLVO
KA 8363

Sida Page	Grupp Group	Inre utrustning	Interior equipment	Illustration	1150
		142 CH –249929, 144 CH –263069	142 CH –249929, 144 CH –263069	8363	
104	8	145 CH –103379	145 CH –103379	1979–11	

Pos. Fig.	Antal/Quantity				Artikel nr Part No	Benämning	Description	Sats Kit	B P S R	Anmärkning Notes	
83	1	–	–	–	673251-5	Växelschema	Gear decal		8	GV TID UTF	3240
	1	–	–	–	680033-8	Växelschema	Gear decal		8	VST. RV TID UTF	3260
	1	–	–	–	680034-6	Växelschema	Gear decal		8	HST. RV TID UTF	3280

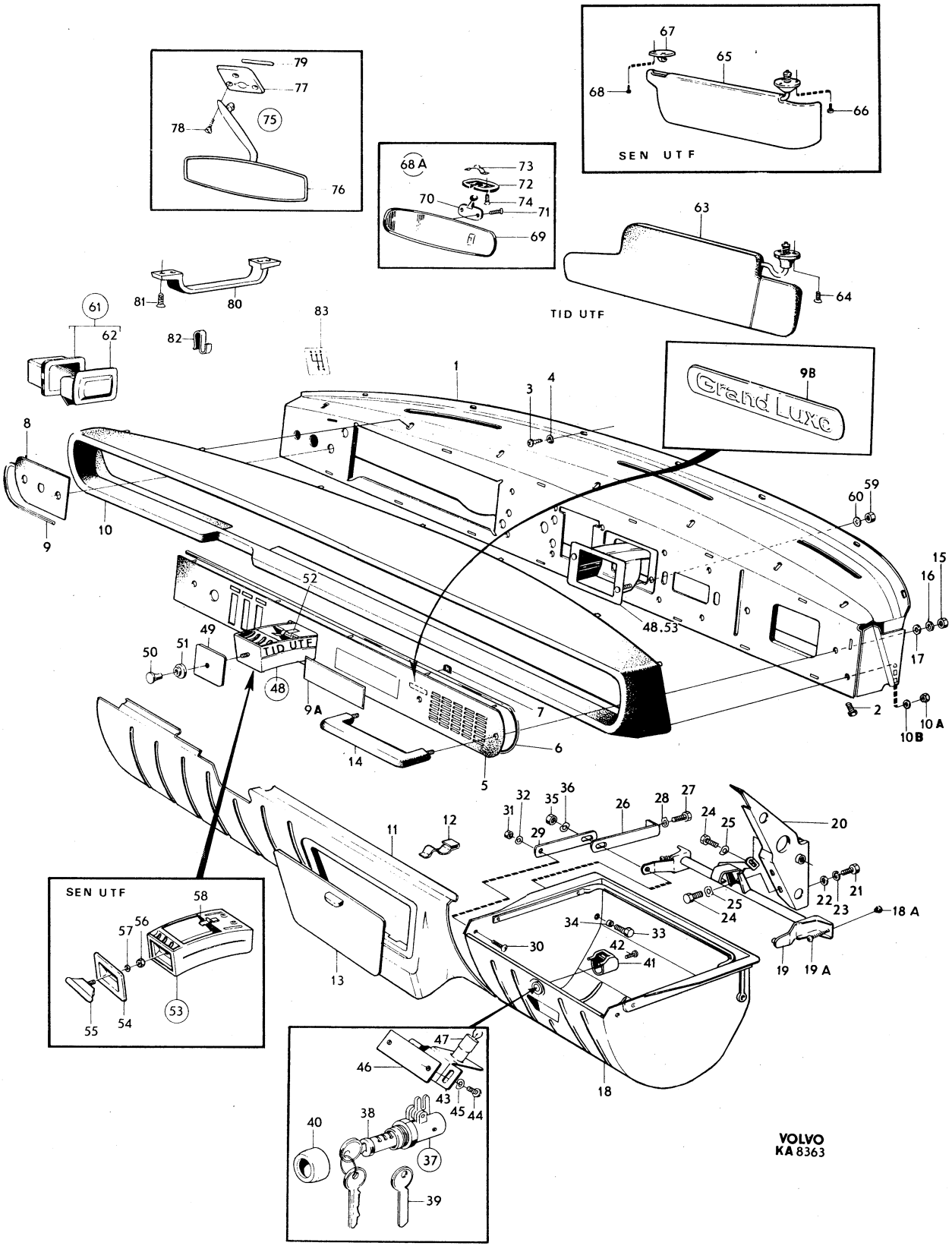
SEN UTF
TID UTF
Grand Luxe
VOLVO
KA 8363

Sida Page	Grupp Group	Inre utrustning	Interior equipment	Illustration	1200
		142 CH 249930–, 144 CH 263070–	142 CH 249930–, 144 CH 263070–	9539	
106	8	145 CH 103380–	145 CH 103380–	1979–11	

Pos. Fig.	Antal/Quantity				Artikel nr Part No	Benämning	Description	Sats Kit	B P S R	Anmärkning Notes	
1	1	–	–	–	680753-1	Instrumentbräda	Instrument panel			VST	0020
	1	–	–	–	680754-9	Instrumentbräda	Instrument panel			HST	0040
2	2	–	–	–	955523-6	Skruv	Screw				0060
	2	–	–	–	960141-0	Bricka	Washer				0080
	2	–	–	–	941907-8	Fjädrande bricka	Resilient washer				0100
3	7	–	–	–	955139-1	Skruv	Screw				0120
4	7	–	–	–	120085-6	Bricka	Washer			(192290)	0140
5	1	–	–	–	677286-7	Panel	Panel			VST BAS, VST HT.	0160
	1	–	–	–	677287-5	Panel	Panel			HST BAS, HST HT.	0180
	1	–	–	–	680953-7	Panel	Panel			VST EXCL BAS, HT.	0200
	1	–	–	–	680955-2	Panel	Panel			HST EXCL BAS, HT.	0[illegible]
6	1	–	–	–	677598-5	Prydnadslist	Trim moulding				0[illegible]
7	ERF	–	–	–	682529-3	Tejp	Tape			21)	0260
8	1	–	–	–	685955-7	Panel	Panel			142 VST B20A, B, D	0280
										144 VST B20A, B, D	0300
										145 VST B20A, B, D	0320
	1	–	–	–	676837-8	Panel	Panel			FAV VST. HT VST.	03[illegible]
	1	–	–	–	685953-2	Panel	Panel			142 VST B20E, F	0[illegible]
										144 VST B20E, F	0380
										145 VST B20E, F	0400
	1	–	–	–	685956-5	Panel	Panel			142 HST B20A, B, D	0420
										144 HST B20A, B, D	0440
										145 HST B20A, B, D	0460
	1	–	–	–	676838-6	Panel	Panel			BAS HST, HT HST.	0480
	1	–	–	–	685954-0	Panel	Panel			142 HST B20E, F	0500
										144 HST B20E, F	0520
										145 HST B20E, F	0540
9	1	–	–	–	677603-3	Prydnadslist	Trim moulding				0560
9a	1	–	–	–	281136-2	Täckplåt, radiouttag	Cover plate, radio recess			ACC	0580 0600
	1	–	–	–	688359-9	Täckplåt, stereouttag	Cover plate, stereo recess			ACC	0620 0640
	2	–	–	–	665791-0	Fästbygel	Anchorage brace			ACC	0660
	1	–	–	–	684417-9	Fäste	Anchorage			ACC	0680
9b	1	–	–	–	687223-8	Emblem grand luxe	Grand Luxe emblem			B20E, F EXCL USA, CAN	0700
	40	–	–	–	682477-5	Tejp	Tape				0720
10	1	–	–	–	680759-8	Stoppning	Upholstery			VST	0740
	1	–	–	–	680760-6	Stoppning	Upholstery			HST	07[illegible]
10a	2	–	–	–	940092-0	Mutter	Nut				07
10b	2	–	–	–	941905-2	Fjädrande bricka	Resilient washer				0800
11	1	–	–	–	685567-0	Panel	Panel			VST	0820
	1	–	–	–	685569-6	Panel	Panel			HST	0840
12	8	–	–	–	677478-0	Clips	Clip				0860
13	1	–	–	–	1221239-5	Panel	Panel			EXCL BAS, HT.	0880
										EXCL USA, CAN. (685944)	0[illegible]
	1	–	–	–	1221238-7	Panel	Panel			BAS, HT (685942)	09[illegible]
	1	–	–	–	649662-4	Panel	Panel			TAXI	0940
	1	–	–	–	1221179-3	Panel, kmpl	Panel, cpl			USA, CAN	0960
										(685945)	0980
14	1	–	–	–	685767-6	•Lock	•Cover				1000
15	4	–	–	–	1210286-9	•Clips	•Clip				1020
16	1	–	–	–	685761-9	Lock	Cover			BAS, HT.	1040
17	1	–	–	–	685834-4	Lock	Cover			HT	1060
18	2	–	–	–	955139-1	Skruv	Screw				1080
19	2	–	–	–	120405-6	Fjädermutter	Spring nut				1100
x 20	2	–	–	–	1234286-1	Clips	Clip			(685763)	1120
21	1	–	–	–	677153-9	Handtag	Handle				1140
22	2	–	–	–	940145-6	Mutter	Nut				1160
23	2	–	–	–	192461-2	Bricka	Washer				1180

21. Leverans i rullar om 5,5 m. Supplied in rolls of 5.5 metres. Livré en rouleaux de 5,5 mètres. Lieferung in Rollen zu je 5,5 Metern. Se suministra en rollos de 5,5 metros.

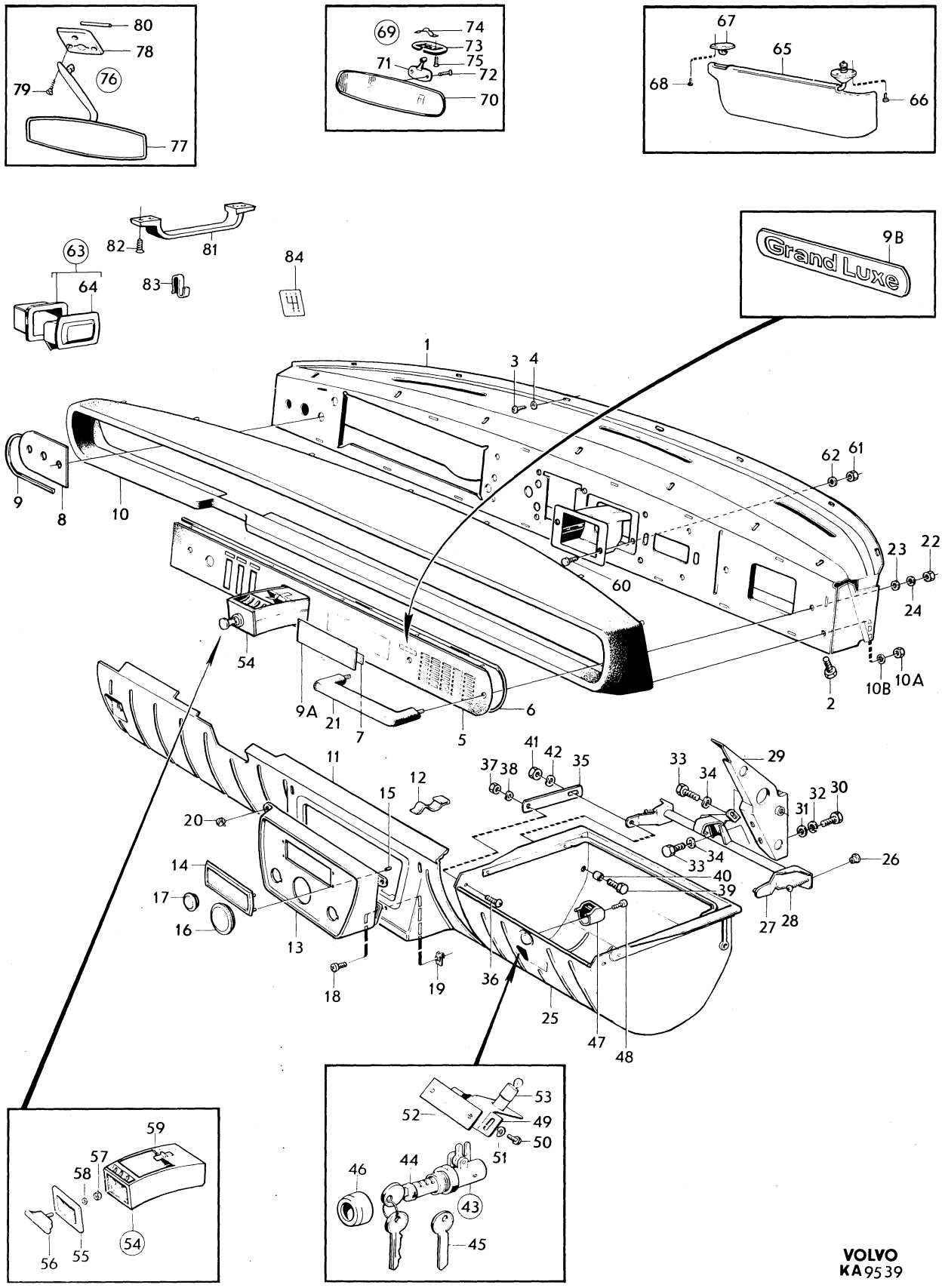

VOLVO
KA 9539

Sida / Page	Grupp / Group	Inre utrustning	Interior equipment	Illustration
		142 CH 249930–, 144 CH 263070–	142 CH 249930–, 144 CH 263070–	9539
108	8	145 CH 103380–	145 CH 103380–	1979–11

Pos. Fig.	Antal/Quantity				Artikel nr Part No	Benämning	Description	Sats Kit	B P S R	Anmärkning Notes	
24	2	–	–	–	941905-2	Fjädrande bricka	Resilient washer				1200
25	1	–	–	–	683556-5	Handskfack	Glove box				1220
26	2	–	–	–	683669-6	Stöd	Support				1240
27	1	–	–	–	683553-2	Konsol	Bracket			VST	1260
	1	–	–	–	683554-0	Konsol	Bracket			HST	1280
28	2	–	–	–	950055-4	Skruv	Screw				1300
29	1	–	–	–	677261-0	Konsol	Bracket			VST	1320
	1	–	–	–	677262-8	Konsol	Bracket			HST	1340
30	4	–	–	–	955523-6	Skruv	Screw				1360
31	4	–	–	–	955894-1	Bricka	Washer				1380
32	4	–	–	–	955921-2	Fjäderbricka	Spring washer				[illegible]
33	2	–	–	–	955512-9	Skruv	Screw				[illegible]
34	2	–	–	–	941906-0	Fjädrande bricka	Resilient washer				1440
35	1	–	–	–	678176-9	Stag	Stay				1460
36	1	–	–	–	950045-5	Skruv	Bolt				1480
37	1	–	–	–	955825-5	Mutter	Nut				1500
38	1	–	–	–	941906-0	Fjädrande bricka	Resilient washer				[illegible]
39	2	–	–	–	942565-3	Skruv	Screw				[illegible]
40	2	–	–	–	678168-6	Gummibussning	Rubber bushing				1560
41	1	–	–	–	955825-5	Mutter	Nut				1580
42	1	–	–	–	941906-0	Fjädrande bricka	Resilient washer				1600
43	1	–	–	–	679002-6	Lås	Lock				1620
44	1	–	–	–	679003-4	•Låscylinder med två nycklar	•Lock cylinder with two keys				1640 1660
45	ERF	–	–	–	660138-9	Nyckel, kodbeteckning FR.. ämne	Key, code designation FR... blank				1680 1700
	ERF	–	–	–	671319-2	Nyckel, kodbeteckning FS.. ämne	Key, code designation FS... blank				1720 1740
46	1	–	–	–	678279-1	Låsring	Circlip				1760
47	1	–	–	–	678167-8	Kåpa	Casing				1780
48	1	–	–	–	950007-5	Skruv	Screw				1800
49	1	–	–	–	683769-4	Hållare	Retainer				1820
50	2	–	–	–	950020-8	Skruv	Screw				1840
51	2	–	–	–	941905-2	Fjädrande bricka	Resilient washer				1860
52	1	–	–	–	678688-3	Mutterplatta	Nut plate				1880
53	–	–	–	–		Handskfackbelysning	Glove box illumination			SE GRUPP 3	1900
54	1	–	–	–	684434-4	Askkopp	Ash–tray				1920
	1	–	–	–	683665-4	•Låda	•Box				[illegible]
55	1	–	–	–		••Frontplåt	••Front plate		8		[illegible]
56	1	–	–	–		••Handtag	••Handle		8		1980
57	1	–	–	–	955778-6	••Mutter	••Nut				2000
58	1	–	–	–	955915-4	••Fjädrande bricka	••Resilient washer				2020
59	1	–	–	–	677204-0	••Fjäder	••Spring		8		2040
60	2	–	–	–	943949-8	Skruv	Screw				2060
61	2	–	–	–	940119-1	Mutter	Nut				[illegible]
62	2	–	–	–	960136-0	Bricka	Washer				2100
63	2	–	–	–	678753-5	Askkopp	Ash–tray			142	2120
	2	–	–	–	676337-9	Askkopp	Ash–tray			144, 145	2140
64	2	–	–	–	677061-4	•Låda	•Box			ERS AV 1 ST 676337–9	2160
65	1	–	–	–	679792-2	Solskydd, V	Sunvisor, L			ERS AV	2180
										VST. 1 ST 1221267–6	2200
										HST. 1 ST 1221270–0	2220
x	1	–	–	–	1210416-2	Solskydd, V	Sunvisor, L			SPEC UTF 5450	2240
										(1221273)	2260
	1	–	–	–	679793-0	Solskydd, H	Sunvisor, R			ERS AV	2280
										VST. 1 ST 1221269–2.	2300
										HST. 1 ST 1221268–4.	2320
x	1	–	–	–	1210417-0	Solskydd, H	Sunvisor, R			SPEC UTF 5450	2340
										(1221274)	2360
66	6	–	–	–	955138-3	Skruv	Screw				2380
67	2	–	–	–	680128-6	Stöd	Support				2400
68	4	–	–	–	955138-3	Skruv	Screw				2420

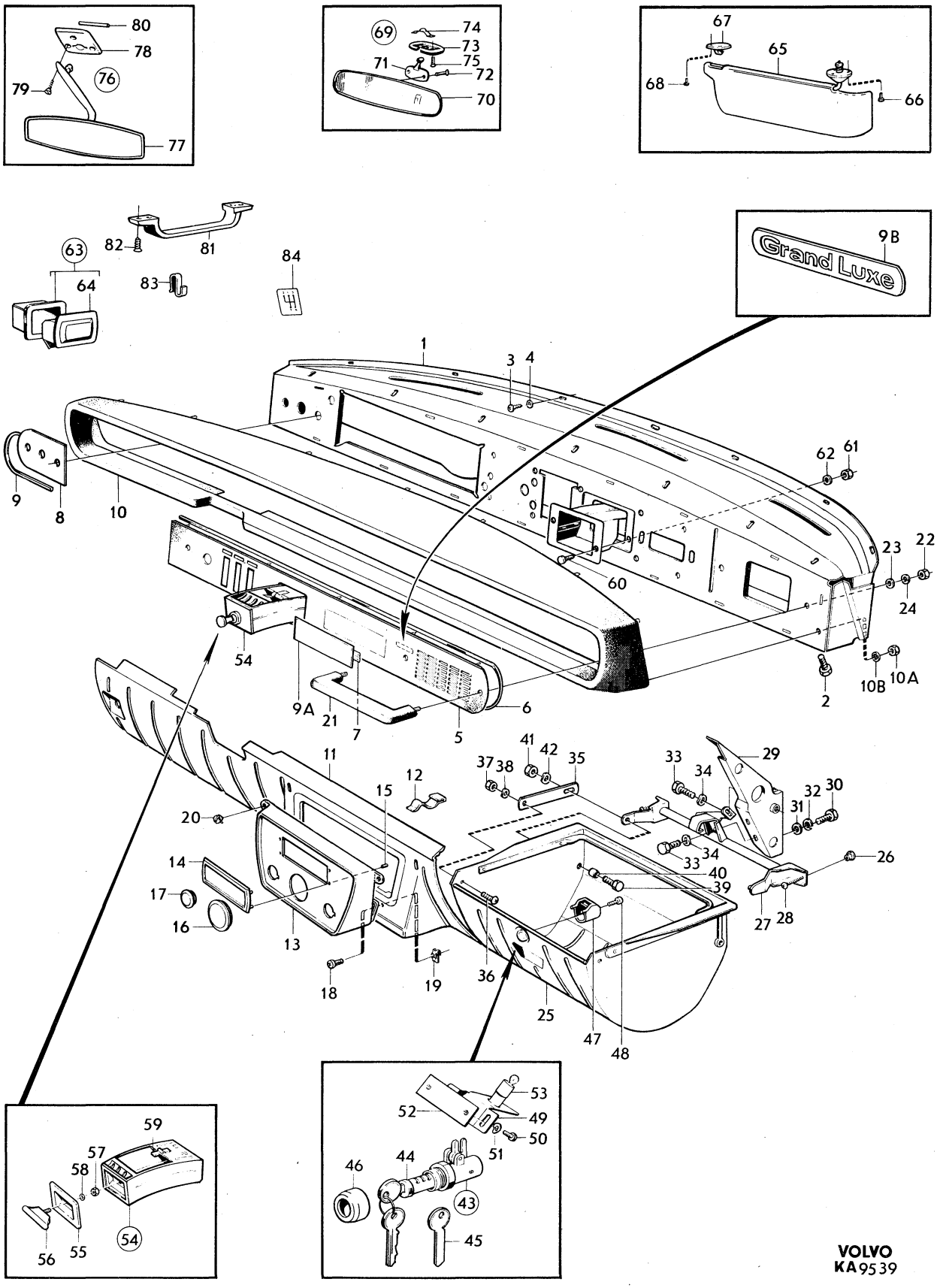

VOLVO
KA 95 39

Sida Page	Grupp Group	Inre utrustning	Interior equipment	Illustration	1200
		142 CH 249930–, 144 CH 263070–	142 CH 249930–, 144 CH 263070–	9539	
110	8	145 CH 103380–	145 CH 103380–	1979–11	

Pos. Fig.	Antal/Quantity				Artikel nr Part No	Benämning	Description	Sats Kit	B P S R	Anmärkning Notes	
69	–	–	–	–		Backspegel med monteringsdetaljer	Rear view mirror with installation components		8	ALT 1	2440 2460 2480
70	1	–	–	–	681736-5	•Backspegel	•Rear view mirror				2500
71	1	–	–	–	680845-5	•Hållare	•Retainer				2520
72	2	–	–	–	950217-0	•Skruv	•Screw				2540
73	1	–	–	–	679957-1	•Överfall	•Cap				2560
74	1	–	–	–	676896-4	•Fjäder	•Spring				2580
75	2	–	–	–	955138-3	•Skruv	•Screw				2600
76	1	–	–	–	276611-1	Backspegel med monteringsdetaljer	Rear view mirror with installation components			ALT 2 ERS AV 1 ST 1207718–6, 1 ST 1221025–8.	2620 [illegible]
77	1	–	–	–		•Backspegel	•Rear view mirror		8		2680
78	1	–	–	–	1221025-8	•Fästplatta	•Anchorage plate			(1210886)	2700
79	3	–	–	–	955174-8	•Skruv	•Screw				2720
80	2	–	–	–	681447-9	•Låspinne	•Lock pin				2740
x	1	–	–	–	1207718-6	Backspegel	Rear view mirror			SPEC UTF FRANCE (1221026)	[illegible]
	1	–	–	–	1210886-6	Fästplatta	Anchorage plate			SPEC UTF FRANCE	2800
	3	–	–	–	955174-8	Skruv	Screw			SPEC UTF FRANCE	2820
81	2	–	–	–	677160-4	Instegshandtag	Courtesy handle			EXCL HT	2840
82	8	–	–	–	192400-0	Skruv	Screw			EXCL HT	2860
	2	–	–	–	678961-4	Instegshandtag, främre	Courtesy handle forward			MTL	2880
	8	–	–	–	192400-0	Skruv	Screw			MTL	2900
	4	–	–	–	680538-6	Plåtmutter	Speed nut			MTL	2920
83	2	–	–	–	677156-2	Klädhängare	Clothes hook			EXCL HT	2940
84	1	–	–	–	673251-5	Växelschema	Gear decal		8	M40, M41. TID UTF	2960

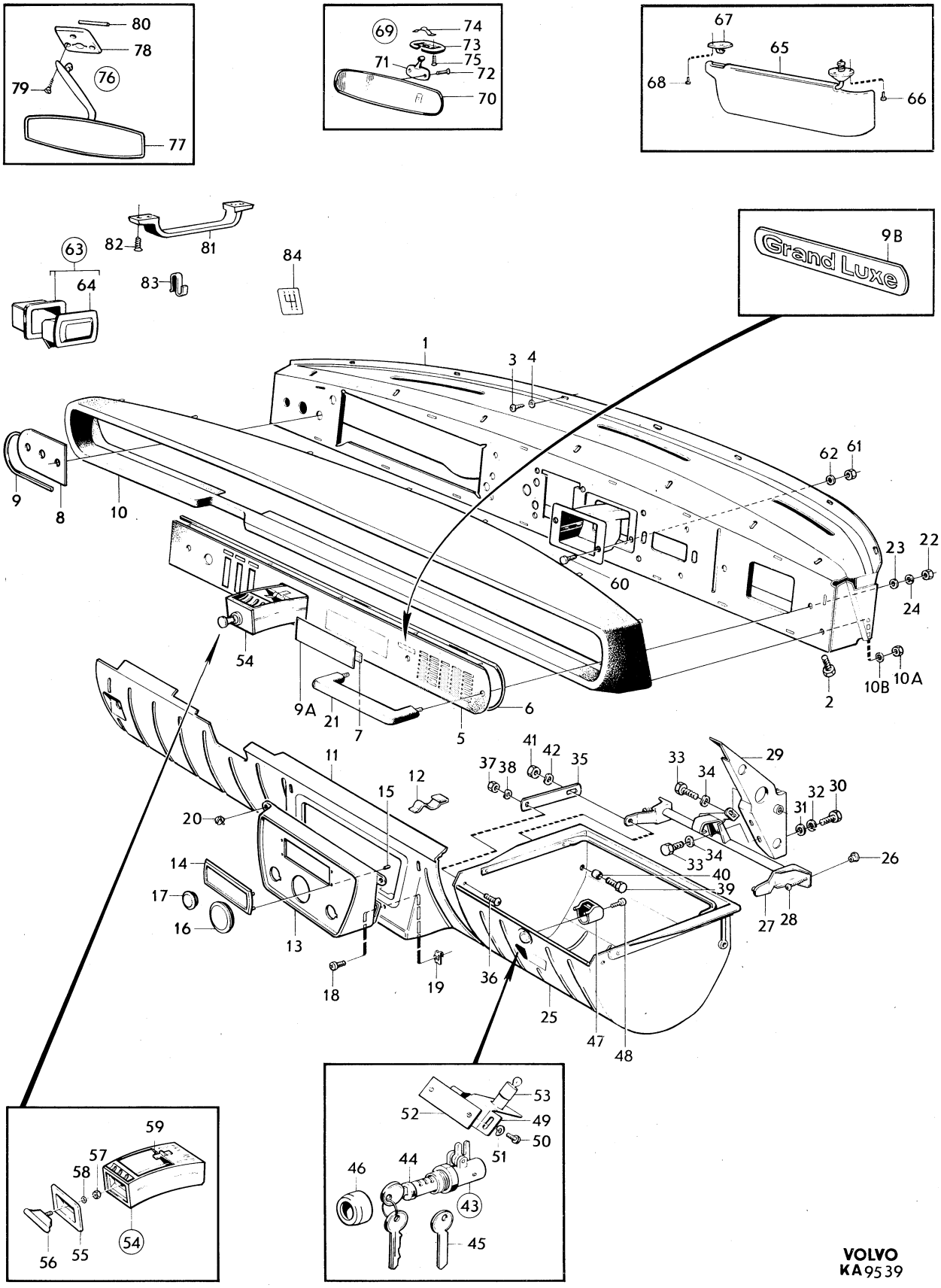

VOLVO
KA9539

Sida Page	Grupp Group	Utvändiga prydnadsdetaljer Utvändig backspegel	Exterior trim External rear view mirror	Illustration 10884	1250
112	8	142	142	1979–11	

	Pos. Fig.	Antal/Quantity				Artikel nr Part No	Benämning	Description	Sats Kit	B P S R	Anmärkning Notes	
	1	1	–	–	–		Kylargaller	Radiator grille			SE KYLARGALLER	1010
											SEE RADIATOR GRILLE	1020
	2	1	–	–	–	677622-3	Prydnadslist	Trim moulding				1030
	3	8	–	–	–	679898-7	Fäste	Anchorage			(677624)	1040
	4	1	–	–	–	677551-4	Prydnadslist, V	Trim moulding, L				1050
		1	–	–	–	677552-2	Prydnadslist, H	Trim moulding, R				1060
	5	2	–	–	–	679898-7	Fäste	Anchorage			CH–449 (670329)	1070
	6	2	–	–	–	940092-0	Mutter	Nut			CH –449	1080
	7	6	–	–	–	679898-7	Fäste	Anchorage				1090
	8	1	–	–	–	677596-9	Prydnadslist	Trim moulding				1100
	9	10	–	–	–	677621-5	Fjäderklammer	Spring clip				1110
	10	2	–	–	–	677534-0	Prydnadslist	Trim moulding				
x	11	12	–	–	–	1247708-9	Fäste	Anchorage			(679885)	1130
	12	2	–	–	–	677536-5	Prydnadslist	Trim moulding				1140
x	13	18	–	–	–	1247708-9	Fäste	Anchorage			(679885)	1150
	14	2	–	–	–	677539-9	Prydnadslist	Trim moulding				1160
x	15	12	–	–	–	1247708-9	Fäste	Anchorage			(679885)	1170
	16	1	–	–	–	680153-4	Prydnadslist, V	Trim moulding, L			42) (675865)	
	17	1	–	–	–	680154-2	Prydnadslist, H	Trim moulding, R			42) (675866)	1190
	18	2	–	–	–	675869-2	Skarvbleck	Junction			42)	1200
	19	1	–	–	–	682021-1	Prydnadslist, övre	Trim moulding, upper			43)	1210
	20	1	–	–	–	682022-9	Prydnadslist, undre	Trim moulding, lower			43)	1220
	21	1	–	–	–	682023-7	Prydnadslist, V	Trim moulding, L			43)	1230
	22	1	–	–	–	682023-7	Prydnadslist, H	Trim moulding, R			43) (682024)	1240
	23	2	–	–	–	682025-2	Skarvstycke, övre	Junction, upper			43)	1250
	24	2	–	–	–	687955-5	Skarvstycke, undre	Junction, lower			43) (682026)	1260
	25	23	–	–	–	682321-5	Fäste	Anchorage			43)	1270
	26	1	–	–	–	675867-6	Prydnadslist, V	Trim moulding, L				1280
		1	–	–	–	675868-4	Prydnadslist, H	Trim moulding, R				1290
	27	2	–	–	–	675869-2	Skarvbleck	Junction				1300
	28	1	–	–	–	677853-4	Emblem	Emblem			CH –178959	1310
		2	–	–	–	664621-0	Fäste	Anchorage			CH –987	1320
	29	2	–	–	–	191695-6	Fäste	Anchorage			CH 988–178959	1330
	30	1	–	–	–	673702-7	Emblem	Emblem			B20 CH –178959	1340
	31	2	–	–	–	671405-9	Clips	Clip			B20 CH –52899	1350
	32	1	–	–	–	670900-0	Emblem Volvo	Volvo emblem			BAS CH 178960–	1360
	33	2	–	–	–	671405-9	Clips	Clip			BAS CH 178960–	1370
	34	2	–	–	–	677912-8	Emblem Volvo 142	Volvo 142 emblem			B18A, B20A, CH –178959	1380
	35	2	–	–	–	677917-7	Emblem Volvo 142 S	Volvo 142 S emblem			B18B, B20B, CH –178959	
	36	4	–	–	–	664621-0	Fäste	Anchorage			CH –24162	1400
	37	2	–	–	–	687204-8	Emblem Volvo 142	Volvo 142 emblem			B20A CH 178960–	1410
	38	2	–	–	–	687207-1	Emblem Volvo 142 105	Volvo 142 105 emblem			B20D CH 178960–249929	1420
		2	–	–	–	1211094-6	Emblem Volvo 142 110	Volvo 142 110 emblem			B20D CH 249930–	1430
	39	2	–	–	–	687210-5	Emblem Volvo 142 S	Volvo 142 S emblem			B20B CH 178960–	1440
	40	2	–	–	–	687907-6	Emblem Volvo 142 GL	Volvo 142 GL emblem			B20E, B20F, EXCL USA, CAN	1450
	41	2	–	–	–	687215-4	Emblem Volvo 142 E	Volvo 142 E emblem			B20E, B20F USA, CAN	1470
	42	1	–	–	–	677724-7	Emblem Volvo	Volvo emblem			EXCL B20E USA, CAN	1480
	43	2	–	–	–	192586-6	Clips	Clip			CH –21514	1490
	44	1	–	–	–	685734-6	Emblem fuel injection	Fuel injection emblem			B20E, B20F USA, CAN	1500
	45	1	–	–	–	670566-9	Emblem overdrive	Overdrive emblem			M41 CH –178959	1510
		1	–	–	–	687224-6	Emblem overdrive	Overdrive emblem			M41 CH 178960–	1520
	46	2	–	–	–	192586-6	Fäste	Anchorage			M41 CH –21514	1530
	47	1	–	–	–	670419-1	Emblem automatic	Automatic emblem			BW35 CH –178959	1540
		1	–	–	–	687225-3	Emblem automatic	Automatic emblem			BW35 CH 178960–	1550

42. Monteras i samband med vindruta fastsatt med gummilist. Fitted in conjunction with windscreen attached with rubber moulding. A monter avec pare–brise fixé par joint caoutchouc. Ist zusammen mit der mit Gummileiste eingebauten Windschutzscheibe zu montieren. Se monta en conexión con parabrisas fijados con listones de goma.

43. Monteras i samband med limmad vindruta. Fitted in conjunction with bonded windscreen. A monter avec pare–brise fixé à la colle. Ist zusammen mit der geklebten Windschutzscheibe zu montieren. Se monta en conexión con parabrisas encolodos.

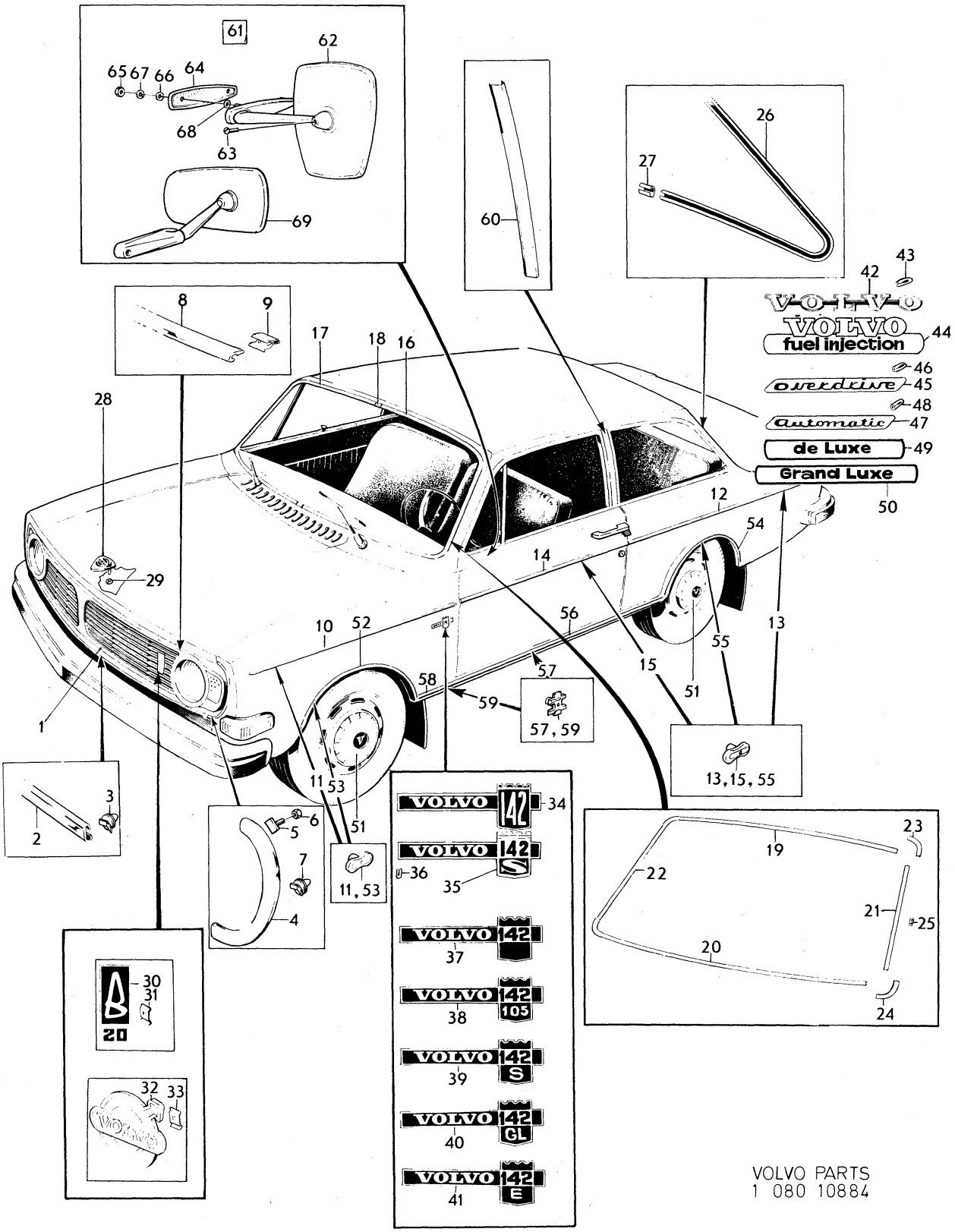

VOLVO PARTS
1 080 10884

Sida / Page	Grupp / Group	Utvändiga prydnadsdetaljer / Utvändig backspegel	Exterior trim / External rear view mirror	Illustration
114	8	142	142	1250 / 10884 / 1979–11

	Pos. Fig.	Antal/Quantity				Artikel nr Part No	Benämning	Description	Sats Kit	B P S R	Anmärkning Notes	
	48	2	–	–	–	192586-6	Fäste	Anchorage			BW35 CH –21514	1560
	49	1	–	–	–	687217-0	Emblem de luxe	De luxe emblem			B20A, B20B, B20D,	1570
											CH 178960–.	1580
											EXCL USA, CAN	1590
	50	1	–	–	–	687219-6	Emblem Grand Luxe	Grand Luxe emblem			B20E EXCL USA, CAN	2010
		1	–	–	–	376358-8	Emblem Europa	Europa emblem		8		2011
	51	–	–	–	–		Navkapsel	Hub cap			SE GRUPP 6	2020
		–	–	–	–		Sats för montering av	Trim moulding kit,		8	ACC	2140
							prydnadslister fram–	front and rear				2150
							och bakskärm	mudguards				2160
	52	1	–	–	–	679319-4	•Prydnadslist, V	•Trim moulding, L			6) CH –OMKR 112400	2170
		1	–	–	–	684442-7	•Prydnadslist, V	•Trim moulding, L			6)	2180
											CH OMKR 112400–181275	2190
		1	–	–	–	680262-3	•Prydnadslist, V	•Trim moulding, L			6) CH OMKR 181275–	2200
		1	–	–	–	679320-2	•Prydnadslist, H	•Trim moulding, R			6) CH –OMKR 112400	2210
		1	–	–	–	684443-5	•Prydnadslist, H	•Trim moulding, R			6)	2220
											CH OMKR 112400–181275	2230
		1	–	–	–	680263-1	•Prydnadslist, H	•Trim moulding, R			6) CH OMKR 181275–	2240
x	53	18	–	–	–	1247708-9	•Fäste	•Anchorage			(679885)	2250
	54	1	–	–	–	679343-4	•Prydnadslist, V	•Trim moulding, L			6)	2270
		1	–	–	–	679344-2	•Prydnadslist, H	•Trim moulding, R			6)	2280
x	55	16	–	–	–	1247708-9	•Fäste	•Anchorage			(679885)	2290
		1	–	–	–	281097-6	Sats för montering av	Trim moulding kit		8		2300
							prydnadslister	bottom rail				2310
							bottensvällare					2320
	56	2	–	–	–	679346-7	•Prydnadslist	•Trim moulding			6)	2330
	57	16	–	–	–	680462-9	•Fäste	•Anchorage			6)	2340
	58	1	–	–	–	680466-0	•Prydnadslist, V	•Trim moulding, L			6)	2350
		1	–	–	–	680467-8	•Prydnadslist, H	•Trim moulding, R			6)	2360
	59	4	–	–	–	680462-9	•Fäste	•Anchorage			6)	2370
		–	–	–	–		Sats för montering av	Trim moulding kit		8	6) (281440)	2380
							prydnadslister	centre pillar				2390
							mellanstolpe					2400
	60	–	–	–	–		•Prydnadslist	•Trim moulding		8	6)	2410
x	61	1	–	–	–	276614-5	Backspegel, klart	Rear view mirror,			(281497)	2420
							plant glas	clear, flat glass			281497–8	2430
x		2	–	–	–	276613-7	Backspegel, blåtonat	Rear view mirror,			(276612)	2460
							konvext glas	blue–tinted convex glass				2470
	62	1	–	–	–	681610-2	•Backspegelhuvud,	•Mirror head			ERS AV 1 ST 1213607–3	2480
							klart plant glas	clear flat glass				2490
x		1	–	–	–	1213607-3	•Backspegelhuvud,	•Mirror head,			(681610)	2500
							blåtonat plant glas	blue–tinted flat glass				2510
x		2	–	–	–	1213609-9	•Backspegelhuvud,	•Mirror head,			(681611)	2520
							blåtonat konvext glas	blue–tinted convex glass				2530
	63	2	–	–	–	956204-2	•Skruv	•Screw			TID UTF M6 (956313)	2540
		2	–	–	–	941637-1	•Skruv	•Screw			SEN UTF M5	2550
	64	2	–	–	–	679979-5	•Packning	•Gasket				2560
	65	4	–	–	–	955781-0	•Mutter	•Nut				2580
	66	4	–	–	–	683499-8	•Bricka	•Washer				2600
	67	4	–	–	–	955948-5	•Låsbricka	•Lock washer				3020
	68	2	–	–	–	955893-3	•Bricka	•Washer				3040
		2	–	–	–	961328-2	•Skruv	•Screw			SWEDEN. L 14	3051
		2	–	–	–	961332-4	•Skruv	•Screw			SWEDEN. L 25	3052
x	69	1	–	–	–	276613-7	Backspegel	Rear view mirror			FRANCE, GERMANY	3060
											(1211279)	3061

6. Ej standardutrustning. Säljes som tillbehör. Optional extra. N'est pas equipement standard. Est vendur comme accessoire. Nicht serienmässig. Verkauf als Zubehör. No forma parti del equipo standard. Se vende como accesorio.

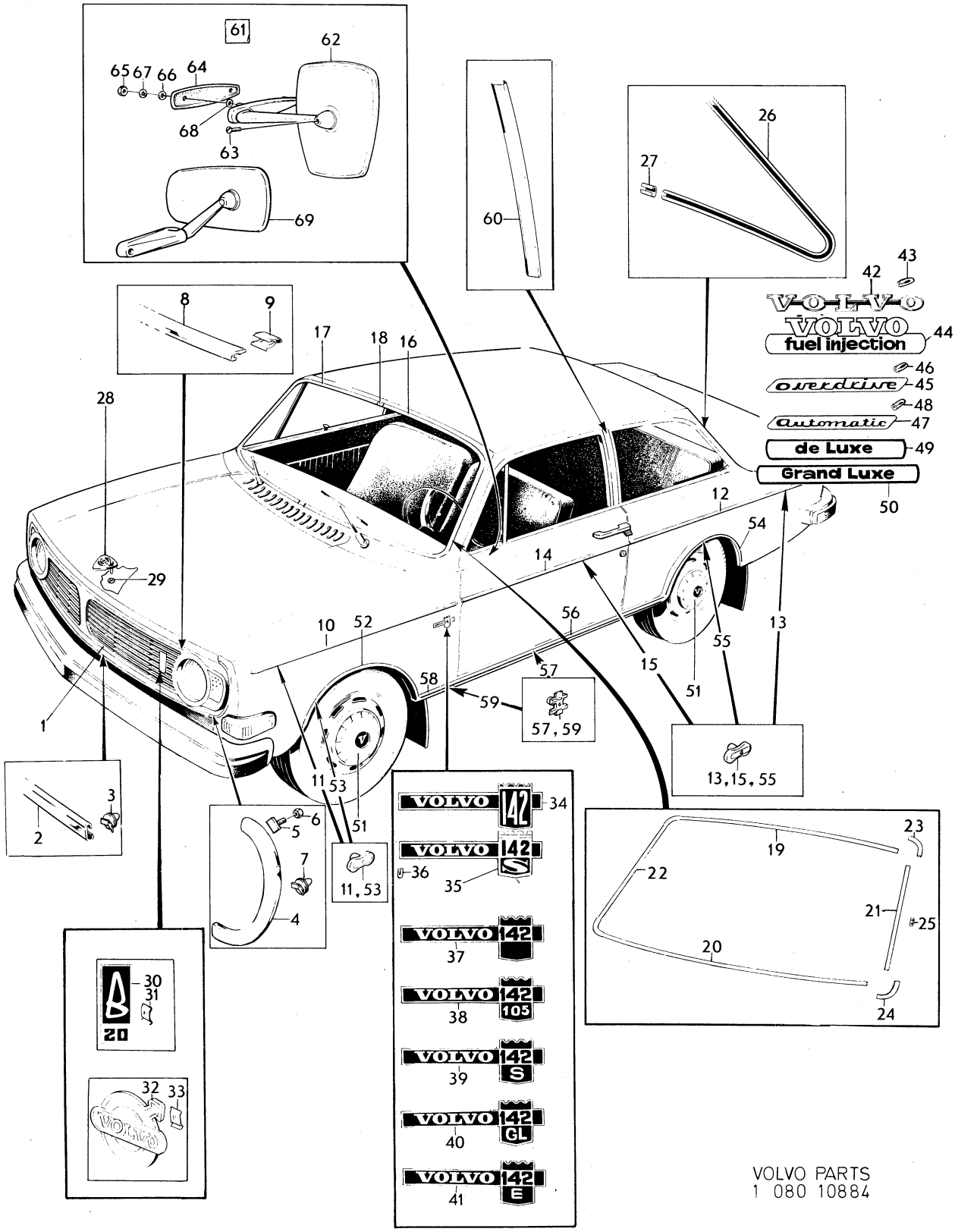

VOLVO PARTS
1 080 10884

Sida Page	Grupp Group	Utvändiga prydnadsdetaljer / Utvändig backspegel	Exterior trim / External rear view mirror	Illustration 1300 / 10885
116	8	144	144	1979–11

Pos. Fig.	Antal/Quantity				Artikel nr Part No	Benämning	Description	Sats Kit	B P S R	Anmärkning Notes	
1	1	–	–	–		Kylargaller	Radiator grille			SE KYLARGALLER	0020
										SEE RADIATOR GRILLE	0040
2	1	–	–	–	677622-3	Prydnadslist	Trim moulding				0060
3	8	–	–	–	679898-7	Fäste	Anchorage			(677624)	0080
4	1	–	–	–	677551-4	Prydnadslist, V	Trim moulding, L				0100
	1	–	–	–	677552-2	Prydnadslist, H	Trim moulding, R				0120
5	2	–	–	–	679898-7	Fäste	Anchorage			13) (670329)	0140
6	2	–	–	–	940092-0	Mutter	Nut			13)	0160
7	6	–	–	–	679898-7	Fäste	Anchorage				0180
8	1	–	–	–	677596-9	Prydnadslist	Trim moulding				0200
9	10	–	–	–	677621-5	Fjäderklammer	Spring clip				0220
10	2	–	–	–	677534-0	Prydnadslist	Trim moulding				0240
x 11	12	–	–	–	1247708-9	Fäste	Anchorage			(679885)	0260
12	2	–	–	–	677535-7	Prydnadslist	Trim moulding				0280
x 13	14	–	–	–	1247708-9	Fäste	Anchorage			(679885)	0300
14	2	–	–	–	677537-3	Prydnadslist	Trim moulding				0320
x 15	10	–	–	–	1247708-9	Fäste	Anchorage			(679885)	0340
16	2	–	–	–	677538-1	Prydnadslist	Trim moulding				0360
x 17	10	–	–	–	1247708-9	Fäste	Anchorage			(679885)	0380
18	1	–	–	–	680153-4	Prydnadslist, V	Trim moulding, L			42) (675865)	0400
19	1	–	–	–	680154-2	Prydnadslist, H	Trim moulding, R			42) (675866)	0420
20	2	–	–	–	675869-2	Skarvbleck	Junction			42)	0440
21	1	–	–	–	682021-1	Prydnadslist, övre	Trim moulding, upper			43)	0460
22	1	–	–	–	682022-9	Prydnadslist, undre	Trim moulding, lower			43)	0480
23	1	–	–	–	682023-7	Prydnadslist, V	Trim moulding, L			43)	0500
24	1	–	–	–	682023-7	Prydnadslist, H	Trim moulding, R			43) (682024)	0520
25	2	–	–	–	682025-2	Skarvstycke, övre	Junction, upper			43)	0540
26	2	–	–	–	687955-5	Skarvstycke, undre	Junction, lower			43) (682026)	0560
27	23	–	–	–	682321-5	Fäste	Anchorage			43)	0580
28	1	–	–	–	675867-6	Prydnadslist, V	Trim moulding, L				0600
	1	–	–	–	675868-4	Prydnadslist, H	Trim moulding, R				0620
29	2	–	–	–	675869-2	Skarvbleck	Junction				0640
30	1	–	–	–	676344-5	Prydnadslist, V	Trim moulding, L				0660
	1	–	–	–	676345-2	Prydnadslist, H	Trim moulding, R				0680
31	1	–	–	–	677853-4	Emblem	Emblem			CH –194139	0700
	2	–	–	–	664621-0	Fäste	Anchorage			CH –33620	0720
32	2	–	–	–	191695-6	Fäste	Anchorage			CH 33621–194139	0740
33	1	–	–	–	673702-7	Emblem	Emblem			B20 –194139	0760
34	2	–	–	–	671405-9	Clips	Clip			B20, CH –89799	0780
35	1	–	–	–	670900-0	Emblem Volvo	Volvo emblem			BAS CH 194140–	0800
36	2	–	–	–	671405-9	Clips	Clip			BAS CH 194140–	0820
37	2	–	–	–	677716-3	Emblem Volvo 144	Volvo 144 emblem			B18A, B20A, CH –194139	0840
38	2	–	–	–	677797-3	Emblem Volvo 144 S	Volvo 144 S emblem			B18B, B20B, CH –194139	0860
39	4	–	–	–	664621-0	Fäste	Anchorage			CH –66318	0880
40	2	–	–	–	687205-5	Emblem Volvo 144	Volvo 144 emblem			B20A CH 194140–	0900
41	2	–	–	–	687211-3	Emblem Volvo 144 S	Volvo 144 S emblem			B20B CH 194140–	0920
42	2	–	–	–	687208-9	Emblem Volvo 144 105	Volvo 144 105 emblem			B20D CH 194140–263069	0940
	2	–	–	–	1211095-3	Emblem Volvo 144 110	Volvo 144 110 emblem			B20D CH 263070–	0960
43	2	–	–	–	687214-7	Emblem Volvo 144 GL	Volvo 144 GL emblem			B20E, B20F	0980
	–	–	–	–						EXCL USA, CAN	1000
43a	2	–	–	–	687216-2	Emblem Volvo 144 E	Volvo 144 E emblem			B20E, B20F USA, CAN	1020
44	1	–	–	–	677724-7	Emblem	Emblem				1040
45	2	–	–	–	192586-6	Fäste	Anchorage			CH –63696	1060
46	1	–	–	–	670566-9	Emblem Overdrive	Overdrive emblem			M41 CH –194139	1080

13. 144 CH –27217 excl 177745–17899, 18758–19007, 20230–20479, 21595–21844, 23975–24394, 24974–25073, 26139–26418.
42. Monteras i samband med vindruta fastsatt med gummilist. Fitted in conjunction with windscreen attached with rubber moulding. A monter avec pare–brise fixé par joint caoutchouc. Ist zusammen mit der mit Gummileiste eingebauten Windschutzscheibe zu montieren. Se monta en conexión con parabrisas fijados con listones de goma.
43. Monteras i samband med limmad vindruta. Fitted in conjunction with bonded windscreen. A monter avec pare–brise fixé à la colle. Ist zusammen mit der geklebten Windschutzscheibe zu montieren. Se monta en conexión con parabrisas encolodos.

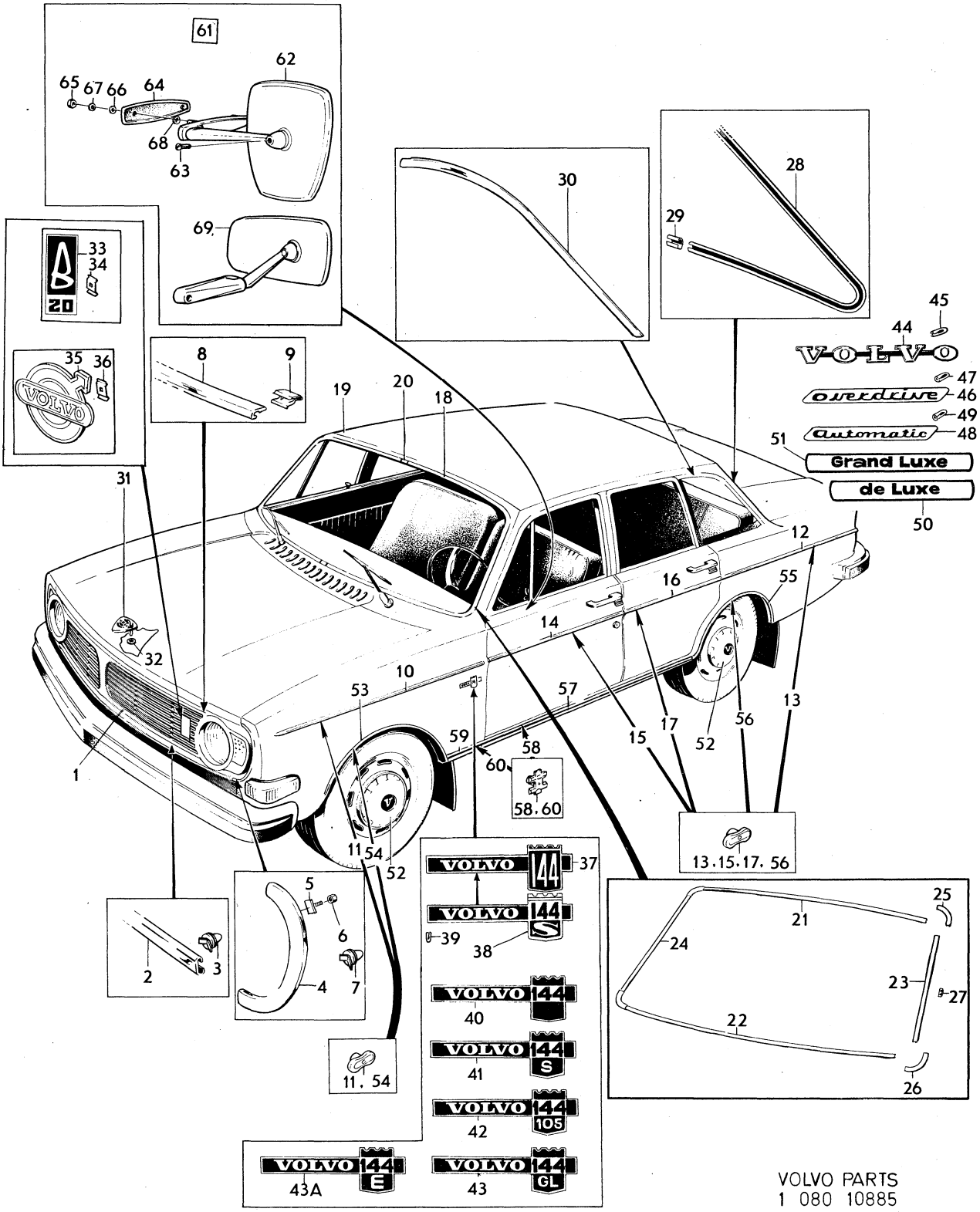

VOLVO PARTS
1 080 10885

Sida / Page	Grupp / Group	Utvändiga prydnadsdetaljer / Utvändig backspegel	Exterior trim / External rear view mirror	Illustration	1300
118	8	144	144	1979–11	

	Pos. Fig.	Antal/Quantity				Artikel nr Part No	Benämning	Description	Sats Kit	B P S R	Anmärkning Notes	
		1	–	–	–	687224-6	Emblem Overdrive	Overdrive emblem			M41 CH 194140–	1100
	47	2	–	–	–	192586-6	Fäste	Anchorage			M41 CH –63696	1120
	48	1	–	–	–	670419-1	Emblem Automatic	Automatic emblem			BW35 CH –194139	1140
		1	–	–	–	687225-3	Emblem Automatic	Automatic emblem			BW35 CH 194140–	1160
	49	2	–	–	–	192586-6	Fäste	Anchorage			BW35 CH –63696	1180
	50	1	–	–	–	687217-0	Emblem de Luxe	De luxe emblem			B20A, B20B, B20D,	1200
											CH 194140–.	1220
											EXCL USA, CAN	1240
	51	1	–	–	–	687219-6	Emblem Grand Luxe	Grand Luxe emblem			B20E EXCL USA, CAN	1260
		1	–	–	–	376339-8	Emblem Grand Luxe	Grand Luxe emblem		8	VENV 1443851	1280
	52	–	–	–	–		Navkapsel	Hub cap			SE GRUPP 6	1300
												1320
		1	–	–	–		Sats för montering av	Trim moulding kit,		8	ACC	1340
							prydnadslister fram	front and rear				1360
							och bakskärm	mudguards				1380
	53	1	–	–	–	679319-4	•Prydnadslist, V	•Trim moulding, L			6) CH –OMKR 138700	1400
		1	–	–	–	684442-7	•Prydnadslist, V	•Trim moulding, L			6)	1420
											CH OMKR 138700–195441,	1440
											195501–196106.	1460
		1	–	–	–	680262-3	•Prydnadslist, V	•Trim moulding, L			6) CH OMKR 196107–	1480
											INKL 195442–195500	1500
		1	–	–	–	679320-2	•Prydnadslist, H	•Trim moulding, R			6) CH –OMKR 138700	1520
		1	–	–	–	684443-5	•Prydnadslist, H	•Trim moulding, R			6)	1540
											CH OMKR 138700–195441,	1560
											195501–196106	1580
		1	–	–	–	680263-1	•Prydnadslist, H	•Trim moulding, R			6) CH OMKR 196107–,	1600
											INKL 195542–195500	1620
x	54	16	–	–	–	1247708-9	•Fäste	•Anchorage			(679885) TID UTF	1640
x		18	–	–	–	1247708-9	•Fäste	•Anchorage			(679885) SEN UTF	1660
	55	1	–	–	–	679343-4	•Prydnadslist, V	•Trim moulding, L			6)	1680
		1	–	–	–	679344-2	•Prydnadslist, H	•Trim moulding, R			6)	1700
x	56	16	–	–	–	1247708-9	•Fäste	•Anchorage			(679885)	1720
		1	–	–	–	281097-6	Sats för montering av	Trim moulding kit		8	ACC	1740
							prydnadslister	bottom rail				1760
							bottensvällare					1780
	57	2	–	–	–	679346-7	•Prydnadslist	•Trim moulding			6)	1800
	58	16	–	–	–	680462-9	•Fäste	•Anchorage			6)	1820
	59	1	–	–	–	680466-0	•Prydnadslist, V	•Trim moulding, L			6)	1840
		1	–	–	–	680467-8	•Prydnadslist, H	•Trim moulding, R			6)	1860
	60	4	–	–	–	680462-9	•Fäste	•Anchorage			6)	1880
	61	1	–	–	–	679967-0	Backspegel, klart	Rear view mirror,			TID UTF, ERS AV	1900
							plant glas	clear flat glass			1 ST 276614–5	1920
x		1	–	–	–	276614-5	•Backspegel, blåtonat	•Rear view mirror,			SEN UTF (281497)	1940
							plant glas	blue–tinted flat glass				1960
x		2	–	–	–	276613-7	•Backspegel, blåtonat	•Rear view mirror,			SEN UTF (281498)	1980
							konvext glas	blue–tinted convex glass				2000
	62	1	–	–	–	679968-8	•Backspegelhuvud,	•Mirror head			TID UTF	2020
							klart plant glas	clear flat glass			ERS AV 1213607–3	2040
x		1	–	–	–	1213607-3	•Backspegelhuvud,	•Mirror head,			SEN UTF	2060
							blåtonat plant glas	blue–tinted flat glass			(681610)	2080
x		1	–	–	–	1213609-9	•Backspegelhuvud,	•Mirror head,			(681611)	2100
							blåtonat konvext glas	blue–tinted convex glass				2120
	63	2	–	–	–	956204-2	•Skruv	•Screw			TID UTF M6 (956313)	2140
		2	–	–	–	941637-1	•Skruv	•Screw			SEN UTF M5	2160
	64	2	–	–	–	679979-5	•Packning	•Gasket				2180
	65	4	–	–	–	955781-0	•Mutter	•Nut				2200
	66	4	–	–	–	683499-8	•Bricka	•Washer				2220
	67	4	–	–	–	955948-5	•Låsbricka	•Lock washer				2240

6. Ej standardutrustning. Säljes som tillbehör. Optional extra. N'est pas equipement standard. Est vendur comme accessoire. Nicht serienmässig. Verkauf als Zubehör. No forma parti del equipo standard. Se vende como accesorio.

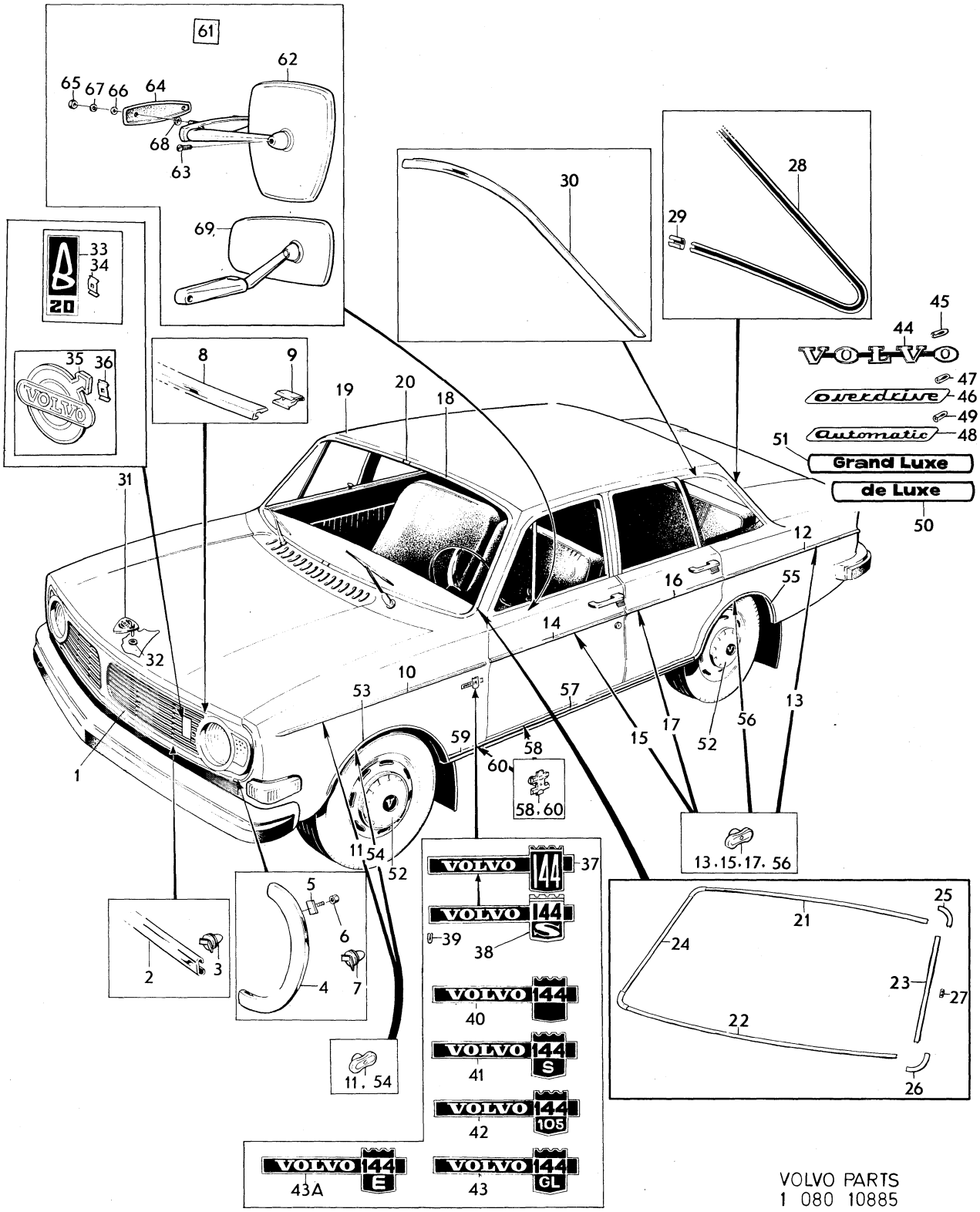

VOLVO PARTS
1 080 10885

Sida Page	Grupp Group	Utvändiga prydnadsdetaljer utvändig backspegel	Exterior trim external rear view mirror	Illustration 10885	1300
120	8	144	144	1979–11	

Pos. Fig.	Antal/Quantity				Artikel nr Part No	Benämning	Description	Sats Kit	B P S R	Anmärkning Notes	
68	1	–	–	–	955893-3	•Bricka	•Washer				2260
	2	–	–	–	961328-2	•Skruv	•Screw			SWEDEN. L 14.	2280
	2	–	–	–	961332-4	•Skruv	•Screw			SWEDEN. L 25.	2300
69	1	–	–	–	1211279-3	Backspegel	Rear view mirror			SPEC UTF FRANCE, GERMANY	2320
	–	–	–	–						ERS AV 1 ST 276613–7	2340

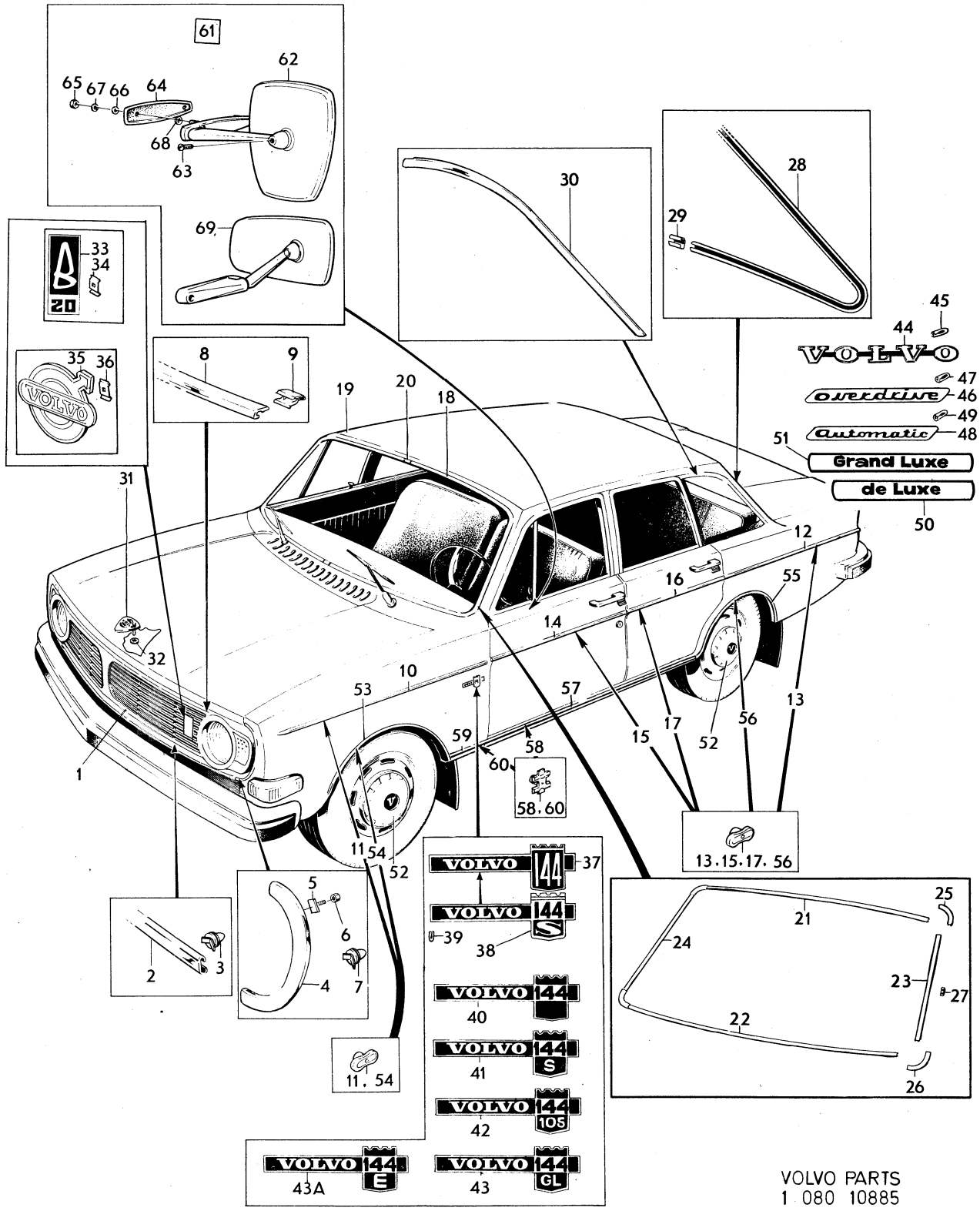

VOLVO PARTS
1 080 10885

Sida / Page	Grupp / Group	Utvändiga prydnadsdetaljer / Utvändig backspegel	Exterior trim / External rear view mirror	Illustration
122	8	145	145	1350 / 10886 / 1979–11

Pos. Fig.	Antal/Quantity				Artikel nr Part No	Benämning	Description	Sats Kit	B P S R	Anmärkning Notes	
1	1	–	–	–		Kylargaller	Radiator grille			SE KYLARGALLER	0020
										SEE RADIATOR GRILLE	0040
2	1	–	–	–	677622-3	Prydnadslist	Trim moulding				0060
3	8	–	–	–	679898-7	Fäste	Anchorage				0080
4	1	–	–	–	677551-4	Prydnadslist, V	Trim moulding, L				0100
	1	–	–	–	677552-2	Prydnadslist, H	Trim moulding, R				0120
5	6	–	–	–	679898-7	Fäste	Anchorage				0140
6	1	–	–	–	677596-9	Prydnadslist	Trim moulding				0160
7	10	–	–	–	677621-5	Fjäderklammer	Spring clip				0180
8	2	–	–	–	677534-0	Prydnadslist	Trim moulding				0200
x 9	12	–	–	–	1247708-9	Fäste	Anchorage			(679885)	02
10	2	–	–	–	679016-6	Prydnadslist	Trim moulding				02
x 11	16	–	–	–	1247708-9	Fäste	Anchorage			(679885)	0260
12	2	–	–	–	677537-3	Prydnadslist	Trim moulding				0280
x 13	10	–	–	–	1247708-9	Fäste	Anchorage			(679885)	0300
14	2	–	–	–	677538-1	Prydnadslist	Trim moulding				0320
x 15	10	–	–	–	1247708-9	Fäste	Anchorage			(679885)	03
16	1	–	–	–	1213150-4	Prydnadslist, V	Trim moulding, L			NT (682718)	03
x	1	–	–	–	1213151-2	Prydnadslist, H	Trim moulding			NT (682719)	0380
17	2	–	–	–	680609-5	Prydnadslist	Trim moulding			NT	0400
18	1	–	–	–	680610-3	Prydnadslist, V	Trim moulding, L			NT	0420
	1	–	–	–	680611-1	Prydnadslist, H	Trim moulding, R			NT	0440
19	4	–	–	–	680612-9	Skarvbleck	Junction			NT	0460
20	1	–	–	–	680153-4	Prydnadslist, V	Trim moulding, L			42)	0480
	1	–	–	–	680154-2	Prydnadslist, H	Trim moulding, R			42)	0500
21	2	–	–	–	675869-2	Skarvbleck	Junction			42)	0520
21a	1	–	–	–	682021-1	Prydnadslist, övre	Trim moulding, upper			43)	0540
21b	1	–	–	–	682022-9	Prydnadslist, undre	Trim moulding, lower			43)	0560
21c	1	–	–	–	682023-7	Prydnadslist, V	Trim moulding, L			43)	0580
21d	1	–	–	–	682024-5	Prydnadslist, H	Trim moulding, R			43) ERS AV 682023-7	0600
21e	2	–	–	–	682025-2	Skarvstycke, övre	Junction, upper			43)	0620
21f	–	–	–	–	687955-5	Skarvstycke, undre	Junction, lower			43) (682026)	0640
21g	23	–	–	–	682321-5	Fäste	Anchorage			43)	0660
22	1	–	–	–	677020-0	Prydnadslist, V	Trim moulding, L			NT	0680
	1	–	–	–	677021-8	Prydnadslist, H	Trim moulding, R			NT	0700
23	2	–	–	–	660151-2	Skarvbleck	Junction			NT	0720
24	1	–	–	–	677348-5	Prydnadslist, V	Trim moulding, L			NT	0740
	1	–	–	–	677349-3	Prydnadslist, H	Trim moulding, R			NT	07
25	1	–	–	–	677360-0	Prydnadslist, V	Trim moulding, L			NT CH –61599	07
	1	–	–	–	677361-8	Prydnadslist, H	Trim moulding, R			NT CH –61599	0800
26	1	–	–	–	677352-7	Prydnadslist, V	Trim moulding, L			NT CH –61599	0820
	1	–	–	–	677353-5	Prydnadslist, H	Trim moulding, R			NT CH –61599	0840
27	1	–	–	–	677350-1	Prydnadslist, V	Trim moulding, L			NT CH –61599	0860
	1	–	–	–	677351-9	Prydnadslist, H	Trim moulding, R			NT CH –61599	088
27a	1	–	–	–	683085-5	Prydnadslist, V	Trim moulding, L			NT CH 61600–	09
	1	–	–	–	683086-3	Prydnadslist, H	Trim moulding, R			NT CH 61600–	092
27b	2	–	–	–	683087-1	Prydnadslist, nedre	Trim moulding, lower			NT CH 61600–	0940
27c	2	–	–	–	683088-9	Skarvbleck	Junction			NT CH 61600–	0960
28	1	–	–	–	677853-4	Emblem	Emblem			CH –61599	0980
29	1	–	–	–	191695-6	Fäste	Anchorage			CH –61599	1000
30	1	–	–	–	673702-7	Emblem	Emblem			B20, CH –61599	1020
31	2	–	–	–	671405-9	Clips	Clip			B20, CH –9199	1040
32	1	–	–	–	670900-0	Emblem Volvo	Volvo emblem			BAS, HT, CH 61600–	1060
33	2	–	–	–	671405-9	Clips	Clip			BAS, HT, CH 61600–	1080

42. Monteras i samband med vindruta fastsatt med gummilist. Fitted in conjunction with windscreen attached with rubber moulding. A monter avec pare–brise fixé par joint caoutchouc. Ist zusammen mit der mit Gummileiste eingebauten Windschutzscheibe zu montieren. Se monta en conexión con parabrisas fijados con listones de goma.

43. Monteras i samband med limmad vindruta. Fitted in conjunction with bonded windscreen. A monter avec pare–brise fixé à la colle. Ist zusammen mit der geklebten Windschutzscheibe zu montieren. Se monta en conexión con parabrisas encolodos.

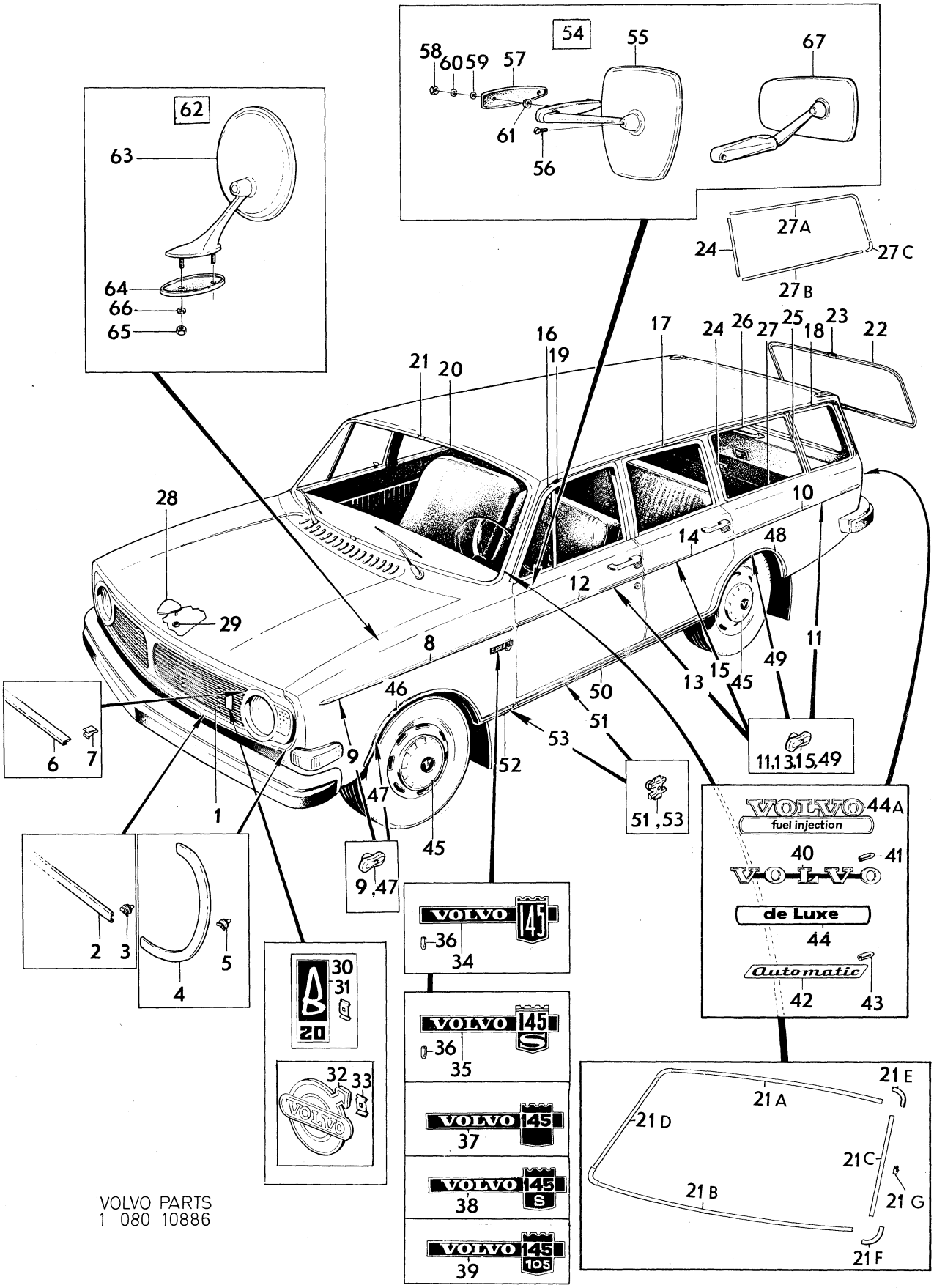

VOLVO PARTS
1 080 10886

Sida / Page	Grupp / Group	Utvändiga prydnadsdetaljer / Utvändig backspegel	Exterior trim / External rear view mirror	Illustration
124	8	145	145	1350 / 10886 / 1979–11

Pos. Fig.	Antal/Quantity	Artikel nr Part No	Benämning	Description	Sats Kit	BPSR	Anmärkning Notes	
34	2 – – –	677913-6	Emblem Volvo 145	Volvo 145 emblem			B18A, B20A, CH –61599	1100 1120
35	2 – – –	678795-6	Emblem Volvo 145 S	Volvo 145 S emblem			B18B, B20B, CH –61599	1140 1160
36	4 – – –	664621-0	Fäste	Anchorage			CH –1007	1180
37	2 – – –	687206-3	Emblem Volvo 145	Volvo 145 emblem			B20A CH 61600–	1200
38	2 – – –	687212-1	Emblem Volvo 145 S	Volvo 145 S emblem			B20B CH 61600–	1220
39	2 – – –	687209-7	Emblem Volvo 145 105	Volvo 145 105 emblem			B20D CH 61600–103379	1240
	2 – – –	1211096-1	Emblem Volvo 145 110	Volvo 145 110 emblem			B20D CH 103380–	1260
	2 – – –	685725-4	Emblem Volvo 145 E	Volvo 145 E emblem			B20E, B20F	1280
40	1 – – –	677724-7	Emblem	Emblem				
41	2 – – –	192586-6	Fäste	Anchorage			CH –757	1320
42	1 – – –	670419-1	Emblem Automatic	Automatic emblem			BW35 CH –61599	1340
	1 – – –	687225-3	Emblem Automatic	Automatic emblem			BW35 CH 61600–	1360
43	2 – – –	192586-6	Fäste	Anchorage			BW35 CH –757	1380
44	1 – – –	687217-0	Emblem de Luxe	De Luxe emblem			B20A, B20B, B20D, CH 61600–. EXCL USA, CAN	1400 1440
44a	1 – – –	685734-6	Emblem Fuel injection	Fuel injection emblem			B20F USA, CAN	1460
45	– – – –		Navkapsel	Hub cap			SE GRUPP 6	1480
	– – – –		Prydnadslister fram– och bakskärm	Trim mouldings, front and rear mudguards				1500 1520 1540
	1 – – –	282024-9	Sats för montering av prydnadslister fram– och bakskärm	Trim moulding kit, front and rear mudguards			6) CH OMKR 30900–62680 ERS AV 1 ST 684442–7, 1 ST 684443–5, 1 ST 679343–4, 1 ST 679344–2 34 ST 679885–4 1 ST 540465–2.	1560 1580 1600 1620 1640 1660 1680 1700
	1 – – –		Sats för montering av prydnadslister fram– och bakskärm	Trim moulding kit, front and rear mudguards		8	ACC	1720 1740 1760
46	1 – – –	679319-4	•Prydnadslist, V	•Trim moulding, L			6) CH –OMKR 30900	1780
	1 – – –	684442-7	•Prydnadslist, V	•Trim moulding, L			6) CH OMKR 30900–62680	1800 1820
	1 – – –	680262-3	•Prydnadslist, V	•Trim moulding, L			6) CH OMKR 62680–	1
	1 – – –	679320-2	•Prydnadslist, H	•Trim moulding, R			6) CH –OMKR 30900	1860
	1 – – –	684443-5	•Prydnadslist, H	•Trim moulding, R			6) CH OMKR 30900–62680	1880 1900
	1 – – –	680263-1	•Prydnadslist, H	•Trim moulding, R			6) CH OMKR 62680–	1920
x 47	16 – – –	1247708-9	•Fäste	•Anchorage			TID UTF (679885)	1940
x	18 – – –	1247708-9	•Fäste	•Anchorage			SEN UTF (679885)	1960
48	1 – – –	679343-4	•Prydnadslist, V	•Trim moulding, L			6)	1
	1 – – –	679344-2	•Prydnadslist, H	•Trim moulding, R			6)	2000
x 49	16 – – –	1247708-9	•Fäste	•Anchorage				2020
	1 – – –	281097-6	Sats för montering av prydnadslister bottensvällare	Trim moulding kit bottom rail		8		2040 2060 2080
50	2 – – –	679346-7	•Prydnadslist	•Trim moulding			6)	2100
51	16 – – –	680462-9	•Fäste	•Anchorage			6)	2120
52	1 – – –	680466-0	•Prydnadslist, V	•Trim moulding, L			6)	2140
	1 – – –	680467-8	•Prydnadslist, H	•Trim moulding, R			6)	2160
53	4 – – –	680462-9	•Fäste	•Anchorage			6)	2180
54	2 – – –	679967-0	Backspegel, klart plant glas	Rear view mirror, clear flat glass			TID UTF. ERS AV 1 ST 276614–5	2200 2220

6. Ej standardutrustning. Säljes som tillbehör. Optional extra. N'est pas equipement standard. Est vendur comme accessoire. Nicht serienmässig. Verkauf als Zubehör. No forma parti del equipo standard. Se vende como accesorio.

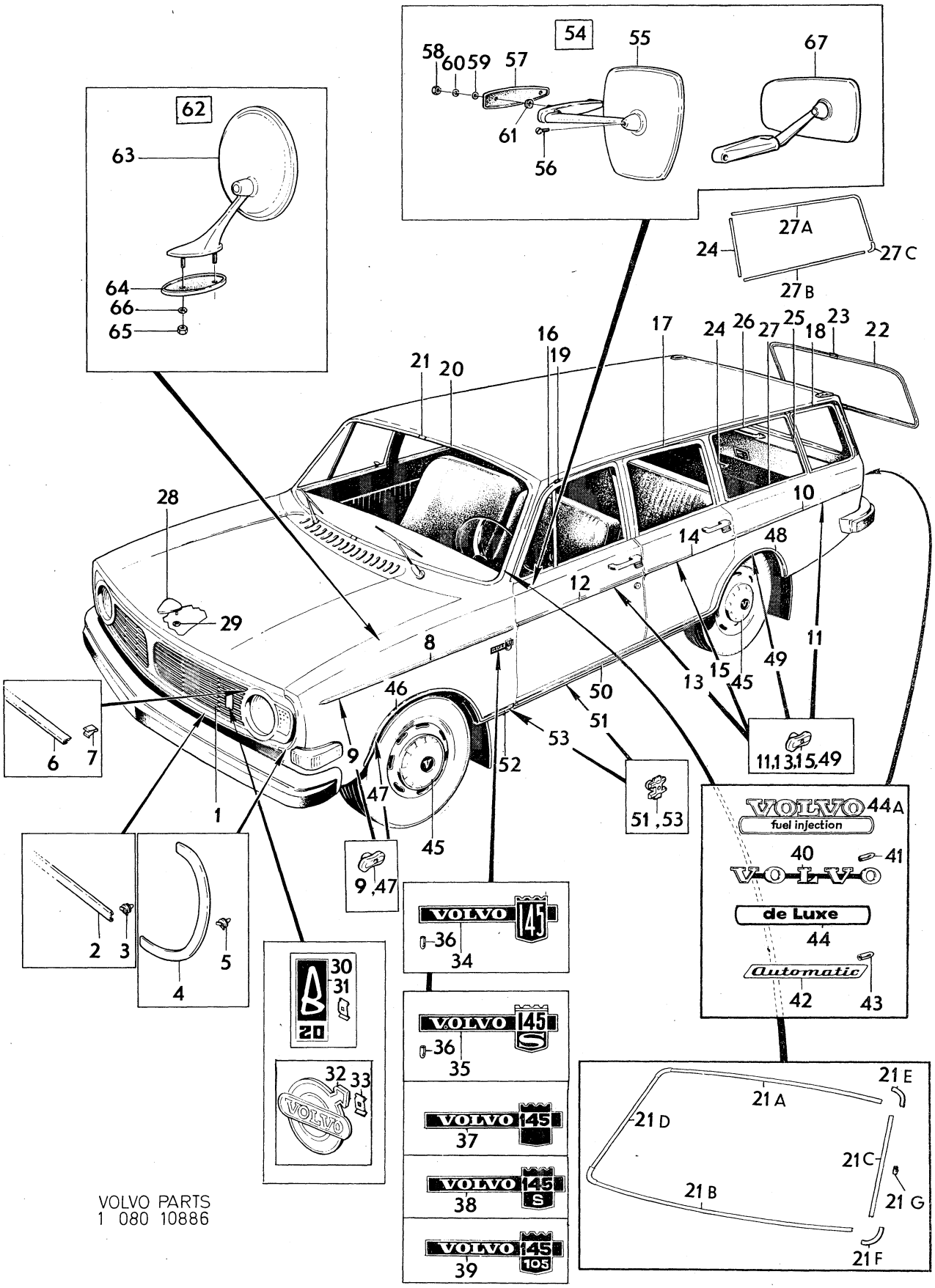

VOLVO PARTS
1 080 10886

Sida / Page	Grupp / Group	Utvändiga prydnadsdetaljer / Utvändig backspegel	Exterior trim / External rear view mirror	Illustration
126	8	145	145	1350 10886 1979–11

Pos. Fig.	Antal/Quantity	Artikel nr Part No	Benämning	Description	Sats Kit	B P S R	Anmärkning Notes	
x	2 – – –	276614-5	Backspegel, blåtonat plant glas	Rear view mirror, blue–tinted flat glass			SEN UTF (281497)	2240 2260
x	2 – – –	276613-7	Backspegel, blåtonat konvext glas	Rear view mirror, blue–tinted convext glass			SEN UTF (276612)	2280 2300 2320
55	2 – – –	679968-8	•Backspegelhuvud, klart plant glas	•Mirror head, clear flat glass			TID UTF ERS AV 1 ST 276614–5	2340 2360
x	2 – – –	1213607-3	•Backspegelhuvud, blåtonat plant glas	•Mirror head, blue–tinted flat glass			SEN UTF (681610)	2380 2400
x	2 – – –	1213609-9	•Backspegelhuvud, blåtonat konvext glas	•Mirror head, blue–tinted convext glass			SEN UTF (681611)	2420 2440 .60
56	2 – – –	956204-2	•Skruv	•Screw			TID UTF M6 (956313)	2480
	2 – – –	941637-1	•Skruv	•Screw			SEN UTF M5	2500
57	2 – – –	679979-5	•Packning	•Gasket				2520
58	4 – – –	955781-0	•Mutter	•Nut				2540
59	4 – – –	683499-8	•Bricka	•Washer				2560
60	4 – – –	955948-5	•Låsbricka	•Lock washer				30
61	2 – – –	955893-3	•Bricka	•Washer				2600
	2 – – –	961328-2	•Skruv	•Screw			SWEDEN. L 14.	2620
	2 – – –	961332-4	•Skruv	•Screw			SWEDEN. L 25.	2640
62	2 – – –	672637-6	Backspegel	Rear view mirror		8	SWEDEN CH–9199	2660
63	2 – – –		•Backspegelhuvud	•Mirror head		8	(672645)	2680
64	2 – – –	668642-2	Packning	Gasket			SWEDEN CH–9199	2700
65	4 – – –	955781-0	Mutter	Nut			SWEDEN CH–9199	2720
66	4 – – –	955919-6	Fjäderbricka	Spring washer			SWEDEN CH–9199	2740
x 67	2 – – –	276613-7	Backspegel	Rear view mirror			SPEC UTF FRANCE	2760

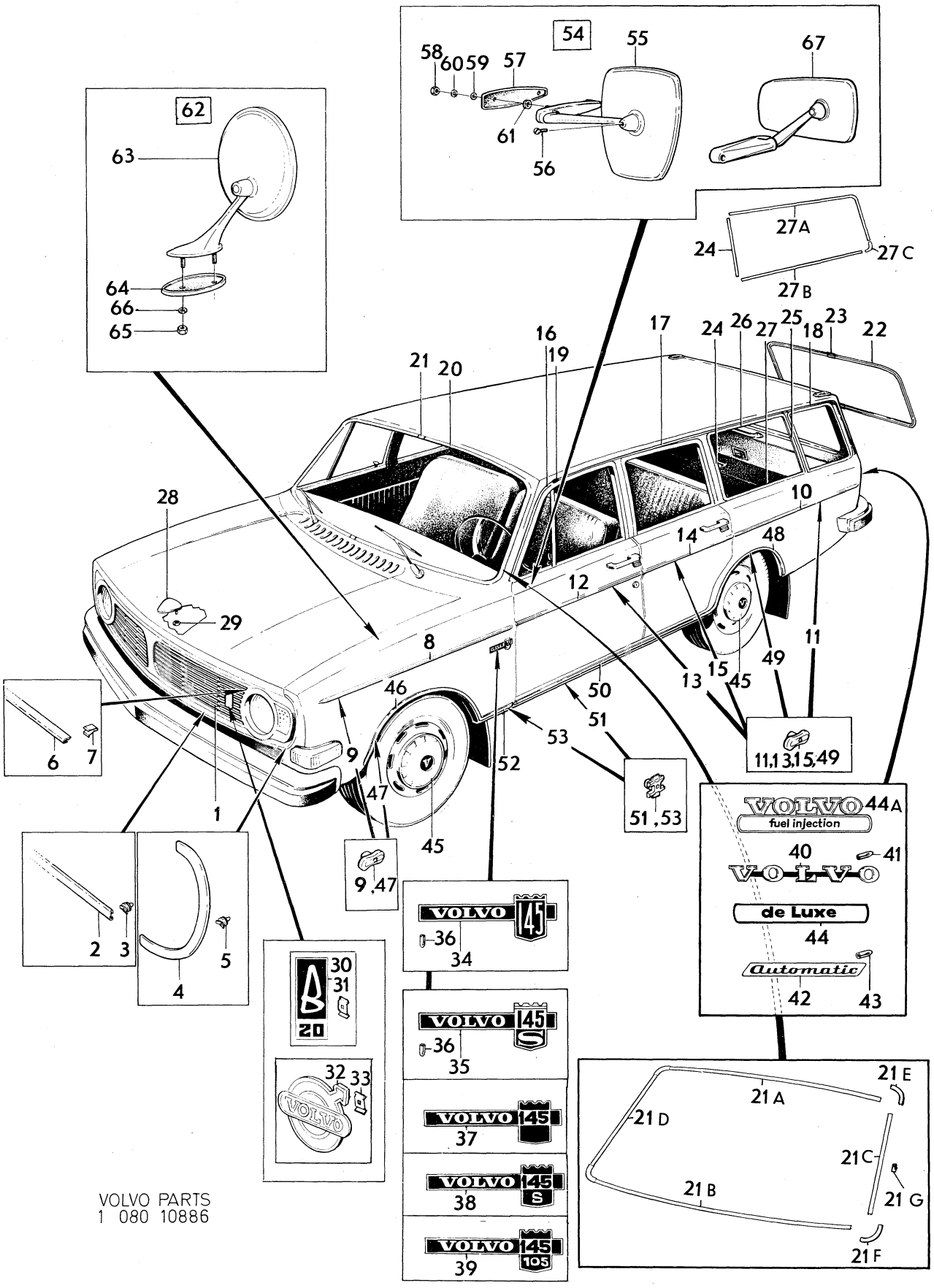

VOLVO PARTS
1 080 10886

Sida / Page	Grupp / Group	Stötfångare	Bumpers	Illustration	1450
		främre nummerplåtshållare	front number plate holder	7636	
128	8			1979–11	

Pos. / Fig.	Antal/Quantity				Artikel nr / Part No	Benämning	Description	Sats / Kit	B P S R	Anmärkning / Notes	
1	1	–	–	–	676009-4	Stötfångare, främre	Bumper, front				1010
2	1	–	–	–	676136-5	Bärjärn, V	Support arm, L				1020
3	1	–	–	–	676137-3	Bärjärn, H	Support arm, R				1030
3a	4	–	–	–	679937-3	Förstärkning	Reinforcement			(679375)	1040
4	4	–	–	–	955560-8	Skruv	Screw				1050
5	4	–	–	–	940280-1	Fjädrande bricka	Resilient washer				1060
6	4	–	–	–	943052-1	Bult	Bolt	S		(192348)	1070
7	4	–	–	–	955827-1	Mutter	Nut	S			1080
8	4	–	–	–	942336-9	Fjädrande bricka	Resilient washer	S			1090
9	1	–	–	–	676051-6	Stötfångarlist	Bumper moulding				1100
10	24	–	–	–	940092-0	Mutter	Nut	S			1110
11	24	–	–	–	192292-1	Bricka	Washer	S			0
12	1	–	–	–	676851-9	Nummerplåtshållare	Number plate holder				1130
13	2	–	–	–	940100-1	Skruv	Bolt				1140
14	2	–	–	–	955825-5	Mutter	Nut				1150
15	2	–	–	–	955920-4	Fjäderbricka	Spring washer				1160
16	2	–	–	–	679376-4	Hållare	Retainer			USA, CAN	1170
17	2	–	–	–	940100-1	Skruv	Bolt			USA, CAN	0
18	2	–	–	–	955825-5	Mutter	Nut			USA, CAN	1190
19	2	–	–	–	955920-4	Fjäderbricka	Spring washer			USA, CAN	1200
19a	4	–	–	–	676911-1	Gummipropp	Rubber plug			USA, CAN, TID UTF	1210
20	1	–	–	–	676241-3	Stötfångare, bakre	Bumper, rear				1220
21	1	–	–	–	676264-5	Bärjärn, V	Support arm, L			STD	1230
	1	–	–	–	674044-3	Bärjärn, V	Support arm, L			TAXI	1240
22	1	–	–	–	676265-2	Bärjärn, H	Support arm, R			STD	1250
	1	–	–	–	674045-0	Bärjärn, H	Support arm, R			TAXI	1260
x 22a	2	–	–	–	248631-4	Cykelställ	Cycle rack			TAXI (248205)	1270
23	6	–	–	–	955534-3	Skruv	Screw	S		STD TID UTF	1280
	6	–	–	–	944209-6	Flänsskruv	Flanged bolt			STD SEN UTF	1290
	6	–	–	–	940115-9	Skruv	Screw			TAXI	1300
24	6	–	–	–	942336-9	Fjädrande bricka	Resilient washer	S		TID UTF	1310
25	4	–	–	–	943052-1	Bult	Bolt	S		(192348)	1320
26	4	–	–	–	955827-1	Mutter	Nut	S			1330
27	4	–	–	–	942336-9	Fjädrande bricka	Resilient washer	S			1340
28	1	–	–	–	676242-1	Stötfångarlist	Bumper moulding				1350
29	22	–	–	–	940092-0	Mutter	Nut	S			1360
30	22	–	–	–	192292-1	Bricka	Washer	S			1370
30a	2	–	–	–		Mellanlägg	Spacer		8	142, 144 TID UTF	1380
31	1	–	–	–	281045-5	Avbäraresats	Overrider kit		8	ACC	0
32	2	–	–	–	679168-5	•Avbärare	•Overrider		8		1400
33	4	–	–	–	942402-9	•Skruv	•Screw				1410
34	4	–	–	–	955834-7	•Mutter	•Nut				1420
35	2	–	–	–	679294-9	•Avbärareskydd	•Overrider rubber		8		1430
	1	–	–	–	273145-3	Monteringssats, främre stötfångare	Installation kit, front bumper				1440
	1	–	–	–	273146-1	Monteringssats, bakre stötfångare	Installation kit, rear bumper				1450 / 1470

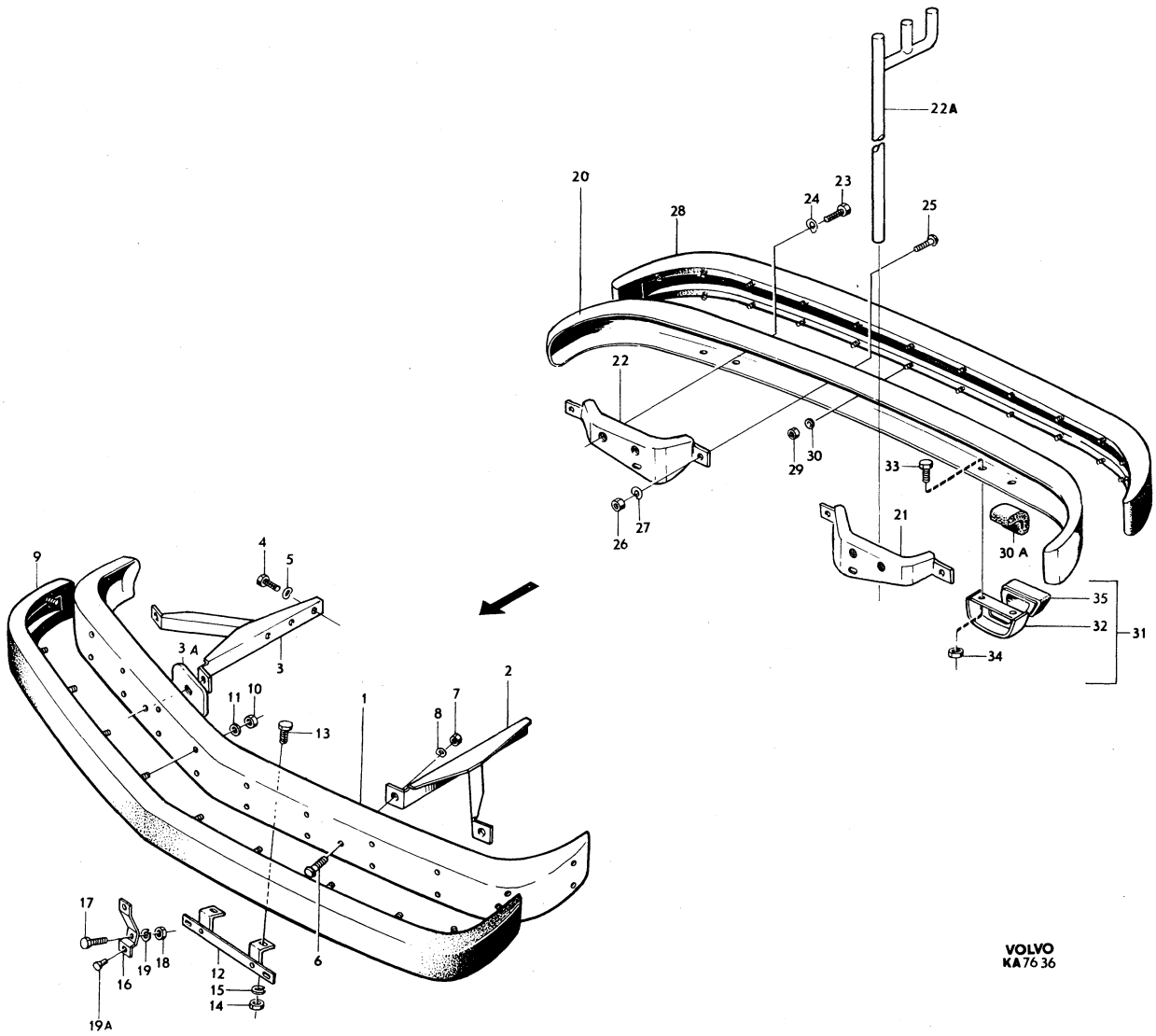
22A
20
23
24
28
25
22
29
30
33
26
27
21
30 A
35
32
31
34
9
4
5
3 A
3
11
10
13
1
7
8
2
6
17
16
19
18
12
15
14
19A
VOLVO
KA 76 36

Sida Page	Grupp Group	Mattor excl VENV	Mats excl VENV	Illustration	1500
		142 CH –178959, 144 CH –194139	142 CH –178959, 144 CH –194139	7624	
130	8	145 CH –61599	145 CH –61599	1979–11	

Pos. Fig.	Antal/Quantity				Artikel nr Part No	Benämning	Description	Sats Kit	BPSR	Anmärkning Notes	
1	1	–	–	–	678077-9	Matta, V	Mat, L			VST. EXCL 142 BAS	0020
	1	–	–	–	678282-5	Matta, V	Mat, L		8	HST.	0040
2	1	–	–	–	678078-7	Matta, H	Mat, R			VST. EXCL 142 BAS	0060
	1	–	–	–	678283-3	Matta, H	Mat, R		8	HST	0080
3	4	–	–	–	671261-6	Gummipropp	Rubber plug				0100
4	1	–	–	–	679084-4	Matta	Mat				0120
5	1	–	–	–	692284-3	Isoleringsmatta, V	Insulating matting, L		8	40)	0140
	1	–	–	–	695158-6	Isoleringsmatta, V	Insulating matting, L			41)	0160
6	1	–	–	–	692285-0	Isoleringsmatta, H	Insulating matting, R			40)	0180
	1	–	–	–	695159-4	Isoleringsmatta, H	Insulating matting, R			41)	0200
7	1	–	–	–	692644-8	Isoleringsmatta	Insulating matting				0220
8	1	–	–	–	692693-5	Matta	Mat		8	40) GV	0240
	1	–	–	–	692694-3	Matta	Mat		8	142 RV BW35 CH–112399	0260
										144 RV, BW35 CH –138699	0280
										145 HV	0300
	1	–	–	–	693912-8	Matta	Mat		8	48) KOMB 616, 619, 724	0320
										727, 730, 733	0340
	1	–	–	–	693913-6	Matta	Mat		8	48) KOMB 617, 620, 725	0360
										728, 731, 734	0380
	1	–	–	–	693914-4	Matta	Mat		8	48) KOMB 618, 621, 726	0400
										729, 732, 735	0420
	1	–	–	–	693911-0	Matta	Mat		8	48) KOMB 625, 627, 736	0440
										738, 740, 742	0460
	1	–	–	–	693910-2	Matta	Mat		8	48) KOMB 626, 628, 737	0480
										739, 741, 743	0500
9	1	–	–	–	679085-1	Matta	Mat			61)	0520
	1	–	–	–	683740-5	Matta	Mat			62)	0540
10	1	–	–	–	692287-6	Isoleringsmatta, V	Insulating matting, L			61)	0560
11	1	–	–	–	692288-4	Isoleringsmatta, H	Insulating matting, R			61) ERS AV 692287–6	0580
	2	–	–	–	695160-2	Isoleringsmatta	Insulating matting			62)	0600
12	1	–	–	–	692087-0	Matta	Mat		8	142 CH–22271	0620
										144 CH–64254	0640
										145 CH –904	0660
	1	–	–	–	692695-0	Matta	Mat		8	142 CH 22272–112399	0680
										144 CH 64255–138699	0700
										145 HV CH 905–30899	0720
	1	–	–	–	695211-3	Matta	Mat		8	145 HV CH 30900–	0740
	1	–	–	–	692696-8	Matta, för vagnar med helt framsäte	Mat, for cars with bench–type front seat		8	144 CH–138699	0760
	1	–	–	–	694107-4	Matta	Mat		8	48) KOMB 616, 619, 724	0800
										727, 730, 733	0820
	1	–	–	–	694108-2	Matta	Mat		8	48) KOMB 617, 620, 725	0840
										728, 731, 734	0860
	1	–	–	–	694109-0	Matta	Mat		8	48) KOMB 618, 621, 726	0880
										729, 732, 735	0900
	1	–	–	–	694106-6	Matta	Mat		8	48) KOMB 625, 627, 736	0920
										738, 740, 742	0940
	1	–	–	–	694105-8	Matta	Mat		8	48) KOMB 626, 628, 737	0960
										739, 741, 743	0980
13	1	–	–	–	678093-6	Matta	Mat			VST	1000
	1	–	–	–	678094-4	Matta	Mat			HST	1020
14	–	–	–	–		Kåpa, växelspak	Boot, gear lever			SE GRUPP 4	1040
14a	–	–	–	–		Kåpa, handbromsspak	Boot, handbrake lever			SE GRUPP 5	1060
15	–	–	–	–		Tröskelplåt	Sill plate			SE DÖRRDETALJER	1080
										SEE DOOR COMPONENTS	1100

40. 142 CH –112399. 144 CH –138699. 145 CH –30899.
41. 142 CH 112400–. 144 CH 138700–. 145 CH 30900–.
48. 142 CH 112400–. 144 CH 138700–.
61. 142 CH –112399. 144 CH –138699. 145 HV CH –30899.
62. 142 CH 112400–. 144 CH 138700–. 145 HV CH 30900–.

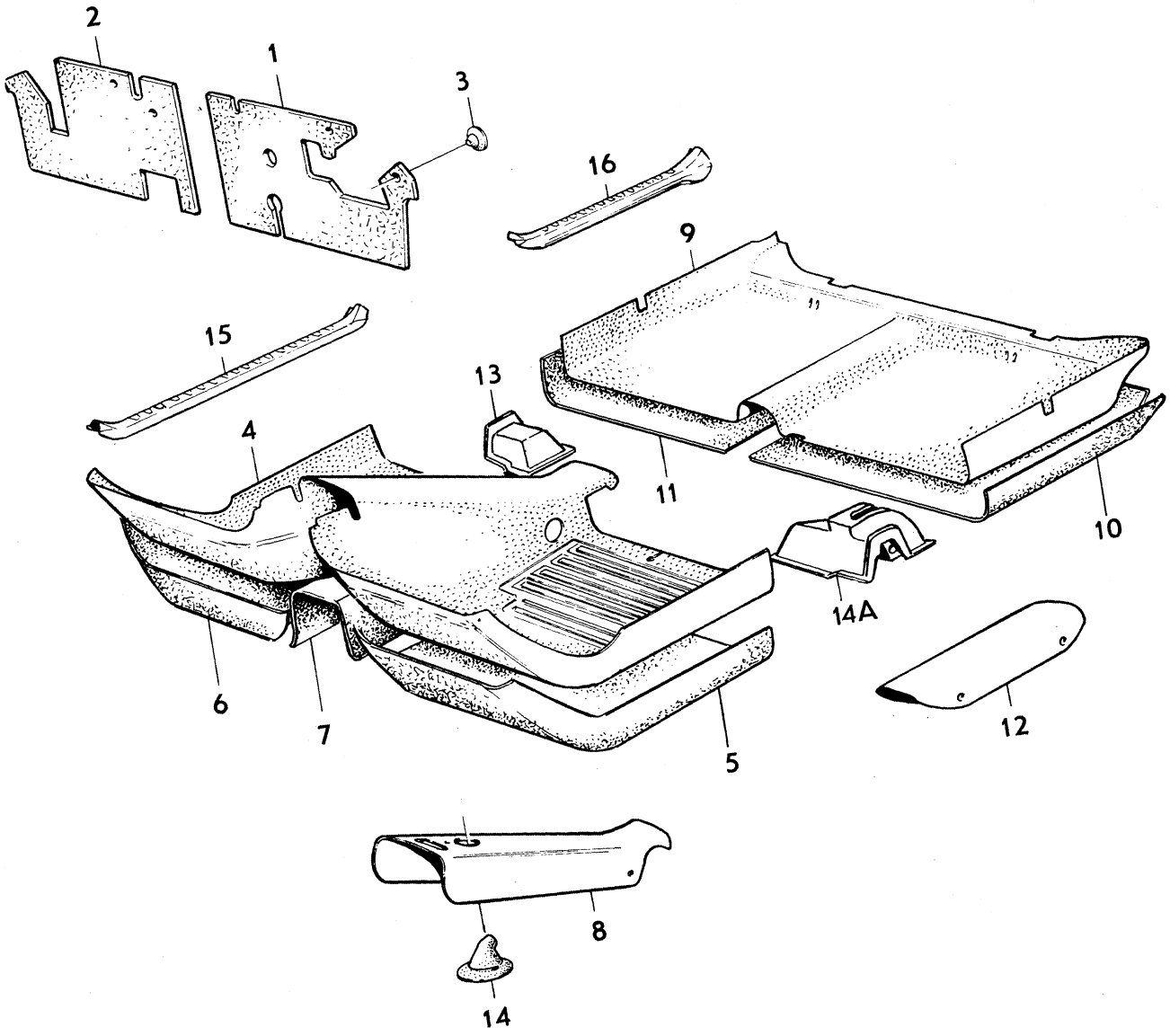

VOLVO
KA 7624

Sida Page	Grupp Group	Mattor excl VENV 142 CH –178959, 144 CH –194139 145 CH –61599	Mats excl VENV 142 CH –178959, 144 CH –194139 145 CH –61599	Illustration 7624 1979–11	1500
132	8				

Pos. Fig.	Antal/Quantity				Artikel nr Part No	Benämning	Description	Sats Kit	B P S R	Anmärkning Notes	
16	–	–	–	–		Tröskelplåt.....	Sill plate.....			SE DÖRRDETALJER SEE DOOR COMPONENTS	1120 1140

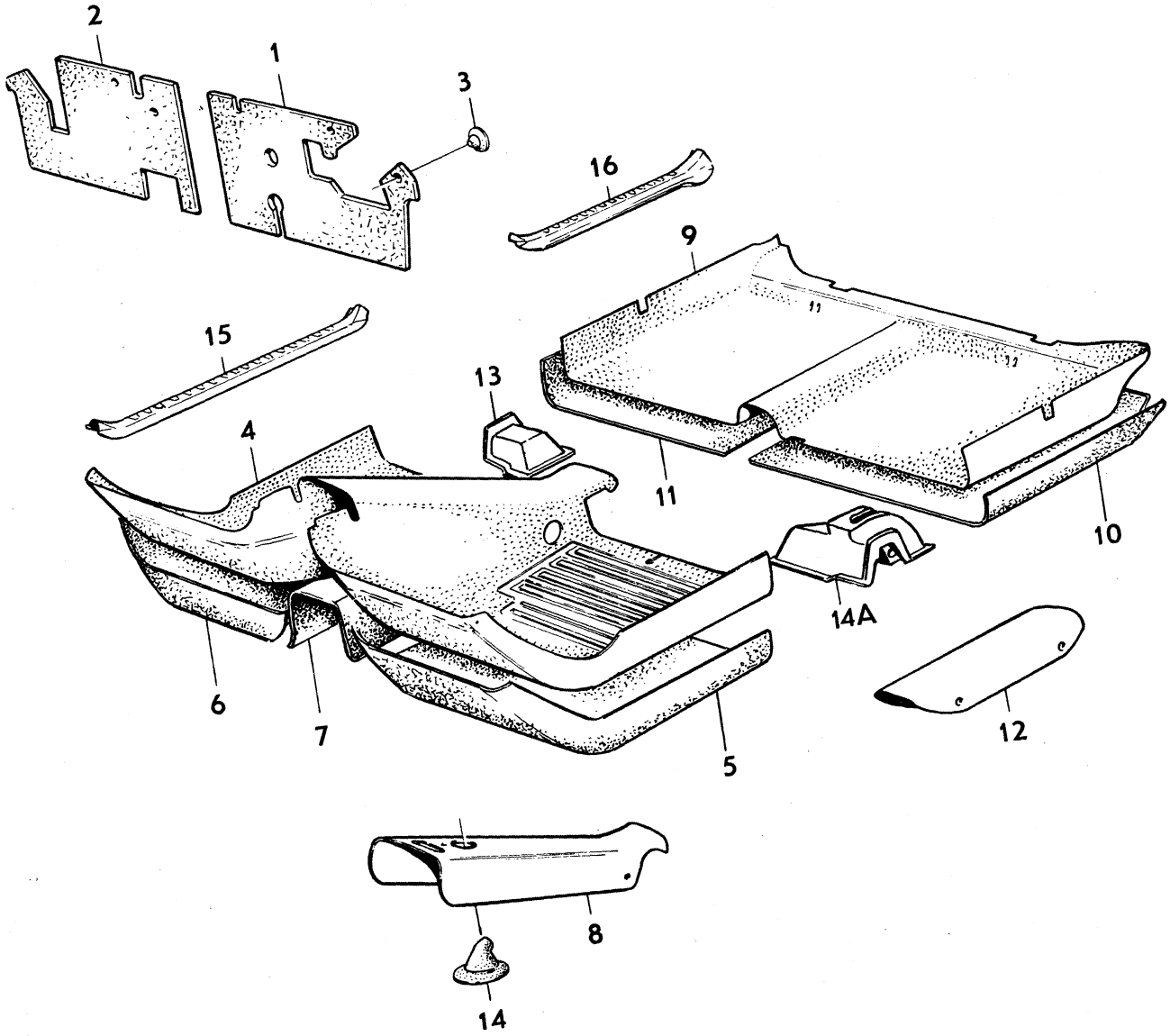

VOLVO
KA 7624

Sida Page	Grupp Group	Mattor VENV	Mats VENV	Illustration	1550
		142 CH –178959, 144 CH –194139	142 CH –178959, 144 CH –194139	8396	
134	8	145 CH –61599	145 CH –61599	1979–11	

Pos. Fig.	Antal/Quantity				Artikel nr Part No	Benämning	Description	Sats Kit	BPSR	Anmärkning Notes	
1	1	–	–	–	678077-9	Matta, V	Mat, L			VST	0020
	1	–	–	–	678282-5	Matta, V	Mat, L		8	HST	0040
2	1	–	–	–	678078-7	Matta, H	Mat, R			VST	0060
	1	–	–	–	678283-3	Matta, H	Mat, R		8	HST	0080
3	4	–	–	–	671261-6	Gummipropp	Rubber plug				0100
4	1	–	–	–	679084-4	Matta	Mat			142 BAS, 145	0120
	1	–	–	–	375978-4	Matta, V	Mat, L		8	49)	0140
	1	–	–	–	376266-3	Matta, V	Mat, L		8	50) KOMB 619, 727, 914	0160
	1	–	–	–	376267-1	Matta, V	Mat, L		8	50) KOMB 620, 728	0180
	1	–	–	–	376268-9	Matta, V	Mat, L		8	50) KOMB 621, 729	0200
	1	–	–	–	376265-5	Matta, V	Mat, L		8	50) KOMB 627, 738	[illegible]
	1	–	–	–	376264-8	Matta, V	Mat, L		8	50) KOMB 628, 739	0240
	1	–	–	–	375979-2	Matta, H	Mat, R		8	49)	0260
	1	–	–	–	376271-3	Matta, H	Mat, R		8	50) KOMB 619, 727, 914	0280
	1	–	–	–	376272-1	Matta, H	Mat, R		8	50) KOMB 620, 728	0300
	1	–	–	–	376273-9	Matta, H	Mat, R		8	50) KOMB 621, 729	0320
	1	–	–	–	376270-5	Matta, H	Mat, R		8	50) KOMB 627, 738	[illegible]
	1	–	–	–	376269-7	Matta, H	Mat, R		8	50) KOMB 628, 739	[illegible]
5	1	–	–	–	692284-3	Isoleringsmatta, V	Insulating matting, L		8	40)	0380
	1	–	–	–	695158-6	Isoleringsmatta, V	Insulating matting, L			41)	0400
6	1	–	–	–	692285-0	Isoleringsmatta, H	Insulating matting, R			40)	0420
	1	–	–	–	695159-4	Isoleringsmatta, H	Insulating matting, R			41)	0440
7	1	–	–	–	692644-8	Isoleringsmatta	Insulating matting				0460
8	1	–	–	–	375977-6	Matta	Mat		8	49)	0480
	1	–	–	–	692694-3	Matta	Mat		8	145	0500
	1	–	–	–	376286-1	Matta	Mat		8	50) KOMB 619, 727, 914	0520
	1	–	–	–	376287-9	Matta	Mat		8	50) KOMB 620, 728	0540
	1	–	–	–	376288-7	Matta	Mat		8	50) KOMB 621, 729	0560
	1	–	–	–	376285-3	Matta	Mat		8	50) KOMB 627, 738	0580
	1	–	–	–	376284-6	Matta	Mat		8	50) KOMB 628, 739	0600
9	1	–	–	–	376071-7	Matta	Mat		8	142 CH–112399	0620
	1	–	–	–	683740-5	Matta	Mat			142 BAS, 145	0640
	1	–	–	–	376276-2	Matta	Mat		8	51) KOMB 619	0660
	1	–	–	–	376277-0	Matta	Mat		8	51) KOMB 620	0680
	1	–	–	–	376278-8	Matta	Mat		8	51) KOMB 621	0700
	1	–	–	–	376275-4	Matta	Mat		8	51) KOMB 627	0720
	1	–	–	–	376274-7	Matta	Mat		8	51) KOMB 628	0740
	1	–	–	–	375980-0	Matta	Mat		8	144 CH–138699	[illegible]
	1	–	–	–	376281-2	Matta	Mat		8	144 CH 138700– KOMB 727, 914	[illegible] 0800
	1	–	–	–	376282-0	Matta	Mat		8	144 CH 138700– KOMB 728	0820 0840
	1	–	–	–	376283-8	Matta	Mat		8	144 CH 138700– KOMB 729	0860 0880
	1	–	–	–	376280-4	Matta	Mat		8	144 CH 138700– KOMB 738	[illegible] 0920
	1	–	–	–	376279-6	Matta	Mat		8	144 CH 138700– KOMB 739	0940 0960
10	1	–	–	–	692287-6	Isoleringsmatta, V	Insulating matting, L			40)	0980
11	1	–	–	–	692288-4	Isoleringsmatta, H	Insulating matting, R			40) ERS AV 692287-6	1000
	2	–	–	–	695160-2	Isoleringsmatta	Insulating matting			41)	1020
12	1	–	–	–	692087-0	Matta	Mat		8	142 CH–22271	1040
										144 CH–64254	1060
										145 CH –904	1080

40. 142 CH –112399. 144 CH –138699. 145 CH –30899.
41. 142 CH 112400–. 144 CH 138700–. 145 CH 30900–.
49. 142 CH –112399. 144 CH –138699.
50. 142 excl 142124, CH 112400–. 144 CH 138700–.
51. 142 excl 142124, CH 112400–.

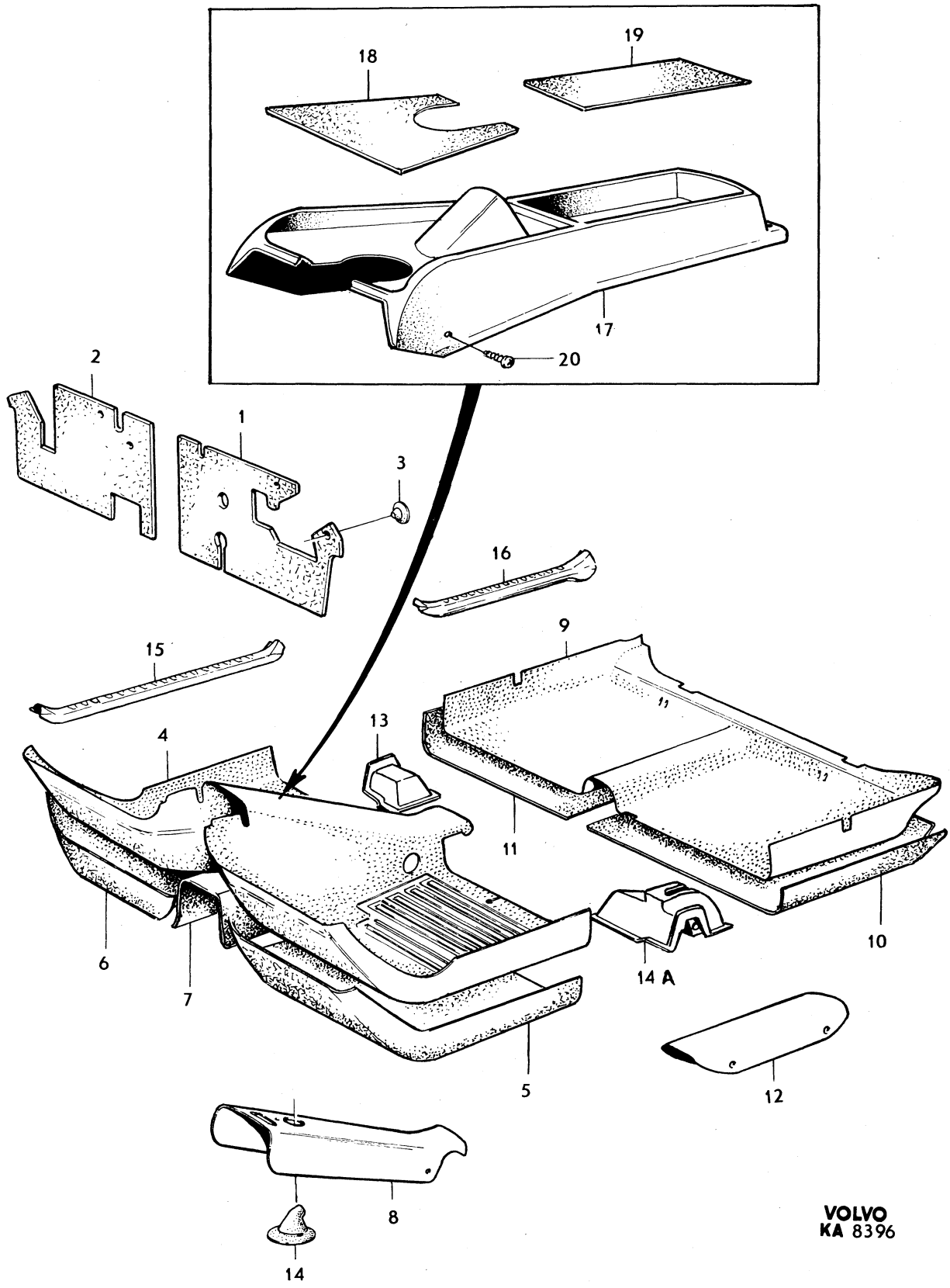

VOLVO
KA 8396

Sida / Page	Grupp / Group	Mattor VENV	Mats VENV	Illustration	1550
		142 CH –178959, 144 CH –194139	142 CH –178959, 144 CH –194139	8396	
136	8	145 CH –61599	145 CH –61599	1979–11	

Pos. Fig.	Antal/Quantity				Artikel nr Part No	Benämning	Description	Sats Kit	BPSR	Anmärkning Notes	
	1	–	–	–	692695-0	Matta	Mat		8	142 CH 22272–112399	1100
										144 CH 64255–138699	1120
										145 CH 905–	1140
	1	–	–	–	692696-8	Matta, för vagnar med helt framsäte	Mat, for cars with bench–type front seat		8	144 CH–138699	1160 1180
13	1	–	–	–	678093-6	Matta	Mat			VST	1200
	1	–	–	–	678094-4	Matta	Mat			HST	1220
14	–	–	–	–		Kåpa, växelspak	Boot, gear lever			SE GRUPP 4	1240
14a	–	–	–	–		Kåpa, handbromsspak	Boot, handbrake lever			SE GRUPP 5	1260
15	–	–	–	–		Tröskelplåt	Sill plate			SE DÖRRDETALJER	1280
										SEE DOOR COMPONENTS	1300
16	–	–	–	–		Tröskelplåt	Sill plate			SE DÖRRDETALJER	J
										SEE DOOR COMPONENTS	1340
17	1	–	–	–	281374-9	Fövaringsfack	Tunnel tray			VENV 1443851 (376345)	1360
18	1	–	–	–	376346-3	Matta, främre	Mat, forward		8	VENV 1443851	1380
19	1	–	–	–	376347-1	Matta, bakre	Mat, rear		8	VENV 1443851	1400
20	4	–	–	–	955141-7	Skruv	Screw			VENV 1443851	1420
	–	–	–	–		Klocka	Clock			SE GRUPP 3	)

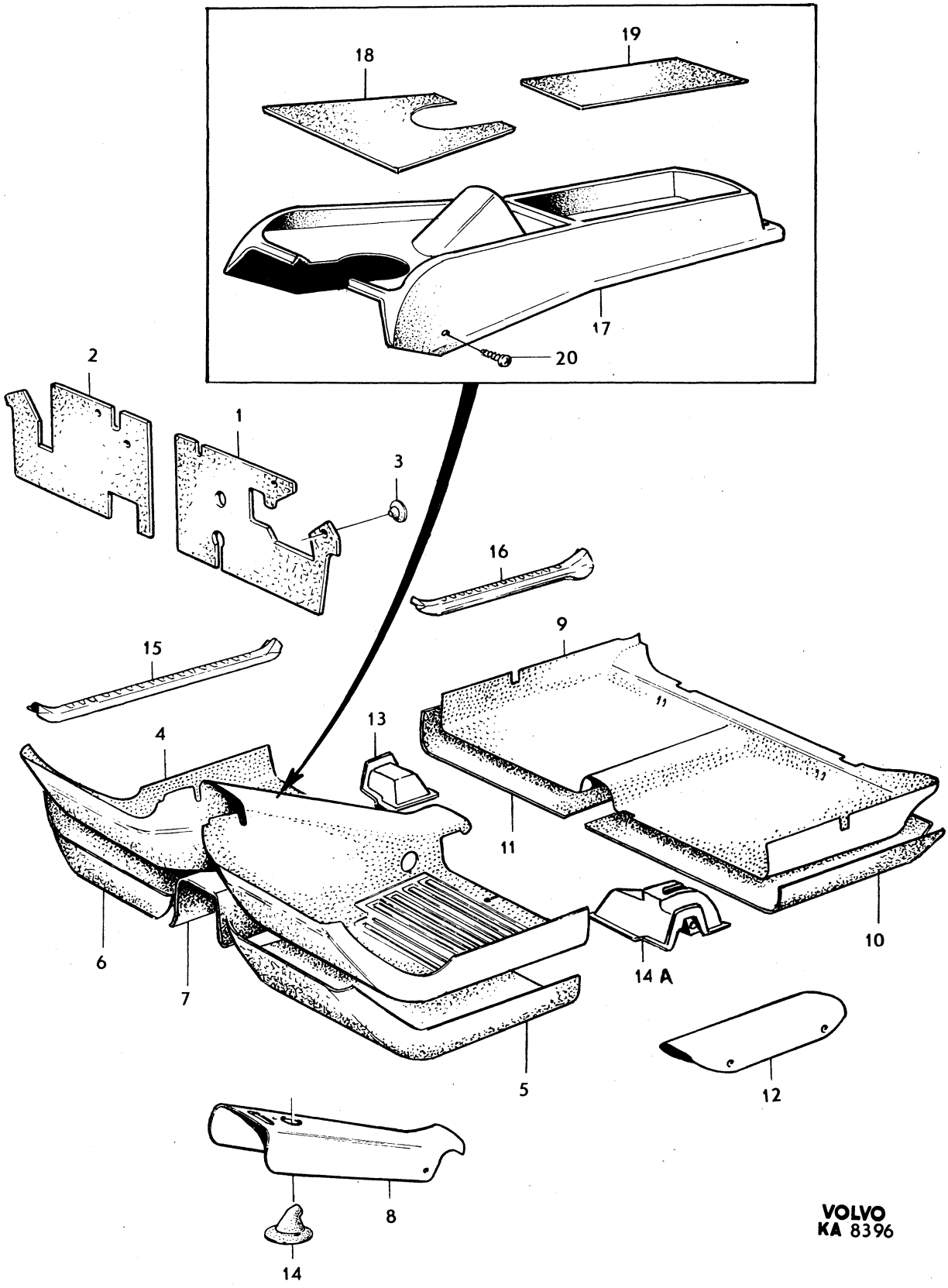
19
18
17
20
2
1
3
16
15
9
13
4
11
10
6
7
14 A
5
12
8
14
VOLVO
KA 8396

Sida Page	Grupp Group	Mattor 142 CH 178960–249929, 144 CH 194140–263069, 145 CH 61600–103379	Mats 142 CH 178960–249929, 144 CH 194140–263069, 145 CH 61600–103379	Illustration 9551 1979–11	1600
138	8				

Pos. Fig.	Antal/Quantity VST	HST			Artikel nr Part No	Benämning	Description	Sats Kit	BPSR	Anmärkning Notes	
1	1	1	–	–	678077-9	Matta, V	Mat, L			EXCL BAS	0020
2	1	–	–	–	678078-7	Matta, H	Mat, R			EXCL BAS	0040
	–	1	–	–	688513-1	Matta, inre, H	Mat, inner, R		8		0060
	–	1	–	–	688514-9	Matta, yttre, H	Mat, outer, R		8		0080
3	4	–	–	–	671261-6	Gummipropp	Rubber plug				0100
4	1	1	–	–	679084-4	Matta	Mat			KOMB 635, 636, 770,	0120
										838, 843, 844, 845.	0140
										KOMB 757 SPEC UTF	0160
										S–1600, S–1603, S–1604.	0180
										KOMB 759 SPEC UTF	0200
										S–1600, S–1603, S–1604,	0220
										S–1606.	0240
										KOMB 829 SPEC UTF	0260
										S–1601, S–1605.	0280
	1	–	–	–	679084-4	Matta	Mat			KOMB 831 SPEC UTF	0300
										S–1601, S–1605.	0320
	1	–	–	–	694587-7	Matta	Mat		8	KOMB 630, 655, 761,	0340
										769, 774, 833, 856	0360
										(697067)	0380
	–	1	–	–	697097-4	Matta	Mat		8	KOMB 630, 655, 761,	0400
										769, 774, 833, 856	0420
										(694597)	0440
	1	–	–	–	694579-4	Matta	Mat		8	KOMB 640, 756, 764,	0460
										792, 828, 851	0480
										(697063)	0500
	–	–	–	–	694589-3	Matta	Mat		8	KOMB 640, 756, 764,	0520
										792, 828, 851	0540
										(697093)	0560
	1	–	–	–	697064-4	Matta	Mat		8	KOMB 641, 765, 793,	0580
										852. KOMB 757 STD,	0600
										KOMB 829 STD	0620
										(694581)	0640
	–	1	–	–	697094-1	Matta	Mat		8	KOMB 641, 757, 765,	0660
										793, 829, 852	0680
										(694591)	0700
	1	–	–	–	694583-6	Matta	Mat		8	KOMB 644, 760, 768,	0720
										794, 832, 855	0740
										(697065)	0760
	–	1	–	–	694593-5	Matta	Mat		8	KOMB 644, 760, 768,	0780
										794, 832, 855	0800
										(697095)	0820
	1	–	–	–	694585-1	Matta	Mat		8	KOMB 643, 767, 854,	0840
										KOMB 759 STD, 831 STD	0860
										(697066)	0880
	–	1	–	–	697096-6	Matta	Mat		8	KOMB 643, 759, 767,	0900
										795, 831, 854	0920
											0940
5	1	1	–	–	695158-6	Isoleringsmatta, V	Insulating matting, L				0960
6	1	1	–	–	695159-4	Isoleringsmatta, H	Insulating matting, R				0980
7	1	1	–	–	692644-8	Isoleringsmatta	Insulating matting				1000
8	1	1	–	–	683740-5	Matta	Mat			142 KOMB 635, 636	1020
	1	1	–	–	686260-1	Matta	Mat			144 KOMB 770	1040
										144 KOMB 757 SPEC UTF	1060
										S–1600, S–1603, S–1604	1080
										144 KOMB 759 SPEC UTF	1100
										S–1600, S–1603, S–1604,	1120
										S–1606	1140
										145 KOMB 844, 845	1160
										145 KOMB 829 SPEC UTF	1180
										S–1601, S–1605	1200
	1	–	–	–	686260-1	Matta	Mat			145 KOMB 831 SPEC UTF	1220
										S–1601, S–1605	1240

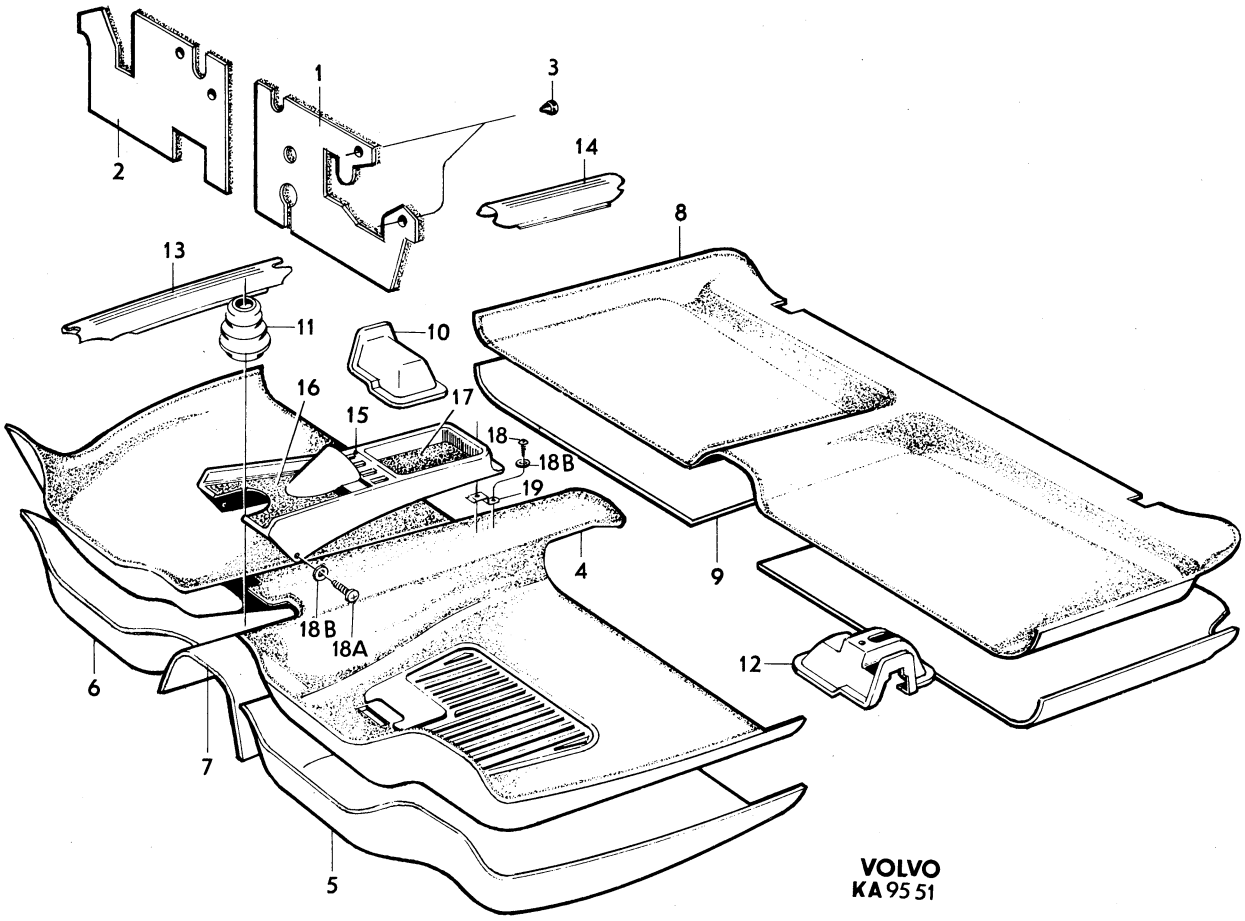
1
2
3
4
5
6
7
8
9
10
11
12
13
14
15
16
17
18
18A
18B
18B
19
VOLVO
KA 95 51

Sida Page	Grupp Group	Mattor 142 CH 178960–249929, 144 CH 194140–263069, 145 CH 61600–103379	Mats 142 CH 178960–249929, 144 CH 194140–263069, 145 CH 61600–103379	Illustration 9551 1979–11	1600
140	8				

	Pos. Fig.	Antal/Quantity VST	HST			Artikel nr Part No	Benämning	Description	Sats Kit	B P S R	Anmärkning Notes	
		1	1	–	–	697072-7	Matta	Mat		8	142 KOMB 630, 655	1260
											(694603)	1280
		1	1	–	–	694599-2	Matta	Mat		8	142 KOMB 640 (697068)	1300
		1	1	–	–	697069-3	Matta	Mat		8	142 KOMB 641 (694600)	1320
		1	1	–	–	697071-9	Matta	Mat		8	142 KOMB 643 (694602)	1340
		1	1	–	–	697070-1	Matta	Mat		8	142 KOMB 644 (694601)	1360
		1	1	–	–	695373-1	Matta	Mat		8	144 KOMB 756, 764	1380
											(697073)	1400
x		1	1	–	–	697615-3	Matta	Mat			144 KOMB 757 STD	1420
											144 KOMB 765	1440
											(697074)	1460
		1	1	–	–	697076-8	Matta	Mat		8	144 KOMB 759 STD	1480
											144 KOMB 767	1500
											(695376)	1520
		1	1	–	–	695375-6	Matta	Mat		8	144 KOMB 760, 768	1540
											(697075)	1560
		1	1	–	–	697077-6	Matta	Mat		8	144 KOMB 761, 769, 774	1580
x		1	1			697617-9	matta				(697077)	1600
		1	1	–	–	695399-6	Matta	Mat		8	144 KOMB 792	1620
		1	1	–	–	695400-2	Matta	Mat		8	144 KOMB 793	1640
		1	1	–	–	695401-0	Matta	Mat		8	144 KOMB 794	1660
		1	1	–	–	695402-8	Matta	Mat		8	144 KOMB 795	1680
		1	1	–	–	695403-6	Matta	Mat		8	144 KOMB 796	1700
		1	1	–	–	694472-2	Matta	Mat		8	144 KOMB 828, 851	1720
											(697083)	1740
x		1	1	–	–	697615-3	Matta	Mat			145 KOMB 829 STD	1760
											145 KOMB 852	1780
											(697074)	1800
		1	1	–	–	697076-8	Matta	Mat		8	145 KOMB 831 STD	1820
											145 KOMB 854	1840
											(697086)	1860
		1	1	–	–	695375-6	Matta	Mat		8	145 KOMB 832, 855	1880
											(694474)	1900
x		1	1	–	–	697617-9	Matta	Mat		8	145 KOMB 833, 856	1920
											CH –99036	1940
											(694476)	1960
x		1	1	–	–	697617-9	Matta	Mat		8	145 KOMB 833, 856	1980
											CH 99037–	2000
											(697077)	2020
	9	2	2	–	–	695160-2	Isoleringsmatta	Insulating matting			142, 144, 145 HV	2040
	10	1	–	–	–	678093-6	Matta	Mat				2060
		–	1	–	–	678094-4	Matta	Mat				2080
	11	–	–	–	–		Kåpa, växelspak	Boot, gear lever			SE GRUPP 4	2100
	12	–	–	–	–		Kåpa, handbromsspak	Boot, handbrake lever			SE GRUPP 5	2120
	13	–	–	–	–		Tröskelplåt	Sill plate			SE DÖRRDETALJER	2140
											SEE DOOR COMPONENTS	2160
	14	–	–	–	–		Tröskelplåt	Sill plate			SE DÖRRDETALJER	2180
											SEE DOOR COMPONENTS	2200
	15	1	1	–	–	688836-6	Tunnelfack	Tunnel tray			EXCL USA, CAN	2220
											EXCL BAS	2240
	16	1	1	–	–	697146-9	•Matta	•Mat		8	142 KOMB 640	2260
											CH 244803–.	2280
											144 KOMB 756, 764	2300
											CH 257253–.	2320
											145 KOMB 828, 851	2340
											CH 99037–.	2360
											(694636)	2380
		1	1	–	–	695404-4	•Matta	•Mat		8	142 KOMB 641	2400
											CH –244802.	2420
											144 KOMB 757, 765	2440
											CH –257252.	2460
											145 KOMB 829, 852	2480
											CH –99036.	2500

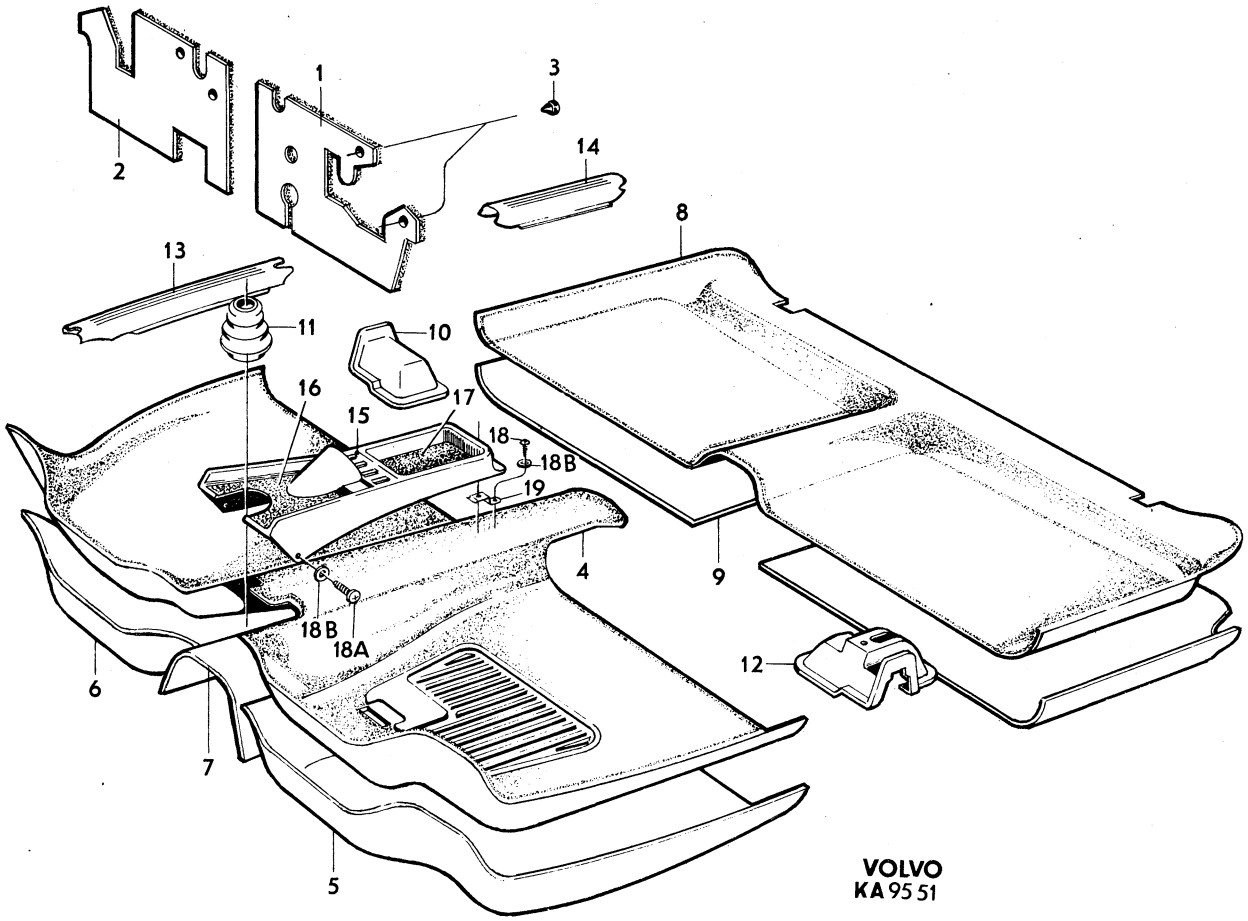
1
2
3
14
8
13
11
10
16
15
17
18
18B
19
4
9
18B
18A
12
6
7
5
VOLVO
KA 95 51

Sida Page	Grupp Group	Mattor 142 CH 178960–249929, 144 CH 194140–263069, 145 CH 61600–103379	Mats 142 CH 178960–249929, 144 CH 194140–263069, 145 CH 61600–103379	Illustration 9551 1979–11	1600
142	8				

Pos. Fig.	Antal/Quantity VST	HST			Artikel nr Part No	Benämning	Description	Sats Kit	BPSR	Anmärkning Notes	
	1	1	–	–	697147-7	•Matta	•Mat		8	142 KOMB 641	2520
										CH 244803–.	2540
										144 KOMB 757, 765	2560
										CH 257253–.	2580
										145 KOMB 829, 852	2600
										CH 99037–.	2620
	1	1	–	–	697149-3	•Matta	•Mat		8	KOMB 643, 759, 767	2640
										831, 854 (695405)	2660
	1	1	–	–	697148-5	•Matta	•Mat		8	KOMB 644, 763, 768	2680
										832, 855 (695406)	2700
	1	1	–	–	697150-1	•Matta	•Mat		8	KOMB 630, 655, 761,	2720
										769, 774, 833, 856	2740
										(695407)	2760
17	1	1	–	–	697151-9	•Matta	•Mat		8	KOMB 640, 756, 764,	2780
										828, 851 (694638)	2800
	1	1	–	–	697152-7	•Matta	•Mat		8	KOMB 641, 757, 765,	2820
										829, 852 (695412)	2840
	1	1	–	–	697154-3	•Matta	•Mat		8	KOMB 643, 759, 767,	2860
										831, 854 (695413)	2880
	1	1	–	–	697153-5	•Matta	•Mat		8	KOMB 644, 760, 768,	2900
										832, 855 (695414)	2920
	1	1	–	–	697155-0	•Matta	•Mat		8	KOMB 630, 655, 761,	2940
										769, 774, 833, 856	2960
										(695415)	2980
18	1	1	–	–	955141-7	Skruv	Screw			EXCL USA, CAN.	3000
										EXCL BAS. L19	3020
18a	1	1	–	–	955142-5	Skruv	Screw			EXCL USA, CAN.	3040
										EXCL BAS. L22	3060
18b	2	2	–	–	960138-6	Bricka	Washer			EXCL USA, CAN.	3080
										EXCL BAS.	3100
19	1	1	–	–	688875-4	Konsol	Bracket			EXCL USA, CAN.	3120
										EXCL BAS.	3140

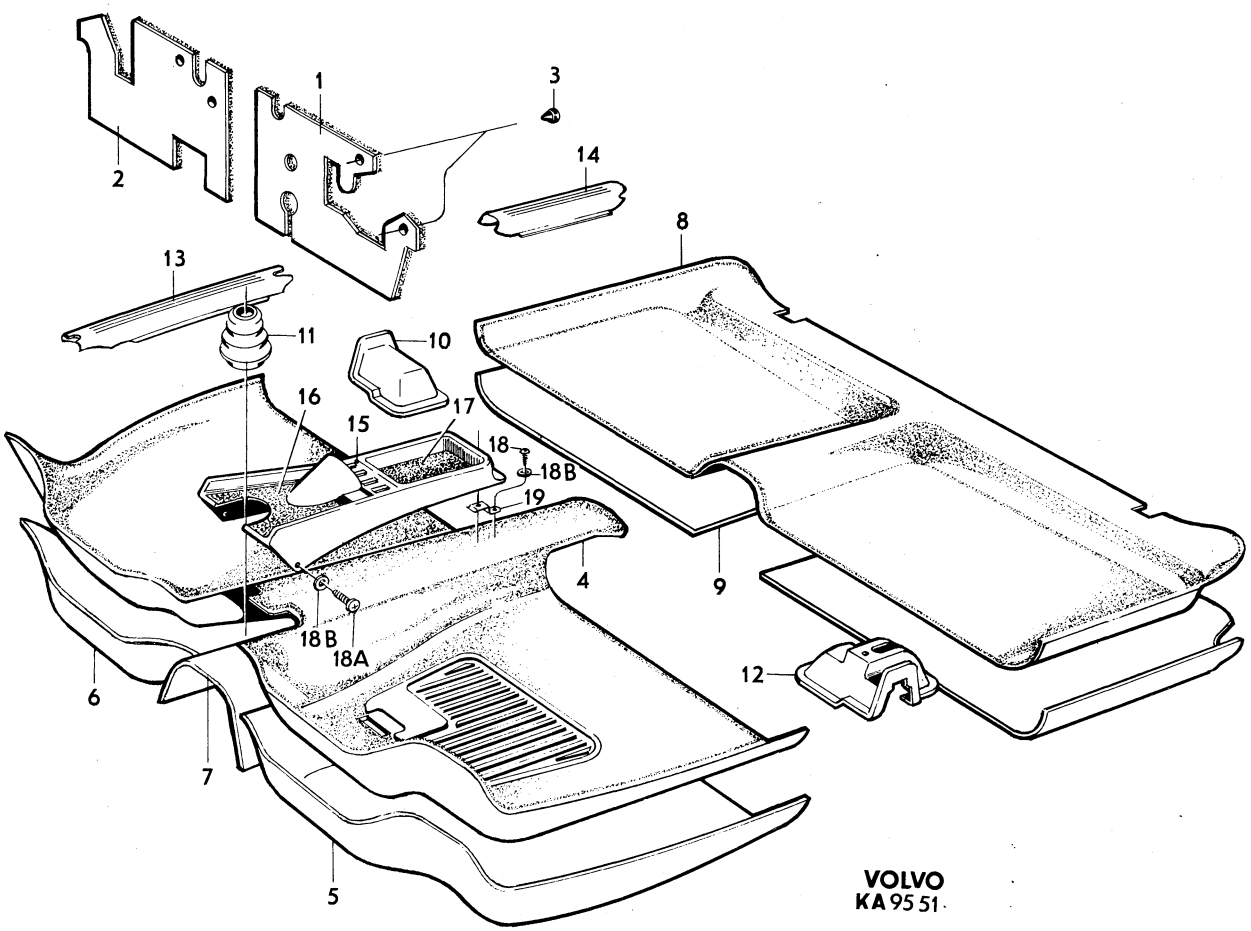
1
2
3
14
8
13
11
10
16
15
17
18
18B
19
4
9
18B
18A
6
7
5
12
VOLVO
KA 95 51

Sida Page	Grupp Group	Mattor	Mats	Illustration	1650
		142 CH 249930–, 144 CH 263070–	142 CH 249930–, 144 CH 263070–	9201	
144	8	145 CH 103380–	145 CH 103380–	1979–11	

Pos. Fig.	Antal/Quantity VST	HST			Artikel nr Part No	Benämning	Description	Sats Kit	B P S R	Anmärkning Notes	
1	1	1	–	–	678077-9	Matta, V	Mat, L			EXCL BAS	0020
2	1	–	–	–	678078-7	Matta, H	Mat, R			EXCL BAS	0040
	–	1	–	–	688513-1	Matta, inre, H	Mat, inner, R		8		0060
	–	1	–	–	688514-9	Matta, yttre, H	Mat, outer, R		8		0080
3	4	4	–	–	671261-6	Gummipropp	Rubber plug				0100
4	1	1	–	–	688886-1	Gummimatta	Rubber mat			KOMB 635, 770, 838,	0120
										867, 868	0140
	1	–	–	–	695634-6	Matta	Mat		8	KOMB 656, 661, 688,	0160
										775, 780, 786, 857, 862	0180
	–	1	–	–	695635-3	Matta	Mat		8	KOMB 656, 661, 688,	0200
										775, 780, 786, 857,	0220
	–	–	–	–						862.	0240
	1	–	–	–	695834-2	Matta	Mat			KOMB 657, 662, 685,	0260
										758, 776, 781,	0280
										858, 863, 896	0300
	–	1	–	–	695838-3	Matta	Mat		8	KOMB 657, 662, 685,	0320
										758, 776, 781,	0340
										858, 863, 896	0360
	1	–	–	–	695836-7	Matta	Mat			KOMB 659, 664, 687,	0380
										766, 778, 783, 860, 865	0400
	–	1	–	–	695840-9	Matta	Mat		8	KOMB 659, 664, 687,	0420
										766, 778, 783, 860, 865	0440
	1	–	–	–	695837-5	Matta	Mat		8	KOMB 660, 665, 779	0460
										784	0480
	–	1	–	–	695841-7	Matta	Mat		8	KOMB 660, 665, 779	0500
										784	0520
4a	2	2	–	–	1210905-4	Clips	Clip				0540
4b	2	2	–	–	955138-3	Skruv	Screw				0560
4c	ERF	ERF	–	–	94942-0	Fäste	Anchorage		8		0580
5	1	1	–	–	687681-7	Isoleringsmatta, V	Insulating matting, L				0600
6	1	1	–	–	688885-3	Isoleringsmatta, H	Insulating matting, R				0620
7	1	1	–	–	1211329-6	Isoleringsmatta	Insulating matting		8	(1210824)	0640
8	1	1	–	–	683740-5	Matta	Mat			KOMB 635	0660
	1	1	–	–	697069-3	Matta	Mat		8	KOMB 656, 661	0680
	1	1	–	–	697071-9	Matta	Mat		8	KOMB 657, 685	0700
	1	1	–	–	697072-7	Matta	Mat		8	KOMB 659, 664, 687	0720
	1	1	–	–	695636-1	Matta	Mat		8	KOMB 660, 665	0740
	1	1	–	–	697069-3	Matta	Mat		8	KOMB 688	0760
	1	1	–	–	697076-8	Matta	Mat		8	KOMB 758, 776	0780
	1	1	–	–	686260-1	Matta	Mat			KOMB 770, 867, 868	0800
x	1	1	–	–	697615-3	Matta	Mat			KOMB 775, 780	0820
										(697074)	0840
x	1	1	–	–	697617-9	Matta	Mat		8	KOMB 778, 783	0860
										(697077)	0880
	1	1	–	–	695637-9	Matta	Mat		8	KOMB 779, 784	0900
x	1	1	–	–	697615-3	Matta	Mat			KOMB 786 (697074)	0920
x	1	1	–	–	697615-3	Matta	Mat			KOMB 857, 862	0940
										(697074)	0960
	1	1	–	–	697086-7	Matta	Mat		8	KOMB 858, 863, 896	0980
	1	1	–	–	697087-5	Matta	Mat		8	KOMB 860, 865	1000
9	2	2	–	–	695160-2	Isoleringsmatta	Insulating matting			142, 144, 145 HV	1020
10	1	–	–	–	678093-6	Matta	Mat				1040
	–	1	–	–	678094-4	Matta	Mat				1060
11	–	–	–	–		Kåpa, växelspak	Boot, gear lever			SE GRUPP 4	1080
12	–	–	–	–		Kåpa, handbromsspak	Boot, handbrake lever			SE GRUPP 5	1100
13	–	–	–	–		Tröskelplåt	Sill plate			SE DÖRRDETALJER	1120
										SEE DOOR COMPONENTS	1140
14	–	–	–	–		Tröskelplåt	Sill plate			SE DÖRRDETALJER	1160
										SEE DOOR COMPONENTS	1180

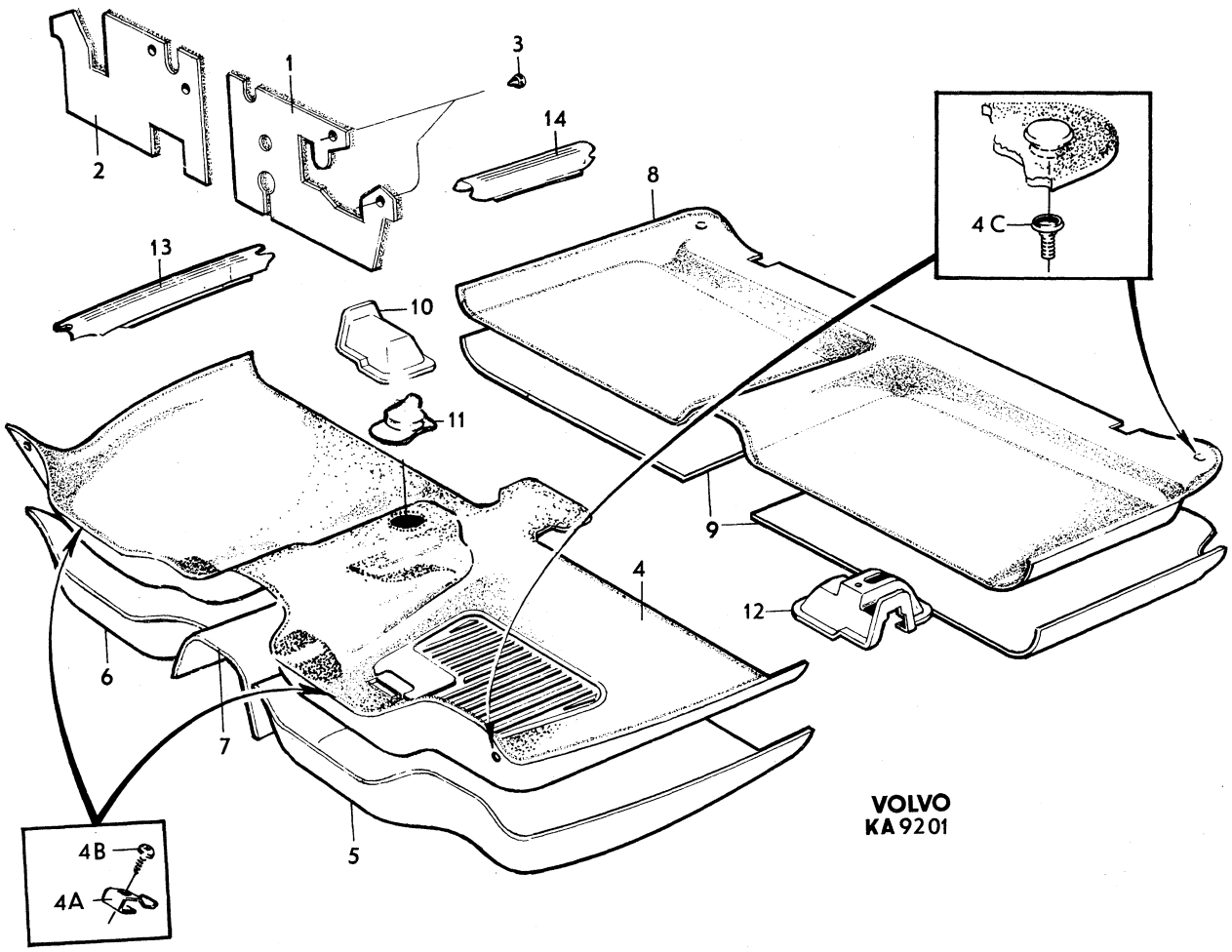
1
2
3
4
4A
4B
4C
5
6
7
8
9
10
11
12
13
14
VOLVO
KA 9201

Sida Page	Grupp Group	Beklädnad för bagageutrymme	Luggage compartment upholstery	Illustration	1700
		142, 144	142, 144	8375	
146	8			1979–11	

Pos. Fig.	Antal/Quantity				Artikel nr Part No	Benämning	Description	Sats Kit	B P S R	Anmärkning Notes	
1	1	–	–	–	677723-9	Golvplatta	Floor plate				1010
2	4	–	–	–	190071-1	Skruv	Screw				1020
3	1	–	–	–	677814-6	Lock	Cover				1030
4	1	–	–	–	1210610-0	Panel, V	Panel, L			(685429)	1040
5	1	–	–	–	686045-6	Panel, H	Panel, R			(677514)	1050
6	1	–	–	–		Panel	Panel		8	TID UTF	1060
7	120	–	–	–	672172-4	Kantskyddslist	Edge moulding				1070
8	150	–	–	–	672172-4	Kantskyddslist	Edge moulding				1080
9	400	–	–	–	672172-4	Kantskyddslist	Edge moulding				1090
9a	1	–	–	–	680903-2	Matta	Mat				1100
10	1	–	–	–	675801-5	Spännrem	Tensioner strap			TID UTF. ERS AV 679799–7	0
11	1	–	–	–	675800-7	Rem	Strap			TID UTF. ERS AV 679799–7	1120
12	1	–	–	–	655219-4	Låspinne	Lock pin		8	TID UTF	1130
13	1	–	–	–	679799-7	Spännband	Tensioner strap			SEN UTF, ALT 1	1140
x 14	1	–	–	–	1203048-2	Spännband	Tensioner strap			SEN UTF, ALT 2	1150
										(687171)	1151

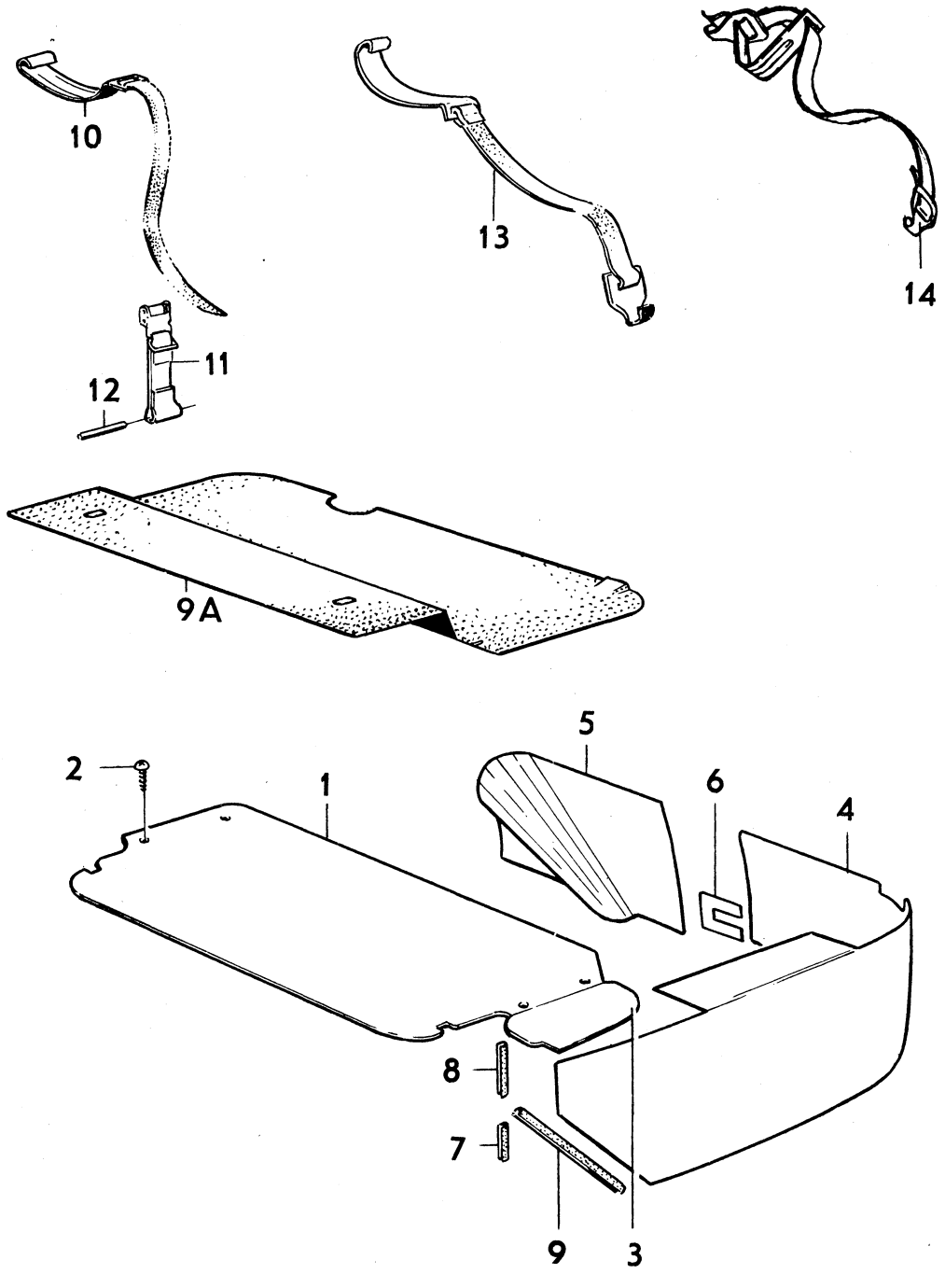

VOLVO
KA 8375

Sida Page	Grupp Group	Beklädnad för bagageutrymme 145 NT	Cargo space upholstery 145 NT	Illustration 7471	1750
148	8			1979–11	

Pos. Fig.	Antal/Quantity				Artikel nr Part No	Benämning	Description	Sats Kit	B P S R	Anmärkning Notes	
1	–	–	–	–		Golv, främre	Flooring, front		8		1010
2	1	–	–	–	679190-9	•Länk, V	•Link, L				1020
	1	–	–	–	679191-7	•Länk, H	•Link, R				1030
3	6	–	–	–	940397-3	•Inslagsmutter	•Nut				1040
4	6	–	–	–	950045-5	•Skruv	•Screw				1050
5	6	–	–	–	941906-0	•Fjädrande bricka	•Resilient washer				1060
6	1	–	–	–	678476-3	•Gångjärn	•Hinge				1070
7	11	–	–	–	955129-2	•Skruv	•Screw				1080
8	ERF	–	–	–	99684-3	•Matta	•Mat		8	15) CH–61599	1090
	ERF	–	–	–	699137-6	•Matta	•Mat		8	79) CH 61600–95331	1100
	ERF	–	–	–	699191-3	•Matta	•Mat			79) CH 95332–103379	1110
	ERF	–	–	–	699192-1	•Matta	•Mat			79) CH 103380–	1120
										KOMB 857, 862	1130
	ERF	–	–	–	699193-9	•Matta	•Mat			79) CH 103380–	1140
										KOMB 858, 863, 896	1150
	ERF	–	–	–	699194-7	•Matta	•Mat			79) CH 103380–	1160
										KOMB 860, 865, 868	1170
9	1	–	–	–	678482-1	•Fästlist	•Anchorage strip				1180
10	2	–	–	–	942799-8	Skruv	Screw				1190
11	2	–	–	–	960141-0	Bricka	Washer				1200
12	2	–	–	–	925053-1	O–ring	O–ring				1210
13	1	–	–	–		Golv, bakre	Flooring, rear		8		1220
14	1	–	–	–	678725-3	•Balk	•Member				1230
15	1	–	–	–	678759-2	•Gångjärn	•Hinge				1240
16	1	–	–	–	678750-1	•Fästplåt	•Anchorage plate				1250
17	10	–	–	–	955140-9	Skruv	Screw				1260
18	–	–	–	–		Golvlucka, främre	Hatch, front		8		1270
19	ERF	–	–	–	99684-3	•Matta	•Mat		8	15) CH–61599	1280
	ERF	–	–	–	699137-6	•Matta	•Mat		8	79) CH 61600–95331	1290
	ERF	–	–	–	699191-3	•Matta	•Mat			79) CH 95332–103379	1300
	ERF	–	–	–	699192-1	•Matta	•Mat			79) CH 103380–	1310
										KOMB 857, 862	1320
	ERF	–	–	–	699193-9	•Matta	•Mat			79) CH 103380–	1330
										KOMB 858, 863, 896	1340
	ERF	–	–	–	699194-7	•Matta	•Mat			79) CH 103380–	1350
										KOMB 860, 865, 868	1360
20	1	–	–	–	678492-0	•Fästlist	•Anchorage strip				1370
21	1	–	–	–	678493-8	•Fästlist, V	•Anchorage strip, L				1380
	1	–	–	–	678494-6	•Fästlist, H	•Anchorage strip, R		8		1390
22	2	–	–	–	678491-2	•Klammer	•Clamp				1400
23	6	–	–	–	955120-1	•Skruv	•Screw				1410
24	2	–	–	–	680099-9	•Gummiknopp	•Rubber button				1420
25	1	–	–	–	677600-9	•Handtag	•Handle				1430
26	1	–	–	–	678490-4	•Lock	•Cover				1440
27	3	–	–	–	955174-8	•Skruv	•Screw				1450
28	9	–	–	–	955128-4	Skruv	Screw				1460
29	1	–	–	–	678495-3	Golvlucka, bakre	Hatch, rear			CH –61599	1470
	1	–	–	–	694724-6	Golvlucka, bakre	Hatch, rear			CH 61600–95331	1480
	1	–	–	–	697299-6	Golvlucka, bakre	Hatch, rear		8	CH 95332–103379	1490
	1	–	–	–	697327-5	Golvlucka, bakre	Hatch, rear		8	CH 103380–	1500
										KOMB 857, 862	1510
	1	–	–	–	697328-3	Golvlucka, bakre	Hatch, rear		8	CH 103380–	1520
										KOMB 858, 863, 896	1530

15. Enhet längdmeter. Metervarans bredd = 200 cm. Unit: Linear metres. Width of material = 200 cm. Unité, en mètres. Au mètre, de largeur 200 cm. Einheit, laufendes Meter. Breite der Meterware = 200 cm. Unidad, en metros. Por metro, ancho 200 cm.

79. Enhet längdmeter. Metervarans bredd = 90 cm. Unit, linear metres. Width of material = 90 cm. Unité, en mètres. Au mètre, de largeur 90 cm. Einheit, laufendes Meter. Breite der Meterware = 90 cm. Unidad, en metros. Por metro, ancho 90 cm.

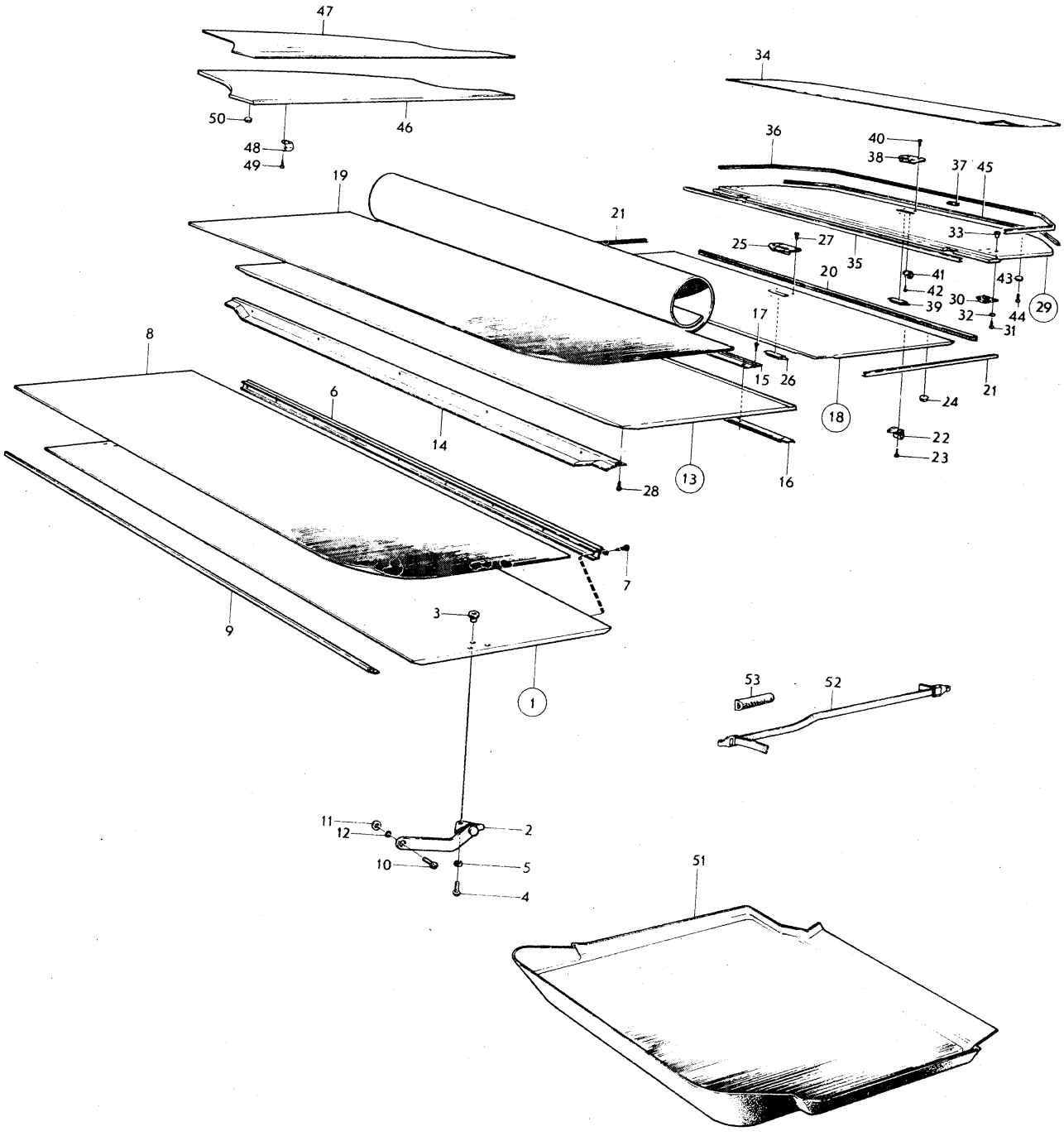

VOLVO
KA 7471

Sida / Page	Grupp / Group	Beklädnad för bagageutrymme / 145 NT	Cargo space upholstery / 145 NT	Illustration	1750
150	8			7471 / 1979–11	

Pos. / Fig.	Antal/Quantity				Artikel nr / Part No	Benämning	Description	Sats / Kit	B P S R	Anmärkning / Notes	
	1	–	–	–	697329-1	Golvlucka, bakre	Hatch, rear			CH 103380–	1540
										KOMB 860, 865, 868	1550
30	1	–	–	–	678499-5	•Beslag, V	•Fitting, L				1560
	1	–	–	–	678500-0	•Beslag, H	•Fitting, R				1570
31	8	–	–	–	950050-5	•Skruv	•Screw				1580
32	8	–	–	–	941906-0	•Fjädrande bricka	•Resilient washer				1590
33	8	–	–	–	940397-3	•Inslagsmutter	•Nut				1600
34	ERF	–	–	–	99684-3	•Matta	•Mat		8	15) CH–61599	2010
	ERF	–	–	–	699137-6	•Matta	•Mat		8	15) CH 61600–95331	2020
	ERF	–	–	–	699191-3	•Matta	•Mat			15) CH 95332–103379	2030
	ERF	–	–	–	699192-1	•Matta	•Mat			15) CH 103380–	20
										KOMB 857, 862	2
	ERF	–	–	–	699193-9	•Matta	•Mat			15) CH 103380–	2060
										KOMB 858, 863, 896	2070
	ERF	–	–	–	699194-7	•Matta	•Mat			15) CH 103380–	2080
										KOMB 860, 865, 868	2090
35	1	–	–	–	678492-0	•Fästlist	•Anchorage strip				21
36	1	–	–	–	678505-9	•Fästlist	•Anchorage strip				2
37	40	–	–	–	672172-4	•Kantlist	•Beading				2120
38	1	–	–	–	677600-9	•Handtag	•Handle				2130
39	1	–	–	–	678490-4	•Lock	•Hatch				2140
40	3	–	–	–	955174-8	•Skruv	•Screw				2150
41	1	–	–	–	678491-2	•Klammer	•Clamp				2160
42	3	–	–	–	955120-1	•Skruv	•Screw				2170
43	2	–	–	–	680099-9	•Gummiknopp	•Rubber button				2180
44	2	–	–	–	192558-5	Skruv	Screw				2190
45	975	–	–	–	672172-4	Kantskyddslist	Edge guard				2200
46	1	–	–	–	678831-9	Lucka	Hatch			CH –61599	2210
	1	–	–	–	694729-5	Lucka	Hatch		8	CH 61600–95331	2220
	1	–	–	–	697330-9	Lucka	Hatch		8	CH 95332–103379	2230
	1	–	–	–	697331-7	Lucka	Hatch			CH 103380–	2240
										KOMB 857, 862	2250
	1	–	–	–	697332-5	Lucka	Hatch			CH 103380–	2260
										KOMB 858, 863, 896	2270
	1	–	–	–	697333-3	Lucka	Hatch			CH 103380–	2280
										KOMB 860, 865, 868	2290
47	ERF	–	–	–	99684-3	•Matta	•Mat		8	15) CH–61599	2300
	ERF	–	–	–	699137-6	•Matta	•Mat		8	15) CH 61600–95331	231
	ERF	–	–	–	699191-3	•Matta	•Mat			15) CH 95332–103379	23
	ERF	–	–	–	699192-1	•Matta	•Mat			15) CH 103380–	2330
										KOMB 857, 862	2340
	ERF	–	–	–	699193-9	•Matta	•Mat			15) CH 103380–	2350
										KOMB 858, 863, 896	2360
	ERF	–	–	–	699194-7	•Matta	•Mat			15) CH 103380–	2370
										KOMB 860, 865, 868	2
48	4	–	–	–	678491-2	Klammer	Clamp				23
49	12	–	–	–	955119-3	Skruv	Screw				2400
50	2	–	–	–	680099-9	Gummiknopp	Rubber button				2410
51	1	–	–	–	679318-6	Gummimatta	Rubber mat				2420
52	1	–	–	–	679199-0	Spännrem	Tensioner strap				2430
53	1	–	–	–	682521-0	Mellanlägg	Spacer			TID UTF	2440

15. Enhet längdmeter. Metervarans bredd = 200 cm. Unit: Linear metres. Width of material = 200 cm. Unité, en mètres. Au mètre, de largeur 200 cm. Einheit, laufendes Meter. Breite der Meterware = 200 cm. Unidad, en metros. Por metro, ancho 200 cm.

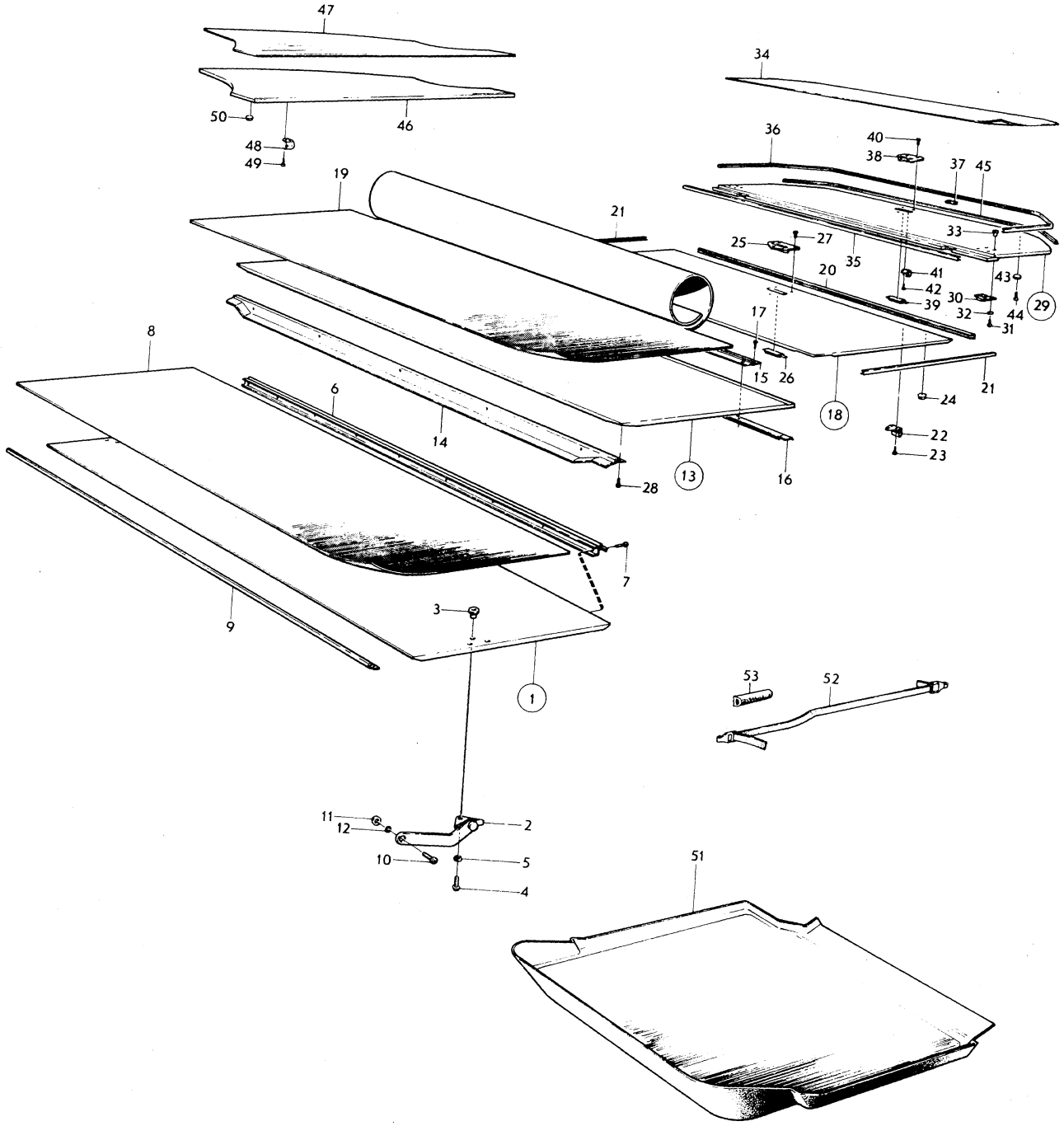

VOLVO
KA 7471

Sida / Page	Grupp / Group	Detaljer för lastutrymme / Components, cargo space	Illustration	1800
152	8	145 HT HV	9052	
		145 HT HV	1979–11	

	Pos. / Fig.	Antal/Quantity				Artikel nr / Part No	Benämning	Description	Sats / Kit	BPSR	Anmärkning / Notes	
	1	–	–	–	–		Rygg	Back rest			SE BAKSÄTE 145 HV SEE REAR SEAT 145 HV	0020 0040
x	2	1	–	–	–	1264256-7	Golv, främre	Flooring, front			(1211346)	0060
x	3	8	–	–	–	1203617-4	Trälist, ämne	Wooden strip, blank			(686909)	0080
	4	32	–	–	–	955157-3	Skruv	Screw				0100
	5	1	–	–	–	686910-1	Gångjärn	Hinge				0120
	6	10	–	–	–	955129-2	Skruv	Screw				0140
	7	10	–	–	–	955137-5	Skruv	Screw				0160
	8	1	–	–	–	686913-5	Länk, V	Link, L				0180
		1	–	–	–	686914-3	Länk, H	Link, R				0200
	9	6	–	–	–	950045-5	Skruv	Screw				[illegible]
	10	6	–	–	–	941906-0	Fjädrande bricka	Resilient washer				[illegible]
	11	6	–	–	–	940397-3	Inslagsmutter	Nut				0260
	11a	2	–	–	–	942799-8	Skruv	Screw				0280
	11b	2	–	–	–	960141-0	Bricka	Washer				0300
	11c	2	–	–	–	925053-1	O–ring	O–ring				0320
	12	1	–	–	–	1211348-6	Golv, bakre	Flooring, rear			(686917)	[illegible]
x	13	8	–	–	–	1203617-4	Trälist, ämne	Wooden strip, blank			(686921)	[illegible]
	14	32	–	–	–	955156-5	Skruv	Screw				0380
	15	1	–	–	–	686922-6	List	Strip				0400
	16	1	–	–	–	678725-3	Balk	Member				0420
	17	–	–	–	–		Golvlucka, kmpl	Hatch, cpl		8		0440
	18	1	–	–	–	686429-2	•Golvlucka	•Hatch			(686431)	0460
	19	2	–	–	–	684147-2	•Låsbleck	•Striker plate				0480
	20	8	–	–	–	955119-3	•Skruv	•Screw				0500
x	21	2	–	–	–	1203617-4	•Trälist, ämne	•Wooden strip, blank			(684138)	0520
	22	1	–	–	–		•Trälist, V	•Wooden strip, L		8		0540
		1	–	–	–		•Trälist, H	•Wooden strip, R		8		0560
x	23	1	–	–	–	1203617-4	•Trälist, ämne	•Wooden strip, blank			(684140)	0580
	24	2	–	–	–		•Trälist	•Wooden strip		8		0600
	25	36	–	–	–	955157-3	•Skruv	•Screw				0620
	26	1	–	–	–	684148-0	•Lås	•Lock				0640
	27	1	–	–	–	683850-2	••Handtag	••Handle				0660
	28	–	–	–	–		••Låsvred	••Lock arm		8		0680
	29	1	–	–	–	950049-7	••Skruv	••Screw				0700
	30	1	–	–	–	960140-2	••Bricka	••Washer				0720
	31	1	–	–	–	941906-0	••Fjädrande bricka	••Resilient washer				0740
	32	1	–	–	–	955825-5	••Mutter	••Nut				[illegible]
	33	5	–	–	–	955156-5	•Skruv	•Screw				[illegible]
	34	2	–	–	–	680099-9	•Gummiknopp	•Rubber button				0800
	34a	1	–	–	–	685651-2	Gummiring	Rubber ring				0820
	35	1	–	–	–	686432-6	Golvlucka	Hatch			(686434)	0840
x	36	1	–	–	–	1203617-4	Trälist, ämne	Wooden strip, blank			(684138)	0860
x	37	1	–	–	–	1203617-4	Trälist, ämne	Wooden strip, blank			(684145)	0880
	38	8	–	–	–	955157-3	Skruv	Screw				[illegible]
	39	4	–	–	–	678491-2	Klammer	Clamp				0920
	40	12	–	–	–	955119-3	Skruv	Screw				0940
												0960

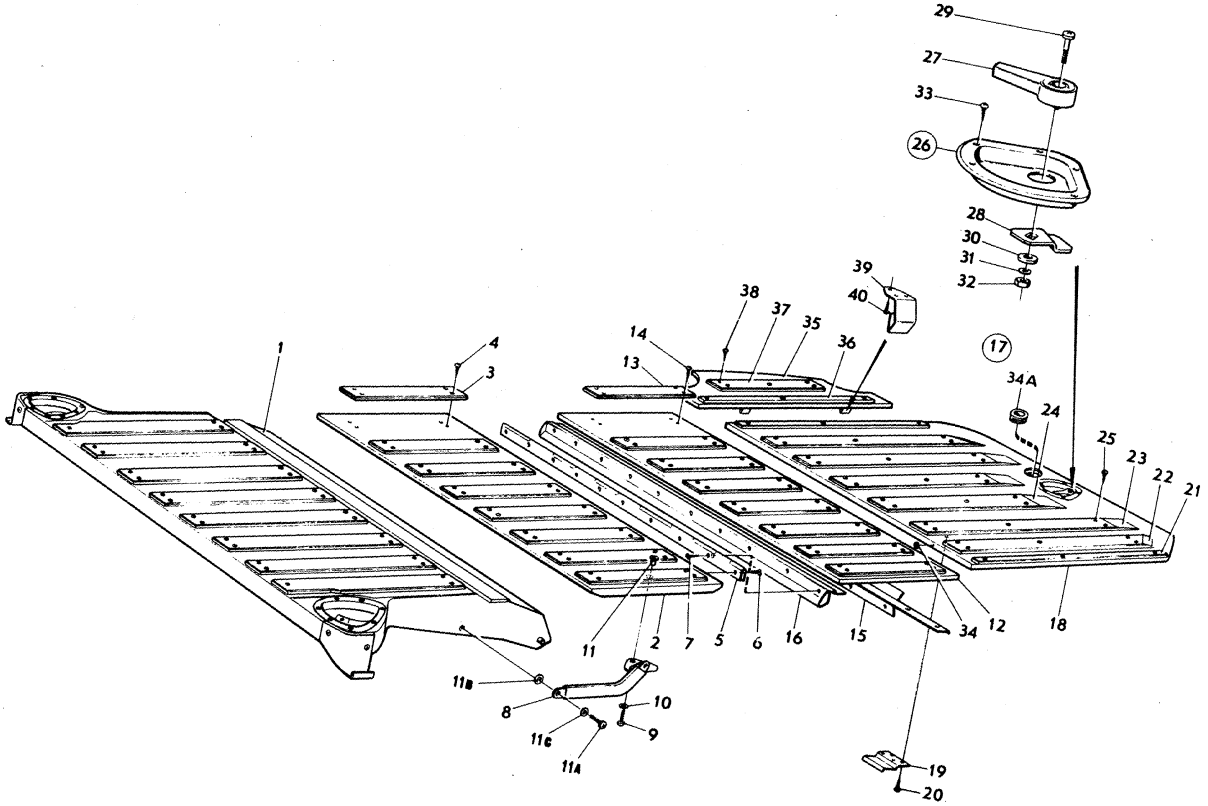

VOLVO
KA 9052

Sida Page	Grupp Group	Detaljer för lastutrymme 145 SV	Components, cargo space 145 SV	Illustration	1850
154	8			9053 1979–11	

Pos. Fig.	Antal/Quantity				Artikel nr Part No	Benämning	Description	Sats Kit	B P S R	Anmärkning Notes	
1	1	–	–	–		Golv, främre	Flooring, front		8		0020
x 2	8	–	–	–	1203617-4	Trälist	Wooden strip			(684134)	0040
x 3	1	–	–	–	1203617-4	Trälist, V, ämne	Wooden strip, L, blank			(684135)	0060 0080
x	1	–	–	–	1203617-4	Trälist, H, ämne	Wooden strip, R, blank			(684136)	0100 0120
4	50	–	–	–	955156-5	Skruv	Screw				0140
	1	–	–	–		Golvlucka, kmpl	Hatch, cpl		8		0160
5	1	–	–	–	686429-2	•Golvlucka	•Hatch			(686431)	0180
6	2	–	–	–	684147-2	•Låsbleck	•Striker plate				0200
7	8	–	–	–	955119-3	•Skruv	•Screw				02??
x 8	2	–	–	–	1203617-4	•Trälist, ämne	•Wooden strip, blank			(684138)	02
x 9	1	–	–	–	1203617-4	•Trälist, V, ämne	•Wooden strip, L, blank				0260 0280
x	1	–	–	–	1203617-4	•Trälist, H, ämne	•Wooden strip, R, blank				0300 0320
x 10	2	–	–	–	1203617-4	•Trälist, ämne	•Wooden strip, blank			(684140)	0340
x 11	2	–	–	–	1203617-4	•Trälist, ämne	•Wooden strip, blank				03
12	36	–	–	–	955157-3	•Skruv	•Screw				038u
13	1	–	–	–	684148-0	•Lås	•Lock				0400
14	1	–	–	–	683850-2	••Handtag	••Handle				0420
15	–	–	–	–		••Låsvred	••Lock arm		8		0440
16	1	–	–	–	950049-7	••Skruv	••Screw				0460
17	1	–	–	–	960140-2	••Bricka	••Washer				0480
18	1	–	–	–	941906-0	••Fjädrande bricka	••Resilient washer				0500
19	1	–	–	–	955825-5	••Mutter	••Nut				0520
20	5	–	–	–	955156-5	•Skruv	•Screw				0540
20a	1	–	–	–	685651-2	Gummiring	Rubber ring				0560
21	1	–	–	–	686432-6	Golvlucka	Hatch			(686434)	0580
x 22	1	–	–	–	1203617-4	Trälist, ämne	Wooden strip, blank			(684138)	0600
x 23	1	–	–	–	1203617-4	Trälist, ämne	Wooden strip, blank			(684145)	0620
24	8	–	–	–	955157-3	Skruv	Screw				0640
25	4	–	–	–	678491-2	Klammer	Clamp				0660
26	12	–	–	–	955119-3	Skruv	Screw				0680
27	1	–	–	–	683134-1	Skyddsnät	Guard net			SV HT	0700
x	1	–	–	–	1299716-9	Skyddsnät	Guard net			SV NT S–1661 (1204715)	0720
28	2	–	–	–	684479-9	•Fäste	•Anchorage				0740
29	2	–	–	–	955523-6	•Skruv	•Bolt				0760
30	2	–	–	–	955894-1	•Bricka	•Washer				07?
31	2	–	–	–	941907-8	•Fjädrande bricka	•Resilient washer				080u
32	3	–	–	–	940117-5	Skruv	Bolt				0820
33	3	–	–	–	955825-5	Mutter	Nut				0840
34	3	–	–	–	941906-0	Fjädrande bricka	Resilient washer				0860
35	2	–	–	–	955523-6	Skruv	Bolt				0880
36	2	–	–	–	955894-1	Bricka	Washer				09?
37	2	–	–	–	941907-8	Fjädrande bricka	Resilient washer				09??
38	1	–	–	–	683135-8	Skyddsplåt	Plate				0940
39	360	–	–	–	672172-4	Kantskyddslist	Edge moulding			2 X 180	0960

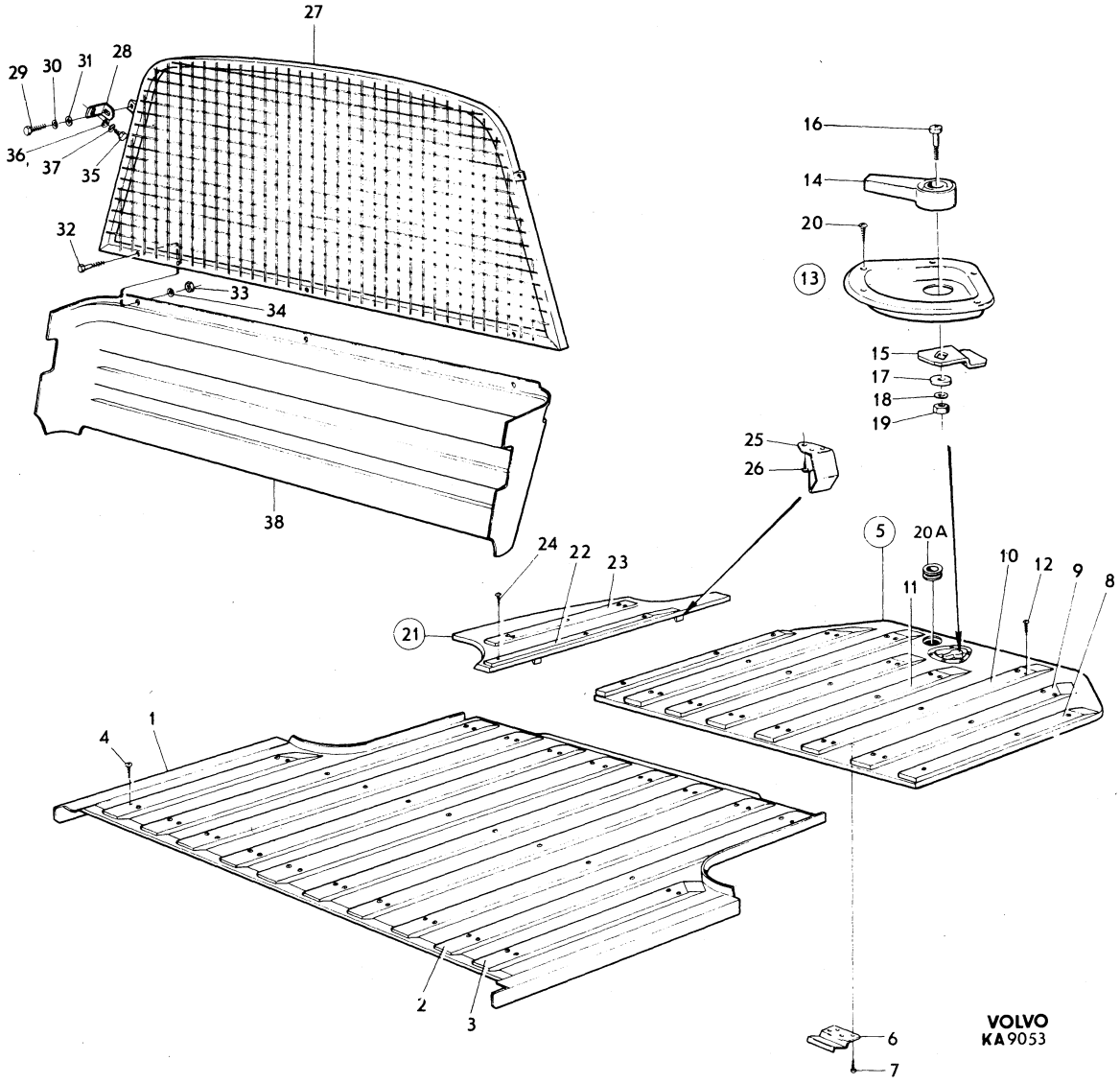
27
29
30
31
28
36
37
35
32
33
34
38
16
14
20
13
15
17
18
19
25
26
24
22
23
21
5
20A
10
12
9
8
11
1
4
2
3
6
7
VOLVO
KA 9053

Sida Page	Grupp Group	Takräcke 145 HT	Roof rack 145 HT	Illustration 10314 1979–11	1900
156	8				

Pos. Fig.	Antal/Quantity				Artikel nr Part No	Benämning	Description	Sats Kit	B P S R	Anmärkning Notes	
1	1	–	–	–	685750-2	Rör	Tube			CH-93570	0020
										(683106)	0040
	1	–	–	–	685750-2	Rör	Tube			CH 93571–	0060
1a	1	–	–	–	688407-6	List	Moulding			CH –93570	0080
1b	7	–	–	–	955150-8	Skruv	Screw			CH –93570	0100
2	1	–	–	–	683100-2	Fäste, främre, V	Anchorage, forward, L				0120
	1	–	–	–	683101-0	Fäste, främre, H	Anchorage, forward, R				0140
3	2	–	–	–	683102-8	Underlägg	Base				0160
4	4	–	–	–	943841-7	Skruv	Screw				0180
5	4	–	–	–	941906-0	Fjädrande bricka	Resilient washer				0200
6	4	–	–	–	942668-5	Nit	Rivet			(942670)	0220
7	1	–	–	–	683104-4	Fäste, bakre, V	Anchorage, rear, L				0240
	1	–	–	–	683105-1	Fäste, bakre, H	Anchorage, rear, R				0260
8	4	–	–	–	961319-1	Skruv	Screw				0280
9	2	–	–	–	683107-7	Bussning	Bushing				0300
10	1	–	–	–	683108-5	List	Moulding				0320
11	5	–	–	–	683174-7	Clips	Clip				0340
12	ERF	–	–	–	683109-3	Tejp	Tape				0360

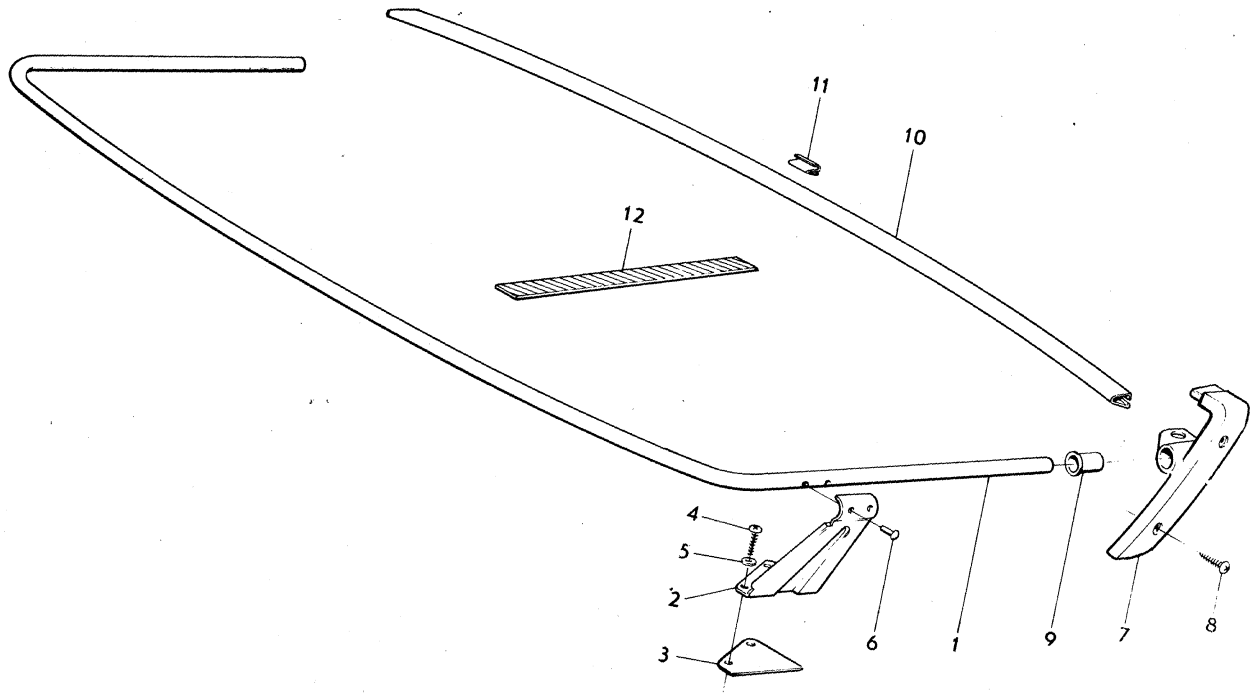

VOLVO PARTS
1 080 10314

Sida Page	Grupp Group	Innerklädsel Sammanställning	Upholstery Assembly	Illustration 26215 1979–11	1930
158	8				

Pos. Fig.	Antal/Quantity				Artikel nr Part No	Benämning	Description	Sats Kit	B P S R	Anmärkning Notes	
1	–	–	–	–		INNERKLÄDSEL 142	UPHOLSTERY 142				0020 0040 0060
	–	–	–	–		•INREDNINGSKOD	•UPHOLSTERY CODE				0080
	–	–	–	–		••600, 600 B, 601, 602	••600, 600 B, 601, 602			SE SIDA 162, 3-K19	0100
	–	–	–	–		••602 B, 608, 608 B	••602 B, 608, 608 B			SE SIDA 166, 3-K23	0120
	–	–	–	–		••609, 610, 611, 612	••609, 610, 611, 612			SE SIDA 170, 3-L03	0140
	–	–	–	–		••613, 613 B, 614, 614 B	••613, 613 B, 614, 614 B			SE SIDA 174, 3-L07	0160 0180
	–	–	–	–		••615, 615 B, 616, 617	••615, 615 B, 616, 617			SE SIDA 178, 3-L11	0200
	–	–	–	–		••618, 619, 620, 621	••618, 619, 620, 621			SE SIDA 182, 4-A01	0
	–	–	–	–		••623, 624, 625, 626	••623, 624, 625, 626			SE SIDA 186, 4-A05	0240
	–	–	–	–		••627, 628, 629	••627, 628, 629			SE SIDA 190, 4-A09	0260
	–	–	–	–		••630, 635, 636, 640	••630, 635, 636, 640			SE SIDA 194, 4-A13	0280
	–	–	–	–		••641, 643, 644, 655	••641, 643, 644, 655			SE SIDA 200, 4-A19	0300
	–	–	–	–		••656, 657, 659, 660	••656, 657, 659, 660			SE SIDA 204, 4-A23	0320
	–	–	–	–		••661, 662, 664, 665	••661, 662, 664, 665			SE SIDA 208, 4-B03	10
	–	–	–	–		••685, 687, 688	••685, 687, 688			SE SIDA 212, 4-B07	0360
											0380 0400
2	–	–	–	–		INNERKLÄDSEL 144 (med framstolar)	UPHOLSTERY 144 (with front seats)				0420 0440 0460
	–	–	–	–		•INREDNINGSKOD	•UPHOLSTERY CODE				0480
	–	–	–	–		••700, 700 B, 701	••700, 700 B, 701			SE SIDA 216, 4-B11	0500
	–	–	–	–		••702, 702 B, 708, 708 B	••702, 702 B, 708, 708 B			SE SIDA 220, 4-B15	0520 0540
	–	–	–	–		••709, 712, 713, 714	••709, 712, 713, 714			SE SIDA 226, 4-B21	0560
	–	–	–	–		••718, 718 B, 719, 719 B	••718, 718 B, 719, 719 B			SE SIDA 230, 4-C01	0580 0600
	–	–	–	–		••720, 720 B	••720, 720 B			SE SIDA 234, 4-C05	0620
	–	–	–	–		••724, 725, 726, 727	••724, 725, 726, 727			SE SIDA 238, 4-C09	0640
	–	–	–	–		••728, 729, 736, 737	••728, 729, 736, 737			SE SIDA 242, 4-C13	0660
	–	–	–	–		••738, 739	••738, 739			SE SIDA 246, 4-C17	0680
	–	–	–	–		••756, 757, 759, 760	••756, 757, 759, 760			SE SIDA 250, 4-C21	0700
	–	–	–	–		••761, 764, 765, 767	••761, 764, 765, 767			SE SIDA 256, 4-D03	0720
	–	–	–	–		••768, 769, 770, 771	••768, 769, 770, 771			SE SIDA 260, 4-D07	0740
	–	–	–	–		••774	••774			SE SIDA 264, 4-D11	0
	–	–	–	–		••758, 766, 775, 776	••758, 766, 775, 776			SE SIDA 266, 4-D13	0
	–	–	–	–		••778, 779, 780, 781	••778, 779, 780, 781			SE SIDA 272, 4-D19	0800
	–	–	–	–		••783, 784, 786	••738, 784, 786			SE SIDA 278, 4-E01	0820
	–	–	–	–		••914	••914			SE SIDA 282, 4-E05	0840
											0860 0880
3	–	–	–	–		INNERKLÄDSEL 144 (med framsäte)	UPHOLSTERY 144 (with bench type front seat)				0 0920 0940 0960
	–	–	–	–		•INREDNINGSKOD	•UPHOLSTERY CODE				0980
	–	–	–	–		••704, 705, 706, 710	••704, 705, 706, 710			SE SIDA 284, 4-E07	1000
	–	–	–	–		••711, 721, 722, 723	••711, 721, 722, 723			SE SIDA 290, 4-E13	1020
	–	–	–	–		••733, 734, 735	••733, 734, 735			SE SIDA 294, 4-E17	1040
	–	–	–	–		••742, 743, 788	••742, 743, 788			SE SIDA 298, 4-E21	1060 1080 1100
4	–	–	–	–		INNERKLÄDSEL 145 HV, 145 SV	UPHOLSTERY 145 HV, 145 SV				1120 1140 1160
	–	–	–	–		•INREDNINGSKOD 145 NT	•UPHOLSTERY CODE 145 NT				1180 1181
	–	–	–	–		••800, 801, 802, 802 B	••800, 801, 802, 802 B			SE SIDA 302, 4-F01	1200
	–	–	–	–		••804, 804 B	••804, 804 B			SE SIDA 308, 4-F07	1220
	–	–	–	–		••805, 806, 807, 808	••805, 806, 807, 808			SE SIDA 312, 4-F11	1240

1

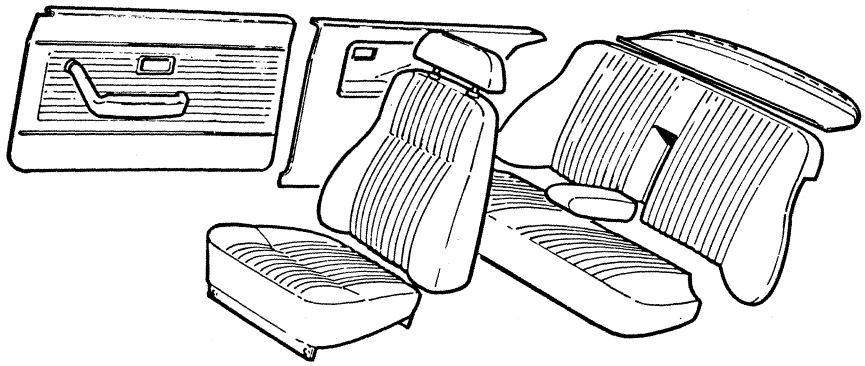

2

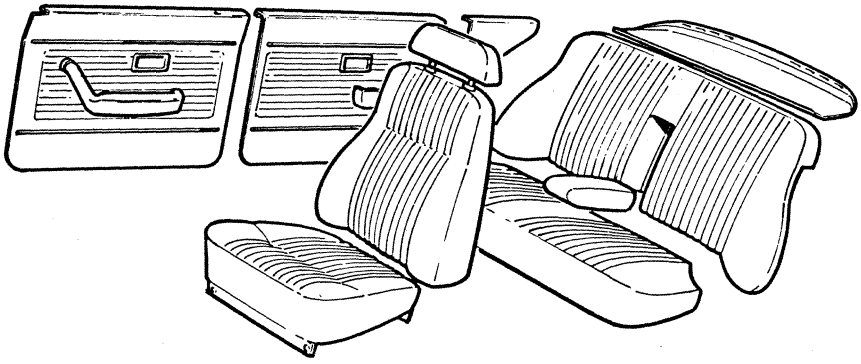

3

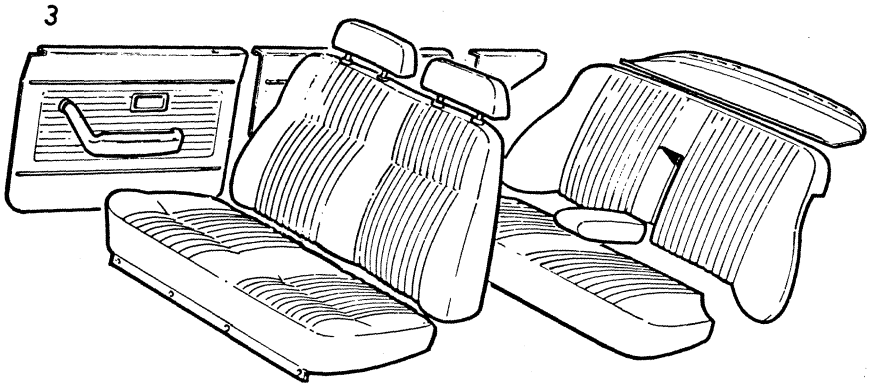

4

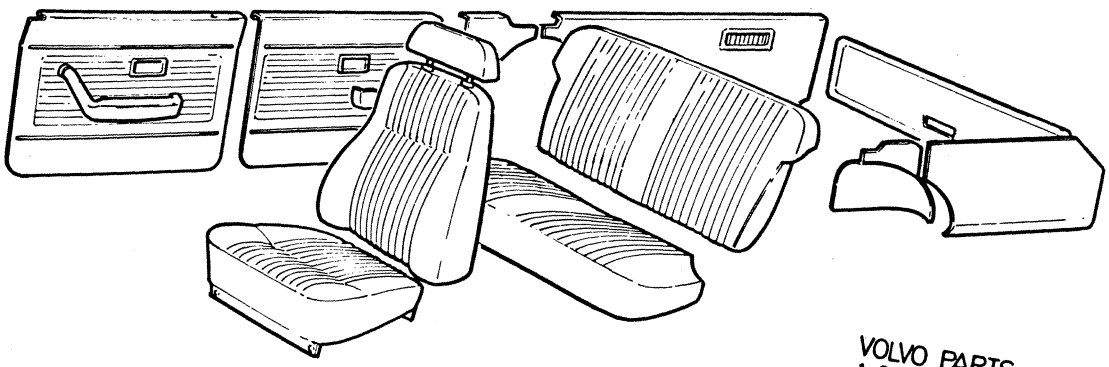

VOLVO PARTS
1 080 26215
(109:1)

Sida / Page	Grupp / Group	Innerklädsel / Sammanställning	Upholstery / Assembly	Illustration	1930
160	8			26215 1979–11	

Pos. Fig.	Antal/Quantity				Artikel nr Part No	Benämning	Description	Sats Kit	B P S R	Anmärkning Notes	
	–	–	–	–		••809, 810, 811	••809, 810, 811			SE SIDA 316, 4-F15	1260
	–	–	–	–		••812, 813, 814, 815	••812, 813, 814, 815			SE SIDA 320, 4-F19	1280
	–	–	–	–		••816, 817, 821, 822	••816, 817, 821, 822			SE SIDA 324, 4-F23	1300
	–	–	–	–		••823, 824	••823, 824			SE SIDA 328, 4-G03	1320
	–	–	–	–		••828, 829, 831, 832	••828, 829, 831, 832			SE SIDA 332, 4-G07	1340
	–	–	–	–		••833, 844, 845, 851	••833, 844, 845, 851			SE SIDA 338, 4-G13	1360
	–	–	–	–		••852, 854, 855, 856	••852, 854, 855, 856			SE SIDA 344, 4-G19	1380
	–	–	–	–		••857, 858, 860, 862	••857, 858, 860, 862			SE SIDA 350, 4-H01	1400
	–	–	–	–		••863, 865, 868, 896	••863, 865, 868, 896			SE SIDA 356, 4-H07	1420
											1440
	–	–	–	–		•INREDNINGSKOD 145 HT	•UPHOLSTERY CODE 145 HT				[illegible]
	–	–	–	–		••819, 820, 838	••819, 820, 838			SE SIDA 370, 4-H21	1490
	–	–	–	–		••843, 849, 850	••843, 849, 850			SE SIDA 360, 4-H11	1500
	–	–	–	–		••857, 867	••857, 867			SE SIDA 366, 4-H17	1520

1

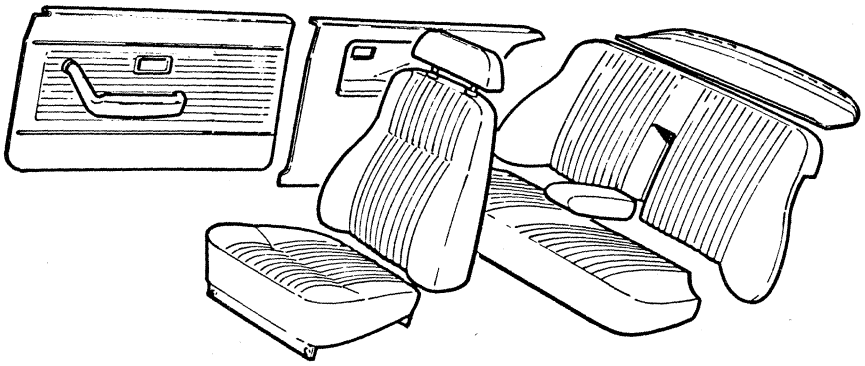

2

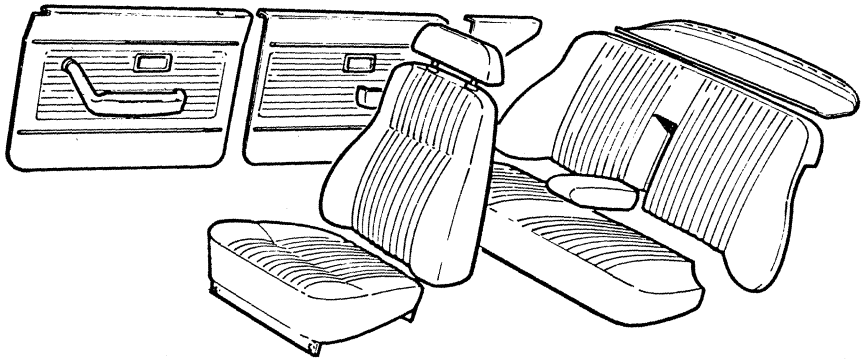

3

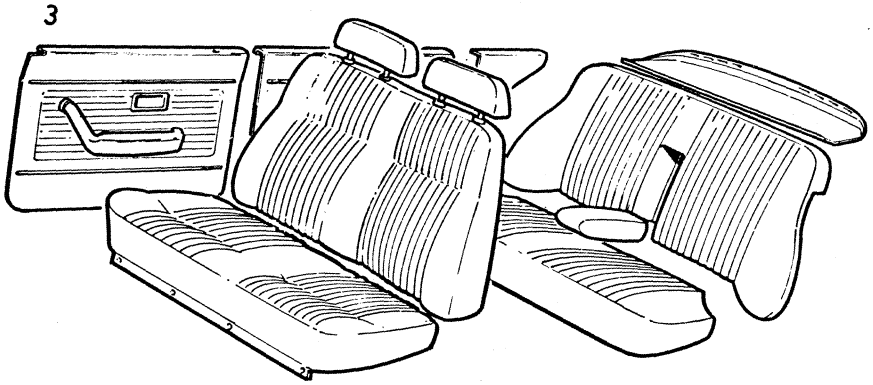

4

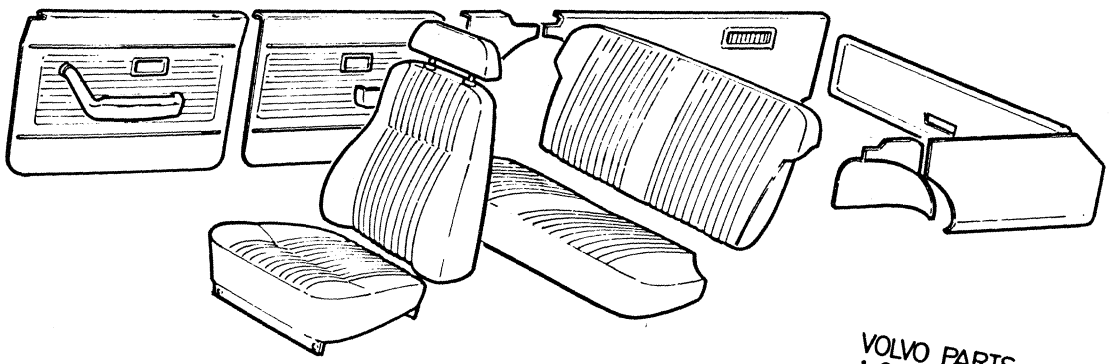

VOLVO PARTS
1 080 26215
(109:1)

Sida Page	Grupp Group	Innerklädsel 142, klädselkombination	Upholstery 142, upholstery combination	Illustration	1950
162	8	600, 600 B, 601, 602	600, 600 B, 601, 602	1979–11	

Pos. Fig.	Antal/Quantity 0600	600B	0601	0602	Artikel nr Part No	Benämning	Description	Sats Kit	B P S R	Anmärkning Notes	
1	ERF	–	–	–	99728-8	Trikåplast, präglad, svart	Plastic–coated fabric, elastic perforated, black		8	METERVARA	0020 0040 0060
x	ERF	–	–	–	699419-8	Trikåplast, svart	Plastic–coated fabric, elastic, black			1) METERVARA (99656)	0080 0100 0120
	ERF	–	–	–	99673-6	Vävplast, svart Produktskylten stämplad 600–559	Plastic–coated fabric, black Designation plate stamped 600–559			ERS AV 699419–8	0140 0160 0180 0200
	–	ERF	–	–	375067-6	Trikåplast, präglad, grå	Plastic–coated fabric, elastic, perforated, grey		8	METERVARA	0240 0260 0280
	–	ERF	–	–		Vävplast, svart Produktskylten stämplad 600 B	Plastic–coated fabric, black Designation plate stamped 600 B		8	METERVARA (376066)	0300 0320 0340 0360 0380
	–	–	ERF	–	99729-6	Trikåplast, präglad, röd	Plastic–coated fabric, elastic, perforated, red		8	METERVARA	0400 0420 0440
	–	–	ERF	–	99732-0	Trikåplast, röd Produktskylten stämplad 601–560	Plastic–coated fabric, elastic, red Designation plate stamped 601–560			77) METERVARA	0460 0480 0500 0520 0540
	–	–	–	ERF	99730-4	Trikåplast, präglad, blå	Plastic–coated fabric, elastic, perforated, blue			77) METERVARA	0560 0580 0600
x	–	–	–	ERF	699224-2	Trikåplast, blå	Plastic–coated fabric, elastic, blue			1) METERVARA (99733)	0620 0640
	–	–	–	ERF	99736-1	Vävplast, blå Produktskylten stämplad 602–561	Plastic–coated fabric, blue Designation plate stamped 602–561			ERS AV 699224–2	0660 0680 0700 0720 0740
2	2	–	–	–		Klädsel	Cover		8	(692433)	0760
	–	2	–	–	375938-8	Klädsel	Cover		8		0780
	–	–	2	–		Klädsel	Cover		8	(692435)	0800
	–	–	–	2	692437-7	Klädsel	Cover		8		0820
3	12	12	12	12	94944-6	•Knapp	•Button				0840
4	12	12	12	12	94945-3	•Hållare	•Retainer				0860
5	2	–	–	–	692434-4	Klädsel	Cover		8		0880
	–	2	–	–	375937-0	Klädsel	Cover		8		0900
	–	–	2	–		Klädsel	Cover		8	(692436)	0920
	–	–	–	2	692438-5	Klädsel	Cover		8		0940
6	2	2	–	–	692659-6	Klädsel	Cover			SPEC UTF 5371	0960
	–	–	2	–	692661-2	Klädsel	Cover		8	SPEC UTF 5372	0980
	–	–	–	2		Klädsel	Cover		8	SPEC UTF 5374	1000
7	1	–	–	–	691883-3	Klädsel	Cover		8		1020
	–	1	–	–		Klädsel	Cover		8	(375939)	1040
	–	–	1	–	691884-1	Klädsel	Cover		8		1060
	–	–	–	1	691885-8	Klädsel	Cover		8		1080
8	1	–	–	–	691879-1	Klädsel	Cover		8		1100

1. Enhet kvadratmeter. Metervarans bredd= 150 cm. Unit: Square metres. Width of material= 150 cm. Unités, en mètres carrés. Au mètre de largeur 150 cm. Einheit, Quadratmeter. Breite der Meterware= 150 cm. Unidad, en metros cuadrados. Por metro, ancho 150 cm.

77. Enhet kvadratmeter. Metervarans bredd = 130 cm. Unit: Square metres. Width of material = 130 cm. Unités, en mètres carrés. Au mètre de largeur 130 cm. Einheit, Quadratmeter. Breite der Meterware = 130 cm. Unidad, en metros cuadrados. Por metro, ancho 130 cm.

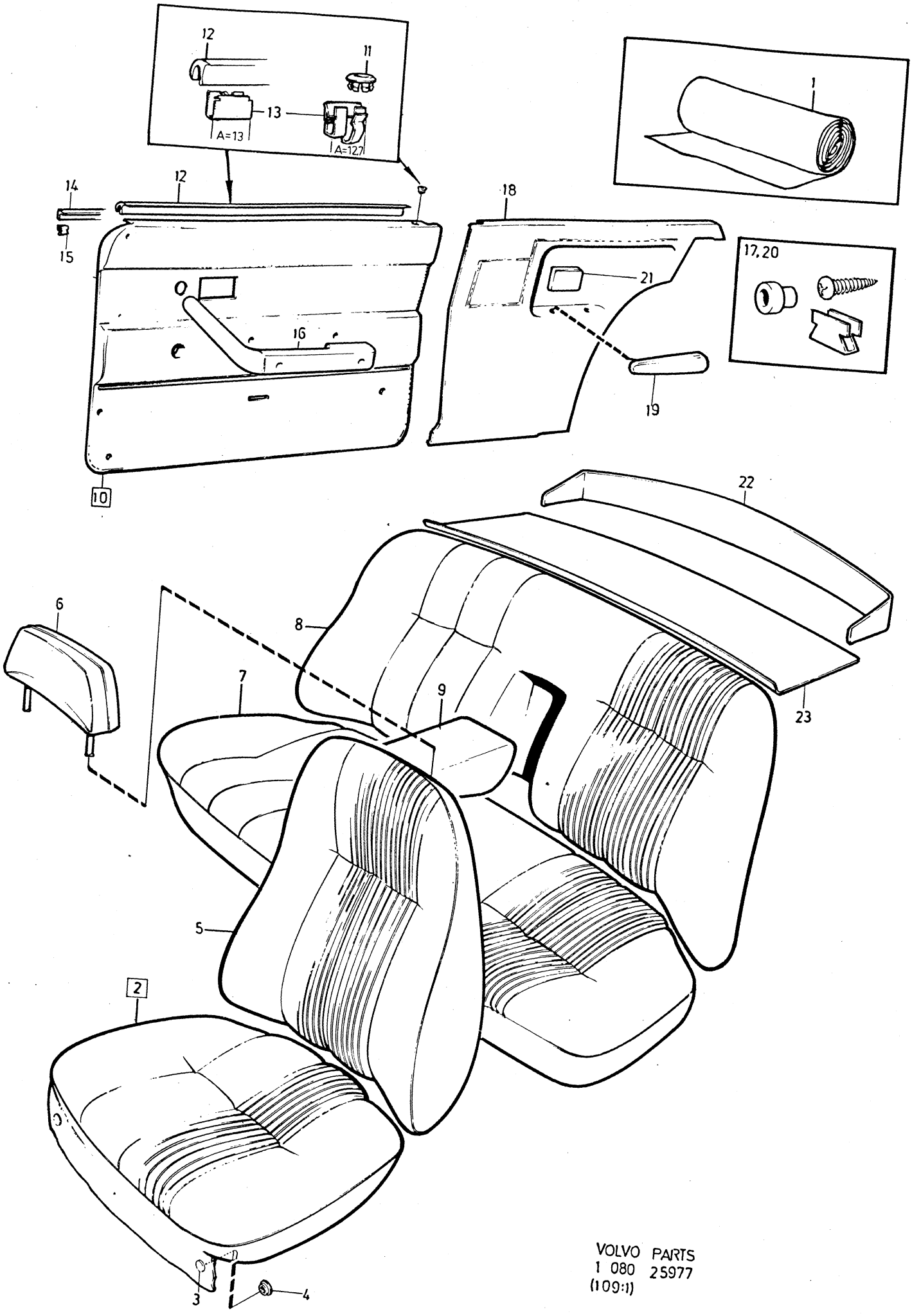

VOLVO PARTS
1 080 25977
(109:1)

Sida Page	Grupp Group	Innerklädsel 142, klädselkombination	Upholstery 142, upholstery combination	Illustration
164	8	600, 600 B, 601, 602	600, 600 B, 601, 602	25977 1979–11

Pos. Fig.	Antal/Quantity 0600	600B	0601	0602	Artikel nr Part No	Benämning	Description	Sats Kit	BPSR	Anmärkning Notes	
	–	1	–	–		Klädsel	Cover		8	(375940)	1120
	–	–	1	–		Klädsel	Cover		8	(691880)	1140
	–	–	–	1	691881-7	Klädsel	Cover		8		1160
9	1	–	–	–	691891-6	Klädsel	Cover		8		1180
	–	1	–	–	375942-0	Klädsel	Cover		8		1200
	–	–	1	–	691892-4	Klädsel	Cover		8		1220
	–	–	–	1	691893-2	Klädsel	Cover		8		1240
10	1	–	–	–	691919-5	Dörrpanel, V	Door panel, L		8		1260
	–	1	–	–	375943-8	Dörrpanel, V	Door panel, L		8		1280
	–	–	1	–	691921-1	Dörrpanel, V	Door panel, L		8		1300
	–	–	–	1	691923-7	Dörrpanel, V	Door panel, L		8		1320
	1	–	–	–	691920-3	Dörrpanel, H	Door panel, R		8		1340
	–	1	–	–		Dörrpanel, H	Door panel, R		8	(375944)	1360
	–	–	1	–	691922-9	Dörrpanel, H	Door panel, R		8		1380
	–	–	–	1	691924-5	Dörrpanel, H	Door panel, R		8		1400
11	2	2	2	2	677003-6	•Bussning	•Bushing				1420
12	2	2	2	2	678200-7	•Skraplist	•Scrap moulding		8		1440
13	14	14	14	14	678201-5	•Clips	•Clip			A=12,7	1460
	18	18	18	18	942188-4	•Clips	•Clip			A=13	1480
14	2	2	2	2	680652-5	•Prydnadslist	•Trim moulding				1500
15	6	6	6	6	680730-9	•Clips	•Clip				1520
16	–	–	–	–		Armstöd	Arm rest			SE SIDA 384, 4-I11	1540
17	–	–	–	–		Monteringsdetaljer	Installation components			SE SIDA 374, 4-I01	1560 1580
18	1	–	–	–	692562-2	Panel, V	Panel, L		8		1600
	–	1	–	–	375945-3	Panel, V	Panel, L		8		1620
	–	–	1	–	692564-8	Panel, V	Panel, L		8		1640
	–	–	–	1	692566-3	Panel, V	Panel, L		8		1660
x	1	–	–	–	692563-0	Panel, H	Panel, R		8		1680
	–	1	–	–	375946-1	Panel, H	Panel, R		8		1700
	–	–	1	–	692565-5	Panel, H	Panel, R		8		1720
	–	–	–	1	692567-1	Panel, H	Panel, R		8		1740
19	1	1	1	1	1210813-0	Armstöd, V	Arm rest, L			(687590)	1760
	1	1	1	1	1210814-8	Armstöd, H	Arm rest, R			(687591)	1780
20	–	–	–	–		Fästdetaljer	Fitting components			SE SIDA 374, 4-I01	1800
21	1	1	1	1		Askkopp	Ash tray			SE SIDA 98, 3-I03	1820
22	1	1	1	1	677908-6	Panel	Panel		8	CH–1499	1840
	1	1	1	1	680327-4	Panel	Panel			CH 1500–	1860
23	1	1	1	1	692045-8	Matta	Mat		8	CH–1499	1880
	1	1	1	1	693296-6	Matta	Mat		8	CH 1500–	1900

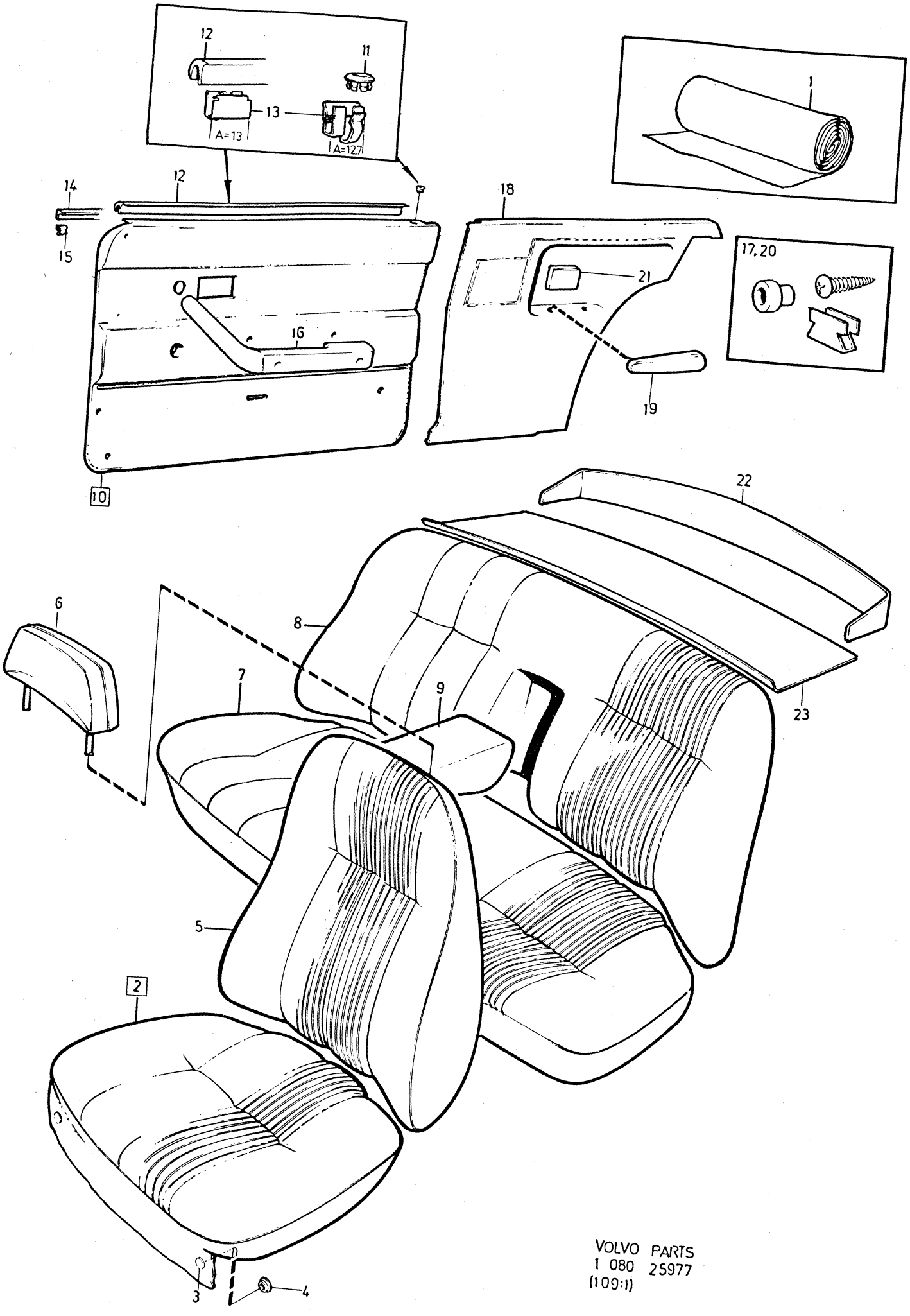

VOLVO PARTS
1 080 25977
(109:1)

Sida Page	Grupp Group	Innerklädsel 142, klädselkombination	Upholstery 142, upholstery combination	Illustration	1960
166	8	602 B, 608, 608 B.	602 B, 608, 608 B.	25977 1979–11	

Pos. Fig.	Antal/Quantity 602B	0608	608B		Artikel nr Part No	Benämning	Description	Sats Kit	B P S R	Anmärkning Notes	
1	ERF	–	–	–	375068-4	Trikåplast, präglad, blå	Plastic–coated fabric, elastic, perforated, blue		8	METERVARA	0020 0040 0060
	ERF	–	–	–	376058-4	Trikåplast, blå	Plastic–coated fabric, elastic, blue		8	METERVARA	0080 0100 0120
	ERF	–	–	–		Vävplast, blå	Plastic–coated fabric, blue		8	METERVARA (376065)	0140 0160
						Produktskylten stämplad 602 B	Designation plate stamped 602 B				0180 0200
	–	ERF	–	–	99790-8	Trikåplast, präglad, ljust beige	Plastic–coated fabric, elastic, perforated, light beige			77) METERVARA	0260 0280 0300
	–	ERF	–	–	99764-3	Trikåplast, ljust beige	Plastic–coated fabric, elastic, light beige			77) METERVARA	0320
	–	ERF	–	–	99766-8	Vävplast, ljust beige	Plastic–coated fabric, light beige			ERS AV 99764–3	0380 0400
						Produktskylten stämplad 608	Designation plate stamped 608				0420 0440 0460
	–	–	ERF	–		Trikåplast, präglad, ljust beige	Plastic–coated fabric, elastic, perforated, light beige		8	METERVARA (375066)	0480 0500 0520 0540
	–	–	ERF	–		Trikåplast, ljust beige	Plastic–coated fabric, elastic, light beige		8	METERVARA (376057)	0560 0580 0600
	–	–	ERF	–		Vävplast, ljust beige	Plastic–coated fabric, light beige		8	METERVARA (376063)	0620 0640
						Produktskylten stämplad 608 B	Designation plate stamped 608 B				0660 0680 0700
2	2	–	–	–	375910-7	Klädsel	Cover		8		0720
	–	2	–	–		Klädsel	Cover		8	(692590)	0740
	–	–	2	–	375917-2	Klädsel	Cover		8		0760
3	12	12	12	–	94944-6	•Knapp	•Button				0
4	12	12	12	–	94945-3	•Hållare	•Retainer				0800
5	2	–	–	–	375909-9	Klädsel	Cover		8		0820
	–	2	–	–		Klädsel	Cover		8	(692591)	0840
	–	–	2	–	375916-4	Klädsel	Cover		8		0860
6	2	–	–	–		Klädsel	Cover		8	SPEC UTF 5374	0880
	–	2	2	–	692660-4	Klädsel	Cover		8	SPEC UTF 5373	0
7	1	–	–	–	375911-5	Klädsel	Cover		8		0920
	–	1	–	–	692592-9	Klädsel	Cover		8		0940
	–	–	1	–	375918-0	Klädsel	Cover		8		0960
8	1	–	–	–	375912-3	Klädsel	Cover		8		0980
	–	1	–	–	692594-5	Klädsel	Cover		8		1000
	–	–	1	–	375919-8	Klädsel	Cover		8		1020
9	1	–	–	–		Klädsel	Cover		8	(376020)	1040
	–	1	–	–	692598-6	Klädsel	Cover		8		1060
	–	–	1	–		Klädsel	Cover		8	(375921)	1080
10	1	–	–	–	376021-2	Dörrpanel, V	Door panel, L		8		1100
	–	1	–	–		Dörrpanel, V	Door panel, L		8	(692602)	1120
	–	–	1	–	375922-2	Dörrpanel, V	Door panel, L		8		1140
	1	–	–	–	376022-0	Dörrpanel, H	Door panel, R		8		1160

77. Enhet kvadratmeter. Metervarans bredd = 130 cm. Unit: Square metres. Width of material = 130 cm. Unités, en mètres carrés. Au mètre de largeur 130 cm. Einheit, Quadratmeter. Breite der Meterware = 130 cm. Unidad, en metros cuadrados. Por metro, ancho 130 cm.

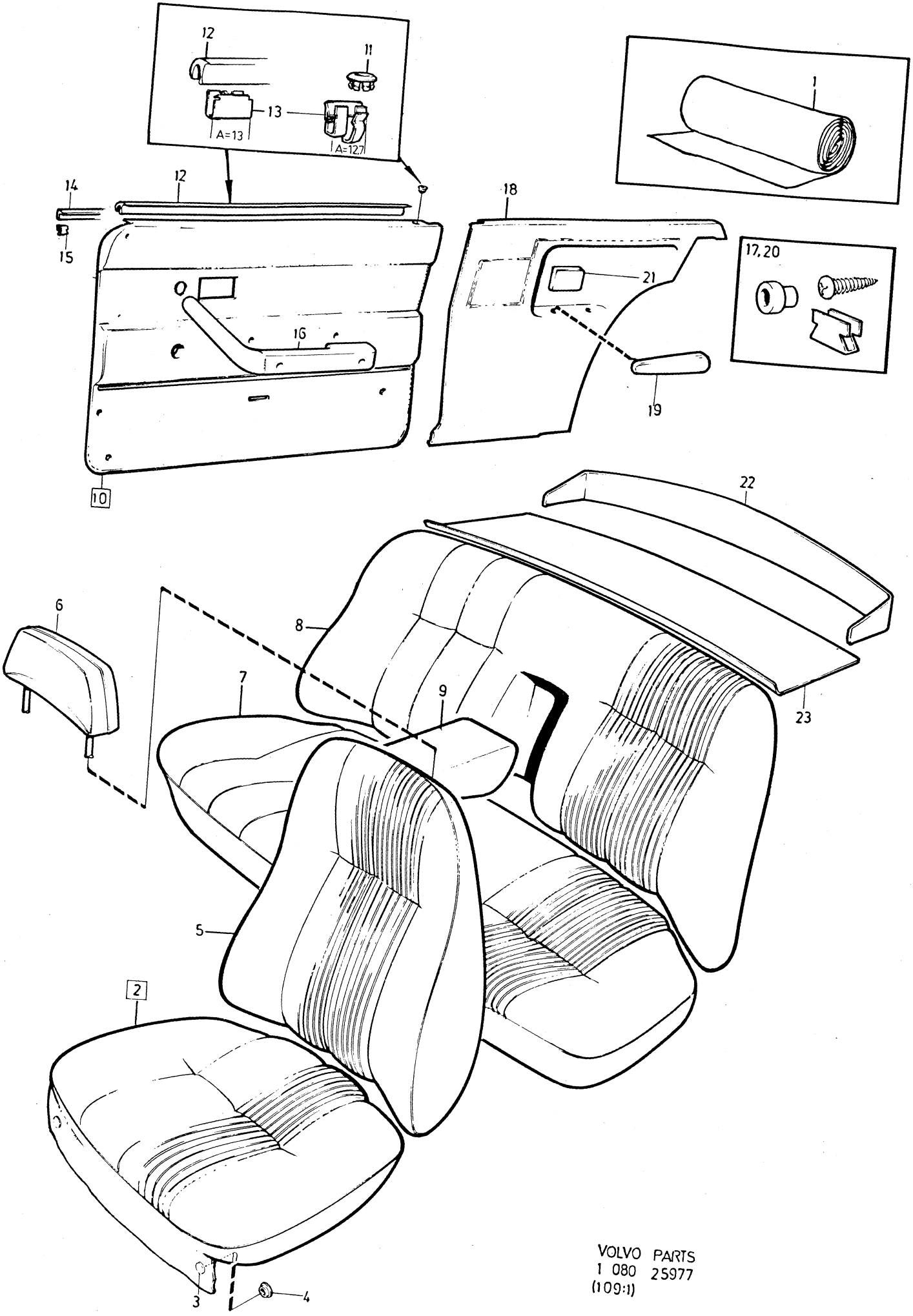

VOLVO PARTS
1 080 25977
(109:1)

Sida Page	Grupp Group	Innerklädsel 142, klädselkombination	Upholstery 142, upholstery combination	Illustration	1960
168	8	602 B, 608, 608 B.	602 B, 608, 608 B.	1979–11	

Pos. Fig.	Antal/Quantity 602B	0608	608B		Artikel nr Part No	Benämning	Description	Sats Kit	BPSR	Anmärkning Notes	
	–	1	–	–		Dörrpanel, H	Door panel, R		8	(692603)	1180
	–	–	1	–	375923-0	Dörrpanel, H	Door panel, R		8		1200
11	2	2	2	–	677003-6	•Bussning	•Bushing				1220
12	2	2	2	–	678200-7	•Skraplist	•Scrap moulding		8		1240
13	14	14	14	–	678201-5	•Clips	•Clip			A=12,7	1260
	18	18	18	–	942188-4	•Clips	•Clip			A=13	1280
14	2	2	2	–	680652-5	•Prydnadslist	•Trim moulding				1300
15	6	6	6	–	680730-9	•Clips	•Clip				1320
16	–	–	–	–		Armstöd	Arm rest			SE SIDA 384, 4-I11	1340
17	–	–	–	–		Monteringsdetaljer	Installation components			SE SIDA 374, 4-I01	1360
18	1	–	–	–	376023-8	Panel, V	Panel, L		8		1400
	–	1	–	–	692604-2	Panel, V	Panel, L		8		1420
	–	–	1	–	375924-8	Panel, V	Panel, L		8		1440
	1	–	–	–	376024-6	Panel, H	Panel, R		8		1460
	–	1	–	–	692605-9	Panel, H	Panel, R		8		1480
	–	–	1	–	375925-5	Panel, H	Panel, R		8		1500
19	1	1	1	–	1210813-0	Armstöd, V	Arm rest, L			(678705)	
	1	1	1	–	1210814-8	Armstöd, H	Arm rest, R			(678706)	1540
20	–	–	–	–		Fästdetaljer	Fitting components			SE SIDA 374, 4-I01	1560
21	–	–	–	–		Askkopp	Ash tray			SE SIDA 98, 3-I03	1580
22	1	1	1	–	677908-6	Panel	Panel		8	CH–1499	1600
	1	1	1	–	680327-4	Panel	Panel			CH 1500–	1620
23	1	1	1	–	692045-8	Matta	Mat		8	CH–1499	1640
	1	1	1	–	693296-6	Matta	Mat		8	CH 1500–	1660

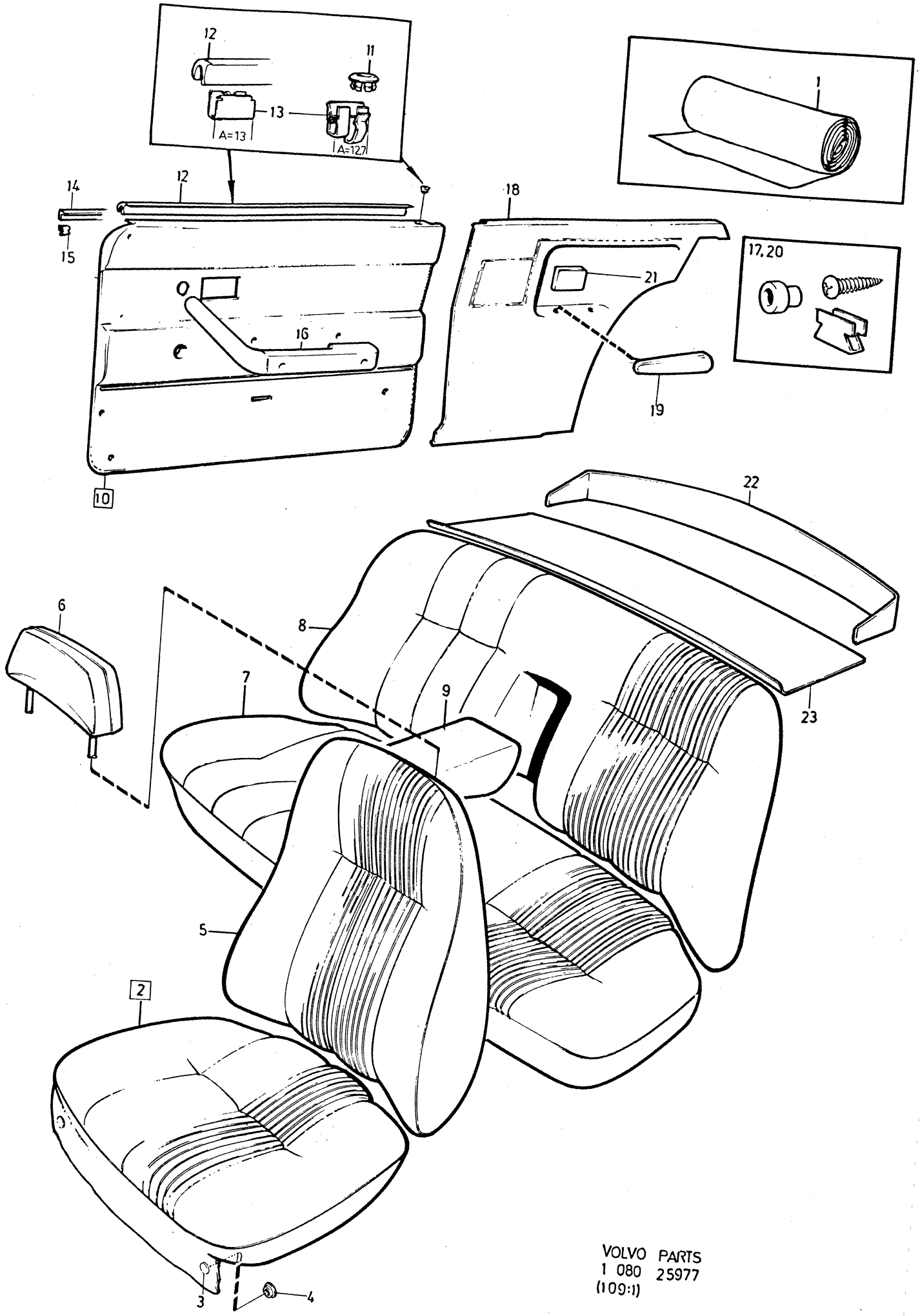

VOLVO PARTS
1 080 25977
(109:1)

Sida Page	Grupp Group	Innerklädsel 142, klädselkombination	Upholstery 142, upholstery combination	Illustration
170	8	609, 610, 611, 612	609, 610, 611, 612	1979–11

Pos. Fig.	Antal/Quantity 0609	0610	0611	0612	Artikel nr Part No	Benämning	Description	Sats Kit	BPSR	Anmärkning Notes	
1	ERF	–	–	–	99791-6	Trikåplast, präglad, vit	Plastic–coated fabric, elastic, perforated, white		8	METERVARA	0020 0040 0060
	ERF	–	–	–		Trikåplast, vit	Plastic–coated fabric, elastic, white		8	METERVARA (99792)	0080 0100 0120
	–	–	–	–		Vävplast, vit Produktskylten stämplad 609–578	Plastic–coated fabric, white Designation plate stamped 609–578		8	METERVARA (99793)	0140 0160 0180 0200 0[illegible]
	–	ERF	–	–	99844-3	Trikåplast, beige	Plastic coated fabric, elastic, beige			77) METERVARA	0[illegible] 0260 0280
	–	ERF	–	–	99847-6	Vävplast, beige Produktskylten stämplad 610–601	Plastic coated fabric, beige Designation plate stamped 610–601			ERS AV 99844–3	0300 0320 0340 0[illegible] 0380
	–	–	ERF	–	99845-0	Trikåplast, blå	Plastic–coated fabric, elastic, blue			ERS AV 99848–4	0400 0420 0440
	–	–	ERF	–	99848-4	Vävplast, blå Produktskylten stämplad 611–602	Plastic–coated fabric, blue Designation plate stamped 611–602			77) METERVARA	0460 0480 0500 0520 0540
	–	–	–	ERF	99846-8	Trikåplast, röd	Plastic–coated fabric, elastic, red			77) METERVARA	0560 0580 0600
	–	–	–	ERF	99849-2	Vävplast, röd Produktskylten stämplad 612–603	Plastic–coated fabric, red Designation plate stamped 612–603			ERS AV 99846–8	0620 0640 0660 0680 0700
2	2	–	–	–	692616-6	Klädsel	Cover		8		0720
	–	2	–	–	692951-7	Klädsel	Cover		8	82)	0740
	–	–	2	–	692953-3	Klädsel	Cover		8	82)	0760
	–	–	–	2	692955-8	Klädsel	Cover		8	82)	0[illegible]
3	12	12	12	12	94944-6	•Knapp	•Button				0800
4	12	12	12	12	94945-3	•Hållare	•Retainer				0820
5	2	–	–	–	692617-4	Klädsel	Cover		8		0840
	–	2	–	–	692952-5	Klädsel	Cover		8	82)	0860
	–	–	2	–	692954-1	Klädsel	Cover		8	82)	0880
	–	–	–	2	692956-6	Klädsel	Cover		8	82)	0[illegible]
6	2	–	–	–	692665-3	Klädsel	Cover		8	SPEC UTF 5376	09[illegible]
	–	2	–	–	692948-3	Klädsel	Cover		8	82) SPEC UTF 5558	0940
x	–	–	2	–	692949-1	Klädsel	Cover		8	82) SPEC UTF 5559	0960
	–	–	–	2	692950-9	Klädsel	Cover		8	82) SPEC UTF 5560	0980
7	1	–	–	–		Klädsel	Cover		8	(692618)	1000
	–	1	–	–	692957-4	Klädsel	Cover		8	82)	1020
	–	–	1	–	692959-0	Klädsel	Cover		8	82)	1040
	–	–	–	1	692961-6	Klädsel	Cover		8	82)	1060
8	1	–	–	–	692622-4	Klädsel	Cover		8		1080
	–	1	–	–	692958-2	Klädsel	Cover		8	82)	1100

77. Enhet kvadratmeter. Metervarans bredd = 130 cm. Unit: Square metres. Width of material = 130 cm. Unités, en mètres carrés. Au mètre de largeur 130 cm. Einheit, Quadratmeter. Breite der Meterware = 130 cm. Unidad, en metros cuadrados. Por metro, ancho 130 cm.

82. Ersättes av motsvarande klädselmaterial i metervara. Replaced by the corresponding material sold by length. Remplacement de garniture correspondante en mètre. Wird durch das jetzige Bezugsmaterial in Metervare ersetzt. Sustituye el tapizado correspondiente vendido por metro.

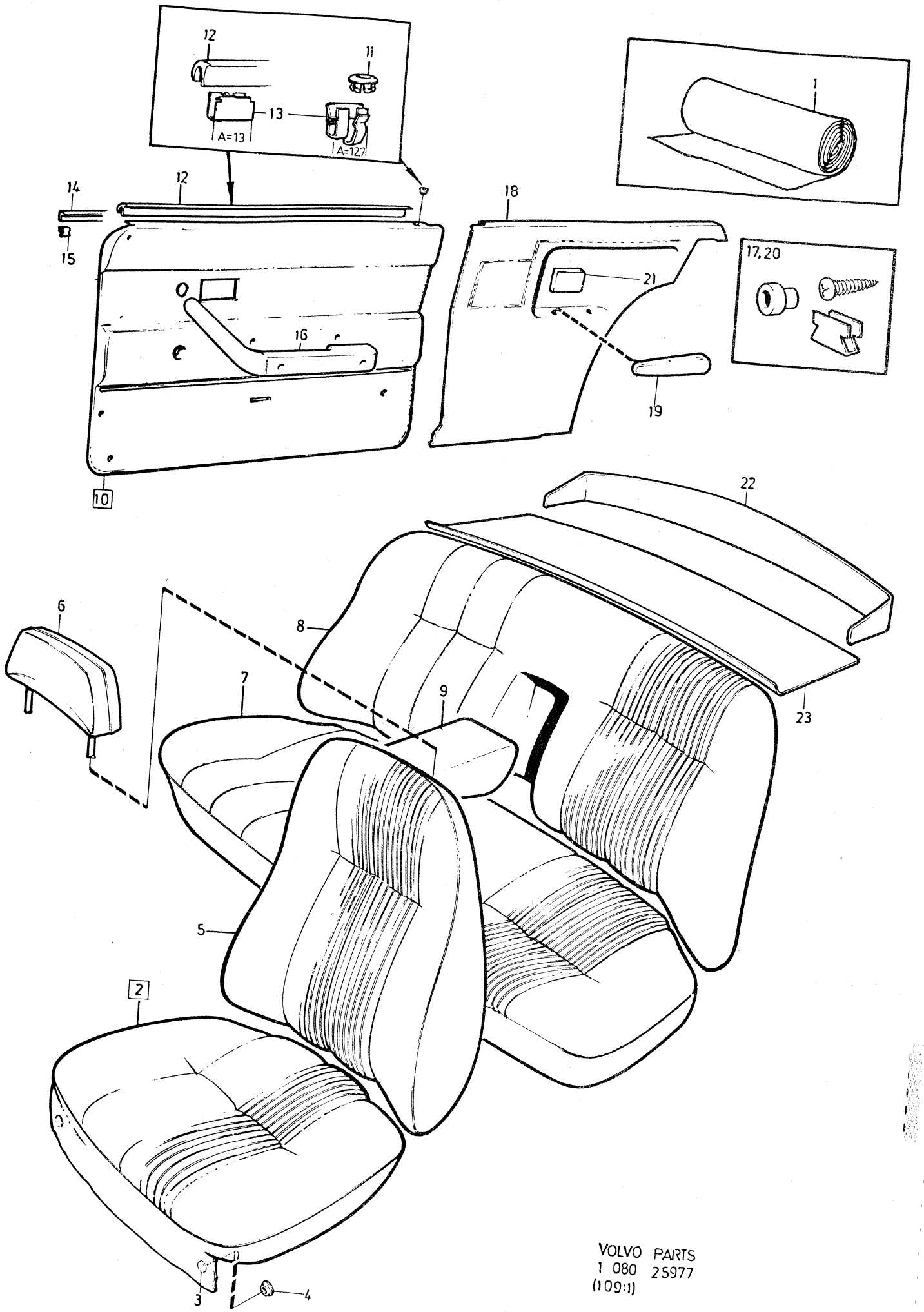

VOLVO PARTS
1 080 25977
(109:1)

Sida Page	Grupp Group	Innerklädsel 142, klädselkombination	Upholstery 142, upholstery combination	Illustration	2000
172	8	609, 610, 611, 612	609, 610, 611, 612	25977 1979–11	

Pos. Fig.	Antal/Quantity 0609	0610	0611	0612	Artikel nr Part No	Benämning	Description	Sats Kit	BPSR	Anmärkning Notes	
	–	–	1	–	692960-8	Klädsel	Cover		8	82)	1120
	–	–	–	1	692962-4	Klädsel	Cover		8	82)	1140
9	1	–	–	–	692624-0	Klädsel	Cover		8		1160
	–	1	–	–	692975-6	Klädsel	Cover		8	82)	1180
	–	–	1	–	692976-4	Klädsel	Cover		8	82)	1200
	–	–	–	1	692977-2	Klädsel	Cover		8	82)	1220
10	1	–	–	–	692628-1	Dörrpanel, V	Door panel, L		8		1240
	–	1	–	–	692987-1	Dörrpanel, V	Door panel, L		8		1260
	–	–	1	–	692989-7	Dörrpanel, V	Door panel, L		8		1280
	–	–	–	1	692991-3	Dörrpanel, V	Door panel, L		8		1300
	1	–	–	–	692629-9	Dörrpanel, H	Door panel, R		8		1320
	–	1	–	–	692988-9	Dörrpanel, H	Door panel, R				J
	–	–	1	–	692990-5	Dörrpanel, H	Door panel, R		8		1360
	–	–	–	1	692992-1	Dörrpanel, H	Door panel, R		8		1380
11	2	2	2	2	677003-6	•Bussning	•Bushing				1400
12	2	2	2	2	678200-7	•Skraplist	•Scrap moulding		8		1420
13	14	14	14	14	678201-5	•Clips	•Clip			A=12,7	1440
	12	12	12	12	942188-4	•Clips	•Clip			A=13	
14	2	2	2	2	680652-5	•Prydnadslist	•Trim moulding				1480
15	6	6	6	6	680730-9	•Clips	•Clip				1500
16	–	–	–	–		Armstöd	Arm rest			SE SIDA 384, 4-I11	1520
17	–	–	–	–		Monteringsdetaljer	Installation components			SE SIDA 374, 4-I01	1540 1560
18	1	–	–	–	692630-7	Panel, V	Panel, L		8		1580
	–	1	–	–	692993-9	Panel, V	Panel, L		8		1600
	–	–	1	–	692995-4	Panel, V	Panel, L		8		1620
	–	–	–	1	692997-0	Panel, V	Panel, L		8		1640
	1	–	–	–	692631-5	Panel, H	Panel, R		8		1660
	–	1	–	–	692994-7	Panel, H	Panel, R		8		1680
	–	–	1	–	692996-2	Panel, H	Panel, R		8		1700
	–	–	–	1	692998-8	Panel, H	Panel, R		8		1720
19	1	1	1	1	1210813-0	Armstöd, V	Arm rest, L			(687590)	1740
	1	1	1	1	1210814-8	Armstöd, H	Arm rest, R			(687591)	1760
20	–	–	–	–		Fästdetaljer	Fitting components			SE SIDA 374, 4-I01	1780
21	–	–	–	–		Askkopp	Ash–tray			SE SIDA 98, 3-I03	1800
22	1	1	1	1	680327-4	Panel	Panel				1820
23	1	1	1	1	693296-6	Matta	Mat		8		1840

82. Ersättes av motsvarande klädselmaterial i metervara. Replaced by the corresponding material sold by length. Remplacement de garniture correspondante en mètre. Wird durch das jetzige Bezugsmaterial in Metervare ersetzt. Sustituye el tapizado correspondiente vendido por metro.

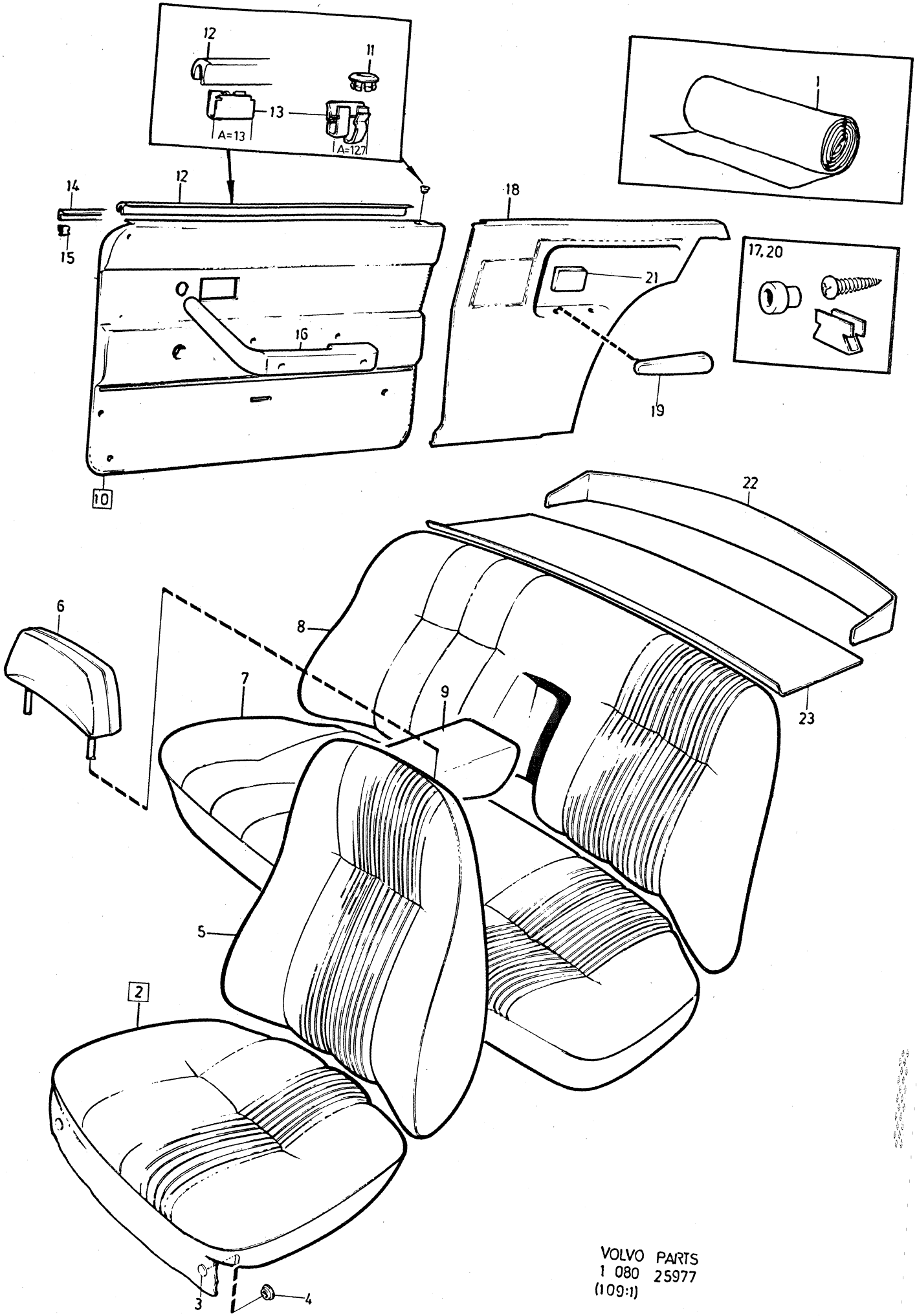

VOLVO PARTS
1 080 25977
(109:1)

Sida Page	Grupp Group	Innerklädsel 142, klädselkombination	Upholstery 142, upholstery combination	Illustration
174	8	613, 613 B, 614, 614 B	613, 613 B, 614, 614 B	2050 25977 1979–11

	Pos. Fig.	Antal/Quantity 0613	613B	0614	614B	Artikel nr Part No	Benämning	Description	Sats Kit	B P S R	Anmärkning Notes	
	1	ERF	–	–	–	99856-7	Tyg, beige	Material, beige			76) METERVARA	0020
		ERF	–	–	–	99847-6	Vävplast, beige	Plastic–coated fabric, beige			77) METERVARA ERS AV 99844–3	0040 0060
							Produktskylten stämplad 613	Designation plate stamped 613				0080 0100 0120
x		–	ERF	–	–	376054-3	Tyg, beige	Material, beige		8	METERVARA	0140
		–	ERF	–	–	376080-8	Vävplast, beige	Plastic–coated fabric, beige		8	METERVARA	0160 0180
							Produktskylten stämplad 613 B	Designation plate stamped 613 B				0200 0220 0240
		–	–	ERF	–	99857-5	Tyg, blått	Material, blue			76) METERVARA	0260
		–	–	ERF	–	99848-4	Vävplast, blå	Plastic–coated fabric, blue			77) METERVARA	0280 0300
							Produktskylten stämplad 614–605	Designation plate stamped 614–605				0320 0340 0360
		–	–	–	ERF	376053-5	Tyg, blått	Material, blue		8	METERVARA	0380
		–	–	–	ERF		Vävplast, blå	Plastic–coated fabric, blue		8	METERVARA (376065)	0400 0420
							Produktskylten stämplad 614 B	Designation plate stamped 614 B				0440 0460 0480
	2	2	–	–	–	693031-7	Klädsel	Cover				0500
		–	2	–	–	375898-4	Klädsel	Cover		8		0520
		–	–	2	–	693033-3	Klädsel	Cover		8	82)	0540
		–	–	–	2	375892-7	Klädsel	Cover		8		0560
	3	12	12	12	12	94944-6	•Knapp	•Button				0580
	4	12	12	12	12	94945-3	•Hållare	•Retainer				0600
	5	2	–	–	–	693032-5	Klädsel	Cover		8	82)	0620
		–	2	–	–	375897-6	Klädsel	Cover		8		0640
		–	–	2	–	693034-1	Klädsel	Cover				0660
		–	–	–	2	375891-9	Klädsel	Cover		8		0680
	6	2	2	–	–	692948-3	Klädsel	Cover		8	82) SPEC UTF 5558	0700
x		–	–	2	2	692949-1	Klädsel	Cover		8	82) SPEC UTF 5559	0720
	7	1	–	–	–	693037-4	Klädsel	Cover		8	82)	0740
		–	1	–	–	375899-2	Klädsel	Cover		8		0760
		–	–	1	–	693039-0	Klädsel	Cover		8	82)	0780
		–	–	–	1	375896-8	Klädsel	Cover		8		0800
	8	1	–	–	–	693038-2	Klädsel	Cover		8	82)	0820
		–	1	–	–		Klädsel	Cover		8	(375900)	0840
		–	–	1	–	693040-8	Klädsel	Cover		8	82)	0860
		–	–	–	1	375894-3	Klädsel	Cover		8		0880
	9	1	–	–	–	693055-6	Klädsel	Cover		8	82)	0900
		–	1	–	–	375901-6	Klädsel	Cover		8		0920
		–	–	1	–		Klädsel	Cover		8	82) (693056)	0940
		–	–	–	1	375895-0	Klädsel	Cover		8		0960
	10	1	1	–	–	692987-1	Dörrpanel, V	Door panel, L		8		0980
		–	–	1	–	692989-7	Dörrpanel, V	Door panel, L		8		1000
		–	–	–	1	376021-2	Dörrpanel, V	Door panel, L		8		1020
		1	1	–	–	692988-9	Dörrpanel, H	Door panel, R				1040

76. Enhet längdmeter. Metervarans bredd = 150 cm. Unit: Linear metre. Width of material = 150 cm. Unité, en mètres. Au mètre, de largeur 150 cm. Einheit, laufendes Meter. Breite der Meterware = 150 cm. Unidad, en metros. Por metro, ancho 150 cm.

77. Enhet kvadratmeter. Metervarans bredd = 130 cm. Unit: Square metres. Width of material = 130 cm. Unités, en mètres carrés. Au mètre de largeur 130 cm. Einheit, Quadratmeter. Breite der Meterware = 130 cm. Unidad, en metros cuadrados. Por metro, ancho 130 cm.

82. Ersättes av motsvarande klädselmaterial i metervara. Replaced by the corresponding material sold by length. Remplacement de garniture correspondante en mètre. Wird durch das jetzige Bezugsmaterial in Metervare ersetzt. Sustituye el tapizado correspondiente vendido por metro.

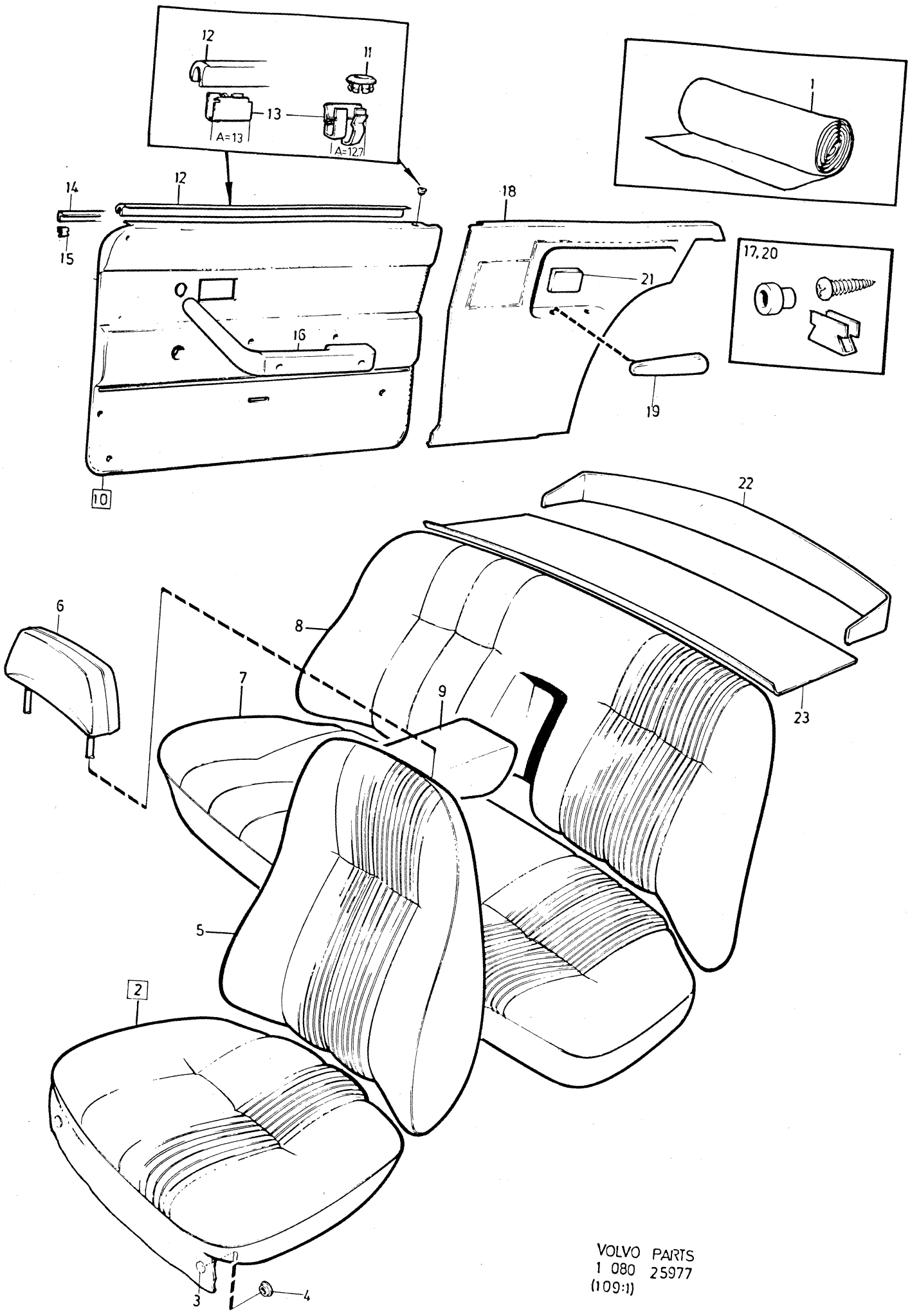

VOLVO PARTS
1 080 25977
(109:1)

Sida Page	Grupp Group	Innerklädsel 142, klädselkombination	Upholstery 142, upholstery combination	Illustration
176	8	613, 613 B, 614, 614 B	613, 613 B, 614, 614 B	25977 1979–11

Pos. Fig.	Antal/Quantity 0613	613B	0614	614B	Artikel nr Part No	Benämning	Description	Sats Kit	B P S R	Anmärkning Notes	
	–	–	1	–	692990-5	Dörrpanel, H	Door panel, R		8		1060
	–	–	–	1	376022-0	Dörrpanel, H	Door panel, R		8		1080
11	2	2	2	2	677003-6	•Bussning	•Bushing				1100
12	2	2	2	2	678200-7	•Skraplist	•Scrap moulding		8		1120
13	14	14	14	14	678201-5	•Clips	•Clip			A=12,7	1140
x	12	12	12	12	942182-7	•Clips	•Clip			A=13	1160
14	2	2	2	2	680652-5	•Prydnadslist	•Trim moulding				1180
15	6	6	6	6	680730-9	•Clips	•Clip				1200
16	–	–	–	–		Armstöd	Arm rest			SE SIDA 384, 4-I11	1220
17	–	–	–	–		Monteringsdetaljer	Installation components			SE SIDA 374, 4-I01	1240
18	1	1	–	–	692993 9	Panel, V	Panel, L		8		1280
	–	–	1	–	692995-4	Panel, V	Panel, L		8		1300
	–	–	–	1		Panel, V	Panel, L		8	(376023)	1320
	1	1	–	–	692994-7	Panel, H	Panel, R		8		1340
	–	–	1	–	692996-2	Panel, H	Panel, R		8		1360
	–	–	–	1		Panel, H	Panel, R		8	(376024)	1380
19	1	1	1	1	1210813-0	Armstöd, V	Arm rest, L			(687590)	1400
	1	1	1	1	1210814-8	Armstöd, H	Arm rest, R			(687591)	1420
20	–	–	–	–		Fästdetaljer	Fitting components			SE SIDA 374, 4-I01	1440
21	–	–	–	–		Askkopp	Ash–tray			SE SIDA 98, 3-I03	1460
22	1	1	1	1	680327-4	Panel	Panel				1480
23	1	1	1	1	693296-6	Matta	Mat		8		1500

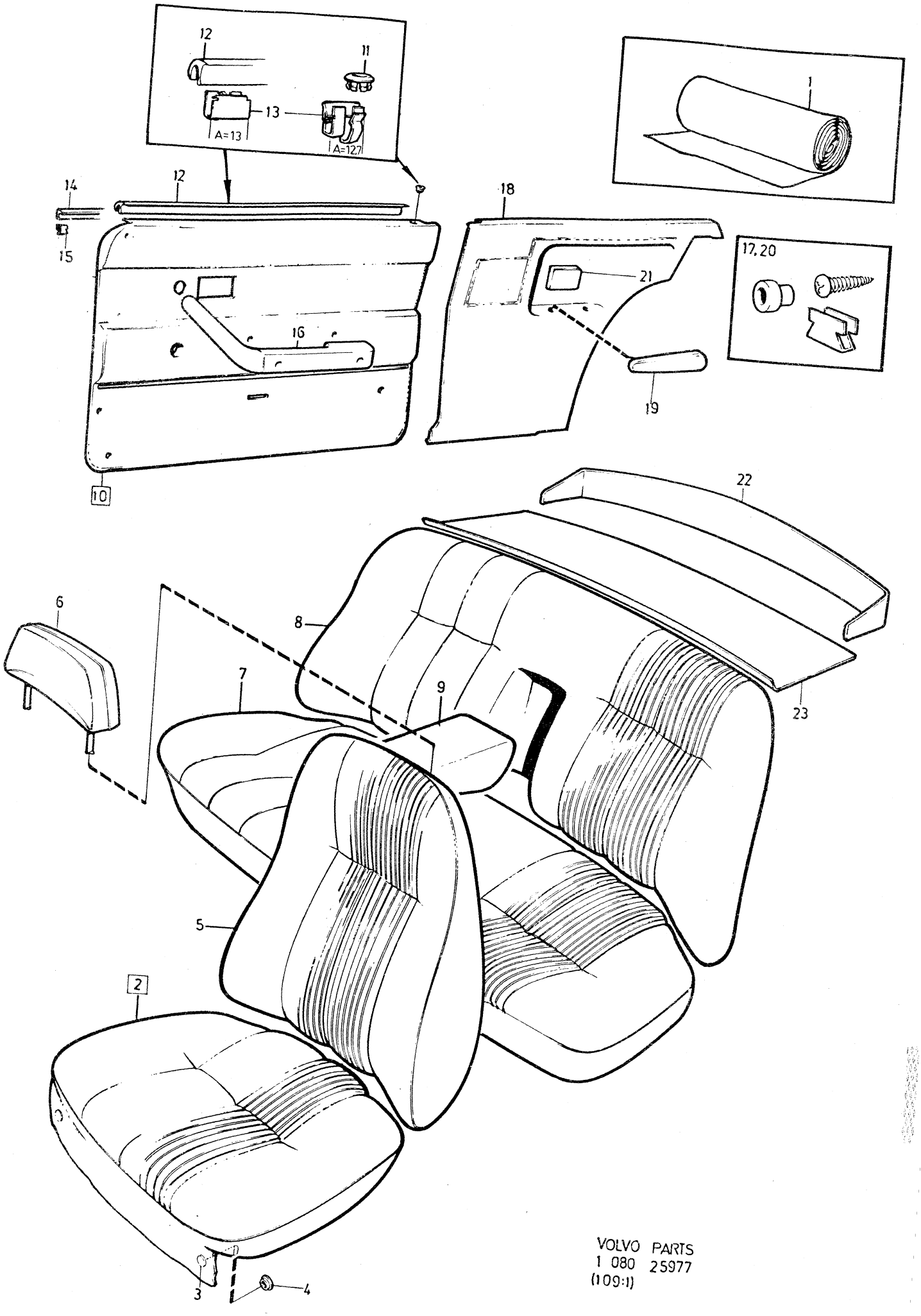

VOLVO PARTS
1 080 25977
(109:1)

Sida Page	Grupp Group	Innerklädsel 142, klädselkombination	Upholstery 142, upholstery combination	Illustration
178	8	615, 615 B, 616, 617	615, 615 B, 616, 617	25977 1979–11

Pos. Fig.	Antal/Quantity 0615	615B	0616	0617	Artikel nr Part No	Benämning	Description	Sats Kit	B P S R	Anmärkning Notes	
1	ERF	–	–	–	99858-3	Tyg, rött	Material, red			76) METERVARA	0020
	ERF	–	–	–	99849-2	Trikåplast, röd	Plastic–coated fabric, elastic, red			77) METERVARA ERS AV 99846–8	0040 0060 0080
						Produktskylten stämplad 615	Designation plate stamped 615				0100 0120 0140
	–	ERF	–	–		Tyg, rött	Material, red		8	METERVARA (376055)	0160
	–	ERF	–	–	376064-2	Vävplast, röd	Plastic–coated fabric, red		8	METERVARA (376064)	0180
						Produktskylten stämplad 615 B	Designation plate stamped 615 B				0240 0260
	–	–	ERF	–	99904-5	Trikåplast, grå	Plastic–coated fabric, elastic, grey		8	METERVARA	0280 0300
	–	–	ERF	–	99907-8	Vävplast, grå	Plastic–coated fabric, grey		8	METERVARA	0340
						Produktskylten stämplad 616–641	Designation plate stamped 616–641				0380 0400 0420
	–	–	–	ERF	99905-2	Trikåplast, grönblå	Plastic–coated fabric, elastic, blue–green		8	METERVARA	0440 0460 0480
	–	–	–	ERF	99908-6	Vävplast, grönblå	Plastic–coated fabric, blue–green		8	METERVARA	0500 0520
						Produktskylten stämplad 617–642	Designation plate stamped 617–642				0540 0560 0580
2	2	–	–	–	693035-8	Klädsel	Cover		8	82)	0600
	–	2	–	–	375904-0	Klädsel	Cover		8		0620
	–	–	2	–	693313-9	Klädsel	Cover		8		0640
	–	–	–	2	693315-4	Klädsel	Cover		8		0660
3	12	12	12	12	94944-6	•Knapp	•Button				0680
4	12	12	12	12	94945-3	•Hållare	•Retainer				0700
5	2	–	–	–	693036-6	Klädsel	Cover		8	82)	0720
	–	2	–	–		Klädsel	Cover		8	(375903)	0740
	–	–	2	–	693314-7	Klädsel	Cover		8		0760
	–	–	–	2	693316-2	Klädsel	Cover		8		0780
6	2	2	–	–	692950-9	Klädsel	Cover		8	82) SPEC UTF 5560	0800
	–	–	2	–	693358-4	Klädsel	Cover		8		0820
	–	–	–	2	693359-2	Klädsel	Cover		8		0840
7	1	–	–	–		Klädsel	Cover		8	82) (693041)	0860
	–	1	–	–		Klädsel	Cover		8	(375905)	0880
	–	–	1	–	693325-3	Klädsel	Cover		8	(695274)	0900
	–	–	–	1	693326-1	Klädsel	Cover		8	(695275)	0920
8	1	–	–	–	693042-4	Klädsel	Cover		8	82)	0940
	–	1	–	–	375906-5	Klädsel	Cover		8		0960
	–	–	1	–	693349-3	Klädsel	Cover		8	(695269)	0980
	–	–	–	1	693350-1	Klädsel	Cover		8	(695270)	1000
9	1	–	–	–	693057-2	Klädsel	Cover		8	82)	1020
	–	1	–	–	375907-3	Klädsel	Cover		8		1040

76. Enhet längdmeter. Metervarans bredd = 150 cm. Unit: Linear metre. Width of material = 150 cm. Unité, en mètres. Au mètre, de largeur 150 cm. Einheit, laufendes Meter. Breite der Meterware = 150 cm. Unidad, en metros. Por metro, ancho 150 cm.

77. Enhet kvadratmeter. Metervarans bredd = 130 cm. Unit: Square metres. Width of material = 130 cm. Unités, en mètres carrés. Au mètre de largeur 130 cm. Einheit, Quadratmeter. Breite der Meterware = 130 cm. Unidad, en metros cuadrados. Por metro, ancho 130 cm.

82. Ersättes av motsvarande klädselmaterial i metervara. Replaced by the corresponding material sold by length. Remplacement de garniture correspondante en mètre. Wird durch das jetzige Bezugsmaterial in Metervare ersetzt. Sustituye el tapizado correspondiente vendido por metro.

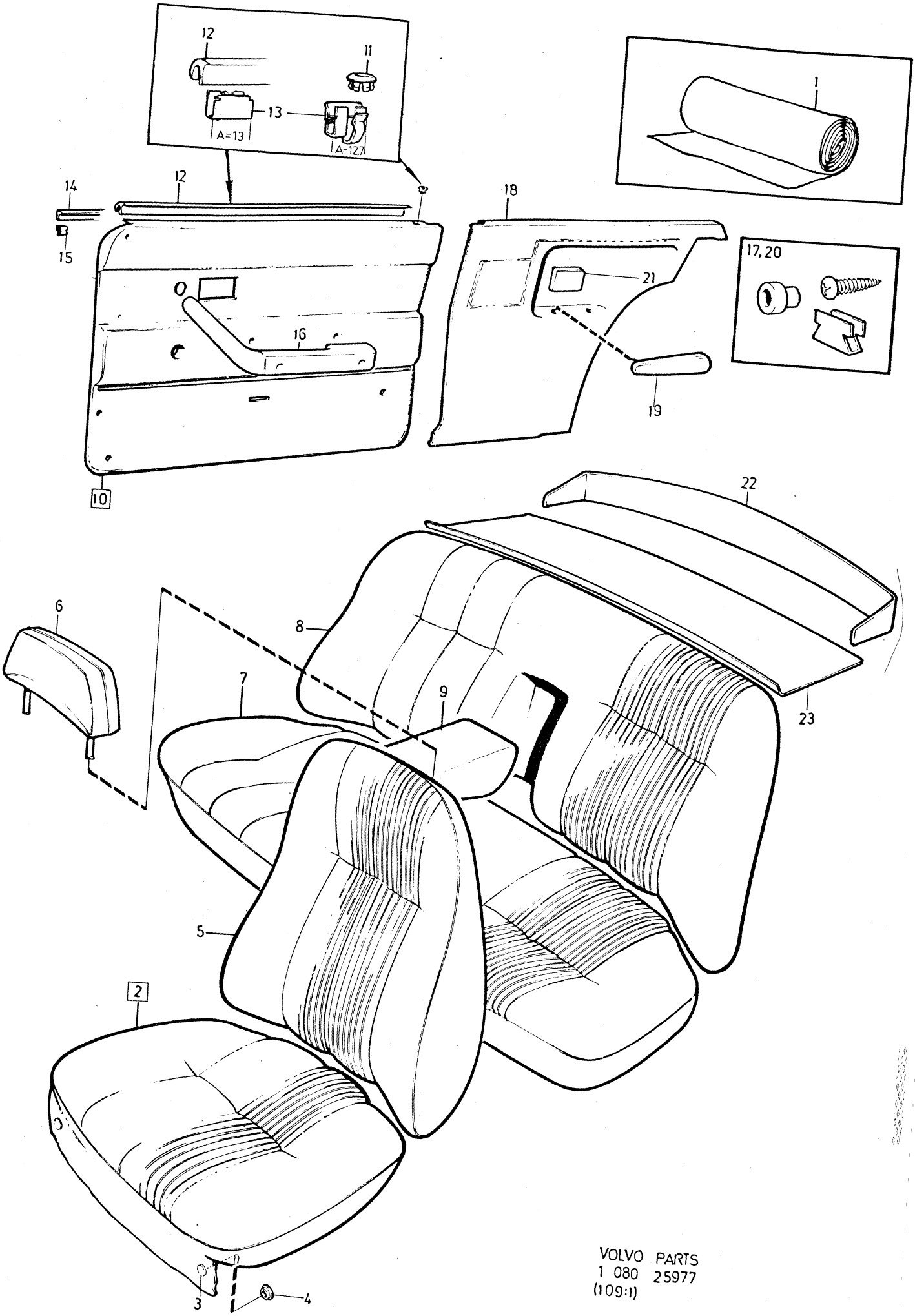

VOLVO PARTS
1 080 25977
(109:1)

Sida Page	Grupp Group	Innerklädsel 142, klädselkombination	Upholstery 142, upholstery combination	Illustration	2060
180	8	615, 615 B, 616, 617	615, 615 B, 616, 617	25977 1979–11	

Pos. Fig.	Antal/Quantity 0615	615B	0616	0617	Artikel nr Part No	Benämning	Description	Sats Kit	BPSR	Anmärkning Notes	
	–	–	1	–	693361-8	Klädsel	Cover		8		1060
	–	–	–	1	693362-6	Klädsel	Cover		8		1080
10	1	–	–	–	692991-3	Dörrpanel, V	Door panel, L		8		1100
	–	1	–	–	376043-6	Dörrpanel, V	Door panel, L		8		1120
	–	–	1	–	693385-7	Dörrpanel, V	Door panel, L		8		1140
	–	–	–	1	693387-3	Dörrpanel, V	Door panel, L		8		1160
	1	–	–	–	692992-1	Dörrpanel, H	Door panel, R		8		1180
	–	1	–	–	376044-4	Dörrpanel, H	Door panel, R		8		1200
	–	–	1	–	693386-5	Dörrpanel, H	Door panel, R		8		1220
	–	–	–	1	693388-1	Dörrpanel, H	Door panel, R		8		1240
11	2	2	2	2	677003-6	•Bussning	•Bushing				
12	2	2	2	2	678200-7	•Skraplist	•Scrap moulding		8		1260
13	14	14	14	14	678201-5	•Clips	•Clip			A=12,7	1300
	12	12	12	12	942188-4	•Clips	•Clip			A=13	1320
14	2	2	–	–	680652-5	•Prydnadslist	•Trim moulding				1340
	–	–	1	1	684004-5	•Prydnadslist, V	•Trim moulding, L			ERS AV 1 ST 686781–6, 5 ST 678201–5	1360
	–	–	1	1	684005-2	•Prydnadslist, H	•Trim moulding, R			ERS AV 1 ST 686782–4, 5 ST 678201–5	1420
15	6	6	6	6	680730-9	•Clips	•Clip				1440
16	–	–	–	–		Armstöd	Arm rest			SE SIDA 384, 4-I11	1460
17	–	–	–	–		Monteringsdetaljer	Installation components			SE SIDA 374, 4-I01	1480 1500
18	1	–	–	–	692997-0	Panel, V	Panel, L		8		1520
	–	1	–	–	376045-1	Panel, V	Panel, L		8		1540
	–	–	1	–	693391-5	Panel, V	Panel, L		8		1560
	–	–	–	1	693393-1	Panel, V	Panel, L		8		1580
	1	–	–	–	692998-8	Panel, H	Panel, R		8		1600
	–	1	–	–		Panel, H	Panel, R		8	(376046)	1620
	–	–	1	–	693392-3	Panel, H	Panel, R		8		1640
	–	–	–	1	693394-9	Panel, H	Panel, R		8		1660
19	1	1	1	1	1210813-0	Armstöd, V	Arm rest, L			(687590)	1680
	1	1	1	1	1210814-8	Armstöd, H	Arm rest, R			(687591)	1700
20	–	–	–	–		Fästdetaljer	Fitting components			SE SIDA 374, 4-I01	1720
21	–	–	–	–		Askkopp	Ash–tray			SE SIDA 98, 3-I03	1740
22	1	1	–	–	680327-4	Panel	Panel				1760
	–	–	1	1	682968-3	Panel	Panel				1780
23	1	1	–	–	693296-6	Matta	Mat		8		1800
	–	–	1	–	694026-6	Matta	Mat			ERS AV 1264913–3	1820
	–	–	–	1	694027-4	Matta	Mat			ERS AV 1264913–3	1840

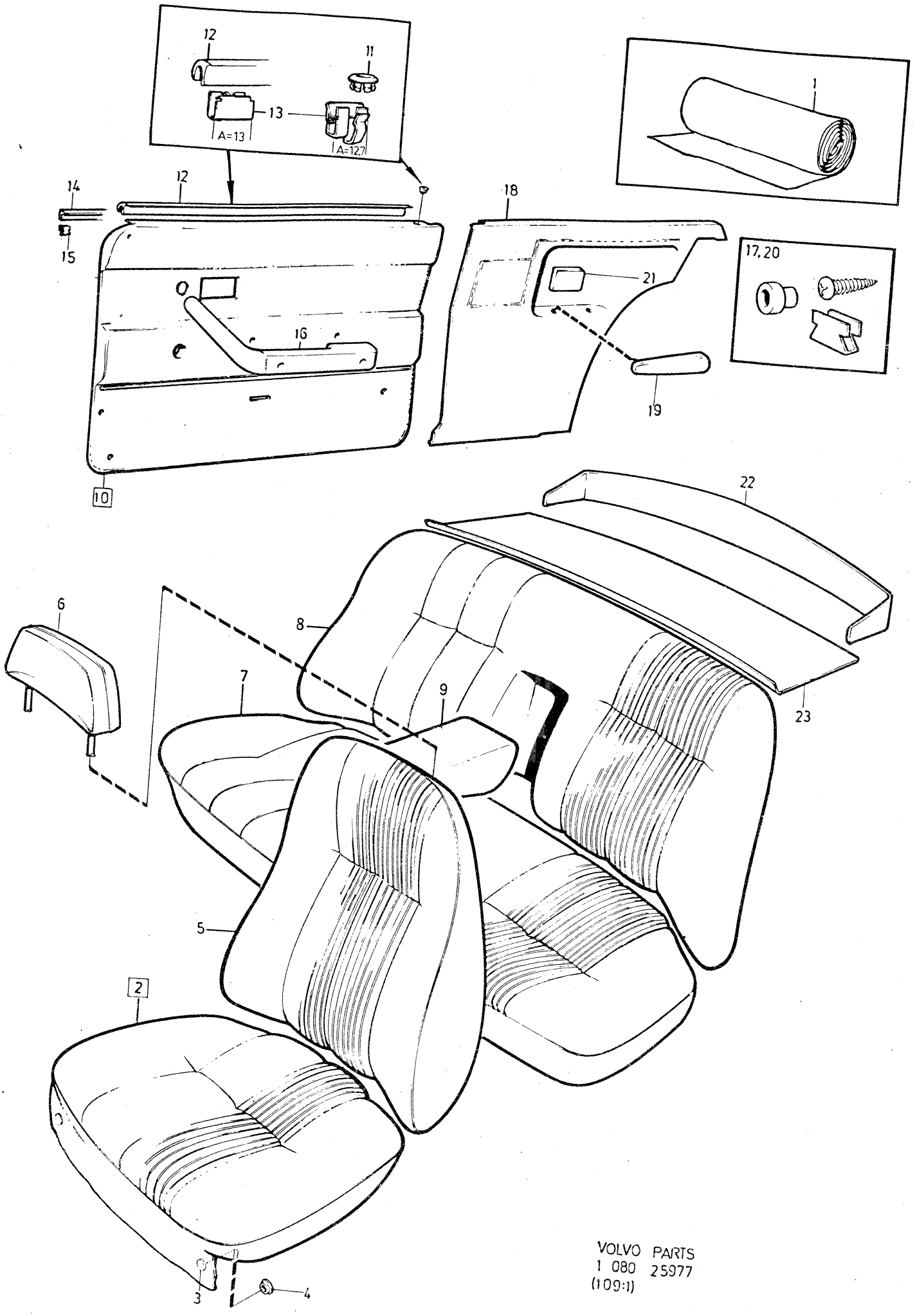

VOLVO PARTS
1 080 25977
(109:1)

Sida Page	Grupp Group	Innerklädsel 142, klädselkombination	Upholstery 142, upholstery combination	Illustration
182	8	618, 619, 620, 621	618, 619, 620, 621	25977 1979–11

Pos. Fig.	Antal/Quantity				Artikel nr Part No	Benämning	Description	Sats Kit	BPSR	Anmärkning Notes	
1	ERF	–	–	–	99903-7	Trikåplast, ljust beige	Plastic–coated fabric, elastic, light beige			81) METERVARA	0020 0040 0060
	ERF	–	–	–	99960-7	Vävplast, ljust beige Produktskylten stämplad 618–643	Plastic–coated fabric, light beige Designation plate stamped 618–643			77) METERVARA ERS AV 99764–3	0080 0100 0120 0140 0160
	–	ERF	–	–	99916-9	Tyg, grått	Material, grey			76) METERVARA	0180
	–	ERF	–	–	99907-8	Vävplast, grå Produktskylten stämplad 619–644	Plastic–coated fabric, grey Designation plate stamped 619–644		8	METERVARA	0200 0220 0240 0260 0280
	–	–	ERF	–	99917-7	Tyg, grönblått	Material, blue–green			76) METERVARA	0300 0320
	–	–	ERF	–	99908-6	Vävplast, grönblå Produktskylten stämplad 620–645	Plastic–coated fabric, blue–green Designation plate stamped 620–645		8	METERVARA	0340 0360 0380 0400 0420
	–	–	–	ERF	99915-1	Tyg, ljust beige	Material, light beige			76) METERVARA	0440 0460
	–	–	–	ERF	99960-7	Vävplast, ljust beige Produktskylten stämplad 621–646	Plastic–coated fabric, light beige Designation plate stamped 621–646			77) METERVARA ERS AV 99764–3	0480 0500 0520 0540 0560
2	2	–	–	–	693317-0	Klädsel	Cover		8	82)	0580
	–	2	–	–	693319-6	Klädsel	Cover		8	82)	0600
	–	–	2	–	693321-2	Klädsel	Cover		8	82)	0620
	–	–	–	2	693323-8	Klädsel	Cover		8	82)	0640
3	12	12	12	12	94944-6	•Knapp	•Button				0660
4	12	12	12	12	94945-3	•Hållare	•Retainer				0680
5	2	–	–	–	693318-8	Klädsel	Cover		8	82)	0700
	–	2	–	–	693320-4	Klädsel	Cover		8	82)	0720
	–	–	2	–	693322-0	Klädsel	Cover		8	82)	0740
	–	–	–	2	693324-6	Klädsel	Cover		8	82)	0760
6	2	–	–	2	693360-0	Klädsel	Cover		8	82)	0780
	–	2	–	–	693358-4	Klädsel	Cover		8	82)	0800
	–	–	2	–	693359-2	Klädsel	Cover		8	82)	0820
7	1	–	–	–	693327-9	Klädsel	Cover		8	82) (695273)	0840
	–	1	–	–	693328-7	Klädsel	Cover		8	82) (695254)	0860
	–	–	1	–	693329-5	Klädsel	Cover		8	82) (695255)	0880
	–	–	–	1	693330-3	Klädsel	Cover		8	82) (695253)	0900
8	1	–	–	–	693351-9	Klädsel	Cover		8	82) (695268)	0920
	–	1	–	–	693352-7	Klädsel	Cover		8	82) (695264)	0940
	–	–	1	–	693353-5	Klädsel	Cover		8	82) (695265)	0960
	–	–	–	1	693354-3	Klädsel	Cover		8	82) (695263)	0980

76. Enhet längdmeter. Metervarans bredd = 150 cm. Unit: Linear metre. Width of material = 150 cm. Unité, en mètres. Au mètre, de largeur 150 cm. Einheit, laufendes Meter. Breite der Meterware = 150 cm. Unidad, en metros. Por metro, ancho 150 cm.

77. Enhet kvadratmeter. Metervarans bredd = 130 cm. Unit: Square metres. Width of material = 130 cm. Unités, en mètres carrés. Au mètre de largeur 130 cm. Einheit, Quadratmeter. Breite der Meterware = 130 cm. Unidad, en metros cuadrados. Por metro, ancho 130 cm.

81. Enhet kvadratmeter. Metervarans bredd = 140 cm. Unit: Square metres. Width of material = 140 cm. Unité, en mètres carrés. Au mètre, de largeur 140 cm. Einheit, Quadratmeter. Breite der Meterware = 140 cm. Unidad, en metros cuadrados. Por metro, ancho 140 cm.

82. Ersättes av motsvarande klädselmaterial i metervara. Replaced by the corresponding material sold by length. Remplacement de garniture correspondante en mètre. Wird durch das jetzige Bezugsmaterial in Metervare ersetzt. Sustituye el tapizado correspondiente vendido por metro.

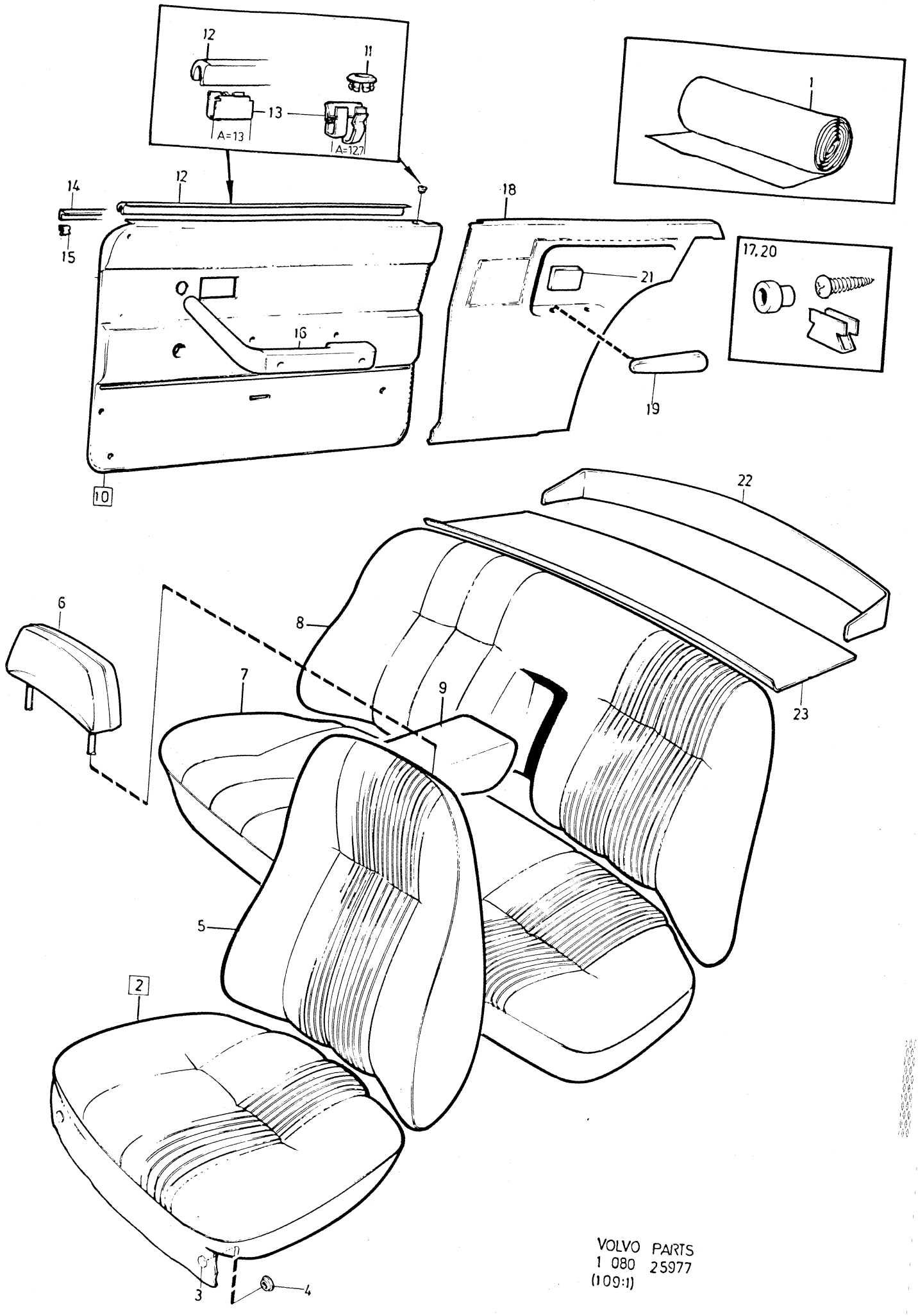

VOLVO PARTS
1 080 25977
(109:1)

Sida Page	Grupp Group	Innerklädsel 142, klädselkombination	Upholstery 142, upholstery combination	Illustration
184	8	618, 619, 620, 621	618, 619, 620, 621	25977 1979–11

Pos. Fig.	Antal/Quantity				Artikel nr Part No	Benämning	Description	Sats Kit	BPSR	Anmärkning Notes	
9	1	–	–	–	693363-4	Klädsel	Cover		8	82)	1000
	–	1	–	–	693364-2	Klädsel	Cover		8	82)	1020
	–	–	1	–	693365-9	Klädsel	Cover		8	82)	1040
	–	–	–	1	693366-7	Klädsel	Cover		8	82)	1060
10	1	–	–	–	693389-9	Dörrpanel, V	Door panel, L		8		1080
	–	1	–	–	693385-7	Dörrpanel, V	Door panel, L		8		1100
	–	–	1	–	693387-3	Dörrpanel, V	Door panel, L		8		1120
	–	–	–	1	693389-9	Dörrpanel, V	Door panel, L		8		1140
	1	–	–	–	693390-7	Dörrpanel, H	Door panel, R		8		1160
	–	1	–	–	693386-5	Dörrpanel, H	Door panel, R		8		1180
	–	–	1	–	693388-1	Dörrpanel, H	Door panel, R		8		1200
	–	–	–	1	693390-7	Dörrpanel, H	Door panel, R		8		
11	2	2	2	2	677003-6	•Bussning	•Bushing				1240
12	2	2	2	2	678200-7	•Skraplist	•Scrap moulding		8		1260
13	14	14	14	14	678201-5	•Clips	•Clip			A=12,7	1280
	12	12	12	12	942188-4	•Clips	•Clip			A=13	1300
14	1	1	1	1	684004-5	•Prydnadslist, V	•Trim moulding, L			ERS AV 1 ST 686781–6, 5 ST 678201–5	1320
	1	1	1	1	684005-2	•Prydnadslist, H	•Trim moulding, R			ERS AV 1 ST 686782–4, 5 ST 678201–5	1360 1380
15	6	6	6	6	680730-9	•Clips	•Clip				1400
16	–	–	–	–		Armstöd	Arm rest			SE SIDA 384, 4-I11	1420
17	–	–	–	–		Monteringsdetaljer	Installation components			SE SIDA 374, 4-I01	1440 1460
18	1	–	–	1	693395-6	Panel, V	Panel, L		8		1480
	–	1	–	–	693391-5	Panel, V	Panel, L		8		1500
	–	–	1	–	693393-1	Panel, V	Panel, L		8		1520
	1	–	–	1	693396-4	Panel, H	Panel, R		8		1540
	–	1	–	–	693392-3	Panel, H	Panel, R		8		1560
	–	–	1	–	693394-9	Panel, H	Panel, R		8		1580
19	1	1	1	1	1210813-0	Armstöd, V	Arm rest, L			(687590)	1600
	1	1	1	1	1210814-8	Armstöd, H	Arm rest, R			(687591)	1620
20	–	–	–	–		Fästdetaljer	Fitting components			SE SIDA 374, 4-I01	1640
21	–	–	–	–		Askkopp	Ash–tray			SE SIDA 98, 3-I03	1660
22	1	1	1	1	682968-3	Panel	Panel				1680
23	1	–	–	1	694028-2	Matta	Mat			ERS AV 1264913–3	1700
	–	1	–	–	694026-6	Matta	Mat			ERS AV 1264913–3	1720
	–	–	1	–	694027-4	Matta	Mat			ERS AV 1264913–3	1740

82. Ersättes av motsvarande klädselmaterial i metervara. Replaced by the corresponding material sold by length. Remplacement de garniture correspondante en mètre. Wird durch das jetzige Bezugsmaterial in Metervare ersetzt. Sustituye el tapizado correspondiente vendido por metro.

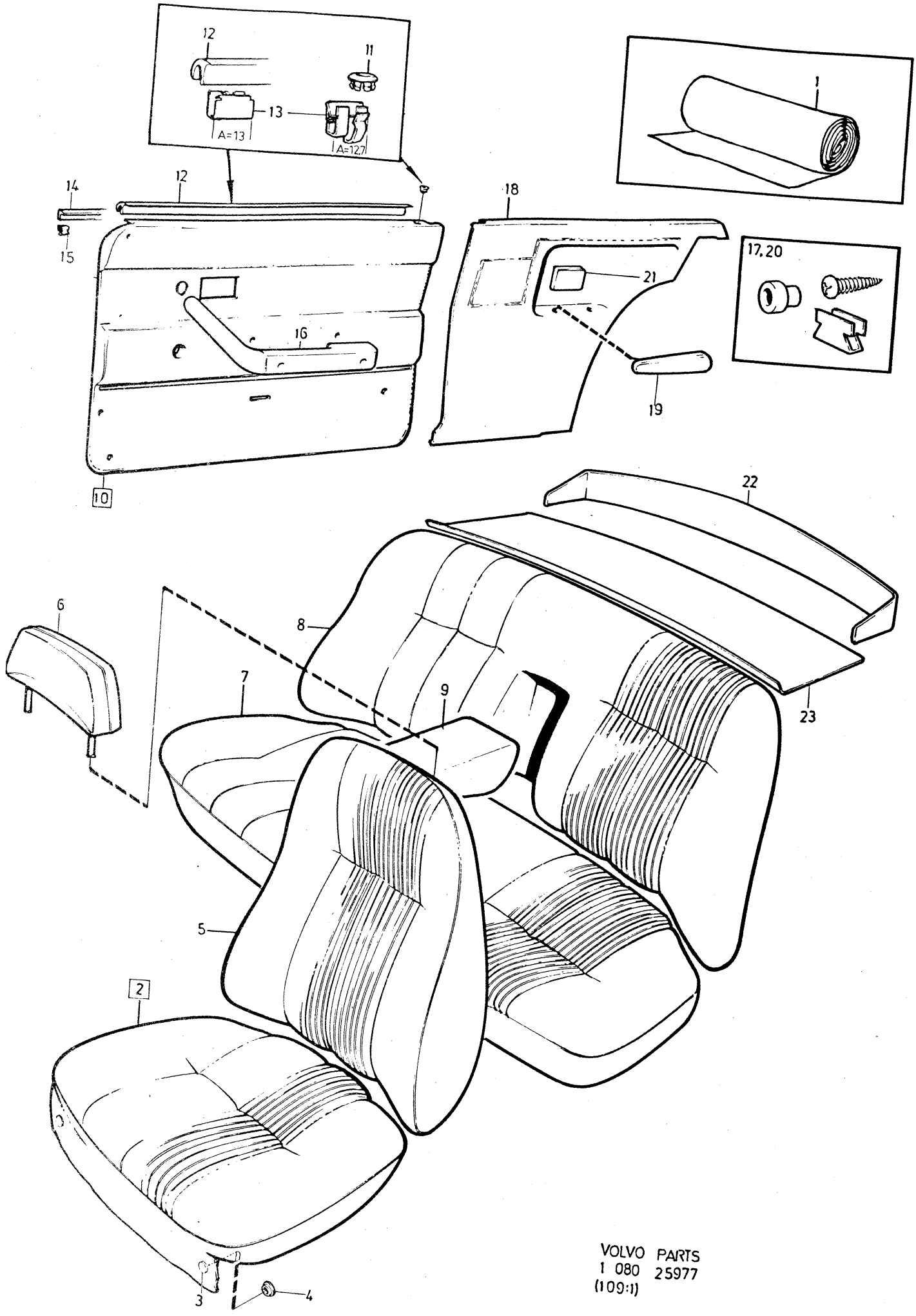

VOLVO PARTS
1 080 25977
(109:1)

Sida Page	Grupp Group	Innerklädsel 142, klädselkombination	Upholstery 142, upholstery combination	Illustration
186	8	623, 624, 625, 626	623, 624, 625, 626	2150 25977 1979–11

Pos. Fig.	Antal/Quantity 0623	0624	0625	0626	Artikel nr Part No	Benämning	Description	Sats Kit	B P S R	Anmärkning Notes	
1	ERF	–	–	–	99857-5	Tyg, blått	Material, blue			76) METERVARA	0020
x	ERF	–	–	–	699224-2	Trikåplast, blå	Plastic–coated fabric, elastic, blue			78) METERVARA (99953)	0040 0060
	ERF	–	–	–	99955-7	Vävplast, blå	Plastic–coated fabric, blue			ERS AV 699224–2	0080 0100
						Produktskylten stämplad 623–643	Designation plate stamped 623–648				0120 0140 0160
	–	ERF	–	–	99916-9	Tyg, grå	Material, grey			76) METERVARA	0180
	–	ERF	–	–	99904-5	Trikåplast, grå	Plastic–coated fabric, elastic, grey		8	METERVARA	0200 0220
	–	ERF	–	–	99907-8	Vävplast, grå	Plastic–coated fabric, grey		8	METERVARA	0240 0260
						Produktskylten stämplad 624–649	Designation plate stamped 624–649				0280 0300 0320
	–	–	ERF	–	99846-8	Trikåplast, röd	Plastic–coated fabric, elastic, red			77) METERVARA (99952)	0340 0360
	–	–	ERF	–	99954-0	Vävplast, röd	Plastic–coated fabric, red			ERS AV 99846–8	0380 0400
						Produktskylten stämplad 625–650	Designation plate stamped 625–650				0420 0440 0460
x	–	–	–	ERF	699224-2	Trikåplast, blå	Plastic–coated fabric, elastic, blue			78) METERVARA (99953)	0480 0500
	–	–	–	ERF	99955-7	Vävplast, blå	Plastic–coated fabric, blue			ERS AV 699224–2	0520 0540
						Produktskylten stämplad 626–651	Designation plate stamped 626–651				0560 0580 0600
2	2	–	–	–	693488-9	Klädsel	Cover		8	82)	0620
	–	2	–	–	693494-7	Klädsel	Cover		8	82)	0640
	–	–	2	–	695008-3	Klädsel	Cover		8	82)	0660
	–	–	–	2	695010-9	Klädsel	Cover		8	82)	0680
3	12	12	12	12	94944-6	•Knapp	•Button				0700
4	12	12	12	12	94945-3	•Hållare	•Retainer				0720
5	2	–	–	–	693489-7	Klädsel	Cover		8	82)	0740
	–	2	–	–	693495-4	Klädsel	Cover		8	82)	0760
	–	–	2	–	695009-1	Klädsel	Cover		8	82)	0780
	–	–	–	2	695011-7	Klädsel	Cover		8	82)	0800
6	2	–	–	–	695081-0	Klädsel	Cover		8	82)	0820
	–	2	–	–	693358-4	Klädsel	Cover		8	82)	0840
	–	–	2	–	695080-2	Klädsel	Cover				0860
	–	–	–	2	695081-0	Klädsel	Cover		8	82)	0880
7	1	–	–	–	693490-5	Klädsel	Cover		8	82) (695289)	0900
	–	1	–	–	693496-2	Klädsel	Cover		8	82) (695290)	0920
	–	–	1	–	695016-6	Klädsel	Cover		8	82) (695276)	0940
	–	–	–	1	695017-4	Klädsel	Cover		8	82) (695277)	0960
8	1	–	–	–	693491-3	Klädsel	Cover		8	82) (695292)	0980

76. Enhet längdmeter. Metervarans bredd = 150 cm. Unit: Linear metre. Width of material = 150 cm. Unité, en mètres. Au mètre, de largeur 150 cm. Einheit, laufendes Meter. Breite der Meterware = 150 cm. Unidad, en metros. Por metro, ancho 150 cm.

77. Enhet kvadratmeter. Metervarans bredd = 130 cm. Unit: Square metres. Width of material = 130 cm. Unités, en mètres carrés. Au mètre de largeur 130 cm. Einheit, Quadratmeter. Breite der Meterware = 130 cm. Unidad, en metros cuadrados. Por metro, ancho 130 cm.

78. Enhet kvadratmeter. Metervarans bredd = 145 cm. Unit: Square metres. Width of material = 145 cm. Unité, en mètres carrés. Au mètre, de largeur 145 cm. Einheit, Quadratmeter. Breite der Meterware = 145 cm. Unidad, en metros cuadrados. Por metro, ancho 145 cm.

82. Ersättes av motsvarande klädselmaterial i metervara. Replaced by the corresponding material sold by length. Remplacement de garniture correspondante en mètre. Wird durch das jetzige Bezugsmaterial in Metervare ersetzt. Sustituye el tapizado correspondiente vendido por metro.

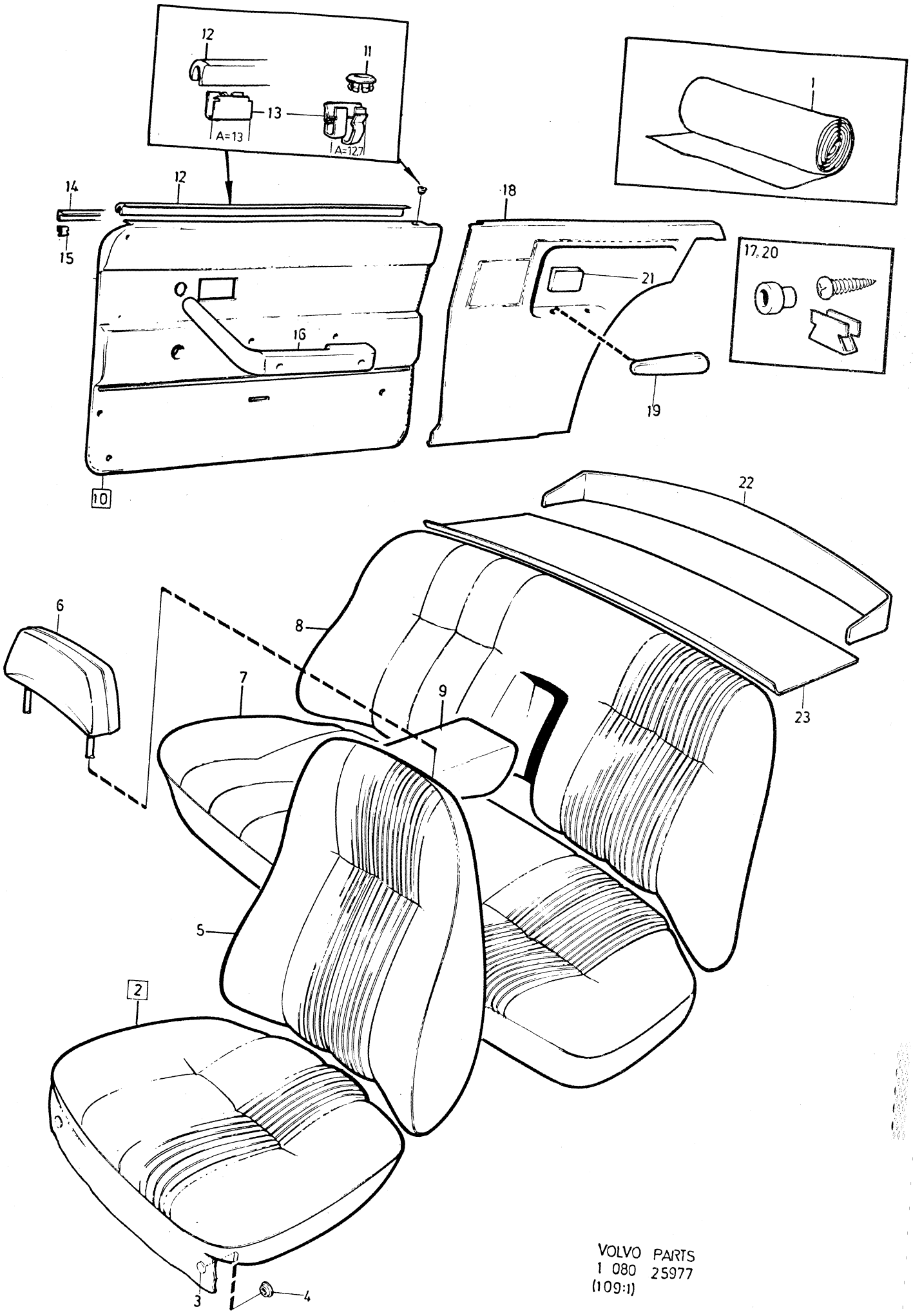

VOLVO PARTS
1 080 25977
(109:1)

Sida Page	Grupp Group	Innerklädsel 142, klädselkombination	Upholstery 142, upholstery combination	Illustration
188	8	623, 624, 625, 626	623, 624, 625, 626	25977 1979–11

	Pos. Fig.	Antal/Quantity 0623	0624	0625	0626	Artikel nr Part No	Benämning	Description	Sats Kit	B P S R	Anmärkning Notes	
		–	1	–	–	693497-0	Klädsel	Cover		8	82) (695293)	1000
		–	–	1	–	695028-1	Klädsel	Cover		8	82) (695271)	1020
		–	–	–	1	695029-9	Klädsel	Cover		8	82) (695272)	1040
	9	1	1	–	–		Klädsel	Cover		8	82) ALT	1060
		–	–	1	–	695038-0	Klädsel	Cover		8	82)	1080
		–	–	–	1	695039-8	Klädsel	Cover		8	82)	1100
x	10	1	–	–	–	696255-9	Dörrpanel, V	Door panel, L			(693492)	1120
		–	1	–	–	693498-8	Dörrpanel, V	Door panel, L		8		1140
x		–	–	1	–	696294-8	Dörrpanel, V	Door panel, L			(695052)	1160
x		–	–	–	1	696255-9	Dörrpanel, V	Door panel, L			(695608)	1180
x		1	–	–	–	696256-7	Dörrpanel, H	Door panel, R			(695609)	1200
		–	1	–	–	693499-6	Dörrpanel, H	Door panel, R		8		1220
x		–	–	1	–	696295-5	Dörrpanel, H	Door panel, R			(695053)	1240
x		–	–	–	1	696256-7	Dörrpanel, H	Door panel, R			(695055)	1260
	11	2	2	2	2	677003-6	•Bussning	•Bushing				1280
	12	2	2	2	2	678200-7	•Skraplist	•Scrap moulding		8		1300
	13	14	14	14	14	678201-5	•Clips	•Clip			A=12,7	1320
		12	12	12	12	942188-4	•Clips	•Clip			A=13	
	14	–	–	1	1	684004-5	•Prydnadslist, V	•Trim moulding, L			ERS AV 1 ST 686781–6,	1360
											5 ST 678201–5	1380
		–	–	1	1	684005-2	•Prydnadslist, H	•Trim moulding, R			ERS AV 1 ST 686782–4,	1400
											5 ST 678201–5	1420
	15	–	–	6	6	680730-9	•Clips	•Clip				1440
	16	–	–	–	–		Armstöd	Arm rest			SE SIDA 384, 4-I11	1460
	17	–	–	–	–		Monteringsdetaljer	Installation components			SE SIDA 374, 4-I01	1480 1500
	18	1	–	–	–	683654-8	Panel, V	Panel, L				1520
		–	1	–	–	683652-2	Panel, V	Panel, L		8		1540
x		–	–	1	–	696296-3	Panel, V	Panel, L			(695056)	1560
x		–	–	–	1	696257-5	Panel, V	Panel, L		8	(695058)	1580
		1	–	–	–	683655-5	Panel, H	Panel, R				1600
		–	1	–	–	683653-0	Panel, H	Panel, R		8		1620
x		–	–	1	–	696297-1	Panel, H	Panel, R			(695057)	1640
x		–	–	–	1	696258-3	Panel, H	Panel, R			(695059)	1660
	19	1	1	1	1	1210813-0	Armstöd, V	Arm rest, L			(687590)	1680
		1	1	1	1	1210814-8	Armstöd, H	Arm rest, R			(687591)	1700
	20	–	–	–	–		Fästdetaljer	Fitting components			SE SIDA 374, 4-I01	1720
	21	–	–	–	–		Askkopp	Ash–tray			SE SIDA 98, 3-I03	1740
	22	1	1	1	1	682968-3	Panel	Panel				1760
		–	–	–	–							
	23	1	1	–	–	693500-1	Matta	Mat			ERS AV 1264913–3	1800
		–	–	1	–	694025-8	Matta	Mat			ERS AV 1264913–3	1820
		–	–	–	1	694024-1	Matta	Mat			ERS AV 1264913–3	1840

82. Ersättes av motsvarande klädselmaterial i metervara. Replaced by the corresponding material sold by length. Remplacement de garniture correspondante en mètre. Wird durch das jetzige Bezugsmaterial in Metervare ersetzt. Sustituye el tapizado correspondiente vendido por metro.

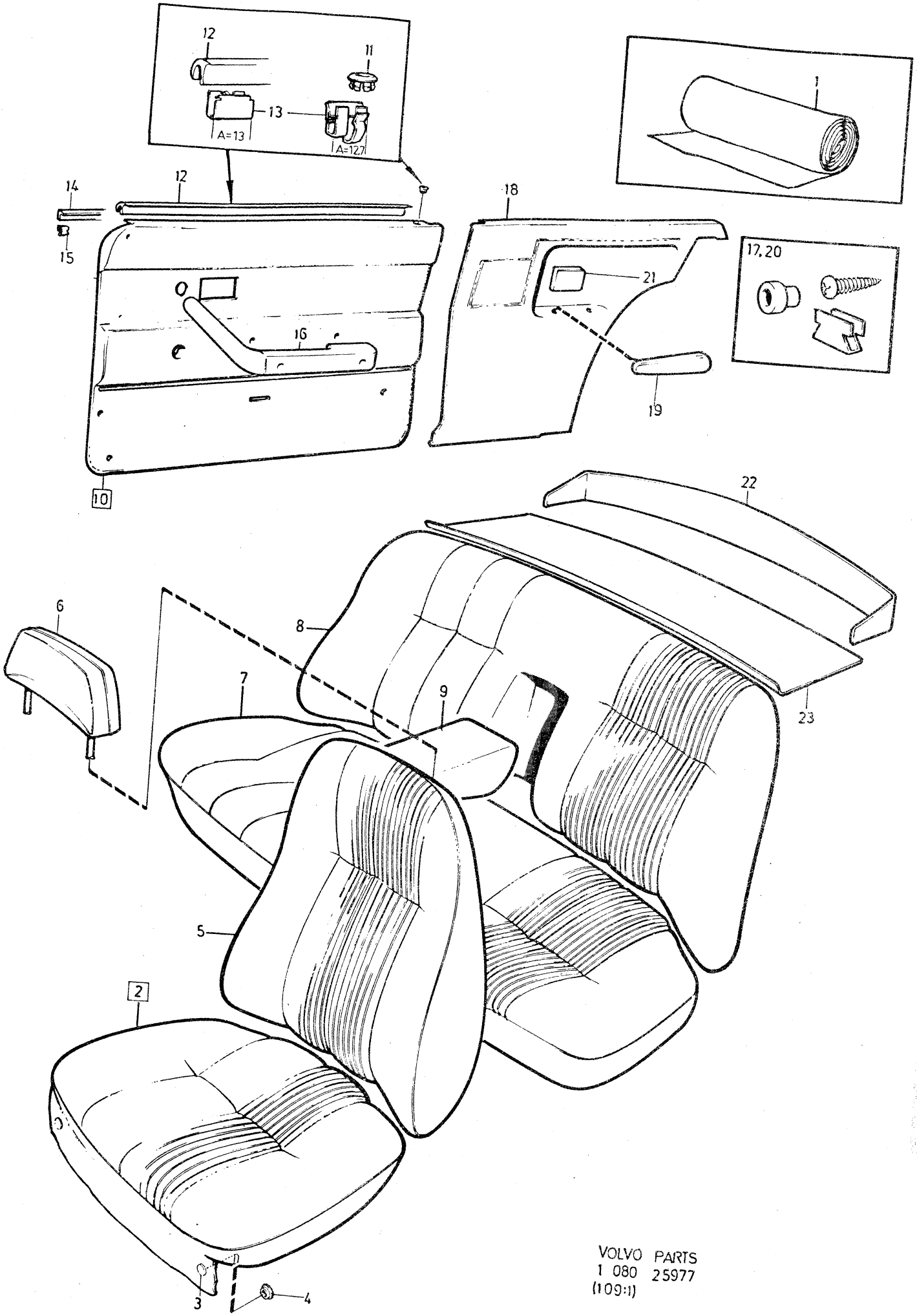

VOLVO PARTS
1 080 25977
(109:1)

Sida Page	Grupp Group	Innerklädsel 142, klädselkombination	Upholstery 142, upholstery combination	Illustration
190	8	627, 628, 629	627, 628, 629	25977 1979–11

2200

	Pos. Fig.	Antal/Quantity 627	628	629		Artikel nr Part No	Benämning	Description	Sats Kit	BPSR	Anmärkning Notes	
	1	ERF	–	–	–	99858-3	Tyg, rött	Material, red			76) METERVARA	0020
		ERF	–	–	–	99846-8	Trikåplast, röd	Plastic–coated fabric, elastic, red			77) METERVARA (99954)	0040 0060
							Produktskylten stämplad 627–652	Designation plate stamped 627–652				0080 0100 0120
		–	ERF	–	–	99857-5	Tyg, blått	Material, blue			76) METERVARA	0140
x		–	ERF	–	–	699224-2	Trikåplast, blå	Plastic–coated fabric, elastic, blue			77) METERVARA (99955)	0160 0180
							Produktskylten stämplad 628–653	Designation plate stamped 628–653				0200 0220 0240
		–	–	ERF	–	99903-7	Trikåplast, ljust beige	Plastic–coated fabric, elastic, light beige			81) METERVARA	0260 0280 0300
		–	–	ERF	–	99960-7	Vävplast, ljust beige	Plastic–coated fabric, light beige			77) METERVARA ERS AV 99764–3	0320 0340
							Produktskylten stämplad 629	Designation plate stamped 629				0360 0380 0400
	2	2	–	–	–	695012-5	Klädsel	Cover				0420
		–	2	–	–	695014-1	Klädsel	Cover				0440
		–	–	2	–	695180-0	Klädsel	Cover		8	82)	0460
	3	12	12	12	–	94944-6	•Knapp	•Button				0480
	4	12	12	12	–	94945-3	•Hållare	•Retainer				0500
	5	2	–	–	–	695013-3	Klädsel	Cover				0520
		–	2	–	–	695015-8	Klädsel	Cover				0540
		–	–	2	–	695181-8	Klädsel	Cover		8	82)	0560
	6	2	–	–	–	695080-2	Klädsel	Cover				0580
		–	2	–	–	695081-0	Klädsel	Cover		8	82)	0600
		–	–	2	–	693360-0	Klädsel	Cover		8	82)	0620
	7	1	–	–	–	695018-2	Klädsel	Cover		8	82) (695256)	0640
		–	1	–	–	695019-0	Klädsel	Cover		8	82) (695257)	0660
		–	–	1	–	695182-6	Klädsel	Cover		8	82) (695273)	0680
	8	1	–	–	–	695030-7	Klädsel	Cover		8	82) (695266)	0700
		–	1	–	–	695031-5	Klädsel	Cover		8	82) (695267)	0720
		–	–	1	–	695183-4	Klädsel	Cover		8	82) (695294)	0740
	9	1	–	–	–	695040-6	Klädsel	Cover		8	82)	0760
		–	1	–	–	695041-4	Klädsel	Cover		8	82)	0780
x	10	1	–	–	–	696294-8	Dörrpanel, V	Door panel, L			(695052)	0800
x		–	1	–	–	696255-9	Dörrpanel, V	Door panel, L			(695608)	0820
		–	–	1	–	695184-2	Dörrpanel, V	Door panel, L		8		0840
x		1	–	–	–	696295-5	Dörrpanel, H	Door panel, R			(695053)	0860
x		–	1	–	–	696256-7	Dörrpanel, H	Door panel, R			(695055)	0880
		–	–	1	–	695185-9	Dörrpanel, H	Door panel, R		8		0900
	11	2	2	2	–	677003-6	•Bussning	•Bushing				0920
	12	2	2	2	–	678200-7	•Skraplist	•Scrap moulding		8		0940
	13	14	14	14	–	678201-5	•Clips	•Clip			A=12,7	0960
		12	12	12	–	942188-4	•Clips	•Clip			A=13	0980

76. Enhet längdmeter. Metervarans bredd = 150 cm. Unit: Linear metre. Width of material = 150 cm. Unité, en mètres. Au mètre, de largeur 150 cm. Einheit, laufendes Meter. Breite der Meterware = 150 cm. Unidad, en metros. Por metro, ancho 150 cm.

77. Enhet kvadratmeter. Metervarans bredd = 130 cm. Unit: Square metres. Width of material = 130 cm. Unités, en mètres carrés. Au mètre de largeur 130 cm. Einheit, Quadratmeter. Breite der Meterware = 130 cm. Unidad, en metros cuadrados. Por metro, ancho 130 cm.

81. Enhet kvadratmeter. Metervarans bredd = 140 cm. Unit: Square metres. Width of material = 140 cm. Unité, en mètres carrés. Au mètre, de largeur 140 cm. Einheit, Quadratmeter. Breite der Meterware = 140 cm. Unidad, en metros cuadrados. Por metro, ancho 140 cm.

82. Ersättes av motsvarande klädselmaterial i metervara. Replaced by the corresponding material sold by length. Remplacement de garniture correspondante en mètre. Wird durch das jetzige Bezugsmaterial in Metervare ersetzt. Sustituye el tapizado correspondiente vendido por metro.

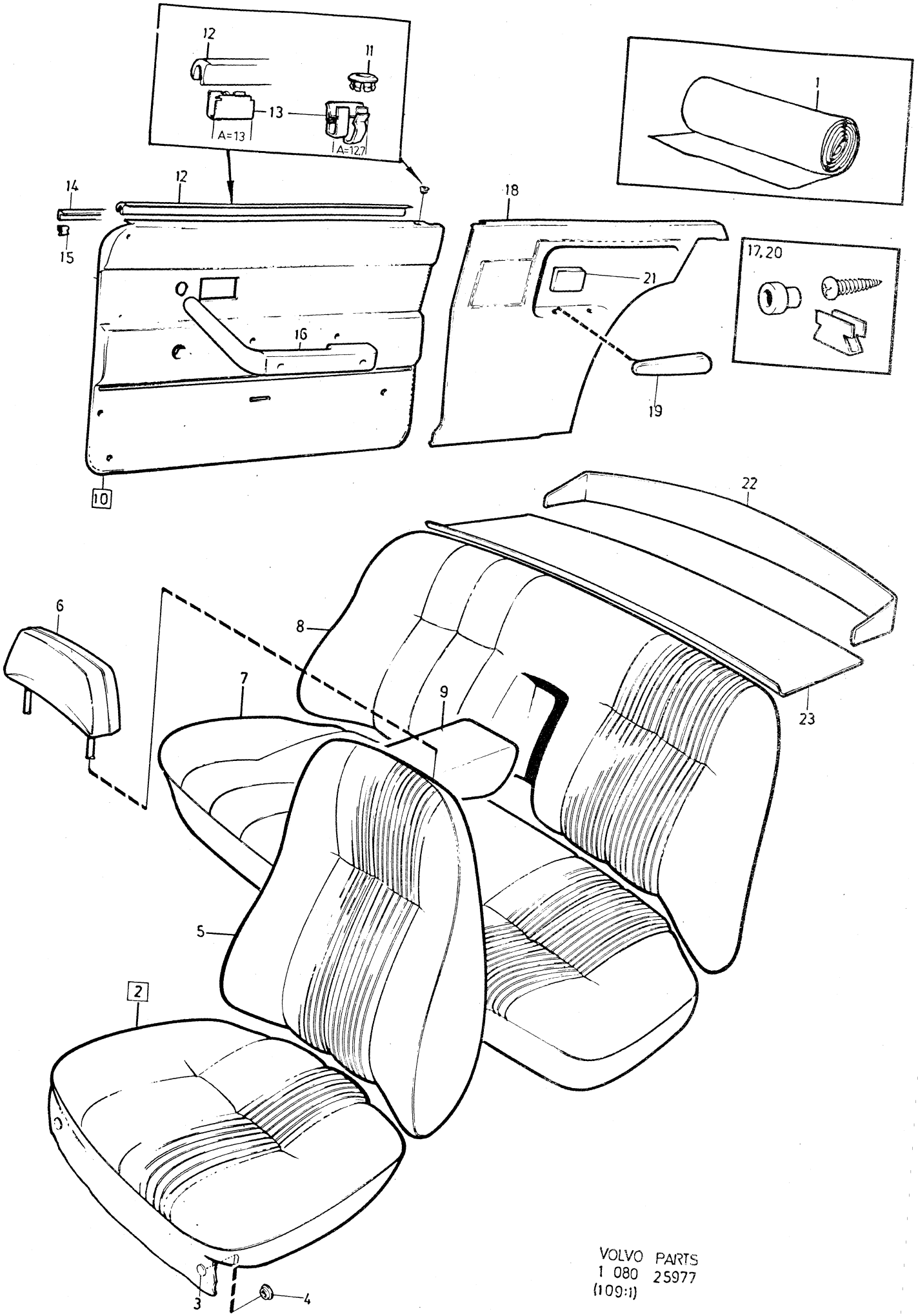

VOLVO PARTS
1 080 25977
(109:1)

Sida Page	Grupp Group	Innerklädsel 142, klädselkombination	Upholstery 142, upholstery combination	Illustration	2200
192	8	627, 628, 629	627, 628, 629	25977 1979–11	

	Pos. Fig.	Antal/Quantity 627	628	629		Artikel nr Part No	Benämning	Description	Sats Kit	B P S R	Anmärkning Notes	
	14	–	1	–	–	684004-5	•Prydnadslist, V	•Trim moulding, L			ERS AV 1 ST 686781–6,	1000
											5 ST 678201–5	1020
		–	1	–	–	684005-2	•Prydnadslist, H	•Trim moulding, R			ERS AV 1 ST 686782–4,	1040
											5 ST 678201–5	1060
	15	–	6	–	–	680730-9	•Clips	•Clips				1080
	16	–	–	–	–		Armstöd	Arm rest			SE SIDA 384, 4-I11	1100
	17	–	–	–	–		Monteringsdetaljer	Installation components			SE SIDA 374, 4-I01	1120 1140
x	18	1	–	–	–	696296-3	Panel, V	Panel, L			(695056)	1160
x		–	1	–	–	696257-5	Panel, V	Panel, L		8		1180
		–	–	1	–	693395-6	Panel, V	Panel, L		8		1200
x		1	–	–	–	696297-1	Panel, H	Panel, R			(695057)	1220
x		–	1	–	–	696258-3	Panel, H	Panel, R			(695059)	1240
		–	–	1	–	693396-4	Panel, H	Panel, R		8		1260
	19	1	1	1	–	1210813-0	Armstöd, V	Arm rest, L			(687590)	1280
		1	1	1	–	1210814-8	Armstöd, H	Arm rest, R			(687591)	1300
	20	–	–	–	–		Fästdetaljer	Fitting components			SE SIDA 374, 4-I01	1320
	21	–	–	–	–		Askkopp	Ash–tray			SE SIDA 98, 3-I03	1340
	22	1	1	1	–	682968-3	Panel	Panel				1360
		–	–	–	–							1380
x	23	1	1	–	–	1224387-9	Matta	Mat			ERS AV 1264913–3	1400
x		–	–	1	–	1224394-5	Matta	Mat			ERS AV 1264913–3	1420

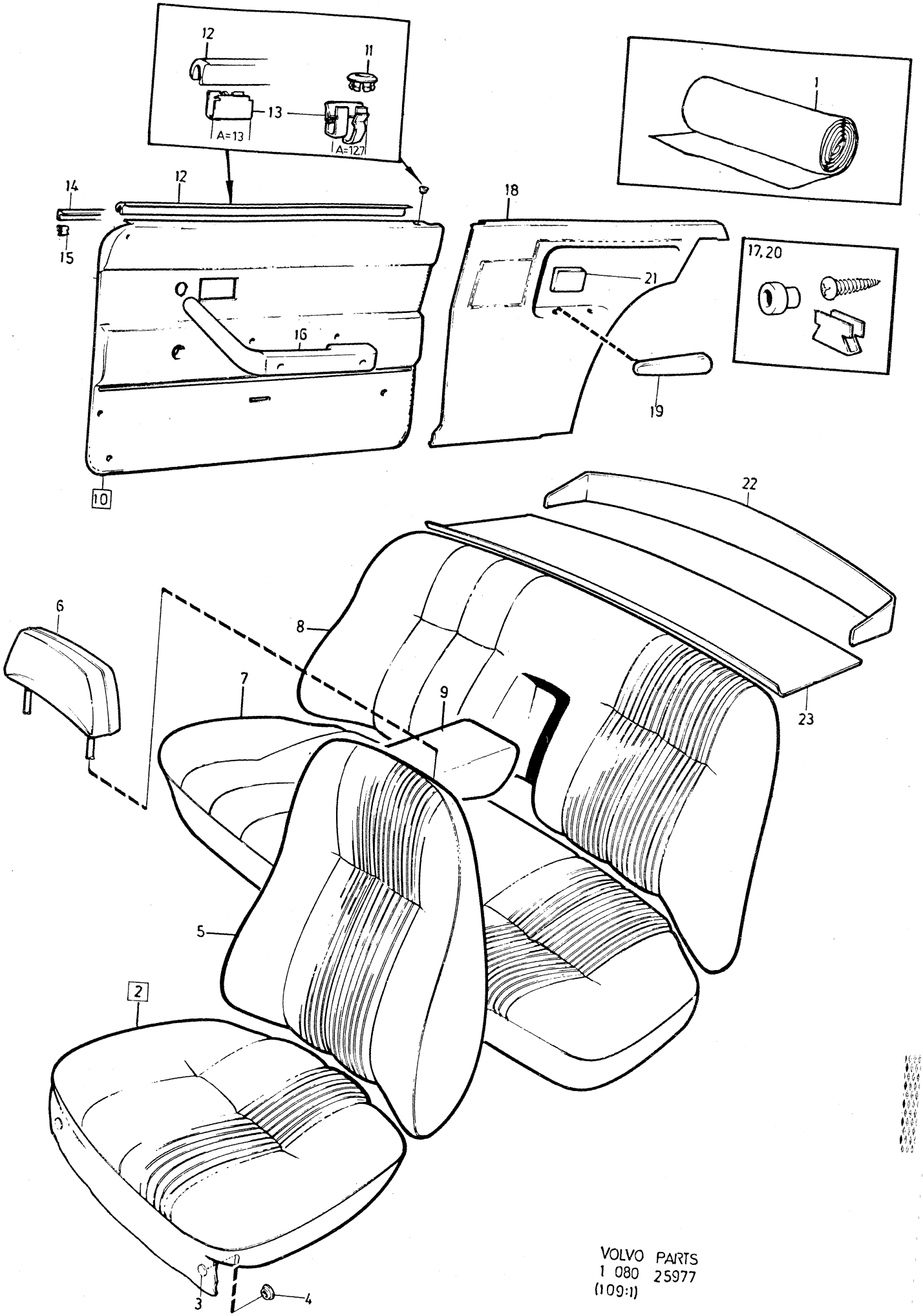

VOLVO PARTS
1 080 25977
(109:1)

Sida Page	Grupp Group	Innerklädsel 142, klädselkombination	Upholstery 142, upholstery combination	Illustration
194	8	630, 635, 636, 640	630, 635, 636, 640	1979–11

	Pos. Fig.	Antal/Quantity 630	635	636	640	Artikel nr Part No	Benämning	Description	Sats Kit	B P S R	Anmärkning Notes	
	1	ERF	–	–	–	699005-5	Tyg, brunt	Material, brown			76) METERVARA	0020
x		ERF	–	–	–	699419-8	Trikåplast, svart	Plastic–coated fabric, elastic, black			78) METERVARA (699067)	0040 0060 0080
		ERF	–	–	–	699014-7	Vävplast, svart	Plastic–coated fabric, black			ERS AV 699419–8	0100 0120
							Produktskylten stämplad 630–704	Designation plate stamped 630–704				0140 0160 0180
		–	ERF	–	–	99995-3	Tyg, brunt	Material, brown		8	METERVARA	0200
		–	ERF	–	–	99903-7	Trikåplast, brun	Plastic–coated fabric, elastic, brown			81) METERVARA	0220 0240
		–	ERF	–	–	99764-3	Trikåplast, brun	Plastic–coated fabric, elastic, brown			77) METERVARA (99960)	0260 0280 0300
							Produktskylten stämplad 635–705	Designation plate stamped 635–705				0320 0340 0360
		–	–	ERF	–	99996-1	Tyg, svart	Material, black		8	METERVARA	0380
x		–	–	ERF	–	699419-8	Trikåplast, svart	Plastic–coated fabric, elastic, black			78) METERVARA (699067)	0400 0420
		–	–	ERF	–	699014-7	Vävplast, svart	Plastic–coated fabric, black			ERS AV 699419–8	0440 0460
							Produktskylten stämplad 636–706	Designation plate stamped 636–706				0480 0500 0520
		–	–	–	ERF	699119-4	Tyg, grått	Material, grey			76) METERVARA	0540
		–	–	–	ERF	699132-7	Trikåplast, grå	Plastic–coated fabric, elastic, grey		8	METERVARA	0560 0580
		–	–	–	ERF	699133-5	Vävplast, grå	Plastic–coated fabric, elastic, grey		8	METERVARA	0600 0620
							Produktskylten stämplad 640–707	Designation plate stamped 640–707				0640 0660 0680
	2	2	–	–	–	694382-3	Klädsel	Cover		8	82)	0700
		–	2	–	–	694340-1	Klädsel	Cover				0720
x		–	–	2	–	696300-3	Klädsel	Cover			(694342)	0740
		–	–	–	2	694372-4	Klädsel	Cover		8	82)	0760 0780
	3	12	12	12	12	94944-6	•Knapp	•Button				0790 0800
	4	12	12	12	12	94945-3	•Hållare	•Retainer				0800
	5	2	–	–	–	694383-1	Klädsel	Cover		8	82)	0820
		–	2	–	–	694341-9	Klädsel	Cover		8	82)	0840
x		–	–	2	–	696301-1	Klädsel	Cover			(694343)	0860
		–	–	–	2	694373-2	Klädsel	Cover		8	82)	0880 0900
	6	2	–	–	–	695538-9	Klädsel	Cover				0900
		–	2	–	–	693360-0	Klädsel	Cover		8	82) CH–249929	0920

76. Enhet längdmeter. Metervarans bredd = 150 cm. Unit: Linear metre. Width of material = 150 cm. Unité, en mètres. Au mètre, de largeur 150 cm. Einheit, laufendes Meter. Breite der Meterware = 150 cm. Unidad, en metros. Por metro, ancho 150 cm.

77. Enhet kvadratmeter. Metervarans bredd = 130 cm. Unit: Square metres. Width of material = 130 cm. Unités, en mètres carrés. Au mètre de largeur 130 cm. Einheit, Quadratmeter. Breite der Meterware = 130 cm. Unidad, en metros cuadrados. Por metro, ancho 130 cm.

78. Enhet kvadratmeter. Metervarans bredd = 145 cm. Unit: Square metres. Width of material = 145 cm. Unité, en mètres carrés. Au mètre, de largeur 145 cm. Einheit, Quadratmeter. Breite der Meterware = 145 cm. Unidad, en metros cuadrados. Por metro, ancho 145 cm.

81. Enhet kvadratmeter. Metervarans bredd = 140 cm. Unit: Square metres. Width of material = 140 cm. Unité, en mètres carrés. Au mètre, de largeur 140 cm. Einheit, Quadratmeter. Breite der Meterware = 140 cm. Unidad, en metros cuadrados. Por metro, ancho 140 cm.

82. Ersättes av motsvarande klädselmaterial i metervara. Replaced by the corresponding material sold by length. Remplacement de garniture correspondante en mètre. Wird durch das jetzige Bezugsmaterial in Metervare ersetzt. Sustituye el tapizado correspondiente vendido por metro.

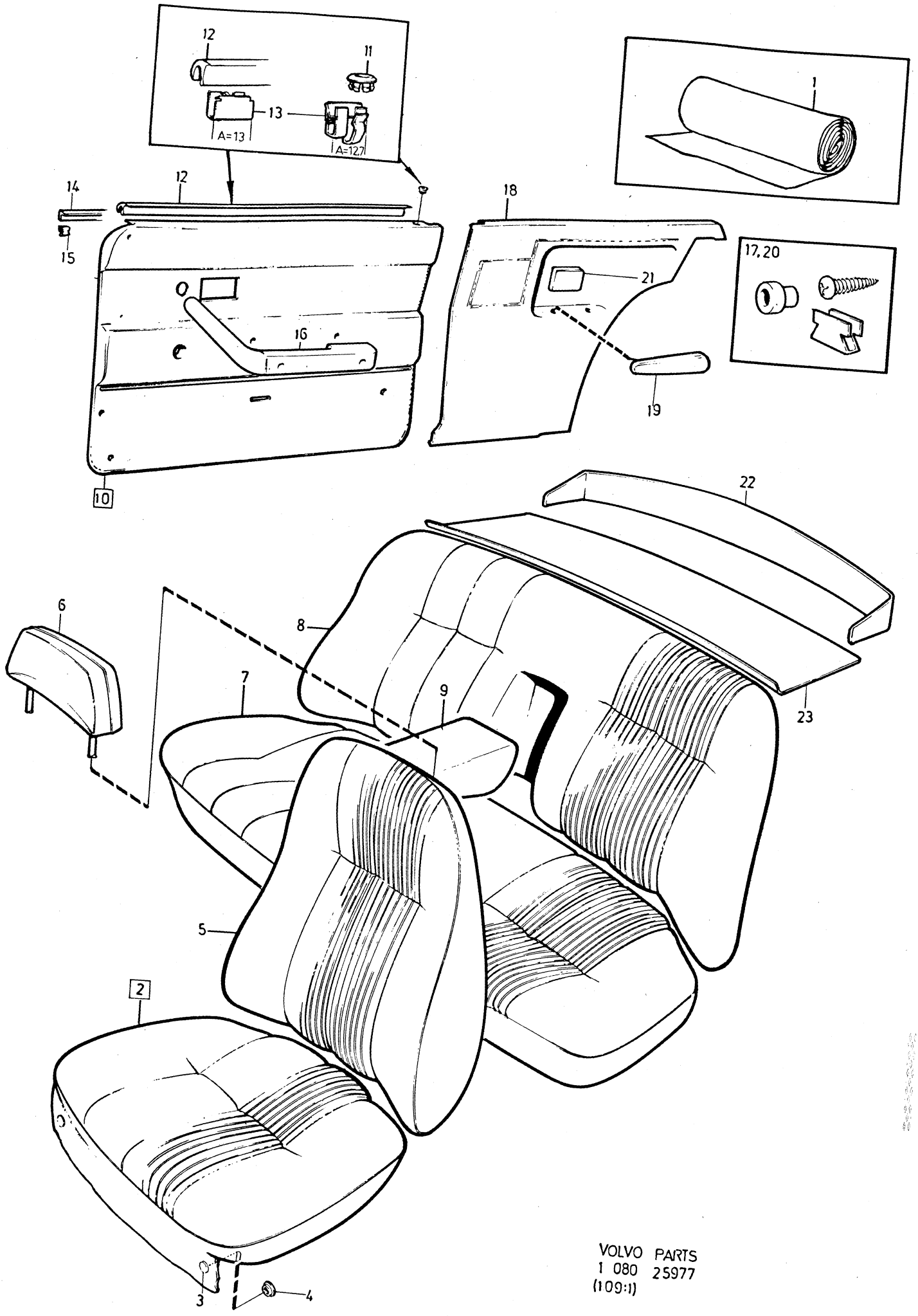

VOLVO PARTS
1 080 25977
(109:1)

Sida / Page	Grupp / Group	Innerklädsel 142, klädselkombination	Upholstery 142, upholstery combination	Illustration
196	8	630, 635, 636, 640	630, 635, 636, 640	25977 1979–11

	Pos. Fig.	Antal/Quantity 630	635	636	640	Artikel nr Part No	Benämning	Description	Sats Kit	BPSR	Anmärkning Notes	
		–	2	–	–	697321-8	Klädsel	Cover		8	82) CH 249930–	0940
		–	–	2	–	695538-9	Klädsel	Cover				0960
		–	–	–	2	695533-0	Klädsel	Cover				0980
	7	1	–	–	–	694407-8	Klädsel	Cover		8	82)	1000
		–	1	–	–	694488-8	Klädsel	Cover				1020
x		–	–	1	–	696302-9	Klädsel	Cover			(694489)	1040
		–	–	–	1	694402-9	Klädsel	Cover		8	82)	1060
	8	1	–	–	–	694427-6	Klädsel	Cover		8	82)	1080
		–	1	–	–	694351-8	Klädsel	Cover		8	82)	1100
x		–	–	1	–	696303-7	Klädsel	Cover			(694353)	1120
		–	–	–	1	694422-7	Klädsel	Cover		8	82)	1
	9	1	–	–	–	694462-3	Klädsel	Cover		8	82)	1
		–	–	–	1	694457-3	Klädsel	Cover		8	82)	1180
x	10	1	–	–	–	696308-6	Dörrpanel, V	Door panel, L		8	(696442)	1200
		–	1	–	–	694360-9	Dörrpanel, V	Door panel, L		8	STD (696442)	1220
		–	1	–	–	694500-0	Dörrpanel, V	Door panel, L		8	SPEC UTF 1593	1240
x		–	–	1	–	696308-6	Dörrpanel, V	Door panel, L		8	STD (694362)	1
		–	–	1	–	695317-8	Dörrpanel, V	Door panel, L		8	SPEC UTF 1593	1
		–	–	–	1	694492-0	Dörrpanel, V	Door panel, L		8		1300
x		1	–	–	–	696444-9	Dörrpanel, H	Door panel, R			(695322)	1320
		–	1	–	–	694361-7	Dörrpanel, H	Door panel, R		8	STD	1340
		–	1	–	–	694501-8	Dörrpanel, H	Door panel, R		8	SPEC UTF 1593	1360
x		–	–	1	–	696444-9	Dörrpanel, H	Door panel, R			(694363)	1380
x		–	–	1	–	696444-9	Dörrpanel, H	Door panel, R			(695322)	1400
		–	–	–	1	694493-8	Dörrpanel, H	Door panel, R		8		1420
	11	2	2	2	2	677003-6	•Bussning	•Bushing				1440
	12	2	2	2	2	678200-7	•List	•Moulding		8		1460
	13	14	14	14	14	678201-5	•Clips	•Clip				1480
	14	1	–	–	1	686781-6	•Tätningslist, V	•Seal moulding, L				1500
		–	1	1	–	686781-6	•Tätningslist, V	•Seal moulding, L			SPEC UTF 1593	1520
		1	–	–	1	686782-4	•Tätningslist, H	•Seal moulding, R				1540
		–	1	1	–	686782-4	•Tätningslist, H	•Seal moulding, R			SPEC UTF 1593	1560
	15	–	18	18	–	942188-4	•Clips	•Clip			STD	1580
	16	–	–	–	–		Armstöd	Arm rest			SE SIDA 384, 4-I11	1600
	17	–	–	–	–		Monteringsdetaljer	Installation components			SE SIDA 374, 4-I01	1620 1640
x	18	1	–	–	–	696446-4	Panel, V	Panel, L			(695327)	1660
		–	1	–	–	687513-2	Panel, V	Panel, L		8	STD	1
		–	1	–	–	694510-9	Panel, V	Panel, L		8	SPEC UTF 1593	1
x		–	–	1	–	698831-5	Panel, V	Panel, L			STD (687515)	1720
x		–	–	1	–	696446-4	Panel, V	Panel, L			SPEC UTF 1593 (695327)	1740
		–	–	–	1	694502-6	Panel, V	Panel, L		8		1760
x		1	–	–	–	696448-0	Panel, H	Panel, R			(695328)	1780
		–	1	–	–	687514-0	Panel, H	Panel, R		8	STD	1
		–	1	–	–	694511-7	Panel, H	Panel, R		8		1
x		–	–	1	–	698832-3	Panel, H	Panel, R			(687516)	1840
x		–	–	1	–	696448-0	Panel, H	Panel, R			(695328)	1860
		–	–	–	1	694503-4	Panel, H	Panel, R		8		1880
	19	1	1	1	1	1210813-0	Armstöd, V	Arm rest, L			(687590)	1900
		1	1	1	1	1210814-8	Armstöd, H	Arm rest, R			(687591)	1920
	20	–	–	–	–		Fästdetaljer	Fitting components			SE SIDA 374, 4-I01	1940
	21	–	–	–	–		Askkopp	Ash–tray			SE SIDA 98, 3-I03	1960
	22	1	–	1	1	682968-3	Panel	Panel				1980
		–	1	–	–	682968-3	Panel	Panel			TID UTF	2000
x	23	1	–	–	–	1224349-9	Matta	Mat			ERS AV 1264913–3	2020
x		–	1	–	–	1224394-5	Matta	Mat			TID UTF	2040
											ERS AV 1264913–3	2060

82. Ersättes av motsvarande klädselmaterial i metervara. Replaced by the corresponding material sold by length. Remplacement de garniture correspondante en mètre. Wird durch das jetzige Bezugsmaterial in Metervare ersetzt. Sustituye el tapizado correspondiente vendido por metro.

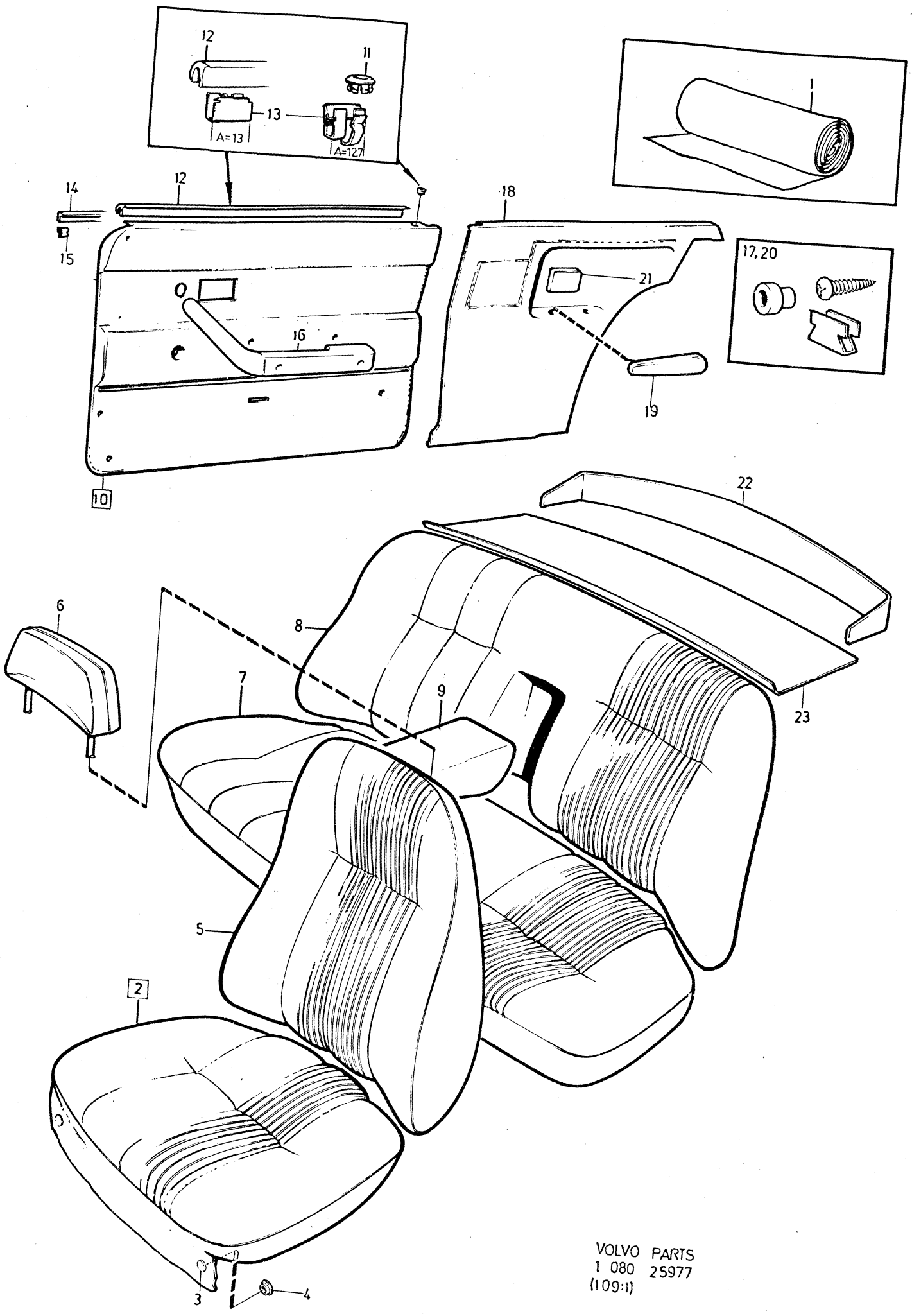

VOLVO PARTS
1 080 25977
(109:1)

Sida Page	Grupp Group	Innerklädsel 142, klädselkombination	Upholstery 142, upholstery combination	Illustration	2300
198	8	630, 635, 636, 640	630, 635, 636, 640	25977 1979–11	

Pos. Fig.	Antal/Quantity 630	635	636	640	Artikel nr Part No	Benämning	Description	Sats Kit	B P S R	Anmärkning Notes	
	–	1	–	–	1210876-7	Matta	Mat			SEN UTF EXCL USA, CAN	2080
										ERS AV 1264913–3	2100
	–	1	–	–	1221327-8	Matta	Mat			SEN UTF USA, CAN	2120
										ERS AV 1264913–3	2140
	–	–	1	–	693500-1	Matta	Mat			ERS AV 1264913–3	2160
	–	–	–	1	697103-0	Matta	Mat		8	(697103)	2180

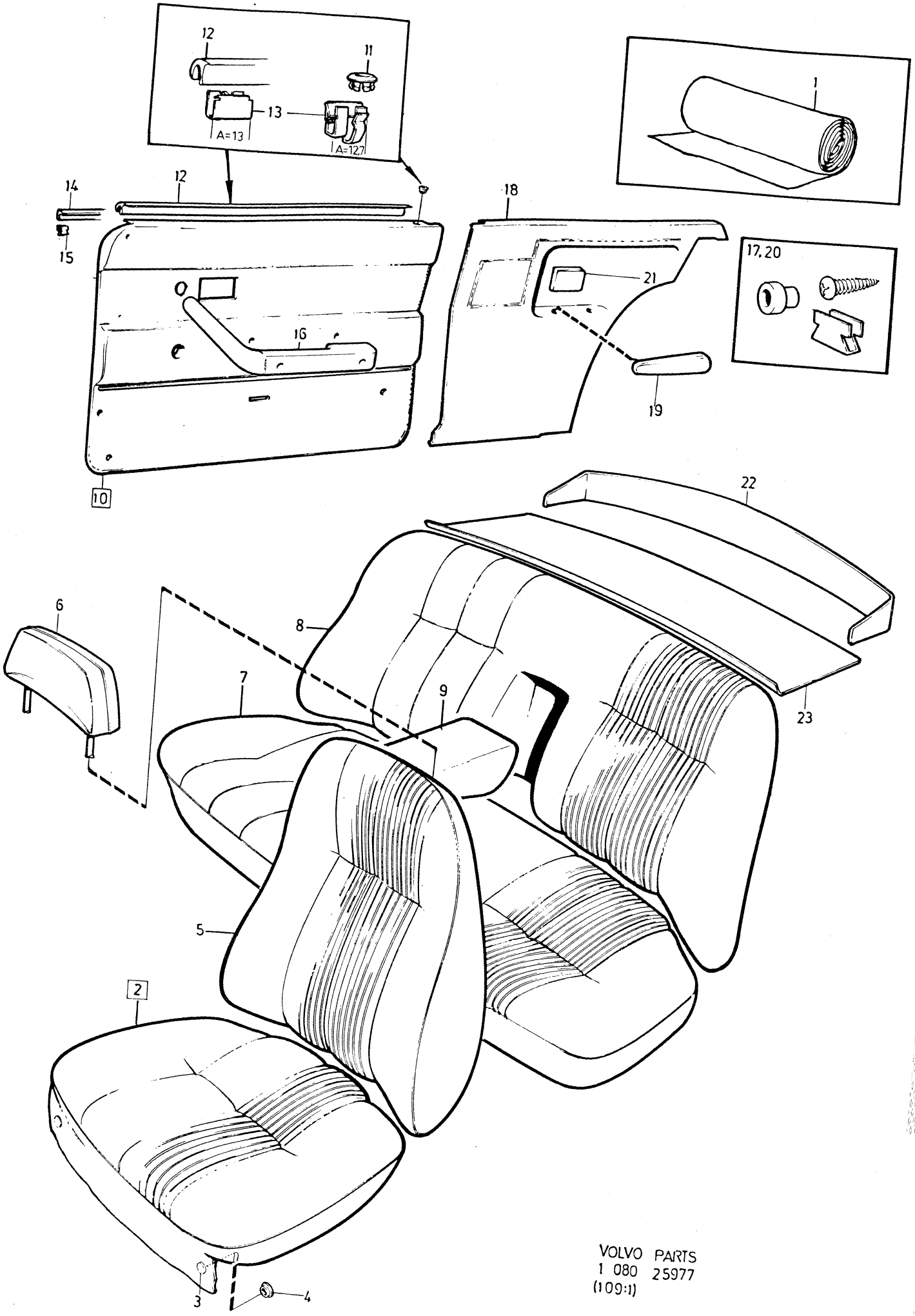

VOLVO PARTS
1 080 25977
(109:1)

Sida Page	Grupp Group	Innerklädsel 142, klädselkombination	Upholstery 142, upholstery combination	Illustration
200	8	641, 643, 644, 655	641, 643, 644, 655	25982 1979–11

	Pos. Fig.	Antal/Quantity 641	643	644	655	Artikel nr Part No	Benämning	Description	Sats Kit	B P S R	Anmärkning Notes	
	1	ERF	–	–	–	699001-4	Tyg, blått	Material, blue			76) METERVARA	0020
x		ERF	–	–	–	699224-2	Trikåplast, blå	Plastic–coated fabric, elastic, blue			76) METERVARA (99953)	0040 0060
		ERF	–	–	–	99955-7	Vävplast, blå	Plastic–coated fabric, blue			METERVARA ERS AV 699224–2	0080 0100
							Produktskylten stämplad 641–708	Designation plate stamped 641–708				0120 0140 0160
		–	ERF	–	–	699003-0	Tyg, rött	Material, red			76) METERVARA	0180
		–	ERF	–	–	699065-9	Trikåplast, röd	Plastic–coated fabric elastic, red			78) METERVARA	0200 [illegible]
		–	ERF	–	–	699012-1	Vävplast, röd	Plastic–coated fabric red			77) METERVARA	[illegible] 0260
							Produktskylten stämplad 643–709	Designation plate stamped 643–709				0280 0300 0320
		–	–	ERF	–	699004-8	Tyg, gulbrunt	Material, golden brown		8	METERVARA	[illegible]
		–	–	ERF	–	699066-7	Trikåplast, gulbrun	Plastic–coated fabric, elastic, golden brown			78) METERVARA	[illegible] 0380
		–	–	ERF	–	699013-9	Vävplast, gulbrun	Plastic–coated fabric, golden brown			77) METERVARA	0400 0420
							Produktskylten stämplad 644–710	Designation plate stamped 644–710				0440 0460 0480
		–	–	–	ERF		Läder, svart	Leather, black		8	METERVARA	0500
x		–	–	–	ERF	699419-8	Vävplast, svart	Plastic–coated fabric, elastic, black			77) METERVARA (99949)	0540 0560
							Produktskylten stämplad 655–716	Designation plate stamped 655–716				0580 0600 0620
	2	2	–	–	–	694374-0	Klädsel	Cover				0640
		–	2	–	–	694378-1	Klädsel	Cover		8	82)	0660
		–	–	2	–	694380-7	Klädsel	Cover		8	82)	0680
x		–	–	–	2	697880-3	Klädsel	Cover			(694750)	0700
	3	12	12	12	12	94944-6	•Knapp	•Button				0720
	4	12	12	12	12	94945-3	•Hållare	•Retainer				0740
	5	2	–	–	–	694375-7	Klädsel	Cover		8	82)	0760
		–	2	–	–	694379-9	Klädsel	Cover		8	82)	[illegible]
		–	–	2	–	694381-5	Klädsel	Cover		8	82)	[illegible]
		–	–	–	2	694751-9	Klädsel	Cover		8	82)	0820
	6	2	–	–	–	695534-8	Klädsel	Cover		8	82)	0840
		–	2	–	–	695536-3	Klädsel	Cover				0860
		–	–	2	–	695537-1	Klädsel	Cover				0880
		–	–	–	2	694891-3	Klädsel	Cover		8	82)	0900
	7	1	–	–	–	694403-7	Klädsel	Cover		8	82)	[illegible]
		–	1	–	–	694405-2	Klädsel	Cover		8	82)	0940
		–	–	1	–	694406-0	Klädsel	Cover		8	82)	0960
		–	–	–	1	694773-3	Klädsel	Cover		8	82)	0980
	8	1	–	–	–	694423-5	Klädsel	Cover				1000

76. Enhet längdmeter. Metervarans bredd = 150 cm. Unit: Linear metre. Width of material = 150 cm. Unité, en mètres. Au mètre, de largeur 150 cm. Einheit, laufendes Meter. Breite der Meterware = 150 cm. Unidad, en metros. Por metro, ancho 150 cm.

77. Enhet kvadratmeter. Metervarans bredd = 130 cm. Unit: Square metres. Width of material = 130 cm. Unités, en mètres carrés. Au mètre de largeur 130 cm. Einheit, Quadratmeter. Breite der Meterware = 130 cm. Unidad, en metros cuadrados. Por metro, ancho 130 cm.

78. Enhet kvadratmeter. Metervarans bredd = 145 cm. Unit: Square metres. Width of material = 145 cm. Unité, en mètres carrés. Au mètre, de largeur 145 cm. Einheit, Quadratmeter. Breite der Meterware = 145 cm. Unidad, en metros cuadrados. Por metro, ancho 145 cm.

82. Ersättes av motsvarande klädselmaterial i metervara. Replaced by the corresponding material sold by length. Remplacement de garniture correspondante en mètre. Wird durch das jetzige Bezugsmaterial in Metervare ersetzt. Sustituye el tapizado correspondiente vendido por metro.

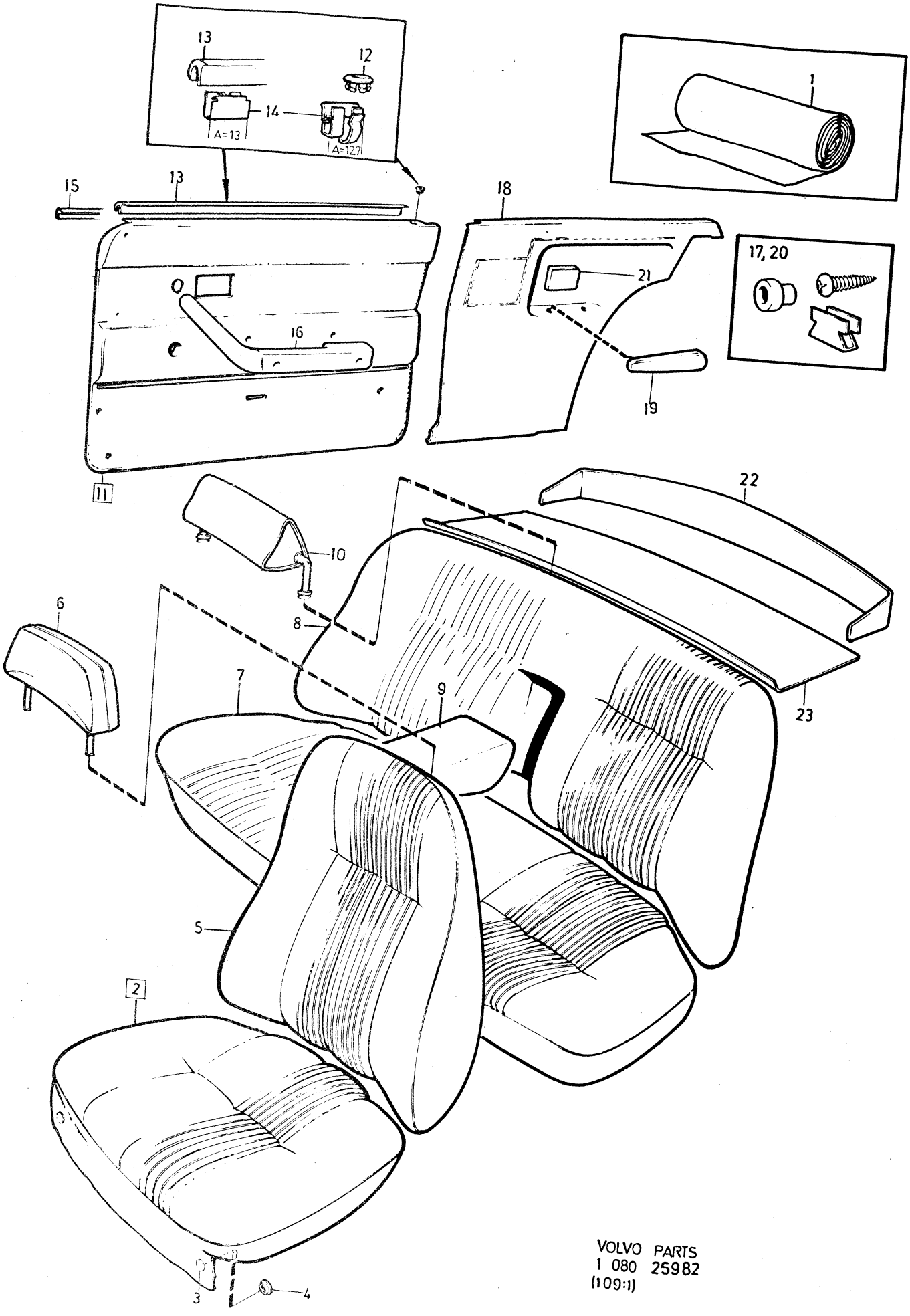

VOLVO PARTS
1 080 25982
(109:1)

Sida Page	Grupp Group	Innerklädsel 142, klädselkombination	Upholstery 142, upholstery combination	Illustration
202	8	641, 643, 644, 655	641, 643, 644, 655	25982 1979–11

	Pos. Fig.	Antal/Quantity 641	643	644	655	Artikel nr Part No	Benämning	Description	Sats Kit	B P S R	Anmärkning Notes	
		–	1	–	–	694425-0	Klädsel	Cover		8	82)	1020
		–	–	1	–	694426-8	Klädsel	Cover		8	82)	1040
x		–	–	–	1	697883-7	Klädsel, V	Cover, L			(694774)	1060
x		–	–	–	1	697884-5	Klädsel, H	Cover, R			(694766)	1080
	9	1	–	–	–	694458-1	Klädsel	Cover		8	82)	1100
		–	1	–	–	694460-7	Klädsel	Cover		8	82)	1120
		–	–	1	–	694461-5	Klädsel	Cover		8	82)	1140
x		–	–	–	1	697885-2	Klädsel	Cover			(694797)	1160
	10	2	–	–	–	695549-6	Klädsel	Cover		8	82) ACC	1180
		–	2	–	–	695550-4	Klädsel	Cover		8	82) ACC	1200
		–	–	2	–	695551-2	Klädsel	Cover		8	82) ACC	1[illegible]
		–	–	–	2		Klädsel	Cover		8		1[illegible]
x	11	1	–	–	–	696255-9	Dörrpanel, V	Door panel, L			(695608)	1260
x		–	1	–	–	696294-8	Dörrpanel, V	Door panel, L			(694498)	1280
		–	–	1	–	694500-0	Dörrpanel, V	Door panel, L		8		1300
		–	–	–	1	695317-8	Dörrpanel, V	Door panel, L		8		1320
x		1	–	–	–	696256-7	Dörrpanel, H	Door panel, R			(694495)	1[illegible]
x		–	1	–	–	696295-5	Dörrpanel, H	Door panel, R			(694499)	1[illegible]
		–	–	1	–	694501-8	Dörrpanel, H	Door panel, R		8		1380
x		–	–	–	1	696444-9	Dörrpanel, H	Door panel, R			(695322)	1400
	12	2	2	2	2	677003-6	•Bussning	•Bushing				1420
	13	2	2	2	2	678200-7	•List	•Moulding		8		1440
	14	14	14	14	14	678201-5	•Clips	•Clip				1460
	15	1	1	1	1	686781-6	•Tätningslist, V	•Seal moulding, L				1480
		1	1	1	1	686782-4	•Tätningslist, H	•Seal moulding, R				1500
	16	–	–	–	–		Armstöd	Arm rest			SE SIDA 384, 4-I11	1520
	17	–	–	–	–		Monteringsdetaljer	Installation components			SE SIDA 374, 4-I01	1540 1560
x	18	1	–	–	–	696257-5	Panel, V	Panel, L		8	(694504)	1580
x		–	1	–	–	696296-3	Panel, V	Panel, L			(694508)	1600
		–	–	1	–	694510-9	Panel, V	Panel, L		8		1620
x		–	–	–	1	696446-4	Panel, V	Panel, L			(695327)	1640
x		1	–	–	–	696258-3	Panel, H	Panel, R			(694505)	1660
x		–	1	–	–	696297-1	Panel, H	Panel, R			(694509)	1680
		–	–	1	–	694511-7	Panel, H	Panel, R		8		1700
x		–	–	–	1	696448-0	Panel, H	Panel, R			(695328)	1720
	19	1	1	1	1	1210813-0	Armstöd, V	Arm rest, L			(687590)	1740
		1	1	1	1	1210814-8	Armstöd, H	Arm rest, R			(687591)	17[illegible]
	20	–	–	–	–		Monteringsdetaljer	Installation components			SE SIDA 374, 4-I01	17 1800
	21	–	–	–	–		Askkopp	Ash–tray			SE SIDA 98, 3-I03	1820
	22	1	1	1	1	682968-3	Panel	Panel				1840
	23	1	–	–	–	694740-2	Matta	Mat			ERS AV 1264913–3	1860
		–	1	–	–	694742-8	Matta	Mat			ERS AV 1264913–3	1880
		–	–	1	–	697105-5	Matta	Mat			(694741)	19[illegible]
x		–	–	–	1	1224394-5	Matta	Mat			ERS AV 1264913–3	1920
		–	–	–	–							1940

82. Ersättes av motsvarande klädselmaterial i metervara. Replaced by the corresponding material sold by length. Remplacement de garniture correspondante en mètre. Wird durch das jetzige Bezugsmaterial in Metervare ersetzt. Sustituye el tapizado correspondiente vendido por metro.

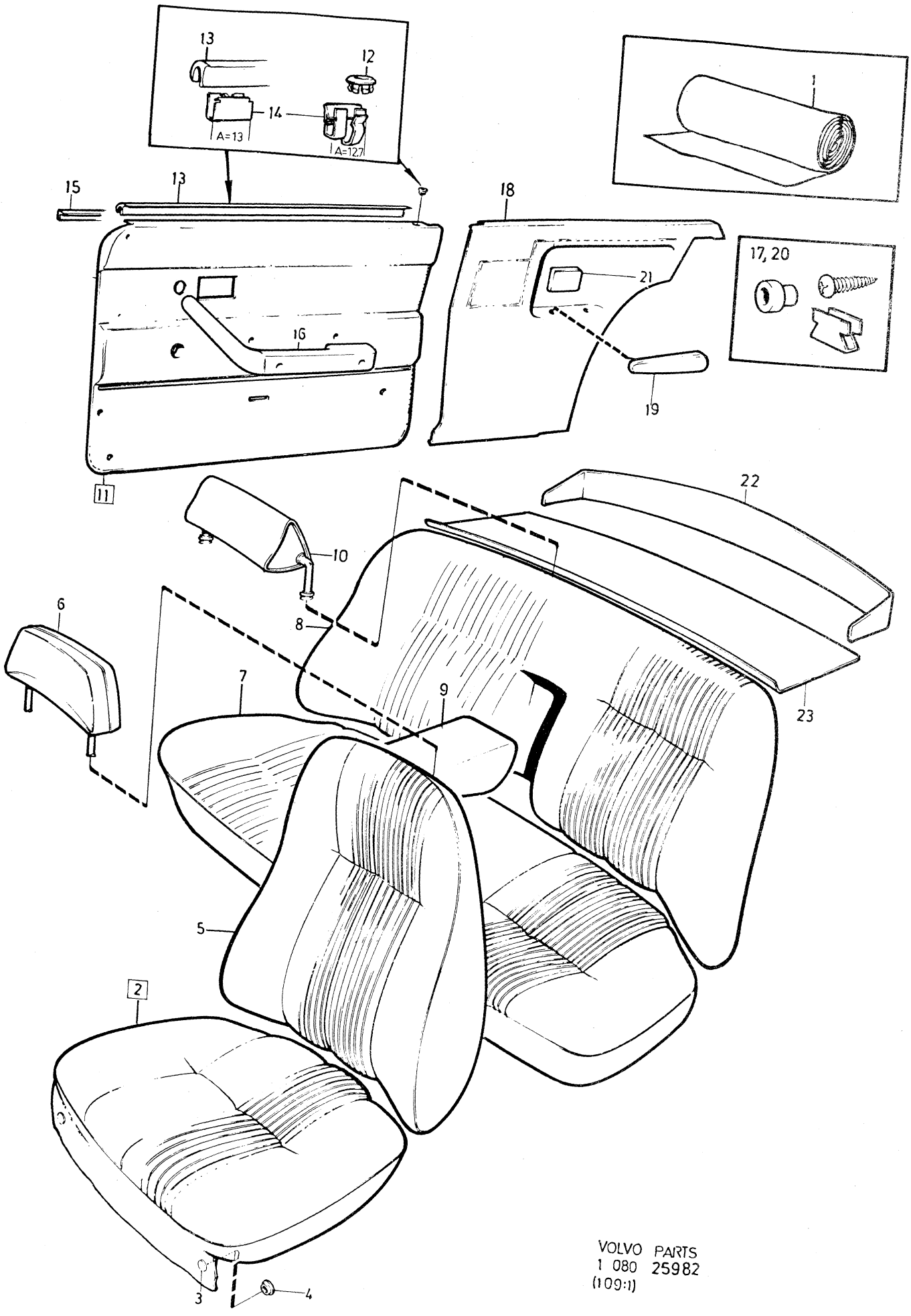

VOLVO PARTS
1 080 25982
(109:1)

Sida Page	Grupp Group	Innerklädsel 142, klädselkombination	Upholstery 142, upholstery combination	Illustration
204	8	656, 657, 659, 660	656, 657, 659, 660	25983 1979–11

	Pos. Fig.	Antal/Quantity 656	657	659	660	Artikel nr Part No	Benämning	Description	Sats Kit	BPSR	Anmärkning Notes	
	1	ERF	–	–	–	699001-4	Tyg, blått	Material, blue			76) METERVARA	0020
x		ERF	–	–	–	699224-2	Trikåplast, blå	Plastic–coated fabric, elastic, blue			76) METERVARA (99955)	0040 0060
							Produktskylten stämplad 656–772	Designation plate stamped 656–772				0080 0100 0120
		–	ERF	–	–	699003-0	Tyg, rött	Material, red			76) METERVARA	0140
		–	ERF	–	–	699012-1	Vävplast, röd	Plastic–coated fabric, red			77) METERVARA	0160 0180
							Produktskylten stämplad 657–773	Designation plate stamped 657–773				0200 [illegible]
		–	–	ERF	–	699005-5	Tyg, brunt	Material, brown			76) METERVARA	0260
x		–	–	ERF	–	699419-8	Vävplast, svart	Plastic–coated fabric, black			77) METERVARA (699014)	0280 0300
							Produktskylten stämplad 659–774	Designation plate stamped 659–774				0320 [illegible]
		–	–	–	ERF	699138-4	Tyg, grönt	Material, green		8	METERVARA	0380
		–	–	–	ERF	699139-2	Vävplast, grön	Plastic–coated fabric, green			77) METERVARA	0400 0420
							Produktskylten stämplad 660–775	Designation plate stamped 660–775				0440 0460 0480
	2	2	–	–	–	695600-7	Klädsel	Cover				0500
		–	2	–	–	695754-2	Klädsel	Cover				0520
		–	–	2	–	695756-7	Klädsel	Cover				0540
		–	–	–	2	695757-5	Klädsel	Cover				0560
	3	12	12	12	12	94944-6	•Knapp	•Button				0580
	4	12	12	12	12	94945-3	•Hållare	•Retainer				0600
	5	2	–	–	–	695601-5	Klädsel	Cover				0620
		–	2	–	–	695758-3	Klädsel	Cover				0640
		–	–	2	–	695760-9	Klädsel	Cover				0660
		–	–	–	2	695761-7	Klädsel	Cover				0680
	6	2	–	–	–	697316-8	Klädsel	Cover				0700
		–	2	–	–	697317-6	Klädsel	Cover				0720
		–	–	2	–	697319-2	Klädsel	Cover				0740
		–	–	–	2	697320-0	Klädsel	Cover				[illegible]
	7	1	–	–	–	695602-3	Klädsel	Cover				[illegible]
		–	1	–	–	695770-8	Klädsel	Cover				0800
		–	–	1	–	695772-4	Klädsel	Cover				0820
		–	–	–	1	695773-2	Klädsel	Cover		8	82)	0840
	8	1	–	–	–	695603-1	Klädsel	Cover				0860
		–	1	–	–	695774-0	Klädsel	Cover		8	82)	0880
		–	–	1	–	695776-5	Klädsel	Cover				[illegible]
		–	–	–	1	695777-3	Klädsel	Cover				0920
	9	1	–	–	–	694458-1	Klädsel	Cover		8	82)	0940
		–	1	–	–	694460-7	Klädsel	Cover		8	82)	0960
		–	–	1	–	694462-3	Klädsel	Cover		8	82)	0980
		–	–	–	1	695606-4	Klädsel	Cover				1000
	10	2	–	–	–	695549-6	Klädsel	Cover		8	82) ACC	1020
		–	2	–	–	695550-4	Klädsel	Cover		8	82) ACC	1040

76. Enhet längdmeter. Metervarans bredd = 150 cm. Unit: Linear metre. Width of material = 150 cm. Unité, en mètres. Au mètre, de largeur 150 cm. Einheit, laufendes Meter. Breite der Meterware = 150 cm. Unidad, en metros. Por metro, ancho 150 cm.

77. Enhet kvadratmeter. Metervarans bredd = 130 cm. Unit: Square metres. Width of material = 130 cm. Unités, en mètres carrés. Au mètre de largeur 130 cm. Einheit, Quadratmeter. Breite der Meterware = 130 cm. Unidad, en metros cuadrados. Por metro, ancho 130 cm.

82. Ersättes av motsvarande klädselmaterial i metervara. Replaced by the corresponding material sold by length. Remplacement de garniture correspondante en mètre. Wird durch das jetzige Bezugsmaterial in Metervare ersetzt. Sustituye el tapizado correspondiente vendido por metro.

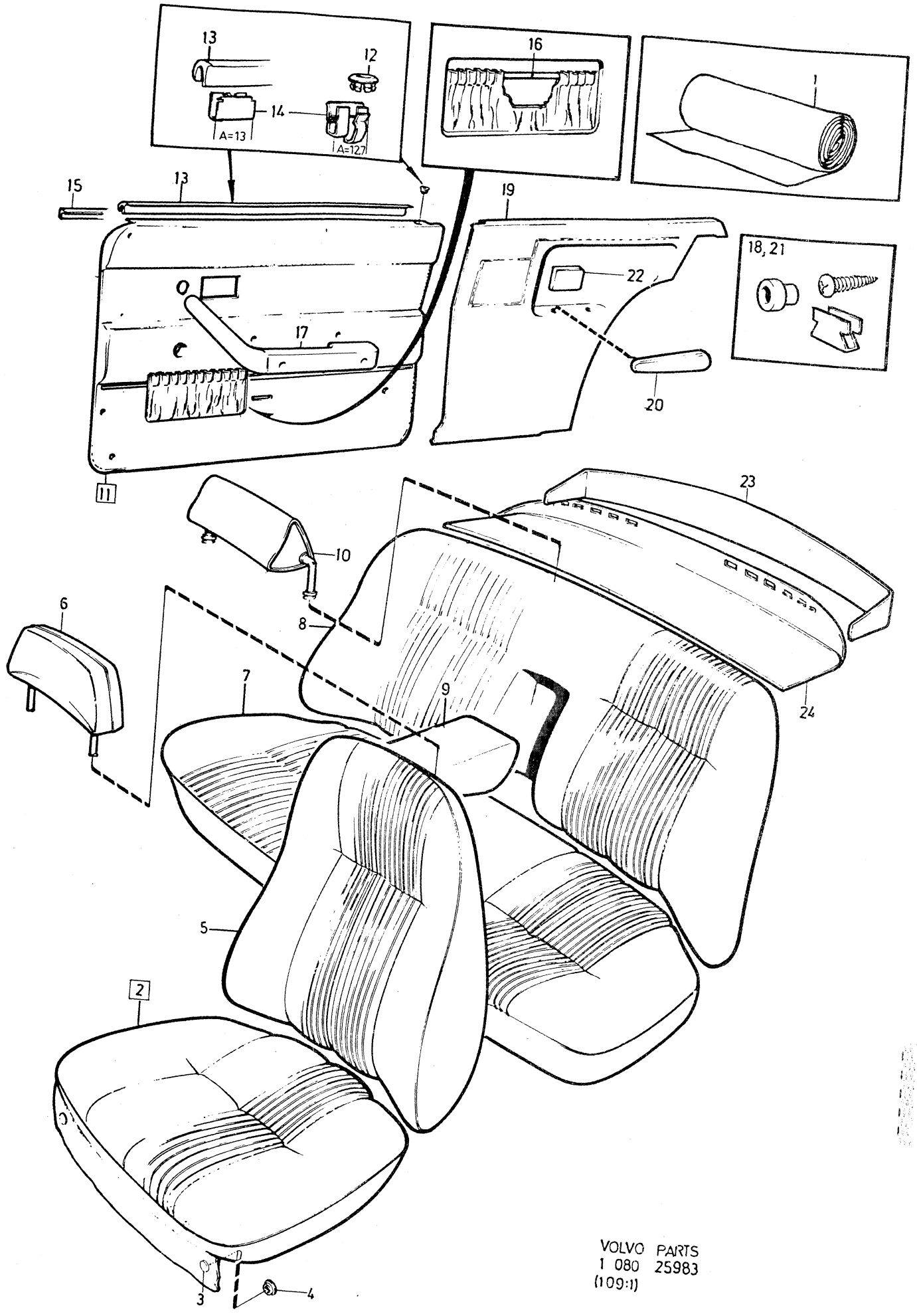

VOLVO PARTS
1 080 25983
(109:1)

Sida Page	Grupp Group	Innerklädsel 142, klädselkombination	Upholstery 142, upholstery combination	Illustration	2400
206	8	656, 657, 659, 660	656, 657, 659, 660	25983 1979–11	

	Pos. Fig.	Antal/Quantity 656	657	659	660	Artikel nr Part No	Benämning	Description	Sats Kit	B P S R	Anmärkning Notes	
		–	–	2	–	695552-0	Klädsel	Cover		8	82) ACC	1060
		–	–	–	2	695661-9	Klädsel	Cover		8	82) ACC	1080
x	11	1	–	–	–	696255-9	Dörrpanel, V	Door panel, L			(695608)	1100
x		–	1	–	–	696294-8	Dörrpanel, V	Door panel, L			(695802)	1120
x		–	–	1	–	696308-6	Dörrpanel, V	Door panel, L		8	(695804)	1140
x		–	–	–	1	696777-2	Dörrpanel, V	Door panel, L		8	(695805)	1160
x		1	–	–	–	696256-7	Dörrpanel, H	Door panel, R			(695609)	1180
x		–	1	–	–	696295-5	Dörrpanel, H	Door panel, R			(695806)	1200
x		–	–	1	–	696444-9	Dörrpanel, H	Door panel, R			(695808)	1220
x		–	–	–	1	696778-0	Dörrpanel, H	Door panel, R			(695809)	1240
	12	2	2	2	2	677003-6	•Bussning	•Bushing				1260
	13	2	2	2	2	678200-7	•List	•Moulding		8		1280
	14	26	26	26	26	678201-5	•Clips	•Clip				1300
	15	1	1	1	1	686781-6	•Tätningslist, V	•Seal moulding, L				1320
		1	1	1	1	686782-4	•Tätningslist, H	•Seal moulding, R				1340
x	16	2	2	2	2	1224099-0	•Resårband	•Rubber strap				1360
	17	–	–	–	–		Armstöd	Arm rest			SE SIDA 384, 4-I11	1380
	18	–	–	–	–		Monteringsdetaljer	Installation components			SE SIDA 374, 4-I01	1400 1420
x	19	1	–	–	–	696257-5	Panel, V	Panel, L		8		1440
x		–	1	–	–	696296-3	Panel, V	Panel, L			(694508)	1460
x		–	–	1	–	696446-4	Panel, V	Panel, L			(695327)	1480
x		–	–	–	1	696779-8	Panel, V	Panel, L			(695813)	1500
x		1	–	–	–	696258-3	Panel, H	Panel, R			(694505)	1520
x		–	1	–	–	696297-1	Panel, H	Panel, R			(694509)	1540
x		–	–	1	–	696448-0	Panel, H	Panel, R			(695328)	1560
x		–	–	–	1	696780-6	Panel, H	Panel, R			(695817)	1580
	20	1	1	1	1	1210813-0	Armstöd, V	Arm rest, L			(687590)	1600
		1	1	1	1	1210814-8	Armstöd, H	Arm rest, R				1620
	21	–	–	–	–		Monteringsdetaljer	Installation components			SE SIDA 374, 4-I01	1640 1660
	22	–	–	–	–		Askkopp	Ash–tray			SE SIDA 98, 3-I03	1680
	23	1	1	1	1	682968-3	Panel	Panel				1700
	24	1	–	–	–	1210874-2	Hatthylla	Hat shelf			(697104)	1720
x		1	–	–	–	1264885-3	Hatthylla	Hat shelf			USA, CAN SEN UTF (1224392)	1740 1760
x		–	1	–	–	1264913-3	Hatthylla	Hat shelf			(1210875)	1780
x		–	1	–	–	1264885-3	Hatthylla	Hat shelf			USA, CAN SEN UTF (1224392)	1800 1820
x		–	–	1	–	1264913-3	Hatthylla	Hat shelf			(1224394)	1840
x		–	–	1	–	1264885-3	Hatthylla	Hat shelf			USA, CAN SEN UTF (1224392)	1860 1880
		–	–	–	1		Hatthylla	Hat shelf		8	TID UTF	1900
		–	–	–	1	1210878-3	Hatthylla	Hat shelf			SEN UTF	1920
x		–	–	–	1	1264885-3	Hatthylla	Hat shelf			USA, CAN SEN UTF (1224392)	1940 1960

82. Ersättes av motsvarande klädselmaterial i metervara. Replaced by the corresponding material sold by length. Remplacement de garniture correspondante en mètre. Wird durch das jetzige Bezugsmaterial in Metervare ersetzt. Sustituye el tapizado correspondiente vendido por metro.

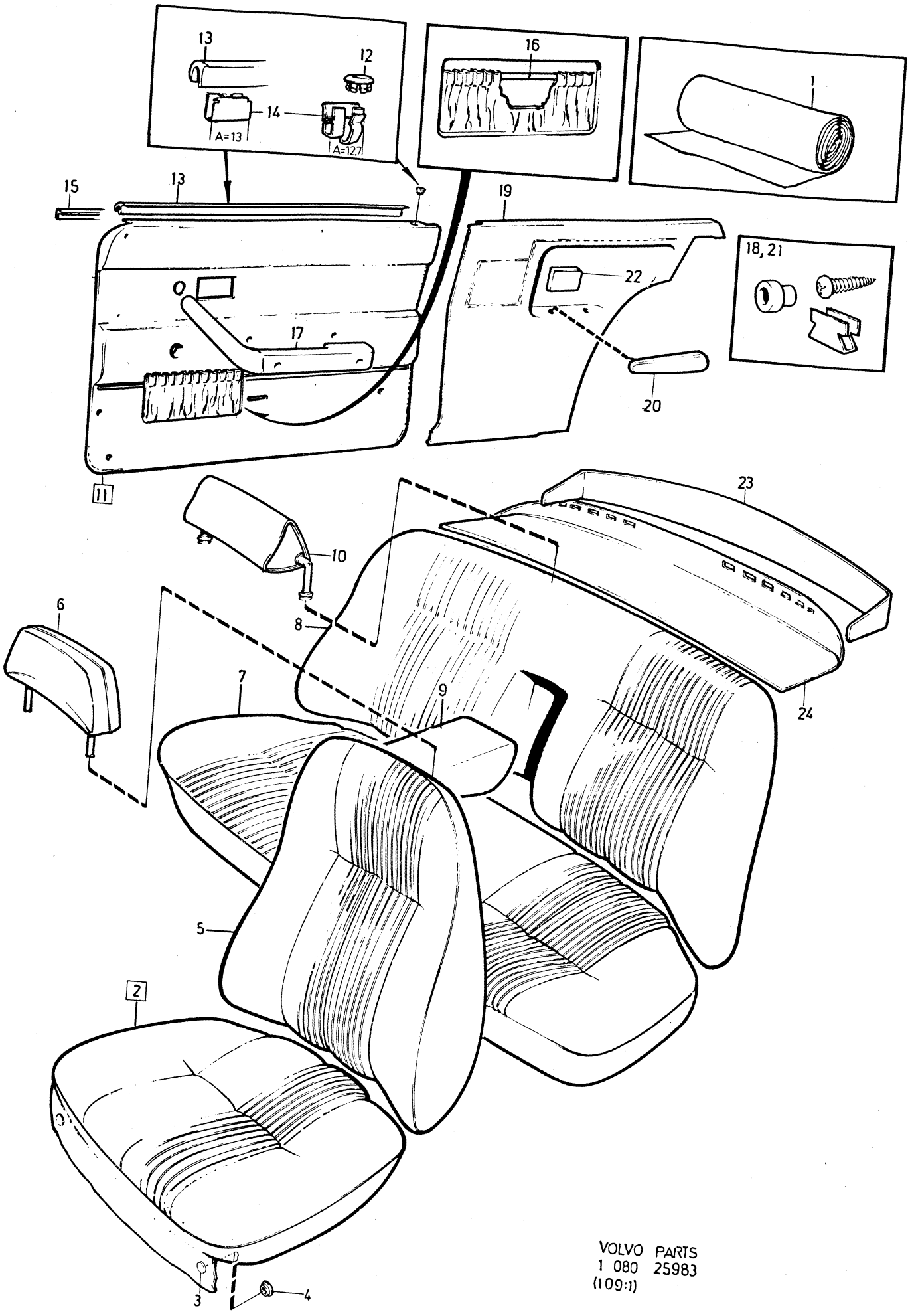

VOLVO PARTS
1 080 25983
(109:1)

Sida Page	Grupp Group	Innerklädsel 142, klädselkombination	Upholstery 142, upholstery combination	Illustration
208	8	661, 662, 664, 665	661, 662, 664, 665	2450 25983 1979–11

	Pos. Fig.	Antal/Quantity 661	662	664	665	Artikel nr Part No	Benämning	Description	Sats Kit	B P S R	Anmärkning Notes	
x	1	ERF	–	–	–	699224-2	Trikåplast, blå	Plastic–coated fabric, elastic, blue			76) METERVARA (99953)	0020 0040
		ERF	–	–	–	99955-7	Vävplast, blå Produktskylten stämplad 661–776	Plastic–coated fabric, blue Designation plate stamped 661–776			METERVARA ERS AV 699224–2	0060 0080 0100 0120 0140
		–	ERF	–	–	699065-9	Trikåplast, röd	Plastic–coated fabric, elastic, red			78) METERVARA	0160 0180
		–	ERF	–	–	699012-1	Vävplast, röd Produktskylten stämplad 662–777	Plastic–coated fabric, red Designation plate stamped 662–777			77) METERVARA	0200 0240 0260 0280
x		–	–	ERF	–	699419-8	Trikåplast, svart	Plastic–coated fabric, elastic, black			77) METERVARA	0300 0320
		–	–	ERF	–	699014-7	Vävplast, svart Produktskylten stämplad 664–778	Plastic–coated fabric, black Designation plate stamped 664–778			METERVARA ERS AV 699224–2	0360 0380 0400 0420
		–	–	–	ERF	699141-8	Trikåplast, grön	Plastic–coated fabric, elastic, green		8	METERVARA	0440 0460
		–	–	–	ERF	699139-2	Vävplast, grön Produktskylten stämplad 665–779	Plastic–coated fabric, green Designation plate stamped 665–779			77) METERVARA	0480 0500 0520 0540 0560
	2	2	–	–	–	695612-2	Klädsel	Cover				0580
		–	2	–	–	695762-5	Klädsel	Cover				0600
		–	–	2	–	695764-1	Klädsel	Cover				0620
		–	–	–	2	695765-8	Klädsel	Cover		8	82)	0640
	3	12	12	12	12	94944-6	•Knapp	•Button				0660
	4	12	12	12	12	94945-3	•Hållare	•Retainer				0680
	5	2	–	–	–	695613-0	Klädsel	Cover		8	82)	0700
		–	2	–	–	695766-6	Klädsel	Cover		8	82)	0720
		–	–	2	–	695768-2	Klädsel	Cover				0740
		–	–	–	2	695769-0	Klädsel	Cover		8	82)	0760
	6	2	–	–	–	697316-8	Klädsel	Cover				0780
		–	2	–	–	697317-6	Klädsel	Cover				0800
		–	–	2	–	697319-2	Klädsel	Cover				0820
		–	–	–	2	697320-0	Klädsel	Cover				0840
	7	1	–	–	–	695614-8	Klädsel	Cover		8	82)	0860
		–	1	–	–	695778-1	Klädsel	Cover		8	82)	0880
		–	–	1	–	695780-7	Klädsel	Cover		8	82)	0900
		–	–	–	1	695781-5	Klädsel	Cover		8	82)	0920
	8	1	–	–	–	695615-5	Klädsel	Cover		8	82)	0940
		–	1	–	–	695782-3	Klädsel	Cover		8	82)	0960
		–	–	1	–	695784-9	Klädsel	Cover		8	82)	0980

76. Enhet längdmeter. Metervarans bredd = 150 cm. Unit: Linear metre. Width of material = 150 cm. Unité, en mètres. Au mètre, de largeur 150 cm. Einheit, laufendes Meter. Breite der Meterware = 150 cm. Unidad, en metros. Por metro, ancho 150 cm.

77. Enhet kvadratmeter. Metervarans bredd = 130 cm. Unit: Square metres. Width of material = 130 cm. Unités, en mètres carrés. Au mètre de largeur 130 cm. Einheit, Quadratmeter. Breite der Meterware = 130 cm. Unidad, en metros cuadrados. Por metro, ancho 130 cm.

78. Enhet kvadratmeter. Metervarans bredd = 145 cm. Unit: Square metres. Width of material = 145 cm. Unité, en mètres carrés. Au mètre, de largeur 145 cm. Einheit, Quadratmeter. Breite der Meterware = 145 cm. Unidad, en metros cuadrados. Por metro, ancho 145 cm.

82. Ersättes av motsvarande klädselmaterial i metervara. Replaced by the corresponding material sold by length. Remplacement de garniture correspondante en mètre. Wird durch das jetzige Bezugsmaterial in Metervare ersetzt. Sustituye el tapizado correspondiente vendido por metro.

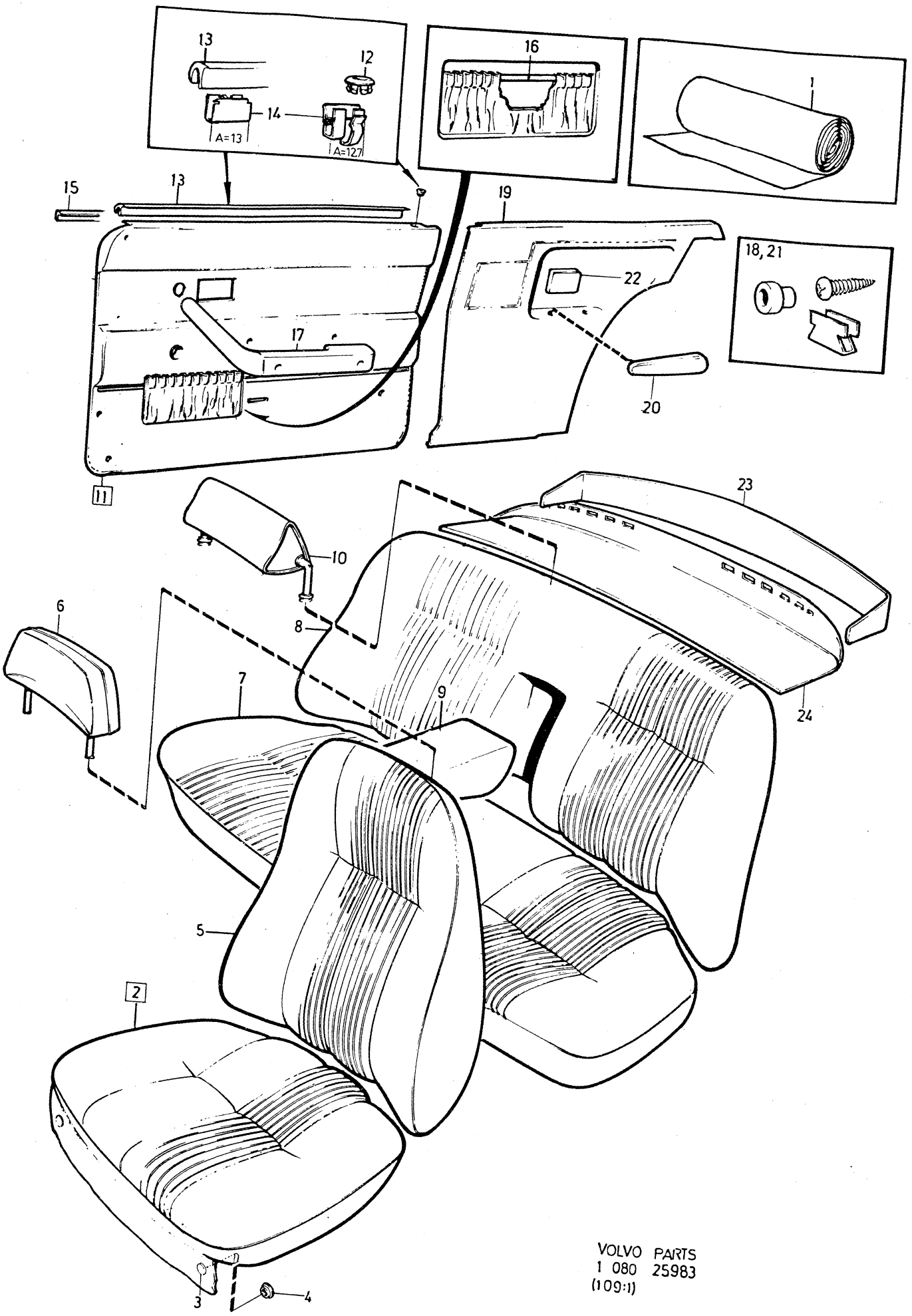

VOLVO PARTS
1 080 25983
(109:1)

Sida Page	Grupp Group	Innerklädsel 142, klädselkombination	Upholstery 142, upholstery combination	Illustration
210	8	661, 662, 664, 665	661, 662, 664, 665	1979–11

	Pos. Fig.	Antal/Quantity 661	662	664	665	Artikel nr Part No	Benämning	Description	Sats Kit	B P S R	Anmärkning Notes	
		–	–	–	1	695785-6	Klädsel	Cover		8	82)	1000
	9	1	–	–	–	695554-6	Klädsel	Cover				1020
		–	1	–	–	695556-1	Klädsel	Cover		8	82)	1040
		–	–	1	–	695558-7	Klädsel	Cover				1060
		–	–	–	1	695617-1	Klädsel	Cover		8	82)	1080
	10	2	–	–	–	695544-7	Klädsel	Cover		8	82) ACC	1100
		–	2	–	–	695546-2	Klädsel	Cover		8	82) ACC	1120
		–	–	2	–		Klädsel	Cover		8		1140
		–	–	–	2	695605-6	Klädsel	Cover		8	82) ACC	1160
x	11	1	–	–	–	696255-9	Dörrpanel, V	Door panel, L			(695608)	1180
x		–	1	–	–	696294-8	Dörrpanel, V	Door panel, L			(695802)	[illegible]
		–	–	1	–	695804-5	Dörrpanel, V	Door panel, L		8		[illegible]
		–	–	–	1	695805-2	Dörrpanel, V	Door panel, L		8		1240
x		1	–	–	–	696256-7	Dörrpanel, H	Door panel, R			(695609)	1260
x		–	1	–	–	696295-5	Dörrpanel, H	Door panel, R			(695806)	1280
x		–	–	1	–	696444-9	Dörrpanel, H	Door panel, R			(695808)	1300
x		–	–	–	1	696778-0	Dörrpanel, H	Door panel, R			(695809)	[illegible]
	12	2	2	2	2	677003-6	•Bussning	•Bushing				[illegible]
	13	2	2	2	2	678200-7	•List	•Moulding		8		1360
	14	14	14	14	14	678201-5	•Clips	•Clip				1380
	15	1	1	1	1	686781-6	•Tätningslist, V	•Seal moulding, L				1400
		1	1	1	1	686782-4	•Tätningslist, H	•Seal moulding, R				1420
x	16	2	2	2	2	1224099-0	•Resårband	•Rubber strap			(13391)	1440
	17	–	–	–	–		Armstöd	Arm rest			SE SIDA 384, 4-I11	1460
	18	–	–	–	–		Monteringsdetaljer	Installation components			SE SIDA 374, 4-I01	1480 1500
x	19	1	–	–	–	696257-5	Panel, V	Panel, L		8	(694504)	1520
x		–	1	–	–	696296-3	Panel, V	Panel, L			(694508)	1540
x		–	–	1	–	696446-4	Panel, V	Panel, L			(695327)	1560
x		–	–	–	1	696779-8	Panel, V	Panel, L			(695813)	1580
x		1	–	–	–	696258-3	Panel, H	Panel, R			(694505)	1600
x		–	1	–	–	696297-1	Panel, H	Panel, R			(694509)	1620
x		–	–	1	–	696448-0	Panel, H	Panel, R			(695328)	1640
x		–	–	–	1	696780-6	Panel, H	Panel, R			(695817)	1660
	20	1	1	1	1	1210813-0	Armstöd, V	Arm rest, L			(687590)	1680
		1	1	1	1	1210814-8	Armstöd, H	Arm rest, H			(687591)	1700
	21	–	–	–	–		Monteringsdetaljer	Installation components			SE SIDA 374, 4-I01	1720 [illegible]
	22	–	–	–	–		Askkopp	Ash–tray			SE SIDA 98, 3-I03	[illegible]
	23	1	1	1	1	682968-3	Panel	Panel				1780
	24	1	–	–	–	1210874-2	Hatthylla	Hat shelf			(697104)	1800
x		1	–	–	–	1264885-3	Hatthylla	Hat shelf			USA, CAN SEN UTF (1224392)	1820 1840
x		–	1	–	–	1264913-3	Hatthylla	Hat shelf			(1210875)	[illegible]
x		–	1	–	–	1264885-3	Hatthylla	Hat shelf			USA, CAN SEN UTF (1224392)	[illegible] 1900
x		–	–	1	–	1264913-3	Hatthylla	Hat shelf			(1224394)	1920
x		–	–	1	–	1264885-3	Hatthylla	Hat shelf			USA, CAN SEN UTF (1224392)	1940 1960
		–	–	–	1		Hatthylla	Hat shelf		8	TID UTF	1980
		–	–	–	1	1210878-3	Hatthylla	Hat shelf			SEN UTF	2000
x		–	–	–	1	1264885-3	Hatthylla	Hat shelf			USA, CAN SEN UTF (1224392)	2020 2040

82. Ersättes av motsvarande klädselmaterial i metervara. Replaced by the corresponding material sold by length. Remplacement de garniture correspondante en mètre. Wird durch das jetzige Bezugsmaterial in Metervare ersetzt. Sustituye el tapizado correspondiente vendido por metro.

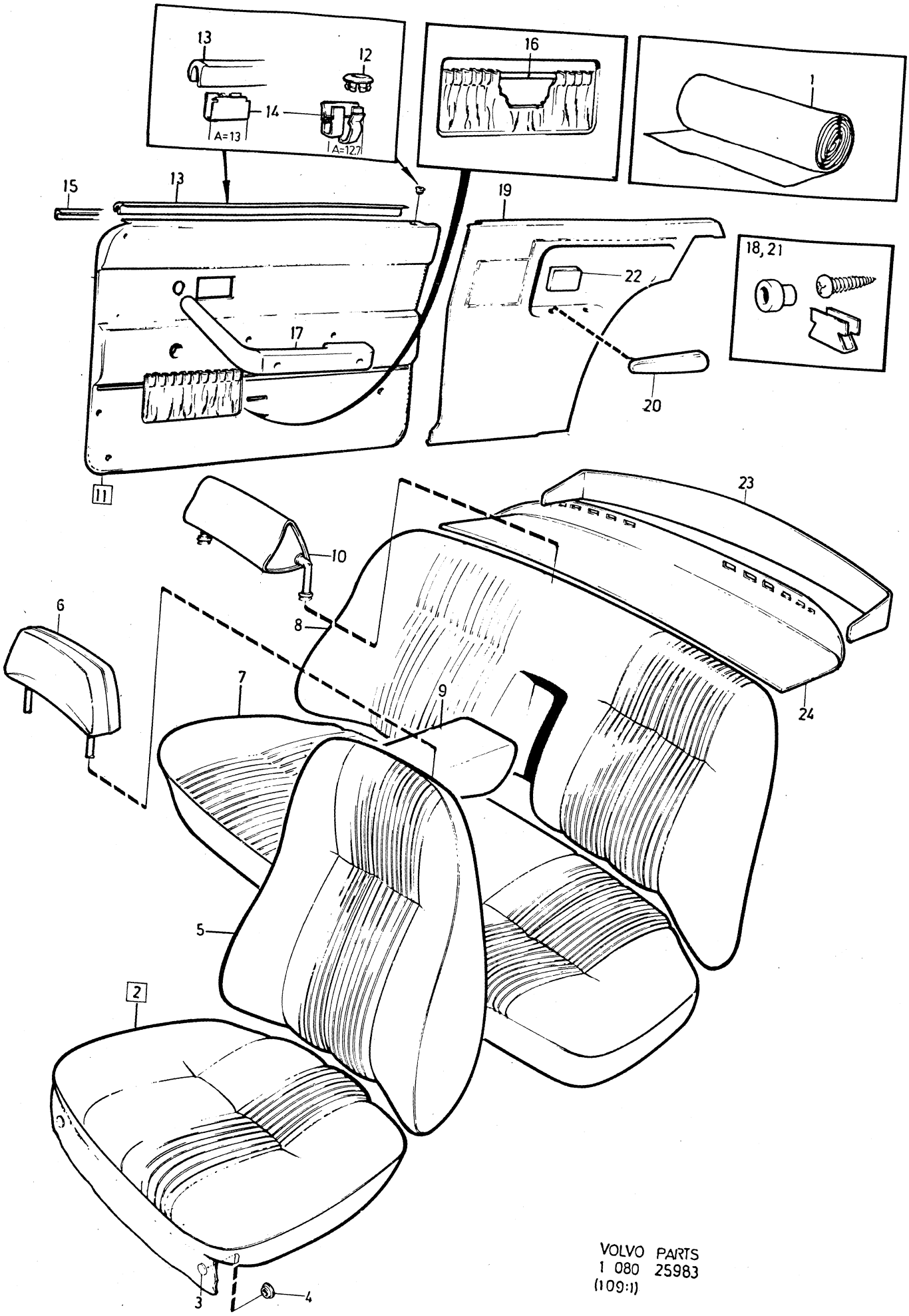

VOLVO PARTS
1 080 25983
(109:1)

Sida Page	Grupp Group	Innerklädsel 142, klädselkombination	Upholstery 142, upholstery combination	Illustration
212	8	685, 687, 688	685, 687, 688	1979–11

	Pos. Fig.	Antal/Quantity 685	687	688		Artikel nr Part No	Benämning	Description	Sats Kit	BPSR	Anmärkning Notes	
x	1	ERF	–	–	–	699419-8	Trikåplast, svart	Plastic–coated fabric, elastic, black			77) METERVARA (699067)	0020 0040
		ERF	–	–	–	699014-7	Vävplast, svart	Plastic–coated fabric, black			METERVARA ERS AV 699419–8	0060 0080
							Produktskylten stämplad 685–780	Designation plate stamped 685–780				0100 0120 0140
		–	ERF	–	–		Läder, svart	Leather, black		8		0160
x		–	ERF	–	–	699419-8	Trikåplast, svart	Plastic–coated fabric, elastic, black			77) METERVARA (99949)	0180 0200
							Produktskylten stämplad 687–781	Designation plate stamped 687–781				0220 0240 0260
		–	–	ERF	–		Läder, svart	Leather, black		8		0280
x		–	–	ERF	–	699419-8	Trikåplast, svart	Plastic–coated fabric, elastic, black			77) METERVARA (99949)	0300 0320
							Produktskylten stämplad 688–782	Designation plate stamped 688–782				0340 0360 0380
	2	2	–	–	–	695764-1	Klädsel	Cover				0400
x		–	2	2	–	697880-3	Klädsel	Cover			(694750)	0420
	3	12	12	12	–	94944-6	•Knapp	•Button				0440
	4	12	12	12	–	94945-3	•Hållare	•Retainer				0460
	5	2	–	–	–	695768-2	Klädsel	Cover				0480
		–	2	2	–	694751-9	Klädsel	Cover		8	82)	0500
	6	2	–	–	–	697319-2	Klädsel	Cover				0520
x		–	2	2	–	697808-4	Klädsel	Cover			(697322)	0540
	7	1	–	–	–	695780-7	Klädsel	Cover		8	82)	0560
		–	1	1	–	694773-3	Klädsel	Cover		8	82)	0580
	8	1	–	–	–	695784-9	Klädsel	Cover		8	82)	0600
x		–	1	1	–	697883-7	Klädsel, V	Cover, L			(694774)	0620
x		–	1	1	–	697884-5	Klädsel, H	Cover, R			(694766)	0640
	9	1	–	–	–	695558-7	Klädsel	Cover				0660
x		–	1	1	–	697885-2	Klädsel	Cover			(694797)	0680
	10	2	2	2	–		Klädsel	Cover		8	82) ACC	0700
	11	1	1	1	–	695804-5	Dörrpanel, V	Door panel, L		8		0720
x		1	1	1	–	696444-9	Dörrpanel, H	Door panel, R			(695808)	0740
	12	2	2	2	–	677003-6	•Bussning	•Bushing				0760
	13	2	2	2	–	678200-7	•List	•Moulding		8		0780
	14	26	26	26	–	678201-5	•Clips	•Clip				0800
	15	1	1	1	–	686781-6	•Tätningslist, V	•Seal moulding, L				0820
		1	1	1	–	686782-4	•Tätningslist, H	•Seal moulding, R				0840
x	16	2	2	2	–	1224099-0	•Resårband	•Rubber strap			(13391)	0860
	17	–	–	–	–		Armstöd	Arm rest			SE SIDA 384, 4-I11	0880
	18	–	–	–	–		Monteringsdetaljer	Installation components			SE SIDA 374, 4-I01	0900 0920
x	19	1	1	1	–	696446-4	Panel, V	Panel, L			(695327)	0940
x		1	1	1	–	696448-0	Panel, H	Panel, R			(695328)	0960
	20	1	1	1	–	1210813-0	Armstöd, V	Arm rest, L			(687590)	0980
		1	1	1	–	1210814-8	Armstöd, H	Arm rest, R			(687591)	1000
	21	–	–	–	–		Monteringsdetaljer	Installation components			SE SIDA 374, 4-I01	1020 1040
	22	–	–	–	–		Askkopp	Ash–tray			SE SIDA 98, 3-I03	1060
	23	1	1	1	–	682968-3	Panel	Anchorage				1080
x	24	1	–	–	–	1264913-3	Hatthylla	Hat shelf			(1210875)	1100

77. Enhet kvadratmeter. Metervarans bredd = 130 cm. Unit: Square metres. Width of material = 130 cm. Unités, en mètres carrés. Au mètre de largeur 130 cm. Einheit, Quadratmeter. Breite der Meterware = 130 cm. Unidad, en metros cuadrados. Por metro, ancho 130 cm.

82. Ersättes av motsvarande klädselmaterial i metervara. Replaced by the corresponding material sold by length. Remplacement de garniture correspondante en mètre. Wird durch das jetzige Bezugsmaterial in Metervare ersetzt. Sustituye el tapizado correspondiente vendido por metro.

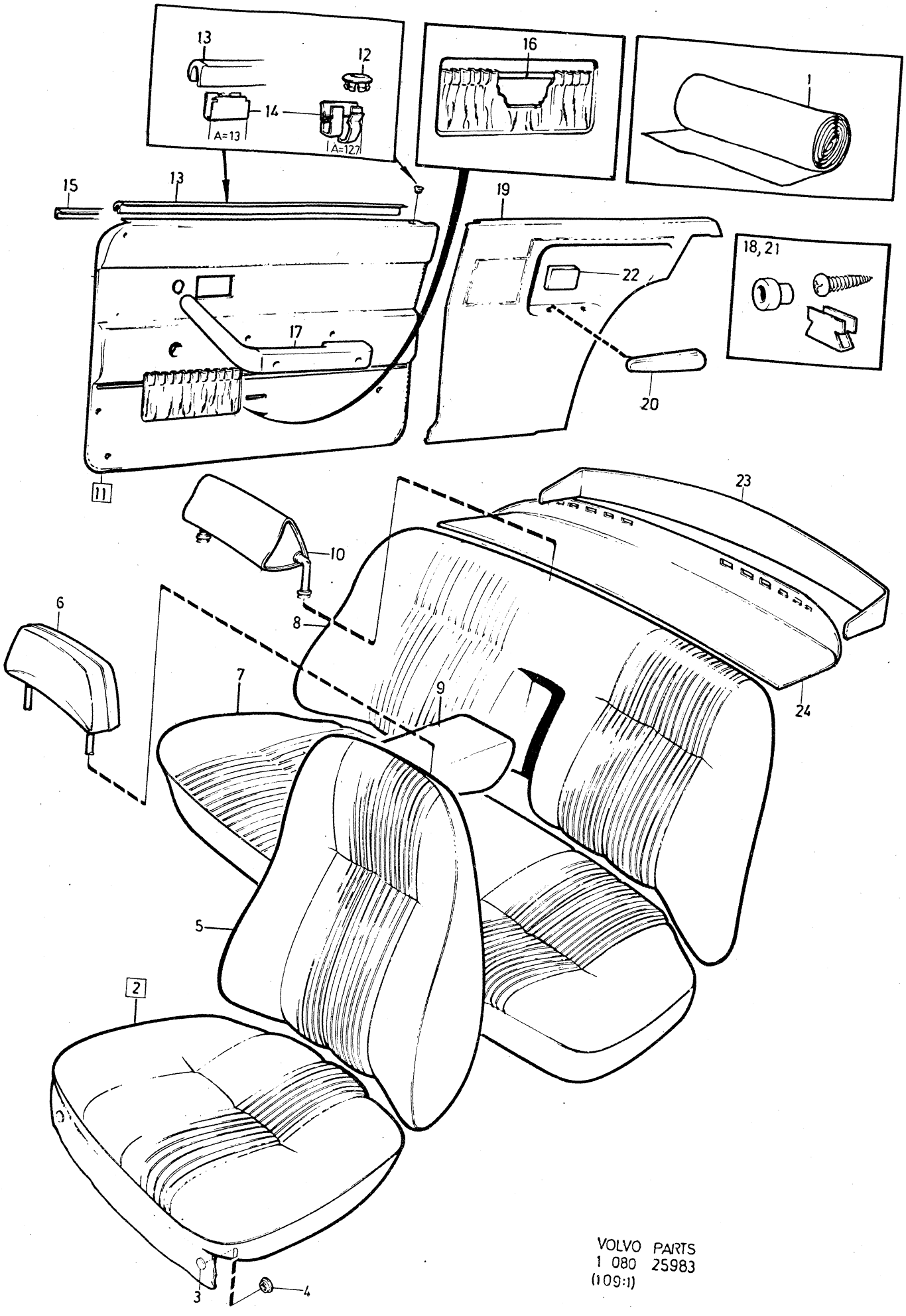

VOLVO PARTS
1 080 25983
(109:1)

Sida Page	Grupp Group	Innerklädsel 142, klädselkombination	Upholstery 142, upholstery combination	Illustration
214	8	685, 687, 688	685, 687, 688	25983 1979–11

	Pos. Fig.	Antal/Quantity 685	687	688		Artikel nr Part No	Benämning	Description	Sats Kit	B P S R	Anmärkning Notes	
x		1	–	–	–	1264885-3	Hatthylla	Hat shelf			USA, CAN SEN UTF	1120
											(1224392)	1140
x		–	1	–	–	1264913-3	Hatthylla	Hat shelf			(1224394)	1160
x		–	1	–	–	1264885-3	Hatthylla	Hat shelf			USA, CAN SEN UTF	1180
											(1224392)	1200
		–	–	1	–	1210874-2	Hatthylla	Hat shelf				1220
x		–	–	1	–	1264885-3	Hatthylla	Hat shelf			USA, CAN SEN UTF	1240
											(1224392)	1260

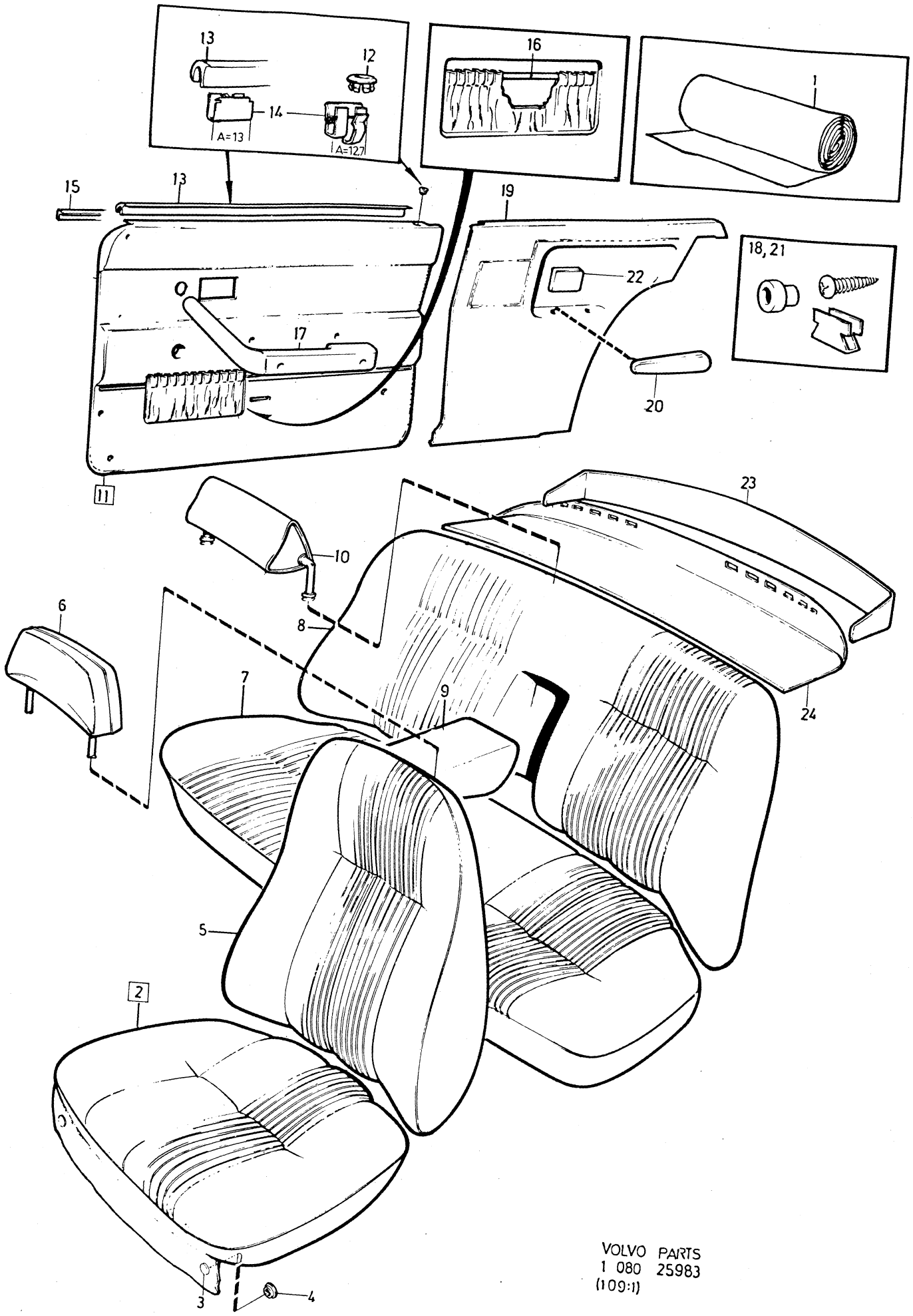

VOLVO PARTS
1 080 25983
(109:1)

Sida Page	Grupp Group	Innerklädsel 144, klädselkombination	Upholstery 144 upholstery combination	Illustration 2550 25984
216	8	700, 700 B, 701	700, 700 B, 701	1979–11

	Pos. Fig.	Antal/Quantity 0700	700B	0701		Artikel nr Part No	Benämning	Description	Sats Kit	B P S R	Anmärkning Notes	
	1	ERF	–	–	–	99728-8	Trikåplast, präglad, svart	Plastic–coated fabric, elastic, perforated, black		8	METERVARA	0020 0040 0060
x		ERF	–	–	–	699419-8	Trikåplast, svart	Plastic–coated fabric, elastic, black			78) METERVARA	0080 0100 0120
		ERF	–	–	–	99673-6	Vävplast, svart Produktskylten stämplad 700–563	Plastic–coated fabric, black Designation plate stamped 700–563			METERVARA ERS AV 699419–8	0140 0160 0180 0200
		–	ERF	–	–	375067-6	Trikåplast, präglad, grå	Plastic–coated fabric, elastic, perforated, grey		8	METERVARA	0260 0280
		–	ERF	–	–		Trikåplast, grå	Plastic–coated fabric, elastic, grey		8	METERVARA (376059)	0300 0320
		–	ERF	–	–	376066-7	Vävplast, svart Produktskylten stämplad 700 B	Plastic–coated fabric, black Designation plate stamped 700 B		8	METERVARA	0380 0400 0420 0440
		–	–	ERF	–	99729-6	Trikåplast, präglad, röd	Plastic–coated fabric, elastic, perforated, red		8	METERVARA	0460 0480 0500
		–	–	ERF	–	99732-0	Trikåplast, röd	Plastic–coated fabric, elastic, red			77) METERVARA	0520 0540 0560
x		–	–	ERF	–	99735-3	Vävplast, röd Produktskylten stämplad 701–564	Plastic–coated fabric, red Designation plate stamped 701–564			METERVARA ERS AV 99732–0	0580 0600 0620 0640 0660
x	2	2	–	–	–	691867-6	Klädsel	Cover		8	82) (692433)	0680
		–	2	–	–	375938-8	Klädsel	Cover		8		0700
		–	–	2	–	691869-2	Klädsel	Cover		8	82) (692435)	0720
	3	12	12	12	–	94944-6	•Knapp	•Button				0740
	4	12	12	12	–	94945-3	•Hållare	•Retainer				0760
	5	2	–	–	–	692434-4	Klädsel	Cover		8	82) (691868)	0780
		–	2	–	–	375937-0	Klädsel	Cover		8		0800
		–	–	2	–	691870-0	Klädsel	Cover		8	82) (692436)	0820
	6	1	–	–	–	692659-6	Klädsel	Cover		8	82) SPEC UTF 5371	0840
		–	1	–	–	692661-2	Klädsel	Cover		8	SPEC UTF 5372	0860
x	7	1	–	–	–	692540-8	Klädsel	Cover		8	82) (691875)	0880
		–	1	–	–	375947-9	Klädsel	Cover		8		0900
		–	–	1	–	692541-6	Klädsel	Cover		8	82) (691876)	0920
	8	1	–	–	–	691879-1	Klädsel	Cover		8	82)	0940
		–	1	–	–		Klädsel	Cover		8	(375940)	0960
		–	–	1	–		Klädsel	Cover		8	82) (691880)	0980
	9	1	–	–	–	691891-6	Klädsel	Cover		8	82)	1000
		–	1	–	–		Klädsel	Cover		8	(375942)	1020
		–	–	1	–	691892-4	Klädsel	Cover		8	82)	1040

77. Enhet kvadratmeter. Metervarans bredd = 130 cm. Unit: Square metres. Width of material = 130 cm. Unités, en mètres carrés. Au mètre de largeur 130 cm. Einheit, Quadratmeter. Breite der Meterware = 130 cm. Unidad, en metros cuadrados. Por metro, ancho 130 cm.

78. Enhet kvadratmeter. Metervarans bredd = 145 cm. Unit: Square metres. Width of material = 145 cm. Unité, en mètres carrés. Au mètre, de largeur 145 cm. Einheit, Quadratmeter. Breite der Meterware = 145 cm. Unidad, en metros cuadrados. Por metro, ancho 145 cm.

82. Ersättes av motsvarande klädselmaterial i metervara. Replaced by the corresponding material sold by length. Remplacement de garniture correspondante en mètre. Wird durch das jetzige Bezugsmaterial in Metervare ersetzt. Sustituye el tapizado correspondiente vendido por metro.

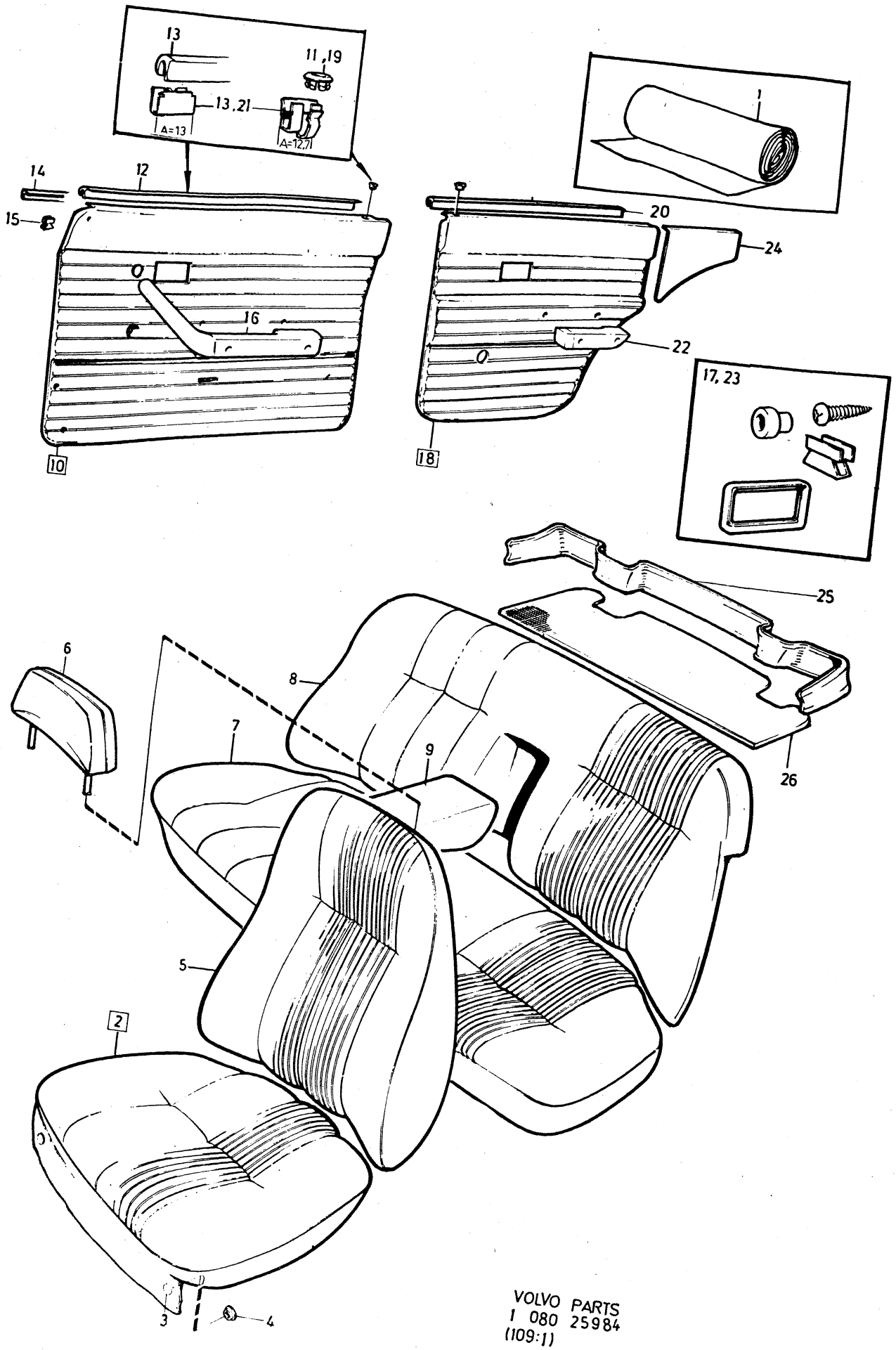

VOLVO PARTS
1 080 25984
(109:1)

Sida Page	Grupp Group	Innerklädsel 144, klädselkombination	Upholstery 144 upholstery combination	Illustration	2550
218	8	700, 700 B, 701	700, 700 B, 701	25984 1979–11	

Pos. Fig.	Antal/Quantity 0700	700B	0701		Artikel nr Part No	Benämning	Description	Sats Kit	BPSR	Anmärkning Notes	
10	1	–	–	–	691935-1	Dörrpanel, V	Door panel, L		8		1060
	–	1	–	–	375948-7	Dörrpanel, V	Door panel, L		8		1080
	–	–	1	–	691937-7	Dörrpanel, V	Door panel, L		8		1100
	1	–	–	–	691936-9	Dörrpanel, H	Door panel, R		8		1120
	–	1	–	–	375949-5	Dörrpanel, H	Door panel, R		8		1140
	–	–	1	–	691938-5	Dörrpanel, H	Door panel, R		8		1160
11	2	2	2	–	677003-6	•Bussning	•Bushing				1180
12	2	2	2	–	678198-3	•List	•Moulding				1200
13	10	10	10	–	678201-5	•Clips	•Clip			A=12,7	1220
	14	14	14	–	942188-4	•Clips	•Clip			A=13	1240
14	2	2	2	–	680652-5	•Prydnadslist	•Trim moulding				1260
15	6	6	6	–	680730-9	•Clips	•Clip				1
16	–	–	–	–		Armstöd	Arm rest			SE SIDA 384, 4-I11	1300
17	–	–	–	–		Monteringsdetaljer	Installation components			SE SIDA 376, 4-I03	1320 1340
18	1	–	–	–	691943-5	Dörrpanel, V	Door panel, L		8		1360
	–	1	–	–	375950-3	Dörrpanel, V	Door panel, L		8		1380
	–	–	1	–	691945-0	Dörrpanel, V	Door panel, L		8		1
	1	–	–	–	691944-3	Dörrpanel, H	Door panel, R		8		1420
	–	1	–	–	375951-1	Dörrpanel, H	Door panel, R		8		1440
	–	–	1	–	691946-8	Dörrpanel, H	Door panel, R		8		1460
19	2	2	2	–	677003-6	•Bussning	•Bushing				1480
20	2	2	2	–	678199-1	•List	•Moulding				1500
21	12	12	12	–	678201-5	•Clips	•Clip			A=12.7	1520
	10	10	10	–	942188-4	•Clips	•Clip			A=13	1540
22	–	–	–	–		Armstöd	Arm rest			SE SIDA 384, 4-I11	1560
23	–	–	–	–		Monteringsdetaljer	Installation components			SE SIDA 376, 4-I03	1580 1600
24	1	–	–	–	691951-8	Panel, V	Panel, L		8		1620
	–	1	–	–	375952-9	Panel, V	Panel, L		8		1640
	–	–	1	–	691953-4	Panel, V	Panel, L		8		1660
	1	–	–	–	691952-6	Panel, H	Panel, R		8		1680
	–	1	–	–	375953-7	Panel, H	Panel, R		8		1700
	–	–	1	–	691954-2	Panel, H	Panel, R		8		1720
25	1	1	1	–	677908-6	Panel	Panel		8	CH–37099	1740
	1	1	1	–	680327-4	Panel	Panel			CH 37100–	1760
26	1	1	1	–	692045-8	Matta	Mat		8	CH–37099	1780
	1	1	1	–	693296-6	Matta	Mat		8	CH 37100–	1800

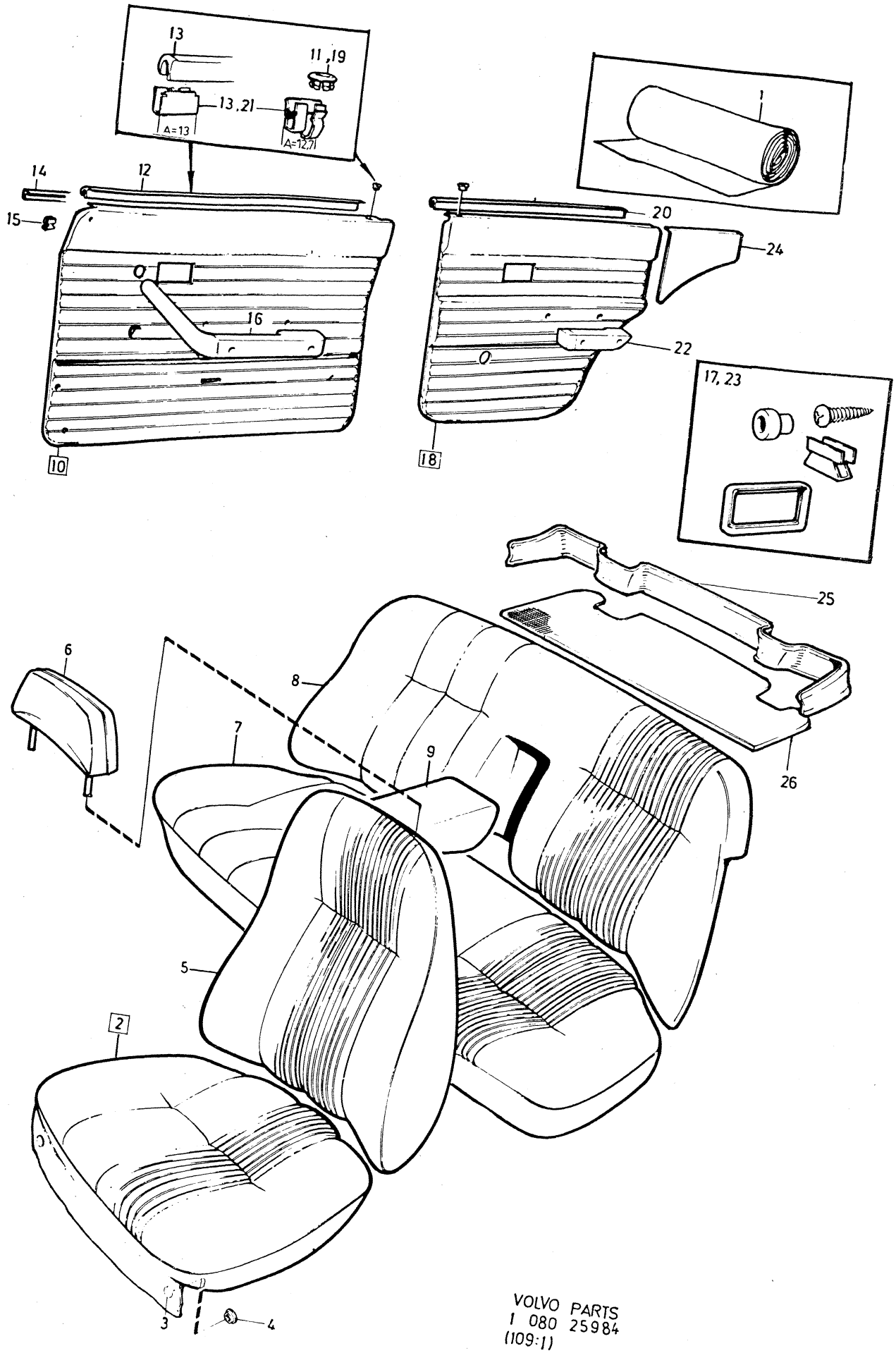

VOLVO PARTS
1 080 25984
(109:1)

Sida / Page	Grupp / Group	Innerklädsel 144, klädselkombination	Upholstery 144, upholstery combination	Illustration
220	8	702, 702 B, 708, 708 B	702, 702 B, 708, 708 B	25984 1979–11

	Pos. Fig.	Antal/Quantity 0702	702B	0708	708B	Artikel nr Part No	Benämning	Description	Sats Kit	B P S R	Anmärkning Notes	
	1	ERF	–	–	–	99730-4	Trikåplast, präglad, blå	Plastic-coated fabric, elastic, perforated, blue			77) METERVARA	0020 0040 0060
x		ERF	–	–	–	699224-2	Trikåplast, blå	Plastic-coated fabric, elastic, blue			76) METERVARA (99733)	0080 0100 0120
		ERF	–	–	–	99736-1	Vävplast, blå Produktskylten stämplad 702–565	Plastic-coated fabric, blue Designation plate stamped 702–565			METERVARA ERS AV 699224–2	0140 0160 0180 0200
		–	ERF	–	–		Trikåplast, präglad, blå	Plastic-coated fabric, elastic, perforated, blue		8	METERVARA (375068)	0240 0260 0280
		–	ERF	–	–	376058-4	Trikåplast, blå	Plastic-coated fabric, elastic, blue		8	METERVARA	0300 0320 0340
		–	ERF	–	–		Vävplast, blå Produktskylten stämplad 702 B	Plastic-coated fabric, blue Designation plate stamped 702 B		8	METERVARA	0360 0380 0400 0420 0440
x		–	–	ERF	–	99760-1	Trikåplast, präglad, beige	Plastic-coated fabric, elastic, perforated, beige			77) METERVARA	0460 0480 0500
		–	–	ERF	–	99764-3	Trikåplast, beige	Plastic-coated fabric, elastic, beige			77) METERVARA	0520 0540
		–	–	ERF	–	99766-8	Vävplast, beige Produktskylten stämplad 708–579	Plastic-coated fabric, beige Designation plate stamped 708–579			METERVARA ERS AV 99764–3	0560 0580 0600 0620 0640
		–	–	–	ERF	375066-8	Trikåplast, präglad, beige	Plastic-coated fabric, elastic, perforated, beige		8	METERVARA	0660 0680 0700
		–	–	–	ERF		Trikåplast, beige	Plastic-coated fabric, elastic, beige		8	METERVARA (376057)	0720 0740
		–	–	–	ERF		Vävplast, beige Produktskylten stämplad 708 B	Plastic-coated fabric, beige Designation plate stamped 708 B		8	METERVARA (376063)	0760 0780 0800 0820 0840
	2	2	–	–	–	691871-8	Klädsel	Cover		8	82) CH–20919	0860
		2	–	–	–	692437-7	Klädsel	Cover		8	82) CH 20920–	0880
		–	2	–	–	375910-7	Klädsel	Cover		8		0900
		–	–	2	–		Klädsel	Cover		8	82)	0920
		–	–	–	2	375917-2	Klädsel	Cover		8		0940
	3	12	12	12	12	94944-6	•Knapp	•Button				0960
	4	12	12	12	12	94945-3	•Hållare	•Retainer				0980
	5	2	–	–	–	691872-6	Klädsel	Cover		8	82) CH–20919	1000
		2	–	–	–	692438-5	Klädsel	Cover		8	82) CH 20920–	1020
		–	2	–	–	375909-9	Klädsel	Cover		8		1040

76. Enhet längdmeter. Metervarans bredd = 150 cm. Unit: Linear metre. Width of material = 150 cm. Unité, en mètres. Au mètre, de largeur 150 cm. Einheit, laufendes Meter. Breite der Meterware = 150 cm. Unidad, en metros. Por metro, ancho 150 cm.

77. Enhet kvadratmeter. Metervarans bredd = 130 cm. Unit: Square metres. Width of material = 130 cm. Unités, en mètres carrés. Au mètre de largeur 130 cm. Einheit, Quadratmeter. Breite der Meterware = 130 cm. Unidad, en metros cuadrados. Por metro, ancho 130 cm.

82. Ersättes av motsvarande klädselmaterial i metervara. Replaced by the corresponding material sold by length. Remplacement de garniture correspondante en mètre. Wird durch das jetzige Bezugsmaterial in Metervare ersetzt. Sustituye el tapizado correspondiente vendido por metro.

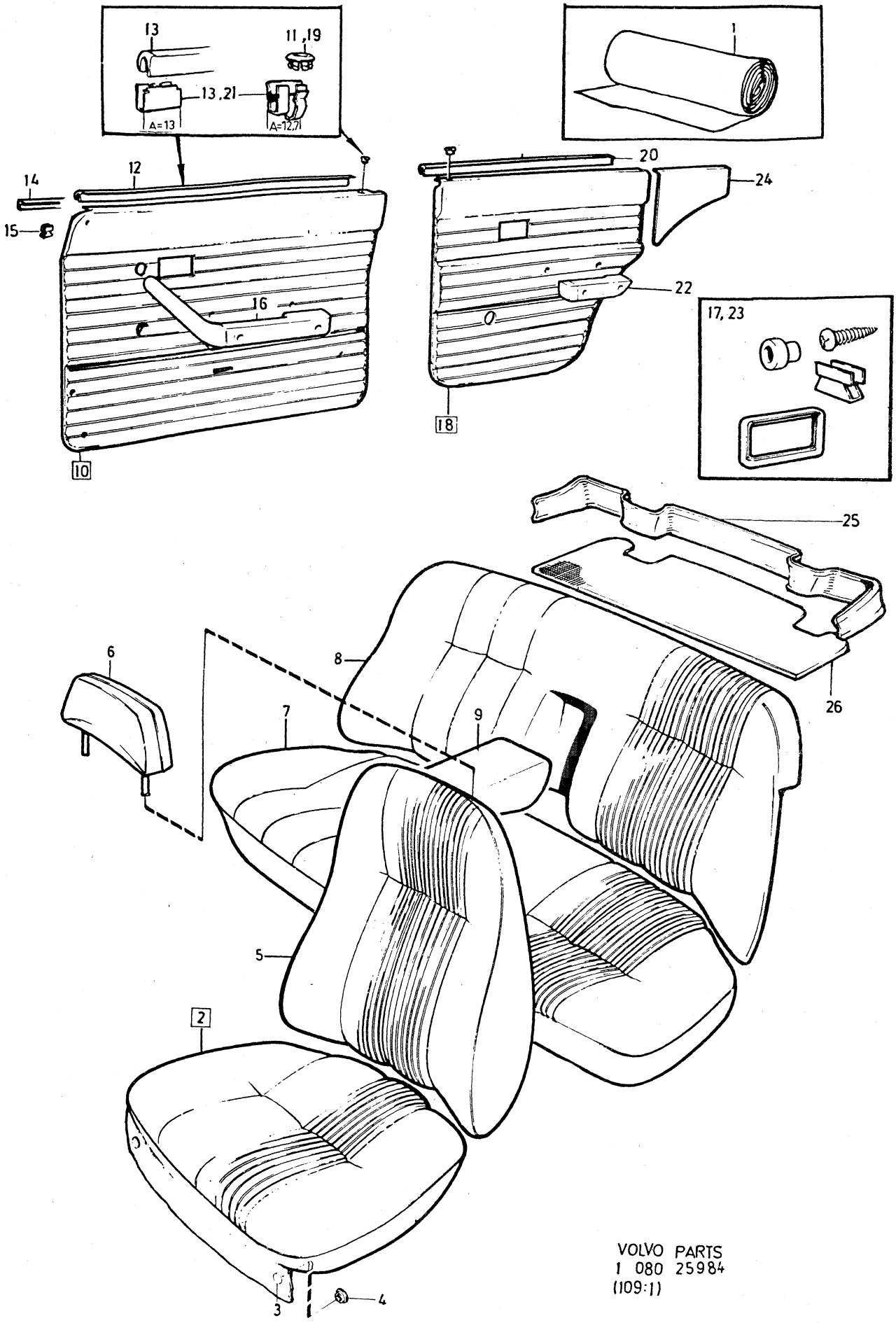

VOLVO PARTS
1 080 25984
(109:1)

Sida Page	Grupp Group	Innerklädsel 144, klädselkombination	Upholstery 144, upholstery combination	Illustration
222	8	702, 702 B, 708, 708 B	702, 702 B, 708, 708 B	25984 1979–11

	Pos. Fig.	Antal/Quantity 0702	702B	0708	708B	Artikel nr Part No	Benämning	Description	Sats Kit	B P S R	Anmärkning Notes	
		–	–	2	–		Klädsel	Cover		8	82)	1060
		–	–	–	2	375916-4	Klädsel	Cover		8		1080
x	6	1	1	–	–	692663-8	Klädsel	Cover		8	82) SPEC UTF 5374	1100
		–	–	1	1	692660-4	Klädsel	Cover		8	82) SPEC UTF 5373	1120
	7	1	–	–	–	691877-5	Klädsel	Cover		8	82) CH–37099	1140
x		1	–	–	–	692542-4	Klädsel	Cover		8	82) CH 37100–	1160
		–	1	–	–	375913-1	Klädsel	Cover		8		1180
		–	–	1	–	692593-7	Klädsel	Cover		8	82)	1200
		–	–	–	1		Klädsel	Cover		8		1220
	8	1	–	–	–	691881-7	Klädsel	Cover		8	82)	1240
		–	1	–	–	375912-3	Klädsel	Cover		8		1260
		–	–	1	–	692594-5	Klädsel	Cover		8	82)	1280
		–	–	–	1	375919-8	Klädsel	Cover		8		1300
	9	1	–	–	–	691893-2	Klädsel	Cover		8	82)	1320
		–	1	–	–		Klädsel	Cover		8	(376020)	1340
		–	–	1	–	692598-6	Klädsel	Cover		8	82)	1360
		–	–	–	1		Klädsel	Cover		8		1380
	10	1	–	–	–	691939-3	Dörrpanel, V	Door panel, L		8		1400
		–	1	–	–		Dörrpanel, V	Door panel, L		8	(376010)	1420
		–	–	1	–	692606-7	Dörrpanel, V	Door panel, L		8		1440
		–	–	–	1	375929-7	Dörrpanel, V	Door panel, L		8		1460
		1	–	–	–	691940-1	Dörrpanel, H	Door panel, R		8		1480
		–	1	–	–	376011-3	Dörrpanel, H	Door panel, R		8		1500
		–	–	1	–	692607-5	Dörrpanel, H	Door panel, R		8		1520
		–	–	–	1	375930-5	Dörrpanel, H	Door panel, R		8		1540
	11	2	2	2	2	677003-6	•Bussning	•Bushing				1560
	12	2	2	2	2	678198-3	•List	•Moulding				1580
	13	10	10	10	10	678201-5	•Clips	•Clip			A=12,7	1600
		14	14	14	14	942188-4	•Clips	•Clip			A=13	1620
	14	2	2	2	2	680652-5	•Prydnadslist	•Trim moulding				1640
	15	6	6	6	6	680730-9	•Clips	•Clip				1660
	16	–	–	–	–		Armstöd	Arm rest			SE SIDA 384, 4-I11	1680
	17	–	–	–	–		Monteringsdetaljer	Installation components			SE SIDA 376, 4-I03	1700 1720
	18	1	–	–	–	691947-6	Dörrpanel, V	Door panel, L		8		1740
		–	1	–	–	376012-1	Dörrpanel, V	Door panel, L		8		1760
		–	–	1	–	692608-3	Dörrpanel, V	Door panel, L		8		1780
		–	–	–	1		Dörrpanel, V	Door panel, L		8	(375931)	1800
		1	–	–	–	691948-4	Dörrpanel, H	Door panel, R		8		1820
		–	1	–	–	376013-9	Dörrpanel, H	Door panel, R		8		1840
		–	–	1	–	692609-1	Dörrpanel, H	Door panel, R		8		1860
		–	–	–	1		Dörrpanel, H	Door panel, R		8	(375932)	1880
	19	2	2	2	2	677003-6	•Bussning	•Bushing				1900
	20	2	2	2	2	678199-1	•List	•Moulding				1920
	21	12	12	12	12	678201-5	•Clips	•Clip			A=12,7	0
		10	10	10	10	942188-4	•Clips	•Clip			A=13	1960
	22	–	–	–	–		Armstöd	Arm rest			SE SIDA 384, 4-I11	1980
	23	–	–	–	–		Monteringsdetaljer	Installation components			SE SIDA 376, 4-I03	2000 2020
	24	1	–	–	–	691955-9	Panel, V	Panel, L		8		2040
		–	1	–	–	376014-7	Panel, V	Panel, L		8		2060
		–	–	1	–	692610-9	Panel, V	Panel, L		8		2080
		–	–	–	1	375933-9	Panel, V	Panel, L		8		2100
		1	–	–	–	691956-7	Panel, H	Panel, R		8		2120
		–	1	–	–	376015-4	Panel, H	Panel, R		8		2140
		–	–	1	–	692611-7	Panel, H	Panel, R		8		2160
		–	–	–	1	375934-7	Panel, H	Panel, R		8		2180
	25	1	1	–	–	677908-6	Panel	Panel		8	CH–37099	2200

82. Ersättes av motsvarande klädselmaterial i metervara. Replaced by the corresponding material sold by length. Remplacement de garniture correspondante en mètre. Wird durch das jetzige Bezugsmaterial in Metervare ersetzt. Sustituye el tapizado correspondiente vendido por metro.

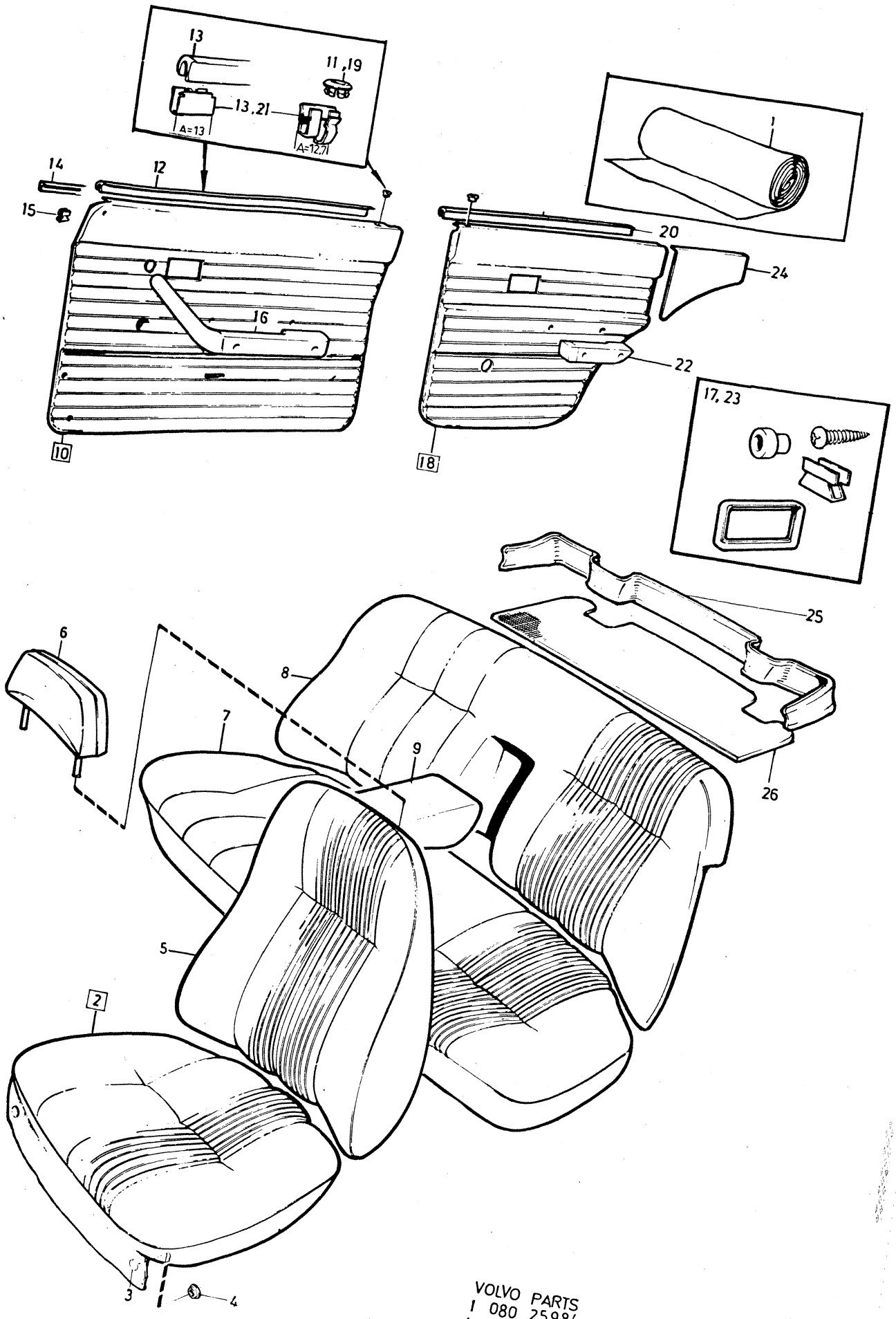

VOLVO PARTS
1 080 25984
(109:1)

Sida Page	Grupp Group	Innerklädsel 144, klädselkombination	Upholstery 144, upholstery combination	Illustration
224	8	702, 702 B, 708, 708 B	702, 702 B, 708, 708 B	25984 1979–11

Pos. Fig.	Antal/Quantity 0702	702B	0708	708B	Artikel nr Part No	Benämning	Description	Sats Kit	B P S R	Anmärkning Notes	
	1	1	1	1	680327-4	Panel	Panel		8	CH 37100–	2220
26	1	1	–	–	692045-8	Matta	Mat		8	CH–37099	2240
	1	1	1	1	693296-6	Matta	Mat		8	CH 37100–	2260

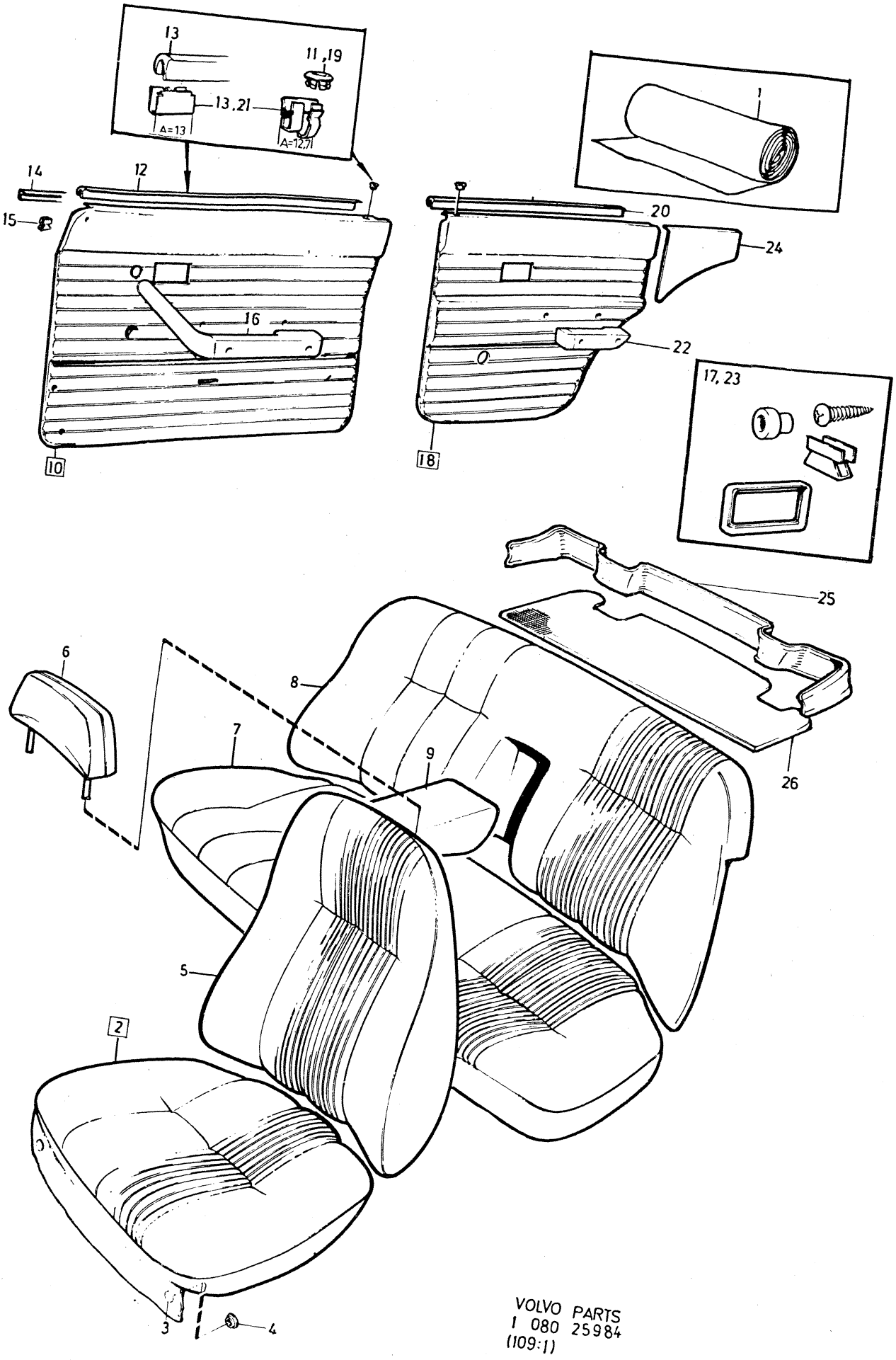

VOLVO PARTS
1 080 25984
(109:1)

Sida Page	Grupp Group	Innerklädsel 144, klädselkombination	Upholstery 144, upholstery combination	Illustration
226	8	709, 712, 713, 714	709, 712, 713, 714	25984 1979–11

Pos. Fig.	Antal/Quantity 0709	0712	0713	0714	Artikel nr Part No	Benämning	Description	Sats Kit	B P S R	Anmärkning Notes	
1	ERF	–	–	–	99791-6	Trikåplast, präglad, vit	Plastic–coated fabric, elastic perforated, white		8	METERVARA	0020 0040 0060
	ERF	–	–	–		Trikåplast, vit	Plastic–coated fabric, elastic, white		8	METERVARA	0080 0100
	ERF	–	–	–		Vävplast, vit	Plastic–coated fabric, white		8	METERVARA	0120 0140
						Produktskylten stämplad 709–580	Designation plate stamped 709–580				0160 0180 0200
	–	ERF	–	–	99844-3	Trikåplast, beige	Plastic–coated fabric, elastic, beige			77) METERVARA	0220 0240
	–	ERF	–	–	99847-6	Vävplast, beige	Plastic–coated fabric, beige			METERVARA ERS AV 99844–3	0260 0280
						Produktskylten stämplad 712–607	Designation plate stamped 712–607				0300 0320 0340
	–	–	ERF	–	99845-0	Trikåplast, blå	Plastic–coated fabric, elastic, blue			METERVARA ERS AV 99848–4	0360 0380
	–	–	ERF	–	99848-4	Vävplast, blå	Plastic–coated fabric, blue			77) METERVARA	0400 0420
						Produktskylten stämplad 713–608	Designation plate stamped 713–608				0440 0460 0480
	–	–	–	ERF	99846-8	Trikåplast, röd	Plastic–coated fabric, elastic, red			77) METERVARA	0500 0520
	–	–	–	ERF	99849-2	Vävplast, röd	Plastic–coated fabric, red			METERVARA ERS AV 99846–8	0540 0560
						Produktskylten stämplad 714–609	Designation plate stamped 714–609				0580 0600 0620
2	2	–	–	–	692616-6	Klädsel	Cover		8		0640
	–	2	–	–	692951-7	Klädsel	Cover		8	82)	0660
	–	–	2	–	692953-3	Klädsel	Cover		8	82)	0680
	–	–	–	2	692955-8	Klädsel	Cover		8	82)	0700
3	12	12	12	12	94944-6	•Knapp	•Button				0720
4	12	12	12	12	94945-3	•Hållare	•Retainer				0740
5	2	–	–	–	692617-4	Klädsel	Cover		8		0760
	–	2	–	–	692952-5	Klädsel	Cover		8	82)	0780
	–	–	2	–	692954-1	Klädsel	Cover		8	82)	0800
	–	–	–	2	692956-6	Klädsel	Cover		8	82)	0820
6	1	–	–	–	692665-3	Klädsel	Cover		8	SPEC UTF 5376	0840
	–	1	–	–	692948-3	Klädsel	Cover		8	82) SPEC UTF 5558	0860
x	–	–	1	–	692949-1	Klädsel	Cover		8	82) SPEC UTF 5559	0880
	–	–	–	1	692950-9	Klädsel	Cover		8	82) SPEC UTF 5560	0900
7	1	–	–	–	692619-0	Klädsel	Cover		8		0920
	–	1	–	–	692963-2	Klädsel	Cover		8	82)	0940
	–	–	1	–	692964-0	Klädsel	Cover		8	82)	0960
	–	–	–	1	692965-7	Klädsel	Cover		8	82)	0980
8	1	–	–	–	692622-4	Klädsel	Cover		8		1000
	–	1	–	–	692958-2	Klädsel	Cover		8	82)	1020
	–	–	1	–	692960-8	Klädsel	Cover		8	82)	1040
	–	–	–	1	692962-4	Klädsel	Cover		8	82)	1060
9	1	–	–	–	692624-0	Klädsel	Cover		8		1080
	–	1	–	–	692975-6	Klädsel	Cover		8	82)	1100

77. Enhet kvadratmeter. Metervarans bredd = 130 cm. Unit: Square metres. Width of material = 130 cm. Unités, en mètres carrés. Au mètre de largeur 130 cm. Einheit, Quadratmeter. Breite der Meterware = 130 cm. Unidad, en metros cuadrados. Por metro, ancho 130 cm.

82. Ersättes av motsvarande klädselmaterial i metervara. Replaced by the corresponding material sold by length. Remplacement de garniture correspondante en mètre. Wird durch das jetzige Bezugsmaterial in Metervare ersetzt. Sustituye el tapizado correspondiente vendido por metro.

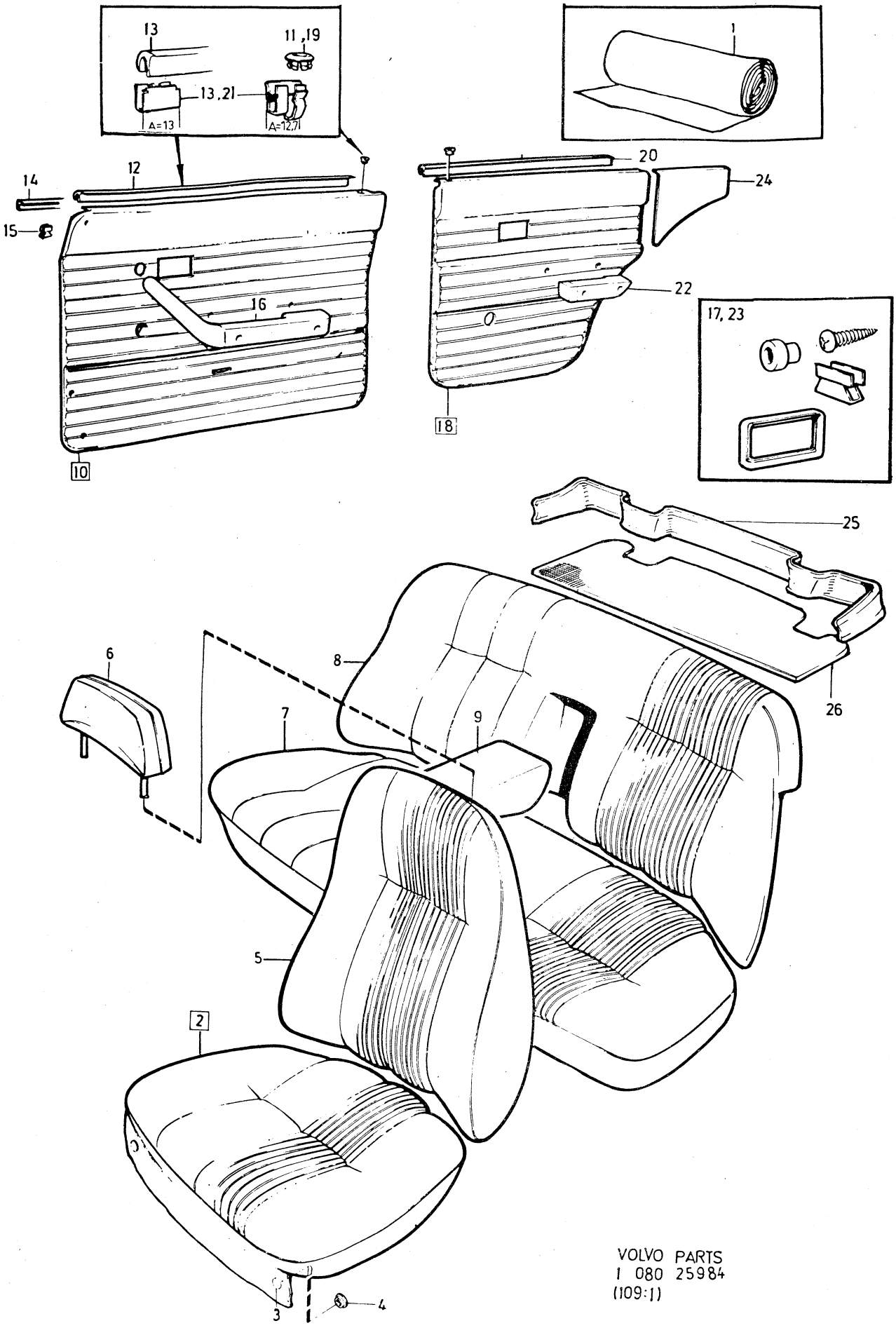

VOLVO PARTS
1 080 25984
(109:1)

Sida Page	Grupp Group	Innerklädsel 144, klädselkombination	Upholstery 144, upholstery combination	Illustration
228	8	709, 712, 713, 714	709, 712, 713, 714	25984 1979–11

Pos. Fig.	Antal/Quantity 0709	0712	0713	0714	Artikel nr Part No	Benämning	Description	Sats Kit	BPSR	Anmärkning Notes	
	–	–	1	–	692976-4	Klädsel	Cover		8	82)	1120
	–	–	–	1	692977-2	Klädsel	Cover		8	82)	1140
10	1	–	–	–	692632-3	Dörrpanel, V	Door panel, L		8		1160
	–	1	–	–	692999-6	Dörrpanel, V	Door panel, L		8		1180
	–	–	1	–	693001-0	Dörrpanel, V	Door panel, L		8		1200
	–	–	–	1	693003-6	Dörrpanel, V	Door panel, L		8		1220
	1	–	–	–	692633-1	Dörrpanel, H	Door panel, R		8		1240
	–	1	–	–	693000-2	Dörrpanel, H	Door panel, R		8		1260
	–	–	1	–	693002-8	Dörrpanel, H	Door panel, R		8		1280
	–	–	–	1	693004-4	Dörrpanel, H	Door panel, R		8		1300
11	2	2	2	2	677003-6	•Bussning	•Bushing				1
12	2	2	2	2	678198-3	•List	•Moulding				1
13	10	10	10	10	678201-5	•Clips	•Clips			A=12,7	1360
	14	14	14	14	942188-4	•Clips	•Clips			A=13	1380
14	2	2	2	2	680652-5	•Prydnadslist	•Trim moulding				1400
15	6	6	6	6	680730-9	•Clips	•Clip				1420
16	–	–	–	–		Armstöd	Arm rest			SE SIDA 384, 4-I11	1
17	–	–	–	–		Monteringsdetaljer	Installation components			SE SIDA 376, 4-I03	1 1480
18	1	–	–	–	692634-9	Dörrpanel, V	Door panel, L		8		1500
	–	1	–	–	693005-1	Dörrpanel, V	Door panel, L		8		1520
	–	–	1	–	693007-7	Dörrpanel, V	Door panel, L		8		1540
	–	–	–	1	693009-3	Dörrpanel, V	Door panel, L		8		1560
	1	–	–	–	692635-6	Dörrpanel, H	Door panel, R		8		1580
	–	1	–	–	693006-9	Dörrpanel, H	Door panel, R		8		1600
	–	–	1	–	693008-5	Dörrpanel, H	Door panel, R		8		1620
	–	–	–	1	693010-1	Dörrpanel, H	Door panel, R		8		1640
19	2	2	2	2	677003-6	•Bussning	•Bushing				1660
20	2	2	2	2	678199-1	•List	•Moulding				1680
21	12	12	12	12	678201-5	•Clips	•Clip			A=12,7	1700
	10	10	10	10	942188-4	•Clips	•Clip			A=13,0	1720
22	–	–	–	–		Armstöd	Arm rest			SE SIDA 384, 4-I11	1740
23	–	–	–	–		Monteringsdetaljer	Installation components			SE SIDA 376, 4-I03	1760 1780
24	1	–	–	–	692636-4	Panel, V	Panel, L		8		1800
	–	1	–	–	693011-9	Panel, V	Panel, L		8		1820
	–	–	1	–	693013-5	Panel, V	Panel, L		8		1840
	–	–	–	1	693015-0	Panel, V	Panel, L		8		1
	1	–	–	–	692637-2	Panel, H	Panel, R		8		1
	–	1	–	–	693012-7	Panel, H	Panel, R		8		1900
	–	–	1	–	693014-3	Panel, H	Panel, R		8		1920
	–	–	–	1	693016-8	Panel, H	Panel, R		8		1940
25	1	1	1	1	680327-4	Panel	Panel				1960
26	1	1	1	1	693296-6	Matta	Mat		8		1980

82. Ersättes av motsvarande klädselmaterial i metervara. Replaced by the corresponding material sold by length. Remplacement de garniture correspondante en mètre. Wird durch das jetzige Bezugsmaterial in Metervare ersetzt. Sustituye el tapizado correspondiente vendido por metro.

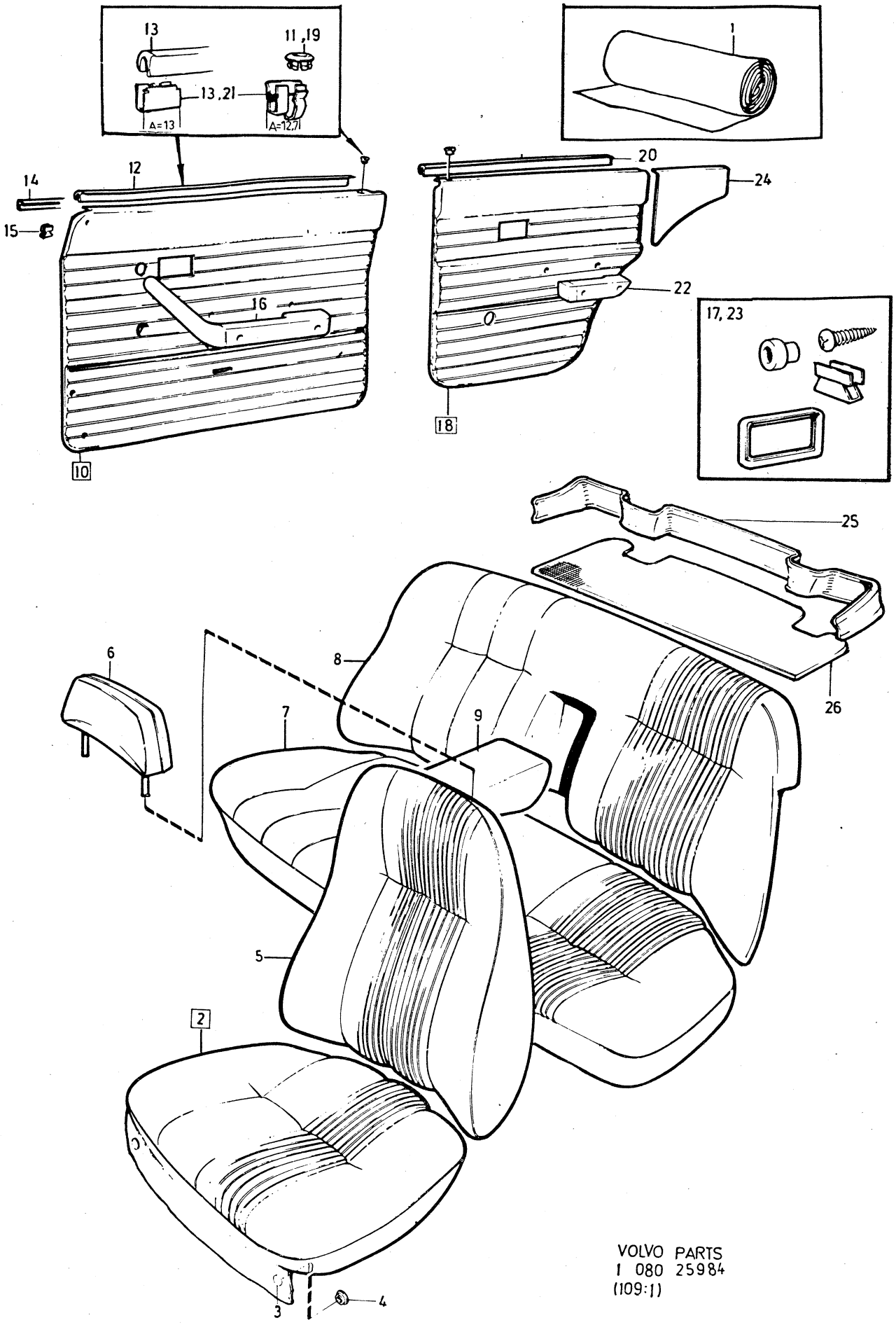

VOLVO PARTS
1 080 25984
(109:1)

Sida Page	Grupp Group	Innerklädsel 144, klädselkombination	Upholstery 144, upholstery combination	Illustration
230	8	718, 718 B, 719, 719 B	718, 718 B, 719, 719 B	25984 1979–11

2650

Pos. Fig.	Antal/Quantity 0718	718B	0719	719B	Artikel nr Part No	Benämning	Description	Sats Kit	B P S R	Anmärkning Notes	
1	ERF	–	–	–	99856-7	Tyg, beige	Material, beige			76) METERVARA	0020
	ERF	–	–	–	99844-3	Vävplast, beige	Plastic–coated fabric, elastic, beige			77) METERVARA (99847)	0040 0060
						Produktskylten stämplad 718–613	Designation plate stamped 718–613				0080 0100 0120
	–	ERF	–	–		Tyg, beige	Material, beige		8	METERVARA (376054)	0140 0160
	–	ERF	–	–	376080-8	Vävplast, beige	Plastic–coated fabric, beige		8	METERVARA	0180 0200
						Produktskylten stämplad 718 B	Designation plate stamped 718 B				0240 0260
	–	–	ERF	–	99857-5	Tyg, blått	Material, blue			76) METERVARA	0280
	–	–	ERF	–	99848-4	Vävplast, blå	Plastic–coated fabric, blue			77) METERVARA	0300 0320
						Produktskylten stämplad 719–614	Designation plate stamped 719–614				0360 0380
	–	–	–	ERF	376053-5	Tyg, blått	Material, blue		8	METERVARA	0400
	–	–	–	ERF		Vävplast, blå	Plastic–coated fabric, blue		8	METERVARA (376065)	0420 0440
						Produktskylten stämplad 719 B	Designation plate stamped 719 B				0460 0480 0500
2	2	–	–	–	693031-7	Klädsel	Cover				0520
	–	2	–	–	375898-4	Klädsel	Cover		8		0540
	–	–	2	–	693033-3	Klädsel	Cover		8	82)	0560
	–	–	–	2	375892-7	Klädsel	Cover		8		0580
3	12	12	12	12	94944-6	•Knapp	•Button				0600
4	12	12	12	12	94945-3	•Hållare	•Retainer				0620
5	2	–	–	–	693032-5	Klädsel	Cover		8	82)	0640
	–	2	–	–	375897-6	Klädsel	Cover		8		0660
	–	–	2	–	693034-1	Klädsel	Cover				0680
	–	–	–	2	375891-9	Klädsel	Cover		8		0700
6	2	2	–	–	692948-3	Klädsel	Cover		8	82) SPEC UTF 5558	0720
x	–	–	2	2	692949-1	Klädsel	Cover		8	82) SPEC UTF 5559	0740
7	1	–	–	–	693043-2	Klädsel	Cover		8	82)	0760
	–	1	–	–		Klädsel	Cover		8	(375902)	0780
	–	–	1	–	693044-0	Klädsel	Cover		8	82)	0800
	–	–	–	1		Klädsel	Cover		8	(375893)	0820
8	1	–	–	–	693038-2	Klädsel	Cover		8	82)	0840
	–	1	–	–		Klädsel	Cover		8	(375900)	0860
	–	–	1	–	693040-8	Klädsel	Cover		8	82)	0880
	–	–	–	1	375894-3	Klädsel	Cover		8		0900
9	1	–	–	–	693055-6	Klädsel	Cover		8	82)	0920
	–	1	–	–	375901-6	Klädsel	Cover		8		0940
	–	–	1	–		Klädsel	Cover		8	82) (693056)	0960
	–	–	–	1	375895-0	Klädsel	Cover		8		0980
10	1	1	–	–	692999-6	Dörrpanel, V	Door panel, L		8		1000
	–	–	1	–	693001-0	Dörrpanel, V	Door panel, L		8		1020
	–	–	–	1		Dörrpanel, V	Door panel, L		8	(376010)	1040

76. Enhet längdmeter. Metervarans bredd = 150 cm. Unit: Linear metre. Width of material = 150 cm. Unité, en mètres. Au mètre, de largeur 150 cm. Einheit, laufendes Meter. Breite der Meterware = 150 cm. Unidad, en metros. Por metro, ancho 150 cm.

77. Enhet kvadratmeter. Metervarans bredd = 130 cm. Unit: Square metres. Width of material = 130 cm. Unités, en mètres carrés. Au mètre de largeur 130 cm. Einheit, Quadratmeter. Breite der Meterware = 130 cm. Unidad, en metros cuadrados. Por metro, ancho 130 cm.

82. Ersättes av motsvarande klädselmaterial i metervara. Replaced by the corresponding material sold by length. Remplacement de garniture correspondante en mètre. Wird durch das jetzige Bezugsmaterial in Metervare ersetzt. Sustituye el tapizado correspondiente vendido por metro.

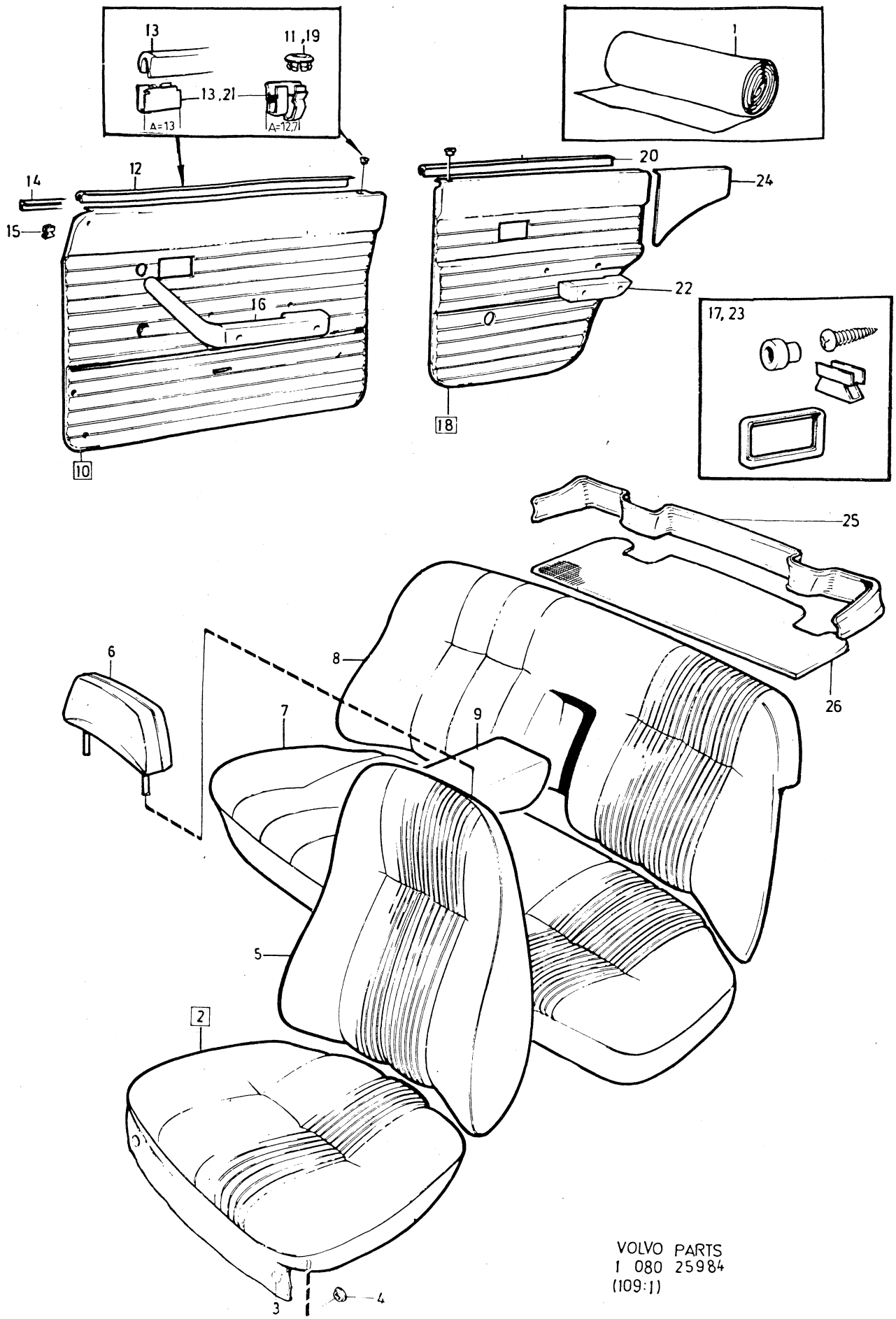

VOLVO PARTS
1 080 25984
(109:1)

Sida Page	Grupp Group	Innerklädsel 144, klädselkombination	Upholstery 144, upholstery combination	Illustration	2650
232	8	718, 718 B, 719, 719 B	718, 718 B, 719, 719 B	25984 1979–11	

Pos. Fig.	Antal/Quantity 0718	718B	0719	719B	Artikel nr Part No	Benämning	Description	Sats Kit	BPSR	Anmärkning Notes	
	1	1	–	–	693000-2	Dörrpanel, H	Door panel, R		8		1060
	–	–	1	–	693002-8	Dörrpanel, H	Door panel, R		8		1080
	–	–	–	1	376011-3	Dörrpanel, H	Door panel, R		8		1100
11	2	2	2	2	677003-6	•Bussning	•Bushing				1120
12	2	2	2	2	678198-3	•List	•Moulding				1140
13	10	10	10	10	678201-5	•Clips	•Clip			A=12,7	1160
	14	14	14	14	942188-4	•Clips	•Clip			A=13	1180
14	2	2	2	2	680652-5	•Prydnadslist	•Trim moulding				1200
15	6	6	6	6	680730-9	•Clips	•Clip				1220
16	–	–	–	–		Armstöd	Arm rest			SE SIDA 384, 4-I11	1240
17	–	–	–	–		Monteringsdetaljer	Installation components			SE SIDA 376, 4-I03	1260
18	1	1	–	–	693005-1	Dörrpanel, V	Door panel, L		8		1300
	–	–	1	–	693007-7	Dörrpanel, V	Door panel, L		8		1320
	–	–	–	1	376012-1	Dörrpanel, V	Door panel, L		8		1340
	1	1	–	–	693006-9	Dörrpanel, H	Door panel, R		8		1360
	–	–	1	–	693008-5	Dörrpanel, H	Door panel, R		8		1380
	–	–	–	1	376013-9	Dörrpanel, H	Door panel, R		8		1400
19	2	2	2	2	677003-6	•Bussning	•Bushing				1420
20	2	2	2	2	678199-1	•List	•Moulding				1440
21	12	12	12	12	678201-5	•Clips	•Clip			A=12,7	1460
	10	10	10	10	942188-4	•Clips	•Clip			A=13	1480
22	–	–	–	–		Armstöd	Arm rest			SE SIDA 384, 4-I11	1500
23	–	–	–	–		Monteringsdetaljer	Installation components			SE SIDA 376, 4-I03	1520 1540
24	1	1	–	–	693011-9	Panel, V	Panel, L		8		1560
	–	–	1	–	693013-5	Panel, V	Panel, L		8		1580
	–	–	–	1		Panel, V	Panel, L		8	(376014)	1600
	1	1	–	–	693012-7	Panel, H	Panel, R		8		1620
	–	–	1	–	693014-3	Panel, H	Panel, R		8		1640
	–	–	–	1	376015-4	Panel, H	Panel, R		8		1660
25	1	1	1	1	680327-4	Panel	Panel				1680
26	1	1	1	1	693296-6	Matta	Mat		8		1700

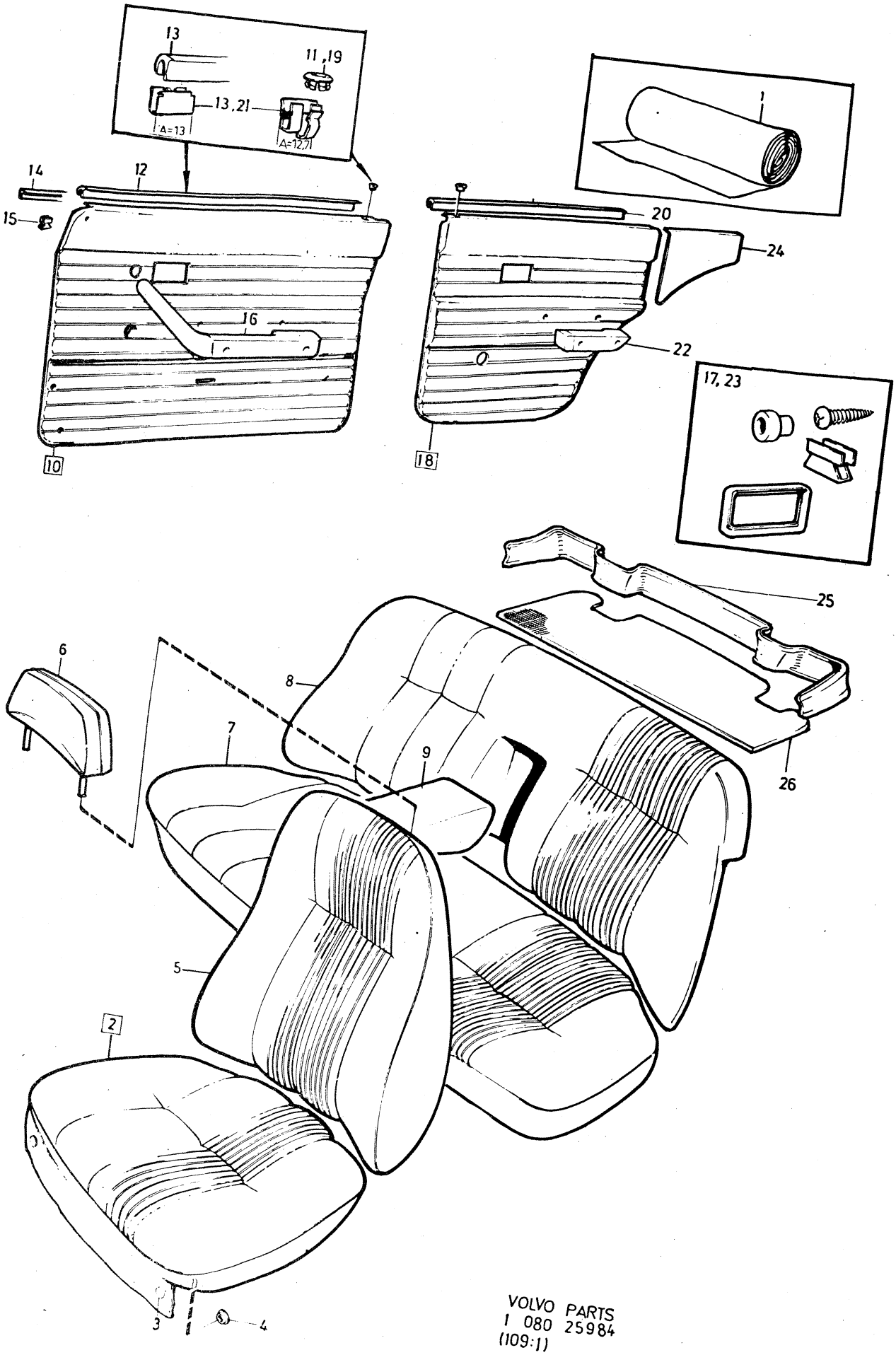

VOLVO PARTS
1 080 25984
(109:1)

Sida Page	Grupp Group	Innerklädsel 144, klädselkombination	Upholstery 144, upholstery combination	Illustration
234	8	720, 720 B	720, 720 B	25984 1979–11

Pos. Fig.	Antal/Quantity 0720	720B			Artikel nr Part No	Benämning	Description	Sats Kit	B P S R	Anmärkning Notes	
1	ERF	–	–	–	99858-3	Tyg, rött	Material, red			76) METERVARA	0020
	ERF	–	–	–	99846-8	Vävplast, röd	Plastic–coated fabric, elastic, red			77) METERVARA (99849)	0040 0060
						Produktskylten stämplad 720–615	Designation plate stamped 720–615				0080 0100 0120
	–	ERF	–	–		Tyg, rött	Material, red		8	METERVARA (376055)	0140
	–	ERF	–	–	376064-2	Vävplast, röd	Plastic–coated fabric, red		8	METERVARA	0160 0180
						Produktskylten stämplad 720 B	Designation plate stamped 720 B				0200 0[illegible]
2	2	–	–	–	693035-8	Klädsel	Cover		8	82)	0260
	1	–	–	–	674693-7	Klädsel, V	Cover, L		8	82) S–1510, S–1523	0280
	1	–	–	–	693035-8	Klädsel, H	Cover, R		8	82) S–1510, S–1523	0300
	–	2	–	–	375904-0	Klädsel	Cover		8		0320
3	12	12	–	–	94944-6	•Knapp	•Button				0340
4	12	12	–	–	94945-3	•Hållare	•Retainer				0[illegible]
5	2	–	–	–	693036-6	Klädsel	Cover		8	82)	0380
	1	–	–	–	674694-5	Klädsel, V	Cover, L		8	82) S–1510, S–1523	0400
	1	–	–	–	693036-6	Klädsel, H	Cover, R		8	82) S–1510, S–1523	0420
	–	2	–	–		Klädsel	Cover		8	(375903)	0440
6	2	2	–	–	692950-9	Klädsel	Cover		8	82) SPEC UTF 5560	0460
7	1	–	–	–	693045-7	Klädsel	Cover		8	82)	0480
	1	–	–	–	674695-2	Klädsel	Cover		8	82) S–1510, S–1523	0500
	–	1	–	–	375908-1	Klädsel	Cover		8		0520
8	1	–	–	–	693042-4	Klädsel	Cover		8	82)	0540
	1	–	–	–	674696-0	Klädsel	Cover		8	82) S–1510, S–1523	0560
	–	1	–	–	375906-5	Klädsel	Cover		8		0580
9	1	–	–	–	693057-2	Klädsel	Cover		8	82)	0600
	–	1	–	–	375907-3	Klädsel	Cover		8		0620
10	1	–	–	–	693003-6	Dörrpanel, V	Door panel, L		8		0640
	1	–	–	–	674697-8	Dörrpanel, V	Door panel, L		8	S–1510, S–1523	0660
	–	1	–	–		Dörrpanel, V	Door panel, L		8	(376047)	0680
	1	–	–	–	693004-4	Dörrpanel, H	Door panel, R		8		0700
	1	–	–	–	674698-6	Dörrpanel, H	Door panel, R		8	S–1510, S–1523	0720
	–	1	–	–		Dörrpanel, H	Door panel, R		8	(376048)	0740
11	2	2	–	–	677003-6	•Bussning	•Bushing				0760
12	2	2	–	–	678198-3	•List	•Moulding				0[illegible]
13	10	10	–	–	678201-5	•Clips	•Clip			A=12,7	0800
	14	14	–	–	942188-4	•Clips	•Clip			A=13	0820
14	2	2	–	–	680652-5	•Prydnadslist	•Trim moulding				0840
15	6	6	–	–	680730-9	•Clips	•Clip				0860
16	–	–	–	–		Armstöd	Arm rest			SE SIDA 384, 4-I11	0880
17	–	–	–	–		Monteringsdetaljer	Installation components			SE SIDA 376, 4-I03	0[illegible] 0920
18	1	–	–	–	693009-3	Dörrpanel, V	Door panel, L		8		0940
	1	–	–	–	674699-4	Dörrpanel, V	Door panel, L		8	S–1510, S–1523	0960
	–	1	–	–	376049-3	Dörrpanel, V	Door panel, L		8		0980
	1	–	–	–	693010-1	Dörrpanel, H	Door panel, R		8		1000
	1	–	–	–	674700-0	Dörrpanel, H	Door panel, R		8		1020

76. Enhet längdmeter. Metervarans bredd = 150 cm. Unit: Linear metre. Width of material = 150 cm. Unité, en mètres. Au mètre, de largeur 150 cm. Einheit, laufendes Meter. Breite der Meterware = 150 cm. Unidad, en metros. Por metro, ancho 150 cm.

77. Enhet kvadratmeter. Metervarans bredd = 130 cm. Unit: Square metres. Width of material = 130 cm. Unités, en mètres carrés. Au mètre de largeur 130 cm. Einheit, Quadratmeter. Breite der Meterware = 130 cm. Unidad, en metros cuadrados. Por metro, ancho 130 cm.

82. Ersättes av motsvarande klädselmaterial i metervara. Replaced by the corresponding material sold by length. Remplacement de garniture correspondante en mètre. Wird durch das jetzige Bezugsmaterial in Metervare ersetzt. Sustituye el tapizado correspondiente vendido por metro.

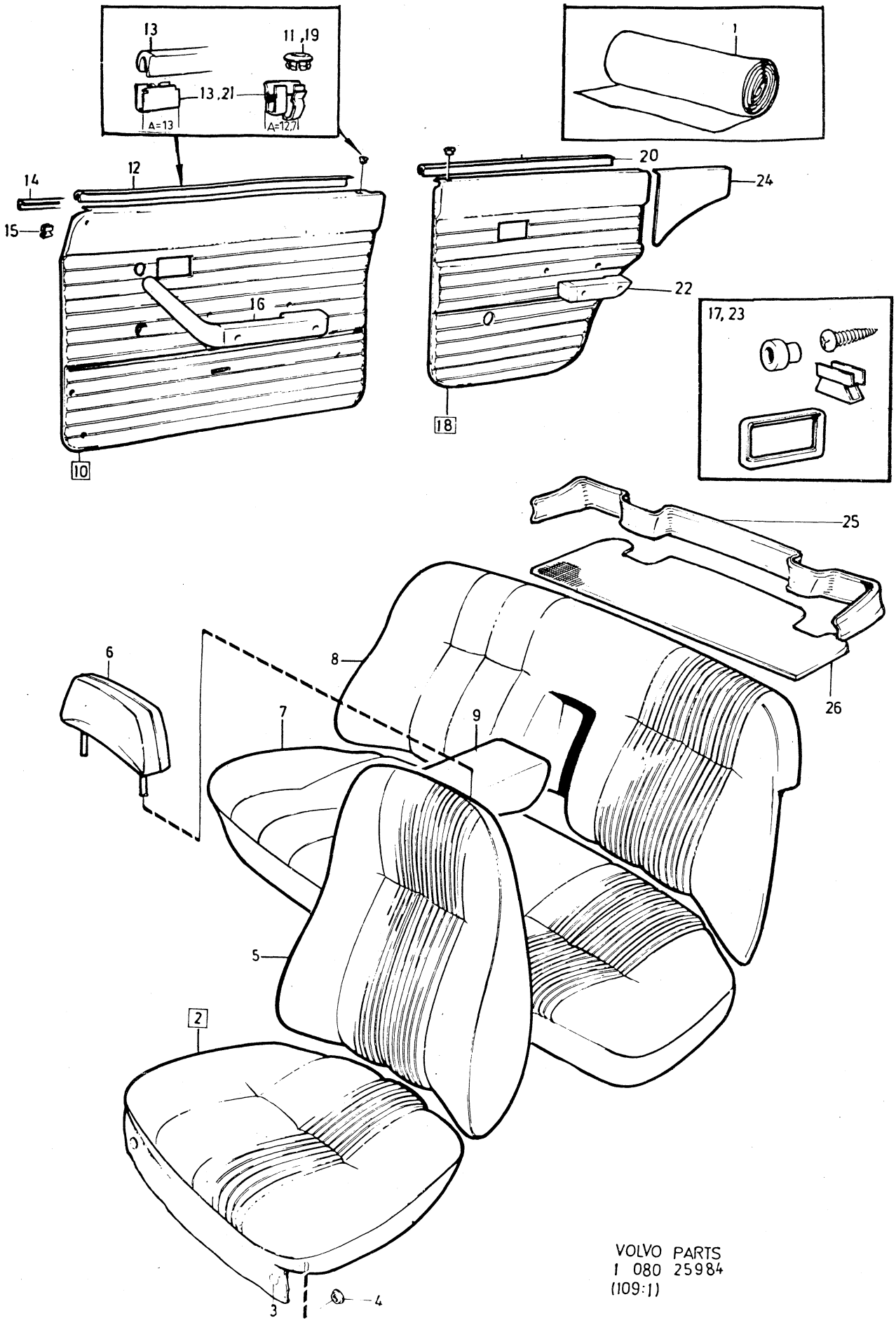

VOLVO PARTS
1 080 25984
(109:1)

Sida Page	Grupp Group	Innerklädsel 144, klädselkombination	Upholstery 144, upholstery combination	Illustration
236	8	720, 720 B	720, 720 B	25984 1979–11

Pos. Fig.	Antal/Quantity 0720	720B			Artikel nr Part No	Benämning	Description	Sats Kit	B P S R	Anmärkning Notes	
	–	1	–	–	376050-1	Dörrpanel, H	Door panel, R		8		1040
19	2	2	–	–	677003-6	•Bussning	•Bushing				1060
20	2	2	–	–	678199-1	•List	•Moulding				1080
21	12	12	–	–	678201-5	•Clips	•Clip			A=12,7	1100
	10	10	–	–	942188-4	•Clips	•Clip			A=13	1120
22	–	–	–	–		Armstöd	Arm rest			SE SIDA 384, 4-I11	1140
23	–	–	–	–		Monteringsdetaljer	Installation components			SE SIDA 376, 4-I03	1160 1180
24	1	–	–	–	693015-0	Panel, V	Panel, L		8		1200
	–	1	–	–	376051-9	Panel, V	Panel, L		8		1210
	1	–	–	–	693016-8	Panel, H	Panel, R		8		1220
	–	1	–	–	376052-7	Panel, H	Panel, R		8		1230
25	1	1	–	–	680327-4	Panel	Panel				1240
26	1	1	–	–	693296-6	Matta	Mat		8		1260

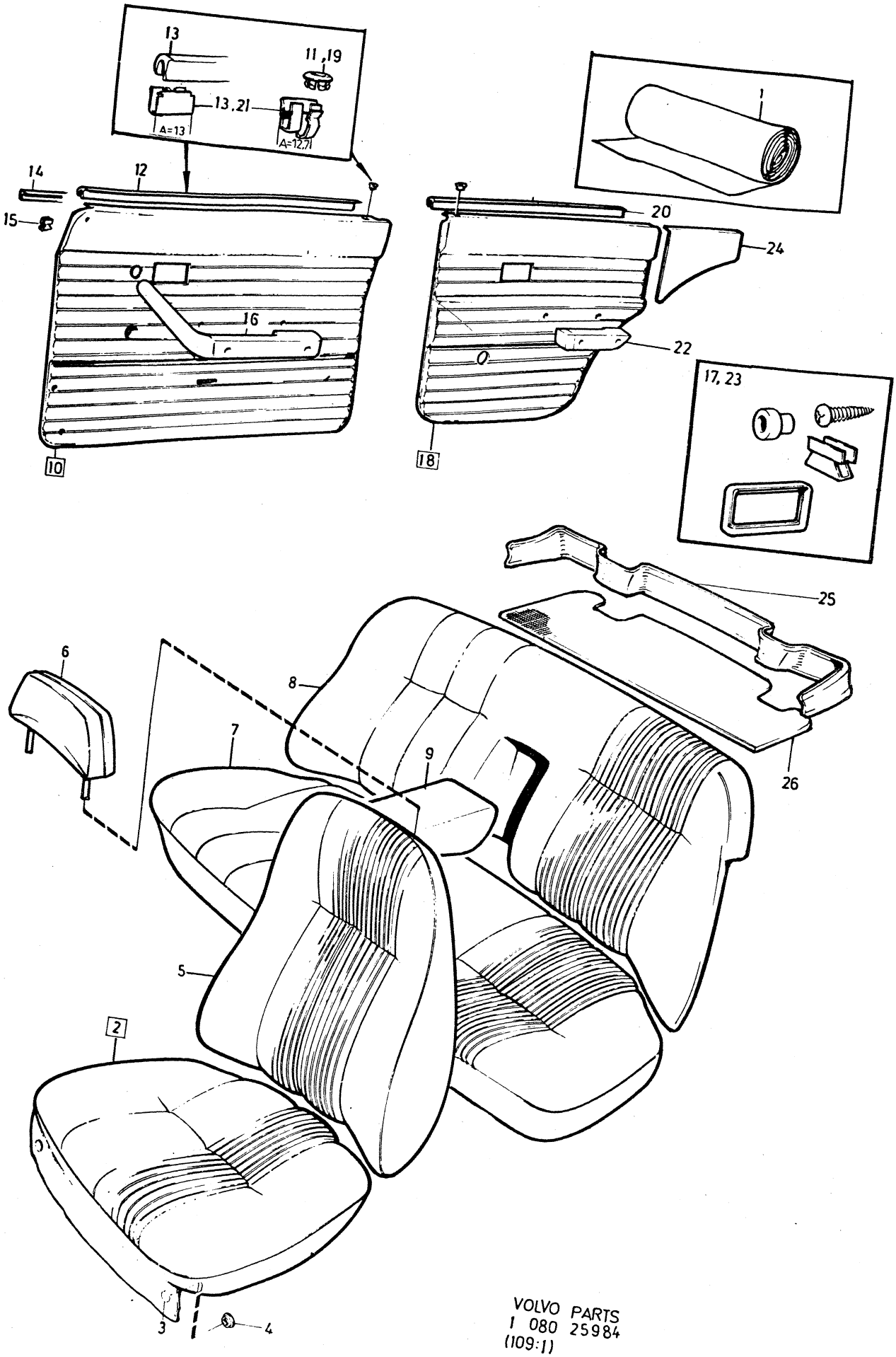

VOLVO PARTS
1 080 25984
(109:1)

Sida Page	Grupp Group	Innerklädsel 144, klädselkombination	Upholstery 144, upholstery combination	Illustration	2700
238	8	724, 725, 726, 727	724, 725, 726, 727	25985 1979–11	

Pos. Fig.	Antal/Quantity 724	725	726	727	Artikel nr Part No	Benämning	Description	Sats Kit	B P S R	Anmärkning Notes	
1	ERF	–	–	–	99904-5	Trikåplast, grå	Plastic–coated fabric, elastic, grey		8	METERVARA	0020 0040
	ERF	–	–	–	99907-8	Vävplast, grå	Plastic–coated fabric, grey		8	METERVARA	0060 0080
						Produktskylten stämplad 724–655	Designation plate stamped 724–655				0100 0120 0140
	–	ERF	–	–	99905-2	Trikåplast, grönblå	Plastic–coated fabric, elastic, blue–green		8	METERVARA	0160 0180 0200
	–	ERF	–	–	99908-6	Vävplast, grönblå	Plastic–coated fabric, blue–green		8	METERVARA	0220 0240
						Produktskylten stämplad 725–656	Designation plate stamped 725–656				0260 0280 0300
	–	–	ERF	–	99903-7	Trikåplast beige	Plastic–coated fabric, elastic, beige			81) METERVARA	0320 0340
	–	–	ERF	–	99764-3	Vävplast, beige	Plastic–coated fabric, beige			77) METERVARA (99960)	0360 0380
						Produktskylten stämplad 726–657	Designation plate stamped 726–657				0400 0420 0440
	–	–	–	ERF	99916-9	Tyg, grått	Material, grey			76) METERVARA	0460
	–	–	–	ERF	99907-8	Vävplast, grå	Plastic–coated fabric, grey		8	METERVARA	0480 0500
						Produktskylten stämplad 727–658	Designation plate stamped 727–658				0520 0540 0560
2	2	–	–	–	693313-9	Klädsel	Cover		8		0580
	–	2	–	–	693315-4	Klädsel	Cover		8		0600
	–	–	2	–	693317-0	Klädsel	Cover		8	82)	0620
	–	–	–	2	693319-6	Klädsel	Cover		8	82)	0640
3	12	12	12	12	94944-6	•Knapp	•Button				0660
4	12	12	12	12	94945-3	•Hållare	•Retainer				0680
5	2	–	–	–	693314-7	Klädsel	Cover		8		0700
	–	2	–	–	693316-2	Klädsel	Cover		8		0720
	–	–	2	–	693318-8	Klädsel	Cover		8	82)	0740
	–	–	–	2	693320-4	Klädsel	Cover		8	82)	0760
6	2	–	–	2	693358-4	Klädsel	Cover		8	82)	0780
	–	2	–	–	693359-2	Klädsel	Cover		8		0800
	–	–	2	–	693360-0	Klädsel	Cover		8	82)	0820
7	1	–	–	–	693331-1	Klädsel	Cover		8	TID UTF	0840
	1	–	–	–	695259-2	Klädsel	Cover		8	SEN UTF	0860
	–	1	–	–	693332-9	Klädsel	Cover		8	TID UTF	0880
	–	1	–	–	695260-0	Klädsel	Cover		8	SEN UTF	0900
	–	–	1	–	693333-7	Klädsel	Cover		8	82) TID UTF	0920
	–	–	1	–	695258-4	Klädsel	Cover		8	82) SEN UTF	0940
	–	–	–	1	693334-5	Klädsel	Cover		8	82) TID UTF	0960

76. Enhet längdmeter. Metervarans bredd = 150 cm. Unit: Linear metre. Width of material = 150 cm. Unité, en mètres. Au mètre, de largeur 150 cm. Einheit, laufendes Meter. Breite der Meterware = 150 cm. Unidad, en metros. Por metro, ancho 150 cm.

77. Enhet kvadratmeter. Metervarans bredd = 130 cm. Unit: Square metres. Width of material = 130 cm. Unités, en mètres carrés. Au mètre de largeur 130 cm. Einheit, Quadratmeter. Breite der Meterware = 130 cm. Unidad, en metros cuadrados. Por metro, ancho 130 cm.

81. Enhet kvadratmeter. Metervarans bredd = 140 cm. Unit: Square metres. Width of material = 140 cm. Unité, en mètres carrés. Au mètre, de largeur 140 cm. Einheit, Quadratmeter. Breite der Meterware = 140 cm. Unidad, en metros cuadrados. Por metro, ancho 140 cm.

82. Ersättes av motsvarande klädselmaterial i metervara. Replaced by the corresponding material sold by length. Remplacement de garniture correspondante en mètre. Wird durch das jetzige Bezugsmaterial in Metervare ersetzt. Sustituye el tapizado correspondiente vendido por metro.

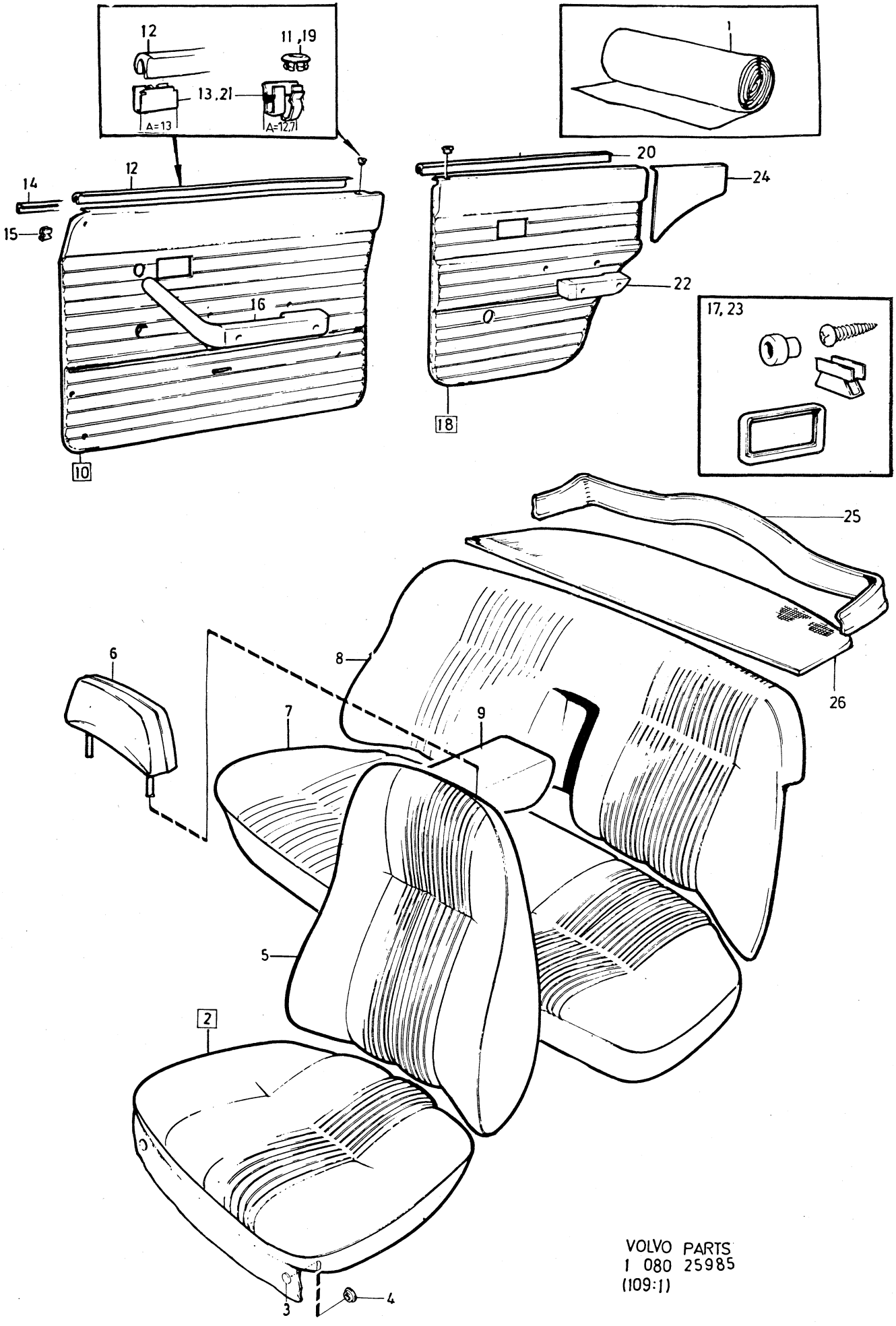

VOLVO PARTS
1 080 25985
(109:1)

Sida Page	Grupp Group	Innerklädsel 144, klädselkombination	Upholstery 144, upholstery combination	Illustration	2700
240	8	724, 725, 726, 727	724, 725, 726, 727	1979–11	

Pos. Fig.	Antal/Quantity 724	725	726	727	Artikel nr Part No	Benämning	Description	Sats Kit	BPSR	Anmärkning Notes	
	–	–	–	1	695249-3	Klädsel	Cover		8	82) SEN UTF	0980
8	1	–	–	–	693349-3	Klädsel	Cover		8	TID UTF	1000
	1	–	–	–	695269-1	Klädsel	Cover		8	SEN UTF	1020
	–	1	–	–	693350-1	Klädsel	Cover		8	TID UTF	1040
	–	1	–	–	695270-9	Klädsel	Cover		8	SEN UTF	1060
	–	–	1	–	693351-9	Klädsel	Cover		8	82) TID UTF	1080
	–	–	1	–	695268-3	Klädsel	Cover		8	82) SEN UTF	1100
	–	–	–	1	693352-7	Klädsel	Cover		8	82) TID UTF	1120
	–	–	–	1	695264-2	Klädsel	Cover		8	82) SEN UTF	1140
9	1	–	–	–	693361-8	Klädsel	Cover		8		1160
	–	1	–	–	693362-6	Klädsel	Cover		8		[illegible]
	–	–	1	–	693363-4	Klädsel	Cover		8	82)	[illegible]
	–	–	–	1	693364-2	Klädsel	Cover		8	82)	1220
10	1	–	–	1	693397-2	Dörrpanel, V	Door panel, L		8		1240
	–	1	–	–	693399-8	Dörrpanel, V	Door panel, L		8		1260
	–	–	1	–	693401-2	Dörrpanel, V	Door panel, L		8		1280
	1	–	–	1	693398-0	Dörrpanel, H	Door panel, R		8		[illegible]
	–	1	–	–	693400-4	Dörrpanel, H	Door panel, R		8		[illegible]
	–	–	1	–	693402-0	Dörrpanel, H	Door panel, R		8		1340
11	2	2	2	2	677003-6	•Bussning	•Bushing				1360
12	2	2	2	2	678198-3	•List	•Moulding				1380
13	10	10	10	10	678201-5	•Clips	•Clip			A=12,7	1400
	14	14	14	14	942188-4	•Clips	•Clip			A=13	1420
14	1	1	1	1	684004-5	•Prydnadslist, V	•Trim moulding, L			ERS AV 1 ST 686781–6	1440
										5 ST 678201–5	1460
	1	1	1	1	684005-2	•Prydnadslist, H	•Trim moulding, R			ERS AV 1 ST 686782–4	1480
										5 ST 678201–5	1500
15	6	6	6	6	680730-9	•Clips	•Clip				1520
16	–	–	–	–		Armstöd	Arm rest			SE SIDA 384, 4-I11	1540
17	–	–	–	–		Monteringsdetaljer	Installation components			SE SIDA 376, 4-I03	1560 1580
18	1	–	–	1	693403-8	Dörrpanel, V	Door panel, L		8		1600
	–	1	–	–	693405-3	Dörrpanel, V	Door panel, L		8		1620
	–	–	1	–	693407-9	Dörrpanel, V	Door panel, L		8		1640
	1	–	–	1	693404-6	Dörrpanel, H	Door panel, R		8		1660
	–	1	–	–	693406-1	Dörrpanel, H	Door panel, R		8		1680
	–	–	1	–	693408-7	Dörrpanel, H	Door panel, R		8		1700
19	2	2	2	2	677003-6	•Bussning	•Bushing				[illegible]
20	2	2	2	2	678199-1	•List	•Moulding				[illegible]
21	12	12	12	12	678201-5	•Clips	•Clip			A=12,7	1760
	10	10	10	10	942188-4	•Clips	•Clip			A=13	1780
22	–	–	–	–		Armstöd	Arm rest			SE SIDA 384, 4-I11	1800
23	–	–	–	–		Monteringsdetaljer	Installation components			SE SIDA 376, 4-I03	1820 1840
24	1	–	–	1	693409-5	Panel, V	Panel, L		8		[illegible]
	–	1	–	–	693411-1	Panel, V	Panel, L		8		[illegible]
	–	–	1	–	693413-7	Panel, V	Panel, L		8		1900
	1	–	–	1	693410-3	Panel, H	Panel, R		8		1920
	–	1	–	–	693412-9	Panel, H	Panel, R		8		1940
	–	–	1	–	693414-5	Panel, H	Panel, R		8		1960
25	1	1	1	1	682968-3	Panel	Panel				1980
26	1	–	–	1	694026-6	Matta	Mat			ERS AV 1264913–3	2000
	–	1	–	–	694027-4	Matta	Mat			ERS AV 1264913–3	2020
	–	–	1	–	694028-2	Matta	Mat			ERS AV 1264913–3	2040

82. Ersättes av motsvarande klädselmaterial i metervara. Replaced by the corresponding material sold by length. Remplacement de garniture correspondante en mètre. Wird durch das jetzige Bezugsmaterial in Metervare ersetzt. Sustituye el tapizado correspondiente vendido por metro.

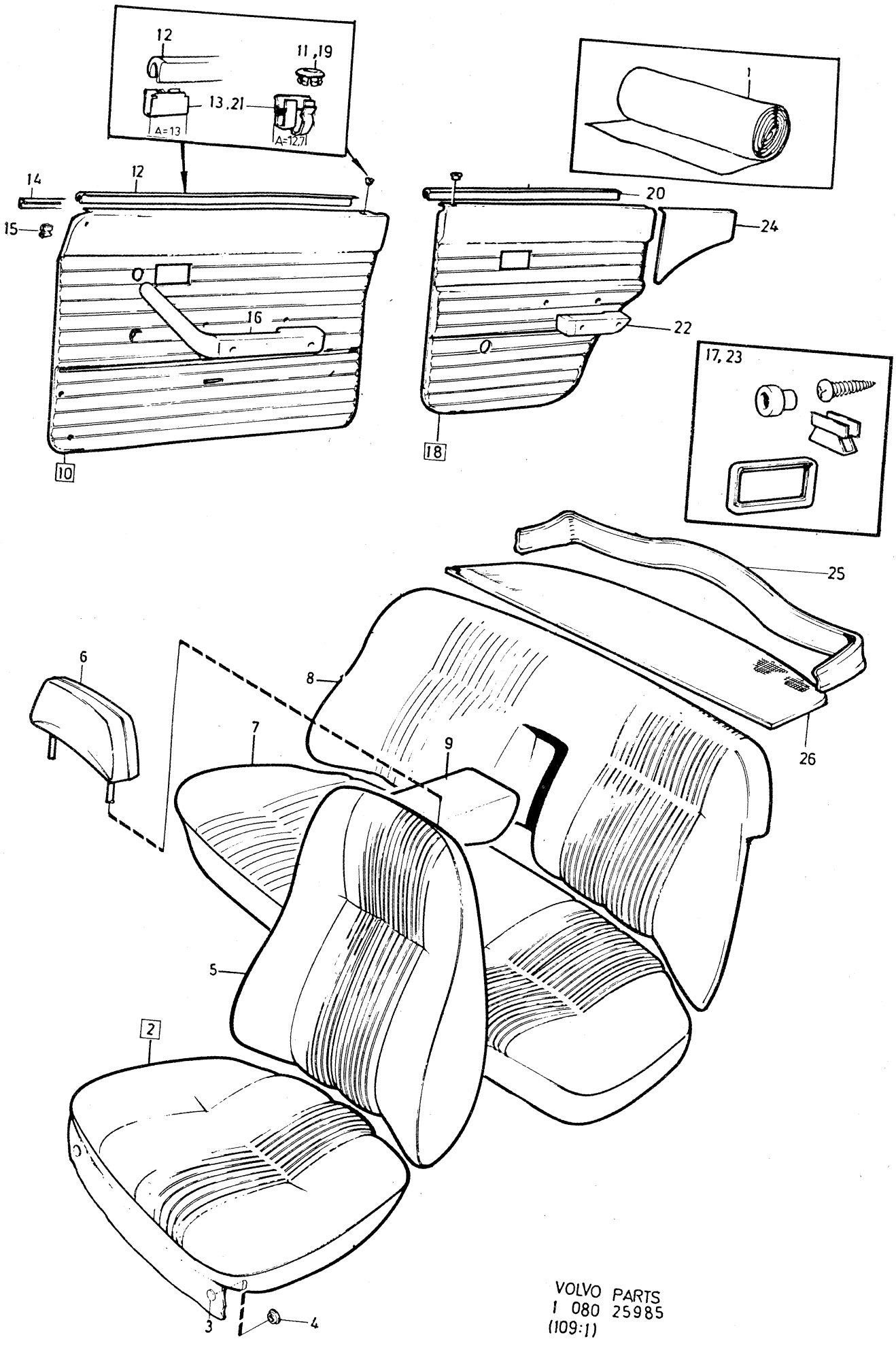

VOLVO PARTS
1 080 25985
(109:1)

Sida Page	Grupp Group	Innerklädsel 144, klädselkombination 728, 729, 736, 737	Upholstery 144, upholstery combination 728, 729, 736, 737	Illustration 25985 1979–11	2750
242	8				

Pos. Fig.	Antal/Quantity 0728	0729	0736	0737	Artikel nr Part No	Benämning	Description	Sats Kit	B P S R	Anmärkning Notes	
1	ERF	–	–	–	99917-7	Tyg, grönblått	Material, blue–green			76) METERVARA	0020
											0040
	ERF	–	–	–	99908-6	Vävplast, grönblå	Plastic–coated fabric, blue–green		8	METERVARA	0060
						Produktskylten stämplad 728–659	Designation plate stamped 728–659				0080
											0100
											0120
											0140
	–	ERF	–	–	99915-1	Tyg, gulbrunt	Material, fawn			76) METERVARA	0160
	–	ERF	–	–	99764-3	vävplast, gulbrunt	Plastic–coated fabric, fawn			77) METERVARA (99960)	0180
						Produktskylten stämplad 729–660	Designation plate stamped 729–660				0200
											0220
											0240
											0260
	–	–	ERF	–	99846-8	Trikåplast, röd	Plastic–coated			77) METERVARA	0280
	–	–	–	–			Fabric, elastic, red			(99952)	0300
	–	–	ERF	–	99954-0	Vävplast, röd	Plastic–coated fabric, red			METERVARA ERS AV 98846–8	0320
											0340
						Produktskylten stämplad 736–667	Designation plate stamped 736–667				0360
											0380
											0400
x	–	–	–	ERF	699224-2	Trikåplast, blå	Plastic–coated			76) METERVARA	0420
	–	–	–	–			Fabric, elastic, blue			(99953)	0440
	–	–	–	ERF	99955-7	Vävplast, blå	Plastic–coated fabric, blue			METERVARA ERS AV 699224–2	0460
						Produktskylten stämplad 737–668	Designation plate stamped 737–668				0480
											0500
											0520
											0540
2	2	–	–	–	693321-2	Klädsel	Cover		8	82)	0560
	–	2	–	–	693323-8	Klädsel	Cover		8	82)	0580
	–	–	2	–	695008-3	Klädsel	Cover		8	82)	0600
	–	–	–	2	695010-9	Klädsel	Cover		8	82)	0620
3	12	12	12	12	94944-6	•Knapp	•Button				0640
4	12	12	12	12	94945-3	•Hållare	•Retainer				0660
5	2	–	–	–	693322-0	Klädsel	Cover		8	82)	0680
	–	2	–	–	693324-6	Klädsel	Cover		8	82)	0700
	–	–	2	–	695009-1	Klädsel	Cover		8	82)	0720
	–	–	–	2	695011-7	Klädsel	Cover		8	82)	0740
6	1	–	–	–	693359-2	Klädsel	Cover		8	82)	0760
	–	1	–	–	693360-0	Klädsel	Cover		8	82)	0780
	–	–	1	–	695080-2	Klädsel	Cover		8	82)	0800
	–	–	–	1	695081-0	Klädsel	Cover		8	82)	0820
7	1	–	–	–	693335-2	Klädsel	Cover		8	82) TID UTF	0840
	1	–	–	–	695250-1	Klädsel	Cover		8	82) SEN UTF	0860
	–	1	–	–	693336-0	Klädsel	Cover		8	82) TID UTF	0880
	–	1	–	–	695248-5	Klädsel	Cover		8	82) SEN UTF	0900
	–	–	1	–	695020-8	Klädsel	Cover		8	82) TID UTF	0920
	–	–	1	–	695261-8	Klädsel	Cover		8	82) SEN UTF	0940
	–	–	–	1	695021-6	Klädsel	Cover		8	82) TID UTF	0960
	–	–	–	1	695262-6	Klädsel	Cover		8	82) SEN UTF	0980
8	1	–	–	–	693353-5	Klädsel	Cover		8	82) TID UTF	1000
	1	–	–	–	695265-9	Klädsel	Cover		8	82) SEN UTF	1020
	–	1	–	–	693354-3	Klädsel	Cover		8	82) TID UTF	1040

76. Enhet längdmeter. Metervarans bredd = 150 cm. Unit: Linear metre. Width of material = 150 cm. Unité, en mètres. Au mètre, de largeur 150 cm. Einheit, laufendes Meter. Breite der Meterware = 150 cm. Unidad, en metros. Por metro, ancho 150 cm.

77. Enhet kvadratmeter. Metervarans bredd = 130 cm. Unit: Square metres. Width of material = 130 cm. Unités, en mètres carrés. Au mètre de largeur 130 cm. Einheit, Quadratmeter. Breite der Meterware = 130 cm. Unidad, en metros cuadrados. Por metro, ancho 130 cm.

82. Ersättes av motsvarande klädselmaterial i metervara. Replaced by the corresponding material sold by length. Remplacement de garniture correspondante en mètre. Wird durch das jetzige Bezugsmaterial in Metervare ersetzt. Sustituye el tapizado correspondiente vendido por metro.

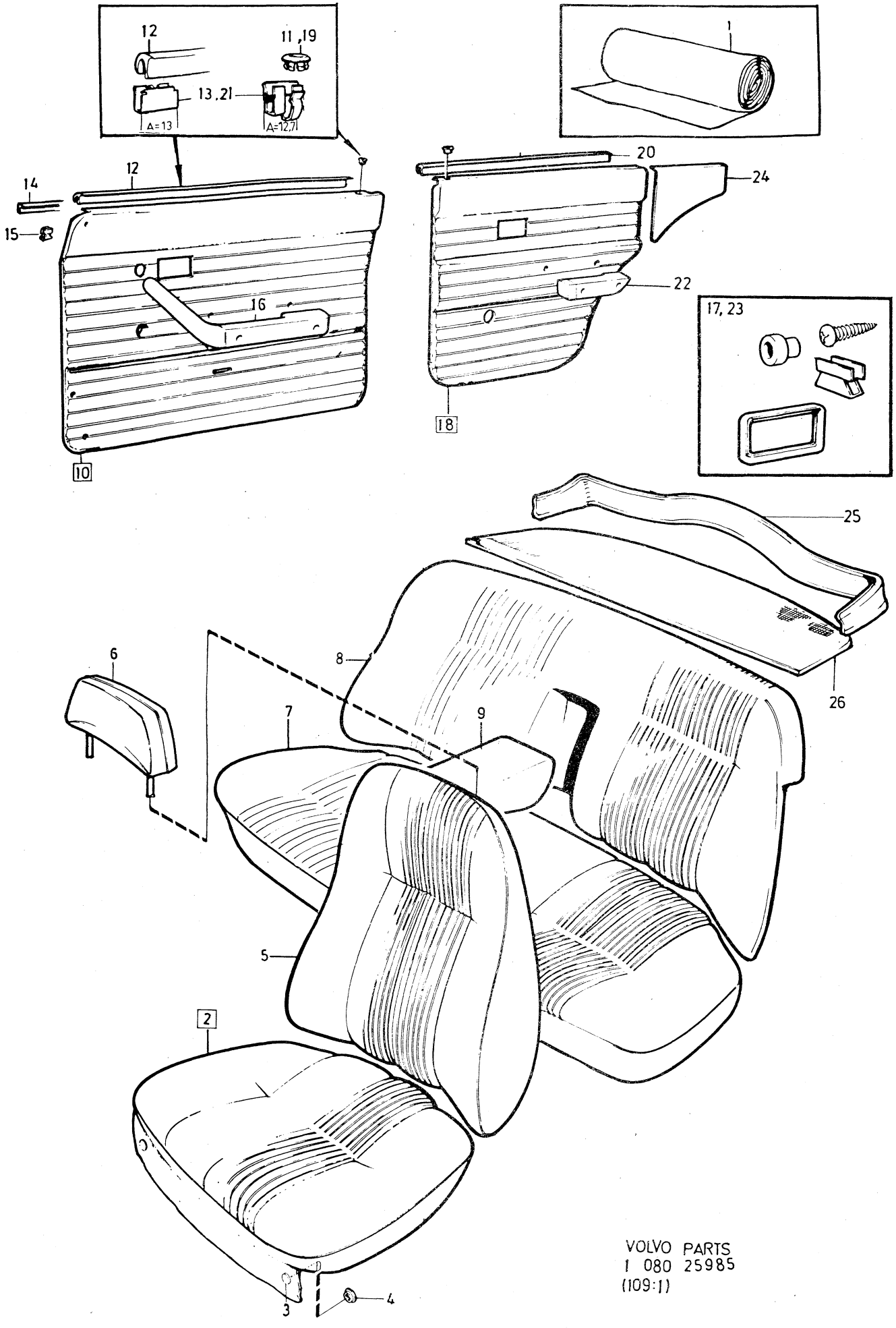

VOLVO PARTS
1 080 25985
(109:1)

Sida Page	Grupp Group	Innerklädsel 144, klädselkombination	Upholstery 144, upholstery combination	Illustration
244	8	728, 729, 736, 737	728, 729, 736, 737	25985 1979–11

	Pos. Fig.	Antal/Quantity 0728	0729	0736	0737	Artikel nr Part No	Benämning	Description	Sats Kit	B P S R	Anmärkning Notes	
		–	1	–	–	695263-4	Klädsel	Cover		8	82) SEN UTF	1060
		–	–	1	–	695028-1	Klädsel	Cover		8	82) TID UTF	1080
		–	–	1	–	695271-7	Klädsel	Cover		8	82) SEN UTF	1100
		–	–	–	1	695029-9	Klädsel	Cover		8	82) TID UTF	1120
		–	–	–	1	695272-5	Klädsel	Cover		8	82) SEN UTF	1140
	9	1	–	–	–	693365-9	Klädsel	Cover		8	82)	1160
		–	1	–	–	693366-7	Klädsel	Cover		8	82)	1180
		–	–	1	–	695038-0	Klädsel	Cover		8	82)	1200
		–	–	–	1	695039-8	Klädsel	Cover		8	82)	1220
	10	1	–	–	–	693399-8	Dörrpanel, V	Door panel, L		8		1240
		–	1	–	–	693401-2	Dörrpanel, V	Door panel, L		8		[illegible]
		–	–	1	–	695060-4	Dörrpanel, V	Door panel, L				[illegible]
x		–	–	–	1	696259-1	Dörrpanel, V	Door panel, L			(695619)	1300
		1	–	–	–	693400-4	Dörrpanel, H	Door panel, R		8		1320
		–	1	–	–	693402-0	Dörrpanel, H	Door panel, R		8		1340
		–	–	1	–	695061-2	Dörrpanel, H	Door panel, R				1360
x		–	–	–	1	696260-9	Dörrpanel, H	Door panel, R			(695620)	[illegible]
	11	2	2	2	2	677003-6	•Bussning	•Bushing				[illegible]
	12	2	2	2	2	678198-3	•List	•Moulding				1420
	13	10	10	10	10	678201-5	•Clips	•Clip			A=12,7	1440
		14	14	14	14	942188-4	•Clips	•Clip			A=13	1460
	14	1	1	1	1	684004-5	•Prydnadslist, V	•Trim moulding, L			ERS AV 1 ST 686781–6	1480
											5 ST 678201–5	1500
		1	1	1	1	684005-2	•Prydnadslist, H	•Trim moulding, R			ERS AV 1 ST 686782–4	1520
											5 ST 678201–5	1540
	15	6	6	6	6	680730-9	•Clips	•Clip				1560
	16	–	–	–	–		Armstöd	Arm rest			SE SIDA 384, 4-I11	1580
	17	–	–	–	–		Monteringsdetaljer	Installation components			SE SIDA 376, 4-I03	1600 1620
	18	1	–	–	–	693405-3	Dörrpanel, V	Door panel, L		8		1640
		–	1	–	–	693407-9	Dörrpanel, V	Door panel, L		8		1660
x		–	–	1	–	696367-2	Dörrpanel, V	Door panel, L			(695064)	1680
x		–	–	–	1	696261-7	Dörrpanel, V	Door panel, L			(695066)	1700
		1	–	–	–	693406-1	Dörrpanel, H	Door panel, R		8		1720
		–	1	–	–	693408-7	Dörrpanel, H	Door panel, R		8		1740
		–	–	1	–	695065-3	Dörrpanel, H	Door panel, R				1760
x		–	–	–	1	696262-5	Dörrpanel, H	Door panel, R			(695622)	1780
	19	2	2	2	2	677003-6	•Bussning	•Bushing				[illegible]
	20	2	2	2	2	678199-1	•List	•Moulding				[illegible]
	21	12	12	12	12	678201-5	•Clips	•Clip			A=12,7	1840
		10	10	10	10	942188-4	•Clips	•Clip			A=13	1860
	22	–	–	–	–		Armstöd	Arm rest			SE SIDA 384, 4-I11	1880
	23	–	–	–	–		Monteringsdetaljer	Installation components			SE SIDA 376, 4-I03	1900 1920
	24	1	–	–	–	693411-1	Panel, V	Panel, L		8		[illegible]
		–	1	–	–	693413-7	Panel, V	Panel, L		8		1960
x		–	–	1	–	696390-4	Panel, V	Panel, L		8	(695068)	1980
x		–	–	–	1	696263-3	Panel, V	Panel, L			(695070)	2000
		1	–	–	–	693412-9	Panel, H	Panel, R		8		2020
		–	1	–	–	693414-5	Panel, H	Panel, R		8		2040
x		–	–	1	–	696391-2	Panel, H	Panel, R			(695069)	2060
x		–	–	–	1	696264-1	Panel, H	Panel, R			(695071)	2080
	25	1	1	1	1	682968-3	Panel	Panel				2100
	26	1	–	–	–	694027-4	Matta	Mat			ERS AV 1264913–3	2120
		–	1	–	–	694028-2	Matta	Mat			ERS AV 1264913–3	2140
		–	–	1	–	694025-8	Matta	Mat			ERS AV 1264913–3	2160
		–	–	–	1	694024-1	Matta	Mat			ERS AV 1264913–3	2180

82. Ersättes av motsvarande klädselmaterial i metervara. Replaced by the corresponding material sold by length. Remplacement de garniture correspondante en mètre. Wird durch das jetzige Bezugsmaterial in Metervare ersetzt. Sustituye el tapizado correspondiente vendido por metro.

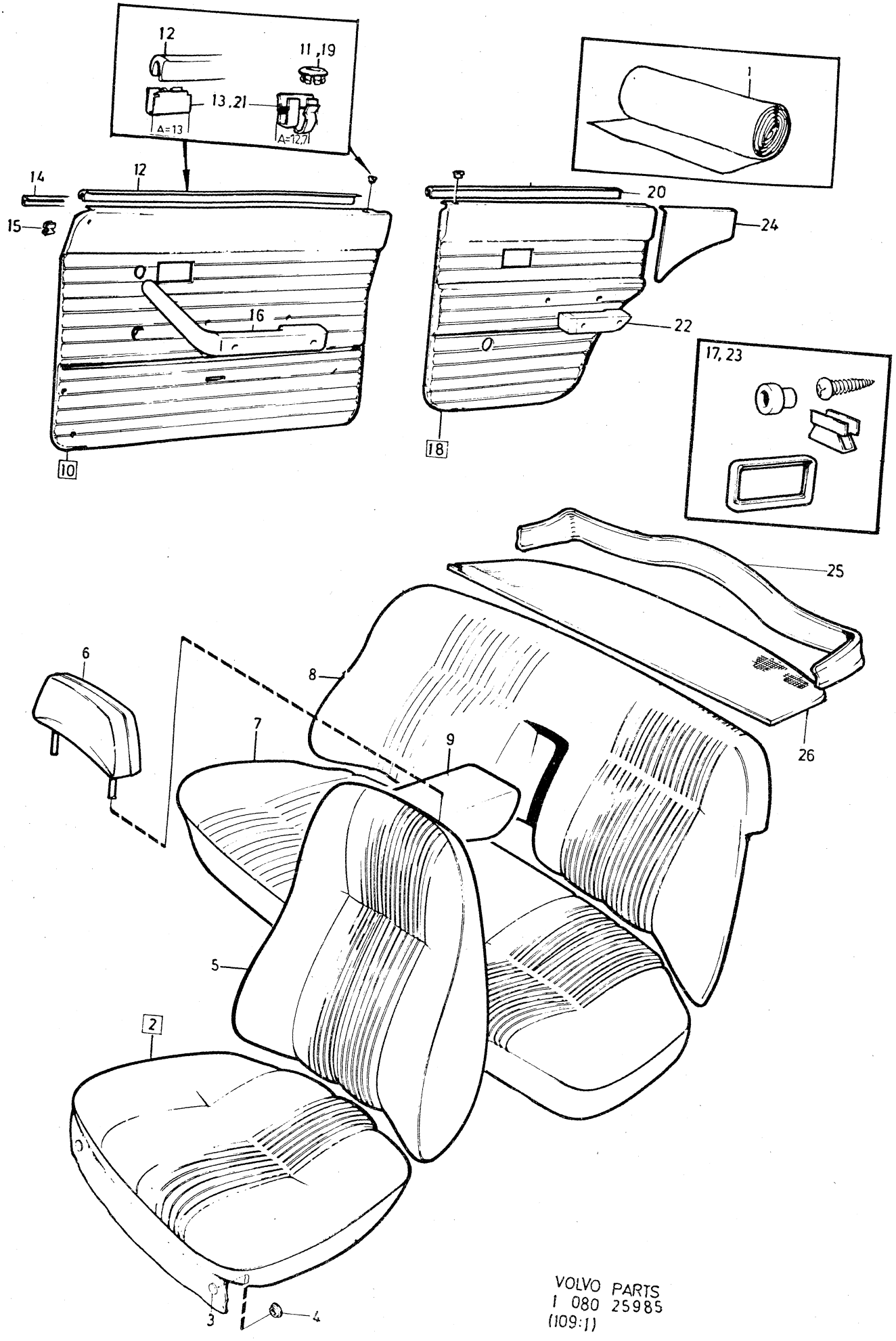

VOLVO PARTS
1 080 25985
(109:1)

Sida Page	Grupp Group	Innerklädsel 144, klädselkombination	Upholstery 144, upholstery combination	Illustration
246	8	738, 739	738, 739	1979–11

	Pos. Fig.	Antal/Quantity 738	739			Artikel nr Part No	Benämning	Description	Sats Kit	B P S R	Anmärkning Notes	
	1	ERF	–	–	–	99858-3	Tyg, rött	Material, red			76) METERVARA	0020
		ERF	–	–	–	99846-8	Trikåplast, röd	Plastic–coated fabric, elastic, red			77) METERVARA (99954)	0040 0060
							Produktskylten stämplad 738–669	Designation plate stamped 738–669				0080 0100 0120
		–	ERF	–	–	99857-5	Tyg, blått	Material, blue			76) METERVARA	0140
x		–	ERF	–	–	699224-2	Trikåplast, blå	Plastic–coated fabric, elastic, blue			76) METERVARA (99955)	0160 0180
							Produktskylten stämplad 739–670	Designation plate stamped 739–670				0200 [illegible] 0240
	2	2	–	–	–	695012-5	Klädsel	Cover			57)	0260
		1	–	–	–	674982-4	Klädsel, V	Cover, L			S–1510, S–1523	0280
		1	–	–	–	695012-5	Klädsel, H	Cover, R			S–1510, S–1523	0300
		2	–	–	–	674982-4	Klädsel	Cover			S–1550, S–1552	0320
		–	2	–	–	695014-1	Klädsel	Cover				[illegible]
		–	2	–	–	649092-4	Klädsel	Cover			S–1550, S–1552	[illegible]
	3	12	12	–	–	94944-6	•Knapp	•Button				0380
	4	12	12	–	–	94945-3	•Hållare	•Retainer				0400
	5	2	–	–	–	695013-3	Klädsel	Cover			57)	0420
		1	–	–	–	674983-2	Klädsel, V	Cover, L		8	82) S–1510, S–1523	0440
		1	–	–	–	695013-3	Klädsel, H	Cover, R			S–1510, S–1523	0460
		2	–	–	–	674983-2	Klädsel	Cover		8	82) S–1550, S–1552	0480
		–	2	–	–	695015-8	Klädsel	Cover				0500
		–	2	–	–	649093-2	Klädsel	Cover		8	82) S–1550, S–1552	0520
	6	2	–	–	–	695080-2	Klädsel	Cover				0540
		2	–	–	–	649403-3	Nackskydd med klädsel	Head rest with cover			S–1550 (649156)	0560
		–	2	–	–	695081-0	Klädsel	Cover		8	82)	0580
		–	2	–	–	649404-1	Nackstöd med klädsel	Head rest with cover		8	82) S–1550 (649157)	0600
	7	1	–	–	–	695022-4	Klädsel	Cover		8	82) TID UTF	0620
		1	–	–	–	674984-0	Klädsel	Cover		8	82) TID UTF S–1510, S–1523, S–1550, S–1552	0640 0660
		1	–	–	–	695251-9	Klädsel	Cover		8	82) SEN UTF	0680
		1	–	–	–	694677-6	Klädsel	Cover		8	82) SEN UTF S–1550, S–1552	0700 0720
		–	1	–	–	695023-2	Klädsel	Cover		8	82) TID UTF	0740
		–	1	–	–	649094-0	Klädsel	Cover		8	82) TID UTF S–1550, S–1552	[illegible]
		–	1	–	–	695252-7	Klädsel	Cover		8	82) SEN UTF	0800
		–	1	–	–	694678-4	Klädsel	Cover		8	82) SEN UTF S–1550, S–1552	0820 0840
	8	1	–	–	–	695030-7	Klädsel	Cover		8	82) TID UTF	0860
		1	–	–	–	674985-7	Klädsel	Cover		8	82) TID UTF S–1510, S–1523, S–1550, S–1552	0880 [illegible]
		1	–	–	–	695266-7	Klädsel	Cover		8	82) SEN UTF	0920
		–	1	–	–	695031-5	Klädsel	Cover		8	82) TID UTF	0940
		–	1	–	–	649095-7	Klädsel	Cover		8	82) S–1550, S–1552	0960
		–	1	–	–	695267-5	Klädsel	Cover		8	82) SEN UTF	0980
	9	1	–	–	–	695040-6	Klädsel	Cover		8	82)	1000
		–	1	–	–	695041-4	Klädsel	Cover		8	82)	1020

57. Excl S–1510, S–1523, S–1550, S–1552.

76. Enhet längdmeter. Metervarans bredd = 150 cm. Unit: Linear metre. Width of material = 150 cm. Unité, en mètres. Au mètre, de largeur 150 cm. Einheit, laufendes Meter. Breite der Meterware = 150 cm. Unidad, en metros. Por metro, ancho 150 cm.

77. Enhet kvadratmeter. Metervarans bredd = 130 cm. Unit: Square metres. Width of material = 130 cm. Unités, en mètres carrés. Au mètre de largeur 130 cm. Einheit, Quadratmeter. Breite der Meterware = 130 cm. Unidad, en metros cuadrados. Por metro, ancho 130 cm.

82. Ersättes av motsvarande klädselmaterial i metervara. Replaced by the corresponding material sold by length. Remplacement de garniture correspondante en mètre. Wird durch das jetzige Bezugsmaterial in Metervare ersetzt. Sustituye el tapizado correspondiente vendido por metro.

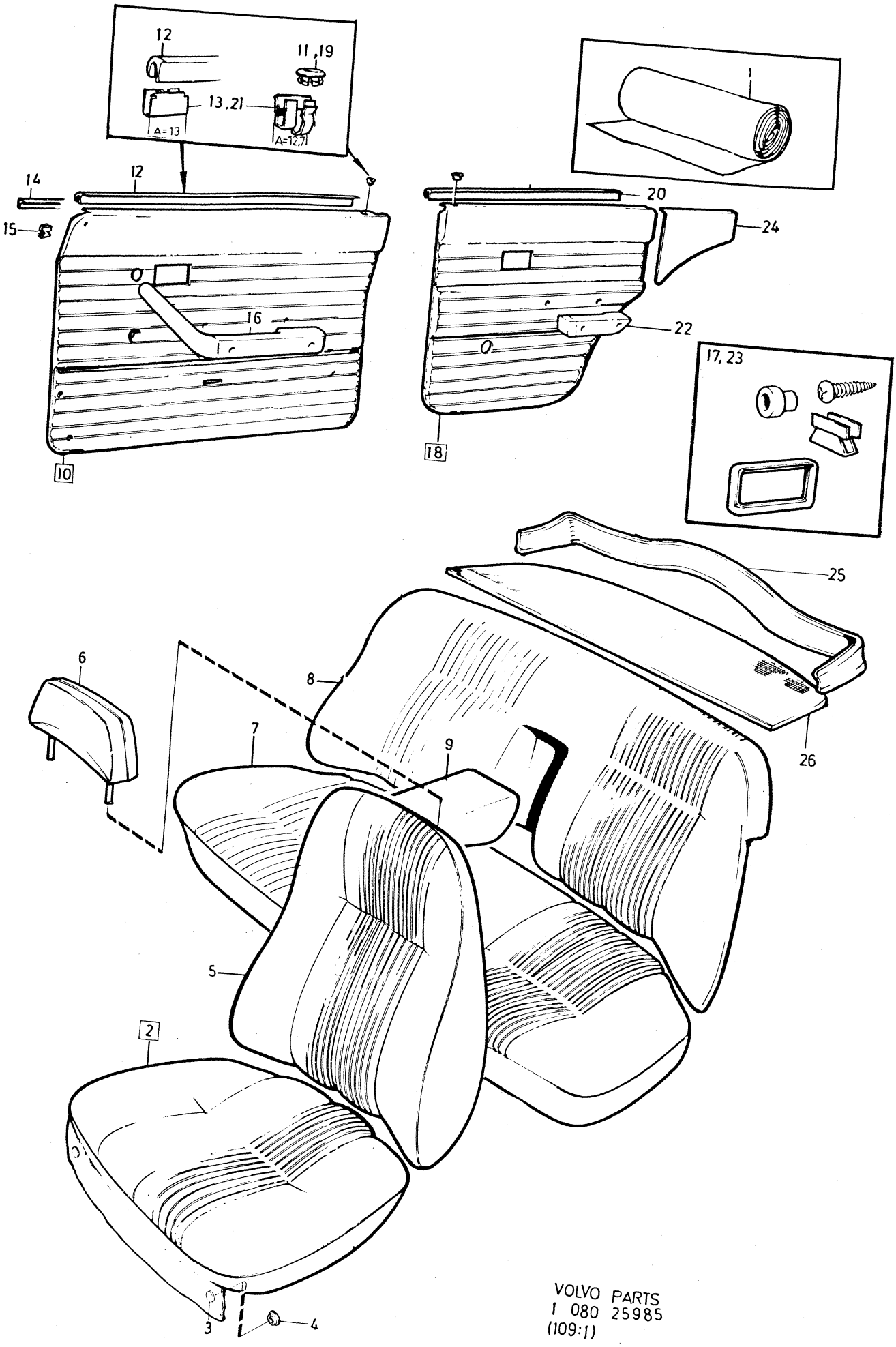

VOLVO PARTS
1 080 25985
(109:1)

Sida Page	Grupp Group	Innerklädsel 144, klädselkombination	Upholstery 144, upholstery combination	Illustration
248	8	738, 739	738, 739	25985 1979–11

	Pos. Fig.	Antal/Quantity 738	739			Artikel nr Part No	Benämning	Description	Sats Kit	B P S R	Anmärkning Notes	
	10	1	–	–	–	695060-4	Dörrpanel, V	Door panel, L				1040
		1	–	–	–	674986-5	Dörrpanel, V	Door panel, L		8	S–1510, S–1523, S–1550	1060
		–	–	–	–						S–1552	1080
x		–	1	–	–	696259-1	Dörrpanel, V	Door panel, L			(695619)	1100
		–	1	–	–	649413-2	Dörrpanel, V	Door panel, L			S–1550, S–1552	1120
											(649096)	1140
		1	–	–	–	695061-2	Dörrpanel, H	Door panel, R				1160
		1	–	–	–	674987-3	Dörrpanel, H	Door panel, R		8	S–1510, S–1523, S–1550	1180
		–	–	–	–						S–1552	1200
x		–	1	–	–	696260-9	Dörrpanel, H	Door panel, R			(695620)	1220
		–	1	–	–	649097-3	Dörrpanel, H	Door panel, R		8	S–1550, S–1552	[illegible]
	11	2	2	–	–	677003-6	•Bussning	•Bushing				1260
	12	2	2	–	–	678198-3	•List	•Moulding				1280
	13	10	10	–	–	678201-5	•Clips	•Clip			A=12,7	1300
		14	14	–	–	942188-4	•Clips	•Clip			A=13	1320
	14	1	1	–	–	684004-5	•Prydnadslist, V	•Trim moulding, L			ERS AV 1 ST 686781–6,	1340
		–	–	–	–						5 ST 678201–5	[illegible]
		1	1	–	–	684005-2	•Prydnadslist, H	•Trim moulding, R			ERS AV 1 ST 686782–4,	[illegible]
											5 ST 678201–5	1400
	15	6	6	–	–	680730-9	•Clips	•Clip				1420
	16	–	–	–	–		Armstöd	Arm rest			SE SIDA 384, 4-I11	1440
	17	–	–	–	–		Monteringsdetaljer	Installation components				1460 1480
x	18	1	–	–	–	696367-2	Dörrpanel, V	Door panel, L			(695064)	1500
		1	–	–	–	674988-1	Dörrpanel, V	Door panel, L		8	S–1510, S–1523,	1520
											S–1550, S–1552	1540
x		–	1	–	–	696261-7	Dörrpanel, V	Door panel, L			(695066)	1560
		–	1	–	–	649098-1	Dörrpanel, V	Door panel, L			S–1550, S–1552	1580
		1	–	–	–	695065-3	Dörrpanel, H	Door panel, R				1600
		1	–	–	–	674989-9	Dörrpanel, H	Door panel, R		8	S–1510, S–1523,	1620
											S–1550, S–1552	1640
x		–	1	–	–	696262-5	Dörrpanel, H	Door panel, R			(695622)	1660
		–	1	–	–	649099-9	Dörrpanel, H	Door panel, R		8	S–1550, S–1552	1680
	19	2	2	–	–	677003-6	•Bussning	•Bushing				1700
	20	2	2	–	–	678199-1	•List	•Moulding				1720
	21	12	12	–	–	678201-5	•Clips	•Clip			A=12,7	1740
		10	10	–	–	942188-4	•Clips	•Clip			A=13	1760
	22	–	–	–	–		Armstöd	Arm rest			SE SIDA 384, 4-I11	[illegible]
	23	–	–	–	–		Monteringsdetaljer	Installation components			SE SIDA 376, 4-I03	[illegible] 1820
x	24	1	–	–	–	696390-4	Panel, V	Panel, L			(695068)	1840
x		–	1	–	–	696263-3	Panel, V	Panel, L			(695070)	1860
x		1	–	–	–	696391-2	Panel, H	Panel, R			(695069)	1880
x		–	1	–	–	696264-1	Panel, H	Panel, R			(695071)	[illegible]
	25	1	1	–	–	682968-3	Panel	Panel				[illegible]
	26	1	–	–	–	694025-8	Matta	Mat			ERS AV 1264913–3	1940
		–	1	–	–	694024-1	Matta	Mat			ERS AV 1264913–3	1960

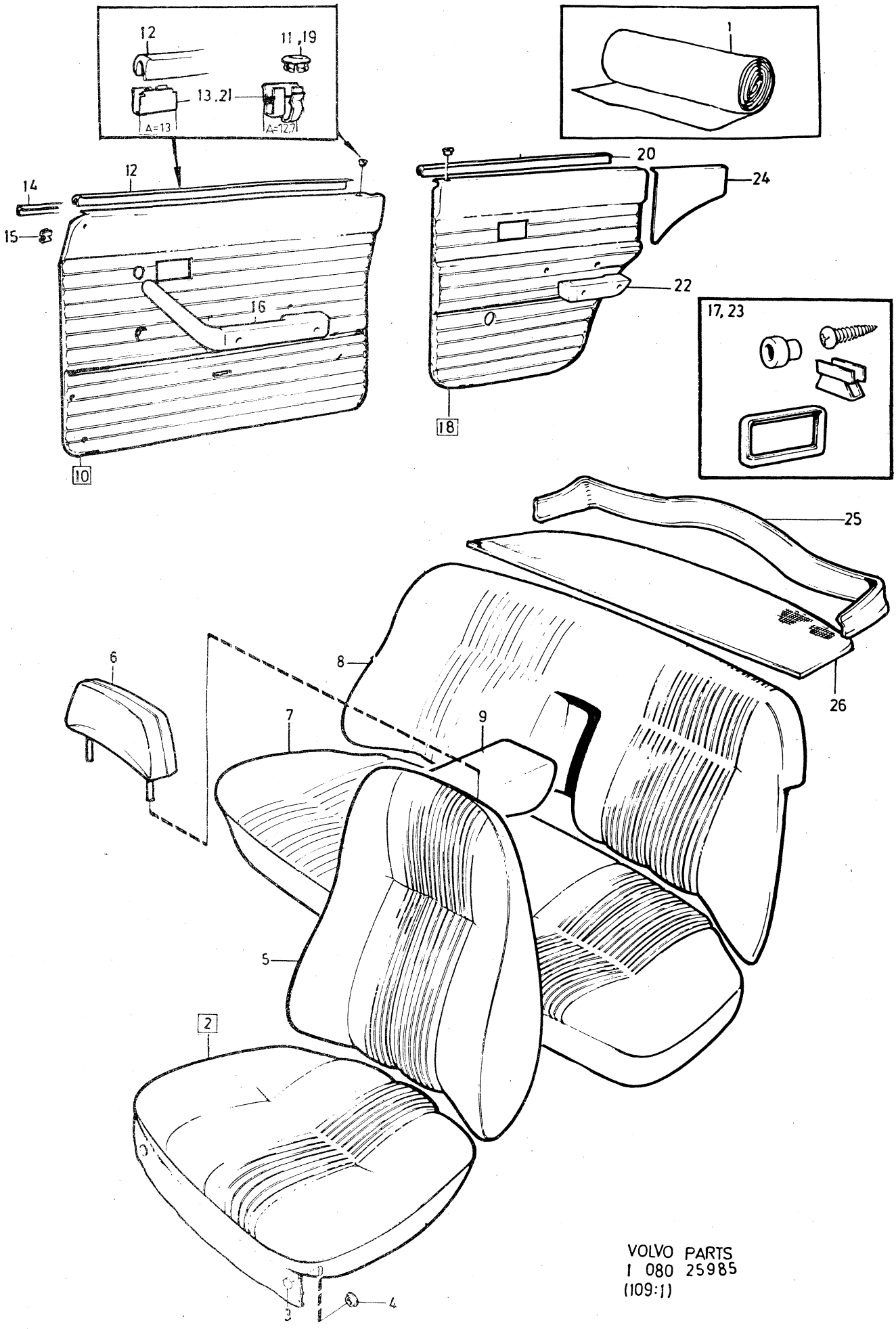

VOLVO PARTS
1 080 25985
(109:1)

Sida Page	Grupp Group	Innerklädsel 144, klädselkombination	Upholstery 144, upholstery combination	Illustration
250	8	756, 757, 759, 760	756, 757, 759, 760	25987 1979–11

Pos. Fig.	Antal/Quantity 0756	0757	0759	0760	Artikel nr Part No	Benämning	Description	Sats Kit	BPSR	Anmärkning Notes	
1	ERF	–	–	–	699119-4	Tyg, grått	Material, grey			76) METERVARA	0020
	ERF	–	–	–	699132-7	Trikåplast, grå	Plastic–coated fabric, elastic, grey		8	METERVARA	0040 0060
	ERF	–	–	–	699133-5	Vävplast, grå	Plastic–coated fabric, grey		8	METERVARA	0080 0100
						Produktskylten stämplad 756–717	Designation plate stamped 756–717				0120 0140 0160
	–	ERF	–	–	699001-4	Tyg, blått	Material, blue			76) METERVARA	0180
x	–	ERF	–	–	699224-2	Trikåplast, blå	Plastic–coated Fabric, elastic, blue			76) METERVARA (99953)	0200 0[illegible]
	–	ERF	–	–	99955-7	Vävplast, blå	Plastic–coated fabric, blue			METERVARA ERS AV 699224–2	0[illegible] 0260
						Produktskylten stämplad 757–718	Designation plate stamped 757–718				0280 0300 0320
	–	–	ERF	–	699003-0	Tyg, rött	Material, red			76) METERVARA	0[illegible]
	–	–	ERF	–	699065-9	Trikåplast, röd	Plastic–coated fabric, elastic, red			78) METERVARA	0[illegible] 0380
	–	–	ERF	–	699012-1	Vävplast, röd	Plastic–coated fabric, red			77) METERVARA	0400 0420
						Produktskylten stämplad 759–719	Designation plate stamped 759–719				0440 0460 0480
	–	–	–	ERF	699004-8	Tyg, gulbrunt	Material, golden brown			76) METERVARA	0500
	–	–	–	ERF	699066-7	Trikåplast, gulbrun	Plastic–coated fabric, elastic, golden brown		8	METERVARA	0520 0540 0560
	–	–	–	ERF	699013-9	Vävplast, gulbrun	Plastic–coated fabric, golden brown			77) METERVARA	0580 0600
						Produktskylten stämplad 760–720	Designation plate stamped 760–720				0620 0640 0660
2	2	–	–	–	694372-4	Klädsel	Cover		8	82)	0680
	–	2	–	–	694374-0	Klädsel	Cover			STD	0700
	–	2	–	–	649385-2	Klädsel	Cover			S–1600, S–1603, S–1604, S–1636, S–1654	0720 0740
	–	–	2	–	694378-1	Klädsel	Cover		8	82) STD	0[illegible]
	–	–	2	–	649382-9	Klädsel	Cover			S–1600, S–1603, S–1604, S–1606, S–1636	0[illegible] 0800
	–	–	–	2	694380-7	Klädsel	Cover		8	82)	0820
3	12	12	12	12	94944-6	•Knapp	•Button				0840
4	12	12	12	12	94945-3	•Hållare	•Retainer				0860
5	2	–	–	–	694373-2	Klädsel	Cover		8	82)	0880
	–	2	–	–	694375-7	Klädsel	Cover		8	82) STD	0[illegible]
	–	2	–	–	649386-0	Klädsel	Cover		8	82) S–1600, S–1603, S–1604, S–1636, S–1654	0[illegible] 0940
	–	–	2	–	694379-9	Klädsel	Cover		8	82) STD	0960

76. Enhet längdmeter. Metervarans bredd = 150 cm. Unit: Linear metre. Width of material = 150 cm. Unité, en mètres. Au mètre, de largeur 150 cm. Einheit, laufendes Meter. Breite der Meterware = 150 cm. Unidad, en metros. Por metro, ancho 150 cm.

77. Enhet kvadratmeter. Metervarans bredd = 130 cm. Unit: Square metres. Width of material = 130 cm. Unités, en mètres carrés. Au mètre de largeur 130 cm. Einheit, Quadratmeter. Breite der Meterware = 130 cm. Unidad, en metros cuadrados. Por metro, ancho 130 cm.

78. Enhet kvadratmeter. Metervarans bredd = 145 cm. Unit: Square metres. Width of material = 145 cm. Unité, en mètres carrés. Au mètre, de largeur 145 cm. Einheit, Quadratmeter. Breite der Meterware = 145 cm. Unidad, en metros cuadrados. Por metro, ancho 145 cm.

82. Ersättes av motsvarande klädselmaterial i metervara. Replaced by the corresponding material sold by length. Remplacement de garniture correspondante en mètre. Wird durch das jetzige Bezugsmaterial in Metervare ersetzt. Sustituye el tapizado correspondiente vendido por metro.

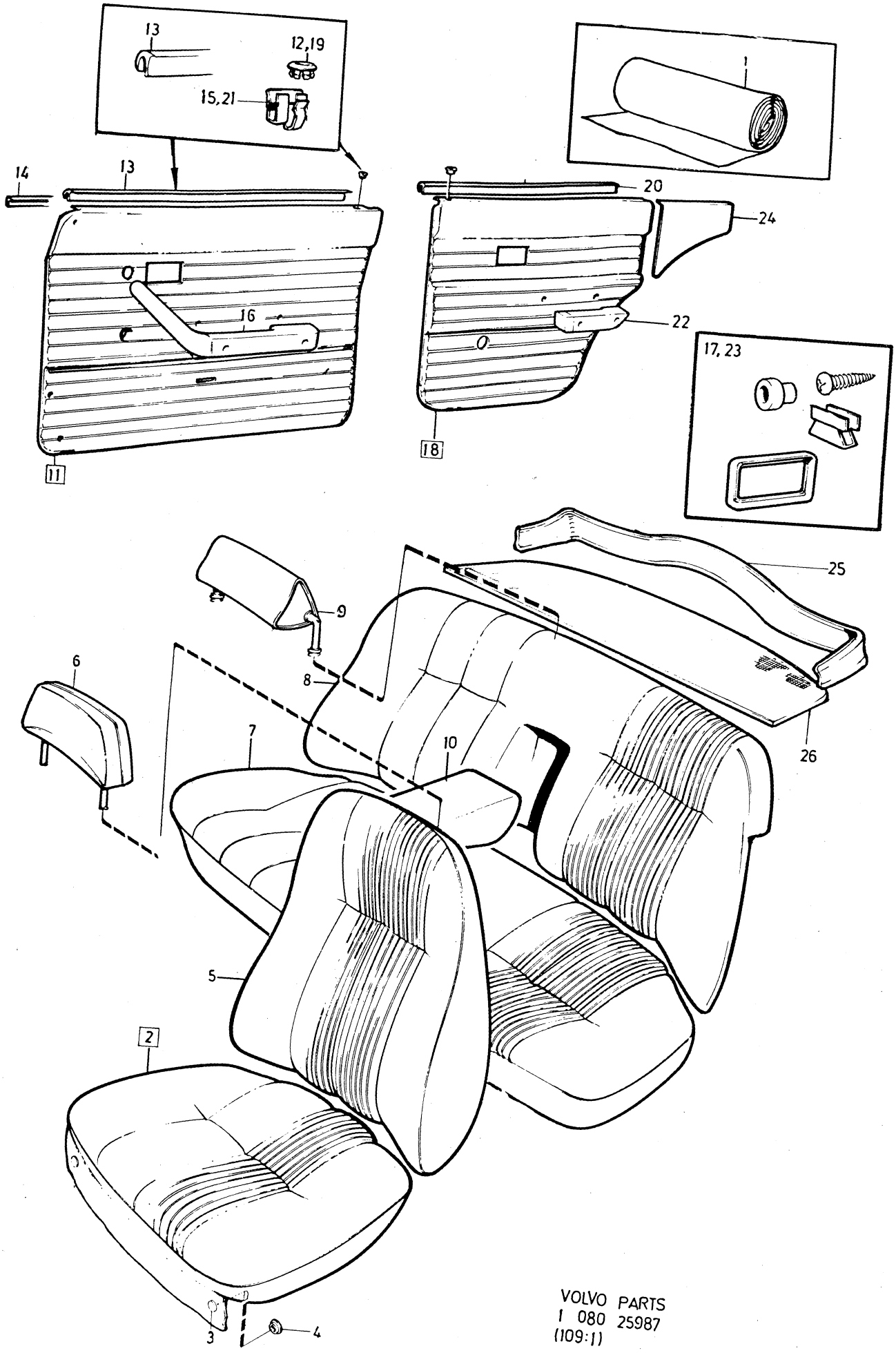

VOLVO PARTS
1 080 25987
(109:1)

Sida Page	Grupp Group	Innerklädsel 144, klädselkombination	Upholstery 144, upholstery combination	Illustration
252	8	756, 757, 759, 760	756, 757, 759, 760	25987 1979–11

Pos. Fig.	Antal/Quantity 0756	0757	0759	0760	Artikel nr Part No	Benämning	Description	Sats Kit	BPSR	Anmärkning Notes	
	–	–	2	–	649383-7	Klädsel	Cover			S–1600, S–1603, S–1604, S–1606, S–1636	0980 1000
	–	–	–	2	694381-5	Klädsel	Cover		8	82)	1020
6	2	–	–	–	695533-0	Klädsel	Cover				1040
	–	2	–	–	695534-8	Klädsel	Cover		8	82) STD	1060
	–	2	–	–	649404-1	Nackskydd med klädsel	Head restraint with cover		8	S–1600, S–1603, S–1604 S–1606, S–1636	1080 1100
	–	–	2	–	695536-3	Klädsel	Cover			STD	1120
	–	–	2	–	649403-3	Nackskydd med klädsel	Head restraint with cover			S–1600, S–1603, S–1604, S–1606, S–1636	1140 1160
	–	–	–	2	695537-1	Klädsel	Cover				1
7	1	–	–	–	694402-9	Klädsel	Cover		8	82)	
	–	1	–	–	694403-7	Klädsel	Cover		8	82) STD	1220
x	–	1	–	–	649819-0	Klädsel	Cover			S–1600, S–1603, S–1604, S–1636, S–1654 (649392)	1240 1260 1280
	–	–	1	–	694405-2	Klädsel	Cover		8	82) STD	1
x	–	–	1	–	649817-4	Klädsel	Cover			S–1600, S–1603, S–1604, S–1606, S–1636 (649634)	1340 1360
	–	–	–	1	694406-0	Klädsel	Cover		8	82)	1380
8	1	–	–	–	694422-7	Klädsel	Cover		8	82)	1400
	–	1	–	–	694423-5	Klädsel	Cover			STD	1420
	–	1	–	–	649820-8	Klädsel	Cover			S–1600, S–1603, S–1604, S–1636, S–1654 (649393) (649637)	1440 1460 1480
	–	–	1	–	694425-0	Klädsel	Cover		8	82) STD	1500
	–	–	1	–	649391-0	Klädsel	Cover		8	82) S–1600, S–1603, S–1604, S–1606, S–1636	1520 1540
	–	–	–	1	694426-8	Klädsel	Cover		8	82)	1560
9	2	–	–	–	695545-4	Klädsel	Cover		8	82) ACC	1580
	–	2	–	–	695549-6	Klädsel	Cover		8	82) ACC	1600
	–	–	2	–	695550-4	Klädsel	Cover		8	82) ACC	1620
	–	–	–	2	695551-2	Klädsel	Cover		8	82) ACC	1640
10	1	–	–	–	694457-3	Klädsel	Cover		8	82)	1660
	–	1	–	–	694458-1	Klädsel	Cover		8	82)	1680
	–	–	1	–	694460-7	Klädsel	Cover		8	82)	1700
	–	–	–	1	694461-5	Klädsel	Cover		8	82)	1720
11	1	–	–	–	694512-5	Dörrpanel, V	Door panel, L		8		1
x	–	1	–	–	696256-7	Dörrpanel, V	Door panel, L			STD (695619)	1760
	–	1	–	–	649413-2	Dörrpanel, V	Door panel, L			S–1600, S–1603, S–1604, S–1636, S–1654	1780 1800
	–	–	1	–	694518-2	Dörrpanel, V	Door panel, L			STD	1820
	–	–	1	–	649396-9	Dörrpanel, V	Door panel, L		8	S–1600, S–1603, S–1604 S–1606, S–1636	1840 1
	–	–	–	1	694520-8	Dörrpanel, V	Door panel, L		8		1880
	1	–	–	–	694513-3	Dörrpanel, H	Door panel, R		8		1900
x	–	1	–	–	696260-9	Dörrpanel, H	Door panel, R			STD (695620)	1920
	–	1	–	–	649097-3	Dörrpanel, H	Door panel, R		8	S–1600, S–1603, S–1604 S–1636, S–1654	1940 1960
x	–	–	1	–	696366-4	Dörrpanel, H	Door panel, R			STD (694519)	1980
	–	–	1	–	649397-7	Dörrpanel, H	Door panel, R		8	S–1600, S–1603, S–1604 S–1606, S–1636	2000 2020
	–	–	–	1	694521-6	Dörrpanel, H	Door panel, R		8		2040
12	2	2	2	2	677003-6	•Bussning	•Bushing				2060
13	2	2	2	2	678198-3	•List	•Moulding				2080
14	1	1	1	1	686781-6	•Prydnadslist, V	•Trim moulding, L				2100
	1	1	1	1	686782-4	•Prydnadslist, H	•Trim moulding, R				2120

82. Ersättes av motsvarande klädselmaterial i metervara. Replaced by the corresponding material sold by length. Remplacement de garniture correspondante en mètre. Wird durch das jetzige Bezugsmaterial in Metervare ersetzt. Sustituye el tapizado correspondiente vendido por metro.

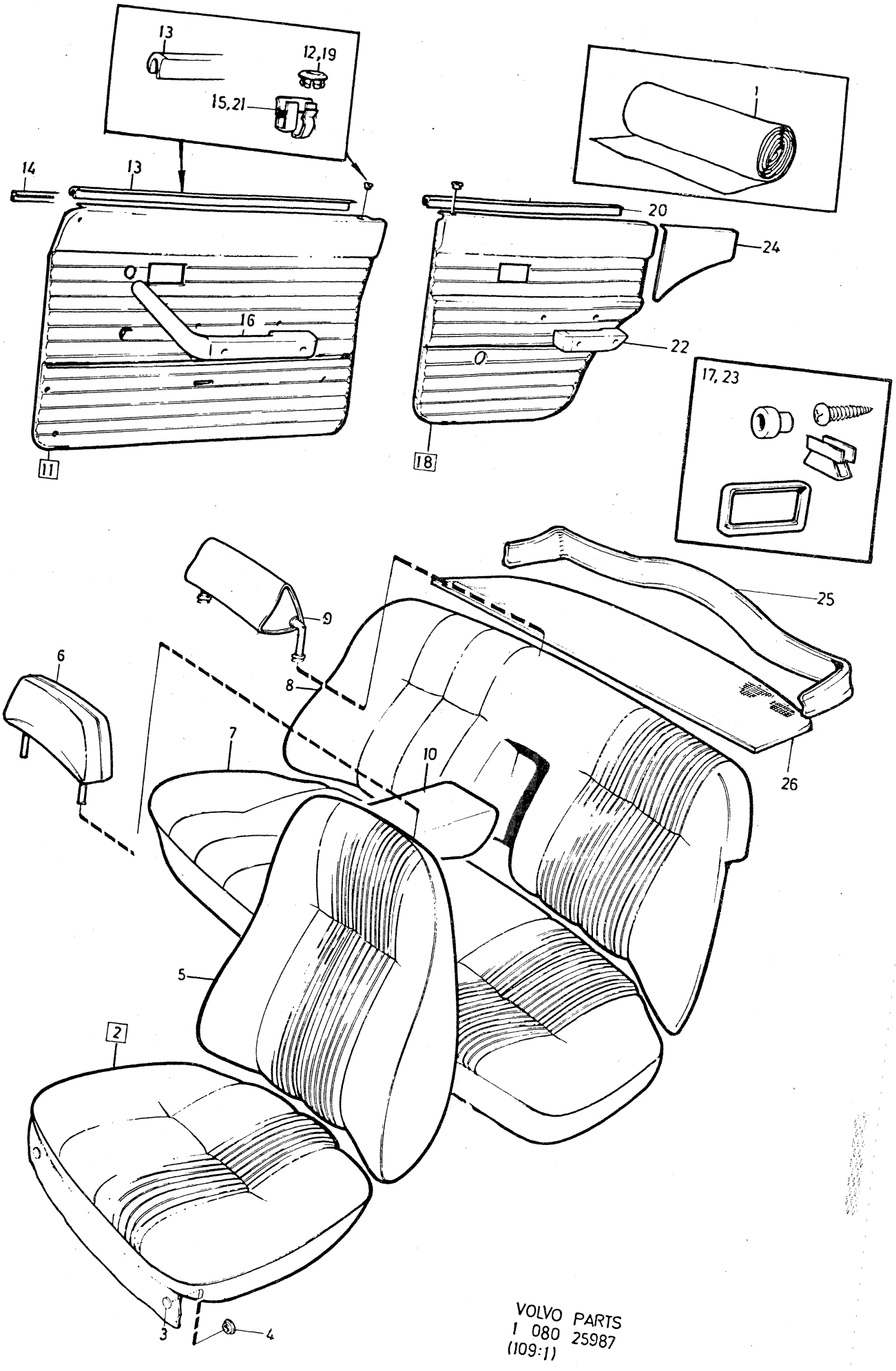

VOLVO PARTS
1 080 25987
(109:1)

Sida Page	Grupp Group	Innerklädsel 144, klädselkombination	Upholstery 144, upholstery combination	Illustration
254	8	756, 757, 759, 760	756, 757, 759, 760	25987 1979–11

Pos. Fig.	Antal/Quantity 0756	0757	0759	0760	Artikel nr Part No	Benämning	Description	Sats Kit	B P S R	Anmärkning Notes	
15	20	20	20	20	678201-5	•Clips	•Clip				2140
16	–	–	–	–		Armstöd	Arm rest			SE SIDA 384, 4-I11	2160
17	–	–	–	–		Monteringsdetaljer	Installation components			SE SIDA 376, 4-I03	2180 2200
18	1	–	–	–	694522-4	Dörrpanel, V	Door panel, L		8		2220
x	–	1	–	–	696261-7	Dörrpanel, V	Door panel, L			STD (694524)	2240
	–	1	–	–	649098-1	Dörrpanel, V	Door panel, L			S–1600, S–1603, S–1604, S–1636, S–1654	2260 2280
x	–	–	1	–	696367-2	Dörrpanel, V	Door panel, L			STD (694528)	2300
	–	–	1	–	649398-5	Dörrpanel, V	Door panel, L		8	S–1600, S–1603, S–1604 S–1606, S–1636	2320
	–	–	–	1	694530-7	Dörrpanel, V	Door panel, L				
	1	–	–	–	694523-2	Dörrpanel, H	Door panel, R		8		2380
x	–	1	–	–	696262-5	Dörrpanel, H	Door panel, R			STD (695622)	2400
	–	1	–	–	649099-9	Dörrpanel, H	Door panel, R		8	S–1600, S–1603, S–1604 S–1636, S–1654	2420 2440
x	–	–	1	–	696368-0	Dörrpanel, H	Door panel, R			STD (694529)	
	–	–	1	–	649399-3	Dörrpanel, H	Door panel, R		8	S–1600, S–1603, S–1604 S–1606, S–1636	2500
	–	–	–	1	694531-5	Dörrpanel, H	Door panel, R		8		2520
19	2	2	2	2	677003-6	•Bussning	•Bushing				2540
20	2	2	2	2	678199-1	•List	•Moulding				2560
21	16	16	16	16	678201-5	•Clips	•Clip				2580
22	–	–	–	–		Armstöd	Arm rest			SE SIDA 384, 4-I11	2600
23	–	–	–	–		Monteringsdetaljer	Installation components			SE SIDA 376, 4-I03	2620 2640
24	1	–	–	–	694532-3	Panel, V	Panel, L		8		2660
x	–	1	–	–	696263-3	Panel, V	Panel, L			(694534)	2680
x	–	–	1	–	696390-4	Panel, V	Panel, L			(694538)	2700
	–	–	–	1	694540-6	Panel, V	Panel, L		8		2720
	1	–	–	–	694533-1	Panel, H	Panel, R		8		2740
x	–	1	–	–	696264-1	Panel, H	Panel, R			(694535)	2760
x	–	–	1	–	696391-2	Panel, H	Panel, R			(694539)	2780
	–	–	–	1	694541-4	Panel, H	Panel, R		8		2800
25	1	1	1	1	682968-3	Panel	Panel				2820
26	1	–	–	–	697103-0	Matta	Mat		8	(694739)	2840
	–	1	–	–	694740-2	Matta	Mat			ERS AV 1264913–3	2860
	–	–	1	–	694742-8	Matta	Mat			ERS AV 1264913–3	
	–	1	1	–	693500-1	Matta	Mat			SPEC UTF S–1603, S–1606 ERS AV 1264913–3	2920
	–	–	–	1	697105-5	Matta	Mat			(694741)	2940

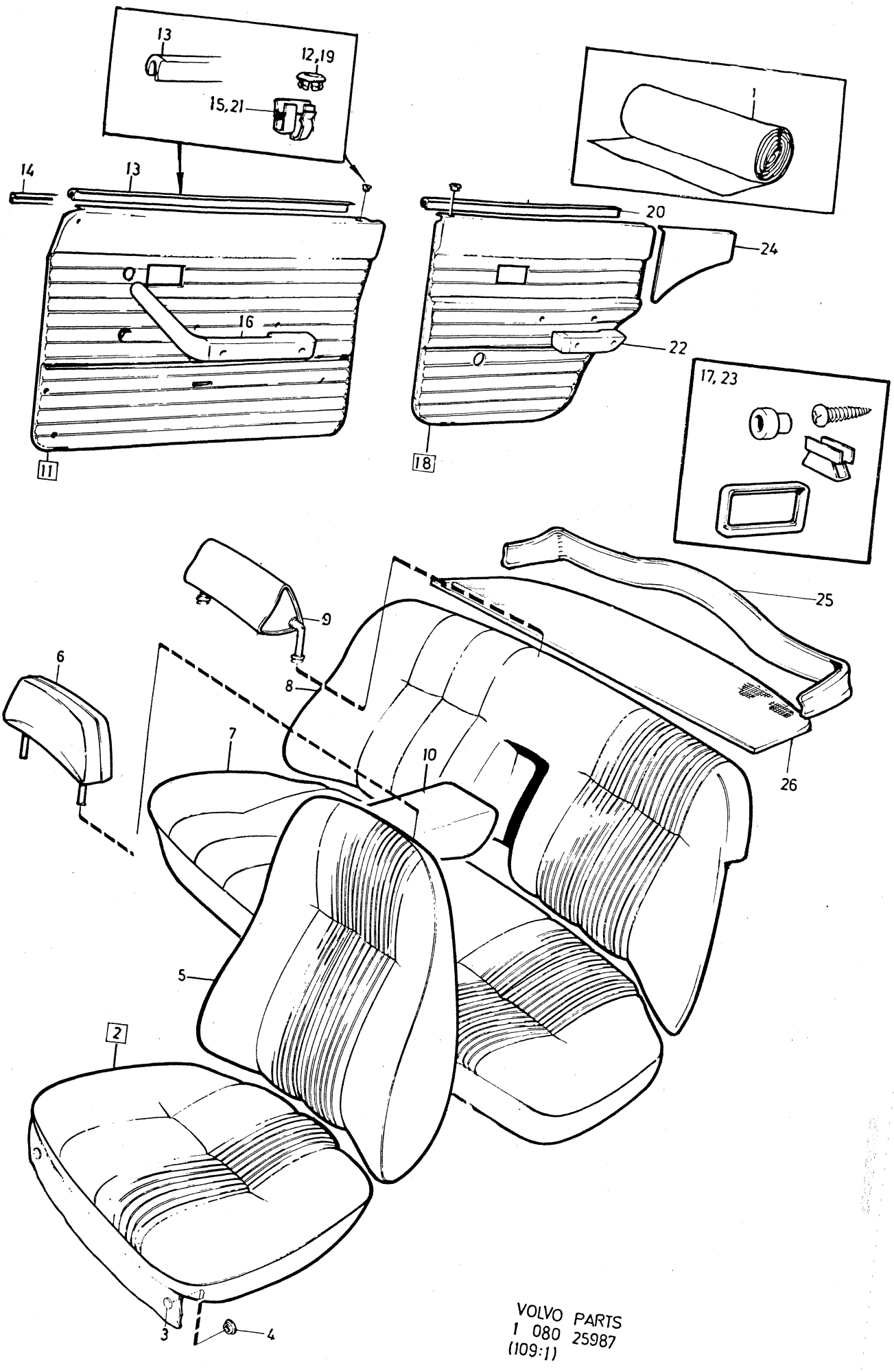

VOLVO PARTS
1 080 25987
(109:1)

Sida / Page	Grupp / Group	Innerklädsel 144, klädselkombination	Upholstery 144, upholstery combination	Illustration
256	8	761, 764, 765, 767	761, 764, 765, 767	25987 1979–11

2900

Pos. Fig.	Antal/Quantity 761	764	765	767	Artikel nr Part No	Benämning	Description	Sats Kit	B P S R	Anmärkning Notes	
1	ERF	–	–	–	699005-5	Tyg, brunt	Material, brown			76) METERVARA	0020
x	ERF	–	–	–	699419-8	Trikåplast, svart	Plastic–coated fabric, elastic, black			1) METERVARA (699067)	0040 0060
	ERF	–	–	–	699014-7	Vävplast, svart	Plastic–coated fabric, black			METERVARA ERS AV 699419–8	0080 0100
						Produktskylten stämplad 761–721	Designation plate stamped 761–721				0120 0140 0160
	–	ERF	–	–	699132-7	Trikåplast, grå	Plastic–coated fabric, elastic, grey		8	METERVARA	0180 0200
	–	ERF	–	–	699133-5	Vävplast, grå	Plastic–coated fabric, grey		8	METERVARA	0220 0240
						Produktskylten stämplad 764–722	Designation plate stamped 764–722				0260 0280 0300
x	–	–	ERF	–	699224-2	Trikåplast, blå	Plastic–coated fabric, elastic, blue			76) METERVARA (99953)	0320 0340
	–	–	ERF	–	99955-7	Vävplast, blå	Plastic–coated fabric, blue			METERVARA ERS AV 699224–2	0360 0380
						Produktskylten stämplad 765–723	Designation plate stamped 765–723				0400 0420 0440
	–	–	–	ERF	699065-9	Trikåplast, röd	Plastic–coated fabric, elastic, red			78) METERVARA	0460 0480
	–	–	–	ERF	699012-1	Vävplast, röd	Plastic–coated fabric, red			77) METERVARA	0500 0520
						Produktskylten stämplad 767–724	Designation plate stamped 767–724				0540 0560 0580
2	2	–	–	–	694382-3	Klädsel	Cover		8	82)	0600
	–	2	–	–	695463-0	Klädsel	Cover				0620
	–	–	2	–	695464-8	Klädsel	Cover		8	82)	0640
	–	–	–	2	695466-3	Klädsel	Cover				0660
3	12	12	12	12	94944-6	•Knapp	•Button				0680
4	12	12	12	12	94945-3	•Hållare	•Retainer				0700
5	2	–	–	–	694383-1	Klädsel	Cover		8	82)	0720
	–	2	–	–	695473-9	Klädsel	Cover		8	82)	0740
	–	–	2	–	695474-7	Klädsel	Cover				0760
	–	–	–	2	695476-2	Klädsel	Cover				0780
6	2	–	–	–	695538-9	Klädsel	Cover				0800
	–	2	–	–	695533-0	Klädsel	Cover				0820
	–	–	2	–	695534-8	Klädsel	Cover		8	82)	0840
	–	–	–	2	695536-3	Klädsel	Cover				0860
7	1	–	–	–	694407-8	Klädsel	Cover		8	82)	0880
	–	1	–	–	695493-7	Klädsel	Cover		8		0900
	–	–	1	–	695494-5	Klädsel	Cover				0920

1. Enhet kvadratmeter. Metervarans bredd = 150 cm. Unit: Square metres. Width of material = 150 cm. Unités, en mètres carrés. Au mètre de largeur 150 cm. Einheit, Quadratmeter. Breite der Meterware = 150 cm. Unidad, en metros cuadrados. Por metro, ancho 150 cm.

76. Enhet längdmeter. Metervarans bredd = 150 cm. Unit: Linear metre. Width of material = 150 cm. Unité, en mètres. Au mètre, de largeur 150 cm. Einheit, laufendes Meter. Breite der Meterware = 150 cm. Unidad, en metros. Por metro, ancho 150 cm.

77. Enhet kvadratmeter. Metervarans bredd = 130 cm. Unit: Square metres. Width of material = 130 cm. Unités, en mètres carrés. Au mètre de largeur 130 cm. Einheit, Quadratmeter. Breite der Meterware = 130 cm. Unidad, en metros cuadrados. Por metro, ancho 130 cm.

78. Enhet kvadratmeter. Metervarans bredd = 145 cm. Unit: Square metres. Width of material = 145 cm. Unité, en mètres carrés. Au mètre, de largeur 145 cm. Einheit, Quadratmeter. Breite der Meterware = 145 cm. Unidad, en metros cuadrados. Por metro, ancho 145 cm.

82. Ersättes av motsvarande klädselmaterial i metervara. Replaced by the corresponding material sold by length. Remplacement de garniture correspondante en mètre. Wird durch das jetzige Bezugsmaterial in Metervare ersetzt. Sustituye el tapizado correspondiente vendido por metro.

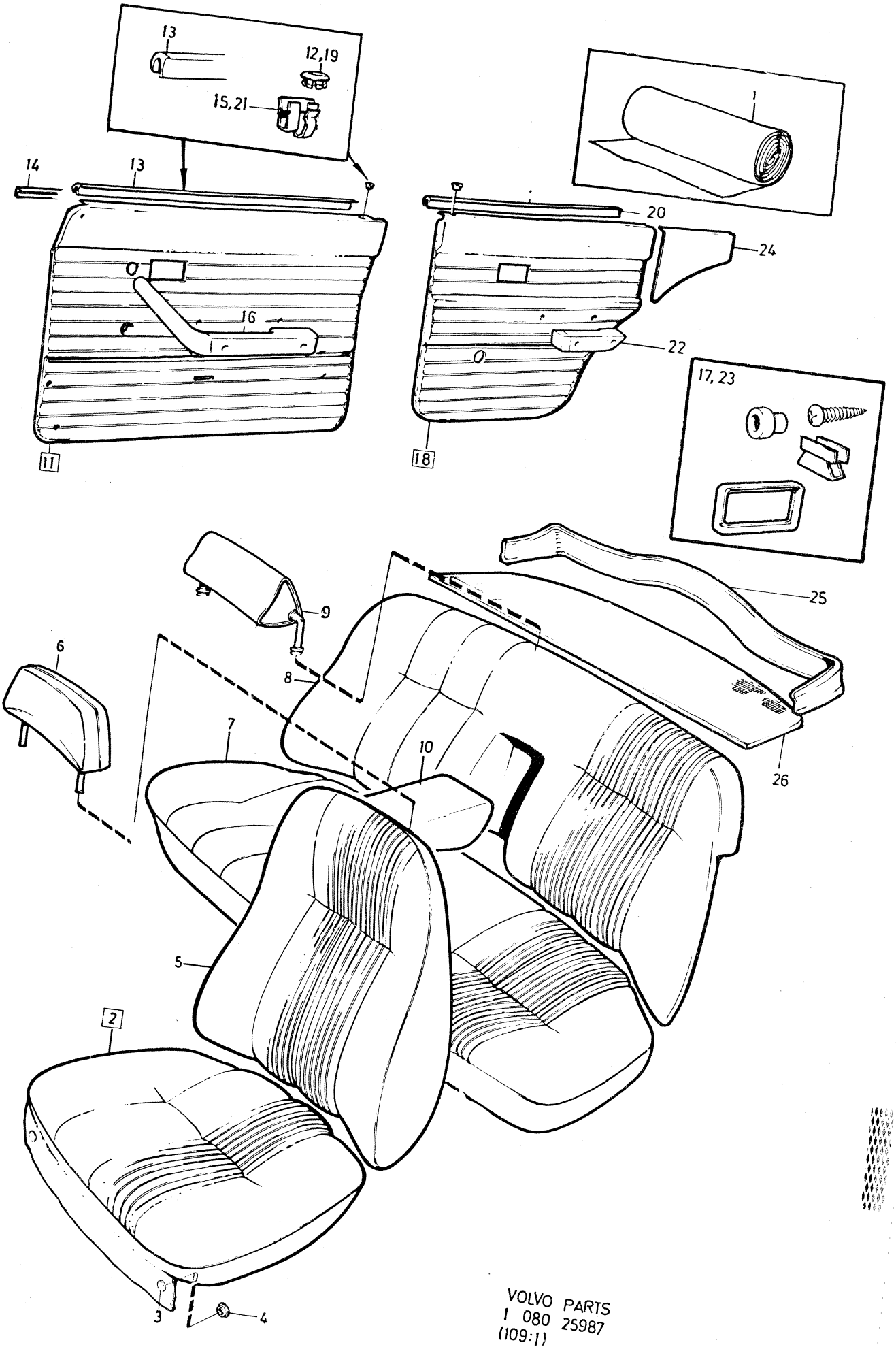

VOLVO PARTS
1 080 25987
(109:1)

Sida Page	Grupp Group	Innerklädsel 144, klädselkombination	Upholstery 144, upholstery combination	Illustration
258	8	761, 764, 765, 767	761, 764, 765, 767	1979–11

	Pos. Fig.	Antal/Quantity 761	764	765	767	Artikel nr Part No	Benämning	Description	Sats Kit	B P S R	Anmärkning Notes	
		–	–	–	1	695496-0	Klädsel	Cover		8	82)	0940
	8	1	–	–	–	694427-6	Klädsel	Cover		8	82)	0960
		–	1	–	–	695513-2	Klädsel	Cover		8		0980
		–	–	1	–	695514-0	Klädsel	Cover				1000
		–	–	–	1	695516-5	Klädsel	Cover		8	82)	1020
	9	2	–	–	–	695552-0	Klädsel	Cover		8	82) ACC	1040
		–	2	–	–	695543-9	Klädsel	Cover		8	ACC	1060
		–	–	2	–	695544-7	Klädsel	Cover		8	82) ACC	1080
		–	–	–	2	695546-2	Klädsel	Cover		8	82) ACC	1100
	10	1	–	–	–	694462-3	Klädsel	Cover		8	82)	1120
		–	1	–	–	695553-8	Klädsel	Cover		8		1140
		–	–	1	–	695554-6	Klädsel	Cover				1160
		–	–	–	1	695556-1	Klädsel	Cover		8	82)	1180
x	11	1	–	–	–	696450-6	Dörrpanel, V	Door panel, L			(695332)	1200
		–	1	–	–	694512-5	Dörrpanel, V	Door panel, L		8		1220
x		–	–	1	–	696259-1	Dörrpanel, V	Door panel, L			(695619)	1240
		–	–	–	1	694518-2	Dörrpanel, V	Door panel, L				1260
x		1	–	–	–	696452-2	Dörrpanel, H	Door panel, R			(695337)	1280
		–	1	–	–	694513-3	Dörrpanel, H	Door panel, R		8		1300
x		–	–	1	–	696260-9	Dörrpanel, H	Door panel, R			(695620)	1320
x		–	–	–	1	696366-4	Dörrpanel, H	Door panel, R			(694519)	1340
	12	2	2	2	2	677003-6	•Bussning	•Bushing				1360
	13	2	2	2	2	678198-3	•List	•Moulding				1380
	14	1	1	1	1	686781-6	•Prydnadslist, V	•Trim moulding, L				1400
		1	1	1	1	686782-4	•Prydnadslist, H	•Trim moulding, R				1420
	15	20	20	20	20	678201-5	•Clips	•Clip				1440
	16	–	–	–	–		Armstöd	Arm rest			SE SIDA 384, 4-I11	1460
	17	–	–	–	–		Monteringsdetaljer	Installation components			SE SIDA 376, 4-I03	1480 1500
x	18	1	–	–	–	696454-8	Dörrpanel, V	Door panel, L			(695342)	1520
		–	1	–	–	694522-4	Dörrpanel, V	Door panel, L		8		1540
x		–	–	1	–	696261-7	Dörrpanel, V	Door panel, L			(694524)	1560
x		–	–	–	1	696367-2	Dörrpanel, V	Door panel, L			(694528)	1580
x		1	–	–	–	696456-3	Dörrpanel, H	Door panel, R			(695347)	1600
		–	1	–	–	694523-2	Dörrpanel, H	Door panel, R		8		1620
x		–	–	1	–	696262-5	Dörrpanel, H	Door panel, R			(695622)	1640
x		–	–	–	1	696368-0	Dörrpanel, H	Door panel, R			(694529)	1660
	19	2	2	2	2	677003-6	•Bussning	•Bushing				1680
	20	2	2	2	2	678199-1	•List	•Moulding				1700
	21	16	16	16	16	678201-5	•Clips	•Clip				1720
	22	–	–	–	–		Armstöd	Arm rest			SE SIDA 384, 4-I11	1740
	23	–	–	–	–		Monteringsdetaljer	Installation components			SE SIDA 376, 4-I03	1760 1780
x	24	1	–	–	–	696458-9	Panel, V	Panel, L			(695352)	1800
		–	1	–	–	694532-3	Panel, V	Panel, L		8		1820
x		–	–	1	–	696263-3	Panel, V	Panel, L			(694534)	1840
x		–	–	–	1	696390-4	Panel, V	Panel, L			(694538)	1860
x		1	–	–	–	697821-7	Panel, H	Panel, R			(696460)	1880
		–	1	–	–	694533-1	Panel, H	Panel, R		8		1900
x		–	–	1	–	696264-1	Panel, H	Panel, R			(694535)	1920
x		–	–	–	1	696391-2	Panel, H	Panel, R			(694539)	1940
	25	1	1	1	1	682968-3	Panel	Panel				1960
x	26	1	–	–	–	1224394-5	Matta	Mat			ERS AV 1264913–3	1980
		–	1	–	–	697103-0	Matta	Mat		8	(694739)	2000
		–	–	1	–	694740-2	Matta	Mat			ERS AV 1264913–3	2020
		–	–	–	1	1210875-9	Matta	Mat			ERS AV 1264913–3	2040

82. Ersättes av motsvarande klädselmaterial i metervara. Replaced by the corresponding material sold by length. Remplacement de garniture correspondante en mètre. Wird durch das jetzige Bezugsmaterial in Metervare ersetzt. Sustituye el tapizado correspondiente vendido por metro.

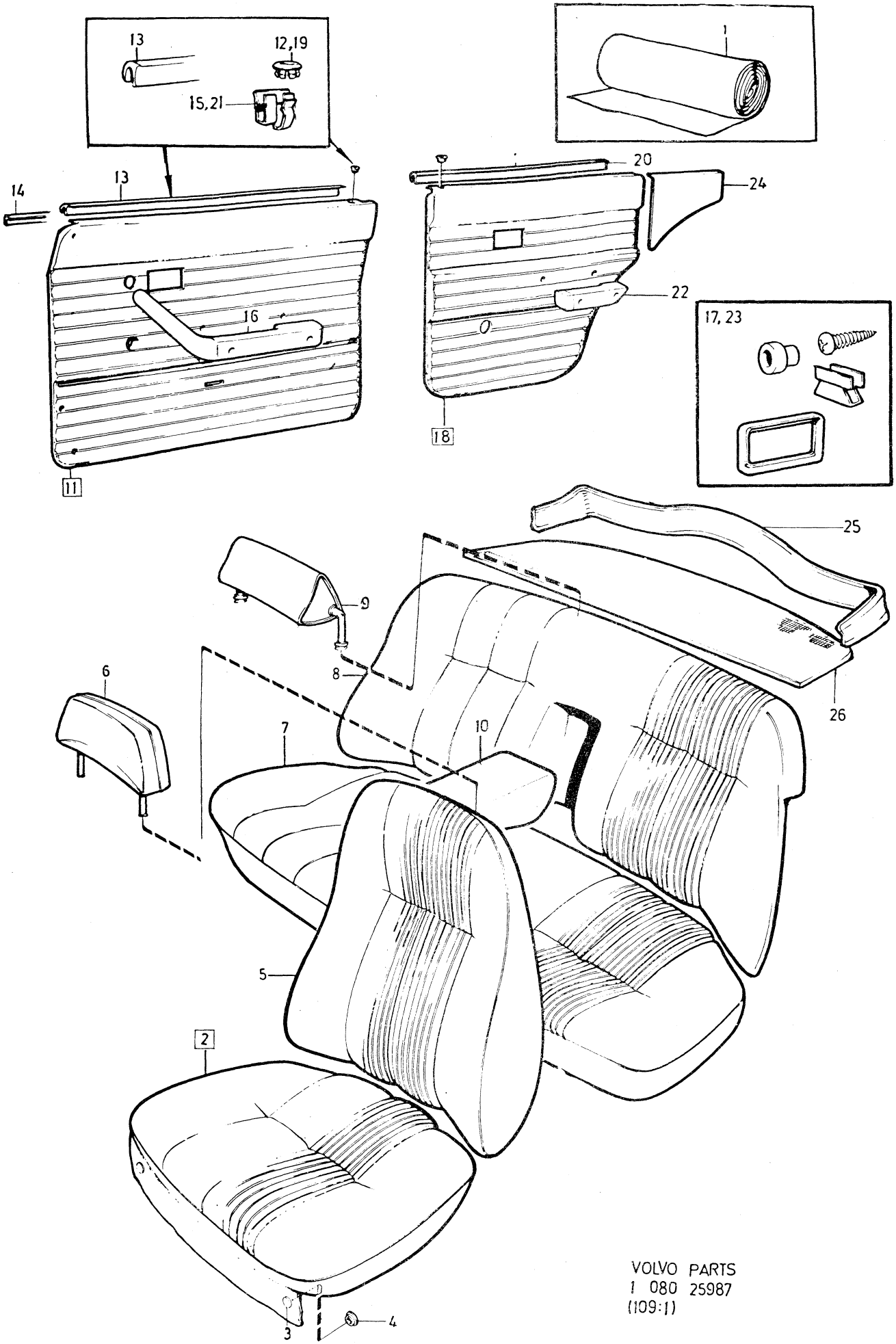

VOLVO PARTS
1 080 25987
(109:1)

Sida Page	Grupp Group	Innerklädsel 144, klädselkombination	Upholstery 144, upholstery combination	Illustration
260	8	768, 769, 770, 771	768, 769, 770, 771	1979–11

	Pos. Fig.	Antal/Quantity 768	769	770	771	Artikel nr Part No	Benämning	Description	Sats Kit	B P S R	Anmärkning Notes	
	1	ERF	–	–	–	699066-7	Trikåplast, gulbrun	Plastic–coated fabric, elastic, golden brown			78) METERVARA	0020 0040
		ERF	–	–	–	699013-9	Vävplast, gulbrun	Plastic–coated fabric, golden brown			77) METERVARA	0060 0080
							Produktskylten stämplad 768–725	Designation plate stamped 768–725				0100 0120 0140
x		–	ERF	–	–	699419-8	Trikåplast, svart	Plastic–coated fabric, elastic, black			1) METERVARA (699067)	0160 0180
		–	ERF	–	–	699014-7	Vävplast, svart	Plastic–coated fabric, black			METERVARA ERS AV 699419–8	0200 0240
							Produktskylten stämplad 769–726	Designation plate stamped 769–726				0260 0280
		–	–	ERF	–	99995-3	Tyg, brunt	Material, brown		8	METERVARA	0300
		–	–	ERF	–	99903-7	Trikåplast, brun	Plastic–coated fabric, elastic, brown			81) METERVARA	0320 0340
		–	–	ERF	–	99764-3	Vävplast, brun	Plastic–coated fabric, brown			77) METERVARA	0360 0380
							Produktskylten stämplad 770–727	Designation plate stamped 770–727				0400 0420 0440
		–	–	–	ERF	99996-1	Tyg, svart	Material, black		8	METERVARA	0460
x		–	–	–	ERF	699419-8	Trikåplast, svart	Plastic–coated fabric, elastic, black			1) METERVARA	0480 0500
		–	–	–	ERF	699014-7	Vävplast, svart	Plastic–coated fabric, black			METERVARA ERS AV 699419–8	0520 0540
							Produktskylten stämplad 771–728	Designation plate stamped 771–728				0560 0580 0600
	2	2	–	–	–	695467-1	Klädsel	Cover				0620
		–	2	–	–	695468-9	Klädsel	Cover				0640
		–	–	2	–	694340-1	Klädsel	Cover				0660
x		–	–	–	2	696300-3	Klädsel	Cover			(694342)	0680
	3	12	12	12	12	94944-6	•Knapp	•Button				0700
	4	12	12	12	12	94945-3	•Hållare	•Retainer				0720
	5	2	–	–	–	695477-0	Klädsel	Cover				0740
		–	2	–	–	695478-8	Klädsel	Cover		8	82)	0760
		–	–	2	–	694341-9	Klädsel	Cover		8	82)	0780
x		–	–	–	2	696301-1	Klädsel	Cover			(694343)	0800
	6	2	–	–	–	695537-1	Klädsel	Cover				0820
		–	2	–	2	695538-9	Klädsel	Cover				0840
		–	–	2	–	693360-0	Klädsel	Cover		8	82) CH–263069	0860
		–	–	2	–	697321-8	Klädsel	Cover		8	82) CH 263070–	0880
	7	1	–	–	–	695497-8	Klädsel	Cover				0900
		–	1	–	–	695498-6	Klädsel	Cover				0920

1. Enhet kvadratmeter. Metervarans bredd = 150 cm. Unit: Square metres. Width of material = 150 cm. Unités, en mètres carrés. Au mètre de largeur 150 cm. Einheit, Quadratmeter. Breite der Meterware = 150 cm. Unidad, en metros cuadrados. Por metro, ancho 150 cm.

77. Enhet kvadratmeter. Metervarans bredd = 130 cm. Unit: Square metres. Width of material = 130 cm. Unités, en mètres carrés. Au mètre de largeur 130 cm. Einheit, Quadratmeter. Breite der Meterware = 130 cm. Unidad, en metros cuadrados. Por metro, ancho 130 cm.

78. Enhet kvadratmeter. Metervarans bredd = 145 cm. Unit: Square metres. Width of material = 145 cm. Unité, en mètres carrés. Au mètre, de largeur 145 cm. Einheit, Quadratmeter. Breite der Meterware = 145 cm. Unidad, en metros cuadrados. Por metro, ancho 145 cm.

81. Enhet kvadratmeter. Metervarans bredd = 140 cm. Unit: Square metres. Width of material = 140 cm. Unité, en mètres carrés. Au mètre, de largeur 140 cm. Einheit, Quadratmeter. Breite der Meterware = 140 cm. Unidad, en metros cuadrados. Por metro, ancho 140 cm.

82. Ersättes av motsvarande klädselmaterial i metervara. Replaced by the corresponding material sold by length. Remplacement de garniture correspondante en mètre. Wird durch das jetzige Bezugsmaterial in Metervare ersetzt. Sustituye el tapizado correspondiente vendido por metro.

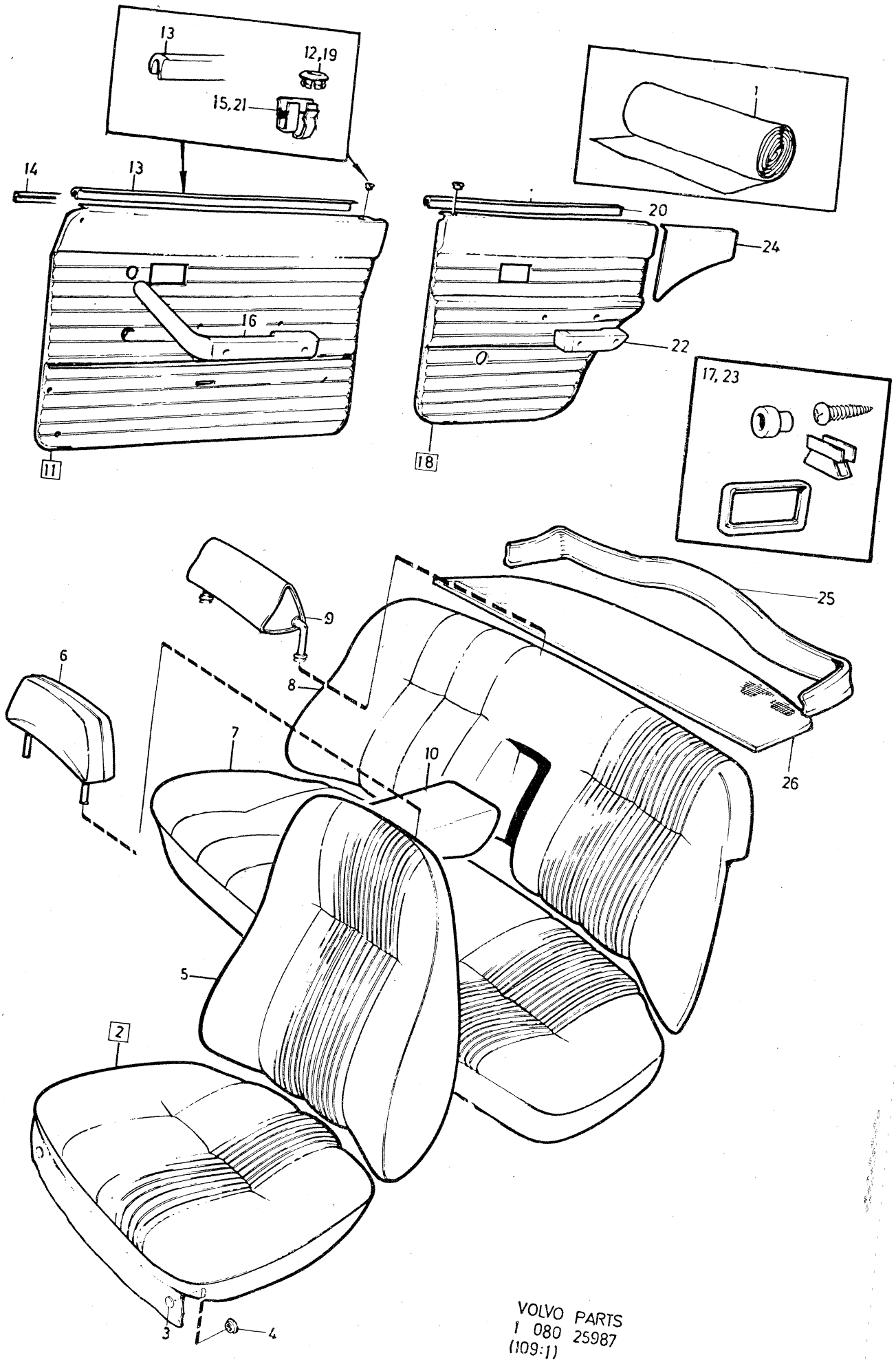

VOLVO PARTS
1 080 25987
(109:1)

Sida Page	Grupp Group	Innerklädsel 144, klädselkombination	Upholstery 144, upholstery combination	Illustration
262	8	768, 769, 770, 771	768, 769, 770, 771	25987 1979–11

	Pos. Fig.	Antal/Quantity 768	769	770	771	Artikel nr Part No	Benämning	Description	Sats Kit	B P S R	Anmärkning Notes	
		–	–	1	–	694488-8	Klädsel	Cover				0940
x		–	–	–	1	696302-9	Klädsel	Cover			(694489)	0960
	8	1	–	–	–	695517-3	Klädsel	Cover				0980
		–	1	–	–	695518-1	Klädsel	Cover				1000
		–	–	1	–	694351-8	Klädsel	Cover		8	82)	1020
		–	–	–	1	694353-4	Klädsel	Cover			(694353)	1040
	9	2	–	–	–	695547-0	Klädsel	Cover		8	82) ACC	1060
		–	2	2	2		Klädsel	Cover		8		1080
	10	1	–	–	–	695557-9	Klädsel	Cover				1100
		–	1	–	–	695558-7	Klädsel	Cover				1120
	11	1	–	–	–	694520-8	Dörrpanel, V	Door panel, L		8		1140
x		–	1	–	–	696450-6	Dörrpanel, V	Door panel, L			(695332)	1160
		–	–	1	–	694490-4	Dörrpanel, V	Door panel, L				1180
x		–	–	–	1	696450-6	Dörrpanel, V	Door panel, L			(694680)	1200
		1	–	–	–	694521-6	Dörrpanel, H	Door panel, R		8		1220
x		–	1	–	–	696452-2	Dörrpanel, H	Door panel, R			(695337)	1240
		–	–	1	–	694491-2	Dörrpanel, H	Door panel, R		8		1260
x		–	–	–	1	696452-2	Dörrpanel, H	Door panel, R			(694681)	1280
	12	2	2	2	2	677003-6	•Bussning	•Bushing				1300
	13	2	2	2	2	678198-3	•List	•Moulding				1320
	14	1	1	–	–	686781-6	•Prydnadslist, V	•Trim moulding, L				1340
		1	1	–	–	686782-4	•Prydnadslist, H	•Trim moulding, R				1360
	15	20	20	10	10	678201-5	•Clips	•Clip				1380
		–	–	8	8	942188-4	•Clips	•Clip				1400
	16	–	–	–	–		Armstöd	Arm rest			SE SIDA 384, 4-I11	1420
	17	–	–	–	–		Monteringsdetaljer	Installation components			SE SIDA 376, 4-I03	1440 1460
	18	1	–	–	–	694530-7	Dörrpanel, V	Door panel, L		8		1480
x		–	1	–	–	696454-8	Dörrpanel, V	Door panel, L			(695342)	1500
		–	–	1	–	694682-6	Dörrpanel, V	Door panel, L				1520
x		–	–	–	1	696454-8	Dörrpanel, V	Door panel, L			(694641)	1540
		1	–	–	–	694531-5	Dörrpanel, H	Door panel, R		8		1560
x		–	1	–	–	696456-3	Dörrpanel, H	Door panel, R			(695347)	1580
		–	–	1	–	694683-4	Dörrpanel, H	Door panel, R		8		1600
x		–	–	–	1	696456-3	Dörrpanel, H	Door panel, R			(694642)	1620
	19	2	2	2	2	677003-6	•Bussning	•Bushing				1640
	20	2	2	2	2	678199-1	•List	•Moulding				1660
	21	16	16	12	12	678201-5	•Clips	•Clip				1680
		–	–	10	10	942188-4	•Clips	•Clip				1700
	22	–	–	–	–		Armstöd	Arm rest			SE SIDA 384, 4-I11	1720
	23	–	–	–	–		Monteringsdetaljer	Installation components				1740 1760
	24	1	–	–	–	694540-6	Panel, V	Panel, L		8		1780
x		–	1	–	1	696458-9	Panel, V	Panel, L			(695352)	1800
		–	–	1	–	694643-8	Panel, V	Panel, L		8		1820
		1	–	–	–	694541-4	Panel, H	Panel, R		8		1840
x		–	1	–	1	697821-7	Panel, H	Panel, R			(696460)	1860
		–	–	1	–	694644-6	Panel, H	Panel, R		8		1880
	25	1	1	1	1	682968-3	Panel	Panel				1900
	26	1	–	–	–	697105-5	Matta	Mat			(694741)	1920
		–	1	–	–	697107-1	Matta	Mat			ERS AV 1264913–3	1940
		–	–	1	–	693500-1	Matta	Mat			TID UTF	1960
											ERS AV 1264913–3	1980
		–	–	1	–	1210876-7	Matta	Mat			SEN UTF	2000
											ERS AV 1264913–3	2020
x		–	–	1	–	1264885-3	Matta	Mat			USA, CAN SEN UTF	2040
											(1224392)	2060
		–	–	–	1	693500-1	Matta	Mat			ERS AV 1264885–3	2080

82. Ersättes av motsvarande klädselmaterial i metervara. Replaced by the corresponding material sold by length. Remplacement de garniture correspondante en mètre. Wird durch das jetzige Bezugsmaterial in Metervare ersetzt. Sustituye el tapizado correspondiente vendido por metro.

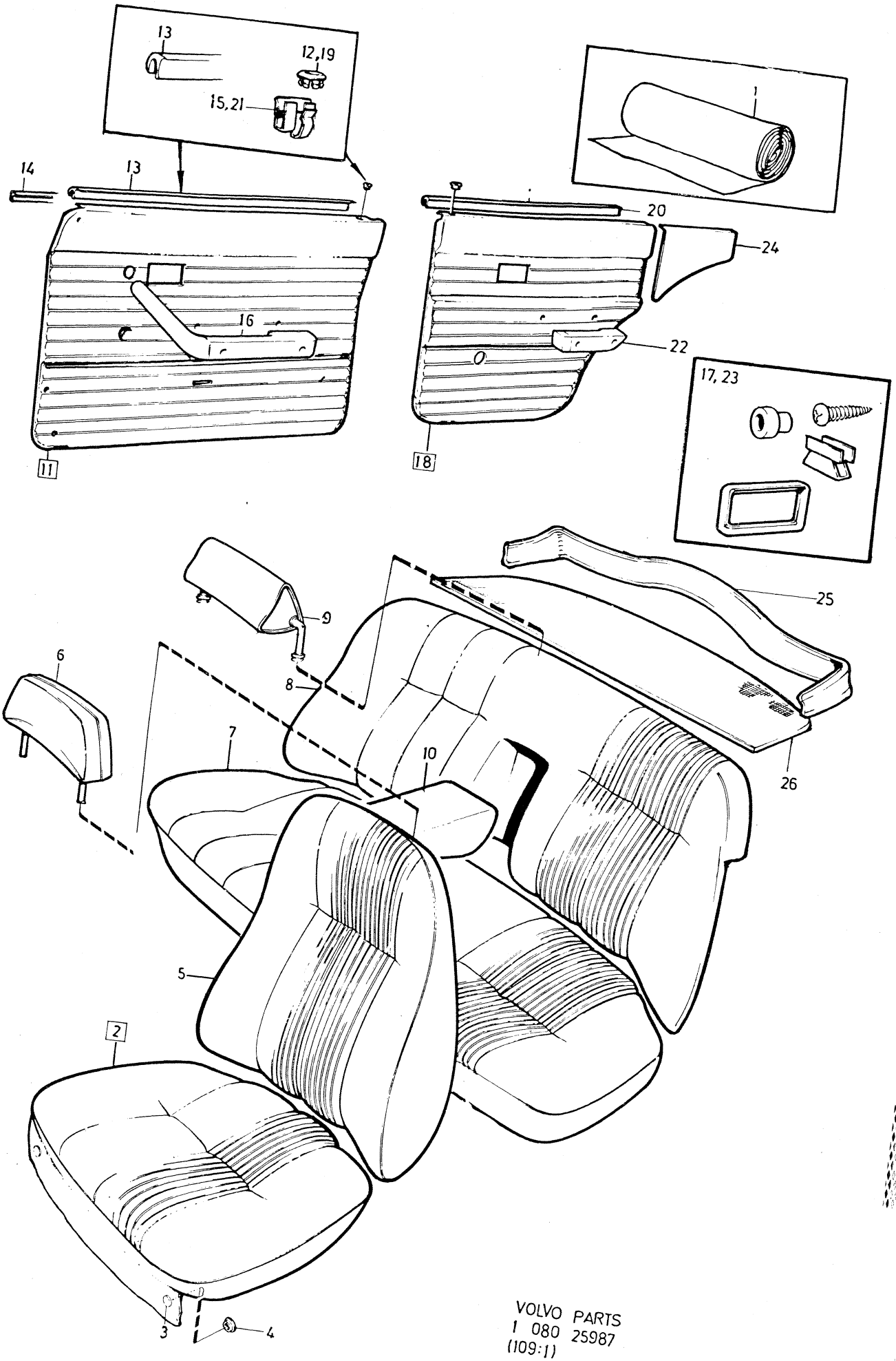

VOLVO PARTS
1 080 25987
(109:1)

Sida / Page 264 | Grupp / Group 8 | Innerklädsel 144, klädselkombination 774 | Upholstery 144, upholstery combination 774 | Illustration 25987 1979–11 | 3000

Pos. Fig.	Antal/Quantity 774				Artikel nr Part No	Benämning	Description	Sats Kit	B P S R	Anmärkning Notes	
1	ERF	–	–	–		Läder, svart	Leather, black		8		0020
	ERF	–	–	–	99949-0	Vävplast, svart	Plastic–coated fabric, black		8	METERVARA	0040 0060
						Produktskylten stämplad 774–729	Designation plate stamped 774–729				0080 0100 0120
x 2	2	–	–	–	697880-3	Klädsel	Cover			(694750)	0140
3	12	–	–	–	94944-6	•Knapp	•Button				0160
4	12	–	–	–	94945-3	•Hållare	•Retainer				0180
5	2	–	–	–	694751-9	Klädsel	Cover		8		0200
6	2	–	–	–	694891-3	Klädsel	Cover		8		0220
7	1	–	–	–	694773-3	Klädsel	Cover		8		0240
x 8	1	–	–	–	697883-7	Klädsel, V	Cover, L			(694774)	0260
x	1	–	–	–	697884-5	Klädsel, H	Cover, R			(694766)	0280
9	–	–	–	–							0300
x 10	1	–	–	–	697885-2	Klädsel	Cover			(694797)	0320
x 11	1	–	–	–	696450-6	Dörrpanel, V	Door panel, L			(695332)	0340
x	1	–	–	–	696452-2	Dörrpanel, H	Door panel, R			(695337)	0360
12	2	–	–	–	677003-6	•Bussning	•Bushing				0380
13	2	–	–	–	678198-3	•List	•Moulding				0400
14	1	–	–	–	686781-6	•Prydnadslist, V	•Trim moulding, L				0420
	1	–	–	–	686782-4	•Prydnadslist, H	•Trim moulding, R				0440
15	20	–	–	–	678201-5	•Clips	•Clip				0460
16	–	–	–	–		Armstöd	Arm rest			SE SIDA 384, 4-I11	0480
17	–	–	–	–		Monteringsdetaljer	Installation components			SE SIDA 376, 4-I03	0500 0520
x 18	1	–	–	–	696454-8	Dörrpanel, V	Door panel, L			(695342)	0540
x	1	–	–	–	696456-3	Dörrpanel, H	Door panel, R			(695347)	0560
19	2	–	–	–	677003-6	•Bussning	•Bushing				0580
20	2	–	–	–	678199-1	•List	•Moulding				0600
21	16	–	–	–	678201-5	•Clips	•Clip				0620
22	–	–	–	–		Armstöd	Arm rest			SE SIDA 384, 4-I11	0640
23	–	–	–	–		Monteringsdetaljer	Installation components			SE SIDA 376, 4-I03	0660 0680
x 24	1	–	–	–	696458-9	Panel, V	Panel, L			(695352)	0700
x	1	–	–	–	697821-7	Panel, H	Panel, R			(696460)	0720
25	1	–	–	–	682968-3	Panel	Panel				0740
26	1	–	–	–	697107-1	Matta	Mat			ERS AV 1264913–3	0760

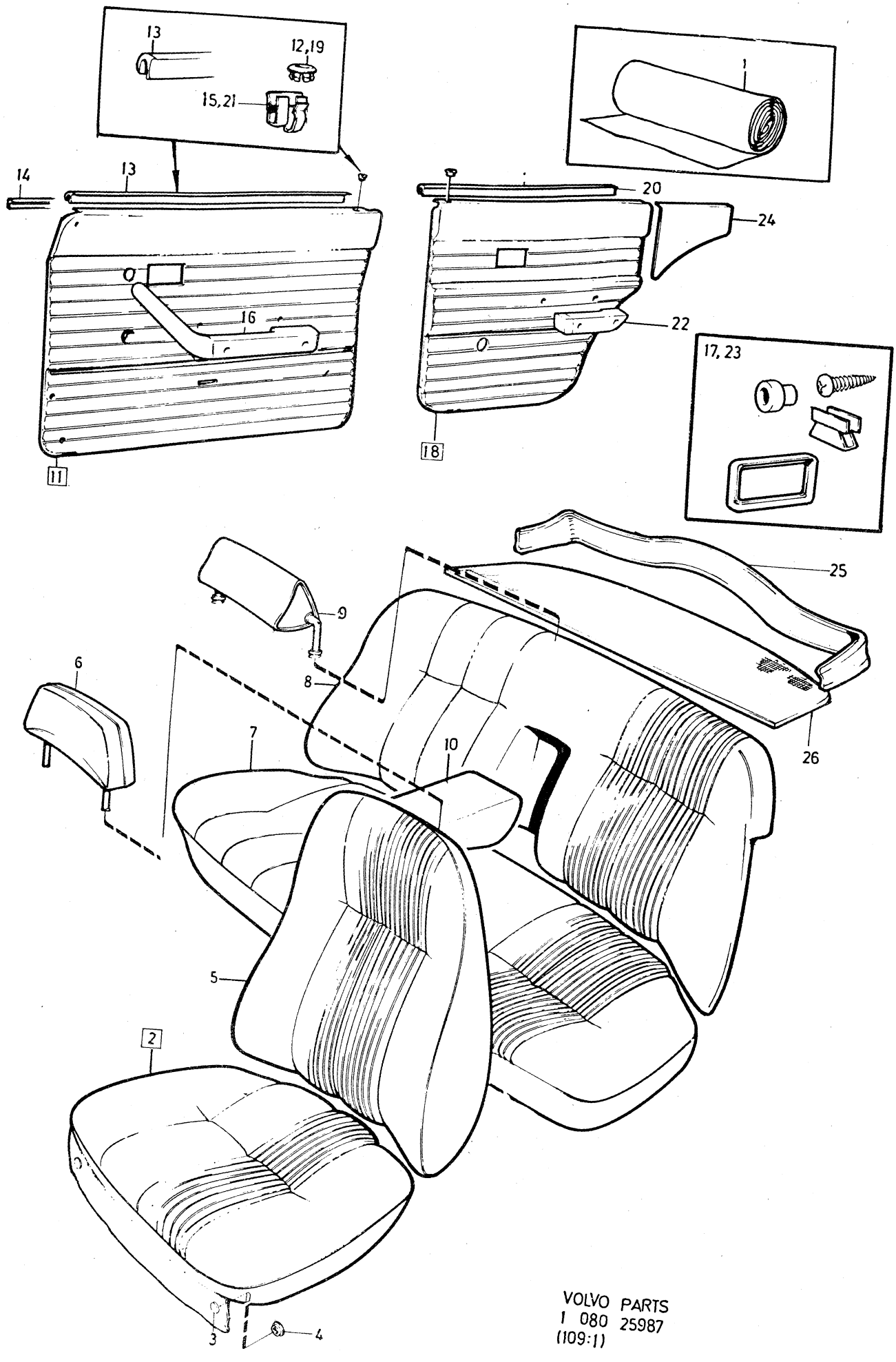

VOLVO PARTS
1 080 25987
(109:1)

Sida Page	Grupp Group	Innerklädsel 144, klädselkombination	Upholstery 144, upholstery combination	Illustration
266	8	758, 766, 775, 776	758, 766, 775, 776	3050 26003 1979–11

	Pos. Fig.	Antal/Quantity 758	766	775	776	Artikel nr Part No	Benämning	Description	Sats Kit	BPSR	Anmärkning Notes	
x	1	ERF	–	–	–	699419-8	Trikåplast, svart	Plastic–coated fabric, elastic, black			1) METERVARA (699067)	0020 0040
		ERF	–	–	–	699014-7	Vävplast, svart	Plastic–coated fabric, black			METERVARA ERS AV 699419–8	0060 0080
							Produktskylten stämplad 758–783	Designation plate stamped 758–783				0100 0120 0140
		–	ERF	–	–		Läder, svart	Leather, black		8		0160
x		–	ERF	–	–	699419-8	Vävplast, svart	Plastic–coated fabric, black			1) METERVARA (99949)	0180 0200
							Produktskylten stämplad 766–784	Designation plate stamped 766–784				02[illegible] 0[illegible] 0260
		–	–	ERF	–	699001-4	Tyg, blått	Material, blue			76) METERVARA	0280
x		–	–	ERF	–	699224-2	Vävplast, blå	Plastic–coated fabric, elastic, blue			76) METERVARA (99955)	0300 0320
							Produktskylten stämplad 775–785	Designation plate stamped 775–785				03[illegible] 0[illegible] 0380
		–	–	–	ERF	699003-0	Tyg, rött	Material, red			76) METERVARA	0400
		–	–	–	ERF	699012-1	Vävplast, röd	Plastic–coated fabric, red			77) METERVARA	0420 0440
							Produktskylten stämplad 776–786	Designation plate stamped 776–786				0460 0480 0500
	2	2	–	–	–	695764-1	Klädsel	Cover				0520
x		–	2	–	–	697880-3	Klädsel	Cover			(694750)	0540
		–	–	2	–	695600-7	Klädsel	Cover			STD	0560
		–	–	2	–	649613-7	Klädsel	Cover			SPEC UTF S–1700, S–1701 S–1709, S–1710, S–1711, S–1712.	0580 0600 0620
		–	–	–	2	695754-2	Klädsel	Cover			STD	0640
		–	–	–	2	649617-8	Klädsel	Cover			SPEC UTF S–1700, S–1701, S–1712.	0660 0680
	3	12	12	12	12	94944-6	•Knapp	•Button				0700
	4	12	12	12	12	94945-3	•Hållare	•Retainer				0720
	5	2	–	–	–	695768-2	Klädsel	Cover				0740
x		–	2	–	–	697881-1	Klädsel	Cover		8	82)	07[illegible]
		–	–	2	–	695601-5	Klädsel	Cover			STD	0[illegible]
		–	–	2	–	649614-5	Klädsel	Cover			SPEC UTF S–1700, S–1701, S–1709, S–1710, S–1711, S–1712.	0800 0820 0840
		–	–	–	2	695758-3	Klädsel	Cover			STD	0860
		–	–	–	2	649618-6	Klädsel	Cover		8	82)	0880
	6	2	–	–	–	697319-2	Klädsel	Cover				0[illegible]
		–	2	–	–	697322-6	Klädsel	Cover				09[illegible]
		–	–	2	–	697316-8	Klädsel	Cover			STD	0940

1. Enhet kvadratmeter. Metervarans bredd = 150 cm. Unit: Square metres. Width of material = 150 cm. Unités, en mètres carrés. Au mètre de largeur 150 cm. Einheit, Quadratmeter. Breite der Meterware = 150 cm. Unidad, en metros cuadrados. Por metro, ancho 150 cm.

76. Enhet längdmeter. Metervarans bredd = 150 cm. Unit: Linear metre. Width of material = 150 cm. Unité, en mètres. Au mètre, de largeur 150 cm. Einheit, laufendes Meter. Breite der Meterware = 150 cm. Unidad, en metros. Por metro, ancho 150 cm.

77. Enhet kvadratmeter. Metervarans bredd = 130 cm. Unit: Square metres. Width of material = 130 cm. Unités, en mètres carrés. Au mètre de largeur 130 cm. Einheit, Quadratmeter. Breite der Meterware = 130 cm. Unidad, en metros cuadrados. Por metro, ancho 130 cm.

82. Ersättes av motsvarande klädselmaterial i metervara. Replaced by the corresponding material sold by length. Remplacement de garniture correspondante en mètre. Wird durch das jetzige Bezugsmaterial in Metervare ersetzt. Sustituye el tapizado correspondiente vendido por metro.

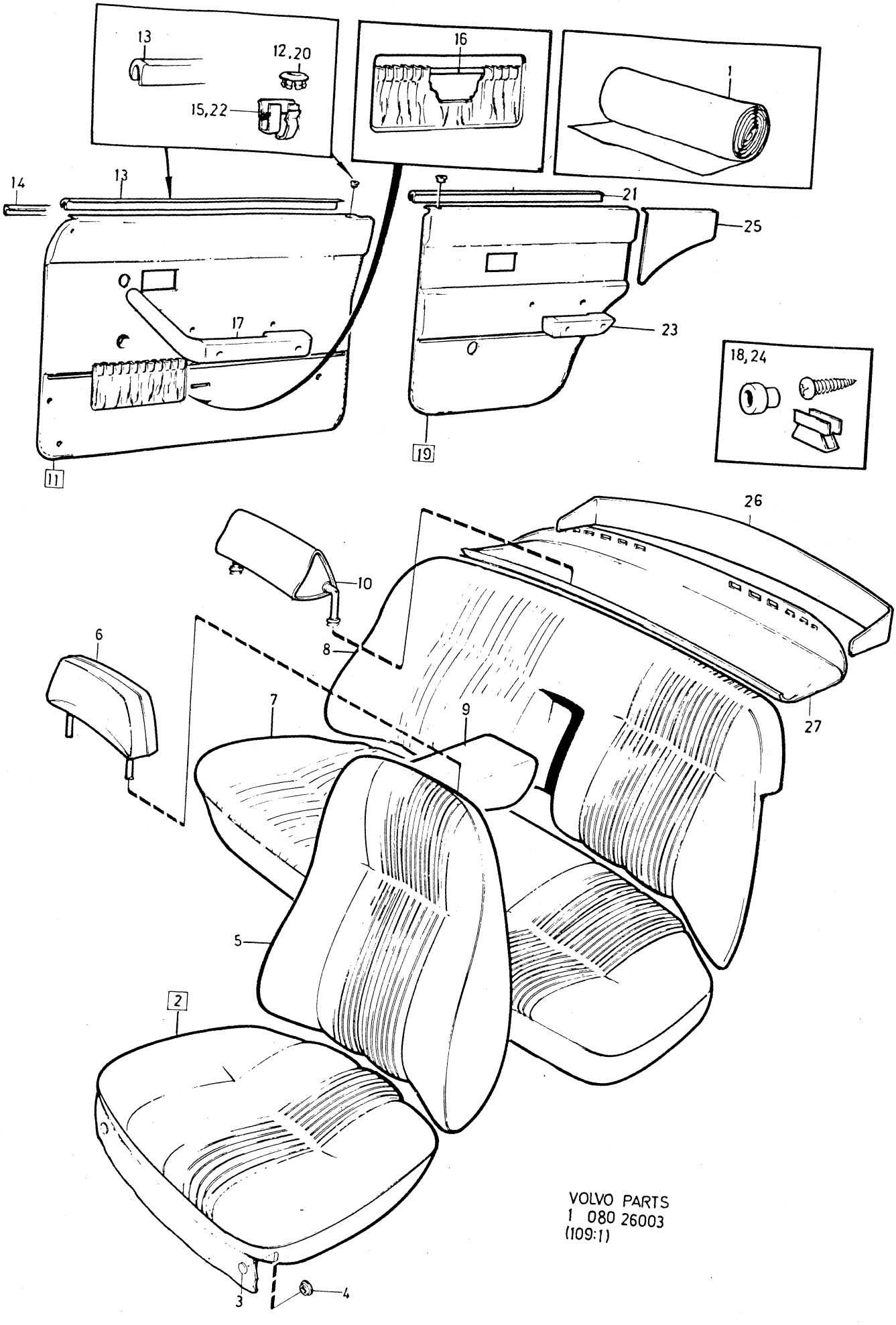

VOLVO PARTS
1 080 26003
(109:1)

Sida Page	Grupp Group	Innerklädsel 144, klädselkombination	Upholstery 144, upholstery combination	Illustration
268	8	758, 766, 775, 776	758, 766, 775, 776	1979–11

	Pos. Fig.	Antal/Quantity 758	766	775	776	Artikel nr Part No	Benämning	Description	Sats Kit	BPSR	Anmärkning Notes	
		–	–	2	–	649834-9	Klädsel	Cover		8	82) SPEC UTF S–1700,	0960
											S–1701, S–1709, S–1710	0980
											S–1711, S–1712	1000
		–	–	–	2	697317-6	Klädsel	Cover			STD	1020
		–	–	–	2	649652-5	Nackskydd med klädsel	Head restraint with cover		8	82) SPEC UTF S–1700,	1040
											S–1701, S–1702	1060
	7	1	–	–	–	695780-7	Klädsel	Cover		8	82)	1080
x		–	1	–	–	697882-9	Klädsel	Cover		8	82)	1100
		–	–	1	–	695602-3	Klädsel	Cover			STD	1120
x		–	–	1	–	649819-0	Klädsel	Cover		8	82) SPEC UTF S–1700,	1140
											S–1701, S–1709, S–1710	1160
											S–1711, S–1712	
											S–1709, S–1710, S–1711	1200
		–	–	–	1	695770-8	Klädsel	Cover			STD	1220
x		–	–	–	1	649817-4	Klädsel	Cover			SPEC UTF S–1700,	1240
											S–1701, S–1712	1260
											(649634)	1280
	8	1	–	–	–	695784-9	Klädsel	Cover		8	82)	
x		–	1	–	–	697883-7	Klädsel, V	Cover, L			(694774)	1320
x		–	1	–	–	697884-5	Klädsel, H	Cover, H			(694766)	1340
		–	–	1	–	695603-1	Klädsel	Cover			STD	1360
		–	–	1	–	649820-8	Klädsel	Cover		8	82) SPEC UTF S–1700,	1380
											S–1701, S–1709, S–1710	1400
											S–1711, S–1712.	1420
		–	–	–	1	695774-0	Klädsel	Cover		8	82) STD	1440
		–	–	–	1	649818-2	Klädsel	Cover		8	82) SPEC UTF S–1700,	1460
											S–1701, S–1712	1480
	9	1	–	–	–	695558-7	Klädsel	Cover				1500
x		–	1	–	–	697885-2	Klädsel	Cover			(694797)	1520
		–	–	1	–	694458-1	Klädsel	Cover		8	82)	1540
		–	–	–	1	694460-7	Klädsel	Cover		8	82)	1560
	10	2	2	–	–		Klädsel	Cover		8		1580
		–	–	2	–	695549-6	Klädsel	Cover		8	82) ACC	1600
		–	–	–	2	695550-4	Klädsel	Cover		8	82) ACC	1620
x	11	1	1	–	–	696450-6	Dörrpanel, V	Door panel, L			(695820)	1640
x		–	–	1	–	696259-1	Dörrpanel, V	Door panel, L			STD (695619)	1660
		–	–	1	–	649829-9	Dörrpanel, V	Door panel, L		8	SPEC UTF S–1700,	1680
											S–1701, S–1709, S–1710	1700
											S–1711, S–1712.	
		–	–	–	1	695818-5	Dörrpanel, V	Door panel, L			STD	1740
		–	–	–	1	649825-7	Dörrpanel, V	Door panel, L		8	SPEC UTF S–1700,	1760
											S–1701, S–1712.	1780
x		1	1	–	–	696452-2	Dörrpanel, H	Door panel, R			(695824)	1800
x		–	–	1	–	696260-9	Dörrpanel, H	Door panel, R			STD (695620)	1820
		–	–	1	–	649830-7	Dörrpanel, H	Door panel, R			SPEC UTF S–1700, S–1701,	
											S–1709, S–1710, S–1711,	1860
											S–1712. (649658)	1880
x		–	–	–	1	696366-4	Dörrpanel, H	Door panel, R			STD (695822)	1900
		–	–	–	1	649654-1	Dörrpanel, H	Door panel, R		8	SPEC UTF S–1700	1920
											S–1701, S–1712.	1940
	12	2	2	2	2	677003-6	•Bussning	•Bushing				1960
	13	2	2	2	2	678198-3	•List	•Moulding				1980
	14	1	1	1	1	686781-6	•Prydnadslist, V	•Trim moulding, L				2000
		1	1	1	1	686782-4	•Prydnadslist, H	•Trim moulding, R				2020
	15	20	20	20	20	678201-5	•Clips	•Clip				2040
x	16	2	2	2	2	1224099-0	•Resårband	•Rubber strap			(13391)	2060
	17	–	–	–	–		Armstöd	Arm rest			SE SIDA 384, 4-I11	2080

82. Ersättes av motsvarande klädselmaterial i metervara. Replaced by the corresponding material sold by length. Remplacement de garniture correspondante en mètre. Wird durch das jetzige Bezugsmaterial in Metervare ersetzt. Sustituye el tapizado correspondiente vendido por metro.

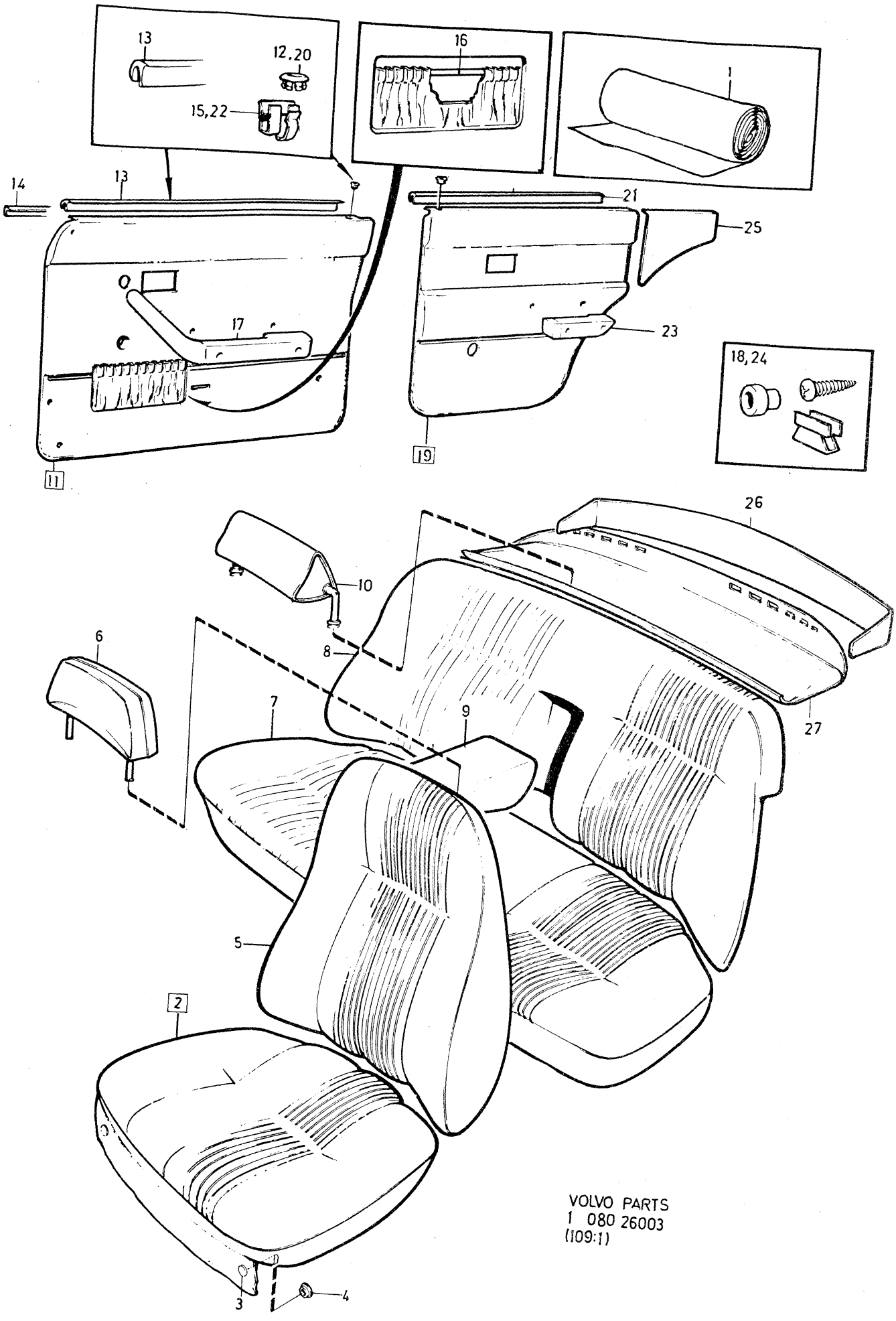

VOLVO PARTS
1 080 26003
(109:1)

Sida Page	Grupp Group	Innerklädsel 144, klädselkombination	Upholstery 144, upholstery combination	Illustration
270	8	758, 766, 775, 776	758, 766, 775, 776	26003 1979–11

	Pos. Fig.	Antal/Quantity 758	766	775	776	Artikel nr Part No	Benämning	Description	Sats Kit	B P S R	Anmärkning Notes	
	18	–	–	–	–		Monteringsdetaljer	Installation components			SE SIDA 376, 4-I03	2100 2120
x	19	1	1	–	–	696454-8	Dörrpanel, V	Door panel, L			(695828)	2140
x		–	–	1	–	696261-7	Dörrpanel, V	Door panel, L			STD (695621)	2160
		–	–	1	–	649659-0	Dörrpanel, V	Door panel, L		8	SPEC UTF S–1700, S–1701, S–1709, S–1710 S–1711, S–1712	2180 2200 2220
x		–	–	–	1	696367-2	Dörrpanel, V	Door panel, L			STD (695826)	2240
		–	–	–	1	649655-8	Dörrpanel, V	Door panel, L		8	SPEC UTF S–1700, S–1701, S–1712	2260 2280
x		1	1	–	–	696456-3	Dörrpanel, H	Door panel, R			(695832)	0
x		–	–	1	–	696262-5	Dörrpanel, H	Door panel, R			STD (695622)	2320
x		–	–	1	–	649832-3	Dörrpanel, H	Door panel, R			SPEC UTF S–1700, S–1701, S–1709, S–1710 S–1711, S–1712. (649660)	2340 2360 2380 2400
		–	–	–	1	695830-0	Dörrpanel, H	Door panel, R			STD	0
		–	–	–	1	649656-6	Dörrpanel, H	Door panel, R		8	SPEC UTF S–1700, S–1701, S–1712.	2440 2460
	20	2	2	2	2	677003-6	•Bussning	•Bushing				2480
	21	2	2	2	2	678199-1	•List	•Moulding				2500
	22	16	16	16	16	678201-5	•Clips	•Clip				2520
	23	–	–	–	–		Armstöd	Arm rest			SE SIDA 384, 4-I11	2540
	24	–	–	–	–		Monteringsdetaljer	Installation components			SE SIDA 376, 4-I03	2560 2580
x	25	1	1	–	–	696458-9	Panel, V	Panel, L			(695352)	2600
x		–	–	1	–	696263-3	Panel, V	Panel, L			(694534)	2620
x		–	–	–	1	696390-4	Panel, V	Panel, L			(694538)	2640
x		1	1	–	–	697821-7	Panel, H	Panel, R			(696460)	2660
x		–	–	1	–	696264-1	Panel, H	Panel, R			(694535)	2680
x		–	–	–	1	696391-2	Panel, H	Panel, R			(694539)	2700
	26	1	1	1	1	682968-3	Panel	Panel			TID UTF	2720
x	27	1	–	–	1	1264913-3	Panel	Panel			(1210875)	2740
		1	–	–	1	1221325-2	Panel	Panel			USA, CAN SEN UTF ERS AV 1264885–3	2760 2780
		–	1	–	–	1210876-7	Panel	Panel			ERS AV 1264885–3	2800
		–	1	–	–	1221327-8	Panel	Panel			USA, CAN SEN UTF ERS AV 1264885–3	2820
		–	–	1	–	1210874-2	Panel	Panel			(697104)	2860
		–	–	1	–	1221326-0	Panel	Panel			USA, CAN SEN UTF ERS AV 1264885–3	2880 2900

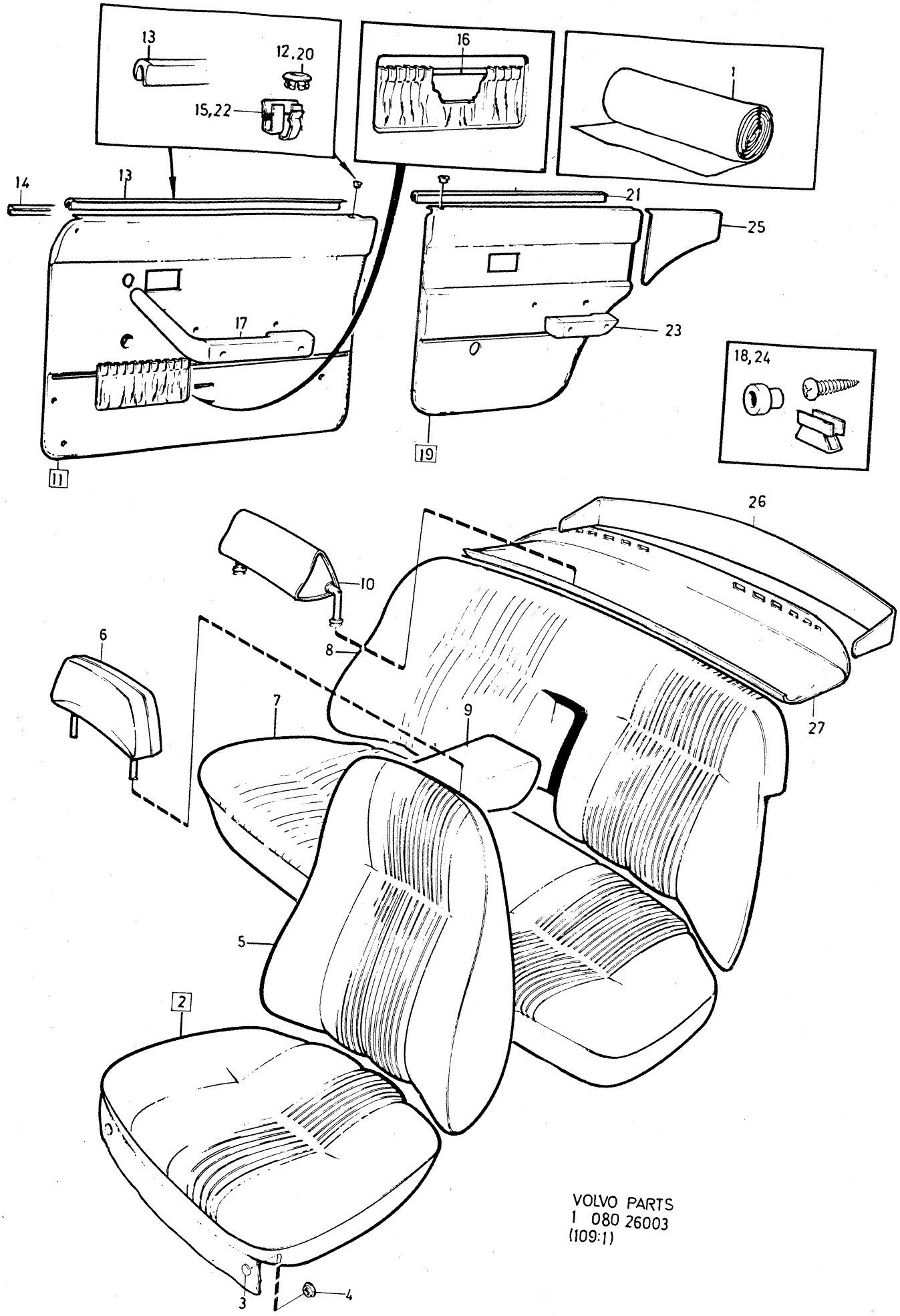

VOLVO PARTS
1 080 26003
(109:1)

Sida Page	Grupp Group	Innerklädsel 144, klädselkombination	Upholstery 144, upholstery combination	Illustration
272	8	778–781	778–781	3100 26003 1979–11

	Pos. Fig.	Antal/Quantity 778	779	780	781	Artikel nr Part No	Benämning	Description	Sats Kit	B P S R	Anmärkning Notes	
	1	ERF	–	–	–	699005-5	Tyg, brunt	Material, brown			76) METERVARA	0020
x		ERF	–	–	–	699419-8	Vävplast, svart	Plastic–coated fabric, elastic, black			1) METERVARA (699014)	0040 0060
							Produktskylten stämplad 778–787	Designation plate stamped 778–787				0080 0100 0120
		–	ERF	–	–	699138-4	Tyg, grönt	Material, green		8	METERVARA	0140
		–	ERF	–	–	699139-2	Vävplast, grön	Plastic–coated fabric, green			77) METERVARA	0160 0180
							Produktskylten stämplad 779–788	Designation plate stamped 779–788				0200 0240
x		–	–	ERF	–	699224-2	Trikåplast, blå	Plastic–coated fabric, elastic, blue			76) METERVARA (99953)	0260 0280
		–	–	ERF	–	99955-7	Vävplast, blå	Plastic–coated fabric, blue			METERVARA ERS AV 699224–2	0300 0320
							Produktskylten stämplad 780–789	Designation plate stamped 780–789				0360 0380
		–	–	–	ERF	699065-9	Trikåplast, röd	Plastic–coated fabric, elastic, red			78) METERVARA	0400 0420
		–	–	–	ERF	699012-1	Vävplast, röd	Plastic–coated fabric, red			77) METERVARA	0440 0460
							Produktskylten stämplad 781–790	Designation plate stamped 781–790				0480 0500 0520
	2	2	–	–	–	695756-7	Klädsel	Cover				0540
		–	2	–	–	695757-5	Klädsel	Cover				0560
		–	–	2	–	695612-2	Klädsel	Cover				0580
		–	–	–	2	695762-5	Klädsel	Cover				0600
	3	12	12	12	12	94944-6	•Knapp	•Button				0620
	4	12	12	12	12	94945-3	•Hållare	•Retainer				0640
	5	2	–	–	–	695760-9	Klädsel	Cover				0660
		–	2	–	–	695761-7	Klädsel	Cover				0680
		–	–	2	–	695613-0	Klädsel	Cover		8	82)	0700
		–	–	–	2	695766-6	Klädsel	Cover		8	82)	0720
	6	2	–	–	–	697319-2	Klädsel	Cover				0740
		–	2	–	–	697320-0	Klädsel	Cover				0760
		–	–	2	–	697316-8	Klädsel	Cover				0780
		–	–	–	2	697317-6	Klädsel	Cover				0800
	7	1	–	–	–	695772-4	Klädsel	Cover				0820
		–	1	–	–	695773-2	Klädsel	Cover		8	82)	0840
		–	–	1	–	695614-8	Klädsel	Cover		8	82)	0860
		–	–	–	1	695778-1	Klädsel	Cover		8	82)	0880
	8	1	–	–	–	695776-5	Klädsel	Cover				0900
		–	1	–	–	695777-3	Klädsel	Cover				0920

1. Enhet kvadratmeter. Metervarans bredd = 150 cm. Unit: Square metres. Width of material = 150 cm. Unités, en mètres carrés. Au mètre de largeur 150 cm. Einheit, Quadratmeter. Breite der Meterware = 150 cm. Unidad, en metros cuadrados. Por metro, ancho 150 cm.

76. Enhet längdmeter. Metervarans bredd = 150 cm. Unit: Linear metre. Width of material = 150 cm. Unité, en mètres. Au mètre, de largeur 150 cm. Einheit, laufendes Meter. Breite der Meterware = 150 cm. Unidad, en metros. Por metro, ancho 150 cm.

77. Enhet kvadratmeter. Metervarans bredd = 130 cm. Unit: Square metres. Width of material = 130 cm. Unités, en mètres carrés. Au mètre de largeur 130 cm. Einheit, Quadratmeter. Breite der Meterware = 130 cm. Unidad, en metros cuadrados. Por metro, ancho 130 cm.

78. Enhet kvadratmeter. Metervarans bredd = 145 cm. Unit: Square metres. Width of material = 145 cm. Unité, en mètres carrés. Au mètre, de largeur 145 cm. Einheit, Quadratmeter. Breite der Meterware = 145 cm. Unidad, en metros cuadrados. Por metro, ancho 145 cm.

82. Ersättes av motsvarande klädselmaterial i metervara. Replaced by the corresponding material sold by length. Remplacement de garniture correspondante en mètre. Wird durch das jetzige Bezugsmaterial in Metervare ersetzt. Sustituye el tapizado correspondiente vendido por metro.

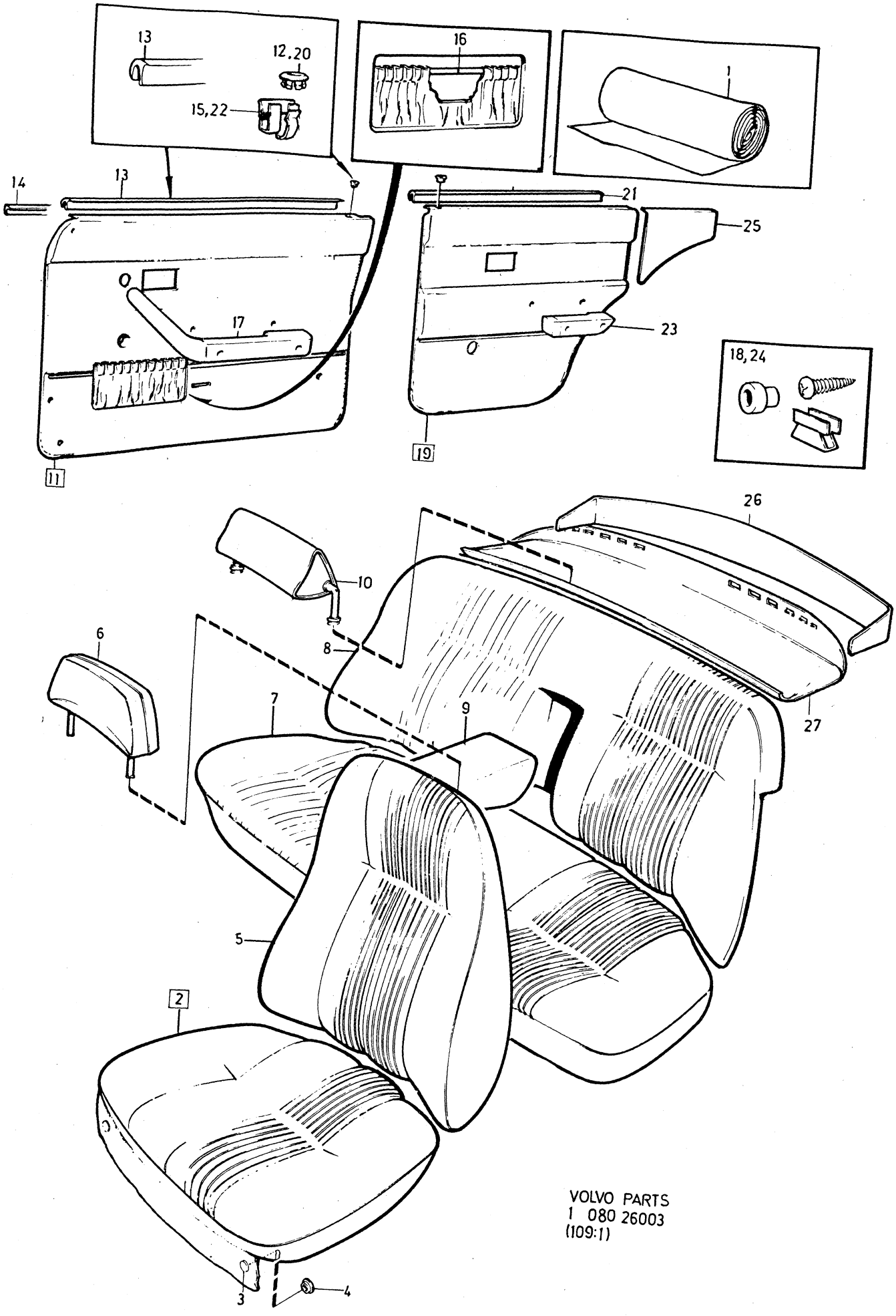

VOLVO PARTS
1 080 26003
(109:1)

Sida Page	Grupp Group	Innerklädsel 144, klädselkombination	Upholstery 144, upholstery combination	Illustration
274	8	778–781	778–781	3100 26003 1979–11

	Pos. Fig.	Antal/Quantity 778	779	780	781	Artikel nr Part No	Benämning	Description	Sats Kit	B P S R	Anmärkning Notes	
		–	–	1	–	695615-5	Klädsel	Cover		8	82)	0940
		–	–	–	1	695782-3	Klädsel	Cover		8	82)	0960
	9	1	–	–	–	694462-3	Klädsel	Cover		8	82)	0980
		–	1	–	–	695606-4	Klädsel	Cover				1000
		–	–	1	–	695554-6	Klädsel	Cover				1020
		–	–	–	1	695556-1	Klädsel	Cover		8	82)	1040
	10	2	–	–	–	695552-0	Klädsel	Cover		8	82) ACC	1060
		–	2	–	–	695661-9	Klädsel	Cover		8	82) ACC	1080
		–	–	2	–	695544-7	Klädsel	Cover		8	82) ACC	1100
		–	–	–	2	695546-2	Klädsel	Cover		8	82) ACC	1120
x	11	1	–	–	–	696450-6	Dörrpanel, V	Door panel, L			(695820)	1140
x		–	1	–	–	696781-4	Dörrpanel, V	Door panel, L			(695821)	1160
x		–	–	1	–	696259-1	Dörrpanel, V	Door panel, L			(695619)	1180
		–	–	–	1	695818-5	Dörrpanel, V	Door panel, L				1200
x		1	–	–	–	696452-2	Dörrpanel, H	Door panel, R			(695824)	1220
x		–	1	–	–	696782-2	Dörrpanel, H	Door panel, R			(695825)	1240
x		–	–	1	–	696260-9	Dörrpanel, H	Door panel, R			(695620)	1260
x		–	–	–	1	696366-4	Dörrpanel, H	Door panel, R			(695822)	1280
	12	2	2	2	2	677003-6	•Bussning	•Bushing				1300
	13	2	2	2	2	678198-3	•List	•Moulding				1320
	14	1	1	1	1	686781-6	•Prydnadslist, V	•Trim moulding, L				1340
		1	1	1	1	686782-4	•Prydnadslist, H	•Trim moulding, R				1360
	15	20	20	20	20	678201-5	•Clips	•Clip				1380
x	16	2	2	2	2	1224099-0	•Resårband	•Rubber strap			(13391)	1400
	17	–	–	–	–		Armstöd	Arm rest			SE SIDA 384, 4-I11	1420
	18	–	–	–	–		Monteringsdetaljer	Installation components			SE SIDA 376, 4-I03	1440 1460
x	19	1	–	–	–	696454-8	Dörrpanel, V	Door panel, L			(695828)	1480
x		–	1	–	–	696783-0	Dörrpanel, V	Door panel, L			(695829)	1500
x		–	–	1	–	696261-7	Dörrpanel, V	Door panel, L			(695621)	1520
x		–	–	–	1	696367-2	Dörrpanel, V	Door panel, L			(695826)	1540
x		1	–	–	–	696456-3	Dörrpanel, H	Door panel, R			(695832)	1560
x		–	1	–	–	696784-8	Dörrpanel, H	Door panel, R			(695833)	1580
x		–	–	1	–	696262-5	Dörrpanel, H	Door panel, R			(695622)	1600
		–	–	–	1	695830-0	Dörrpanel, H	Door panel, R				1620
	20	2	2	2	2	677003-6	•Bussning	•Bushing				1640
	21	2	2	2	2	678199-1	•List	•Moulding				1660
	22	16	16	16	16	678201-5	•Clips	•Clip				1680
	23	–	–	–	–		Armstöd	Arm rest			SE SIDA 384, 4-I11	1700
	24	–	–	–	–		Monteringsdetaljer	Installation components			SE SIDA 376, 4-I03	1720 1740
x	25	1	–	–	–	696458-9	Panel, V	Panel, L			(695352)	1760
x		–	1	–	–	696785-5	Panel, V	Panel, L		8	(695623)	1780
x		–	–	1	–	696263-3	Panel, V	Panel, L			(694534)	1800
x		–	–	–	1	696390-4	Panel, V	Panel, L			(694538)	1820
x		1	–	–	–	697821-7	Panel, H	Panel, R			(696460)	1840
x		–	1	–	–	696786-3	Panel, H	Panel, R		8	(695624)	1860
x		–	–	1	–	696264-1	Panel, H	Panel, R			(694535)	1880
x		–	–	–	1	696391-2	Panel, H	Panel, R			(694539)	1900
	26	1	1	1	1	682968-3	Panel	Panel			TID UTF	1920
	27	1	–	–	–	1210876-7	Panel	Panel			ERS AV 1264885-3	1940
		1	–	–	–	1221327-8	Panel	Panel			USA, CAN SEN UTF	1960
											ERS AV 1264885-3	1980
		–	1	–	–		Panel	Panel		8	TID UTF	2000
		–	1	–	–	1210878-3	Panel	Panel			SEN UTF	2020
		–	1	–	–	1221328-6	Panel	Panel			USA, CAN SEN UTF	2040
											ERS AV 1264885-3	2060
		–	–	1	–	1210874-2	Panel	Panel				2080

82. Ersättes av motsvarande klädselmaterial i metervara. Replaced by the corresponding material sold by length. Remplacement de garniture correspondante en mètre. Wird durch das jetzige Bezugsmaterial in Metervare ersetzt. Sustituye el tapizado correspondiente vendido por metro.

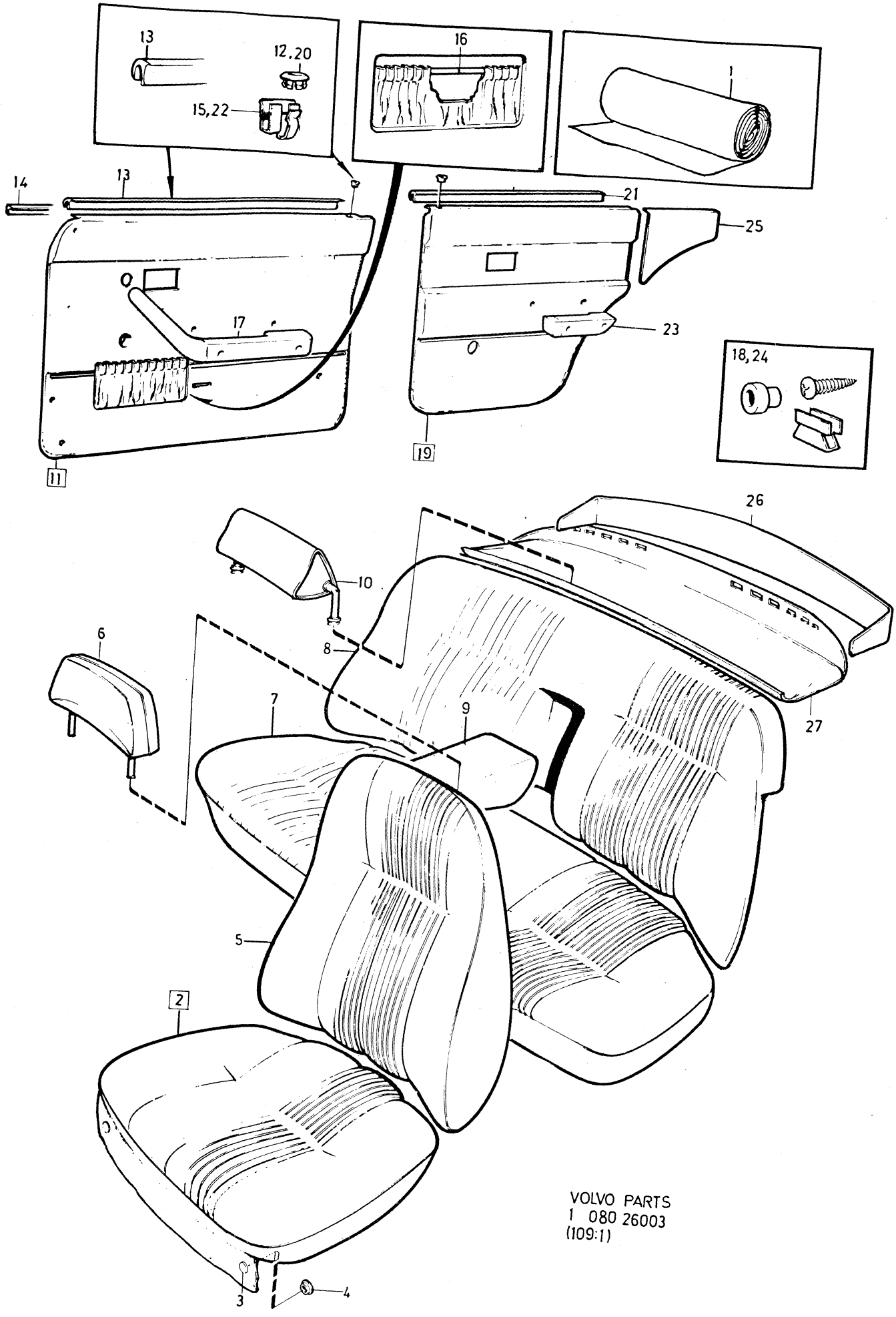

VOLVO PARTS
1 080 26003
(109:1)

Sida Page	Grupp Group	Innerklädsel 144, klädselkombination	Upholstery 144, upholstery combination	Illustration
276	8	778–781	778–781	26003 1979–11

3100

Pos. Fig.	Antal/Quantity 778	779	780	781	Artikel nr Part No	Benämning	Description	Sats Kit	B P S R	Anmärkning Notes	
	–	–	1	–	1221326-0	Panel	Panel			USA, CAN SEN UTF	2100
										ERS AV 1264885-3	2120
x	–	–	–	1	1264913-3	Panel	Panel			(1210875)	2140
	–	–	–	1	1221325-2	Panel	Panel			USA, CAN SEN UTF	2160
										ERS AV 1264885-3	2180

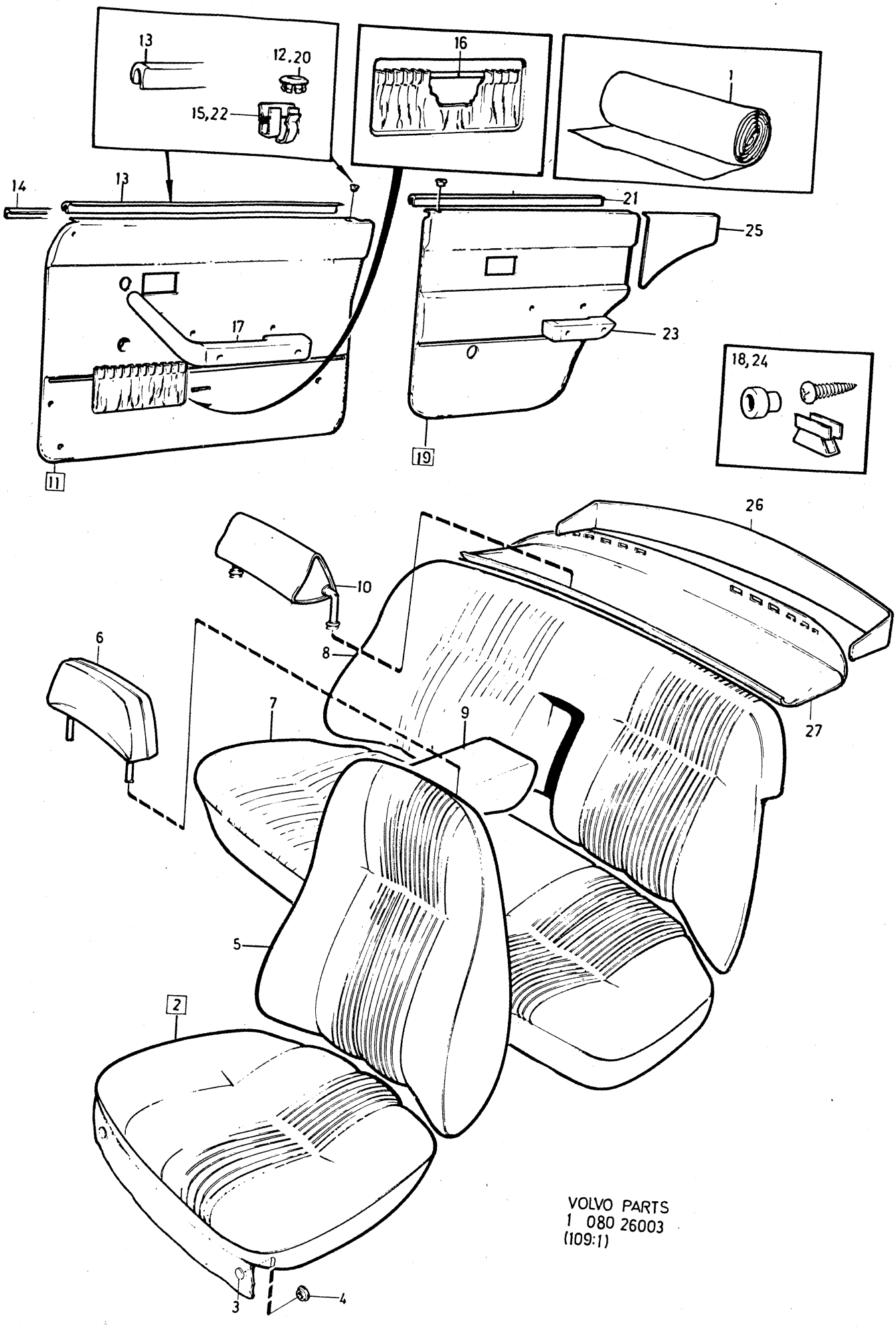

VOLVO PARTS
1 080 26003
(109:1)

Sida Page	Grupp Group	Innerklädsel 144, klädselkombination	Upholstery 144, upholstery combination	Illustration
278	8	783, 784, 786	738, 784, 786	1979–11

	Pos. Fig.	Antal/Quantity 783	784	786		Artikel nr Part No	Benämning	Description	Sats Kit	BPSR	Anmärkning Notes	
x	1	ERF	–	–	–	699419-8	Trikåplast, svart	Plastic–coated fabric, elastic, black			1) METERVARA (699067)	0020 0040
		ERF	–	–	–	699014-7	Vävplast, svart	Plastic–coated fabric, black			METERVARA	0060
							Produktskylten stämplad 783–791	Designation plate stamped 783–791			ERS AV 699419–8	0080 0100 0120 0140
		–	ERF	–	–	699141-8	Trikåplast, grön	Plastic–coated fabric, elastic, green		8	METERVARA	0160 0180
		–	ERF	–	–	699139-2	Vävplast, grön	Plastic–coated fabric, green			77) METERVARA	0200 0220
							Produktskylten stämplad 784–792	Designation plate stamped 784–792				0240 0260 0280
		–	–	ERF	–		Läder, svart	Leather, black		8		0300
x		–	–	ERF	–	699419-8	Trikåplast, svart	Plastic–coated fabric, elastic, black			1) METERVARA (99949)	0320 0340
							Produktskylten stämplad 786–793	Designation plate stamped 786–793				0360 0380 0400
	2	2	–	–	–	695764-1	Klädsel	Cover				0420
		–	2	–	–	695765-8	Klädsel	Cover		8	82)	0440
x		–	–	2	–	697880-3	Klädsel	Cover			(694750)	0460
	3	12	12	12	–	94944-6	•Knapp	•Button				0480
	4	12	12	12	–	94945-3	•Hållare	•Retainer				0500
	5	2	–	–	–	695768-2	Klädsel	Cover				0520
		–	2	–	–	695769-0	Klädsel	Cover		8	82)	0540
		–	–	2	–	694751-9	Klädsel	Cover		8	82)	0560
	6	2	–	–	–	697319-2	Klädsel	Cover				0580
		–	2	–	–	697320-0	Klädsel	Cover				0600
x		–	–	2	–	697808-4	Klädsel	Cover			(697322)	0620
	7	1	–	–	–	695780-7	Klädsel	Cover		8	82)	0640
		–	1	–	–	695781-5	Klädsel	Cover		8	82)	0660
		–	–	1	–	694773-3	Klädsel	Cover		8	82)	0680
	8	1	–	–	–	695784-9	Klädsel	Cover		8	82)	0700
		–	1	–	–	695785-6	Klädsel	Cover		8	82)	0720
x		–	–	1	–	697883-7	Klädsel, V	Cover, L			(694774)	0740
x		–	–	1	–	697884-5	Klädsel, H	Cover, R			(694766)	0760
	9	1	–	–	–	695558-7	Klädsel	Cover				0780
		–	1	–	–	695617-1	Klädsel	Cover		8	82)	0800
x		–	–	1	–	697885-2	Klädsel	Cover			(694797)	0820
	10	2	–	2	–		Klädsel	Cover		8	82) ACC	0840
		–	2	–	–	695605-6	Klädsel	Cover		8	82) ACC	0860
x	11	1	–	1	–	696450-6	Dörrpanel, V	Door panel, L			(695820)	0880
x		–	1	–	–	696781-4	Dörrpanel, V	Door panel, L			(695821)	0900
x		1	–	1	–	696452-2	Dörrpanel, H	Door panel, R			(695824)	0920
x		–	1	–	–	696782-2	Dörrpanel, H	Door panel, R			(695825)	0940
	12	2	2	2	–	677003-6	•Bussning	•Bushing				0960
	13	2	2	2	–	678198-3	•List	•Moulding				0980
	14	1	1	1	–	686781-6	•Prydnadslist, V	•Trim moulding, L				1000
		1	1	1	–	686782-4	•Prydnadslist, H	•Trim moulding, R				1020
	15	20	20	20	–	678201-5	•Clips	•Clip				1040

1. Enhet kvadratmeter. Metervarans bredd = 150 cm. Unit: Square metres. Width of material = 150 cm. Unités, en mètres carrés. Au mètre de largeur 150 cm. Einheit, Quadratmeter. Breite der Meterware = 150 cm. Unidad, en metros cuadrados. Por metro, ancho 150 cm.

77. Enhet kvadratmeter. Metervarans bredd = 130 cm. Unit: Square metres. Width of material = 130 cm. Unités, en mètres carrés. Au mètre de largeur 130 cm. Einheit, Quadratmeter. Breite der Meterware = 130 cm. Unidad, en metros cuadrados. Por metro, ancho 130 cm.

82. Ersättes av motsvarande klädselmaterial i metervara. Replaced by the corresponding material sold by length. Remplacement de garniture correspondante en mètre. Wird durch das jetzige Bezugsmaterial in Metervare ersetzt. Sustituye el tapizado correspondiente vendido por metro.

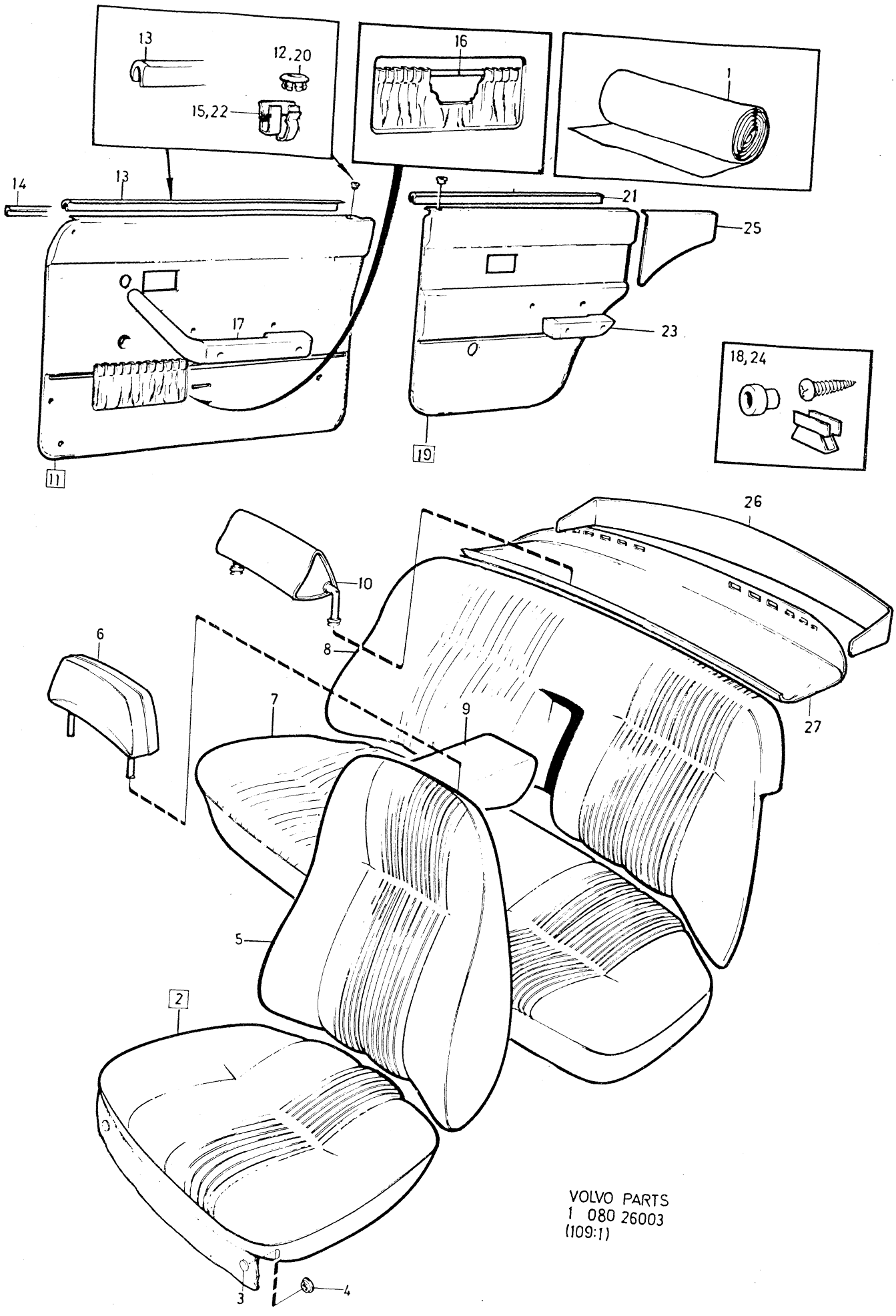

VOLVO PARTS
1 080 26003
(109:1)

Sida Page	Grupp Group	Innerklädsel 144, klädselkombination	Upholstery 144, upholstery combination	Illustration
280	8	783, 784, 786	738, 784, 786	3150 26003 1979–11

	Pos. Fig.	Antal/Quantity 783	784	786		Artikel nr Part No	Benämning	Description	Sats Kit	B P S R	Anmärkning Notes	
x	16	2	2	2	–	1224099-0	•Resårband	•Rubber strap			(13391)	1060
	17	–	–	–	–		Armstöd	Arm rest			SE SIDA 384, 4-I11	1080
	18	–	–	–	–		Monteringsdetaljer	Installation components			SE SIDA 376, 4-I03	1100 1120
x	19	1	–	1	–	696454-8	Dörrpanel, V	Door panel, L			(695828)	1140
x		–	1	–	–	696783-0	Dörrpanel, V	Door panel, L			(695829)	1160
x		1	–	1	–	696456-3	Dörrpanel, H	Door panel, R			(695832)	1180
x		–	1	–	–	696784-8	Dörrpanel, H	Door panel, R			(695833)	1200
	20	2	2	2	–	677003-6	•Bussning	•Bushing				1220
	21	2	2	2	–	678199-1	•List	•Moulding				1240
	22	16	16	16	–	678201-5	•Clips	•Clip				1[illegible]
	23	–	–	–	–		Armstöd	Arm rest			SE SIDA 384, 4-I11	1[illegible]
	24	–	–	–	–		Monteringsdetaljer	Installation components			SE SIDA 376, 4-I03	1300 1320
x	25	1	–	1	–	696458-9	Panel, V	Panel, L			(695352)	1340
		–	1	–	–	695623-9	Panel, V	Panel, L		8		1360
x		1	–	1	–	697821-7	Panel, H	Panel, R			(696460)	1[illegible]
x		–	1	–	–	696786-3	Panel, H	Panel, R			(695624)	1[illegible]
	26	1	1	1	–	682968-3	Panel	Panel			TID UTF	1420
	27	1	–	–	–	1210876-7	Panel	Panel			ERS AV 1264885–3	1440
		1	–	–	–	1221327-8	Panel	Panel			USA, CAN SEN UTF	1460
											ERS AV 1264885–3	1480
		–	1	–	–		Panel	Panel		8	TID UTF	1500
		–	1	–	–	1210878-3	Panel	Panel			SEN UTF	1520
		–	1	–	–	1221328-6	Panel	Panel			USA, CAN SEN UTF	1540
											ERS AV 1264885–3	1560
		–	–	1	–	1210874-2	Panel	Panel				1580
		–	–	1	–	1221326-0	Panel	Panel			USA, CAN SEN UTF	1600
											ERS AV 1264885–3	1620

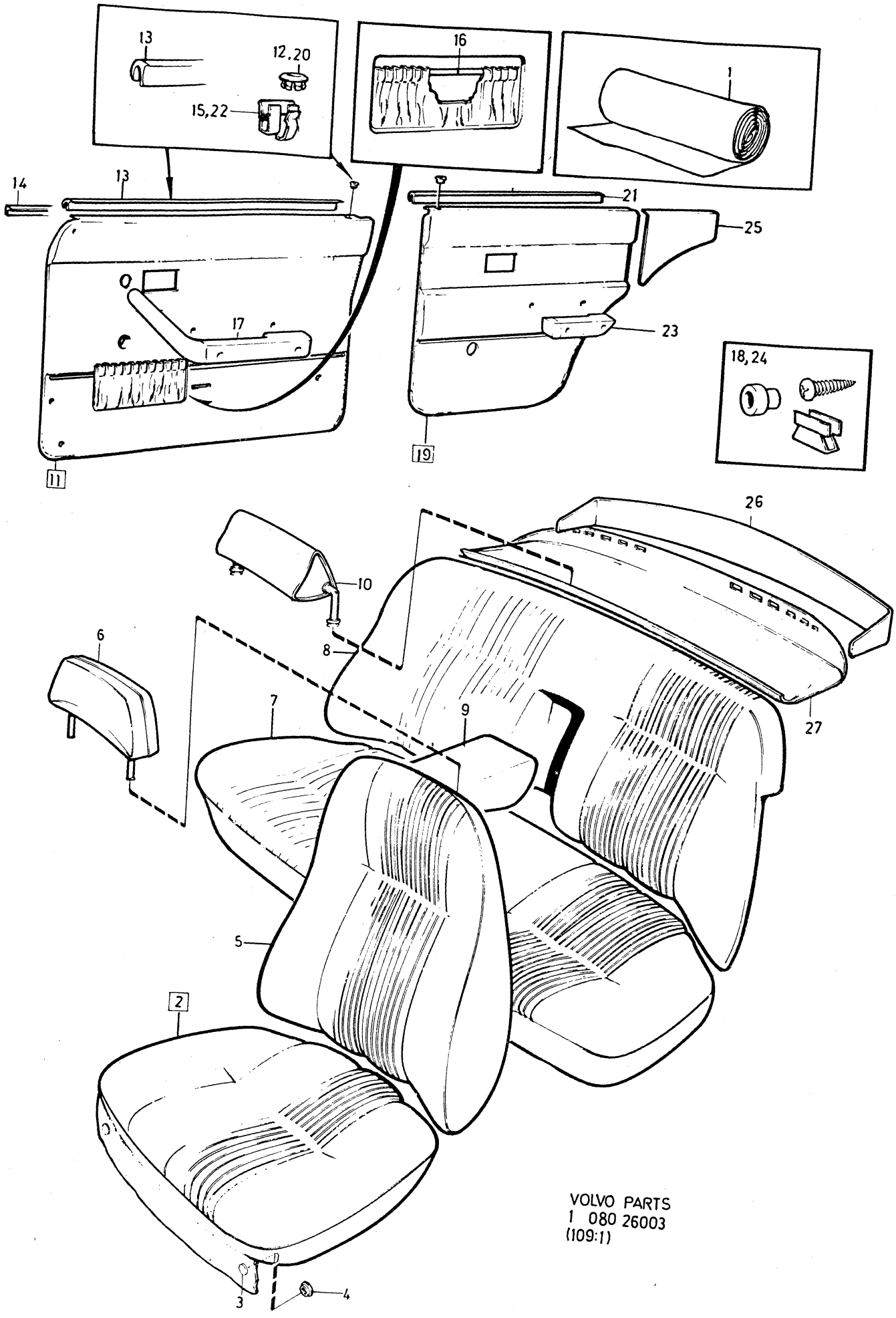

VOLVO PARTS
1 080 26003
(109:1)

Sida Page	Grupp Group	Innerklädsel 144 klädselkombination 914	Upholstery 144 upholstery combination 914	Illustration	3200
282	8			25985 1979–11	

Pos. Fig.	Antal/Quantity				Artikel nr Part No	Benämning	Description	Sats Kit	B P S R	Anmärkning Notes	
1	ERF	–	–	–		Läder, svart	Leather, black		8		0020
x	ERF	–	–	–	699419-8	Trikåplast, svart	Plastic–coated fabric, elastic, black			1) METERVARA (99949)	0040 0060
						Produktskylten stämplad 914	Designation plate stamped 914				0080 0100
											0120
x 2	2	–	–	–	697880-3	Klädsel	Cover			(694750)	0140
3	12	–	–	–	94944-6	•Knapp	•Button				0160
4	12	–	–	–	94945-3	•Hållare	•Retainer				0180
5	2	–	–	–	694751-9	Klädsel	Cover		8	82) TID UTF	0200
6	2	–	–	–	695165-1	Klädsel	Cover				0220
7	1	–	–	–	693601-7	Klädsel	Cover		8	82) TID UTF	0240
	1	–	–	–	695280-8	Klädsel	Cover		8	82) SEN UTF	0260
8	1	–	–	–	693602-5	Klädsel, V	Cover, L		8	82)	0280
	1	–	–	–	693603-3	Klädsel, H	Cover, R		8	82)	0300
9	1	–	–	–	693629-8	Klädsel	Cover		8	82)	0320
10	1	–	–	–	693655-3	Dörrpanel, V	Door panel, L		8		0340
	1	–	–	–	693656-1	Dörrpanel, H	Door panel, R		8		0360
11	2	–	–	–	677003-6	•Bussning	•Bushing				0380
12	2	–	–	–	678198-3	•List	•Moulding				0400
13	10	–	–	–	678201-5	•Clips	•Clip			A=12,7	0420
	8	–	–	–	942188-4	•Clips	•Clip			A=13	0440
14	1	–	–	–	684004-5	•Prydnadslist, V	•Trim moulding, L			ERS AV 1 ST 686781–6 5 ST 678201–5	0460 0480
	1	–	–	–	684005-2	•Prydnadslist, H	•Trim moulding, R			ERS AV 1 ST 686782–4 5 ST 678201–5	0500 0520
15	6	–	–	–	680730-9	•Clips	•Clip				0540
16	–	–	–	–		Armstöd	Arm rest			SE SIDA 384, 4-I11	0560
17	–	–	–	–		Monteringsdetaljer	Installation components			SE SIDA 376, 4-I03	0580 0600
18	1	–	–	–	693671-0	Dörrpanel, V	Door panel, L		8		0620
	1	–	–	–	693672-8	Dörrpanel, H	Door panel, R		8		0640
19	2	–	–	–	677003-6	•Bussning	•Bushing				0660
20	2	–	–	–	678199-1	•List	•Moulding				0680
21	12	–	–	–	678201-5	•Clips	•Clip			A=12,7	0700
	10	–	–	–	942188-4	•Clips	•Clip			A=13	0720
22	–	–	–	–		Armstöd	Arm rest			SE SIDA 384, 4-I11	0740
23	–	–	–	–		Monteringsdetaljer	Installation components			SE SIDA 376, 4-I03	0760 0780
x 24	1	–	–	–	697820-9	Panel, V	Panel, L			(693687)	0800
x	1	–	–	–	697821-7	Panel, H	Panel, R			(693688)	0820
25	1	–	–	–	682968-3	Panel	Panel				0840
26	1	–	–	–	693993-8	Matta	Mat		8		0860
	–	–	–	–							0880

1. Enhet kvadratmeter. Metervarans bredd= 150 cm. Unit: Square metres. Width of material= 150 cm. Unités, en mètres carrés. Au mètre de largeur 150 cm. Einheit, Quadratmeter. Breite der Meterware= 150 cm. Unidad, en metros cuadrados. Por metro, ancho 150 cm.

82. Ersättes av motsvarande klädselmaterial i metervara. Replaced by the corresponding material sold by length. Remplacement de garniture correspondante en mètre. Wird durch das jetzige Bezugsmaterial in Metervare ersetzt. Sustituye el tapizado correspondiente vendido por metro.

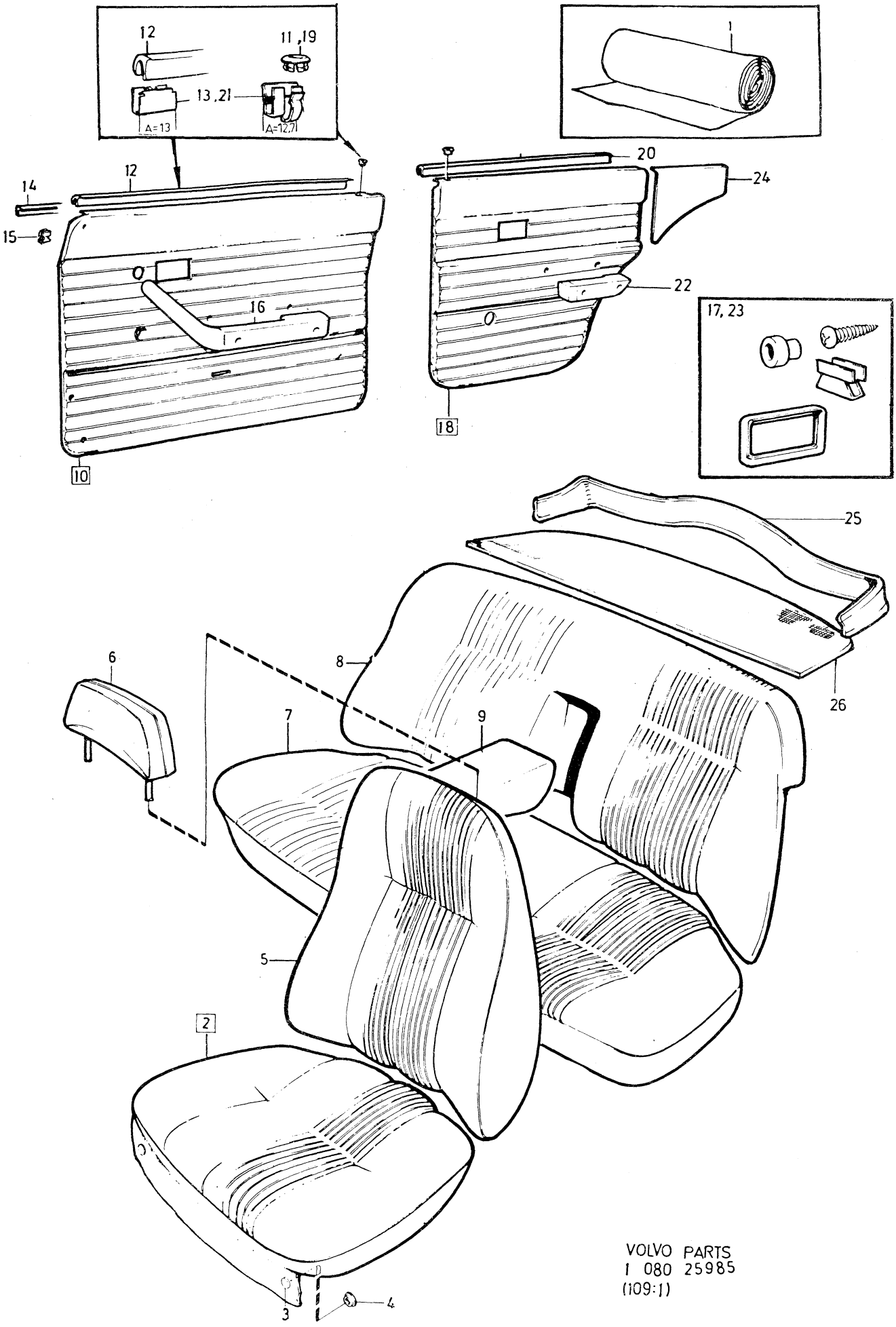

VOLVO PARTS
1 080 25985
(109:1)

Sida Page	Grupp Group	Innerklädsel 144, klädselkombination	Upholstery 144, upholstery combination	Illustration
284	8	704, 705, 706, 710	704, 705, 706, 710	3250 26005 1979–11

Pos. Fig.	Antal/Quantity 704	705	706	710	Artikel nr Part No	Benämning	Description	Sats Kit	B P S R	Anmärkning Notes	
1	ERF	–	–	–	99728-8	Trikåplast, präglad, svart	Plastic–coated fabric, elastic, perforated, black		8	METERVARA	0020 0040 0060
x	ERF	–	–	–	699419-8	Trikåplast, svart	Plastic–coated fabric, elastic, black			1) METERVARA (99656)	0080 0100
	ERF	–	–	–	99673-6	Vävplast, svart Produktskylten stämplad 704–567	Plastic–coated fabric, black Designation plate stamped 704–567			METERVARA ERS AV 699419–8	0120 0140 0160 0180 0200
	–	ERF	–	–	99729-6	Trikåplast, präglad, röd	Plastic–coated fabric, elastic, perforated, red		8	METERVARA	0[illegible] 0[illegible] 0260
	–	ERF	–	–	99732-0	Trikåplast, röd	Plastic–coated fabric, red			77) METERVARA	0280 0300
	–	ERF	–	–		Vävplast, röd Produktskylten stämplad 705–568	Plastic–coated fabric, red Designation plate stamped 705–568		8	METERVARA	0320 0[illegible] 0[illegible] 0380 0400
	–	–	ERF	–	99730-4	Trikåplast, präglad, blå	Plastic–coated fabric, elastic, perforated, blue			77) METERVARA	0420 0440 0460
x	–	–	ERF	–	699224-2	Trikåplast, blå	Plastic–coated fabric, elastic, blue			76) METERVARA (99733)	0480 0500
	–	–	ERF	–	99736-1	Vävplast, blå Produktskylten stämplad 706–569	Plastic–coated fabric, blue Designation plate stamped 706–569			METERVARA ERS AV 699224–2	0520 0540 0560 0580 0600
	–	–	–	ERF	99790-8	Trikåplast, präglad, beige	Plastic–coated fabric, elastic, perforated, beige			77) METERVARA	0620 0640 0660
	–	–	–	ERF	99764-3	Trikåplast, beige	Plastic–coated fabric, elastic, beige			77) METERVARA	0680 0700
	–	–	–	ERF	99766-8	Vävplast, beige Produktskylten stämplad 710–581	Plastic–coated fabric, beige Designation plate stamped 710–581			METERVARA ERS AV 99764–3	0720 0740 0760 0780 0800
2	1	–	–	–	691895-7	Klädsel	Cover		8	82)	0820
	–	1	–	–		Klädsel	Cover		8	82) (691896)	0840
	–	–	1	–	691897-3	Klädsel	Cover		8	82)	0860
	–	–	–	1	692600-0	Klädsel	Cover		8	82)	0880
3	10	10	10	10	94944-6	•Knapp	•Button				0[illegible]
4	10	10	10	10	94945-3	•Hållare	•Retainer				0920
5	1	–	–	–	691899-9	Klädsel	Cover		8	82)	0940
	–	1	–	–	691900-5	Klädsel	Cover		8	82)	0960
	–	–	1	–		Klädsel	Cover		8	82) (691901)	0980

1. Enhet kvadratmeter. Metervarans bredd = 150 cm. Unit: Square metres. Width of material = 150 cm. Unités, en mètres carrés. Au mètre de largeur 150 cm. Einheit, Quadratmeter. Breite der Meterware = 150 cm. Unidad, en metros cuadrados. Por metro, ancho 150 cm.

76. Enhet längdmeter. Metervarans bredd = 150 cm. Unit: Linear metre. Width of material = 150 cm. Unité, en mètres. Au mètre, de largeur 150 cm. Einheit, laufendes Meter. Breite der Meterware = 150 cm. Unidad, en metros. Por metro, ancho 150 cm.

77. Enhet kvadratmeter. Metervarans bredd = 130 cm. Unit: Square metres. Width of material = 130 cm. Unités, en mètres carrés. Au mètre de largeur 130 cm. Einheit, Quadratmeter. Breite der Meterware = 130 cm. Unidad, en metros cuadrados. Por metro, ancho 130 cm.

82. Ersättes av motsvarande klädselmaterial i metervara. Replaced by the corresponding material sold by length. Remplacement de garniture correspondante en mètre. Wird durch das jetzige Bezugsmaterial in Metervare ersetzt. Sustituye el tapizado correspondiente vendido por metro.

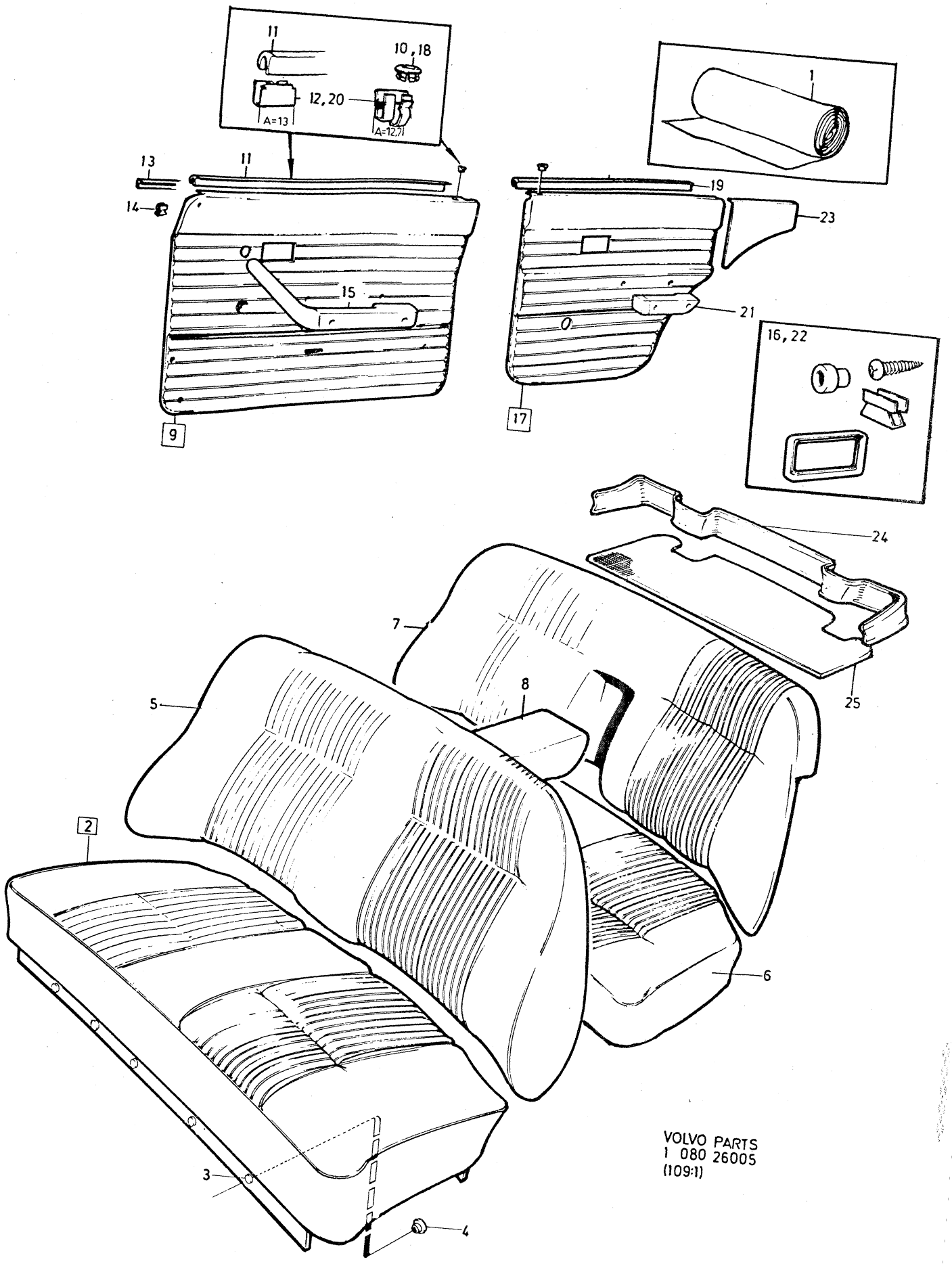

VOLVO PARTS
1 080 26005
(109:1)

Sida Page	Grupp Group	Innerklädsel 144, klädselkombination	Upholstery 144, upholstery combination	Illustration
286	8	704, 705, 706, 710	704, 705, 706, 710	26005 1979–11

Pos. Fig.	Antal/Quantity 704	705	706	710	Artikel nr Part No	Benämning	Description	Sats Kit	B P S R	Anmärkning Notes	
	–	–	–	1	692601-8	Klädsel	Cover		8	82)	1000
6	1	–	–	–	691875-9	Klädsel	Cover		8	82) CH–37099	1020
	1	–	–	–		Klädsel	Cover		8	82) CH 37100– (692540)	1040
	–	1	–	–	691876-7	Klädsel	Cover		8	82) CH–37099	1060
	–	1	–	–	692541-6	Klädsel	Cover		8	82) CH 37100–	1080
	–	–	1	–	691877-5	Klädsel	Cover		8	82) CH–37099	1100
	–	–	1	–		Klädsel	Cover		8	82) CH 37100– (692542)	1120
	–	–	–	1	692593-7	Klädsel	Cover		8	82)	1140
7	1	–	–	–	691879-1	Klädsel	Cover		8	82)	1160
	–	1	–	–		Klädsel	Cover		8	82) (691880)	1180
	–	–	1	–	691881-7	Klädsel	Cover		8	82)	1200
	–	–	–	1	692594-5	Klädsel	Cover		8	82)	1220
8	1	–	–	–	691891-6	Klädsel	Cover		8	82)	1240
	–	1	–	–	691892-4	Klädsel	Cover		8	82)	1260
	–	–	1	–	691893-2	Klädsel	Cover		8	82)	1280
	–	–	–	1	692598-6	Klädsel	Cover		8	82)	1300
9	1	–	–	–	691935-1	Dörrpanel, V	Door panel, L		8		1320
	–	1	–	–	691937-7	Dörrpanel, V	Door panel, L		8		1340
	–	–	1	–	691939-3	Dörrpanel, V	Door panel, L		8		1360
	–	–	–	1	692606-7	Dörrpanel, V	Door panel, L		8		1380
	1	–	–	–	691936-9	Dörrpanel, H	Door panel, R		8		1400
	–	1	–	–	691938-5	Dörrpanel, H	Door panel, R		8		1420
	–	–	1	–	691940-1	Dörrpanel, H	Door panel, R		8		1440
	–	–	–	1	692607-5	Dörrpanel, H	Door panel, R		8		1460
10	2	2	2	2	677003-6	•Bussning	•Bushing				1480
11	2	2	2	2	678198-3	•List	•Moulding				1500
12	10	10	10	10	678201-5	•Clips	•Clip			A=12,7	1520
	14	14	14	14	942188-4	•Clips	•Clip			A=13	1540
13	2	2	2	2	680652-5	•Prydnadslist	•Trim moulding				1560
14	6	6	6	6	680730-9	•Clips	•Clip				1580
15	–	–	–	–		Armstöd	Arm rest			SE SIDA 384, 4-I11	1600
16	–	–	–	–		Monteringsdetaljer	Installation components			SE SIDA 376, 4-I03	1620 1640
17	1	–	–	–	691943-5	Dörrpanel, V	Door panel, L		8		1660
	–	1	–	–	691945-0	Dörrpanel, V	Door panel, L		8		1680
	–	–	1	–	691947-6	Dörrpanel, V	Door panel, L		8		1700
	–	–	–	1	692608-3	Dörrpanel, V	Door panel, L		8		1720
	1	–	–	–	691944-3	Dörrpanel, H	Door panel, R		8		1740
	–	1	–	–	691946-8	Dörrpanel, H	Door panel, R		8		1760
	–	–	1	–	691948-4	Dörrpanel, H	Door panel, R		8		1780
	–	–	–	1	692609-1	Dörrpanel, H	Door panel, R		8		1800
18	2	2	2	2	677003-6	•Clips	•Bushing				1820
19	2	2	2	2	678199-1	•List	•Moulding				1840
20	12	12	12	12	678201-5	•Clips	•Clip			A=12,7	1860
	10	10	10	10	942188-4	•Clips	•Clip			A=13	1880
21	–	–	–	–		Armstöd	Arm rest			SE SIDA 384, 4-I11	1900
22	–	–	–	–		Monteringsdetaljer	Installation components			SE SIDA 376, 4-I03	1920 1940
23	1	–	–	–	691951-8	Panel, V	Panel, L		8		1960
	–	1	–	–	691953-4	Panel, V	Panel, L		8		1980
	–	–	1	–	691955-9	Panel, V	Panel, L		8		2000
	–	–	–	1	692610-9	Panel, V	Panel, L		8		2020
	1	–	–	–	691952-6	Panel, H	Panel, R		8		2040
	–	1	–	–	691954-2	Panel, H	Panel, R		8		2060
	–	–	1	–	691956-7	Panel, H	Panel, R		8		2080
	–	–	–	1	692611-7	Panel, H	Panel, R		8		2100
24	1	1	1	1	677908-6	Panel	Panel		8	CH–37099	2120
	1	1	1	1	680327-4	Panel	Panel			CH 37100–	2140

82. Ersättes av motsvarande klädselmaterial i metervara. Replaced by the corresponding material sold by length. Remplacement de garniture correspondante en mètre. Wird durch das jetzige Bezugsmaterial in Metervare ersetzt. Sustituye el tapizado correspondiente vendido por metro.

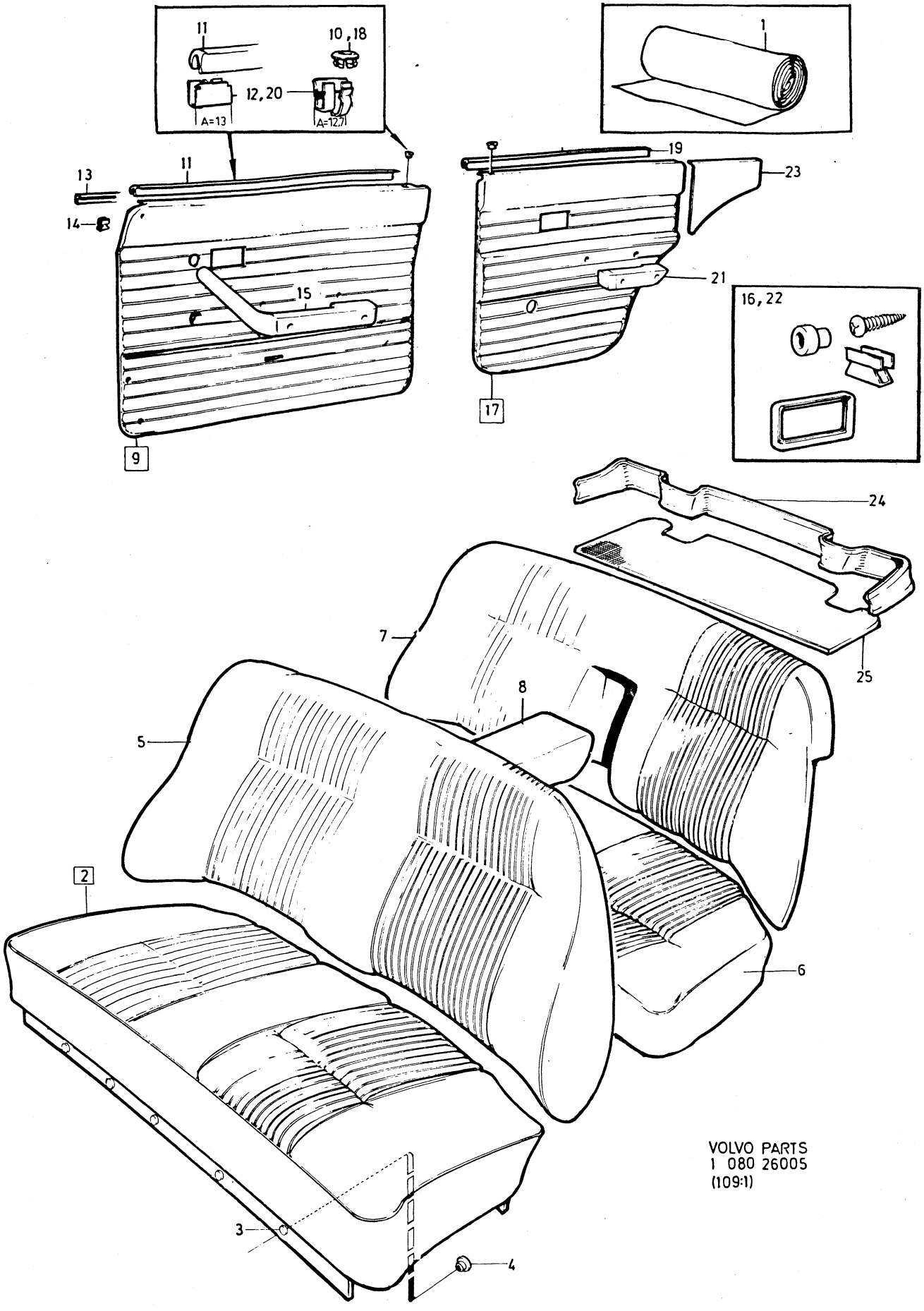

VOLVO PARTS
1 080 26005
(109:1)

Sida Page	Grupp Group	Innerklädsel 144, klädselkombination	Upholstery 144, upholstery combination	Illustration
288	8	704, 705, 706, 710	704, 705, 706, 710	1979–11

Pos. Fig.	Antal/Quantity 704	705	706	710	Artikel nr Part No	Benämning	Description	Sats Kit	B P S R	Anmärkning Notes	
25	1	1	1	1	692045-8	Matta	Mat		8	CH–37099	2160
	1	1	1	1	693296-6	Matta	Mat		8	CH 37100–. (680273)	2180
	–	–	–	–							2200

3250

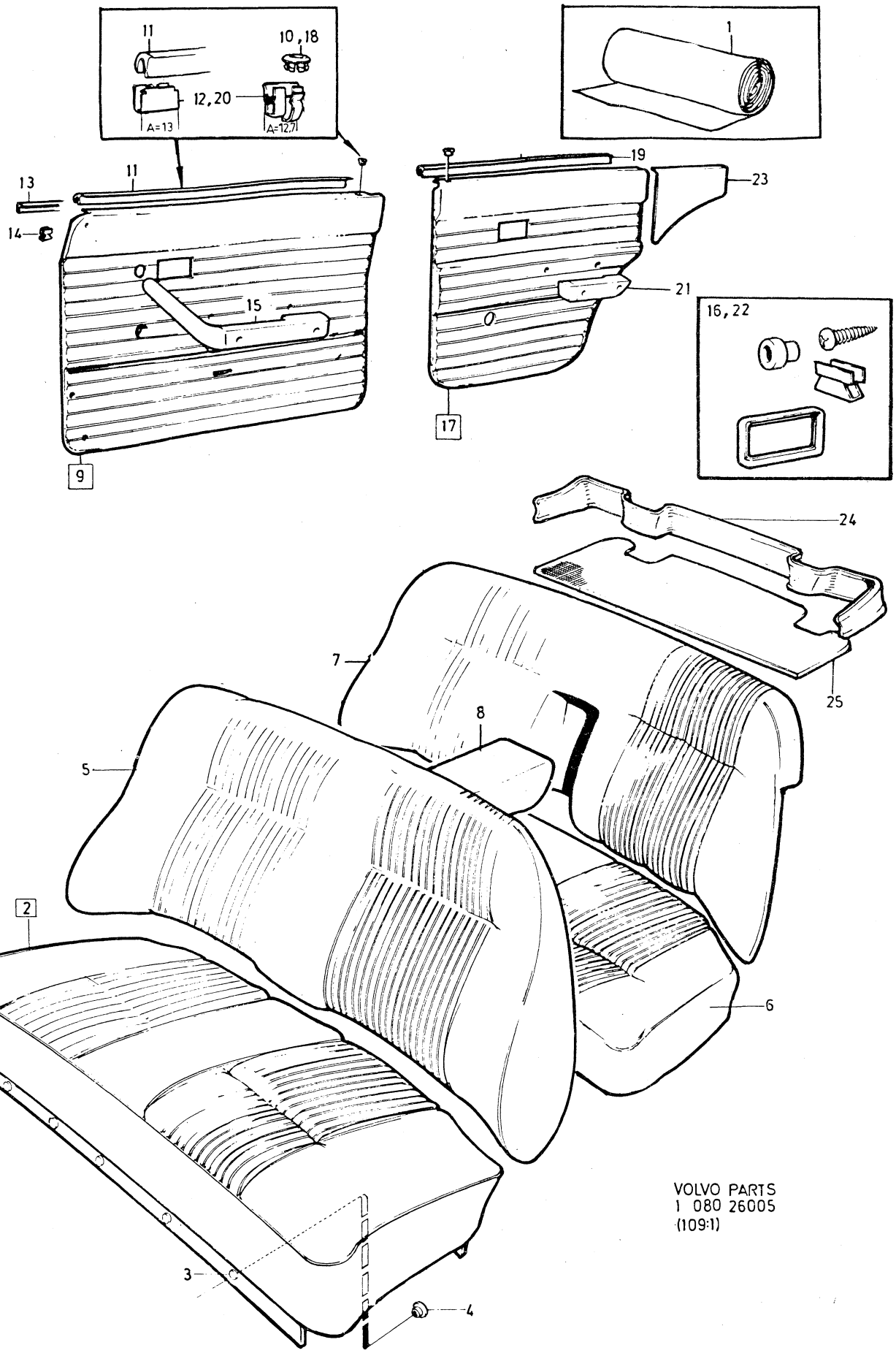

VOLVO PARTS
1 080 26005
(109:1)

Sida Page	Grupp Group	Innerklädsel 144, klädselkombination	Upholstery 144, upholstery combination	Illustration 3300 26006
290	8	711, 721, 722, 723	711, 721, 722, 723	1979–11

Pos. Fig.	Antal/Quantity 711	721	722	723	Artikel nr Part No	Benämning	Description	Sats Kit	BPSR	Anmärkning Notes	
1	ERF	–	–	–	99791-6	Trikåplast, präglad, vit	Plastic–coated fabric, elastic, perforated, white		8	METERVARA	0020 0040 0060
	ERF	–	–	–		Trikåplast, vit	Plastic–coated fabric, elastic, white		8	METERVARA (99792)	0080 0100
	ERF	–	–	–		Vävplast, vit	Plastic–coated fabric, white		8	METERVARA (99793)	0120 0140
						Produktskylten stämplad 711–582	Designation plate stamped 711–582				0160 0180 0200
	–	ERF	–	–	99856-7	Tyg, beige	Material, beige			76) METERVARA	0220
	–	ERF	–	–	99844-3	Trikåplast beige	Plastic–coated fabric, elastic, beige			77) METERVARA (99847)	0240 0260
						Produktskylten stämplad 721–616	Designation plate stamped 721–616				0280 0300 0320
	–	–	ERF	–	99857-5	Tyg, blått	Material, blue			76) METERVARA	0340
	–	–	ERF	–	99848-4	Vävplast, blå	Plastic–coated fabric, blue			77) METERVARA	0360 0380
						Produktskylten stämplad 722–617	Designation plate stamped 722–617				0400 0420 0440
	–	–	–	ERF	99858-3	Tyg, rött	Material, red			76) METERVARA	0460
	–	–	–	ERF	99846-8	Trikåplast, röd	Plastic–coated fabric, elastic, red			77) METERVARA (99849)	0480 0500
						Produktskylten stämplad 723–618	Designation plate stamped 723–618				0520 0540 0560
2	1	–	–	–	692626-5	Klädsel	Cover		8		0580
	–	1	–	–	693061-4	Klädsel	Cover		8	82)	0600
	–	–	1	–		Klädsel	Cover		8	82) (693063)	0620
	–	–	–	1	693065-5	Klädsel	Cover		8	82)	0640
3	10	10	10	10	94944-6	•Knapp	•Button				0660
4	10	10	10	10	94945-3	•Hållare	•Retainer				0680
5	1	–	–	–	692627-3	Klädsel	Cover		8		0700
	–	1	–	–		Klädsel	Cover		8	82) (693062)	0720
	–	–	1	–	693064-8	Klädsel	Cover		8	82)	0740
	–	–	–	1	693066-3	Klädsel	Cover		8	82)	0760
6	–	2	–	–	692948-3	Klädsel	Cover		8	82) SPEC UTF 5558	0780
	–	–	2	–		Klädsel	Cover		8	82) SPEC UTF 5559	0800
	–	–	–	2	692950-9	Klädsel	Cover		8	82) SPEC UTF 5560	0820
7	1	–	–	–	692619-0	Klädsel	Cover		8		0840
	–	1	–	–	693043-2	Klädsel	Cover		8	82)	0860
	–	–	1	–	693044-0	Klädsel	Cover		8	82)	0880
	–	–	–	1	693045-7	Klädsel	Cover		8	82)	0900
8	1	–	–	–	692622-4	Klädsel	Cover		8	82)	0920
	–	1	–	–	693038-2	Klädsel	Cover		8	82)	0940
	–	–	1	–	693040-8	Klädsel	Cover		8	82)	0960
	–	–	–	1	693042-4	Klädsel	Cover		8	82)	0980
9	1	–	–	–	692624-0	Klädsel	Cover		8		1000
	–	1	–	–	693055-6	Klädsel	Cover		8	82)	1020
	–	–	1	–		Klädsel	Cover		8	82) (693056)	1040

76. Enhet längdmeter. Metervarans bredd = 150 cm. Unit: Linear metre. Width of material = 150 cm. Unité, en mètres. Au mètre, de largeur 150 cm. Einheit, laufendes Meter. Breite der Meterware = 150 cm. Unidad, en metros. Por metro, ancho 150 cm.

77. Enhet kvadratmeter. Metervarans bredd = 130 cm. Unit: Square metres. Width of material = 130 cm. Unités, en mètres carrés. Au mètre de largeur 130 cm. Einheit, Quadratmeter. Breite der Meterware = 130 cm. Unidad, en metros cuadrados. Por metro, ancho 130 cm.

82. Ersättes av motsvarande klädselmaterial i metervara. Replaced by the corresponding material sold by length. Remplacement de garniture correspondante en mètre. Wird durch das jetzige Bezugsmaterial in Metervare ersetzt. Sustituye el tapizado correspondiente vendido por metro.

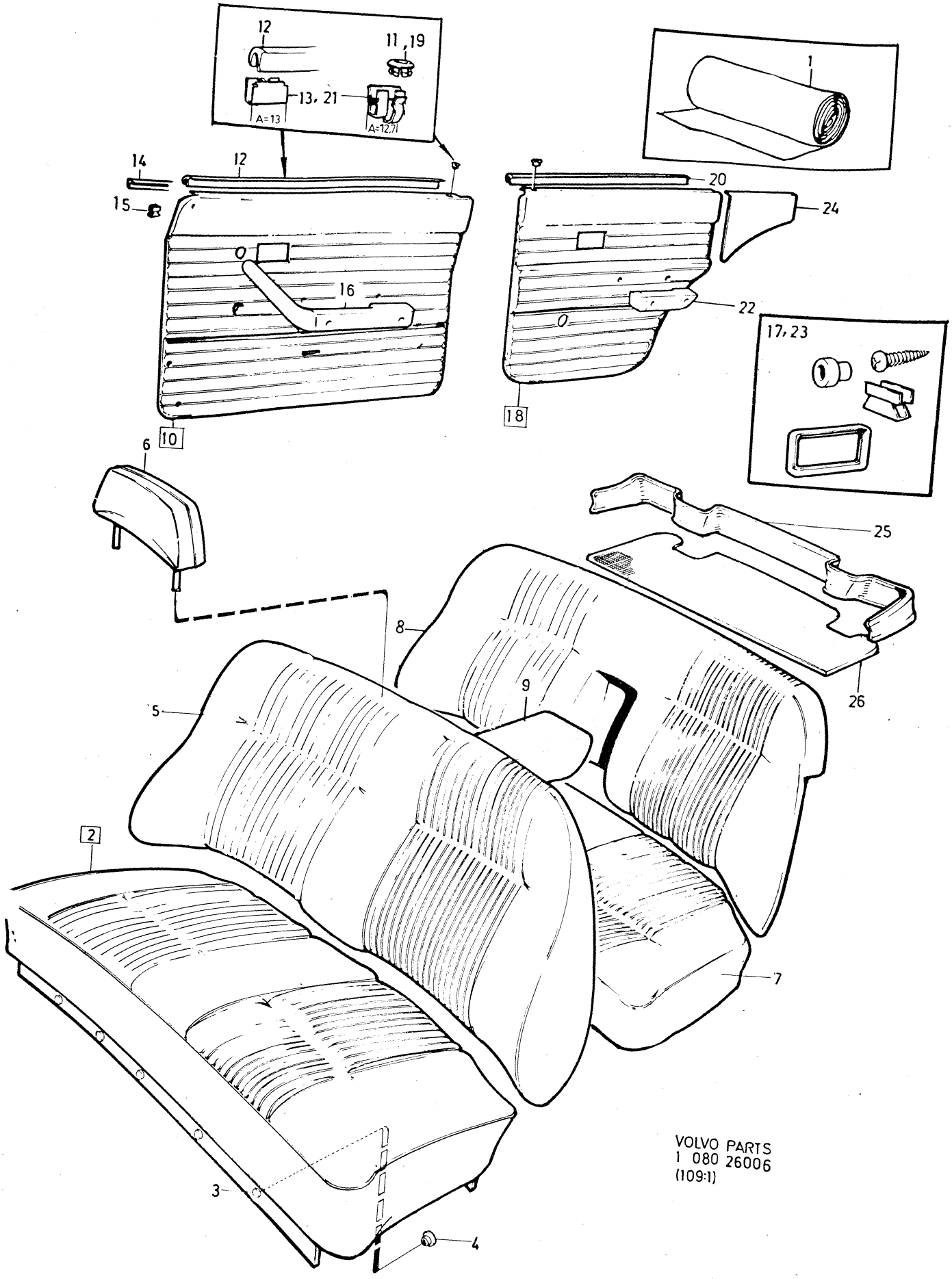

VOLVO PARTS
1 080 26006
(109:1)

Sida Page	Grupp Group	Innerklädsel 144, klädselkombination	Upholstery 144, upholstery combination	Illustration
292	8	711, 721, 722, 723	711, 721, 722, 723	3300 26006 1979–11

Pos. Fig.	Antal/Quantity 711	721	722	723	Artikel nr Part No	Benämning	Description	Sats Kit	B P S R	Anmärkning Notes	
	–	–	–	1	693057-2	Klädsel	Cover		8	82)	1060
10	1	–	–	–	692632-3	Dörrpanel, V	Door panel, L		8		1080
	–	1	–	–	692999-6	Dörrpanel, V	Door panel, L		8		1100
	–	–	1	–	693001-0	Dörrpanel, V	Door panel, L		8		1120
	–	–	–	1	693003-6	Dörrpanel, V	Door panel, L		8		1140
	1	–	–	–	692633-1	Dörrpanel, H	Door panel, R		8		1160
	–	1	–	–	693000-2	Dörrpanel, H	Door panel, R		8		1180
	–	–	1	–	693002-8	Dörrpanel, H	Door panel, R		8		1200
	–	–	–	1	693004-4	Dörrpanel, H	Door panel, R		8		1220
11	2	2	2	2	677003-6	•Bussning	•Bushing				1240
12	2	2	2	2	678198-3	•List	•Moulding				[illegible]
13	10	10	10	10	678201-5	•Clips	•Clip			A=12,7	[illegible]
	14	14	14	14	942188-4	•Clips	•Clip			A=13	1300
14	2	2	2	2	680652-5	•Prydnadslist	•Trim moulding				1320
15	6	6	6	6	680730-9	•Clips	•Clip				1340
16	–	–	–	–		Armstöd	Arm rest			SE SIDA 384, 4-I11	1360
17	–	–	–	–		Monteringsdetaljer	Installation components			SE SIDA 376, 4-I03	[illegible]
18	1	–	–	–	692634-9	Dörrpanel, V	Door panel, L		8		1420
	–	1	–	–	693005-1	Dörrpanel, V	Door panel, L		8		1440
	–	–	1	–	693007-7	Dörrpanel, V	Door panel, L		8		1460
	–	–	–	1	693009-3	Dörrpanel, V	Door panel, L		8		1480
	1	–	–	–	692635-6	Dörrpanel, H	Door panel, R		8		1500
	–	1	–	–	693006-9	Dörrpanel, H	Door panel, R		8		1520
	–	–	1	–	693008-5	Dörrpanel, H	Door panel, R		8		1540
	–	–	–	1	693010-1	Dörrpanel, H	Door panel, R		8		1560
19	2	2	2	2	677003-6	•Bussning	•Bushing				1580
20	2	2	2	2	678199-1	•List	•Moulding				1600
21	12	12	12	12	678201-5	•Clips	•Clip			A=12,7	1620
	10	10	10	10	942188-4	•Clips	•Clip			A=13	1640
22	–	–	–	–		Armstöd	Arm rest			SE SIDA 384, 4-I11	1660
23	–	–	–	–		Monteringsdetaljer	Installation components			SE SIDA 376, 4-I03	1680 1700
24	1	–	–	–	692636-4	Panel, V	Panel, L		8		1720
	–	1	–	–	693011-9	Panel, V	Panel, L		8		1740
	–	–	1	–	693013-5	Panel, V	Panel, L		8		1760
	–	–	–	1	693015-0	Panel, V	Panel, L		8		1780
	1	–	–	–	692637-2	Panel, H	Panel, R		8		[illegible]
	–	1	–	–	693012-7	Panel, H	Panel, R		8		[illegible]
	–	–	1	–	693014-3	Panel, H	Panel, R		8		1840
	–	–	–	1	693016-8	Panel, H	Panel, R		8		1860
25	1	1	1	1	680327-4	Panel	Panel				1880
26	1	1	1	1	693296-6	Matta	Mat		8		1900

82. Ersättes av motsvarande klädselmaterial i metervara. Replaced by the corresponding material sold by length. Remplacement de garniture correspondante en mètre. Wird durch das jetzige Bezugsmaterial in Metervare ersetzt. Sustituye el tapizado correspondiente vendido por metro.

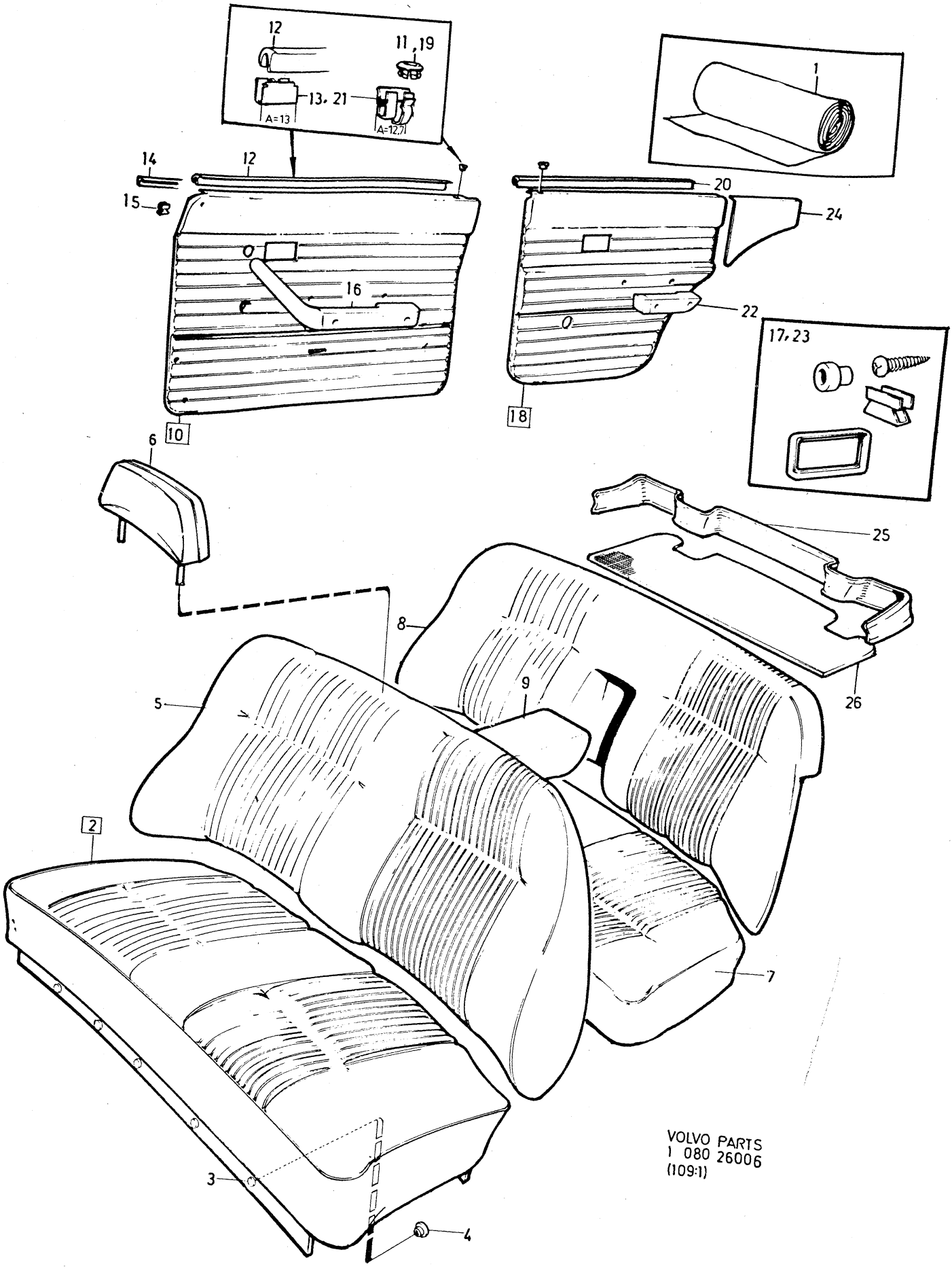

VOLVO PARTS
1 080 26006
(109:1)

Sida / Page	Grupp / Group	Innerklädsel 144, klädselkombination 733, 734, 735	Upholstery 144, upholstery combination 733, 734, 735	Illustration 3350 / 26006 / 1979–11
294	8			

Pos. Fig.	Antal/Quantity 733	734	735		Artikel nr Part No	Benämning	Description	Sats Kit	B P S R	Anmärkning Notes	
1	ERF	–	–	–	99916-9	Tyg, grått	Material, grey			76) METERVARA	1010
	ERF	–	–	–	99907-8	Vävplast, grå	Plastic–coated fabric, grey		8	METERVARA	1020 1030
						Produktskylten stämplad 733–664	Designation plate stamped 733–664				1040 1050 1060
	–	ERF	–	–	99917-7	Tyg, grönblått	Material, blue–green			76) METERVARA	1070
	–	ERF	–	–	99908-6	Vävplast, grönblå	Plastic–coated fabric, blue–green		8	METERVARA	1080 1090
						Produktskylten stämplad 734–665	Designation plate stamped 734–665				1100 1[illegible]
	–	–	ERF	–	99915-1	Tyg, gulbrunt	Material, fawn			76) METERVARA	1130
	–	–	ERF	–	99764-3	Trikåplast, beige	Plastic–coated fabric, elastic, beige			77) METERVARA (99960)	1140 1150
						Produktskylten stämplad 735–666	Designation plate stamped 735–666				1160 1[illegible]
2	1	–	–	–	693379-0	Klädsel	Cover		8	82)	1190
	–	1	–	–		Klädsel	Cover		8	82) (693381)	1200
	–	–	1	–		Klädsel	Cover		8	82) (693383)	1210
3	10	10	10	–	94944-6	•Knapp	•Button				1220
4	10	10	10	–	94945-3	•Hållare	•Retainer				1230
5	1	–	–	–	693380-8	Klädsel	Cover		8	82)	1240
	–	1	–	–		Klädsel	Cover		8	82) (693382)	1250
	–	–	1	–		Klädsel	Cover		8	82) (693384)	1260
6	1	–	–	–	693358-4	Klädsel	Cover		8	82)	1270
	–	1	–	–	693359-2	Klädsel	Cover		8	82)	1280
	–	–	1	–	693360-0	Klädsel	Cover		8	82)	1290
7	1	–	–	–	693334-5	Klädsel	Cover		8	82) TID UTF	1300
	1	–	–	–	695249-3	Klädsel	Cover		8	82) SEN UTF	1310
	–	1	–	–	693335-2	Klädsel	Cover		8	82) TID UTF	1320
	–	1	–	–	695250-1	Klädsel	Cover		8	82) SEN UTF	1330
	–	–	1	–	693336-0	Klädsel	Cover		8	82) TID UTF	1340
	–	–	1	–	695248-5	Klädsel	Cover		8	82) SEN UTF	1350
8	1	–	–	–	693352-7	Klädsel	Cover		8	82) TID UTF	1360
	1	–	–	–	695264-2	Klädsel	Cover		8	82) SEN UTF	1370
	–	1	–	–	693353-5	Klädsel	Cover		8	82) TID UTF	1[illegible]
	–	1	–	–	695265-9	Klädsel	Cover		8	82) SEN UTF	1[illegible]
	–	–	1	–	693354-3	Klädsel	Cover		8	82) TID UTF	1400
	–	–	1	–	695263-4	Klädsel	Cover		8	82) SEN UTF	1410
9	1	–	–	–	693364-2	Klädsel	Cover		8	82)	1420
	–	1	–	–	693365-9	Klädsel	Cover		8	82)	1430
	–	–	1	–	693366-7	Klädsel	Cover		8	82)	1440
10	1	–	–	–	693397-2	Dörrpanel, V	Door panel, L		8		1
	–	1	–	–	693399-8	Dörrpanel, V	Door panel, L		8		1460
	–	–	1	–	693401-2	Dörrpanel, V	Door panel, L		8		1470
	1	–	–	–	693398-0	Dörrpanel, H	Door panel, R		8		1480
	–	1	–	–	693400-4	Dörrpanel, H	Door panel, R		8		1490
	–	–	1	–	693402-0	Dörrpanel, H	Door panel, R		8		1500
11	2	2	2	–	677003-6	•Bussning	•Bushing				1510
12	2	2	2	–	678198-3	•List	•Moulding				1520

76. Enhet längdmeter. Metervarans bredd = 150 cm. Unit: Linear metre. Width of material = 150 cm. Unité, en mètres. Au mètre, de largeur 150 cm. Einheit, laufendes Meter. Breite der Meterware = 150 cm. Unidad, en metros. Por metro, ancho 150 cm.

77. Enhet kvadratmeter. Metervarans bredd = 130 cm. Unit: Square metres. Width of material = 130 cm. Unités, en mètres carrés. Au mètre de largeur 130 cm. Einheit, Quadratmeter. Breite der Meterware = 130 cm. Unidad, en metros cuadrados. Por metro, ancho 130 cm.

82. Ersättes av motsvarande klädselmaterial i metervara. Replaced by the corresponding material sold by length. Remplacement de garniture correspondante en mètre. Wird durch das jetzige Bezugsmaterial in Metervare ersetzt. Sustituye el tapizado correspondiente vendido por metro.

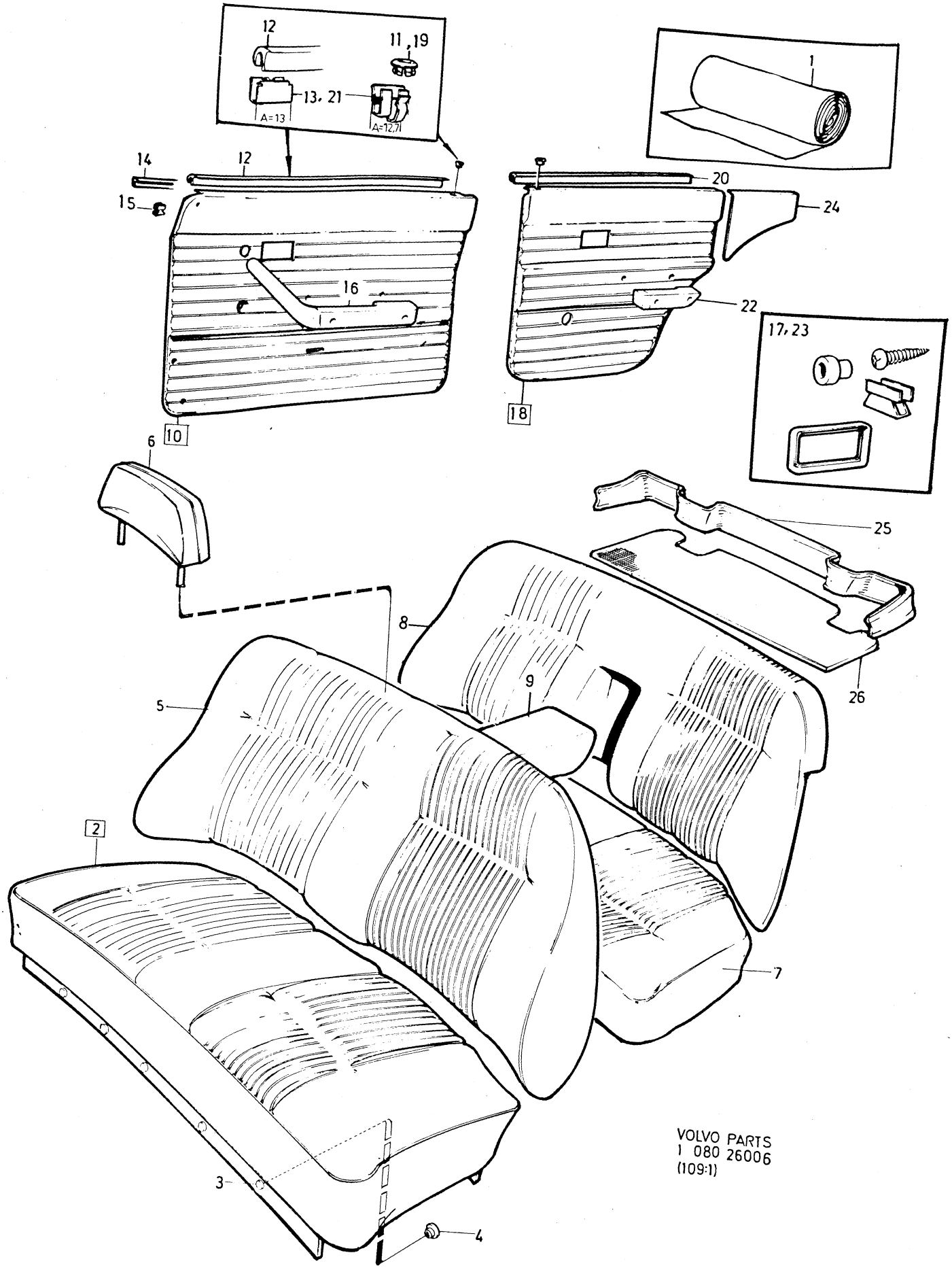

VOLVO PARTS
1 080 26006
(109:1)

Sida Page	Grupp Group	Innerklädsel 144, klädselkombination	Upholstery 144, upholstery combination	Illustration	3350
296	8	733, 734, 735	733, 734, 735	26006 1979–11	

Pos. Fig.	Antal/Quantity 733	734	735		Artikel nr Part No	Benämning	Description	Sats Kit	BPSR	Anmärkning Notes	
13	10	10	10	–	678201-5	•Clips	•Clip			A=12,7	1530
	14	14	14	–	942188-4	•Clips	•Clip			A=13	1540
14	1	1	1	–	684004-5	•Prydnadslist, V	•Trim moulding, L			ERS AV 1 ST 686781–6,	1550
										5 ST 678201–5	1560
	1	1	1	–	684005-2	•Prydnadslist, H	•Trim moulding, R			ERS AV 1 ST 686782–4	1570
										5 ST 678201–5	1580
15	6	6	6	–	680730-9	•Clips	•Clip				1590
16	–	–	–	–		Armstöd	Arm rest			SE SIDA 384, 4-I11	2010
17	–	–	–	–		Monteringsdetaljer	Installation components			SE SIDA 376, 4-I03	2020 2030
18	1	–	–	–	693403-8	Dörrpanel, V	Door panel, L		8		2050
	–	1	–	–	693405-3	Dörrpanel, V	Door panel, L		8		
	–	–	1	–	693407-9	Dörrpanel, V	Door panel, L		8		2070
	1	–	–	–	693404-6	Dörrpanel, H	Door panel, R		8		2080
	–	1	–	–	693406-1	Dörrpanel, H	Door panel, R		8		2090
	–	–	1	–	693408-7	Dörrpanel, H	Door panel, R		8		2100
19	2	2	2	–	677003-6	•Bussning	•Bushing				2110
20	2	2	2	–	678199-1	•List	•Moulding				
21	12	12	12	–	678201-5	•Clips	•Clip			A=12,7	2130
	10	10	10	–	942188-4	•Clips	•Clip			A=13	2140
22	–	–	–	–		Armstöd	Arm rest			SE SIDA 384, 4-I11	2160
23	–	–	–	–		Monteringsdetaljer	Installation components			SE SIDA 376, 4-I03	2170 2180
24	1	–	–	–	693409-5	Panel, V	Panel, L		8		2260
	–	1	–	–	693411-1	Panel, V	Panel, L		8		2270
	–	–	1	–	693413-7	Panel, V	Panel, L		8		2280
	1	–	–	–	693410-3	Panel, H	Panel, R		8		2290
	–	1	–	–	693412-9	Panel, H	Panel, R		8		2300
	–	–	1	–	693414-5	Panel, H	Panel, R		8		2310
25	1	1	1	–	682968-3	Panel	Panel				2380
26	1	–	–	–	694026-6	Matta	Mat			ERS AV 1264913–3	2400
	–	1	–	–	694027-4	Matta	Mat			ERS AV 1264913–3	2410
	–	–	1	–	694028-2	Matta	Mat			ERS AV 1264913–3	2420

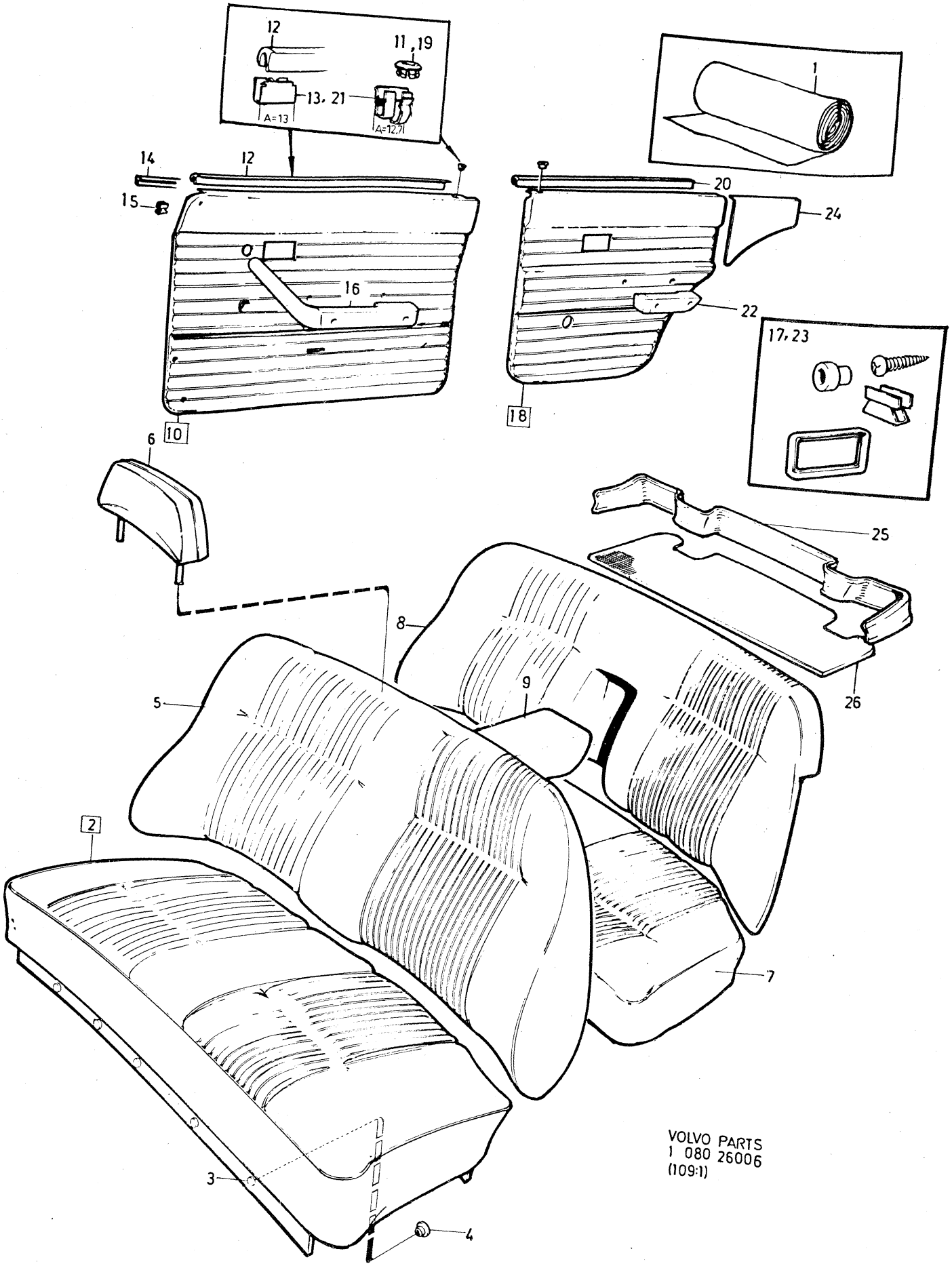

VOLVO PARTS
1 080 26006
(109:1)

Sida Page	Grupp Group	Innerklädsel 144, klädselkombination	Upholstery 144, upholstery combination	Illustration
298	8	742, 743, 788	742, 743, 788	3400 26006 1979–11

	Pos. Fig.	Antal/Quantity 742	743	788		Artikel nr Part No	Benämning	Description	Sats Kit	B P S R	Anmärkning Notes	
	1	ERF	–	–	–	99858-3	Tyg, rött	Material, red			76) METERVARA	0020
		ERF	–	–	–	99846-8	Trikåplast, röd	Plastic–coated fabric, elastic, red			77) METERVARA (99954)	0040 0060
							Produktskylten stämplad 742–673	Designation plate stamped 742–673				0080 0100 0120
		–	ERF	–	–	99857-5	Tyg, blått	Material, blue			76) METERVARA	0140
x		–	ERF	–	–	699224-2	Trikåplast, blå	Plastic–coated fabric, elastic, blue			76) METERVARA (99955)	0160 0180
							Produktskylten stämplad 743–674	Designation plate stamped 743–674				0200 02[illegible] 02[illegible]
		–	–	ERF	–	699001-4	Tyg, blått	Material, blue			76) METERVARA	0260
x		–	–	ERF	–	699224-2	Trikåplast, blå	Plastic–coated fabric, elastic, blue			76) METERVARA (99955)	0280 0300
							Produktskylten stämplad 788–731	Designation plate stamped 788–731				0320 0340 03[illegible]
	2	1	–	–	–	695048-9	Klädsel	Cover		8	82)	0380
		–	1	–	–	695050-5	Klädsel	Cover		8	82)	0400
		–	–	1	–		Klädsel	Cover		8	82) (694898)	0420
	3	10	10	10	–	94944-6	•Knapp	•Button				0440
	4	10	10	10	–	94945-3	•Hållare	•Retainer				0460
	5	1	–	–	–	695049-7	Klädsel	Cover				0480
		–	1	–	–	695051-3	Klädsel	Cover		8	82)	0500
		–	–	1	–		Klädsel	Cover		8	82) (694899)	0520
	6	1	–	–	–	695080-2	Klädsel	Cover				0540
		–	1	–	–	695081-0	Klädsel	Cover		8	82)	0560
		–	–	1	–	695534-8	Klädsel	Cover		8	82)	0580
	7	1	–	–	–	695022-4	Klädsel	Cover		8	82) TID UTF	0600
		1	–	–	–	695251-9	Klädsel	Cover		8	82) SEN UTF	0620
		–	1	–	–	695023-2	Klädsel	Cover		8	82) TID UTF	0640
		–	1	–	–	695252-7	Klädsel	Cover		8	82) SEN UTF	0660
		–	–	1	–	694403-7	Klädsel	Cover		8	82)	0680
	8	1	–	–	–	695030-7	Klädsel	Cover		8	82) TID UTF	0700
		1	–	–	–	695266-7	Klädsel	Cover		8	82) SEN UTF	0720
		–	1	–	–	695031-5	Klädsel	Cover		8	82) TID UTF	0740
		–	1	–	–	695267-5	Klädsel	Cover		8	82) SEN UTF	0760
		–	–	1	–	694423-5	Klädsel	Cover				07[illegible]
	9	1	–	–	–	695040-6	Klädsel	Cover		8	82)	0800
		–	1	–	–	695041-4	Klädsel	Cover		8	82)	0820
		–	–	1	–	694458-1	Klädsel	Cover		8	82)	0840
	10	1	–	–	–	695060-4	Dörrpanel, V	Door panel, L				0860
		–	1	–	–	695062-0	Dörrpanel, V	Door panel, L		8		0880
		–	–	1	–	694514-1	Dörrpanel, V	Door panel, L		8		09[illegible]
		1	–	–	–	695061-2	Dörrpanel, H	Door panel, R				092[illegible]
x		–	1	1	–	696260-9	Dörrpanel, H	Door panel, R			(695620)	0940
	11	2	2	2	–	677003-6	•Bussning	•Bushing				0960
	12	2	2	2	–	678198-3	•List	•Moulding				0980
	13	10	10	10	–	678201-5	•Clips	•Clip			A=12,7	1000
		14	14	14	–	942188-4	•Clips	•Clip			A=13	1020

76. Enhet längdmeter. Metervarans bredd = 150 cm. Unit: Linear metre. Width of material = 150 cm. Unité, en mètres. Au mètre, de largeur 150 cm. Einheit, laufendes Meter. Breite der Meterware = 150 cm. Unidad, en metros. Por metro, ancho 150 cm.

77. Enhet kvadratmeter. Metervarans bredd = 130 cm. Unit: Square metres. Width of material = 130 cm. Unités, en mètres carrés. Au mètre de largeur 130 cm. Einheit, Quadratmeter. Breite der Meterware = 130 cm. Unidad, en metros cuadrados. Por metro, ancho 130 cm.

82. Ersättes av motsvarande klädselmaterial i metervara. Replaced by the corresponding material sold by length. Remplacement de garniture correspondante en mètre. Wird durch das jetzige Bezugsmaterial in Metervare ersetzt. Sustituye el tapizado correspondiente vendido por metro.

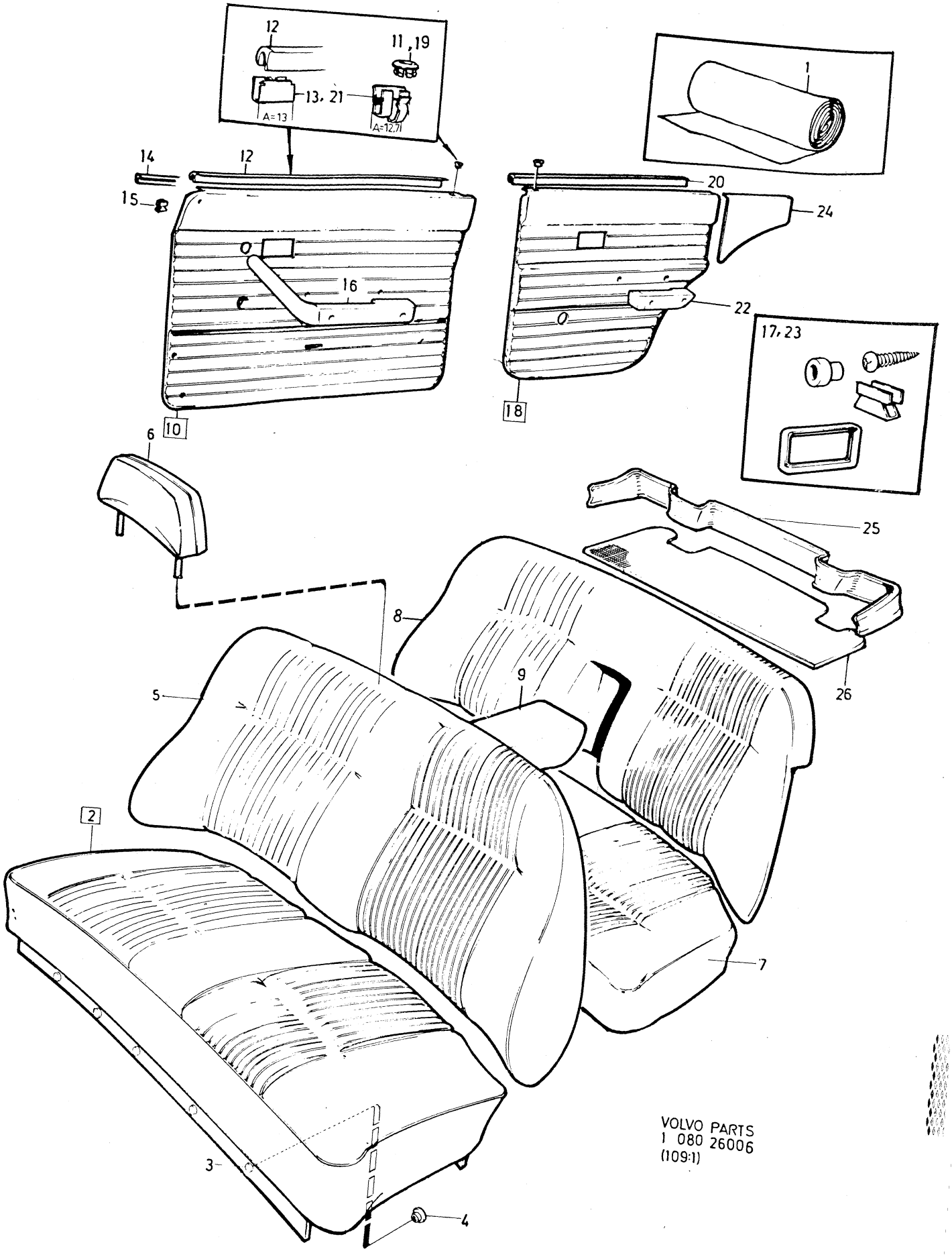

VOLVO PARTS
1 080 26006
(109:1)

Sida / Page	Grupp / Group	Innerklädsel 144, klädselkombination 742, 743, 788	Upholstery 144, upholstery combination 742, 743, 788	Illustration 3400 26006 1979–11
300	8			

	Pos. / Fig.	Antal/Quantity 742	743	788		Artikel nr / Part No	Benämning	Description	Sats / Kit	BPSR	Anmärkning / Notes	
	14	1	1	1	–	684004-5	•Prydnandslist, V	•Trim moulding, L			ERS AV 1 ST 686781–6, 5 ST 678201–5	1040 1060
		1	1	1	–	684005-2	•Prydnadslist, H	•Trim moulding, R			ERS AV 1 ST 686782–4 5 ST 678201–5	1080 1100
	15	6	6	6	–	680730-9	•Clips	•Clip				1120
	16	–	–	–	–		Armstöd	Arm rest			SE SIDA 384, 4-I11	1140
	17	–	–	–	–		Monteringsdetaljer	Installation components			SE SIDA 376, 4-I03	1160 1180
x	18	1	–	–	–	696367-2	Dörrpanel, V	Door panel, L			(695064)	1200
x		–	1	–	–	696261-7	Dörrpanel, V	Door panel, L			(695066)	1220
x		–	–	1	–	696261-7	Dörrpanel, V	Door panel, L			(694524)	1240
		1	–	–	–	695065-3	Dörrpanel, H	Door panel, R				1260
x		–	1	1	–	696262-5	Dörrpanel, H	Door panel, R			(695622)	1280
	19	2	2	2	–	677003-6	•Bussning	•Bushing				1300
	20	2	2	2	–	678199-1	•List	•Moulding				1320
	21	12	12	12	–	678201-5	•Clips	•Clip			A=12,7	1340
		10	10	10	–	942188-4	•Clips	•Clip			A=13	1360
	22	–	–	–	–		Armstöd	Arm rest			SE SIDA 384, 4-I11	1
	23	–	–	–	–		Monteringsdetaljer	Installation components			SE SIDA 376, 4-I03	1400 1420
x	24	1	–	–	–	696390-4	Panel, V	Panel, L			(695068)	1440
x		–	1	–	–	696263-3	Panel, V	Panel, L			(695070)	1460
x		–	–	1	–	696263-3	Panel, V	Panel, L			(694534)	1480
x		1	–	–	–	696391-2	Panel, H	Panel, R			(695069)	1500
x		–	1	–	–	696264-1	Panel, H	Panel, R			(695071)	1520
x		–	–	1	–	696264-1	Panel, H	Panel, R			(694535)	1540
	25	1	1	1	–	682968-3	Panel	Panel				1560
	26	1	–	–	–	694025-8	Matta	Mat			ERS AV 1264913–3	1580
		–	1	–	–	694024-1	Matta	Mat			ERS AV 1264913–3	1600
		–	–	1	–	694740-2	Matta	Mat			ERS AV 1264913–3	1620
		–	–	–	–							1640

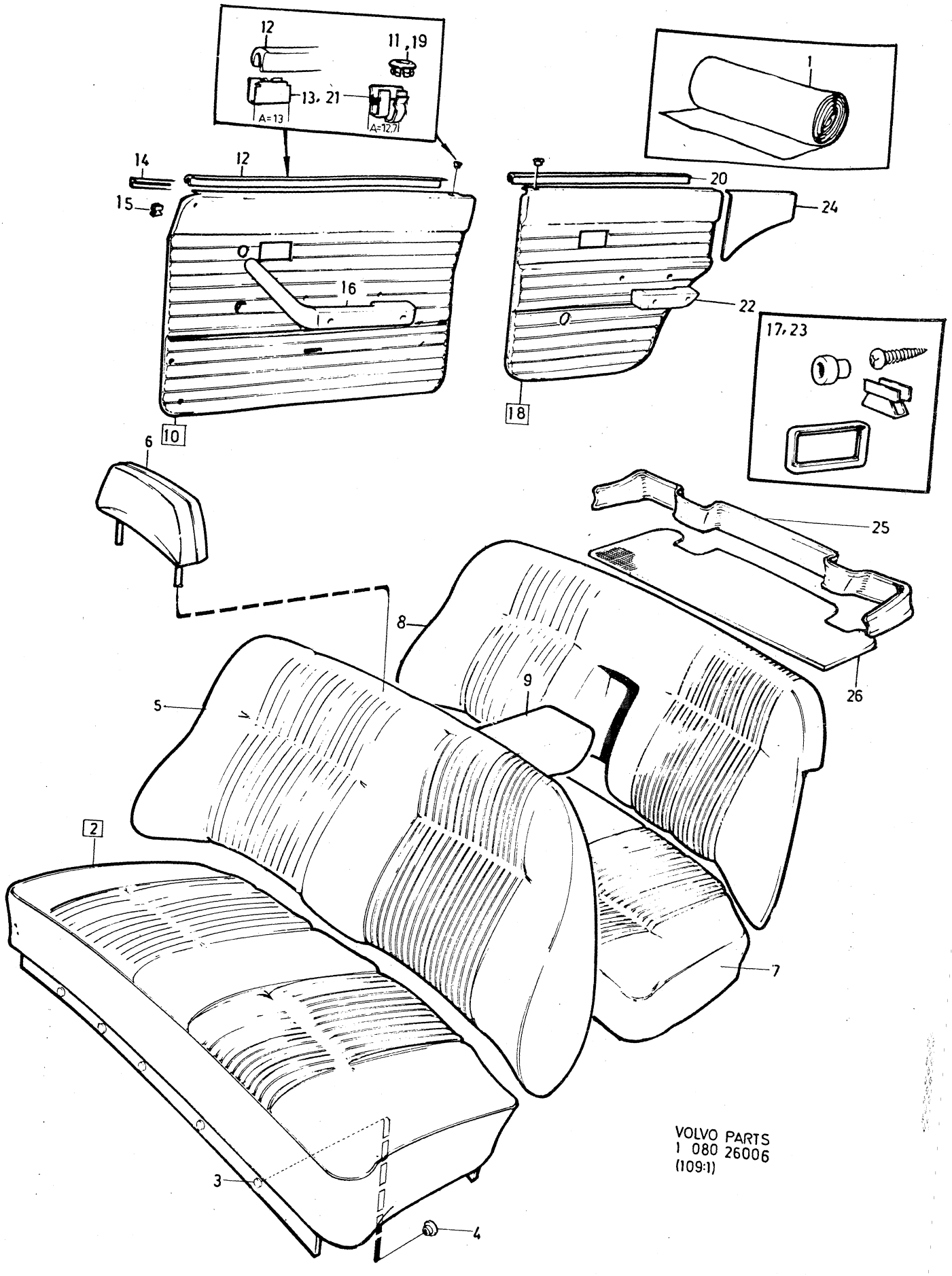

VOLVO PARTS
1 080 26006
(109:1)

Sida Page	Grupp Group	Innerklädsel 145, klädselkombination	Upholstery 145, upholstery combination	Illustration
302	8	800, 801, 802, 802 B	800, 801, 802, 802 B	1979–11

Pos. Fig.	Antal/Quantity 800	801	802	802B	Artikel nr Part No	Benämning	Description	Sats Kit	B P S R	Anmärkning Notes	
1	ERF	–	–	–	99728-8	Trikåplast, präglad, svart	Plastic–coated fabric, elastic perforated, black		8	METERVARA	1010 1020 1030
x	ERF	–	–	–	699419-8	Trikåplast svart	Plastic–coated fabric, elastic, black			1) METERVARA (99656)	1040 1050
	ERF	–	–	–	99673-6	Vävplast, svart	Plastic–coated fabric, black			METERVARA ERS AV 699419–8	1060 1070
						Produktskylten stämplad 800–571	Designation plate stamped 800–571				1080 1090 1100
	–	ERF	–	–	99729-6	Trikåplast, präglad röd	Plastic–coated fabric, elastic, perforated, red		8	METERVARA	1110 1120 1130
	–	ERF	–	–	99732-0	Trikåplast, röd	Plastic–coated fabric, elastic, red			77) METERVARA	1140 1150
	–	ERF	–	–		Vävplast röd	Plastic–coated fabric, red		8	METERVARA (99735)	1160 1170
						Produktskylten stämplad 801–572	Designation plate stamped 801–572				1180 1190 1200
	–	–	ERF	–	99730-4	Trikåplast präglad, blå	Plastic–coated fabric, elastic, perforated, blue			77) METERVARA	1210 1220 1230
x	–	–	ERF	–	699224-2	Trikåplast, blå	Plastic–coated fabric, elastic, blue			76) METERVARA (99733)	1231 1232
	–	–	ERF	–	99736-1	Vävplast, blå	Plastic–coated fabric, blue			METERVARA ERS AV 699224–2	1233 1234
						Produktskylten stämplad 802–573	Designation plate stamped 802–573				1235 1236 1237
	–	–	–	ERF	375068-4	Trikåplast, blå	Plastic–coated fabric, elastic perforated, blue		8	METERVARA	1240 1250 1260
	–	–	–	ERF	376058-4	Trikåplast, blå	Plastic–coated fabric, elastic, blue		8	METERVARA	1290 1300
	–	–	–	ERF		Vävplast, blå	Plastic–coated fabric, blue		8	METERVARA (376065)	1330 1340
						Produktskylten stämplad 802b	Designation plate stamped 802b				1370 1380
	–	–	–	–							1385
2	2	–	–	–		Klädsel	Cover		8	82) (692433)	2010
	–	2	–	–		Klädsel	Cover		8	82) (692435)	2011
	–	–	2	–	692437-7	Klädsel	Cover		8	82)	2012
	–	–	–	2	375910-7	Klädsel	Cover		8	82)	2013
3	12	12	12	12	94944-6	•Knapp	•Button				2040
4	12	12	12	12	94945-3	•Hållare	•Retainer				2050
5	2	–	–	–	692434-4	Klädsel	Cover		8	82)	2060
	–	2	–	–		Klädsel	Cover		8	82) (692436)	2070
	–	–	2	–	692438-5	Klädsel	Cover		8	82)	2080

1. Enhet kvadratmeter. Metervarans bredd= 150 cm. Unit: Square metres. Width of material= 150 cm. Unités, en mètres carrés. Au mètre de largeur 150 cm. Einheit, Quadratmeter. Breite der Meterware= 150 cm. Unidad, en metros cuadrados. Por metro, ancho 150 cm.

76. Enhet längdmeter. Metervarans bredd = 150 cm. Unit: Linear metre. Width of material = 150 cm. Unité, en mètres. Au mètre, de largeur 150 cm. Einheit, laufendes Meter. Breite der Meterware = 150 cm. Unidad, en metros. Por metro, ancho 150 cm.

77. Enhet kvadratmeter. Metervarans bredd = 130 cm. Unit: Square metres. Width of material = 130 cm. Unités, en mètres carrés. Au mètre de largeur 130 cm. Einheit, Quadratmeter. Breite der Meterware = 130 cm. Unidad, en metros cuadrados. Por metro, ancho 130 cm.

82. Ersättes av motsvarande klädselmaterial i metervara. Replaced by the corresponding material sold by length. Remplacement de garniture correspondante en mètre. Wird durch das jetzige Bezugsmaterial in Metervare ersetzt. Sustituye el tapizado correspondiente vendido por metro.

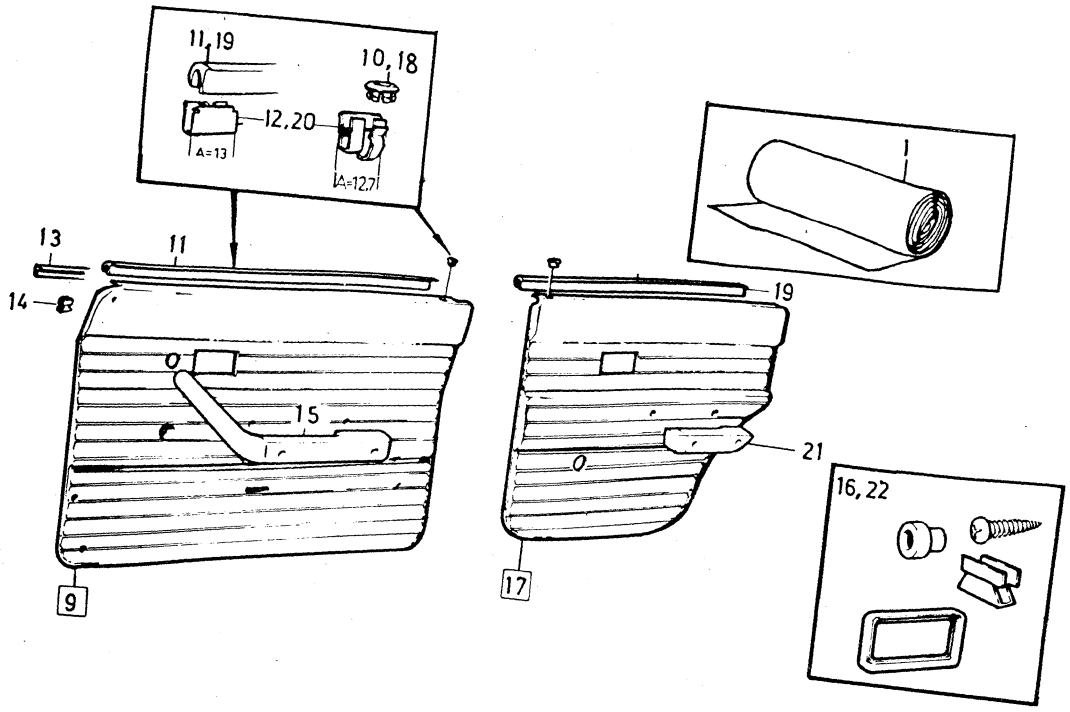

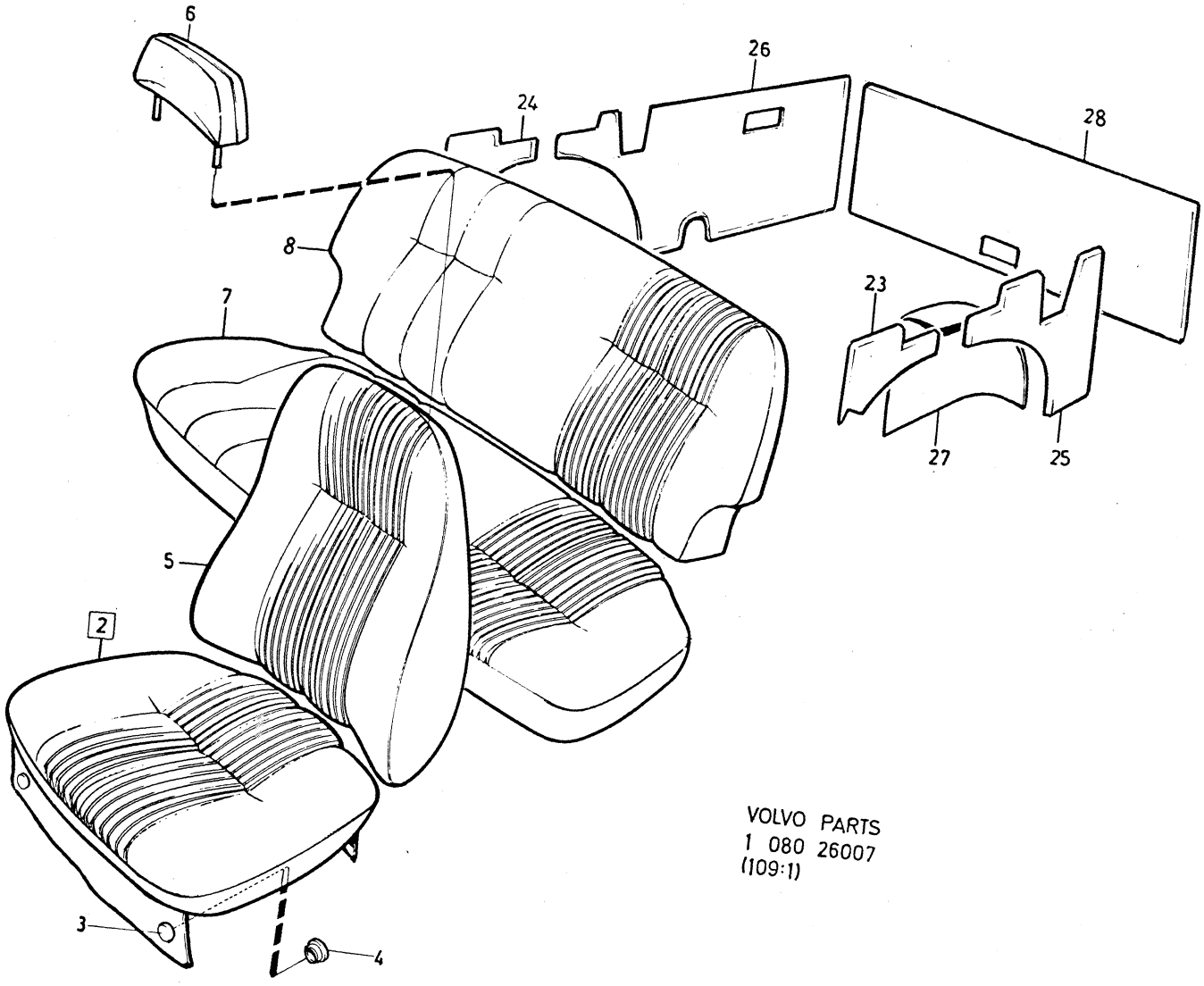

VOLVO PARTS
1 080 26007
(109:1)

Sida Page	Grupp Group	Innerklädsel 145, klädselkombination	Upholstery 145, upholstery combination	Illustration	3450
304	8	800, 801, 802, 802 B	800, 801, 802, 802 B	26007 1979–11	

	Pos. Fig.	Antal/Quantity 800	801	802	802B	Artikel nr Part No	Benämning	Description	Sats Kit	B P S R	Anmärkning Notes	
		–	–	–	2	375909-9	Klädsel	Cover		8	82)	2090
	6	2	–	–	–	692659-6	Klädsel	Cover		8	82) SPEC UTF 5371	2111
		–	2	–	–	692661-2	Klädsel	Cover		8	82) SPEC UTF 5372	2112
x		–	–	2	2	692663-8	Klädsel	Cover		8	82) SPEC UTF 5374	2113
	7	1	–	–	–	691911-2	Klädsel	Cover		8	82)	2120
		–	1	–	–	691912-0	Klädsel	Cover		8	82)	2130
		–	–	1	–		Klädsel	Cover		8	82) (691913)	2140
		–	–	–	1		Klädsel	Cover		8	82) (375914)	2150
	8	1	–	–	–	691915-3	Klädsel	Cover		8	82)	2180
		–	1	–	–	691916-1	Klädsel	Cover		8	82)	2190
		–	–	1	–	691917-9	Klädsel	Cover		8	82)	0
		–	–	–	1	375915-6	Klädsel	Cover		8	82)	2210
	9	1	–	–	–	691935-1	Dörrpanel, V	Door panel, L		8		2240
		–	1	–	–	691937-7	Dörrpanel, V	Door panel, L		8		2250
		–	–	1	–	691939-3	Dörrpanel, V	Door panel, L		8		2260
		–	–	–	1		Dörrpanel, V	Door panel, L		8	(376010)	2270
		1	–	–	–	691936-9	Dörrpanel, H	Door panel, R		8		2290
		–	1	–	–	691938-5	Dörrpanel, H	Door panel, R		8		0
		–	–	1	–	691940-1	Dörrpanel, H	Door panel, R		8		2320
		–	–	–	1	376011-3	Dörrpanel, H	Door panel, R		8		2330
	10	2	2	2	2	677003-6	•Bussning	•Bushing				2360
	11	2	2	2	2	678198-3	•List	•Moulding				2370
	12	10	10	10	10	678201-5	•Clips	•Clip			A=12,7	2380
		14	14	14	14	942188-4	•Clips	•Clip			A=13	2390
	13	2	2	2	2	680652-5	•Prydnadslist	•Trim moulding				2400
	14	6	6	6	6	680730-9	•Clips	•Clip				2410
	15	–	–	–	–		Armstöd	Arm rest			SE SIDA 384, 4-I11	2420
	16	–	–	–	–		Monteringsdetaljer	Installation components			SE SIDA 378, 4-I05	2430 2440
	17	1	–	–	–	691943-5	Dörrpanel, V	Door panel, L		8		2460
		–	1	–	–	691945-0	Dörrpanel, V	Door panel, L		8		2470
		–	–	1	–	691947-6	Dörrpanel, V	Door panel, L		8		2480
		–	–	–	1	376012-1	Dörrpanel, V	Door panel, L		8		2490
		1	–	–	–	691944-3	Dörrpanel, H	Door panel, R		8		2520
		–	1	–	–	691946-8	Dörrpanel, H	Door panel, R		8		2530
		–	–	1	–	691948-4	Dörrpanel, H	Door panel, R		8		2540
		–	–	–	1	376013-9	Dörrpanel, H	Door panel, R		8		2550
	18	2	2	2	2	677003-6	•Bussning	•Bushing				0
	19	2	2	2	2	678199-1	•List	•Moulding				0
	20	12	12	12	12	678201-5	•Clips	•Clip			A=12,7	2600
		10	10	10	10	942188-4	•Clips	•Clip			A=13	2601
	21	–	–	–	–		Armstöd	Arm rest			SE SIDA 384, 4-I11	3020
	22	–	–	–	–		Monteringsdetaljer	Installation components			SE SIDA 378, 4-I05	3030 3040
	23	1	–	–	–	692302-3	Panel, V	Panel, L		8		0
		–	1	–	–	692304-9	Panel, V	Panel, L		8		3180
		–	–	1	–		Panel, V	Panel, L		8	(692306)	3190
		–	–	–	1		Panel, V	Panel, L		8	(376016)	3200
	24	1	–	–	–	692303-1	Panel, H	Panel, R		8		3230
		–	1	–	–	692305-6	Panel, H	Panel, R		8		3240
		–	–	1	–	692307-2	Panel, H	Panel, R		8		3250
		–	–	–	1		Panel, H	Panel, R		8	(376017)	3260
	25	1	1	1	1	692310-6	Panel, V	Panel, L		8		3330
	26	1	1	1	1	692311-4	Panel, H	Panel, R		8		3340
	27	1	–	–	–	692313-0	Klädsel, V	Cover, L		8		3420
		–	1	–	–	692315-5	Klädsel, V	Cover, L		8		3430
		–	–	1	–		Klädsel, V	Cover, L		8	(692317)	3440
		–	–	–	1	376018-8	Klädsel, V	Cover, L		8		3450

82. Ersättes av motsvarande klädselmaterial i metervara. Replaced by the corresponding material sold by length. Remplacement de garniture correspondante en mètre. Wird durch das jetzige Bezugsmaterial in Metervare ersetzt. Sustituye el tapizado correspondiente vendido por metro.

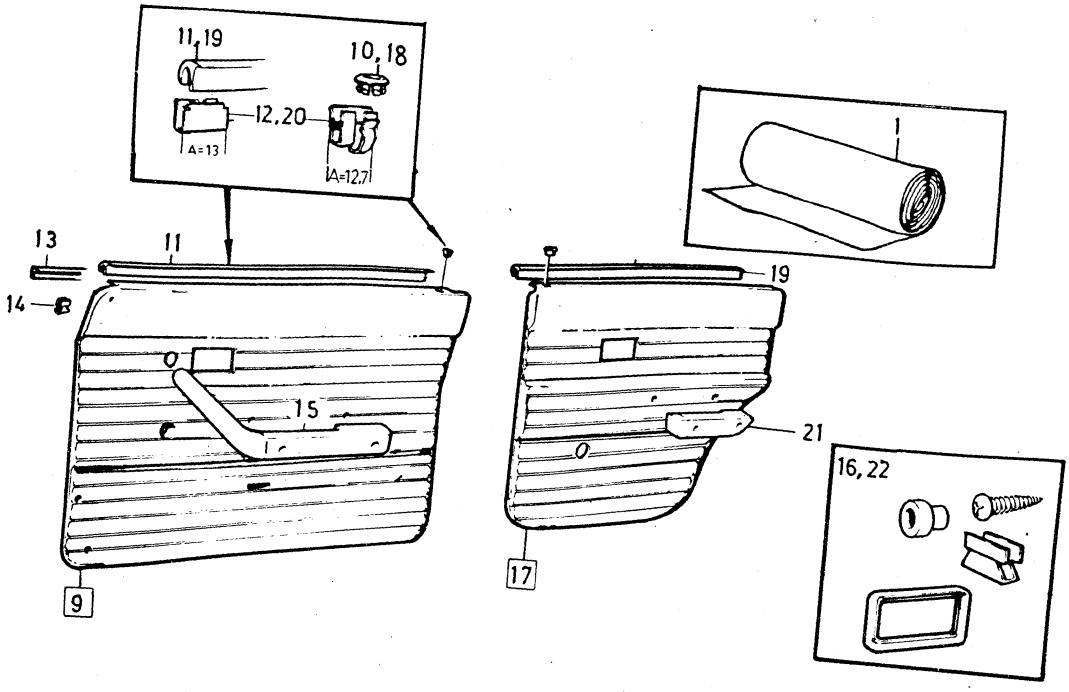

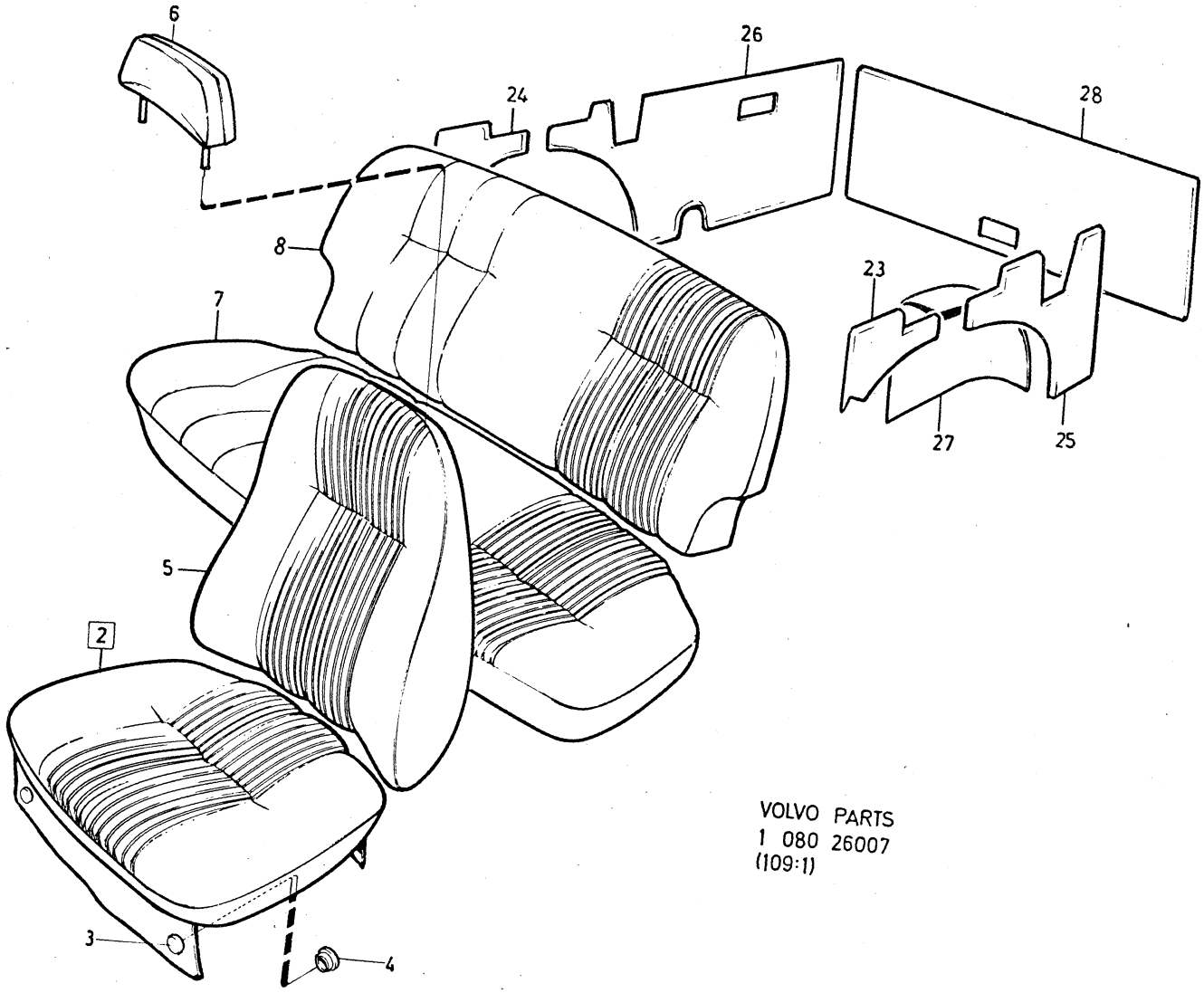

VOLVO PARTS
1 080 26007
(109:1)

Sida Page	Grupp Group	Innerklädsel 145, klädselkombination	Upholstery 145, upholstery combination	Illustration
306	8	800, 801, 802, 802 B	800, 801, 802, 802 B	26007 1979–11

Pos. Fig.	Antal/Quantity 800	801	802	802B	Artikel nr Part No	Benämning	Description	Sats Kit	B P S R	Anmärkning Notes	
	1	–	–	–		Klädsel, H	Cover, R		8	(692314)	3480
	–	1	–	–	692316-3	Klädsel, H	Cover, R		8		3490
	–	–	1	–	692318-9	Klädsel, H	Cover, R		8		3500
	–	–	–	1	376019-6	Klädsel, H	Cover, R		8		3510
28	1	1	1	1	692312-2	Panel	Panel		8		3570

3450

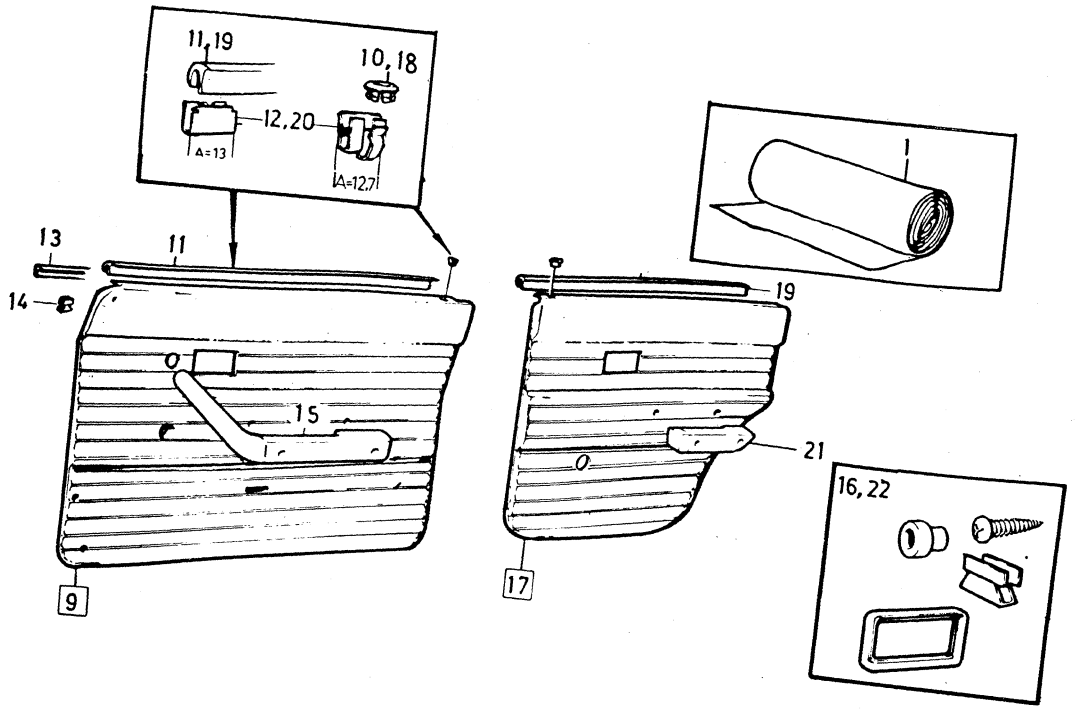

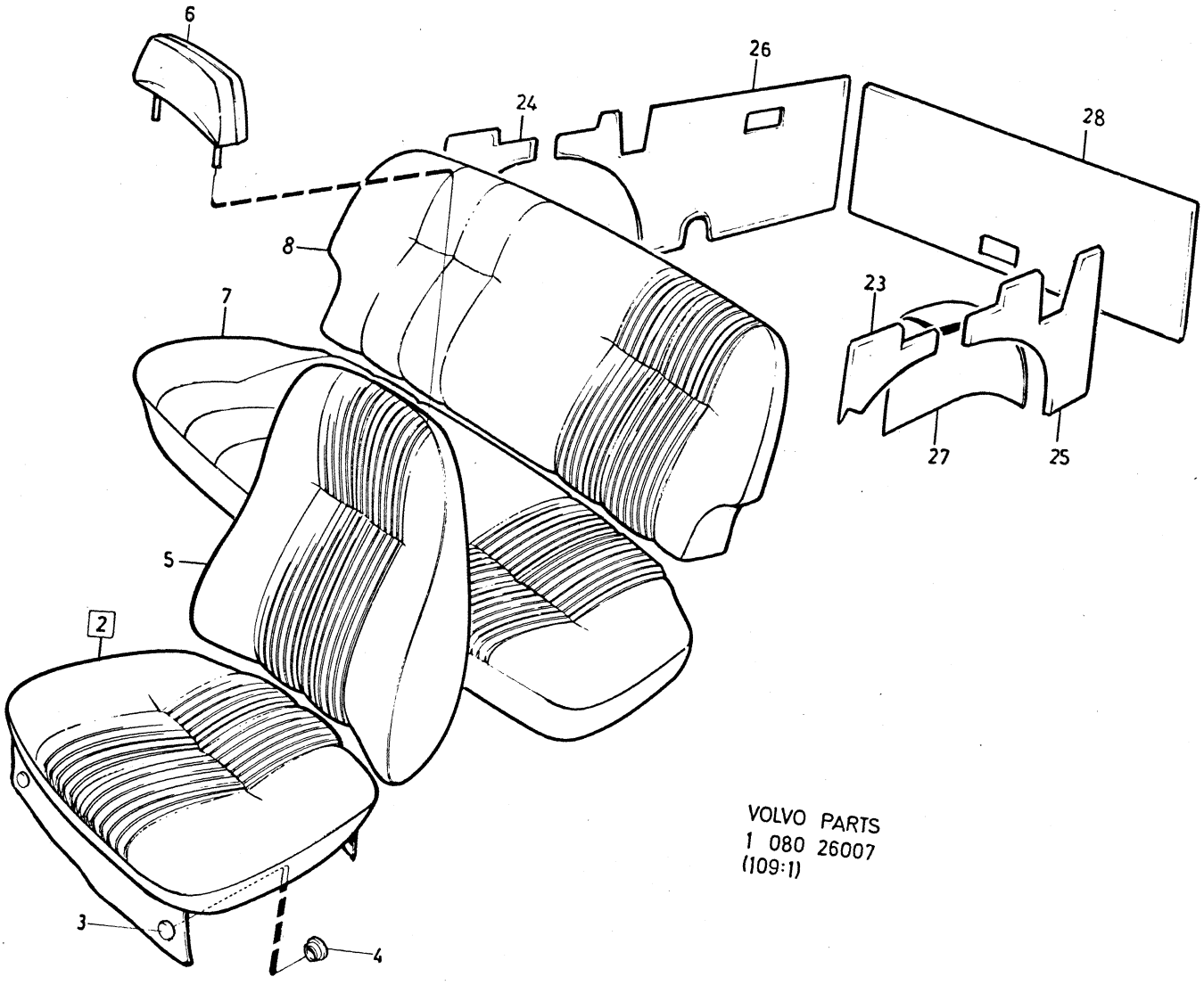

VOLVO PARTS
1 080 26007
(109:1)

Sida Page	Grupp Group	Innerklädsel 145, klädselkombination	Upholstery 145, upholstery combination	Illustration	3460
308	8	804, 804 B	800, 804 B	1979–11	

Pos. Fig.	Antal/Quantity 804	804B			Artikel nr Part No	Benämning	Description	Sats Kit	B P S R	Anmärkning Notes	
1	ERF	–	–	–	99790-8	Trikåplast, präglad, beige	Plastic–coated fabric, elastic, perforated, beige			77) METERVARA	0020 0040 0060
	ERF	–	–	–	99764-3	Trikåplast, beige	Plastic–coated fabric, elastic, beige			77) METERVARA	0080 0100
	–	–	–	–	99766-8	Vävplast, beige	Plastic–coated fabric, beige			METERVARA ERS AV 99764–3	0120 0140
						Produktskylten stämplad 804–853	Designation plate stamped 804–853				0160 0180 0200
	–	ERF	–	–	375066-8	Trikåplast, präglad, beige	Plastic–coated fabric, elastic, perforated, beige		8	METERVARA	0220 0240 0260
	–	ERF	–	–		Trikåplast, beige	Plastic–coated fabric, elastic, beige		8	METERVARA (376057)	0280 0300
	–	ERF	–	–		Vävplast, beige	Plastic–coated fabric, beige		8	METERVARA (376063)	0320 0340
						Produktskylten stämplad 804 B	Designation plate stamped 804 B				0360 0380 0400
2	2	–	–	–		Klädsel	Cover		8	82) (692590)	0420
	–	2	–	–	375917-2	Klädsel	Cover		8		0440
3	12	12	–	–	94944-6	•Knapp	•Button				0460
4	12	12	–	–	94945-3	•Hållare	•Retainer				0480
5	2	–	–	–		Klädsel	Cover		8	82) (692591)	0500
	–	2	–	–	375916-4	Klädsel	Cover		8		0520
6	2	2	–	–	692660-4	Klädsel	Cover		8	82) SPEC UTF5373	0540
7	1	–	–	–	692596-0	Klädsel	Cover		8	82)	0560
	–	1	–	–	375927-1	Klädsel	Cover		8		0580
8	1	–	–	–	692595-2	Klädsel	Cover		8	82)	0600
	–	1	–	–	375928-9	Klädsel	Cover		8		0620
9	1	–	–	–	692606-7	Dörrpanel, V	Door panel, L		8		0640
	–	1	–	–	375929-7	Dörrpanel, V	Door panel, L		8		0660
	1	–	–	–	692607-5	Dörrpanel, H	Door panel, R		8		0680
	–	1	–	–	375930-5	Dörrpanel, H	Door panel, R		8		0700
10	2	2	–	–	677003-6	•Bussning	•Bushing				0720
11	2	2	–	–	678198-3	•List	•Moulding				0740
12	10	10	–	–	678201-5	•Clips	•Clip			A=12,7	0760
	14	14	–	–	942188-4	•Clips	•Clip			A=13	0780
13	2	2	–	–	680652-5	•Prydnadslist	•Trim moulding				0800
14	6	6	–	–	680730-9	•Clips	•Clip				0820
15	–	–	–	–		Armstöd	Arm rest			SE SIDA 384, 4-I11	0840
16	–	–	–	–		Monteringsdetaljer	Installation components			SE SIDA 378, 4-I05	0860 0880
17	1	–	–	–	692608-3	Dörrpanel, V	Door panel, L		8		0900
	–	1	–	–		Dörrpanel, V	Door panel, L		8	(375931)	0920
	1	–	–	–	692609-1	Dörrpanel, H	Door panel, R		8		0940
	–	1	–	–		Dörrpanel, H	Door panel, R		8	(375932)	0960
18	2	2	–	–	677003-6	•Bussning	•Bushing				0980
19	2	2	–	–	678199-1	•List	•Moulding				1000
20	12	12	–	–	678201-5	•Clips	•Clip			A=12,7	1020
	10	10	–	–	942188-4	•Clips	•Clip			A=13	1040
21	–	–	–	–		Armstöd	Arm rest			SE SIDA 384, 4-I11	1060
22	–	–	–	–		Monteringsdetaljer	Installation components			SE SIDA 378, 4-I05	1080 1100

77. Enhet kvadratmeter. Metervarans bredd = 130 cm. Unit: Square metres. Width of material = 130 cm. Unités, en mètres carrés. Au mètre de largeur 130 cm. Einheit, Quadratmeter. Breite der Meterware = 130 cm. Unidad, en metros cuadrados. Por metro, ancho 130 cm.

82. Ersättes av motsvarande klädselmaterial i metervara. Replaced by the corresponding material sold by length. Remplacement de garniture correspondante en mètre. Wird durch das jetzige Bezugsmaterial in Metervare ersetzt. Sustituye el tapizado correspondiente vendido por metro.

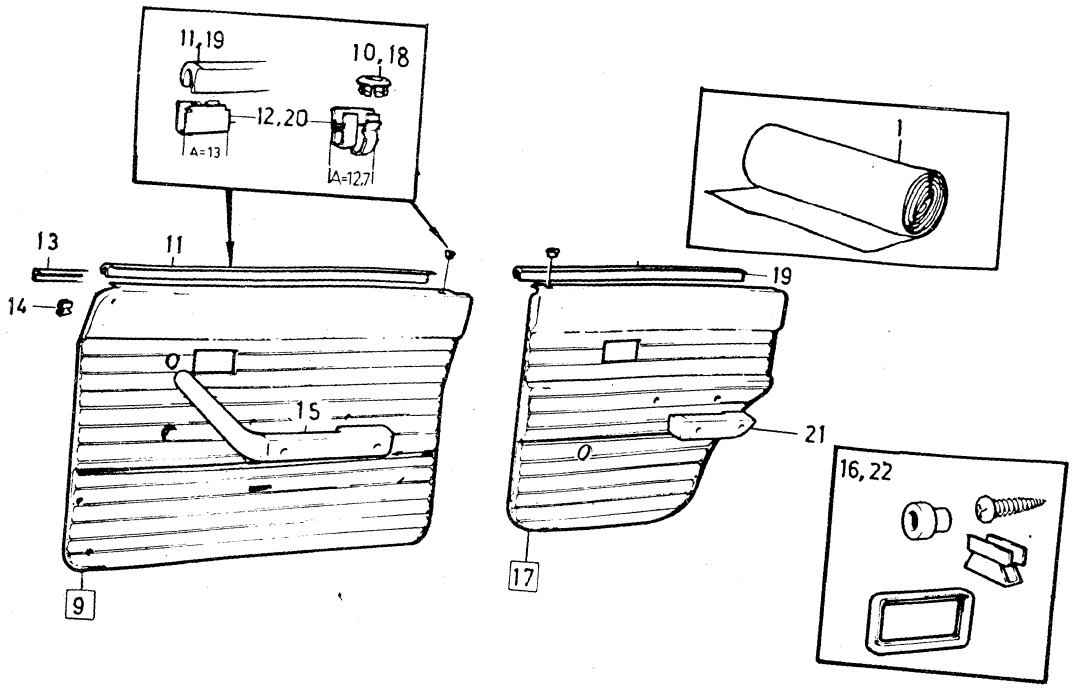

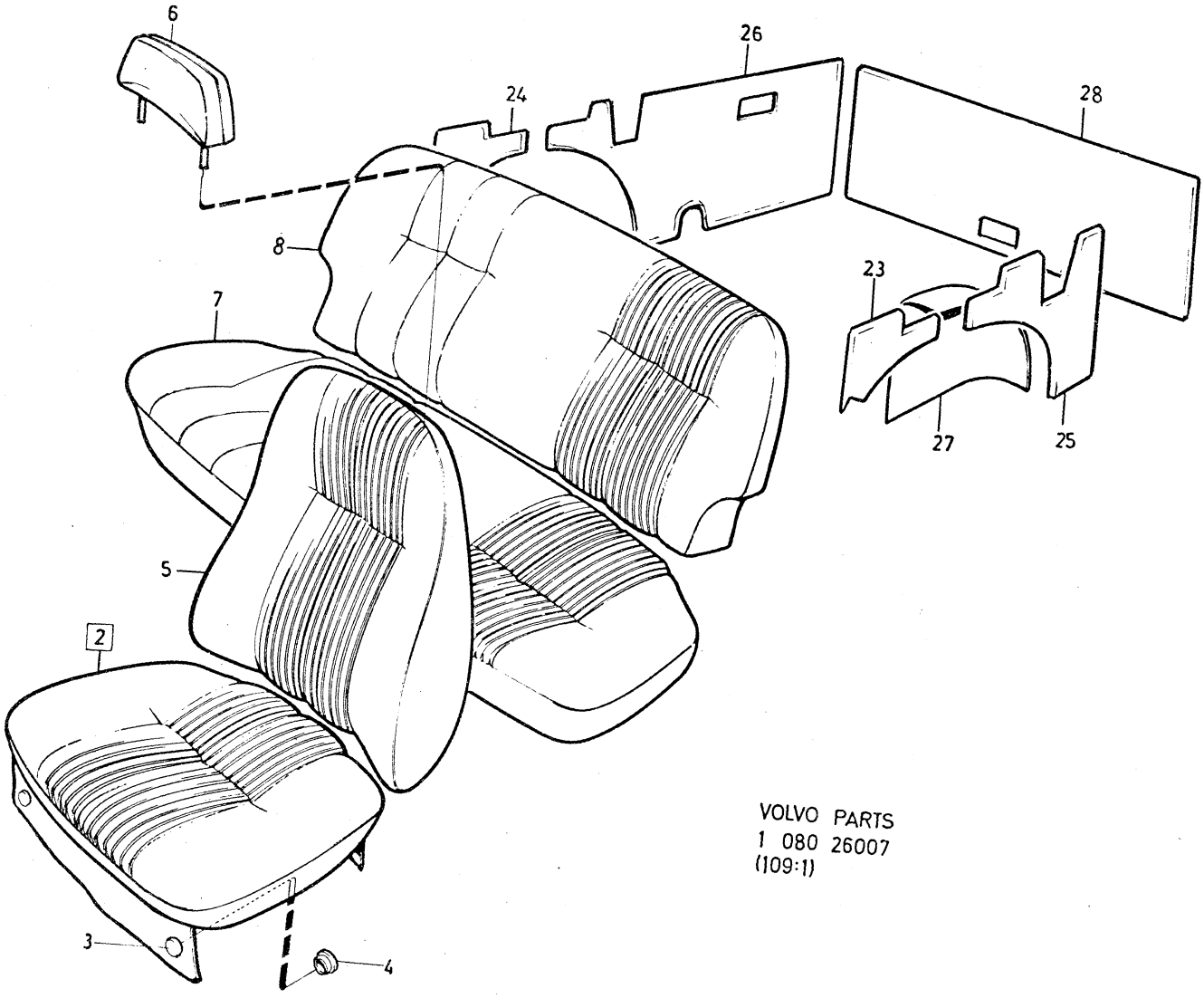

VOLVO PARTS
1 080 26007
(109:1)

Sida Page	Grupp Group	Innerklädsel 145, klädselkombination	Upholstery 145, upholstery combination	Illustration
310	8	804, 804 B	800, 804 B	26007 1979–11

3460

Pos. Fig.	Antal/Quantity 804	804B			Artikel nr Part No	Benämning	Description	Sats Kit	B P S R	Anmärkning Notes	
23	1	–	–	–	692612-5	Panel, V	Panel, L		8		1120
	–	1	–	–	375935-4	Panel, V	Panel, L		8		1140
24	1	–	–	–	692613-3	Panel, H	Panel, R		8		1160
	–	1	–	–	375936-2	Panel, H	Panel, R		8		1180
25	1	1	–	–	692310-6	Panel, V	Panel, L		8		1200
26	1	1	–	–	692311-4	Panel, H	Panel, R		8		1220
27	1	–	–	–	692614-1	Klädsel, V	Cover, L		8		1240
	–	1	–	–	375974-3	Klädsel, V	Cover, L		8		1260
	1	–	–	–	692615-8	Klädsel, H	Cover, R		8		1280
	–	1	–	–	375975-0	Klädsel, H	Cover, R		8		1300
28	1	1	–	–	692312-2	Panel	Panel		8		1

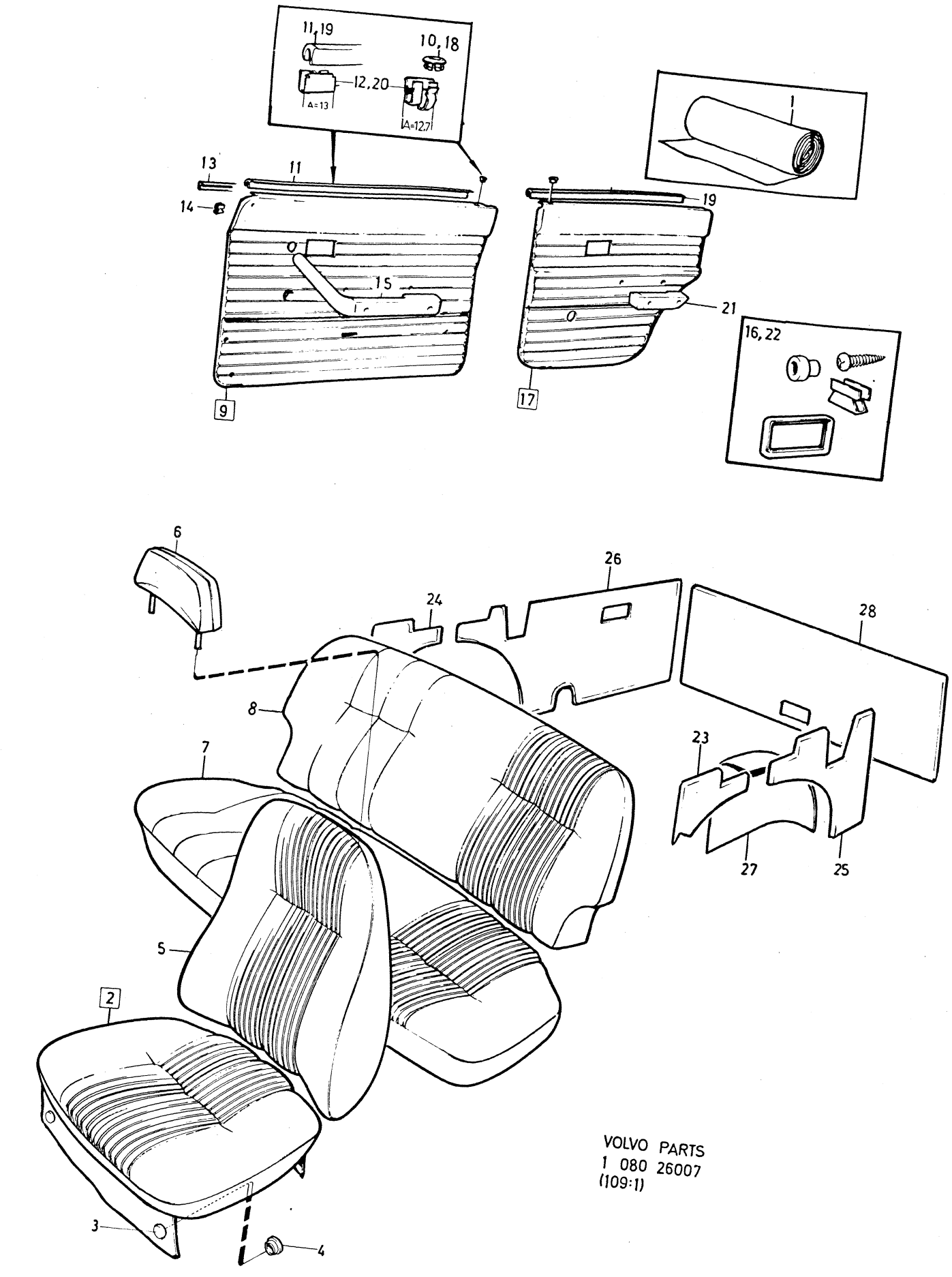

VOLVO PARTS
1 080 26007
(109:1)

Sida / Page	Grupp / Group	Innerklädsel 145, klädselkombination	Upholstery 145, upholstery combination	Illustration
312	8	805, 806, 807, 808	805, 806, 807, 808	3500 26007 1979–11

Pos. Fig.	Antal/Quantity 805	806	807	808	Artikel nr Part No	Benämning	Description	Sats Kit	B P S R	Anmärkning Notes	
1	ERF	–	–	–	99791-6	Trikåplast, präglad, vit	Plastic–coated fabric, elastic, perforated, white		8	METERVARA	0020 0040 0060
	ERF	–	–	–		Trikåplast, vit	Plastic–coated fabric, elastic, white		8	METERVARA (99792)	0080 0100
	ERF	–	–	–		Vävplast, vit	Plastic–coated fabric, white		8	METERVARA (99793)	0120 0140
						Produktskylten stämplad 805–584	Designation plate stamped 805–584				0160 0180 0200
	–	ERF	–	–	99844-3	Trikåplast, beige	Plastic–coated fabric, elastic, beige			77) METERVARA	0220
	–	ERF	–	–	99847-6	Vävplast, beige	Plastic–coated fabric, beige			METERVARA ERS AV 99844–3	0260 0280
						Produktskylten stämplad 806–619	Designation plate stamped 806–619				0300 0320 0340
	–	–	ERF	–	99845-0	Trikåplast, blå	Plastic–coated fabric, elastic, blue			METERVARA ERS AV 99848–4	0360 0380
	–	–	ERF	–	99848-4	Vävplast, blå	Plastic–coated fabric, blue			77) METERVARA	0400 0420
						Produktskylten stämplad 807–620	Designation plate stamped 807–620				0440 0460 0480
	–	–	–	ERF	99846-8	Trikåplast, röd	Plastic–coated fabric, elastic, red			77) METERVARA	0500 0520
	–	–	–	ERF	99849-2	Vävplast, röd	Plastic–coated fabric, red			METERVARA ERS AV 99846–8	0540 0560
						Produktskylten stämplad 808–621	Designation plate stamped 808–621				0580 0600 0620
2	2	–	–	–	692616-6	Klädsel	Cover		8		0640
	–	2	–	–	692951-7	Klädsel	Cover		8	82)	0660
	–	–	2	–	692953-3	Klädsel	Cover		8	82)	0680
	–	–	–	2	692955-8	Klädsel	Cover		8	82)	0700
3	12	12	12	12	94944-6	•Knapp	•Button				0720
4	12	12	12	12	94945-3	•Hållare	•Retainer				0740
5	2	–	–	–	692617-4	Klädsel	Cover		8		0760
	–	2	–	–	692952-5	Klädsel	Cover		8	82)	0780
	–	–	2	–	692954-1	Klädsel	Cover		8	82)	0800
	–	–	–	2	692956-6	Klädsel	Cover		8	82)	0820
6	2	–	–	–	692665-3	Klädsel	Cover		8	SPEC UTF 5376	0840
	–	2	–	–	692948-3	Klädsel	Cover		8	82) SPEC UTF 5558	0860
x	–	–	2	–	692949-1	Klädsel	Cover		8	82) SPEC UTF 5559	0880
	–	–	–	2	692950-9	Klädsel	Cover		8	82) SPEC UTF 5560	0900
7	1	–	–	–	692620-8	Klädsel	Cover		8		0920
	–	1	–	–	692966-5	Klädsel	Cover		8	82)	0940
	–	–	1	–	692968-1	Klädsel	Cover		8	82)	0960
	–	–	–	1		Klädsel	Cover		8	82) (692970)	0980
8	1	–	–	–	692621-6	Klädsel	Cover		8		1000
	–	1	–	–	692967-3	Klädsel	Cover		8	82)	1020
	–	–	1	–	692969-9	Klädsel	Cover		8	82)	1040
	–	–	–	1	692971-5	Klädsel	Cover		8	82)	1060
9	1	–	–	–	692632-3	Dörrpanel, V	Door panel, L		8		1080
	–	1	–	–	692999-6	Dörrpanel, V	Door panel, L		8		1100

77. Enhet kvadratmeter. Metervarans bredd = 130 cm. Unit: Square metres. Width of material = 130 cm. Unités, en mètres carrés. Au mètre de largeur 130 cm. Einheit, Quadratmeter. Breite der Meterware = 130 cm. Unidad, en metros cuadrados. Por metro, ancho 130 cm.

82. Ersättes av motsvarande klädselmaterial i metervara. Replaced by the corresponding material sold by length. Remplacement de garniture correspondante en mètre. Wird durch das jetzige Bezugsmaterial in Metervare ersetzt. Sustituye el tapizado correspondiente vendido por metro.

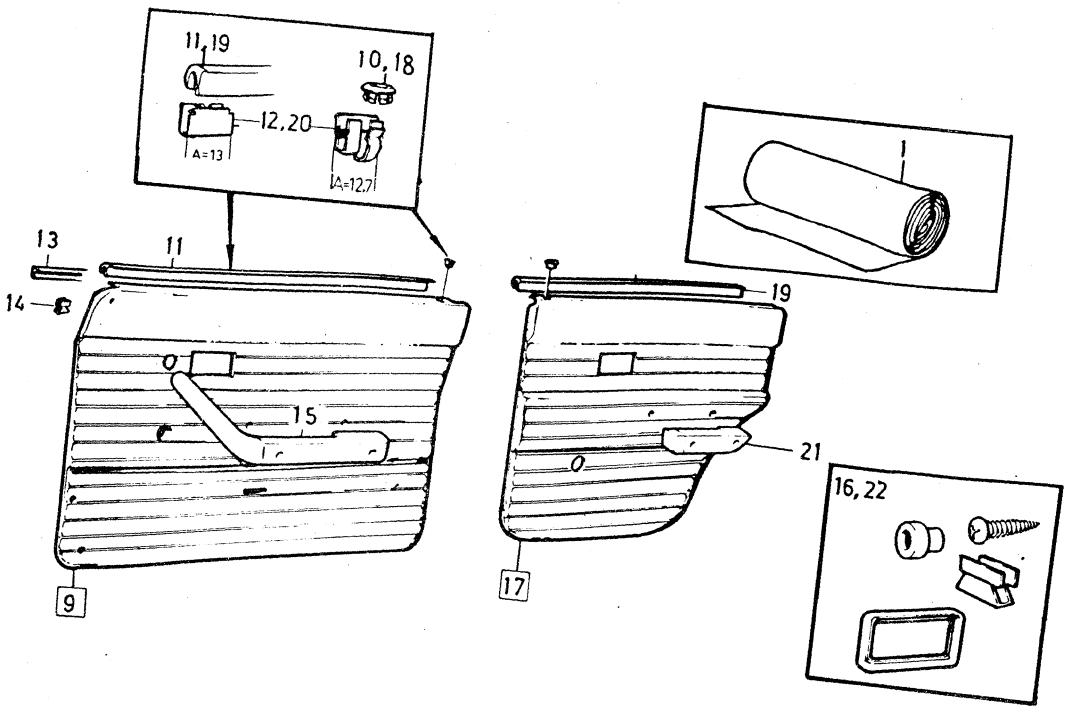

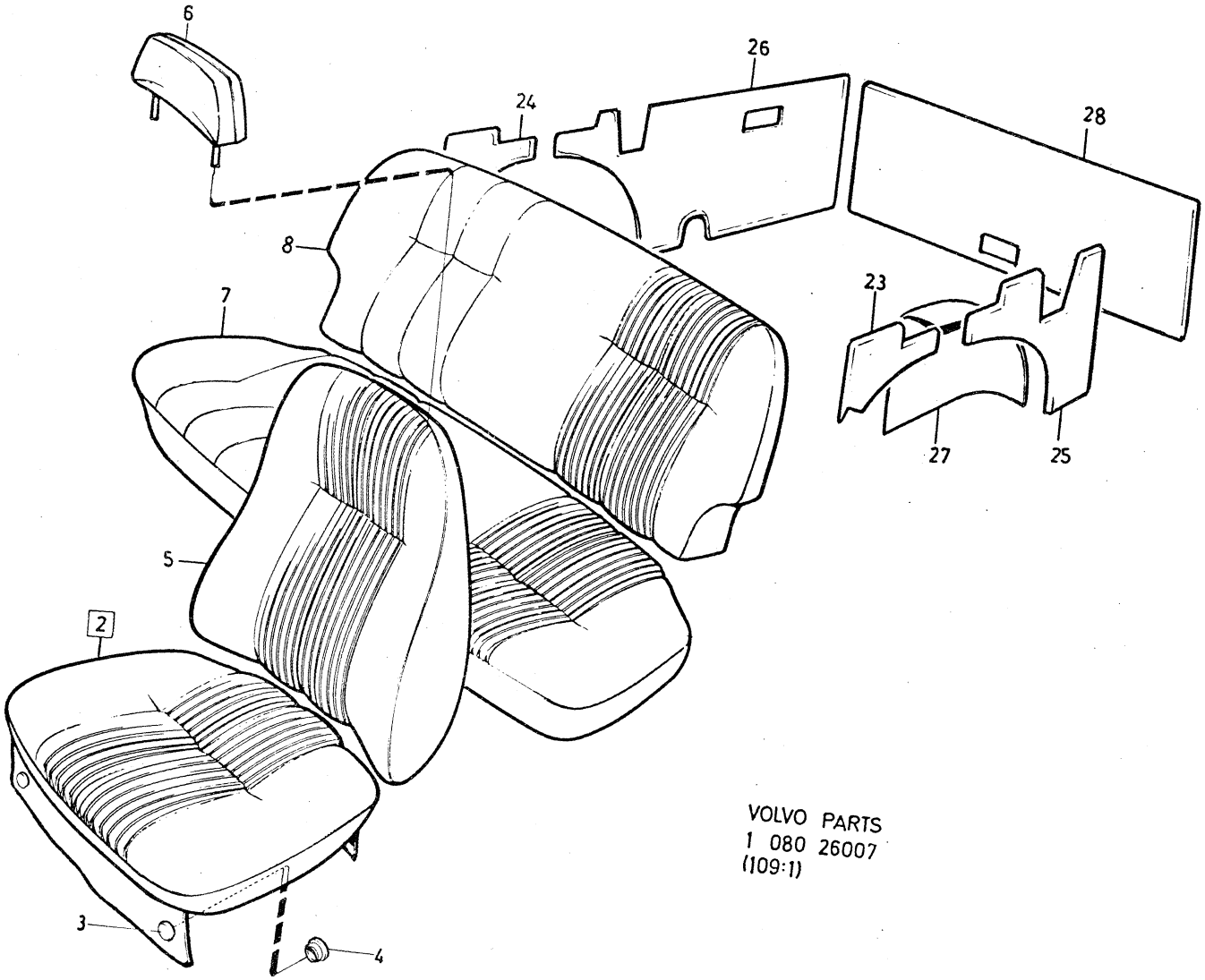

VOLVO PARTS
1 080 26007
(109:1)

Sida Page	Grupp Group	Innerklädsel 145, klädselkombination	Upholstery 145, upholstery combination	Illustration	3500
314	8	805, 806, 807, 808	805, 806, 807, 808	26007 1979–11	

Pos. Fig.	Antal/Quantity 805	806	807	808	Artikel nr Part No	Benämning	Description	Sats Kit	B P S R	Anmärkning Notes	
	–	–	1	–	693001-0	Dörrpanel, V	Door panel, L		8		1120
	–	–	–	1	693003-6	Dörrpanel, V	Door panel, L		8		1140
	1	–	–	–	692633-1	Dörrpanel, H	Door panel, R		8		1160
	–	1	–	–	693000-2	Dörrpanel, H	Door panel, R		8		1180
	–	–	1	–	693002-8	Dörrpanel, H	Door panel, R		8		1200
	–	–	–	1	693004-4	Dörrpanel, H	Door panel, R		8		1220
10	2	2	2	2	677003-6	•Bussning	•Bushing				1240
11	2	2	2	2	678198-3	•List	•Moulding				1260
12	10	10	10	10	678201-5	•Clips	•Clip			A=12,7	1280
	14	14	14	14	942188-4	•Clips	•Clip			A=13	1300
13	2	2	2	2	680652-5	•Prydnadslist	•Trim moulding				13
14	6	6	6	6	680730-9	•Clips	•Clip				13
15	–	–	–	–		Armstöd	Arm rest			SE SIDA 384, 4-I11	1360
16	–	–	–	–		Monteringsdetaljer	Installation components			SE SIDA 378, 4-I05	1380 1400
17	1	–	–	–	692634-9	Dörrpanel, V	Door panel, L		8		1420
	–	1	–	–	693005-1	Dörrpanel, V	Door panel, L		8		14
	–	–	1	–	693007-7	Dörrpanel, V	Door panel, L		8		14
	–	–	–	1	693009-3	Dörrpanel, V	Door panel, L		8		1480
	1	–	–	–	692635-6	Dörrpanel, H	Door panel, R		8		1500
	–	1	–	–	693006-9	Dörrpanel, H	Door panel, R		8		1520
	–	–	1	–	693008-5	Dörrpanel, H	Door panel, R		8		1540
	–	–	–	1	693010-1	Dörrpanel, H	Door panel, R		8		1560
18	2	2	2	2	677003-6	•Bussning	•Bushing				1580
19	2	2	2	2	678199-1	•List	•Moulding				1600
20	12	12	12	12	678201-5	•Clips	•Clip			A=12,7	1620
	10	10	10	10	942188-4	•Clips	•Clip			A=13	1640
21	–	–	–	–		Armstöd	Arm rest			SE SIDA 384, 4-I11	1660
22	–	–	–	–		Monteringsdetaljer	Installation components			SE SIDA 378, 4-I05	1680 1700
23	1	–	–	–	692638-0	Panel, V	Panel, L		8		1720
	–	1	–	–	693017-6	Panel, V	Panel, L		8		1740
	–	–	1	–	693019-2	Panel, V	Panel, L		8		1760
	–	–	–	1	693021-8	Panel, V	Panel, L		8		1780
24	1	–	–	–	692639-8	Panel, H	Panel, R		8		1800
	–	1	–	–	693018-4	Panel, H	Panel, R		8		1820
	–	–	1	–	693020-0	Panel, H	Panel, R		8		1840
	–	–	–	1	693022-6	Panel, H	Panel, R		8		18
25	1	1	1	1	692310-6	Panel, V	Panel, L		8		18
26	1	1	1	1	692311-4	Panel, H	Panel, R		8		1900
27	1	–	–	–		Klädsel, V	Cover, L		8	(692640)	1920
	–	1	–	–	693023-4	Klädsel, V	Cover, L		8		1940
	–	–	1	–	693025-9	Klädsel, V	Cover, L		8		1960
	–	–	–	1	693027-5	Klädsel, V	Cover, L		8		1980
	1	–	–	–		Klädsel, H	Cover, R		8	(692641)	20
	–	1	–	–	693024-2	Klädsel, H	Cover, R		8		2020
	–	–	1	–	693026-7	Klädsel, H	Cover, R		8		2040
	–	–	–	1	693028-3	Klädsel, H	Cover, R		8		2060
28	1	1	1	1	692312-2	Panel	Panel		8		2080

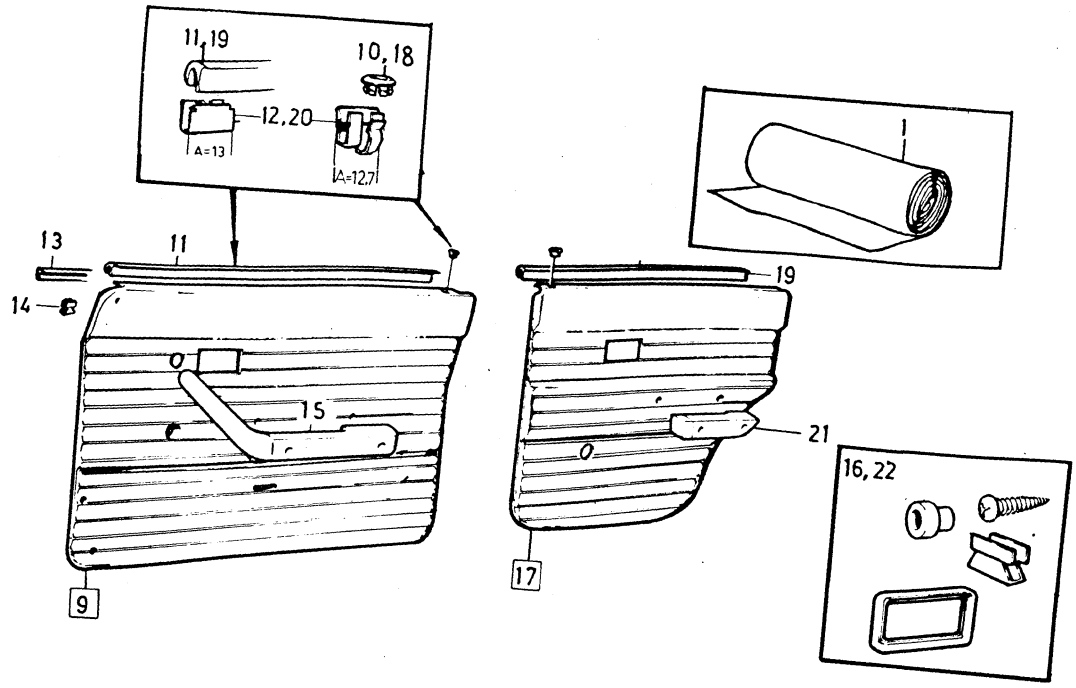

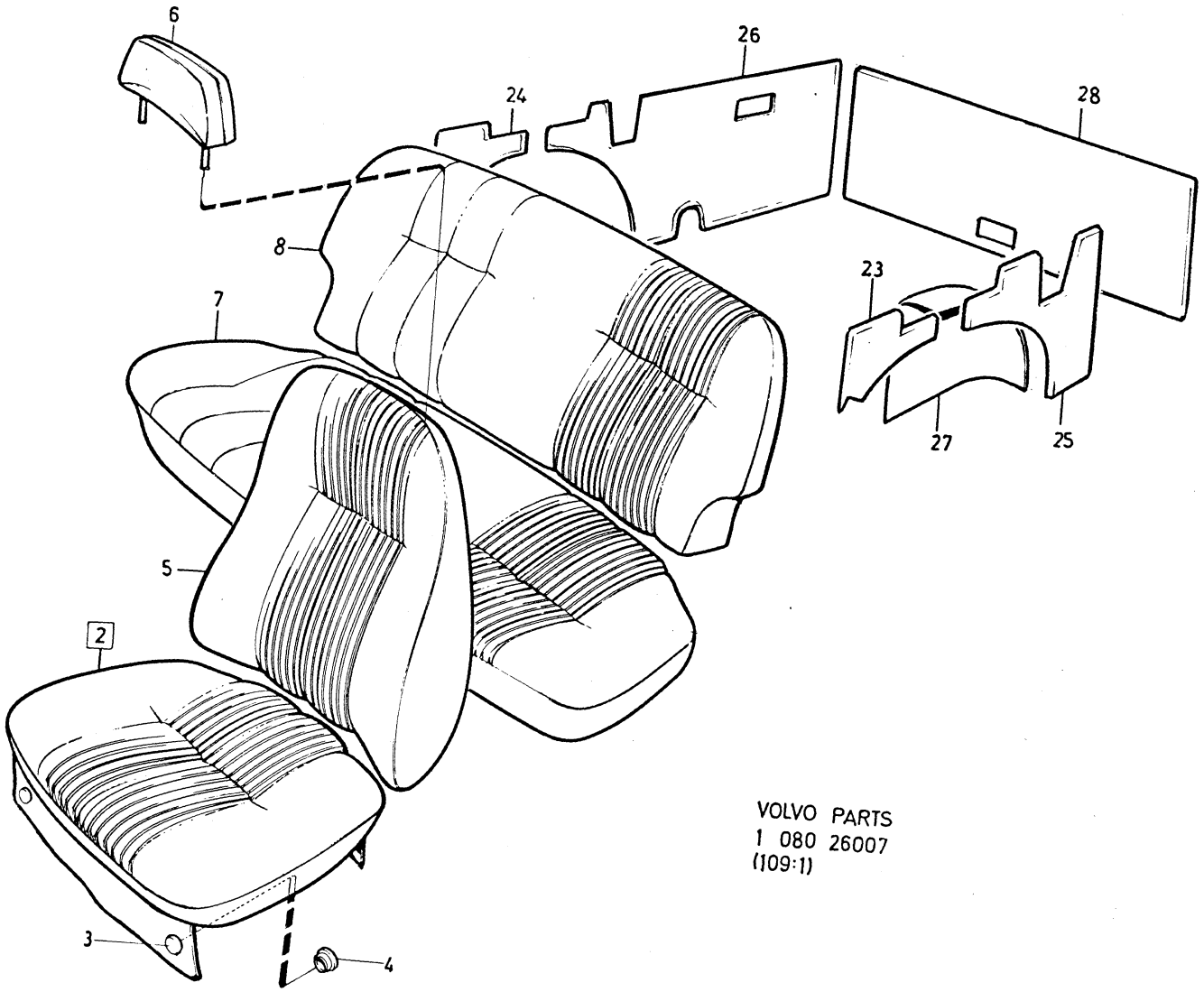

VOLVO PARTS
1 080 26007
(109:1)

Sida / Page	Grupp / Group	Innerklädsel 145, klädselkombination	Upholstery 145, upholstery combination	Illustration
316	8	809, 810, 811	809, 810, 811	3550 26007 1979–11

Pos. Fig.	Antal/Quantity 809	810	811		Artikel nr Part No	Benämning	Description	Sats Kit	BPSR	Anmärkning Notes	
1	ERF	–	–	–	99856-7	Tyg, beige	Material, beige			76) METERVARA	0020
	ERF	–	–	–	99844-3	Trikåplast, beige	Plastic–coated fabric, elastic, beige			77) METERVARA (99847)	0040 0060
						Produktskylten stämplad 809–622	Designation plate stamped 809–622				0080 0100 0120
	–	ERF	–	–	99857-5	Tyg, blått	Material, blue			76) METERVARA	0140
	–	ERF	–	–	99848-4	Vävplast, blå	Plastic–coated fabric, blue			77) METERVARA	0160 0180
						Produktskylten stämplad 810–623	Designation plate stamped 810–623				0200 0[illegible] 0[illegible]
	–	–	ERF	–	99858-3	Tyg, rött	Material, red			76) METERVARA	0260
	–	–	ERF	–	99846-8	Trikåplast, röd	Plastic–coated fabric, elastic, red			77) METERVARA (99849)	0280 0300
						Produktskylten stämplad 811–624	Designation plate stamped 811–624				0320 0[illegible] 0[illegible]
2	2	–	–	–	693031-7	Klädsel	Cover				0380
	–	2	–	–	693033-3	Klädsel	Cover		8	82)	0400
	–	–	2	–	693035-8	Klädsel	Cover		8	82)	0420
3	12	12	12	–	94944-6	•Knapp	•Button				0440
4	12	12	12	–	94945-3	•Hållare	•Retainer				0460
5	2	–	–	–	693032-5	Klädsel	Cover		8	82)	0480
	–	2	–	–	693034-1	Klädsel	Cover				0500
	–	–	2	–	693036-6	Klädsel	Cover		8	82)	0520
6	2	–	–	–	692948-3	Klädsel	Cover		8	82) SPEC UTF 5558	0540
x	–	2	–	–	692949-1	Klädsel	Cover		8	82) SPEC UTF 5559	0560
	–	–	2	–	692950-9	Klädsel	Cover		8	82) SPEC UTF 5560	0580
7	1	–	–	–	693046-5	Klädsel	Cover		8	82)	0600
	–	1	–	–	693048-1	Klädsel	Cover		8	82)	0620
	–	–	1	–	693050-7	Klädsel	Cover		8	82)	0640
8	1	–	–	–	693047-3	Klädsel	Cover		8	82)	0660
	–	1	–	–		Klädsel	Cover		8	82) (693049)	0680
	–	–	1	–	693051-5	Klädsel	Cover		8	82)	0700
9	1	–	–	–	692999-6	Dörrpanel, V	Door panel, L		8		0720
	–	1	–	–	693001-0	Dörrpanel, V	Door panel, L		8		0740
	–	–	1	–	693003-6	Dörrpanel, V	Door panel, L		8		07[illegible]
	1	–	–	–	693000-2	Dörrpanel, H	Door panel, R		8		07[illegible]
	–	1	–	–	693002-8	Dörrpanel, H	Door panel, R		8		0800
	–	–	1	–	693004-4	Dörrpanel, H	Door panel, R		8		0820
10	2	2	2	–	677003-6	•Bussning	•Bushing				0840
11	2	2	2	–	678198-3	•List	•Moulding				0860
12	10	10	10	–	678201-5	•Clips	•Clip			A=12,7	0880
	14	14	14	–	942188-4	•Clips	•Clip			A=13	09[illegible]
13	2	2	2	–	680652-5	•Prydnadslist	•Trim moulding				09[illegible]
14	2	2	2	–	680730-9	•Clips	•Clip				0940
15	–	–	–	–		Armstöd	Arm rest			SE SIDA 384, 4-I11	0960
16	–	–	–	–		Monteringsdetaljer	Installation components			SE SIDA 378, 4-I05	0980 1000
17	1	–	–	–	693005-1	Dörrpanel, V	Door panel, L		8		1020
	–	1	–	–	693007-7	Dörrpanel, V	Door panel, L		8		1040

76. Enhet längdmeter. Metervarans bredd = 150 cm. Unit: Linear metre. Width of material = 150 cm. Unité, en mètres. Au mètre, de largeur 150 cm. Einheit, laufendes Meter. Breite der Meterware = 150 cm. Unidad, en metros. Por metro, ancho 150 cm.

77. Enhet kvadratmeter. Metervarans bredd = 130 cm. Unit: Square metres. Width of material = 130 cm. Unités, en mètres carrés. Au mètre de largeur 130 cm. Einheit, Quadratmeter. Breite der Meterware = 130 cm. Unidad, en metros cuadrados. Por metro, ancho 130 cm.

82. Ersättes av motsvarande klädselmaterial i metervara. Replaced by the corresponding material sold by length. Remplacement de garniture correspondante en mètre. Wird durch das jetzige Bezugsmaterial in Metervare ersetzt. Sustituye el tapizado correspondiente vendido por metro.

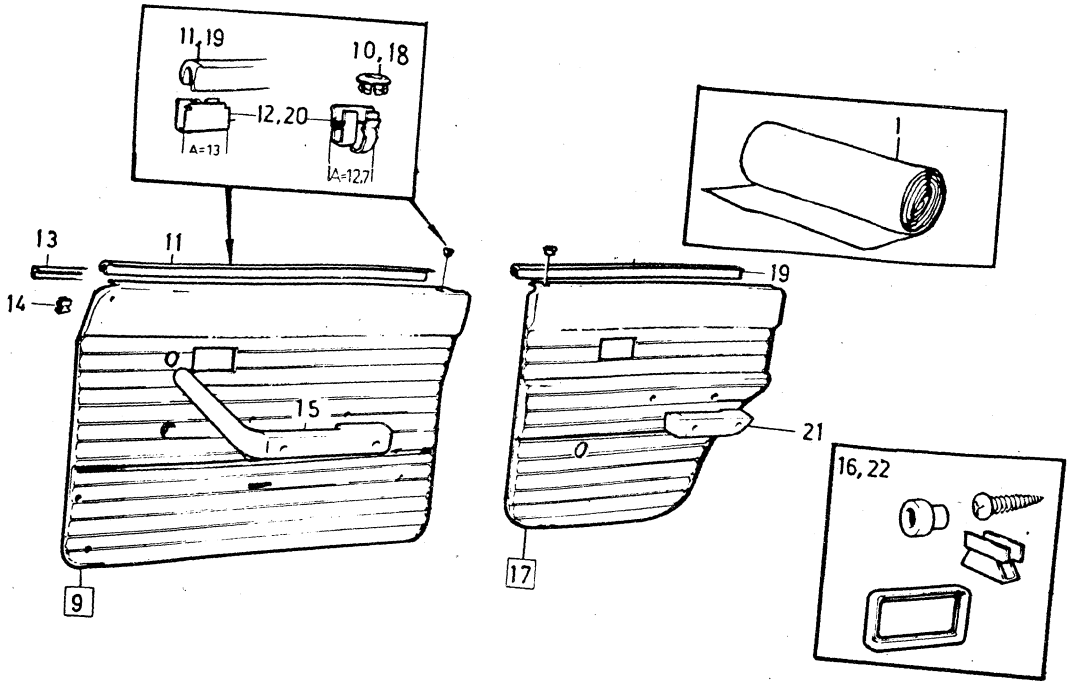

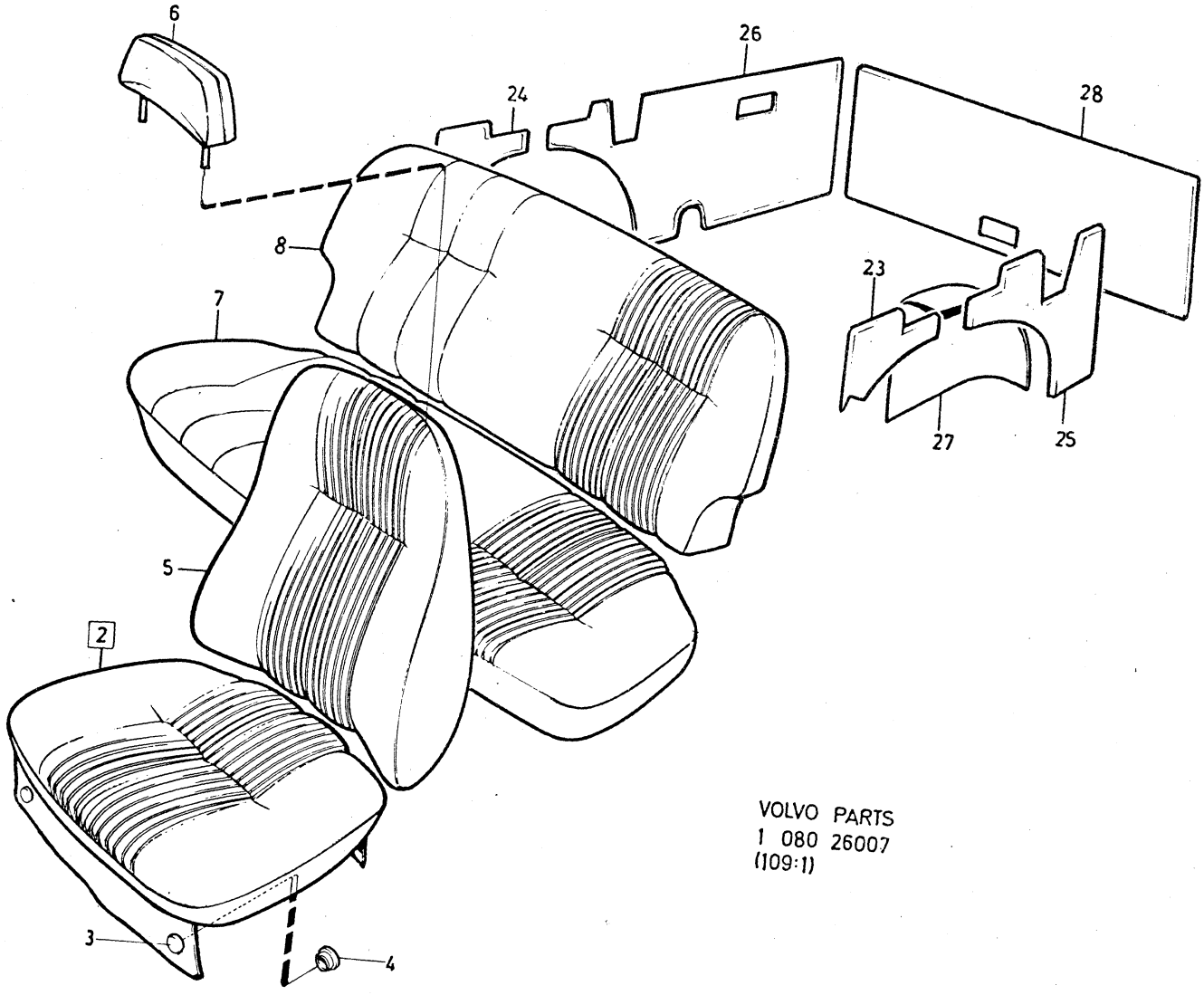

VOLVO PARTS
1 080 26007
(109:1)

Sida Page	Grupp Group	Innerklädsel 145, klädselkombination	Upholstery 145, upholstery combination	Illustration
318	8	809, 810, 811	809, 810, 811	3550 26007 1979–11

Pos. Fig.	Antal/Quantity 809	810	811		Artikel nr Part No	Benämning	Description	Sats Kit	B P S R	Anmärkning Notes	
	–	–	1	–	693009-3	Dörrpanel, V	Door panel, L		8		1060
	1	–	–	–	693006-9	Dörrpanel, H	Door panel, R		8		1080
	–	1	–	–	693008-5	Dörrpanel, H	Door panel, R		8		1100
	–	–	1	–	693010-1	Dörrpanel, H	Door panel, R		8		1120
18	2	2	2	–	677003-6	•Bussning	•Bushing				1140
19	2	2	2	–	678199-1	•List	•Moulding				1160
20	12	12	12	–	678201-5	•Clips	•Clip			A=12,7	1180
	10	10	10	–	942188-4	•Clips	•Clip			A=13	1200
21	–	–	–	–		Armstöd	Arm rest			SE SIDA 384, 4-I11	1220
22	–	–	–	–		Monteringsdetaljer	Installation components			SE SIDA 378, 4-I05	1240 60
23	1	–	–	–	693017-6	Panel, V	Panel, L		8		280
	–	1	–	–	693019-2	Panel, V	Panel, L		8		1300
	–	–	1	–	693021-8	Panel, V	Panel, L		8		1320
24	1	–	–	–	693018-4	Panel, H	Panel, R		8		1340
	–	1	–	–	693020-0	Panel, H	Panel, R		8		1360
	–	–	1	–	693022-6	Panel, H	Panel, R		8		1380
25	1	1	1	–	692310-6	Panel, V	Panel, L		8		00
26	1	1	1	–	692311-4	Panel, H	Panel, R		8		1420
27	1	–	–	–	693023-4	Klädsel, V	Cover, L		8		1440
	–	1	–	–	693025-9	Klädsel, V	Cover, L		8		1460
	–	–	1	–	693027-5	Klädsel, V	Cover, L		8		1480
	1	–	–	–	693024-2	Klädsel, H	Cover, R		8		1500
	–	1	–	–	693026-7	Klädsel, H	Cover, R		8		1520
	–	–	1	–	693028-3	Klädsel, H	Cover, R		8		1540
28	1	1	1	–	692312-2	Panel	Panel		8		1560

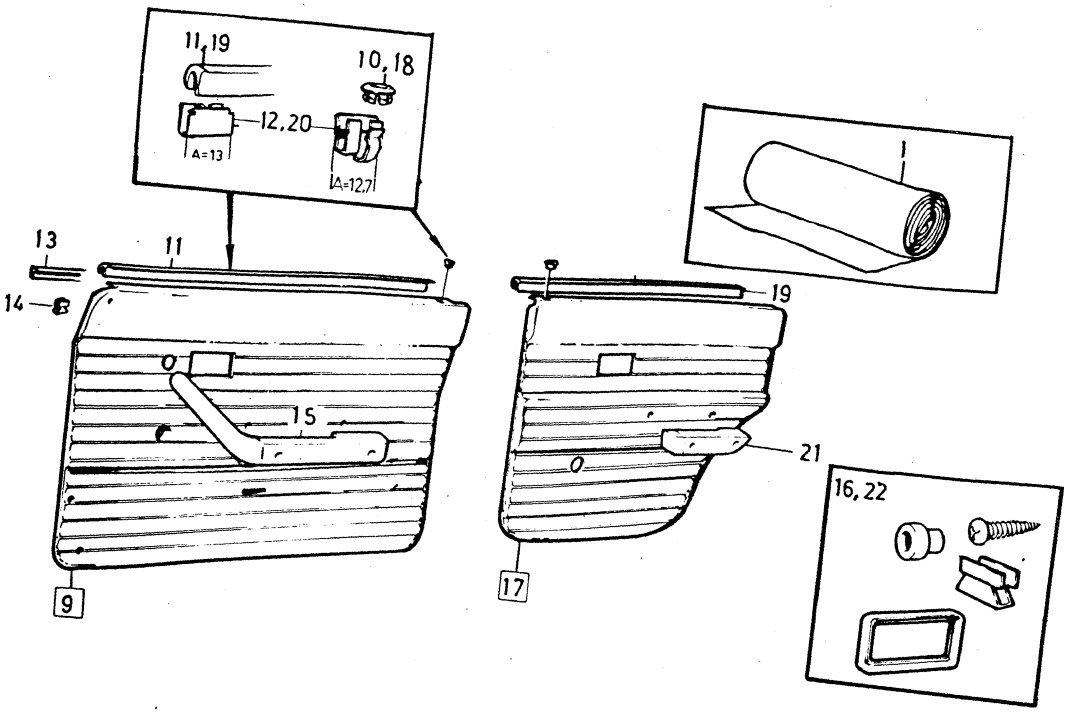

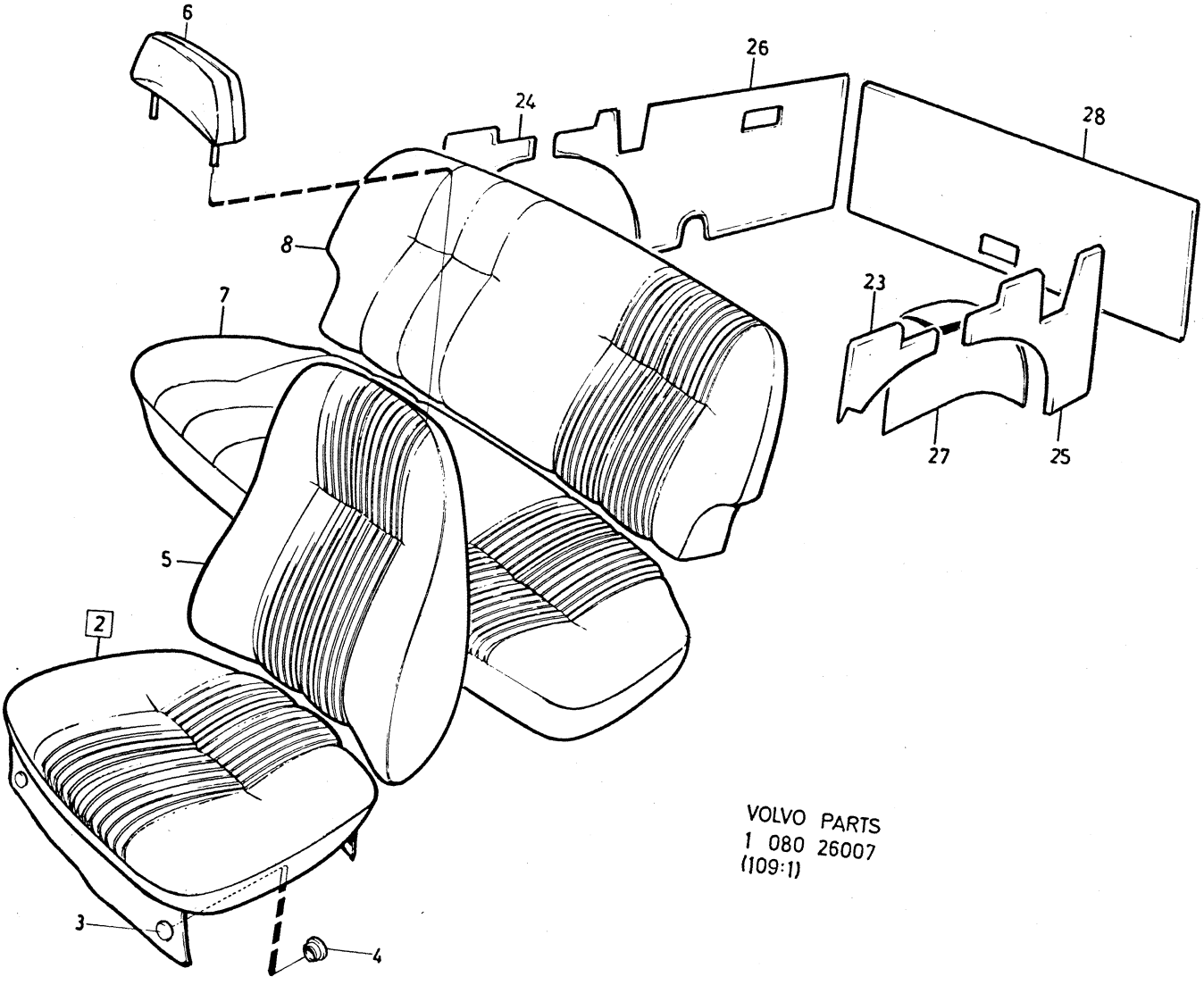

VOLVO PARTS
1 080 26007
(109:1)

Sida Page	Grupp Group	Innerklädsel 145, klädselkombination	Upholstery 145, upholstery combination	Illustration	3600
320	8	812, 813, 814, 815.	812, 813, 814, 815.	26007 1979–11	

Pos. Fig.	Antal/Quantity 812	813	814	815	Artikel nr Part No	Benämning	Description	Sats Kit	B P S R	Anmärkning Notes	
1	ERF	–	–	–	99904-5	Trikåplast, grå	Plastic–coated fabric, elastic, grey		8	METERVARA	0020 0040
	ERF	–	–	–	99907-8	Vävplast, grå Produktskylten stämplad 812–675	Plastic–coated fabric, grey Designation plate stamped 812–675		8	METERVARA	0060 0080 0100 0120 0140
	–	ERF	–	–	99905-2	Trikåplast, grönblå	Plastic–coated fabric, elastic, blue–green		8	METERVARA	0160 0180 0200
	–	ERF	–	–	99908-6	Vävplast, grönblå Produktskylten stämplad 813–676	Plastic–coated fabric, blue–green Designation plate stamped 813–676		8	METERVARA	0220 0240 0260 0280 0300
	–	–	ERF	–	99903-7	Trikåplast, beige	Plastic–coated fabric, elastic, beige			81) METERVARA	0320
	–	–	ERF	–	99764-3	Trikåplast, beige Produktskylten stämplad 814–677	Plastic–coated fabric, elastic, beige Designation plate stamped 814–677			77) METERVARA (99960)	0360 0380 0400 0420 0440
	–	–	–	ERF	99916-9	Tyg, grått	Material, grey			76) METERVARA	0460
	–	–	–	ERF	99907-8	Vävplast, grå Produktskylten stämplad 815–678	Plastic–coated fabric, grey Designation plate stamped 815–678		8	METERVARA	0480 0500 0520 0540 0560
2	2	–	–	–	693313-9	Klädsel	Cover		8		0580
	–	2	–	–	693315-4	Klädsel	Cover		8		0600
	–	–	2	–	693317-0	Klädsel	Cover		8	82)	0620
	–	–	–	2	693319-6	Klädsel	Cover		8	82)	0640
3	12	12	12	12	94944-6	•Knapp	•Button				0660
4	12	12	12	12	94945-3	•Hållare	•Retainer				0680
5	2	–	–	–	693314-7	Klädsel	Cover		8		0700
	–	2	–	–	693316-2	Klädsel	Cover		8		0720
	–	–	2	–	693318-8	Klädsel	Cover		8	82)	0740
	–	–	–	2	693320-4	Klädsel	Cover		8	82)	0760
6	2	–	–	–	693358-4	Klädsel	Cover		8		0780
	–	2	–	–	693359-2	Klädsel	Cover		8		0800
	–	–	2	–	693360-0	Klädsel	Cover		8	82)	0820
7	1	–	–	–	693337-8	Klädsel	Cover		8		0840
	–	1	–	–	693339-4	Klädsel	Cover		8		0860
	–	–	1	–	693341-0	Klädsel	Cover		8	82)	0880
	–	–	–	1	693343-6	Klädsel	Cover		8	82)	0900
8	1	–	–	–	693338-6	Klädsel	Cover		8		0920
	–	1	–	–	693340-2	Klädsel	Cover		8		0940
	–	–	1	–	693342-8	Klädsel	Cover		8	82)	0960
	–	–	–	1	693344-4	Klädsel	Cover		8	82)	0980

76. Enhet längdmeter. Metervarans bredd = 150 cm. Unit: Linear metre. Width of material = 150 cm. Unité, en mètres. Au mètre, de largeur 150 cm. Einheit, laufendes Meter. Breite der Meterware = 150 cm. Unidad, en metros. Por metro, ancho 150 cm.

77. Enhet kvadratmeter. Metervarans bredd = 130 cm. Unit: Square metres. Width of material = 130 cm. Unités, en mètres carrés. Au mètre de largeur 130 cm. Einheit, Quadratmeter. Breite der Meterware = 130 cm. Unidad, en metros cuadrados. Por metro, ancho 130 cm.

81. Enhet kvadratmeter. Metervarans bredd = 140 cm. Unit: Square metres. Width of material = 140 cm. Unité, en mètres carrés. Au mètre, de largeur 140 cm. Einheit, Quadratmeter. Breite der Meterware = 140 cm. Unidad, en metros cuadrados. Por metro, ancho 140 cm.

82. Ersättes av motsvarande klädselmaterial i metervara. Replaced by the corresponding material sold by length. Remplacement de garniture correspondante en mètre. Wird durch das jetzige Bezugsmaterial in Metervare ersetzt. Sustituye el tapizado correspondiente vendido por metro.

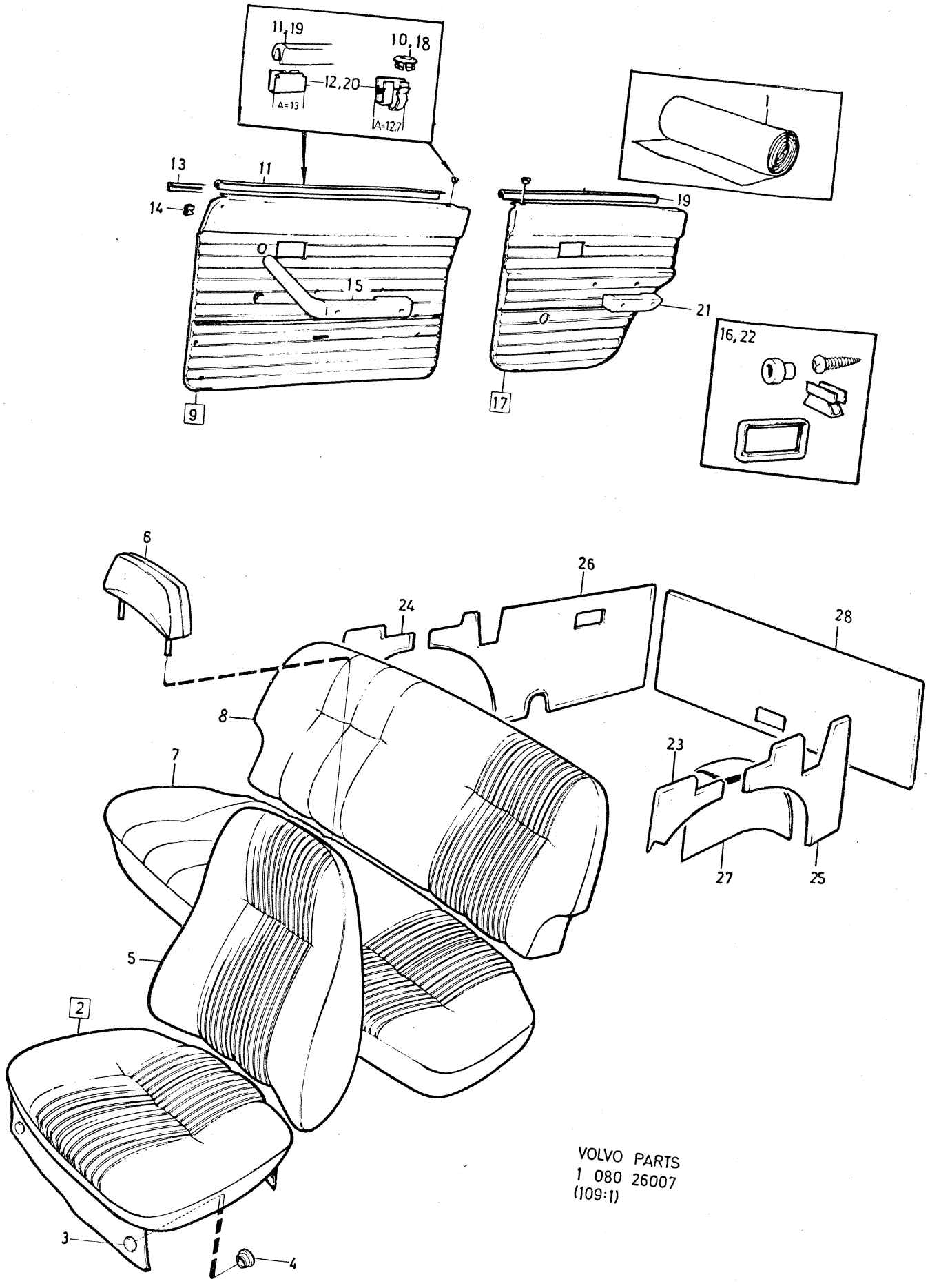

VOLVO PARTS
1 080 26007
(109:1)

Sida Page	Grupp Group	Innerklädsel 145, klädselkombination	Upholstery 145, upholstery combination	Illustration
322	8	812, 813, 814, 815.	812, 813, 814, 815.	3600 26007 1979–11

Pos. Fig.	Antal/Quantity 812	813	814	815	Artikel nr Part No	Benämning	Description	Sats Kit	B P S R	Anmärkning Notes	
9	1	–	–	1	693397-2	Dörrpanel, V	Door panel, L		8		1000
	–	1	–	–	693399-8	Dörrpanel, V	Door panel, L		8		1020
	–	–	1	–	693401-2	Dörrpanel, V	Door panel, L		8		1040
	1	–	–	1	693398-0	Dörrpanel, H	Door panel, R		8		1060
	–	1	–	–	693400-4	Dörrpanel, H	Door panel, R		8		1080
	–	–	1	–	693402-0	Dörrpanel, H	Door panel, R		8		1100
10	2	2	2	2	677003-6	•Bussning	•Bushing				1120
11	2	2	2	2	678198-3	•List	•Moulding				1140
12	10	10	10	10	678201-5	•Clips	•Clip			A=12,7	1160
	14	14	14	14	942188-4	•Clips	•Clip			A=13	1180
13	1	1	1	1	684004-5	•Prydnadslist, V	•Trim moulding, L			ERS AV 1 ST 686781–6, 5 ST 678201–5	1200 1220
	1	1	1	1	684005-2	•Prydnadslist, H	•Trim moulding, R			ERS AV 1 ST 686782–4, 5 ST 678201–5	1240 1260
14	6	6	6	6	680730-9	•Clips	•Clip				1280
15	–	–	–	–		Armstöd	Arm rest			SE SIDA 384, 4-I11	1300
16	–	–	–	–		Monteringsdetaljer	Installation components			SE SIDA 378, 4-I05	1320 40
17	1	–	–	1	693403-8	Dörrpanel, V	Door panel, L		8		1360
	–	1	–	–	693405-3	Dörrpanel, V	Door panel, L		8		1380
	–	–	1	–	693407-9	Dörrpanel, V	Door panel, L		8		1400
	1	–	–	1	693404-6	Dörrpanel, H	Door panel, R		8		1420
	–	1	–	–	693406-1	Dörrpanel, H	Door panel, R		8		1440
	–	–	1	–	693408-7	Dörrpanel, H	Door panel, R		8		1460
18	2	2	2	2	677003-6	•Bussning	•Bushing				1480
19	2	2	2	2	678199-1	•List	•Moulding				1500
20	12	12	12	12	678201-5	•Clips	•Clip			A=12,7	1520
	10	10	10	10	942188-4	•Clips	•Clip			A=13	1540
21	–	–	–	–		Armstöd	Arm rest			SE SIDA 384, 4-I11	1560
22	–	–	–	–		Monteringsdetaljer	Installation components			SE SIDA 378, 4-I05	1580 1600
23	1	–	–	1	693415-2	Panel, V	Panel, L		8		1620
	–	1	–	–	693417-8	Panel, V	Panel, L		8		1640
	–	–	1	–	693419-4	Panel, V	Panel, L		8		1660
24	1	–	–	1	693416-0	Panel, H	Panel, R		8		1680
	–	1	–	–	693418-6	Panel, H	Panel, R		8		1700
	–	–	1	–	693420-2	Panel, H	Panel, R		8		1720
25	1	1	1	1	692310-6	Panel, V	Panel, L		8		1740
26	1	1	1	1	692311-4	Panel, H	Panel, R		8		1760
27	1	–	–	1	693421-0	Klädsel, V	Cover, L		8		1780
	–	1	–	–	693423-6	Klädsel, V	Cover, L		8		1800
	–	–	1	–	693425-1	Klädsel, V	Cover, L		8		1820
	1	–	–	1	693422-8	Klädsel, H	Cover, R		8		1840
	–	1	–	–	693424-4	Klädsel, H	Cover, R		8		1860
	–	–	1	–	693426-9	Klädsel, H	Cover, R		8		1880
28	1	1	1	1	692312-2	Panel	Panel		8		1900

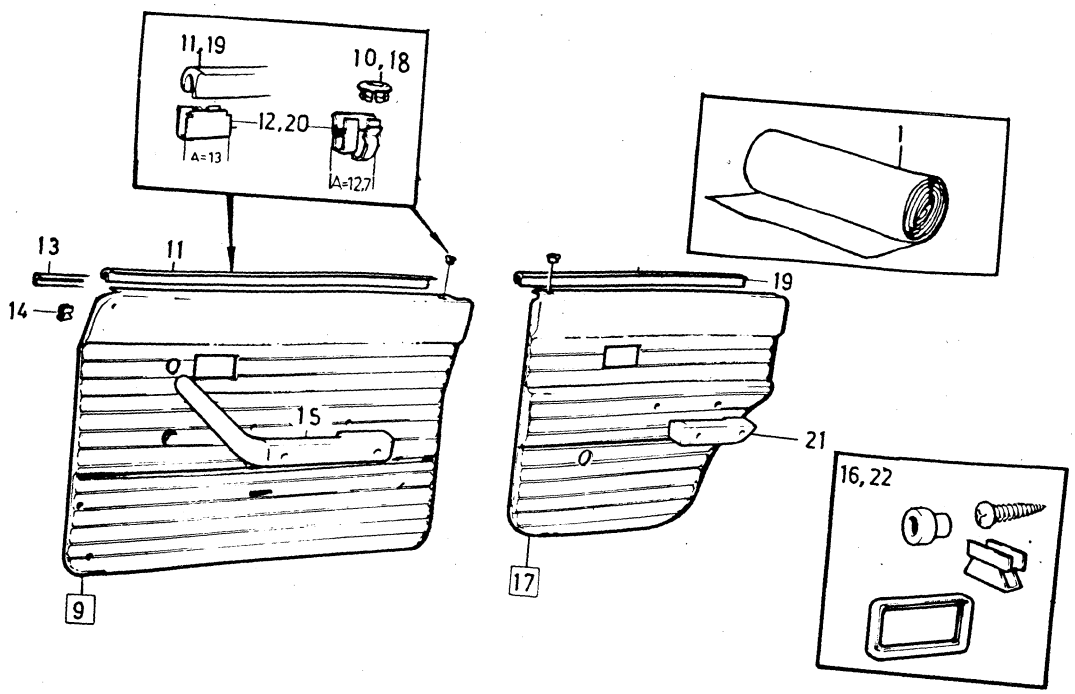

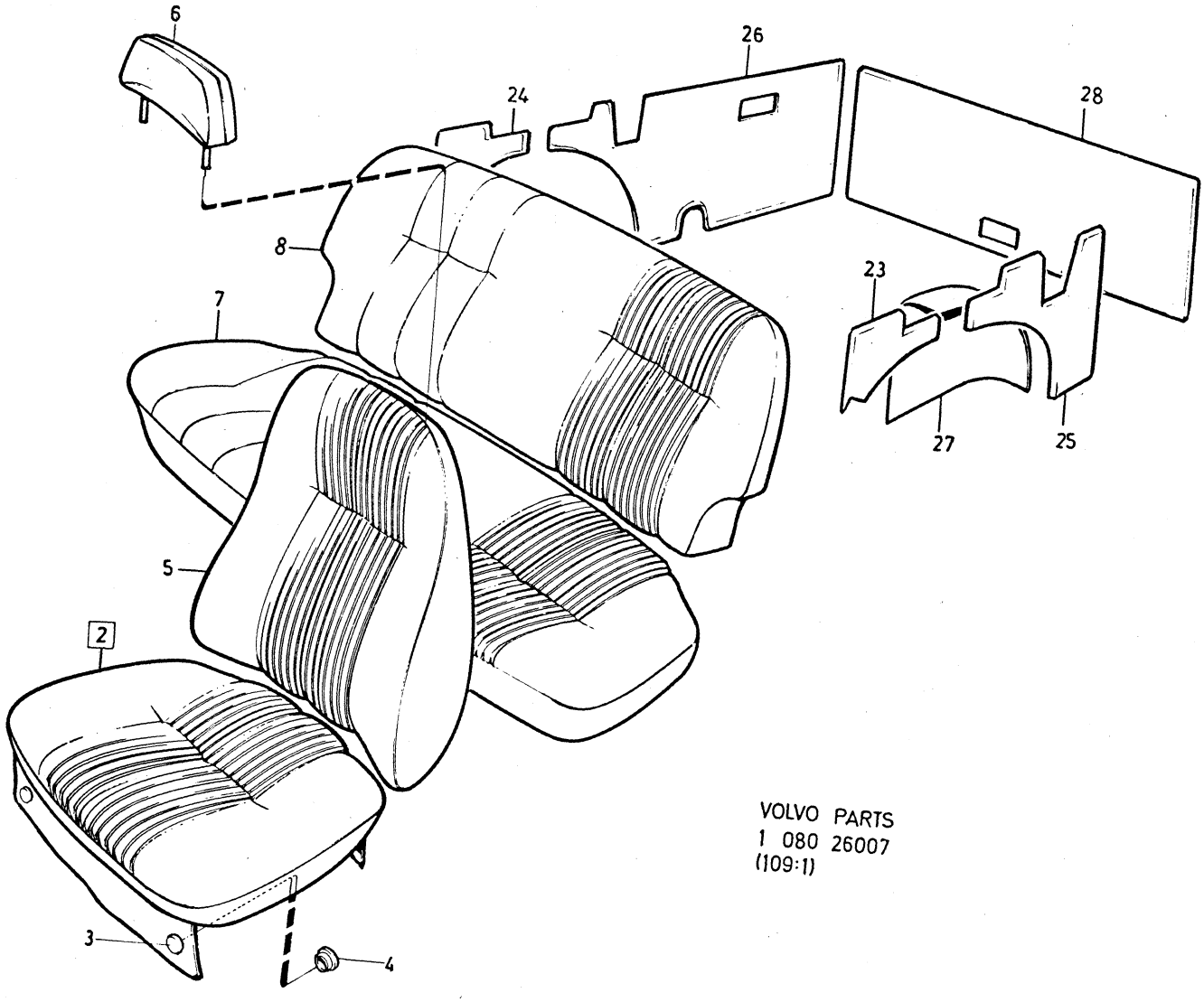

VOLVO PARTS
1 080 26007
(109:1)

Sida Page	Grupp Group	Innerklädsel 145, klädselkombination	Upholstery 145, upholstery combination	Illustration
324	8	816, 817, 821, 822	816, 817, 821, 822	3650 26007 1979–11

	Pos. Fig.	Antal/Quantity 816	817	821	822	Artikel nr Part No	Benämning	Description	Sats Kit	B P S R	Anmärkning Notes	
	1	ERF	–	–	–	99917-7	Tyg, grönblått	Material, blue–green			76) METERVARA	0020
		ERF	–	–	–	99908-6	Vävplast, grönblå	Plastic–coated fabric, blue–green		8	METERVARA	0040 0060
							Produktskylten stämplad 816–679	Designation plate stamped 816–679				0080 0100 0120
		–	ERF	–	–	99915-1	Tyg, gulbrunt	Material, fawn			76) METERVARA	0140
		–	ERF	–	–	99764-3	Vävplast, gulbrunt	Plastic–coated fabric, elastic, fawn			77) METERVARA (99960)	0160 0180
							Produktskylten stämplad 817–680	Designation plate stamped 817–680				0200 [illegible]
		–	–	ERF	–	99846-8	Trikåplast, röd	Plastic–coated fabric, elastic, red			77) METERVARA (99952)	0260 0280
		–	–	ERF	–	99954-0	Vävplast, röd	Plastic–coated fabric, red			METERVARA ERS AV 99846–8	0300 0320
							Produktskylten stämplad 821–681	Designation plate stamped 821–681				0340 [illegible] 0380
x		–	–	–	ERF	699224-2	Trikåplast, blå	Plastic–coated fabric, elastic, blue			76) METERVARA (99953)	0400 0420
		–	–	–	ERF	99955-7	Vävplast, blå	Plastic–coated fabric, blue			METERVARA ERS AV 699224–2	0440 0460
							Produktskylten stämplad 822–682	Designation plate stamped 822–682				0480 0500 0520
	2	2	–	–	–	693321-2	Klädsel	Cover		8	82)	0540
		–	2	–	–	693323-8	Klädsel	Cover		8	82)	0560
		–	–	2	–	695008-3	Klädsel	Cover		8	82)	0580
		–	–	–	2	695010-9	Klädsel	Cover		8	82)	0600
	3	12	12	12	12	94944-6	•Knapp	•Button				0620
	4	12	12	12	12	94945-3	•Hållare	•Retainer				0640
	5	2	–	–	–	693322-0	Klädsel	Cover		8	82)	0660
		–	2	–	–	693324-6	Klädsel	Cover		8	82)	0680
		–	–	2	–	695009-1	Klädsel	Cover		8	82)	0700
		–	–	–	2	695011-7	Klädsel	Cover		8	82)	0720
	6	2	–	–	–	693359-2	Klädsel	Cover		8	82)	0740
		–	2	–	–	693360-0	Klädsel	Cover		8	82)	0760
		–	–	2	–	695080-2	Klädsel	Cover		8	82)	[illegible]
		–	–	–	2	695081-0	Klädsel	Cover		8	82)	0800
	7	1	–	–	–	693345-1	Klädsel	Cover		8	82)	0820
		–	1	–	–	693347-7	Klädsel	Cover		8	82)	0840
		–	–	1	–	695024-0	Klädsel	Cover		8	82)	0860
		–	–	–	1	695025-7	Klädsel	Cover		8	82)	0880
	8	1	–	–	–	693346-9	Klädsel	Cover		8	82)	[illegible]
		–	1	–	–	693348-5	Klädsel	Cover		8	82)	0920
		–	–	1	–	695032-3	Klädsel	Cover		8	82)	0940
		–	–	–	1	695033-1	Klädsel	Cover		8	82)	0960
	9	1	–	–	–	693399-8	Dörrpanel, V	Door panel, L		8		0980
		–	1	–	–	693401-2	Dörrpanel, V	Door panel, L		8		1000
		–	–	1	–	695060-4	Dörrpanel, V	Door panel, L				1020
x		–	–	–	1	696259-1	Dörrpanel, V	Door panel, L			(695619)	1040

76. Enhet längdmeter. Metervarans bredd = 150 cm. Unit: Linear metre. Width of material = 150 cm. Unité, en mètres. Au mètre, de largeur 150 cm. Einheit, laufendes Meter. Breite der Meterware = 150 cm. Unidad, en metros. Por metro, ancho 150 cm.

77. Enhet kvadratmeter. Metervarans bredd = 130 cm. Unit: Square metres. Width of material = 130 cm. Unités, en mètres carrés. Au mètre de largeur 130 cm. Einheit, Quadratmeter. Breite der Meterware = 130 cm. Unidad, en metros cuadrados. Por metro, ancho 130 cm.

82. Ersättes av motsvarande klädselmaterial i metervara. Replaced by the corresponding material sold by length. Remplacement de garniture correspondante en mètre. Wird durch das jetzige Bezugsmaterial in Metervare ersetzt. Sustituye el tapizado correspondiente vendido por metro.

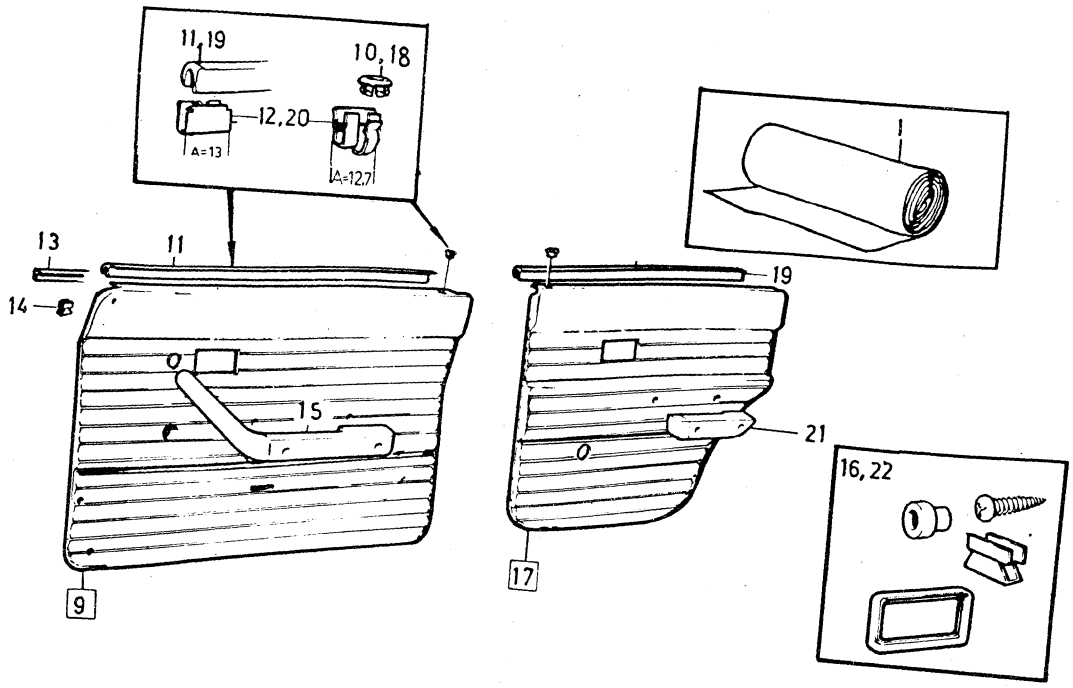

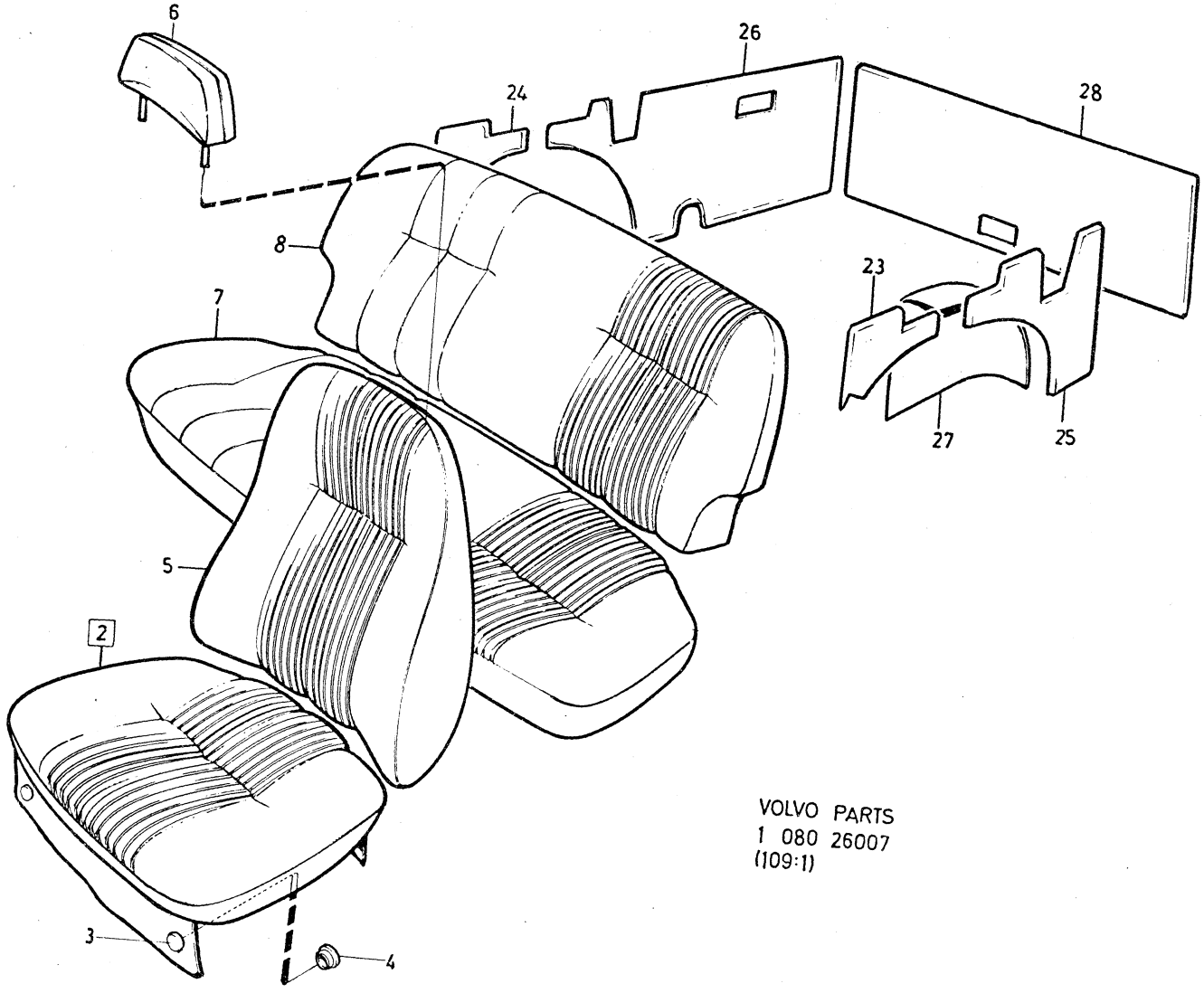

VOLVO PARTS
1 080 26007
(109:1)

Sida Page	Grupp Group	Innerklädsel 145, klädselkombination	Upholstery 145, upholstery combination	Illustration
326	8	816, 817, 821, 822	816, 817, 821, 822	1979–11

	Pos. Fig.	Antal/Quantity 816	817	821	822	Artikel nr Part No	Benämning	Description	Sats Kit	BPSR	Anmärkning Notes	
		1	–	–	–	693400-4	Dörrpanel, H	Door panel, R		8		1060
		–	1	–	–	693402-0	Dörrpanel, H	Door panel, R		8		1080
		–	–	1	–	695061-2	Dörrpanel, H	Door panel, R		8		1100
x		–	–	–	1	696260-9	Dörrpanel, H	Door panel, R			(695620)	1120
	10	2	2	2	2	677003-6	•Bussning	•Bushing				1140
	11	2	2	2	2	678198-3	•List	•Moulding				1160
	12	10	10	10	10	678201-5	•Clips	•Clip			A=12,7	1180
		14	14	14	14	942188-4	•Clips	•Clip			A=13	1200
	13	1	1	1	1	684004-5	•Prydnadslist, V	•Trim moulding, L			ERS AV 1 ST 686781–6, 5 ST 678201–5	1220 1240
		1	1	1	1	684005-2	•Prydnadslist, H	•Trim moulding, R			ERS AV 1 ST 686782–4, 5 ST 678201–5	1[illegible] 12[illegible]
	14	6	6	6	6	680730-9	•Clips	•Clip				1300
	15	–	–	–	–		Armstöd	Arm rest			SE SIDA 384, 4-I11	1320
	16	–	–	–	–		Monteringsdetaljer	Installation components			SE SIDA 378, 4-I05	1340 1360
	17	1	–	–	–	693405-3	Dörrpanel, V	Door panel, L		8		13[illegible]
		–	1	–	–	693407-9	Dörrpanel, V	Door panel, L		8		14[illegible]
x		–	–	1	–	696367-2	Dörrpanel, V	Door panel, L			(695064)	1420
x		–	–	–	1	696261-7	Dörrpanel, V	Door panel, L			(695066)	1440
		1	–	–	–	693406-1	Dörrpanel, H	Door panel, R		8		1460
		–	1	–	–	693408-7	Dörrpanel, H	Door panel, R		8		1480
		–	–	1	–	695065-3	Dörrpanel, H	Door panel, R				1500
x		–	–	–	1	696262-5	Dörrpanel, H	Door panel, R			(695622)	1520
	18	2	2	2	2	677003-6	•Bussning	•Bushing				1540
	19	2	2	2	2	678199-1	•List	•Moulding				1560
	20	12	12	12	12	678201-5	•Clips	•Clip			A=12,7	1580
		10	10	10	10	942188-4	•Clips	•Clip			A=13	1600
	21	–	–	–	–		Armstöd	Arm rest			SE SIDA 384, 4-I11	1620
	22	–	–	–	–		Monteringsdetaljer	Installation components			SE SIDA 378, 4-I05	1640 1660
	23	1	–	–	–	693417-8	Panel, V	Panel, L		8		1680
		–	1	–	–	693419-4	Panel, V	Panel, L		8		1700
x		–	–	1	–	696392-0	Panel, V	Panel, L			(695072)	1720
x		–	–	–	1	696265-8	Panel, V	Panel, L			(695074)	1740
	24	1	–	–	–	693418-6	Panel, H	Panel, R		8		1760
		–	1	–	–	693420-2	Panel, H	Panel, R		8		1780
x		–	–	1	–	696393-8	Panel, H	Panel, R			(695073)	18[illegible]
x		–	–	–	1	696266-6	Panel, H	Panel, R			(695075)	18[illegible]
	25	1	1	1	1	692310-6	Panel, V	Panel, L		8		1840
	26	1	1	1	1	692311-4	Panel, H	Panel, R		8		1860
	27	1	–	–	–	693423-6	Klädsel, V	Cover, L		8		1880
		–	1	–	–	693425-1	Klädsel, V	Cover, L		8		1900
		–	–	1	–	695076-0	Klädsel, V	Cover, L		8		19[illegible]
		–	–	–	1	695078-6	Klädsel, V	Cover, L		8		19
		1	–	–	–	693424-4	Klädsel, H	Cover, R		8		1960
		–	1	–	–	693426-9	Klädsel, H	Cover, R		8		1980
		–	–	1	–	695077-8	Klädsel, H	Cover, R		8		2000
		–	–	–	1	695079-4	Klädsel, H	Cover, R		8		2020
	28	1	1	1	1	692312-2	Panel	Panel		8		2040
		–	–	–	–							2060

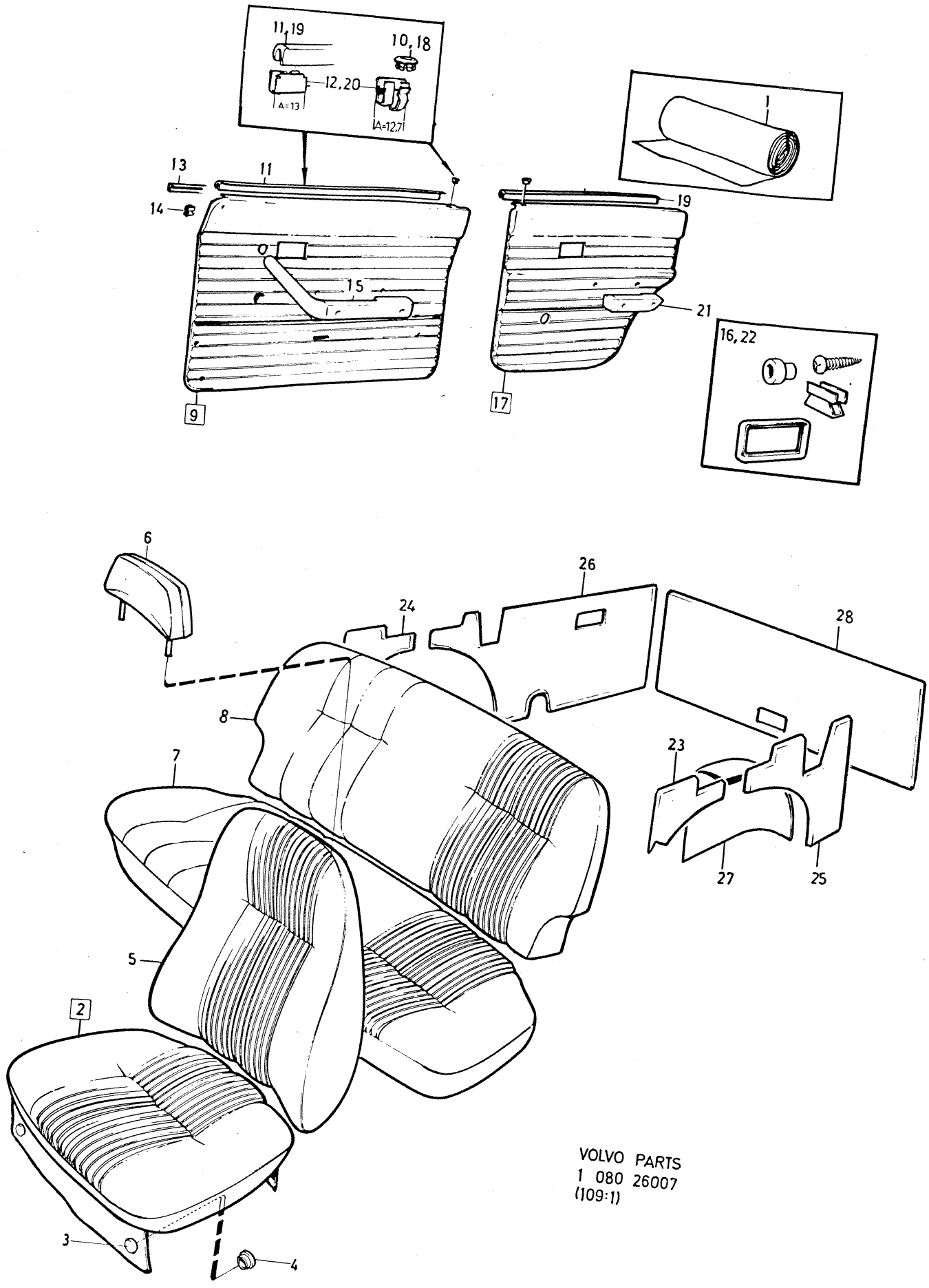

VOLVO PARTS
1 080 26007
(109:1)

Sida Page	Grupp Group	Innerklädsel 145, klädselkombination	Upholstery 145, upholstery combination	Illustration
328	8	823, 824.	823, 824.	3700 26007 1979–11

	Pos. Fig.	Antal/Quantity 823	824			Artikel nr Part No	Benämning	Description	Sats Kit	BPSR	Anmärkning Notes	
	1	ERF	–	–	–	99858-3	Tyg, rött	Material, red			76) METERVARA	0020
		ERF	–	–	–	99846-8	Trikåplast, röd	Plastic–coated fabric, elastic, red			77) METERVARA (99954)	0040 0060
							Produktskylten stämplad 823–683	Designation plate stamped 823–683				0080 0100 0120
		–	ERF	–	–	99857-5	Tyg, blått	Material, blue			76) METERVARA	0140
x		–	ERF	–	–	699224-2	Trikåplast, blå	Plastic–coated fabric, elastic, blue			76) METERVARA (99955)	0160 0180
							Produktskylten stämplad 824–684	Designation plate stamped 824–684				0200 0[illegible]
	2	2	–	–	–	695012-5	Klädsel	Cover			STD	0260
		2	–	–	–	674982-4	Klädsel	Cover			S–1556, S–1589	0280
		–	2	–	–	695014-1	Klädsel	Cover			STD	0300
		–	2	–	–	649092-4	Klädsel	Cover			S–1556, S–1589	0320
	3	12	12	–	–	94944-6	•Knapp	•Button				0[illegible]
	4	12	12	–	–	94945-3	•Hållare	•Retainer				0[illegible]
	5	2	–	–	–	695013-3	Klädsel	Cover			STD	0380
		2	–	–	–	674983-2	Klädsel	Cover			S–1556, S–1589	0400
		–	2	–	–	695015-8	Klädsel	Cover			STD	0420
		–	2	–	–	649093-2	Klädsel	Cover		8	82) S–1556, S–1589	0440
	6	2	–	–	–	695080-2	Klädsel	Cover			STD	0460
		2	–	–	–	649403-3	Nackstöd med klädsel	Head rest with cover			S–1556, S–1589 (649156)	0480 0500
		–	2	–	–	695081-0	Klädsel	Cover		8	82) STD	0520
		–	2	–	–	649404-1	Nackstöd med klädsel	Head rest with cover		8	82) S–1556, S–1589	0540
	7	1	–	–	–	695026-5	Klädsel	Cover		8	82)	0560
		–	1	–	–	695027-3	Klädsel	Cover		8	82)	0580
	8	1	–	–	–	695034-9	Klädsel	Cover		8	82)	0600
		–	1	–	–	695035-6	Klädsel	Cover		8	82)	0620
	9	1	–	–	–	695060-4	Dörrpanel, V	Door panel, L			STD	0640
		1	–	–	–	674986-5	Dörrpanel, V	Door panel, L		8	S–1556, S–1589	0660
x		–	1	–	–	696259-1	Dörrpanel, V	Door panel, L			(695619)	0680
		–	1	–	–	694413-6	Dörrpanel, V	Door panel, L			S–1556, S–1589 (649096)	0700 0720
		1	–	–	–	695061-2	Dörrpanel, H	Door panel, R			STD	0740
		1	–	–	–	674987-3	Dörrpanel, H	Door panel, R		8	S–1556, S–1589	0[illegible]
x		–	1	–	–	696260-9	Dörrpanel, H	Door panel, R			STD (695620)	0[illegible]
		–	1	–	–	649097-3	Dörrpanel, H	Door panel, R		8	S–1556, S–1589	0800
	10	2	2	–	–	677003-6	•Bussning	•Bushing				0820
	11	2	2	–	–	678198-3	•List	•Moulding				0840
	12	10	10	–	–	678201-5	•Clips	•Clip			A=12,7	0860
		14	14	–	–	942188-4	•Clips	•Clip			A=13	0880
	13	1	1	–	–	684004-5	•Prydnadslist, V	•Trim moulding, L			ERS AV 1 ST 686781–6, 5 ST 678201–5	0[illegible] 0920
		1	1	–	–	684005-2	•Prydnadslist, H	•Trim moulding, L			ERS AV 1 ST 686782–4, 5 ST 678201–5	0940 0960
	14	6	6	–	–	680730-9	•Clips	•Clip				0980
	15	–	–	–	–		Armstöd	Arm rest			SE SIDA 384, 4-I11	1000
	16	–	–	–	–		Monteringsdetaljer	Installation components			SE SIDA 378, 4-I05	1020 1040

76. Enhet längdmeter. Metervarans bredd = 150 cm. Unit: Linear metre. Width of material = 150 cm. Unité, en mètres. Au mètre, de largeur 150 cm. Einheit, laufendes Meter. Breite der Meterware = 150 cm. Unidad, en metros. Por metro, ancho 150 cm.

77. Enhet kvadratmeter. Metervarans bredd = 130 cm. Unit: Square metres. Width of material = 130 cm. Unités, en mètres carrés. Au mètre de largeur 130 cm. Einheit, Quadratmeter. Breite der Meterware = 130 cm. Unidad, en metros cuadrados. Por metro, ancho 130 cm.

82. Ersättes av motsvarande klädselmaterial i metervara. Replaced by the corresponding material sold by length. Remplacement de garniture correspondante en mètre. Wird durch das jetzige Bezugsmaterial in Metervare ersetzt. Sustituye el tapizado correspondiente vendido por metro.

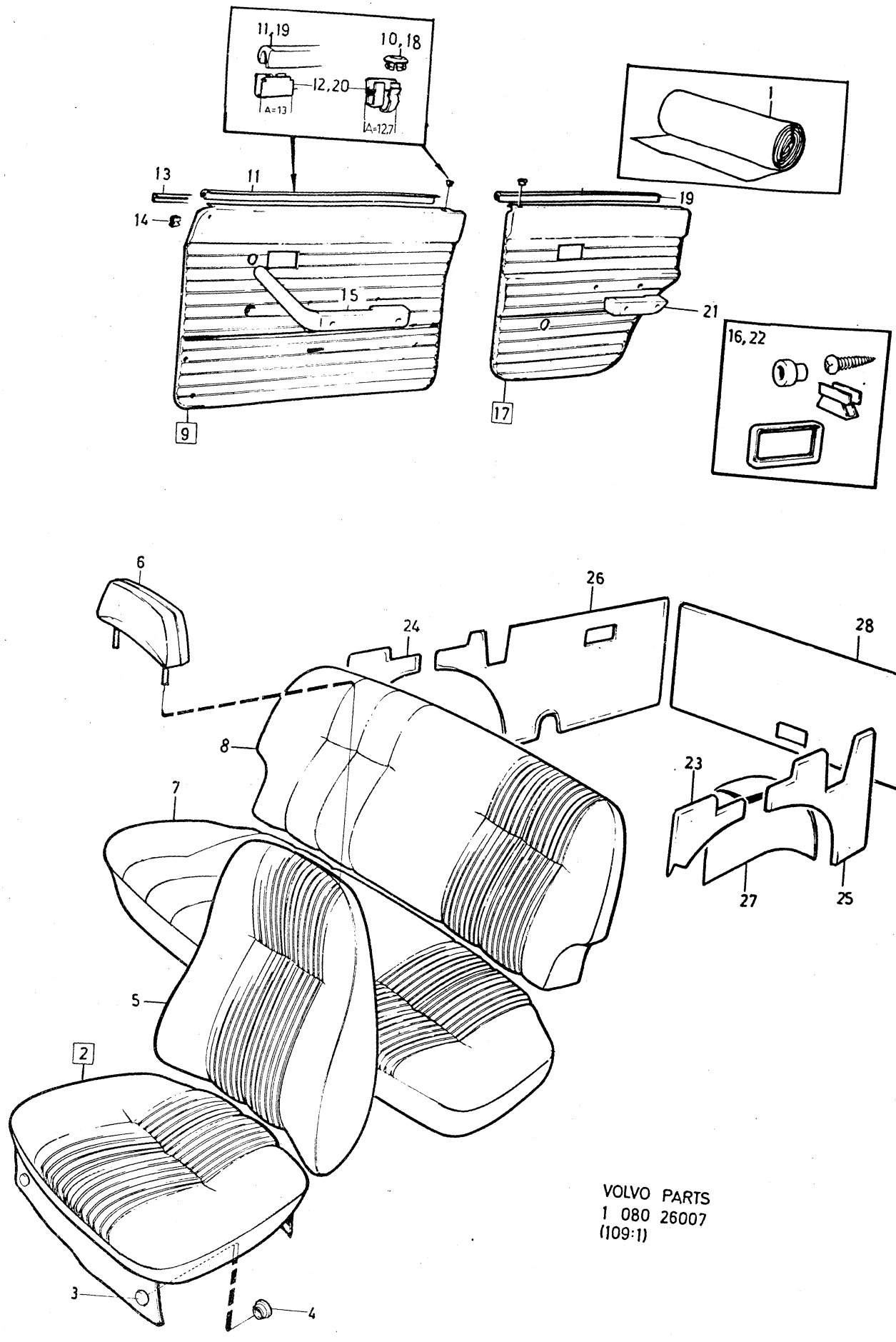

VOLVO PARTS
1 080 26007
(109:1)

Sida Page	Grupp Group	Innerklädsel 145, klädselkombination	Upholstery 145, upholstery combination	Illustration	3700
330	8	823, 824.	823, 824.	26007 1979–11	

	Pos. Fig.	Antal/Quantity 823	824			Artikel nr Part No	Benämning	Description	Sats Kit	B P S R	Anmärkning Notes	
x	17	1	–	–	–	696367-2	Dörrpanel, V	Door panel, L			STD (695064)	1060
		1	–	–	–	674988-1	Dörrpanel, V	Door panel, L		8	S–1556, S–1589	1080
x		–	1	–	–	696261-7	Dörrpanel, V	Door panel, L			STD (695066)	1100
		–	1	–	–	649098-1	Dörrpanel, V	Door panel, L			S–1556, S–1589	1120
		1	–	–	–	695065-3	Dörrpanel, H	Door panel, R			STD	1140
		1	–	–	–	674989-9	Dörrpanel, H	Door panel, R		8	S–1556, S–1589	1160
x		–	1	–	–	696262-5	Dörrpanel, H	Door panel, R			STD (695622)	1180
		–	1	–	–	649099-9	Dörrpanel, H	Door panel, R		8	S–1556, S–1589	1200
	18	2	2	–	–	677003-6	•Bussning	•Bushing				1220
	19	2	2	–	–	678199-1	•List	•Moulding				1240
	20	12	12	–	–	678201-5	•Clips	•Clip			A=12,7	12[illegible]
		10	10	–	–	942188-4	•Clips	•Clip			A=13	12[illegible]
	21	–	–	–	–		Armstöd	Arm rest			SE SIDA 384, 4-I11	1300
	22	–	–	–	–		Monteringsdetaljer	Installation components			SE SIDA 378, 4-I05	1320 1340
x	23	1	–	–	–	696392-0	Panel, V	Panel, L			(695072)	1360
x		–	1	–	–	696265-8	Panel, V	Panel, L			(695074)	13[illegible]
x	24	1	–	–	–	696393-8	Panel, H	Panel, R			(695073)	14[illegible]
x		–	1	–	–	696266-6	Panel, H	Panel, R			(695075)	1420
	25	1	1	–	–	692310-6	Panel, V	Panel, L		8		1440
	26	1	1	–	–	692311-4	Panel, H	Panel, R		8		1460
	27	1	–	–	–	695076-0	Klädsel, V	Cover, L		8		1480
		–	1	–	–	695078-6	Klädsel, V	Cover, L		8		1500
		1	–	–	–	695077-8	Klädsel, H	Cover, R		8		1520
		–	1	–	–	695079-4	Klädsel, H	Cover, R		8		1540
	28	1	1	–	–	692312-2	Panel	Panel		8		1560

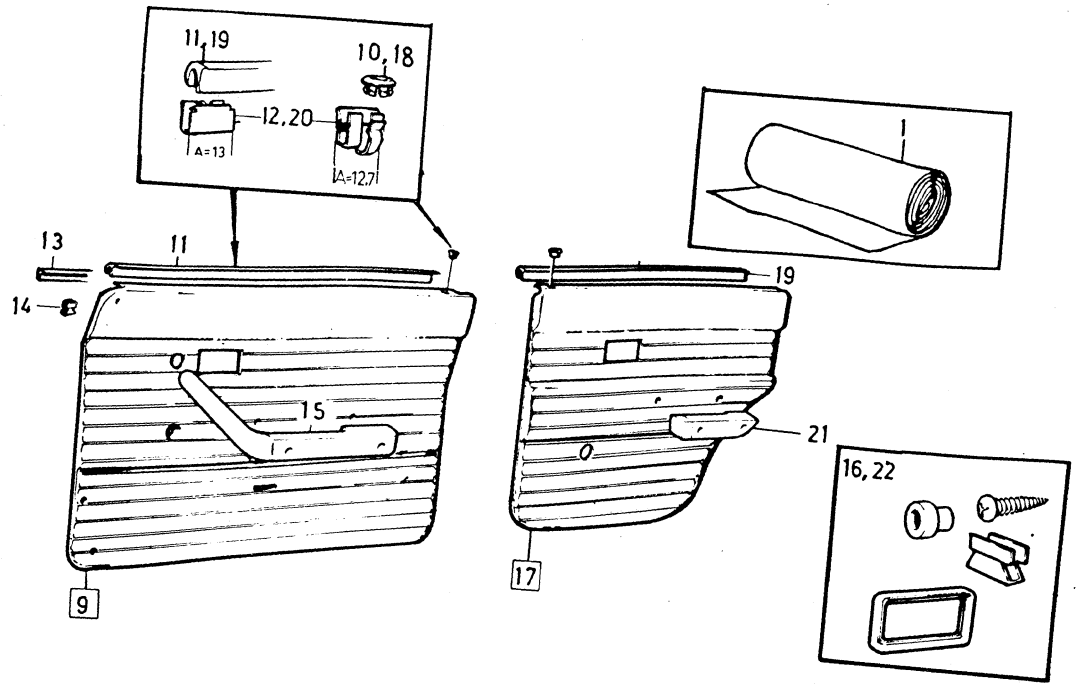

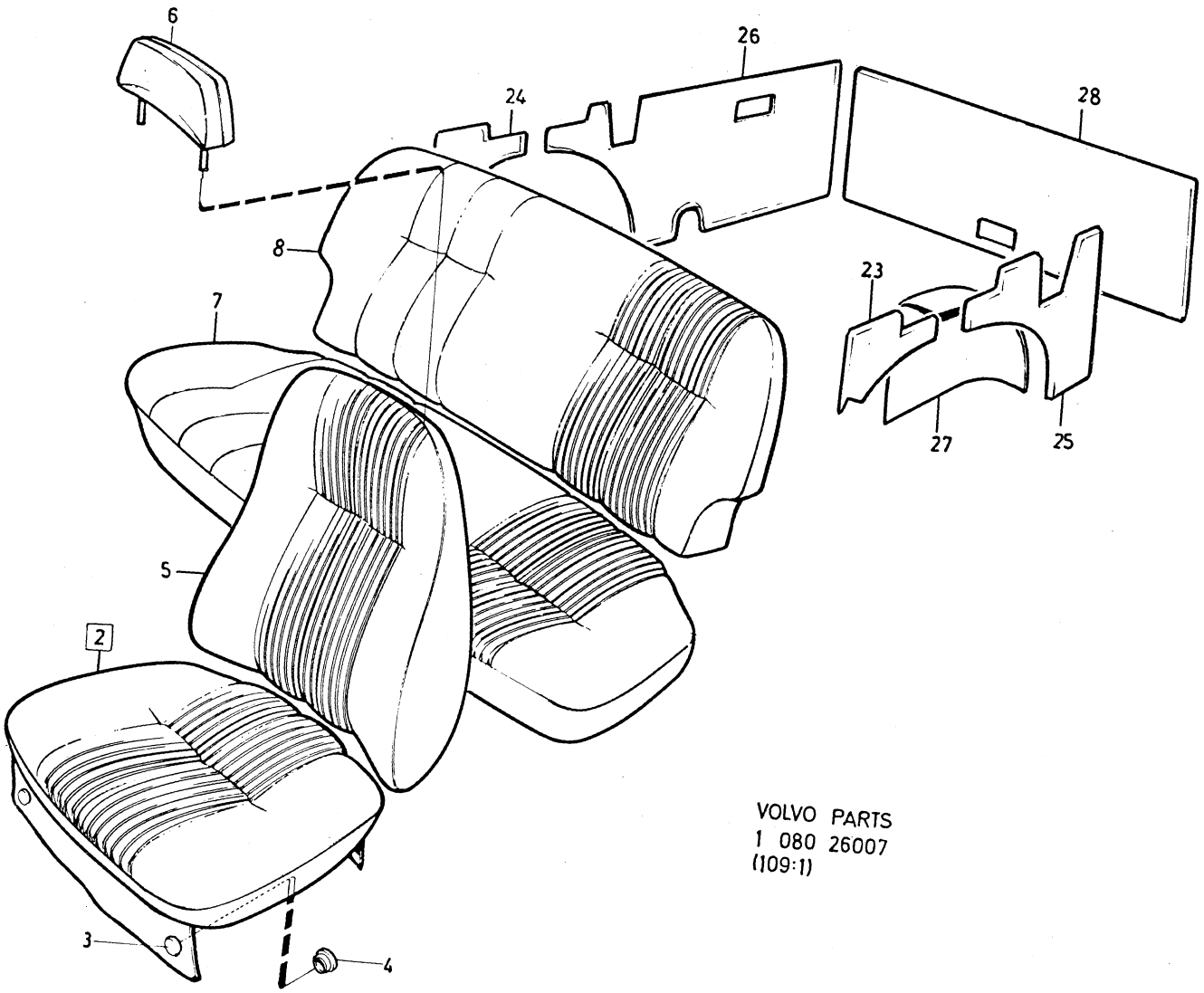

VOLVO PARTS
1 080 26007
(109:1)

Sida Page	Grupp Group	Innerklädsel 145, klädselkombination	Upholstery 145, upholstery combination	Illustration
332	8	828,829,831,832	828, 829, 831, 832	3750 26039 1979–11

Pos. Fig.	Antal/Quantity 828	829	831	832	Artikel nr Part No	Benämning	Description	Sats Kit	B P S R	Anmärkning Notes	
1	ERF	–	–	–	699119-4	Tyg, grått	Material, grey			76) METERVARA	0020
	ERF	–	–	–	699132-7	Trikåplast, grå	Plastic–coated fabric, elastic, grey		8	METERVARA	0040 0060
	ERF	–	–	–	699133-5	Vävplast, grå	Plastic–coated fabric, grey		8	METERVARA	0080 0100
						Produktskylten stämplad 828–740	Designation plate stamped 828–740				0120 0140 0160
	–	ERF	–	–	699001-4	Tyg, blått	Material, blue			76) METERVARA	0180
x	–	ERF	–	–	699224-2	Trikåplast, blå	Plastic–coated fabric, elastic, blue			76) METERVARA (99953)	0200
	–	ERF	–	–	99955-7	Vävplast, blå	Plastic–coated fabric, blue			METERVARA ERS AV 699224-2	0240 0260
						Produktskylten stämplad 829–741	Designation plate stamped 829–741				0280 0300 0320
	–	–	ERF	–	699003-0	Tyg, rött	Material, red			76) METERVARA	0340
	–	–	ERF	–	699065-9	Trikåplast, röd	Plastic–coated fabric, elastic, red			78) METERVARA	0360 0380
	–	–	ERF	–	699012-1	Vävplast, röd	Plastic–coated fabric, red			77) METERVARA	0400 0420
						Produktskylten stämplad 831–742	Designation plate stamped 831–742				0440 0460 0480
	–	–	–	ERF	699004-8	Tyg, gulbrunt	Material, golden brown		8	METERVARA	0500
	–	–	–	ERF	699066-7	Trikåplast, gulbrun	Plastic–coated fabric, elastic, golden brown			78) METERVARA	0520 0540
	–	–	–	ERF	699013-9	Vävplast, gulbrun	Plastic–coated fabric, golden brown			77) METERVARA	0560 0580
						Produktskylten stämplad 832–743	Designation plate stamped 832–743				0600 0620 0640
2	2	–	–	–	694372-4	Klädsel	Cover		8	82)	0660
	–	2	–	–	694374-0	Klädsel	Cover			STD	0680
	–	2	–	–	649385-2	Klädsel	Cover			SPEC UTF S–1601, S–1605	0700
	–	–	2	–	694378-1	Klädsel	Cover		8	82) STD	0720
	–	–	2	–	649382-9	Klädsel	Cover			SPEC UTF S–1601, S–1605	0740
	–	–	–	2	694380-7	Klädsel	Cover		8	82)	0760
3	12	12	12	12	94944-6	•Knapp	•Button				0780
4	12	12	12	12	94945-3	•Hållare	•Retainer				0800
5	2	–	–	–	694373-2	Klädsel	Cover		8	82)	0820
	–	2	–	–	694375-7	Klädsel	Cover		8	82) STD	0840
	–	2	–	–	649386-0	Klädsel	Cover		8	82) SPEC UTF S–1601, S–1605	0860 0880
	–	–	2	–	694379-9	Klädsel	Cover		8	82) STD	0900
	–	–	2	–	649383-7	Klädsel	Cover			SPEC UTF S–1601, S–1605	0920
	–	–	–	2	694381-5	Klädsel	Cover		8	82)	0940
6	2	–	–	–	695533-0	Klädsel	Cover				0960
	–	2	–	–	695534-8	Klädsel	Cover		8	82) STD	0980

76. Enhet längdmeter. Metervarans bredd = 150 cm. Unit: Linear metre. Width of material = 150 cm. Unité, en mètres. Au mètre, de largeur 150 cm. Einheit, laufendes Meter. Breite der Meterware = 150 cm. Unidad, en metros. Por metro, ancho 150 cm.

77. Enhet kvadratmeter. Metervarans bredd = 130 cm. Unit: Square metres. Width of material = 130 cm. Unités, en mètres carrés. Au mètre de largeur 130 cm. Einheit, Quadratmeter. Breite der Meterware = 130 cm. Unidad, en metros cuadrados. Por metro, ancho 130 cm.

78. Enhet kvadratmeter. Metervarans bredd = 145 cm. Unit: Square metres. Width of material = 145 cm. Unité, en mètres carrés. Au mètre, de largeur 145 cm. Einheit, Quadratmeter. Breite der Meterware = 145 cm. Unidad, en metros cuadrados. Por metro, ancho 145 cm.

82. Ersättes av motsvarande klädselmaterial i metervara. Replaced by the corresponding material sold by length. Remplacement de garniture correspondante en mètre. Wird durch das jetzige Bezugsmaterial in Metervare ersetzt. Sustituye el tapizado correspondiente vendido por metro.

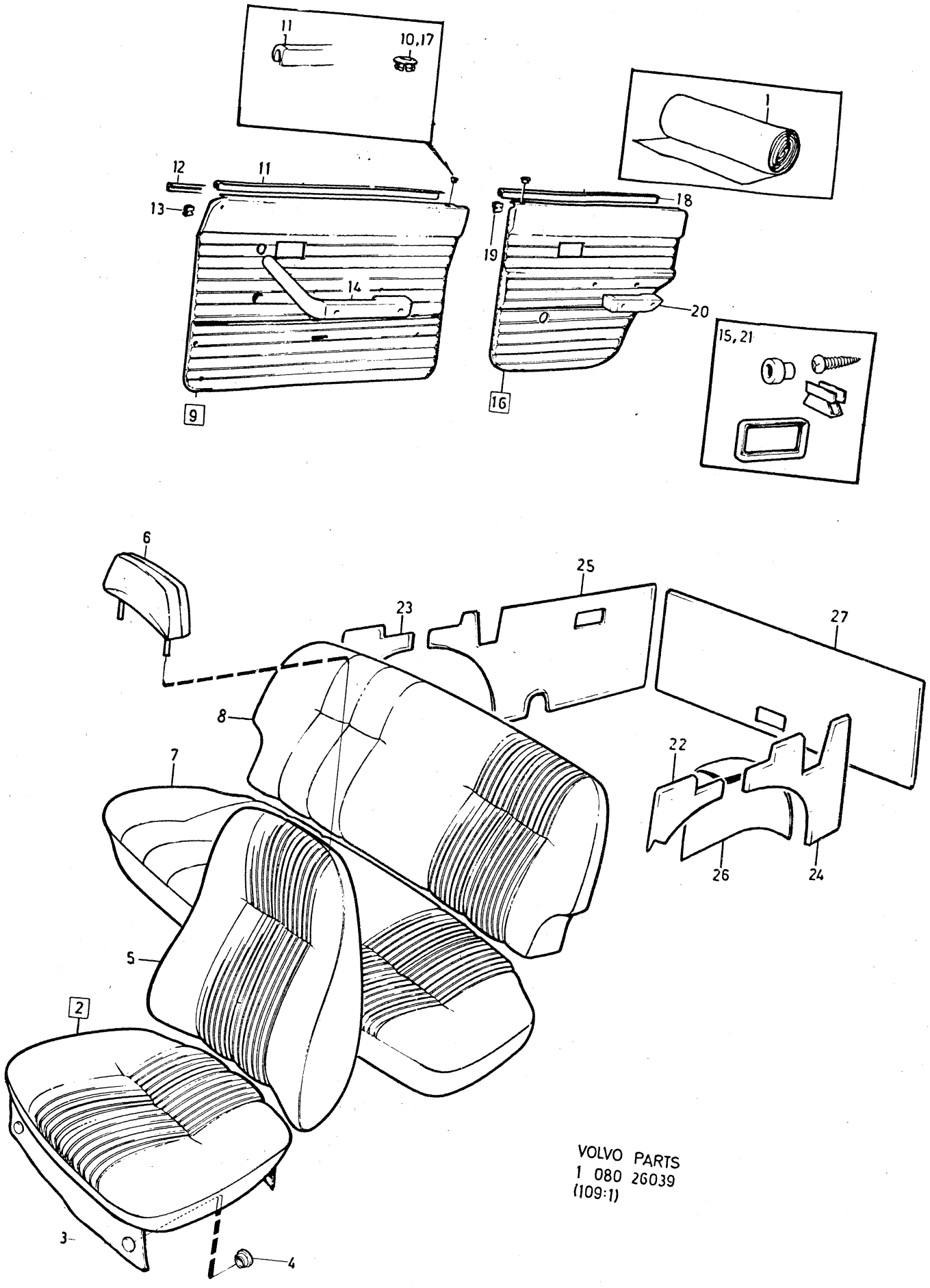

VOLVO PARTS
1 080 26039
(109:1)

Sida Page	Grupp Group	Innerklädsel 145, klädselkombination	Upholstery 145, upholstery combination	Illustration
334	8	828,829,831,832	828, 829, 831, 832	26039 1979–11

	Pos. Fig.	Antal/Quantity 828	829	831	832	Artikel nr Part No	Benämning	Description	Sats Kit	B P S R	Anmärkning Notes	
		–	2	–	–	649404-1	Nackstöd med klädsel	Head rest with cover		8	82) SPEC UTF S–1601,	1000
											S–1605	1020
		–	–	2	–	695536-3	Klädsel	Cover			STD	1040
		–	–	2	–	649403-3	Nackstöd med klädsel	Head rest with cover			SPEC UTF S–1601, S–1605	1060
		–	–	–	2	695537-1	Klädsel	Cover				1080
	7	1	–	–	–	694412-8	Klädsel	Cover		8	82)	1100
		–	1	–	–	694413-6	Klädsel	Cover		8	82) STD	1120
		–	1	–	–	649641-8	Klädsel	Cover		8	82) SPEC UTF S–1601,	1140
											S–1605	1160
		–	–	1	–	694415-1	Klädsel	Cover		8	82) STD	1180
x		–	–	1	–	649821-6	Klädsel	Cover			SPEC UTF S–1601, S–160	1200
											(699407)	.20
		–	–	–	1	694416-9	Klädsel	Cover		8	82)	1240
	8	1	–	–	–	694432-6	Klädsel	Cover		8	82) CH–95331	1260
		1	–	–	–	697352-3	Klädsel	Cover		8	82) CH 95332–	1280
		–	1	–	–	694433-4	Klädsel	Cover		8	82) STD CH–95331	1300
		–	–	1	–	694435-9	Klädsel	Cover		8	82) STD CH–95331	1320
		–	–	1	–	697355-6	Klädsel	Cover		8	82) STD CH 95332–	40
x		–	–	1	–	649822-4	Klädsel	Cover			SPEC UTF S–1601, S–1605	1360
											(649408)	1380
		–	–	–	1	694436-7	Klädsel	Cover		8	82) CH–95331	1400
		–	–	–	1	697354-9	Klädsel	Cover		8	82) CH 95332–	1420
	9	1	–	–	–	694512-5	Dörrpanel, V	Door panel, L		8		1440
x		–	1	–	–	696259-1	Dörrpanel, V	Door panel, L			(695619)	1460
		–	1	–	–	649413-2	Dörrpanel, V	Door panel, L			SPEC UTF S–1601, S–1605	1480
		–	–	1	–	694518-2	Dörrpanel, V	Door panel, L			STD	1500
		–	–	1	–	649396-9	Dörrpanel, V	Door panel, L		8	SPEC UTF S–1601 S–1605	1520
		–	–	–	1	694520-8	Dörrpanel, V	Door panel, L		8		1540
		1	–	–	–	694513-3	Dörrpanel, H	Door panel, R		8		1560
x		–	1	–	–	696260-9	Dörrpanel, H	Door panel, R			(695620)	1580
		–	1	–	–	649097-3	Dörrpanel, H	Door panel, R		8	SPEC UTF S–1601 S–1605	1600
x		–	–	1	–	696366-4	Dörrpanel, H	Door panel, R		8	STD (694519)	1620
		–	–	1	–	649397-7	Dörrpanel, H	Door panel, R		8	SPEC UTF S–1601 S–1605	1640
		–	–	–	1	694521-6	Dörrpanel, H	Door panel, R		8		1660
	10	2	2	2	2	677003-6	•Bussning	•Bushing				1680
	11	2	2	2	2	678198-3	•List	•Moulding				1700
	12	1	1	1	1	686781-6	•List, V	•Moulding, L				1720
		1	1	1	1	686782-4	•List, H	•Moulding, R				1740
	13	20	20	20	20	678201-5	•Clips	•Clip				30
	14	–	–	–	–		Armstöd	Arm rest			SE SIDA 384, 4-I11	1780
	15	–	–	–	–		Monteringsdetaljer	Installation components			SE SIDA 378, 4-I05	1800 1820
	16	1	–	–	–	694522-4	Dörrpanel, V	Door panel, L		8		1840
x		–	1	–	–	696261-7	Dörrpanel, V	Door panel, L			(694524)	1860
		–	1	–	–	649098-1	Dörrpanel, V	Doorpanel, L			SPEC UTF S–1601, S–1605	80
x		–	–	1	–	696367-2	Dörrpanel, V	Door panel, L			STD (694528)	.00
		–	–	1	–	649398-5	Dörrpanel, V	Door panel, L		8	SPEC UTF S–1601 S–1605	1920
		–	–	–	1	694530-7	Dörrpanel, V	Door panel, L		8		1940
		1	–	–	–	694523-2	Dörrpanel, H	Door panel, R		8		1960
x		–	1	–	–	696262-5	Dörrpanel, H	Door panel, R			STD (695622)	1980
		–	1	–	–	649099-9	Dörrpanel, H	Door panel, R		8	SPEC UTF S–1601 S–1605	2000
x		–	–	1	–	696368-0	Dörrpanel, H	Door panel, R			STD (694529)	2020
		–	–	1	–	649399-3	Dörrpanel, H	Door panel, R		8	SPEC UTF S–1601 S–1605	2040
		–	–	–	1	694531-5	Dörrpanel, H	Door panel, R		8		2060
	17	2	2	2	2	677003-6	•Bussning	•Bushing				2080
	18	2	2	2	2	678199-1	•List	•Moulding				2100
	19	16	16	16	16	678201-5	•Clips	•Clip				2120
	20	–	–	–	–		Armstöd	Arm rest			SE SIDA 384, 4-I11	2140

82. Ersättes av motsvarande klädselmaterial i metervara. Replaced by the corresponding material sold by length. Remplacement de garniture correspondante en mètre. Wird durch das jetzige Bezugsmaterial in Metervare ersetzt. Sustituye el tapizado correspondiente vendido por metro.

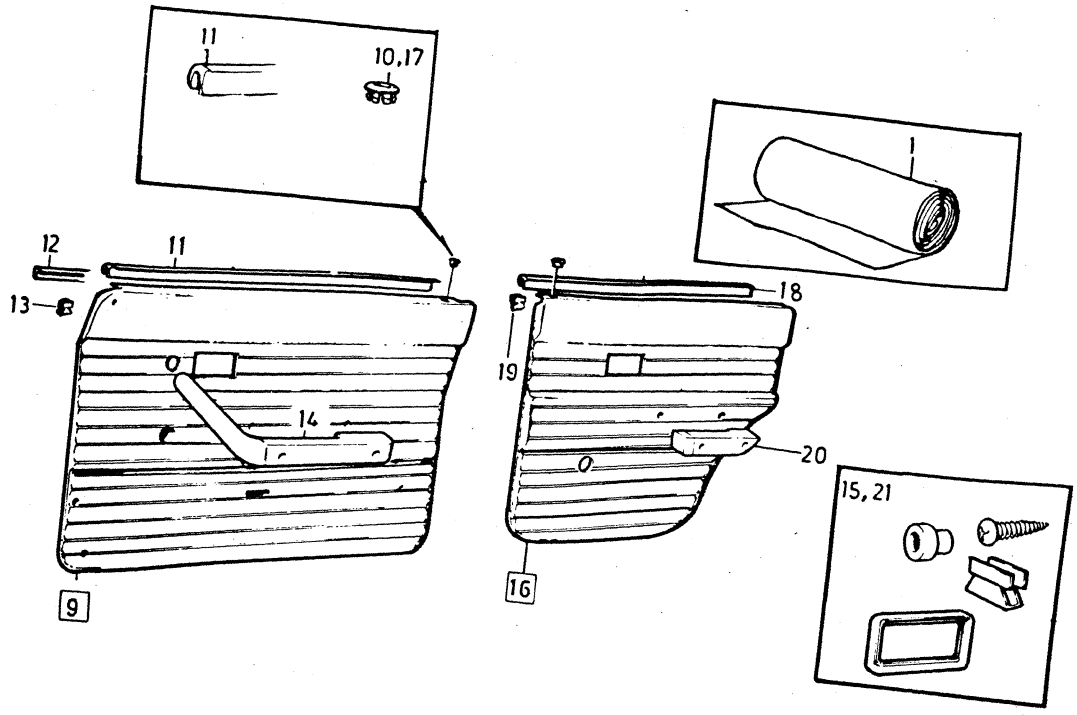

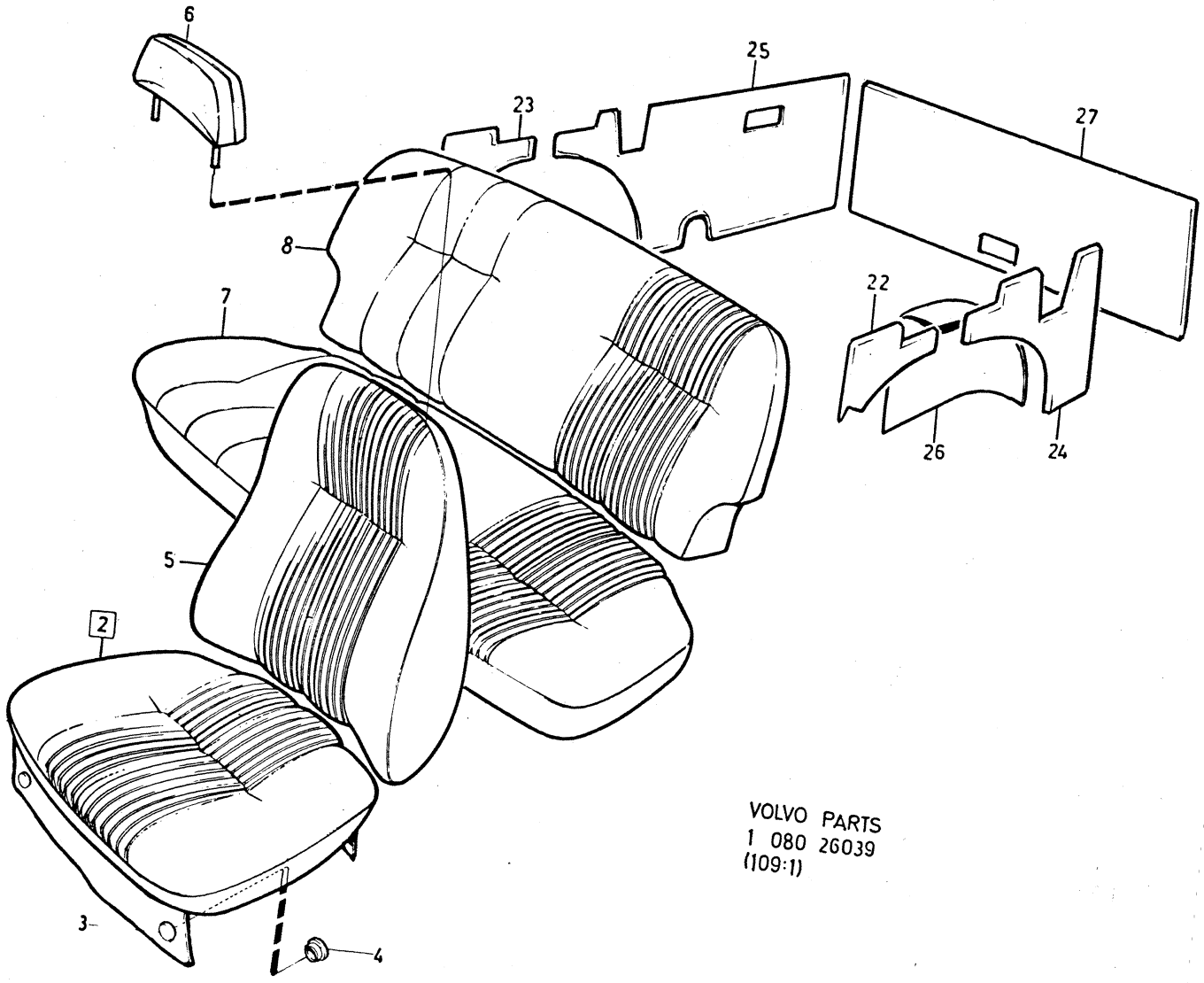

VOLVO PARTS
1 080 26039
(109:1)

Sida / Page	Grupp / Group	Innerklädsel 145, klädselkombination	Upholstery 145, upholstery combination	Illustration
336	8	828,829,831,832	828, 829, 831, 832	3750 26039 1979–11

	Pos. Fig.	Antal/Quantity 828	829	831	832	Artikel nr Part No	Benämning	Description	Sats Kit	B P S R	Anmärkning Notes	
	21	–	–	–	–		Monteringsdetaljer	Installation components			SE SIDA 378, 4-I05	2160 2180
	22	1	–	–	–	694542-2	Panel, V	Panel, L		8		2200
x		–	1	–	–	696265-8	Panel, V	Panel, L			(694544)	2220
x		–	–	1	–	696392-0	Panel, V	Panel, L			(694548)	2240
		–	–	–	1	694550-5	Panel, V	Panel, L		8		2260
	23	1	–	–	–	694543-0	Panel, H	Panel, R		8		2280
x		–	1	–	–	696266-6	Panel, H	Panel, R			(694545)	2300
x		–	–	1	–	696393-8	Panel, H	Panel, R			(694549)	2320
		–	–	–	1	694551-3	Panel, H	Panel, R		8		2340
	24	1	1	1	1	694699-0	Panel	Panel		8	CH–95331	2360
		1	1	1	1	697279-8	Panel	Panel		8	CH 95332–	2380
	25	1	1	1	1	694700-6	Panel	Panel		8	CH–95331	2400
		1	1	1	1	697283-0	Panel	Panel		8	CH 95332–	2420
	26	1	–	–	–	694552-1	Klädsel, V	Cover, L		8	CH–95331	2440
		1	–	–	–	697334-1	Klädsel, V	Cover, L		8	CH 95332–	2460
		–	1	–	–	694554-7	Klädsel, V	Cover, L		8	CH–95331	2480
		–	1	–	–	697336-6	Klädsel, V	Cover, L			CH 95332–	2500
		–	–	1	–	694558-8	Klädsel, V	Cover, L		8	CH–95331	2520
		–	–	1	–	697342-4	Klädsel, V	Cover, L		8	CH 95332–	2540
		–	–	–	1	694560-4	Klädsel, V	Cover, L		8	CH–95331	2560
		–	–	–	1	697340-8	Klädsel, V	Cover, L		8	CH 95332–	2580
		1	–	–	–	694553-9	Klädsel, H	Cover, R		8	CH–95331	2600
		1	–	–	–	697335-8	Klädsel, H	Cover, R		8	CH 95332–	2620
		–	1	–	–	694555-4	Klädsel, H	Cover, R		8	CH–95331	2640
		–	1	–	–	697338-2	Klädsel, H	Cover, R		8	CH 95332–	2660
		–	–	1	–	694559-6	Klädsel, H	Cover, R		8	CH–95331	2680
		–	–	1	–	697344-0	Klädsel, H	Cover, R		8	CH 95332–	2700
		–	–	–	1	694561-2	Klädsel, H	Cover, R		8	CH–95331	2720
		–	–	–	1	697341-6	Klädsel, H	Cover, R		8	CH 95332–	2740
	27	1	1	1	1	694694-1	Panel	Panel		8	CH–95331	2760
		1	1	1	1	697275-6	Panel	Panel		8	CH 95332–	2780

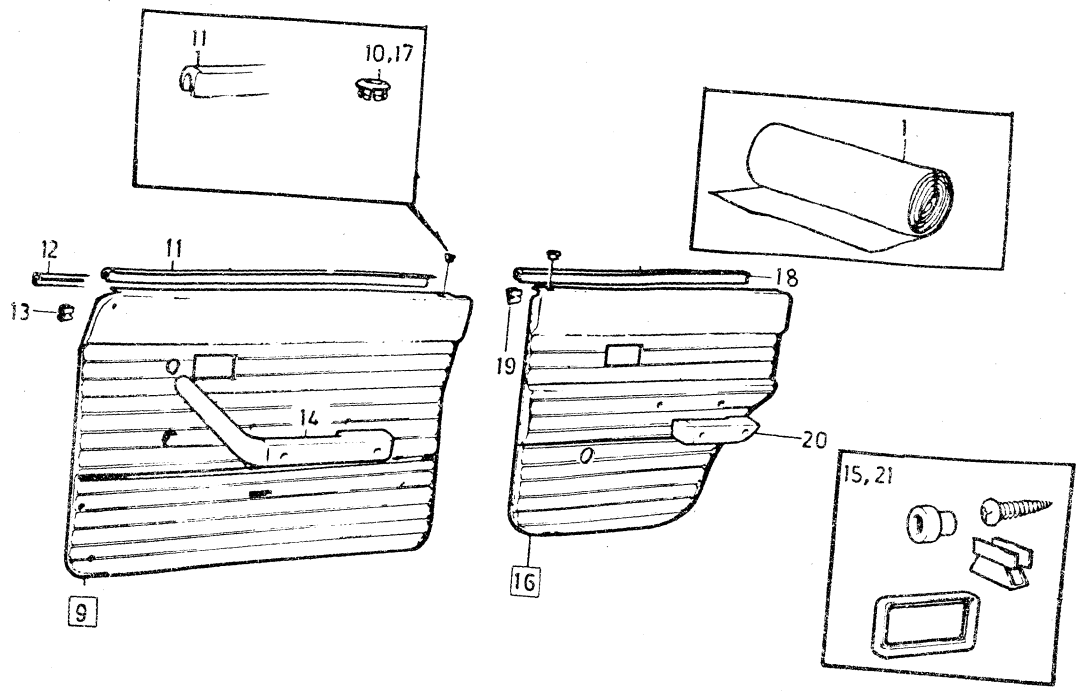

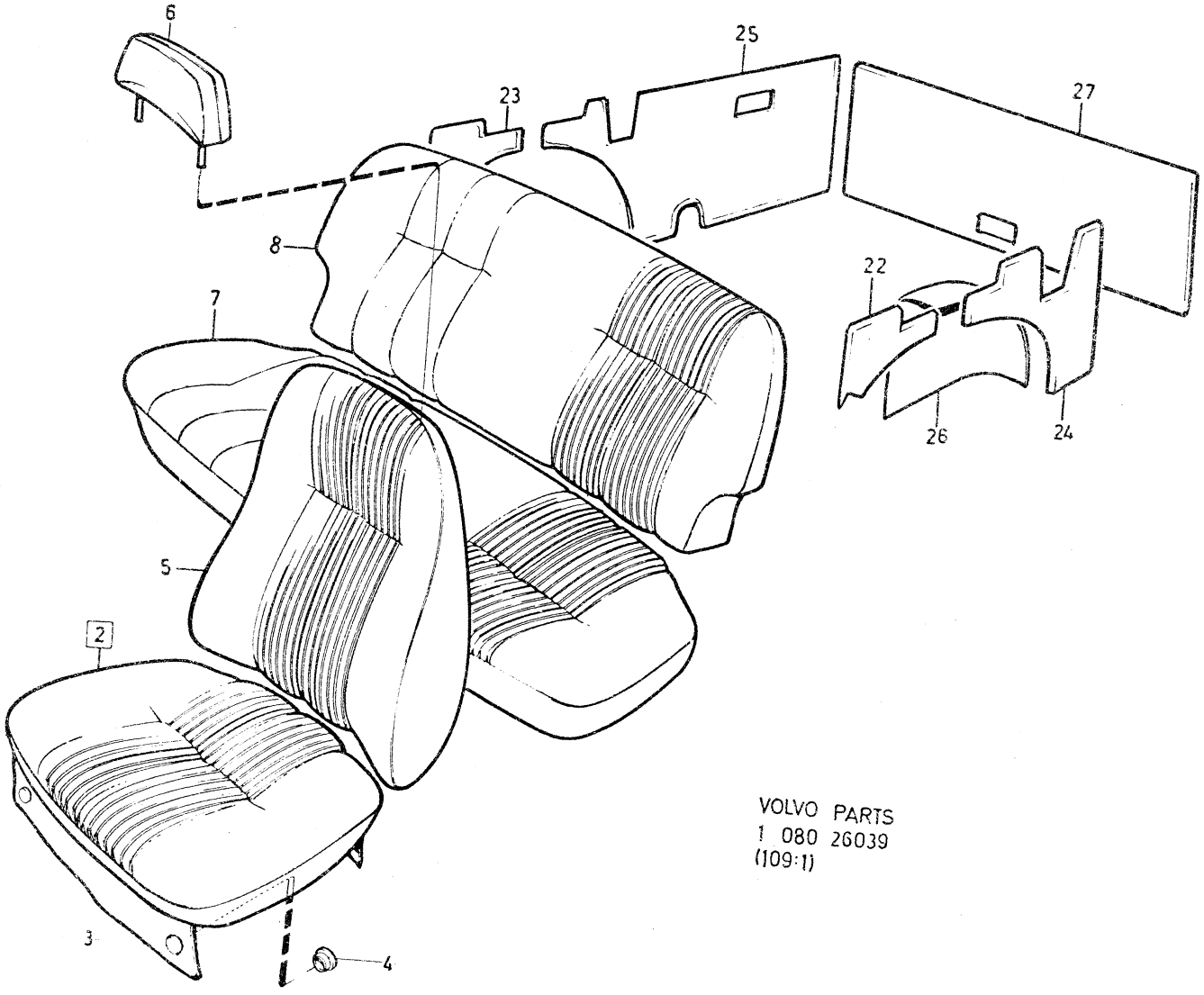

VOLVO PARTS
1 080 26039
(109:1)

Sida Page	Grupp Group	Innerklädsel 145, klädselkombination	Upholstery 145, upholstery combination	Illustration
338	8	833, 844, 845, 851	833, 844, 845, 851.	3800 26039 1979–11

	Pos. Fig.	Antal/Quantity 833	844	845	846	Artikel nr Part No	Benämning	Description	Sats Kit	B P S R	Anmärkning Notes	
	1	ERF	–	–	–	699005-5	Tyg, brunt	Material, brown			76) METERVARA	0020
x		ERF	–	–	–	699419-8	Trikåplast, svart	Plastic–coated fabric, elastic, black			1) METERVARA (699067)	0040 0060
		ERF	–	–	–	699014-7	Vävplast, svart	Plastic–coated fabric, black			METERVARA ERS AV 699419–8	0080 0100
							Produktskylten stämplad 833–744	Designation plate stamped 833–744				0120 0140 0160
		–	ERF	–	–	99995-3	Tyg, brunt	Material, brown		8	METERVARA	0180
		–	ERF	–	–	99903-7	Trikåplast, brun	Plastic–coated fabric, elastic, brown			81) METERVARA	0200
		–	ERF	–	–	99764-3	Trikåplast, brun	Plastic–coated fabric, elastic, brown			77) METERVARA (99960)	0240 0260
							Produktskylten stämplad 844–770	Designation plate stamped 844–770				0280 0300 0320
		–	–	ERF	–	99996-1	Tyg, svart	Material, black		8	METERVARA	0340
x		–	–	ERF	–	699419-8	Trikåplast, svart	Plastic–coated fabric, elastic, black			1) METERVARA (699067)	0360 0380
							Produktskylten stämplad 845–771	Designation plate stamped 845–771				0400 0420 0440
		–	–	–	ERF	699132-7	Trikåplast, grå	Plastic–coated fabric, elastic, grey		8	METERVARA	0460 0480
		–	–	–	ERF	699133-5	Vävplast, grå	Plastic–coated fabric, grey		8	METERVARA	0500 0520
							Produktskylten stämplad 851–747	Designation plate stamped 851–747				0540 0560 0580
	2	2	–	–	–	694382-3	Klädsel	Cover		8	82)	0600
		–	2	–	–	694340-1	Klädsel	Cover				0620
x		–	–	2	–	696300-3	Klädsel	Cover			(694342)	0640
		–	–	–	2	695463-0	Klädsel	Cover				0660
	3	12	12	12	12	94944-6	•Knapp	•Button				0680
	4	12	12	12	12	94945-3	•Hållare	•Retainer				0700
	5	2	–	–	–	694383-1	Klädsel	Cover		8	82)	0720
		–	2	–	–	694341-9	Klädsel	Cover		8	82)	0740
x		–	–	2	–	696301-1	Klädsel	Cover			(694343)	0760
		–	–	–	2	695473-9	Klädsel	Cover		8		0780
	6	2	–	–	–	695538-9	Klädsel	Cover				0800
		–	2	–	–	693360-0	Klädsel	Cover		8	82)	0820
		–	–	2	–	695538-9	Klädsel	Cover				0840
		–	–	–	2	695533-0	Klädsel	Cover				0860
	7	1	–	–	–	694417-7	Klädsel	Cover		8	82)	0880
		–	1	–	–	694652-9	Klädsel	Cover				0900
x		–	–	1	–	696304-5	Klädsel	Cover			(694657)	0920

1. Enhet kvadratmeter. Metervarans bredd= 150 cm. Unit: Square metres. Width of material= 150 cm. Unités, en mètres carrés. Au mètre de largeur 150 cm. Einheit, Quadratmeter. Breite der Meterware= 150 cm. Unidad, en metros cuadrados. Por metro, ancho 150 cm.

76. Enhet längdmeter. Metervarans bredd = 150 cm. Unit: Linear metre. Width of material = 150 cm. Unité, en mètres. Au mètre, de largeur 150 cm. Einheit, laufendes Meter. Breite der Meterware = 150 cm. Unidad, en metros. Por metro, ancho 150 cm.

77. Enhet kvadratmeter. Metervarans bredd = 130 cm. Unit: Square metres. Width of material = 130 cm. Unités, en mètres carrés. Au mètre de largeur 130 cm. Einheit, Quadratmeter. Breite der Meterware = 130 cm. Unidad, en metros cuadrados. Por metro, ancho 130 cm.

81. Enhet kvadratmeter. Metervarans bredd = 140 cm. Unit: Square metres. Width of material = 140 cm. Unité, en mètres carrés. Au mètre, de largeur 140 cm. Einheit, Quadratmeter. Breite der Meterware = 140 cm. Unidad, en metros cuadrados. Por metro, ancho 140 cm.

82. Ersättes av motsvarande klädselmaterial i metervara. Replaced by the corresponding material sold by length. Remplacement de garniture correspondante en mètre. Wird durch das jetzige Bezugsmaterial in Metervare ersetzt. Sustituye el tapizado correspondiente vendido por metro.

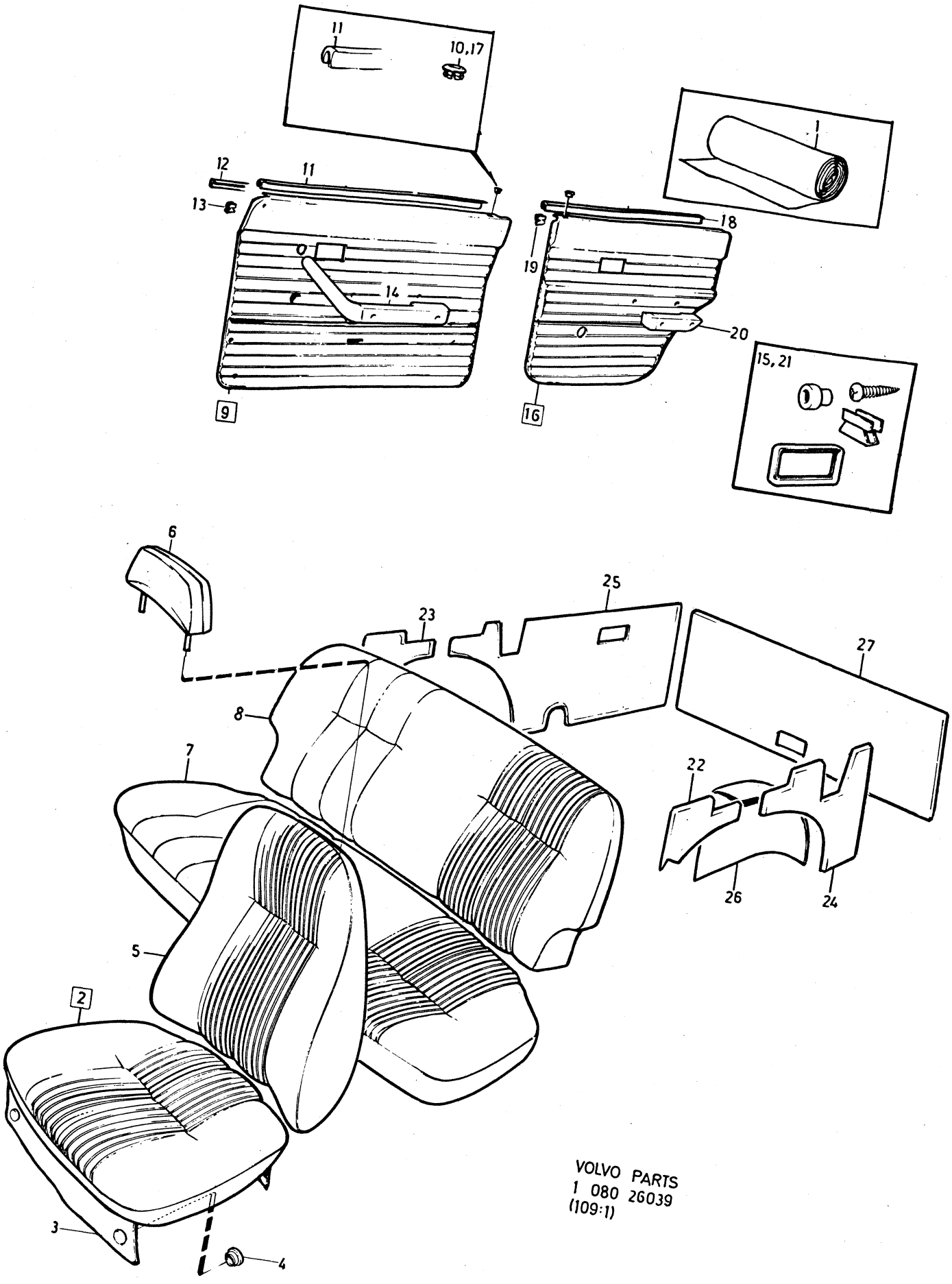

VOLVO PARTS
1 080 26039
(109:1)

Sida Page	Grupp Group	Innerklädsel 145, klädselkombination	Upholstery 145, upholstery combination	Illustration
340	8	833, 844, 845, 851	833, 844, 845, 851.	26039 1979–11

	Pos. Fig.	Antal/Quantity 833	844	845	846	Artikel nr Part No	Benämning	Description	Sats Kit	B P S R	Anmärkning Notes	
		–	–	–	1	695503-3	Klädsel	Cover		8		0940
	8	1	–	–	–	694437-5	Klädsel	Cover		8	82) CH–95331	0960
		1	–	–	–	697356-4	Klädsel	Cover		8	82) CH 95332–	0980
		–	1	–	–	694655-2	Klädsel	Cover			CH –95331	1000
		–	1	–	–	697368-9	Klädsel	Cover			CH 95332–	1020
x		–	–	1	–	696306-0	Klädsel	Cover			CH–95331 (694656)	1040 1060
		–	–	1	–	697369-7	Klädsel	Cover		8	82) CH 95332–	1080
		–	–	–	1	695523-1	Klädsel	Cover			CH –95331	1100
		–	–	–	1	697357-2	Klädsel	Cover		8	CH 95332–	1120
x	9	1	–	–	–	696450-6	Dörrpanel, V	Door panel, L			(695332)	1140
		–	1	–	–	694490-4	Dörrpanel, V	Door panel, L				1160
x		–	–	1	–	696450-6	Dörrpanel, V	Door panel, L			(694680)	1180
		–	–	–	1	694512-5	Dörrpanel, V	Door panel, L		8		1200
x		1	–	–	–	696452-2	Dörrpanel, H	Door panel, R			(695337)	1220
		–	1	–	–	694491-2	Dörrpanel, H	Door panel, R		8		1240
x		–	–	1	–	696452-2	Dörrpanel, H	Door panel, R			(694681)	1260
		–	–	–	1	694513-3	Dörrpanel, H	Door panel, R		8		1280
	10	2	2	2	2	677003-6	•Bussning	•Bushing				1300
	11	2	2	2	2	678198-3	•List	•Moulding				1320
	12	1	1	1	1	686781-6	•List, V	•Moulding, L				1340
		1	1	1	1	686782-4	•List, H	•Moulding, R				1360
	13	20	20	20	20	678201-5	•Clips	•Clip				1380
	14	–	–	–	–		Armstöd	Arm rest			SE SIDA 384, 4-I11	1400
	15	–	–	–	–		Monteringsdetaljer	Installation components			SE SIDA 378, 4-I05	1420 1440
x	16	1	–	–	–	696454-8	Dörrpanel, V	Door panel, L			(695342)	1460
		–	1	–	–	694682-6	Dörrpanel, V	Door panel, L				1480
x		–	–	1	–	696454-8	Dörrpanel, V	Door panel, L			(694641)	1500
		–	–	–	1	694522-4	Dörrpanel, V	Door panel, L		8		1520
x		1	–	–	–	696456-3	Dörrpanel, H	Door panel, R			(695347)	1540
		–	1	–	–	694683-4	Dörrpanel, H	Door panel, R		8		1560
x		–	–	1	–	696456-3	Dörrpanel, H	Door panel, R			(694642)	1580
		–	–	–	1	694523-2	Dörrpanel, H	Door panel, R		8		1600
	17	2	2	2	2	677003-6	•Bussning	•Bushing				1620
	18	2	2	2	2	678199-1	•List	•Moulding				1640
	19	16	16	16	16	678201-5	•Clips	•Clip				1660
	20	–	–	–	–		Armstöd	Arm rest			SE SIDA 384, 4-I11	1680
	21	–	–	–	–		Monteringsdetaljer	Installation components			SE SIDA 378, 4-I05	1700 1720
x	22	1	–	1	–	697822-5	Panel, V	Panel, L			(695438)	1740
		–	1	–	–	695310-3	Panel, V	Panel, L		8		1760
		–	–	–	1	694542-2	Panel, V	Panel, L		8		1780
x	23	1	–	1	–	697823-3	Panel, H	Panel, R			(695443)	1800
		–	1	–	–	695311-1	Panel, H	Panel, R				1820
		–	–	–	1	694543-0	Panel, H	Panel, R		8		1840
	24	1	1	1	1	694699-0	Panel	Panel		8	CH–95331	1860
		1	1	1	1	697279-8	Panel	Panel		8	CH 95332–	1880
	25	1	1	1	1	694700-6	Panel	Panel		8	CH–95331	1900
		1	1	1	1	697283-0	Panel	Panel			CH 95332–	1920
x	26	1	–	1	–	696464-7	Klädsel, V	Cover, L			CH–95331 (695448)	1940
		1	–	1	–	697346-5	Klädsel, V	Cover, L		8	CH 95332–	1960
		–	1	–	–	695308-7	Klädsel, V	Cover, L		8	CH–95331	1980
		–	1	–	–	697350-7	Klädsel, V	Cover, L		8	CH 95332–	2000
		–	–	–	1	694552-1	Klädsel, V	Cover, L		8	CH–95331	2020
		–	–	–	1	697334-1	Klädsel, V	Cover, L		8	CH 95332–	2040
x		1	–	1	–	696466-2	Klädsel, H	Cover, R			CH–95331 (695453)	2060
		1	–	1	–	697348-1	Klädsel, H	Cover, R		8	CH 95332–	2080

82. Ersättes av motsvarande klädselmaterial i metervara. Replaced by the corresponding material sold by length. Remplacement de garniture correspondante en mètre. Wird durch das jetzige Bezugsmaterial in Metervare ersetzt. Sustituye el tapizado correspondiente vendido por metro.

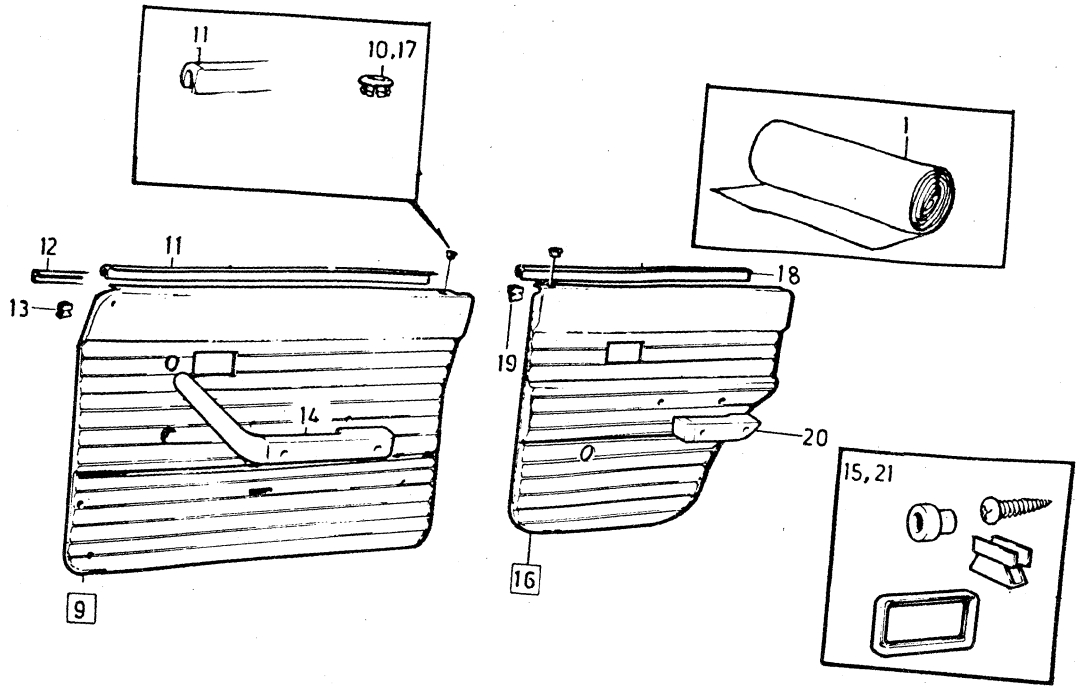

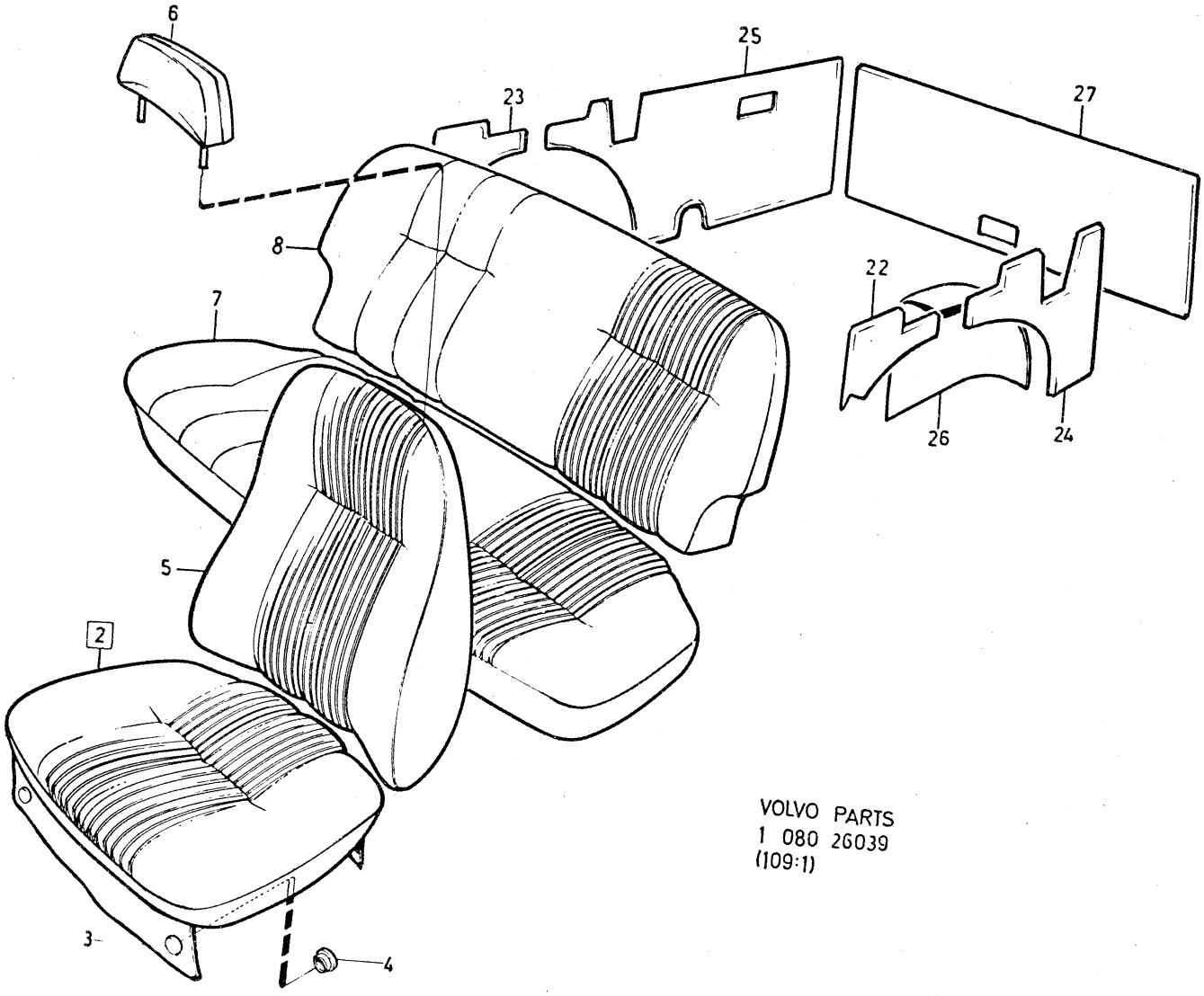

VOLVO PARTS
1 080 26039
(109:1)

Sida Page	Grupp Group	Innerklädsel 145, klädselkombination	Upholstery 145, upholstery combination	Illustration	3800
342	8	833, 844, 845, 851	833, 844, 845, 851.	26039 1979–11	

Pos. Fig.	Antal/Quantity 833	844	845	846	Artikel nr Part No	Benämning	Description	Sats Kit	B P S R	Anmärkning Notes	
	–	1	–	–	695309-5	Klädsel, H	Cover, R		8	CH–95331	2100
	–	1	–	–	697351-5	Klädsel, H	Cover, R		8	CH 95332–	2120
	–	–	–	1	694553-9	Klädsel, H	Cover, R		8	CH–95331	2140
	–	–	–	1	697335-8	Klädsel, H	Cover, R		8	CH 95332–	2160
27	1	1	1	1	694694-1	Panel	Panel		8	CH–95331	2180
	1	1	1	1	697275-6	Panel	Panel		8	CH 95332–	2200

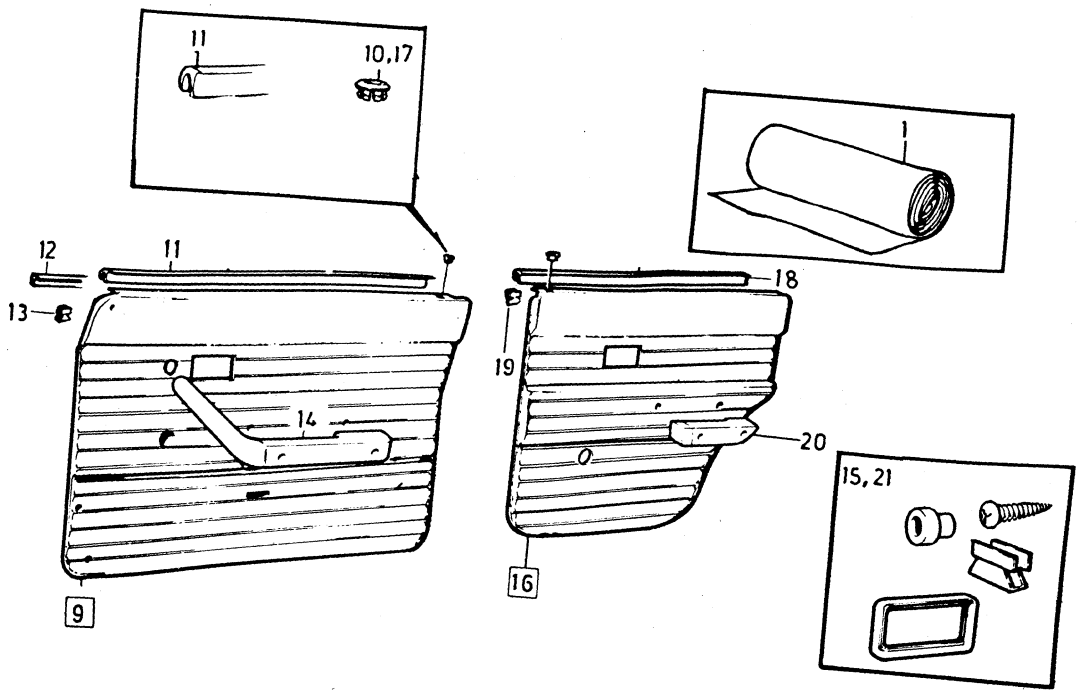

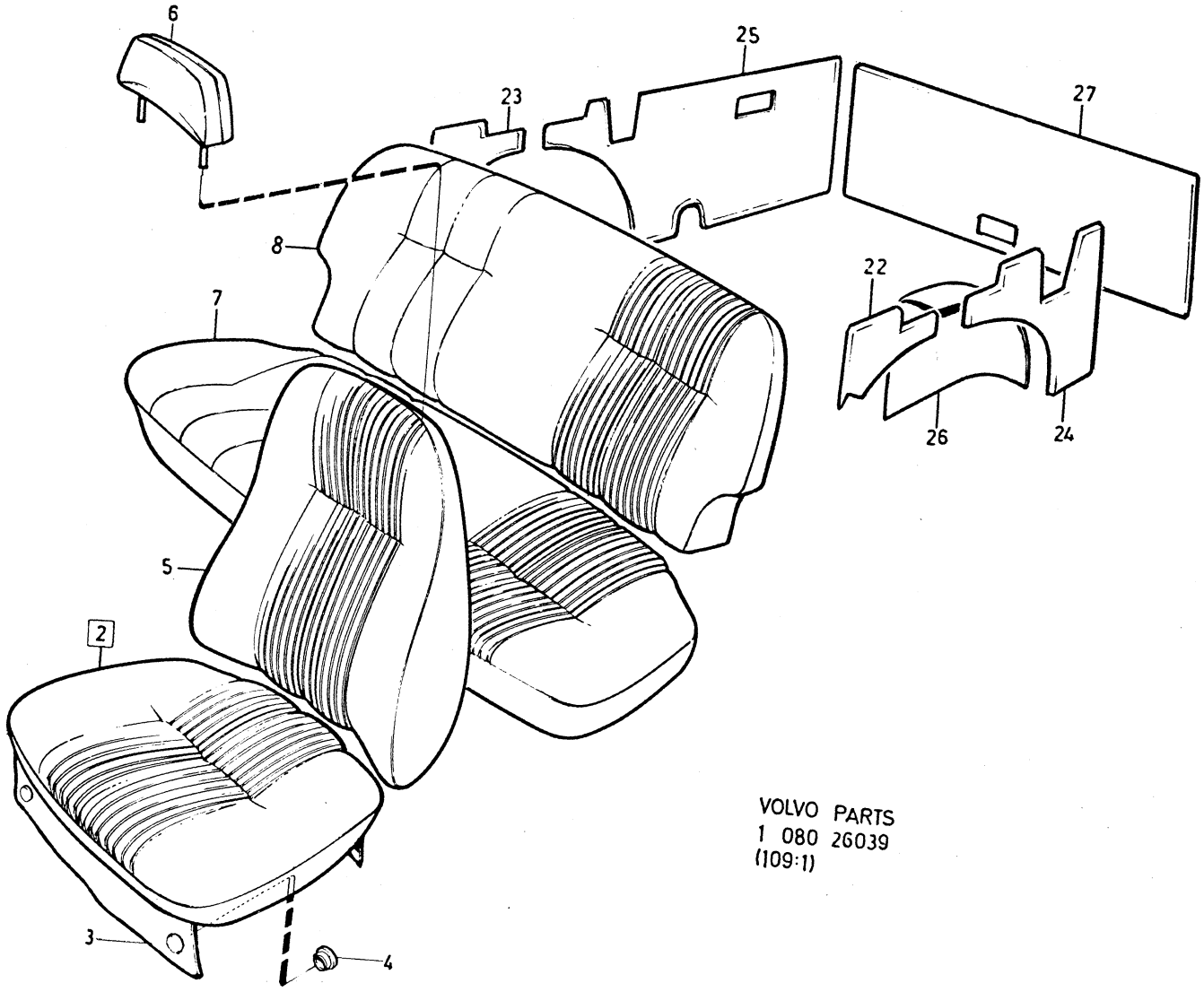

VOLVO PARTS
1 080 26039
(109:1)

Sida Page	Grupp Group	Innerklädsel 145, klädselkombination	Upholstery 145, upholstery combination	Illustration
344	8	852, 854, 855, 856	852, 854, 855, 856	3850 26039 1979–11

	Pos. Fig.	Antal/Quantity 852	854	855	856	Artikel nr Part No	Benämning	Description	Sats Kit	B P S R	Anmärkning Notes	
x	1	ERF	–	–	–	699224-2	Trikåplast, blå	Plastic–coated fabric, elastic, blue			76) METERVARA	0020
											(99953)	0040
		ERF	–	–	–	99955-7	Vävplast, blå	Plastic–coated fabric, blue			METERVARA	0060
											ERS AV 699224–2	0080
							Produktskylten stämplad 852–748	Designation plate stamped 852–748				0100 0120
												0140
		–	ERF	–	–	699065-9	Trikåplast, röd	Plastic–coated fabric, elastic, red			78) METERVARA	0160 0180
		–	ERF	–	–	699012-1	Vävplast, röd	Plastic–coated fabric, red			77) METERVARA	0200
							Produktskylten stämplad 854–749	Designation plate stamped 854–749				0260
												0280
		–	–	ERF	–	699066-7	Trikåplast, gulbrun	Plastic–coated fabric, elastic, golden brown			78) METERVARA	0300 0320
		–	–	ERF	–	699013-9	Vävplast, gulbrun	Plastic–coated fabric, golden brown			77) METERVARA	
							Produktskylten stämplad 855–750	Designation plate stamped 855–750				0380 0400
												0420
x		–	–	–	ERF	699419-8	Trikåplast, svart	Plastic–coated fabric, elastic, black			1) METERVARA (699067)	0440 0460
		–	–	–	ERF	699014-7	Vävplast, svart	Plastic–coated fabric, black			METERVARA ERS AV 699419–8	0480 0500
							Produktskylten stämplad 856–751	Designation plate stamped 856–751				0520 0540
												0560
	2	2	–	–	–	695464-8	Klädsel	Cover		8	82)	0580
		–	2	–	–	695466-3	Klädsel	Cover				0600
		–	–	2	–	695467-1	Klädsel	Cover				0620
		–	–	–	2	695468-9	Klädsel	Cover				0640
	3	12	12	12	12	94944-6	•Knapp	•Button				0660
	4	12	12	12	12	94945-3	•Hållare	•Retainer				0680
	5	2	–	–	–	695474-7	Klädsel	Cover				0700
		–	2	–	–	695476-2	Klädsel	Cover				0720
		–	–	2	–	695477-0	Klädsel	Cover				0740
		–	–	–	2	695478-8	Klädsel	Cover		8	82)	
	6	2	–	–	–	695534-8	Klädsel	Cover		8	82)	
		–	2	–	–	695536-3	Klädsel	Cover				0800
		–	–	2	–	695537-1	Klädsel	Cover				0820
		–	–	–	2	695538-9	Klädsel	Cover				0840
	7	1	–	–	–	695504-1	Klädsel	Cover				0860
		–	1	–	–	695506-6	Klädsel	Cover				0880
		–	–	1	–	695507-4	Klädsel	Cover				
		–	–	–	1	695508-2	Klädsel	Cover				
	8	1	–	–	–	695524-9	Klädsel	Cover			CH–95331	0940
		1	–	–	–	697358-0	Klädsel	Cover		8	82) CH 95332–	0960
		–	1	–	–	695526-4	Klädsel	Cover			CH–95331	0980

1. Enhet kvadratmeter. Metervarans bredd = 150 cm. Unit: Square metres. Width of material = 150 cm. Unités, en mètres carrés. Au mètre de largeur 150 cm. Einheit, Quadratmeter. Breite der Meterware = 150 cm. Unidad, en metros cuadrados. Por metro, ancho 150 cm.

76. Enhet längdmeter. Metervarans bredd = 150 cm. Unit: Linear metre. Width of material = 150 cm. Unité, en mètres. Au mètre, de largeur 150 cm. Einheit, laufendes Meter. Breite der Meterware = 150 cm. Unidad, en metros. Por metro, ancho 150 cm.

77. Enhet kvadratmeter. Metervarans bredd = 130 cm. Unit: Square metres. Width of material = 130 cm. Unités, en mètres carrés. Au mètre de largeur 130 cm. Einheit, Quadratmeter. Breite der Meterware = 130 cm. Unidad, en metros cuadrados. Por metro, ancho 130 cm.

78. Enhet kvadratmeter. Metervarans bredd = 145 cm. Unit: Square metres. Width of material = 145 cm. Unité, en mètres carrés. Au mètre, de largeur 145 cm. Einheit, Quadratmeter. Breite der Meterware = 145 cm. Unidad, en metros cuadrados. Por metro, ancho 145 cm.

82. Ersättes av motsvarande klädselmaterial i metervara. Replaced by the corresponding material sold by length. Remplacement de garniture correspondante en mètre. Wird durch das jetzige Bezugsmaterial in Metervare ersetzt. Sustituye el tapizado correspondiente vendido por metro.

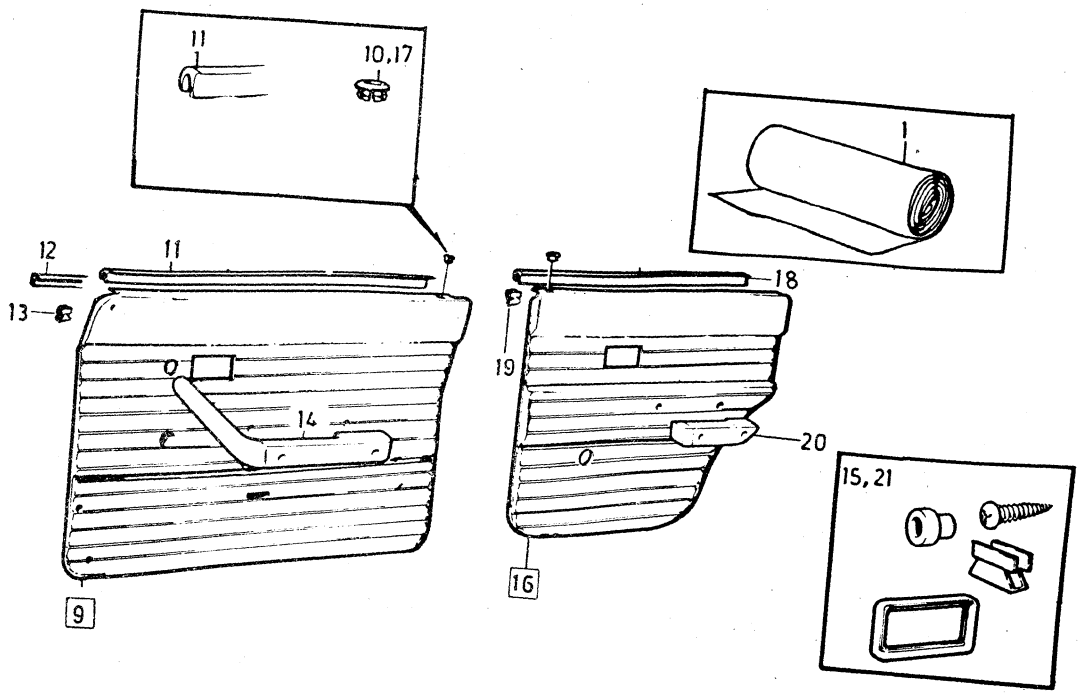

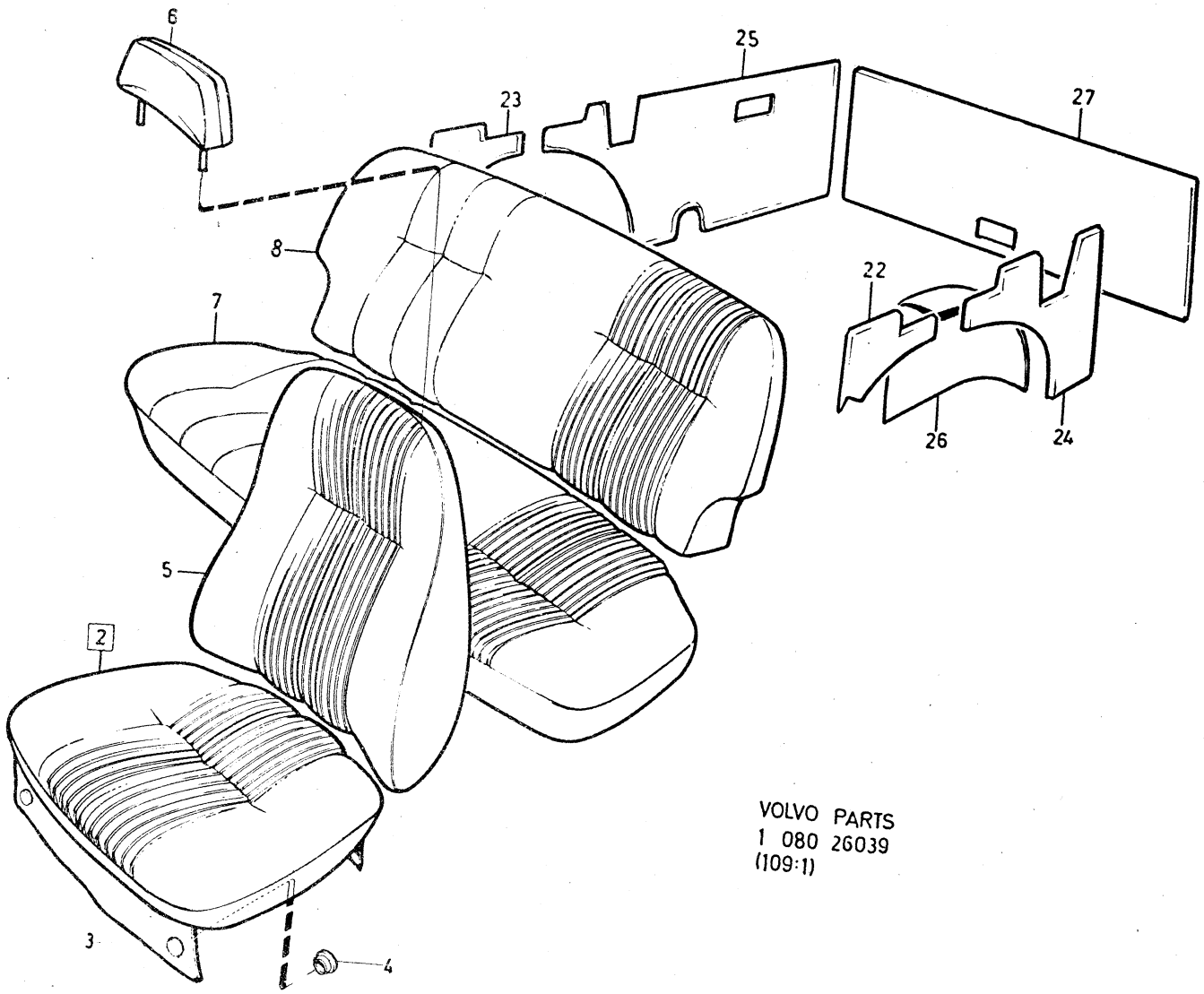

VOLVO PARTS
1 080 26039
(109:1)

Sida Page	Grupp Group	Innerklädsel 145, klädselkombination	Upholstery 145, upholstery combination	Illustration
346	8	852, 854, 855, 856	852, 854, 855, 856	3850 26039 1979–11

	Pos. Fig.	Antal/Quantity 852	854	855	856	Artikel nr Part No	Benämning	Description	Sats Kit	B P S R	Anmärkning Notes	
		–	1	–	–	697360-6	Klädsel	Cover		8	82) CH 95332–	1000
		–	–	1	–	695527-2	Klädsel	Cover			CH –95331	1020
		–	–	1	–	697359-8	Klädsel	Cover		8	82) CH 95332–	1040
		–	–	–	1	695528-0	Klädsel	Cover			CH –95331	1060
		–	–	–	1	697361-4	Klädsel	Cover		8	82) CH 95332–	1080
x	9	1	–	–	–	696259-1	Dörrpanel, V	Door panel, L			(695619)	1100
		–	1	–	–	694518-2	Dörrpanel, V	Door panel, L				1120
		–	–	1	–	694520-8	Dörrpanel, V	Door panel, L		8		1140
x		–	–	–	1	696450-6	Dörrpanel, V	Door panel, L			(695332)	1160
x		1	–	–	–	696260-9	Dörrpanel, H	Door panel, R			(695620)	1180
x		–	1	–	–	696366-4	Dörrpanel, H	Door panel, R			(694519)	1
		–	–	1	–	694521-6	Dörrpanel, H	Door panel, R		8		1
x		–	–	–	1	696452-2	Dörrpanel, H	Door panel, R			(695337)	1240
	10	2	2	2	2	677003-6	•Bussning	•Bushing				1260
	11	2	2	2	2	678198-3	•List	•Moulding				1280
	12	1	1	1	1	686781-6	•List, V	•Moulding, L				1300
		1	1	1	1	686782-4	•List, H	•Moulding, R				1
	13	20	20	20	20	678201-5	•Clips	•Clip				1
	14	–	–	–	–		Armstöd	Arm rest			SE SIDA 384, 4-I11	1360
	15	–	–	–	–		Monteringsdetaljer	Installation components			SE SIDA 378, 4-I05	1380 1400
x	16	1	–	–	–	696261-7	Dörrpanel, V	Door panel, L			(694524)	1420
x		–	1	–	–	696367-2	Dörrpanel, V	Door panel, L			(694528)	1440
		–	–	1	–	694530-7	Dörrpanel, V	Door panel, L		8		1460
x		–	–	–	1	696454-8	Dörrpanel, V	Door panel, L			(695342)	1480
x		1	–	–	–	696262-5	Dörrpanel, H	Door panel, R			(695622)	1500
x		–	1	–	–	696368-0	Dörrpanel, H	Door panel, R			(694529)	1520
		–	–	1	–	694531-5	Dörrpanel, H	Door panel, R		8		1540
x		–	–	–	1	696456-3	Dörrpanel, H	Door panel, R			(695347)	1560
	17	2	2	2	2	677003-6	•Bussning	•Bushing				1580
	18	2	2	2	2	678199-1	•List	•Moulding				1600
	19	16	16	16	16	678201-5	•Clips	•Clip				1620
	20	–	–	–	–		Armstöd	Arm rest			SE SIDA 384, 4-I11	1640
	21	–	–	–	–		Monteringsdetaljer	Installation components			SE SIDA 378, 4-I05	1660 1680
x	22	1	–	–	–	696265-8	Panel, V	Panel, L			(694544)	1700
x		–	1	–	–	696392-0	Panel, V	Panel, L			(694548)	1720
		–	–	1	–	694550-5	Panel, V	Panel, L		8		1
x		–	–	–	1	697822-5	Panel, V	Panel, L			(695438)	1
x	23	1	–	–	–	696266-6	Panel, H	Panel, R			(694545)	1780
x		–	1	–	–	696393-8	Panel, H	Panel, R			(694549)	1800
		–	–	1	–	694551-3	Panel, H	Panel, R		8		1820
x		–	–	–	1	697823-3	Panel, H	Panel, R			(695443)	1840
	24	1	1	1	1	694699-0	Panel	Panel		8	CH–95331	1860
		1	1	1	1	697279-8	Panel	Panel		8	CH 95332–	18
	25	1	1	1	1	694700-6	Panel	Panel		8	CH–95331	190
		1	1	1	1	697283-0	Panel	Panel		8	CH 95332–	1920
	26	1	–	–	–	694554-7	Klädsel, V	Cover, L		8	CH–95331	1940
		1	–	–	–	697336-6	Klädsel, V	Cover, L			CH 95332–	1960
		–	1	–	–	694558-8	Klädsel, V	Cover, L		8	CH–95331	1980
		–	1	–	–	697342-4	Klädsel, V	Cover, L		8	CH 95332–	2000
		–	–	1	–	694560-4	Klädsel, V	Cover, L		8	CH–95331	2020
		–	–	1	–	697340-8	Klädsel, V	Cover, L		8	CH 95332–	2040
x		–	–	–	1	696464-7	Klädsel, V	Cover, L			CH–95331 (695448)	2060
		–	–	–	1	697346-5	Klädsel, V	Cover, L		8	CH 95332–	2080
		1	–	–	–	694555-4	Klädsel, H	Cover, R		8	CH–95331	2100
		1	–	–	–	697338-2	Klädsel, H	Cover, R		8	CH 95332–	2120
		–	1	–	–	694559-6	Klädsel, H	Cover, R		8	CH–95331	2140

82. Ersättes av motsvarande klädselmaterial i metervara. Replaced by the corresponding material sold by length. Remplacement de garniture correspondante en mètre. Wird durch das jetzige Bezugsmaterial in Metervare ersetzt. Sustituye el tapizado correspondiente vendido por metro.

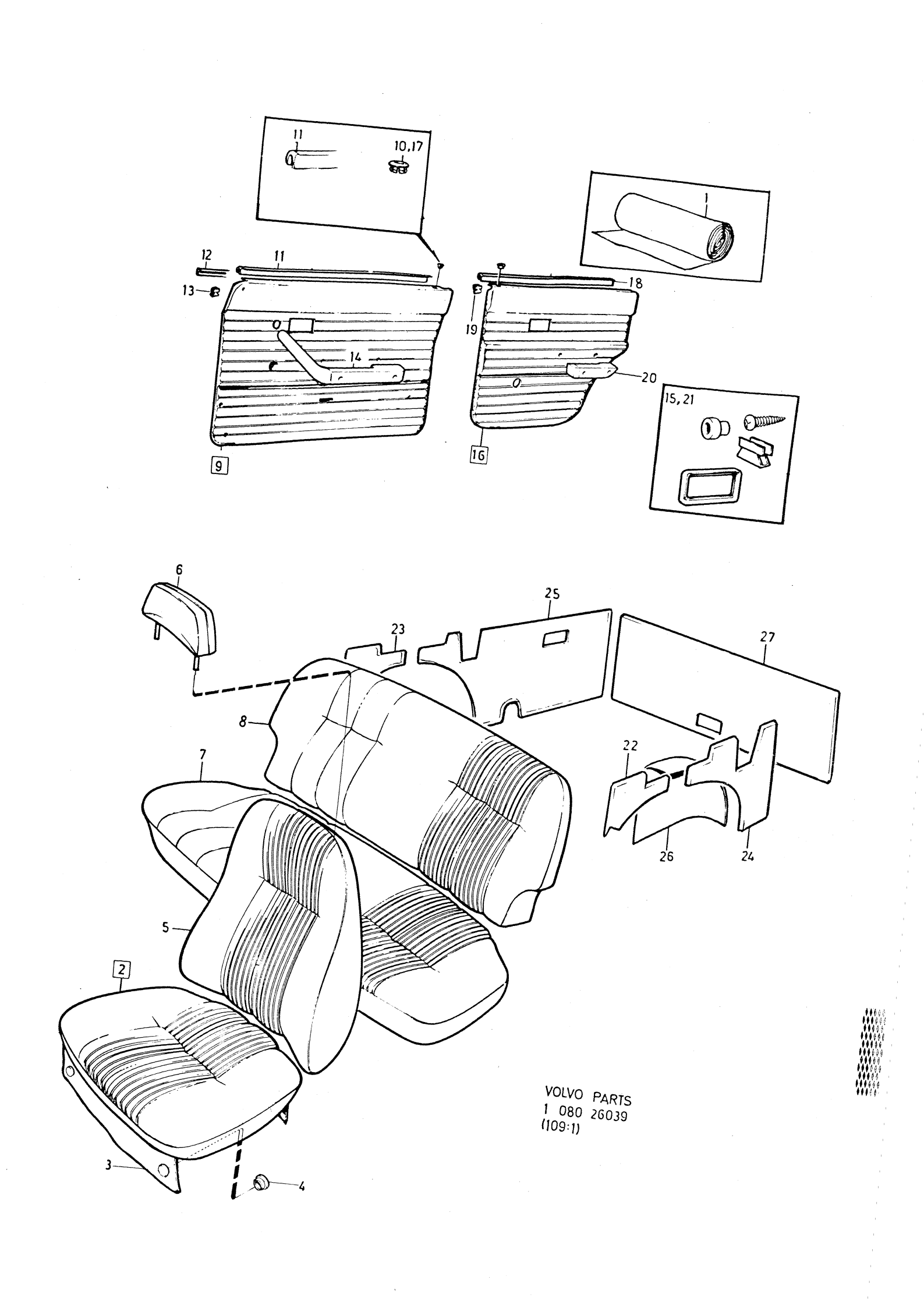

VOLVO PARTS
1 080 26039
(109:1)

Sida / Page	Grupp / Group	Innerklädsel 145, klädselkombination	Upholstery 145, upholstery combination	Illustration
348	8	852, 854, 855, 856	852, 854, 855, 856	26039 1979–11

3850

	Pos. Fig.	Antal/Quantity 852	854	855	856	Artikel nr Part No	Benämning	Description	Sats Kit	B P S R	Anmärkning Notes	
		–	1	–	–	697344-0	Klädsel, H	Cover, R		8	CH 95332–	2160
		–	–	1	–	694561-2	Klädsel, H	Cover, R		8	CH–95331	2180
		–	–	1	–	697341-6	Klädsel, H	Cover, R		8	CH 95332–	2200
x		–	–	–	1	696466-2	Klädsel, H	Cover, R			CH–95331 (695453)	2220
		–	–	–	1	697348-1	Klädsel, H	Cover, R		8	CH 95332–	2240
	27	1	1	1	1	694694-1	Panel	Panel		8	CH–95331	2260
		1	1	1	1	697275-6	Panel	Panel		8	CH 95332–	2280
		–	–	–	–							2300

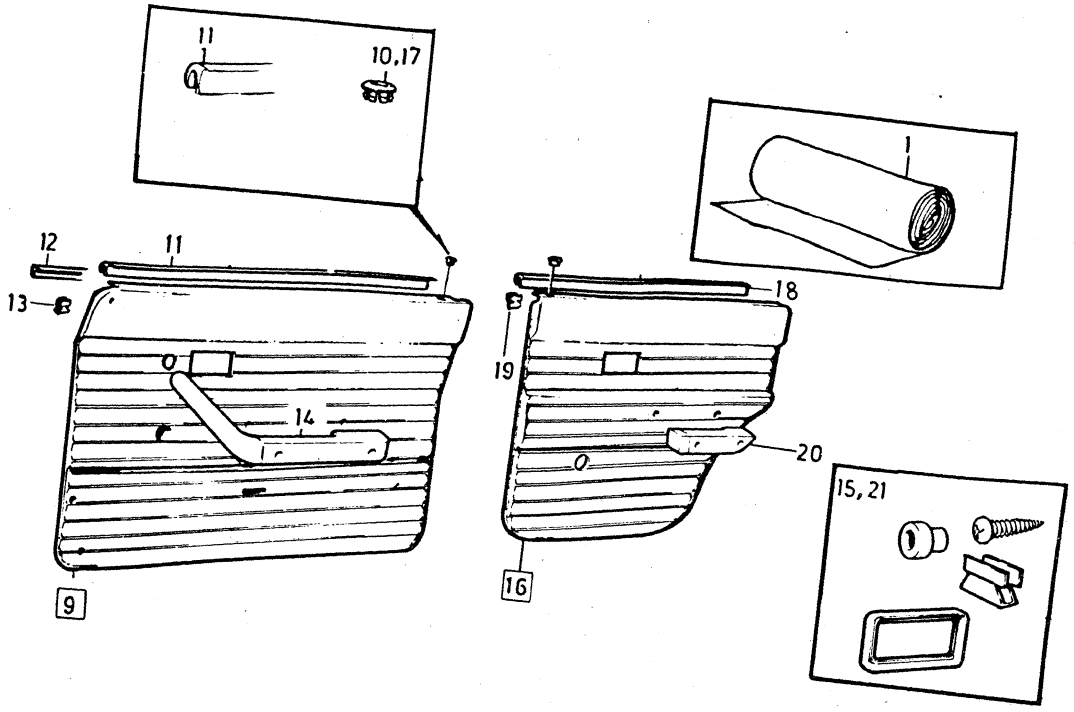

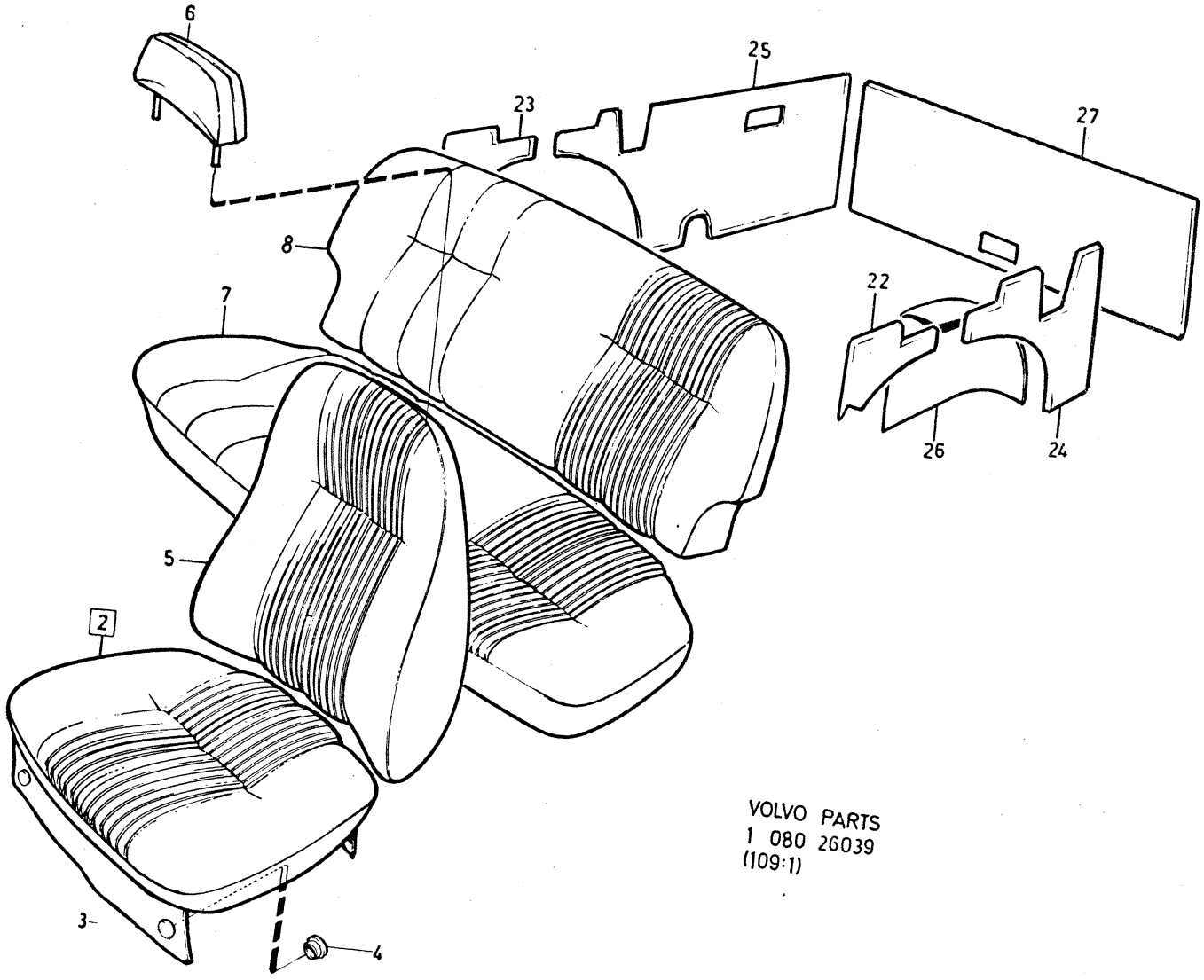

VOLVO PARTS
1 080 26039
(109:1)

Sida Page	Grupp Group	Innerklädsel 145, klädselkombination	Upholstery 145, upholstery combination	Illustration
350	8	857, 858, 860, 862	857, 858, 860, 862	3900 26039 1979–11

	Pos. Fig.	Antal/Quantity 857	858	860	862	Artikel nr Part No	Benämning	Description	Sats Kit	BPSR	Anmärkning Notes	
	1	ERF	–	–	–	699001-4	Tyg, blått	Material, blue			76) METERVARA	0020
x		ERF	–	–	–	699224-2	Trikåplast, blå	Plastic–coated fabric, elastic, blue			76) METERVARA (99955)	0040 0060
							Produktskylten stämplad 857–794	Designation plate stamped 857–794				0080 0100 0120
		–	ERF	–	–	699003-0	Tyg, rött	Material, red			76) METERVARA	0140
		–	ERF	–	–	699012-1	Vävplast, röd	Plastic–coated fabric, red			77) METERVARA	0160 0180
							Produktskylten stämplad 858–795	Designation plate stamped 858–795				0200 220 240
		–	–	ERF	–	699005-5	Tyg, brunt	Material, brown			76) METERVARA	0260
x		–	–	ERF	–	699419-8	Trikåplast, svart	Plastic–coated fabric, elastic, black			1) METERVARA (699014)	0280 0300
							Produktskylten stämplad 860–796	Designation plate stamped 860–796				0320 0340 60
x		–	–	–	ERF	699224-2	Trikåplast, blå	Plastic–coated fabric, elastic, blue			76) METERVARA (99953)	0380 0400
		–	–	–	ERF	99955-7	Vävplast, blå	Plastic–coated fabric, blue			METERVARA ERS AV 699224-2	0420 0440
							Produktskylten stämplad 862–797	Designation plate stamped 862–797				0460 0480 0500
	2	2	–	–	–	695600-7	Klädsel	Cover			STD	0520
		2	–	–	–	649613-7	Klädsel	Cover			SPEC UTF S–1702, S–1703, S–1704, S–1705, S–1713, S–1714, S–1715	0540 0560 0580
		–	2	–	–	695754-2	Klädsel	Cover			STD	0600
		–	2	–	–	649617-8	Klädsel	Cover			SPEC UTF S–1702, S–1703 (649617)	0620 0640
		–	–	2	–	695756-7	Klädsel	Cover				0660
		–	–	–	2	695612-2	Klädsel	Cover				0680
	3	12	12	12	12	94944-6	•Knapp	•Button				0700
	4	12	12	12	12	94945-3	•Hållare	•Retainer				0720
	5	2	–	–	–	695601-5	Klädsel	Cover			STD	0740
		2	–	–	–	649614-5	Klädsel	Cover			SPEC UTF S–1702, S–1703, S–1704, S–1705, S–1713, S–1714, S–1715	0760 30 0800
		–	2	–	–	695758-3	Klädsel	Cover			STD	0820
		–	2	–	–	649618-6	Klädsel	Cover		8	82) SPEC UTF S–1702, S–1703	0840 0860
		–	–	2	–	695760-9	Klädsel	Cover				0880
		–	–	–	2	695613-0	Klädsel	Cover		8	82)	90
	6	2	–	–	–	697316-8	Klädsel	Cover			STD	0920
		2	–	–	–	649651-7	Klädsel	Cover		8	82) SPEC UTF S–1702, S–1703, S–1704, S–1705, S–1713, S–1714, S–1715	0940 0960 0980

1. Enhet kvadratmeter. Metervarans bredd= 150 cm. Unit: Square metres. Width of material= 150 cm. Unités, en mètres carrés. Au mètre de largeur 150 cm. Einheit, Quadratmeter. Breite der Meterware= 150 cm. Unidad, en metros cuadrados. Por metro, ancho 150 cm.

76. Enhet längdmeter. Metervarans bredd = 150 cm. Unit: Linear metre. Width of material = 150 cm. Unité, en mètres. Au mètre, de largeur 150 cm. Einheit, laufendes Meter. Breite der Meterware = 150 cm. Unidad, en metros. Por metro, ancho 150 cm.

77. Enhet kvadratmeter. Metervarans bredd = 130 cm. Unit: Square metres. Width of material = 130 cm. Unités, en mètres carrés. Au mètre de largeur 130 cm. Einheit, Quadratmeter. Breite der Meterware = 130 cm. Unidad, en metros cuadrados. Por metro, ancho 130 cm.

82. Ersättes av motsvarande klädselmaterial i metervara. Replaced by the corresponding material sold by length. Remplacement de garniture correspondante en mètre. Wird durch das jetzige Bezugsmaterial in Metervare ersetzt. Sustituye el tapizado correspondiente vendido por metro.

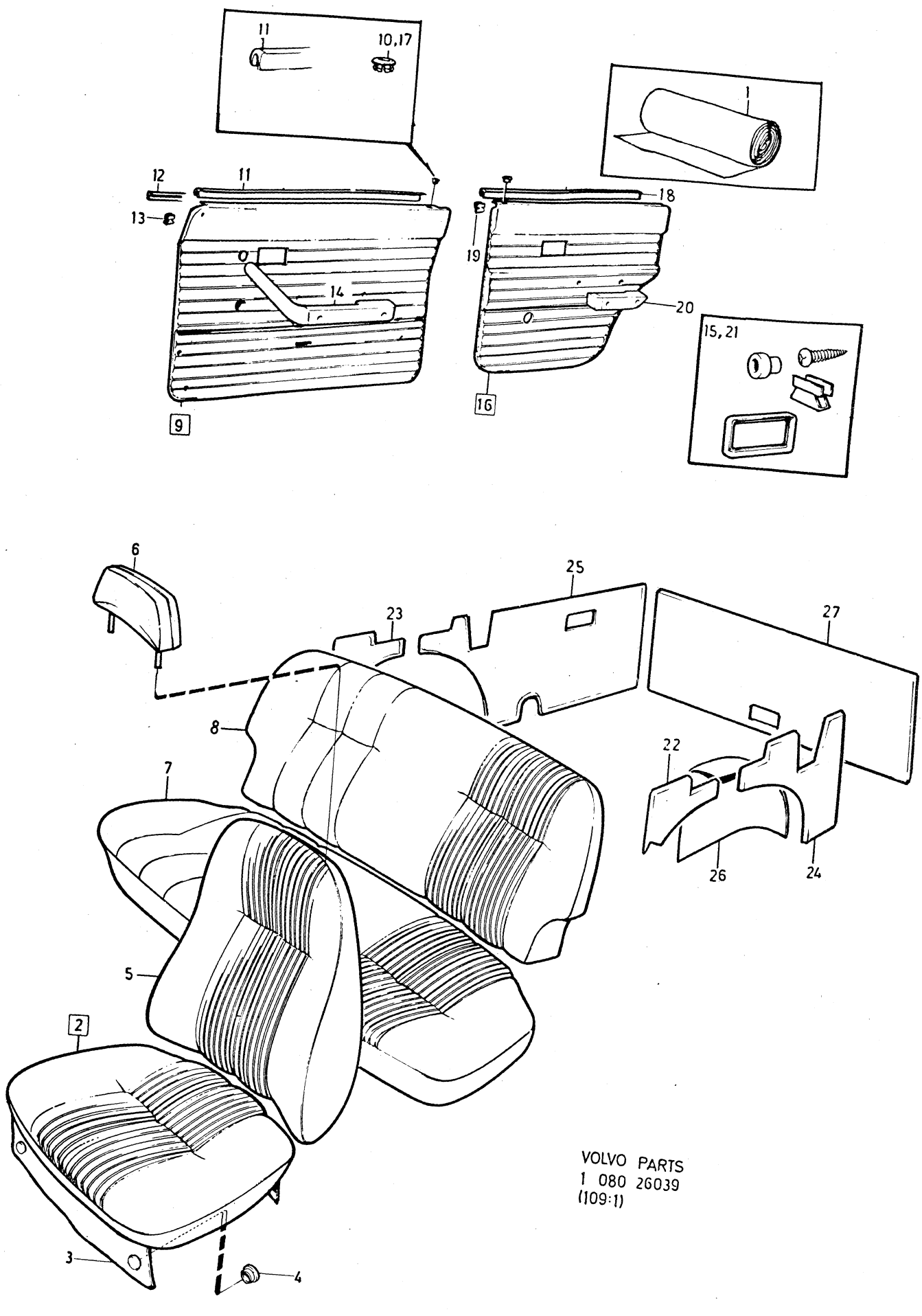

VOLVO PARTS
1 080 26039
(109:1)

Sida Page	Grupp Group	Innerklädsel 145, klädselkombination	Upholstery 145, upholstery combination	Illustration
352	8	857, 858, 860, 862	857, 858, 860, 862	1979–11

	Pos. Fig.	Antal/Quantity 857	858	860	862	Artikel nr Part No	Benämning	Description	Sats Kit	B P S R	Anmärkning Notes	
		–	–	–	–						S–1703, S–1704, S–1705	1000
		–	2	–	–	697317-6	Klädsel	Cover			STD	1020
		–	2	–	–	649652-5	Klädsel	Cover		8	82) SPEC UTF S–1702, S–1703	1040 1060
		–	–	2	–	697319-2	Klädsel	Cover				1080
		–	–	–	2	697316-8	Klädsel	Cover				1100
	7	1	–	–	–	695626-2	Klädsel	Cover			STD	1120
		1	–	–	–	649641-8	Klädsel	Cover		8	82) SPEC UTF S–1702, S–1703	1140 1160
		–	1	–	–	695786-4	Klädsel	Cover		8	82) STD	1180
x		–	1	–	–	649821-6	Klädsel	Cover			SPEC UTF S–1702, S–1703 (649639)	10 20
		–	–	1	–	695788-0	Klädsel	Cover				1240
		–	–	–	1	695628-8	Klädsel	Cover		8	82)	1260
	8	1	–	–	–	697362-2	Klädsel	Cover			STD	1280
x		1	–	–	–	649824-0	Klädsel	Cover			SPEC UTF S–1702, S–1703. (649642)	1300 1320
		–	1	–	–	697363-0	Klädsel	Cover			STD	0
x		–	1	–	–	649822-4	Klädsel	Cover			SPEC UTF S–1702, S–1703 (649640)	1360 1380
		–	–	1	–	697364-8	Klädsel	Cover				1400
		–	–	–	1	697365-5	Klädsel	Cover				1420
x	9	1	–	–	–	696259-1	Dörrpanel, V	Door panel, L			STD. (695619)	1440
		1	–	–	–	649829-9	Dörrpanel, V	Door panel, L		8	SPEC UTF S–1702, S–1703, S–1704, S–1705, S–1713, S–1714, S–1715 (649657)	1460 1480 1500 1520
		–	1	–	–	695818-5	Dörrpanel, V	Door panel, L			STD	1540
		–	1	–	–	649825-7	Dörrpanel, V	Door panel, L		8	SPEC UTF S–1702, S–1703 (649825)	1560 1580
x		–	–	1	–	696450-6	Dörrpanel, V	Door panel, L			(695820)	1600
x		1	–	–	1	696260-9	Dörrpanel, H	Door panel, R			STD (695620)	1620
		1	–	–	–	649830-7	Dörrpanel, H	Door panel, R			SPEC UTF S–1702, S–1703, S–1704, S–1705, S–1713, S–1714, S–1715 (649658)	1640 1660 1680 1700
x		–	1	–	–	696366-4	Dörrpanel, H	Door panel, R			STD (695822)	1720
		–	1	–	–	649654-1	Dörrpanel, H	Door panel, R		8	SPEC UTF S–1702 S–1703	1740
x		–	–	1	–	696452-2	Dörrpanel, H	Door panel, R			(695824)	0
	10	2	2	2	2	677003-6	•Bussning	•Bushing				1780
	11	2	2	2	2	678198-3	•List	•Moulding				1800
	12	1	1	1	1	686781-6	•List, V	•Moulding, L				1820
		1	1	1	1	686782-4	•List, H	•Moulding, R				1840
	13	20	20	20	20	678201-5	•Clips	•Clip				1860
	14	–	–	–	–		Armstöd	Arm rest			SE SIDA 384, 4-I11	0
	15	–	–	–	–		Monteringsdetaljer	Installation components			SE SIDA 378, 4-I05	1900 1920
x	16	1	–	–	–	696261-7	Dörrpanel, V	Door panel, L			STD. (695621)	1940
		1	–	–	–	649659-0	Dörrpanel, V	Door panel, L		8	SPEC UTF S–1702, S–1703, S–1704, S–1705, S–1713, S–1714, S–1715	1960 1980 2000
x		–	1	–	–	696367-2	Dörrpanel, V	Door panel, L			STD. (695826)	2020
		–	1	–	–	649655-8	Dörrpanel, V	Door panel, L		8	SPEC UTF S–1702 S–1703	2040
x		–	–	1	–	696454-8	Dörrpanel, V	Door panel, L			(695828)	2060
x		1	–	–	1	696262-5	Dörrpanel, H	Door panel, R			STD (695622)	2080

82. Ersättes av motsvarande klädselmaterial i metervara. Replaced by the corresponding material sold by length. Remplacement de garniture correspondante en mètre. Wird durch das jetzige Bezugsmaterial in Metervare ersetzt. Sustituye el tapizado correspondiente vendido por metro.

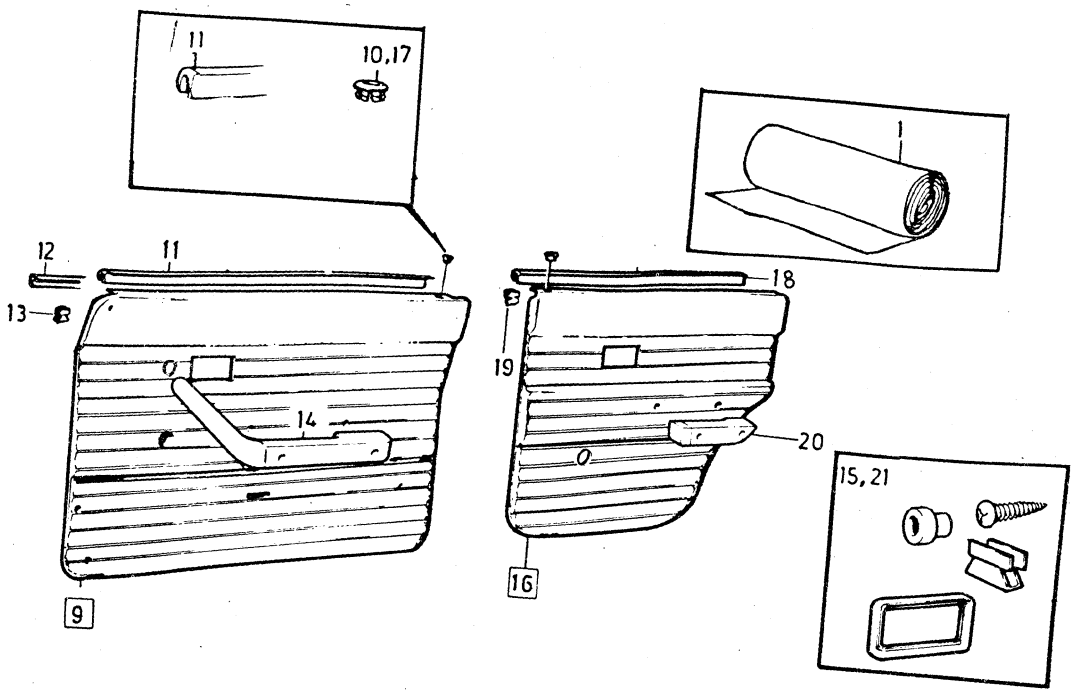

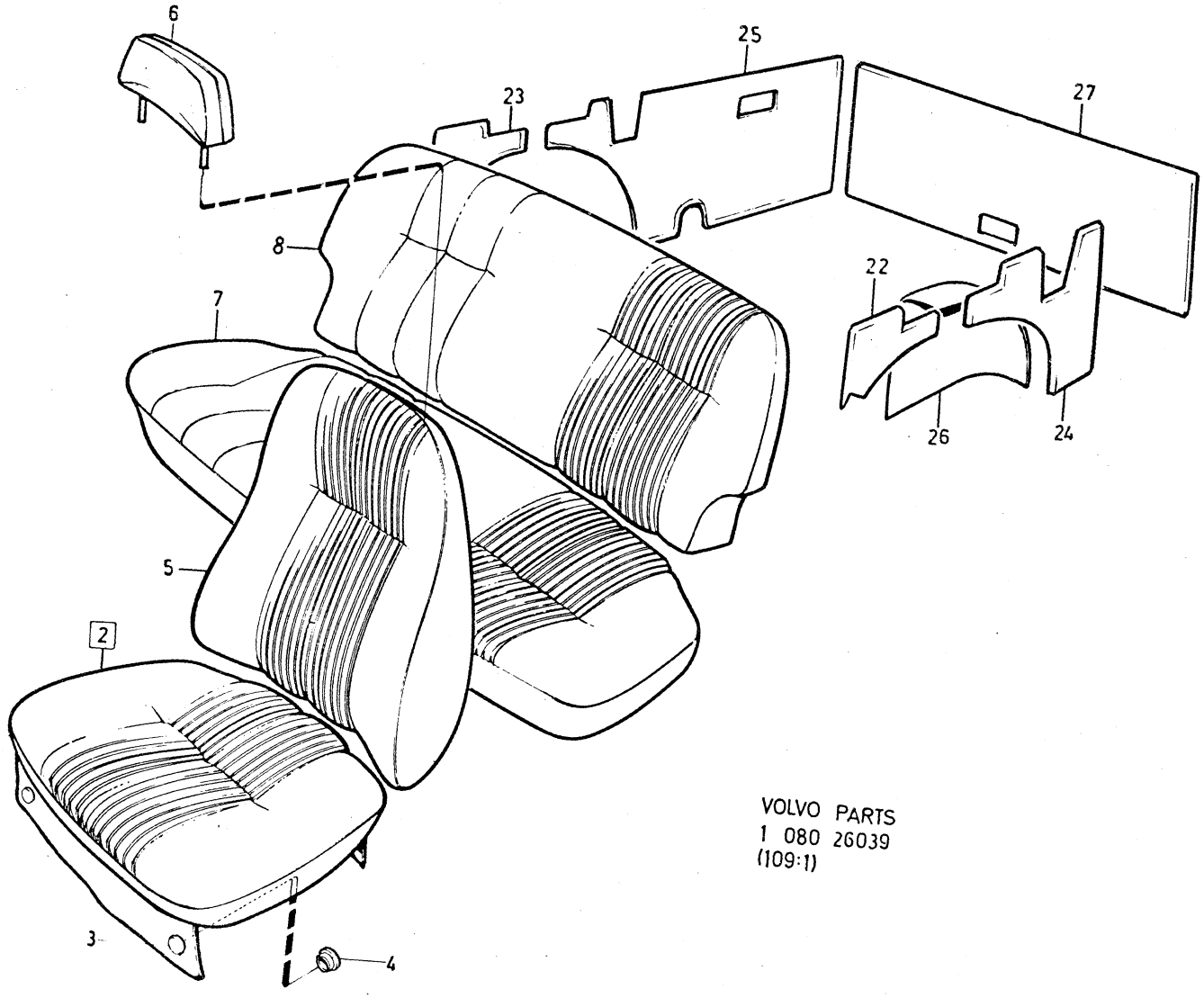

VOLVO PARTS
1 080 26039
(109:1)

Sida Page	Grupp Group	Innerklädsel 145, klädselkombination	Upholstery 145, upholstery combination	Illustration	3900
354	8	857, 858, 860, 862	857, 858, 860, 862	26039 1979–11	

	Pos. Fig.	Antal/Quantity 857	858	860	862	Artikel nr Part No	Benämning	Description	Sats Kit	B P S R	Anmärkning Notes	
x		1	–	–	–	649832-3	Dörrpanel, H	Door panel, R			SPEC UTF S–1702,	2100
											S–1703, S–1704, S–1705,	2120
											S–1713, S–1714, S–1715	2140
											(649660)	2160
		–	1	–	–	695830-0	Dörrpanel, H	Door panel, R			STD	2180
		–	1	–	–	649656-6	Dörrpanel, H	Door panel, R		8	SPEC UTF S–1702 S–1703	2200
x		–	–	1	–	696456-3	Dörrpanel, H	Door panel, R			(695832)	2220
	17	2	2	2	2	677003-6	•Bussning	•Bushing				2240
	18	2	2	2	2	678199-1	•List	•Moulding				2260
	19	16	16	16	16	678201-5	•Clips	•Clip				2280
	20	–	–	–	–		Armstöd	Arm rest			SE SIDA 384, 4-I11	2300
	21	–	–	–	–		Monteringsdetaljer	Installation components			SE SIDA 378, 4-I05	2320 2340
x	22	1	–	–	1	696265-8	Panel, V	Panel, L			(694544)	2360
x		–	1	–	–	696392-0	Panel, V	Panel, L			(694548)	2380
x		–	–	1	–	697822-5	Panel, V	Panel, L			(695438)	2400
x	23	1	–	–	1	696266-6	Panel, H	Panel, R			(694545)	2420
x		–	1	–	–	696393-8	Panel, H	Panel, R			(694549)	0
x		–	–	1	–	697823-3	Panel, H	Panel, R			(695443)	2460
	24	1	–	–	1	697280-6	Panel	Panel			STD SBUR	2480
		1	–	–	1	996109-5	Panel	Panel		8	SBMR	2500
		1	–	–	–	649874-5	Panel	Panel		8	SPEC UTF S–1704,	2520
											S–1705, S–1713.	2540
		–	1	–	–	697281-4	Panel	Panel			SBUR	2560
											ERS AV 696111–4	2570
		–	1	–	–	696111-4	Panel	Panel			SBMR	2580
		–	–	1	–	697282-2	Panel	Panel			SBUR	2600
											ERS AV 696113–0	2610
		–	–	1	–	696113-0	Panel	Panel			SBMR	2620
x	25	1	–	–	1	697284-8	Panel	Panel		8	STD. SBUR	2640
		1	–	–	1	696115-5	Panel	Panel		8	SBMR	2660
		1	–	–	–	649875-2	Panel	Panel		8	SPEC UTF S–1704,	2680
											S–1705, S–1713, (649415)	2700
		–	1	–	–	697285-5	Panel	Panel			SBUR	2720
											ERS AV 696117–1	2730
		–	1	–	–	696117-1	Panel	Panel			SBMR	2740
		–	–	1	–	697286-3	Panel	Panel			SBUR	2760
											ERS AV 696119–7	2770
		–	–	1	–	696119-7	Panel	Panel			SBMR	2800
	26	1	–	–	1	697337-4	Klädsel, V	Cover, L		8	STD	2800
		1	–	–	–		Klädsel, V	Cover, L		8	SPEC UTF S–1704, S–1705,	2820
											S–1713, S–1714,	2840
											S–1715. (649378)	2860
		–	1	–	–	697343-2	Klädsel, V	Cover, L				2880
		–	–	1	–	697347-3	Klädsel, V	Cover, L		8		2900
		1	–	–	1	697339-0	Klädsel, H	Cover, R			STD	2920
		1	–	–	–		Klädsel, H	Cover, R			SPEC UTF S–1704, S–1705,	2940
											S–1713, S–1714,	2960
											S–1715. (649379)	2980
		–	1	–	–	697345-7	Klädsel, H	Cover, R		8		3000
		–	–	1	–	697349-9	Klädsel, H	Cover, R		8		3020
	27	1	–	–	1	697276-4	Panel	Panel				3040
		–	1	–	–	697277-2	Panel	Panel				3060
		–	–	1	–	697278-0	Panel	Panel		8		3080

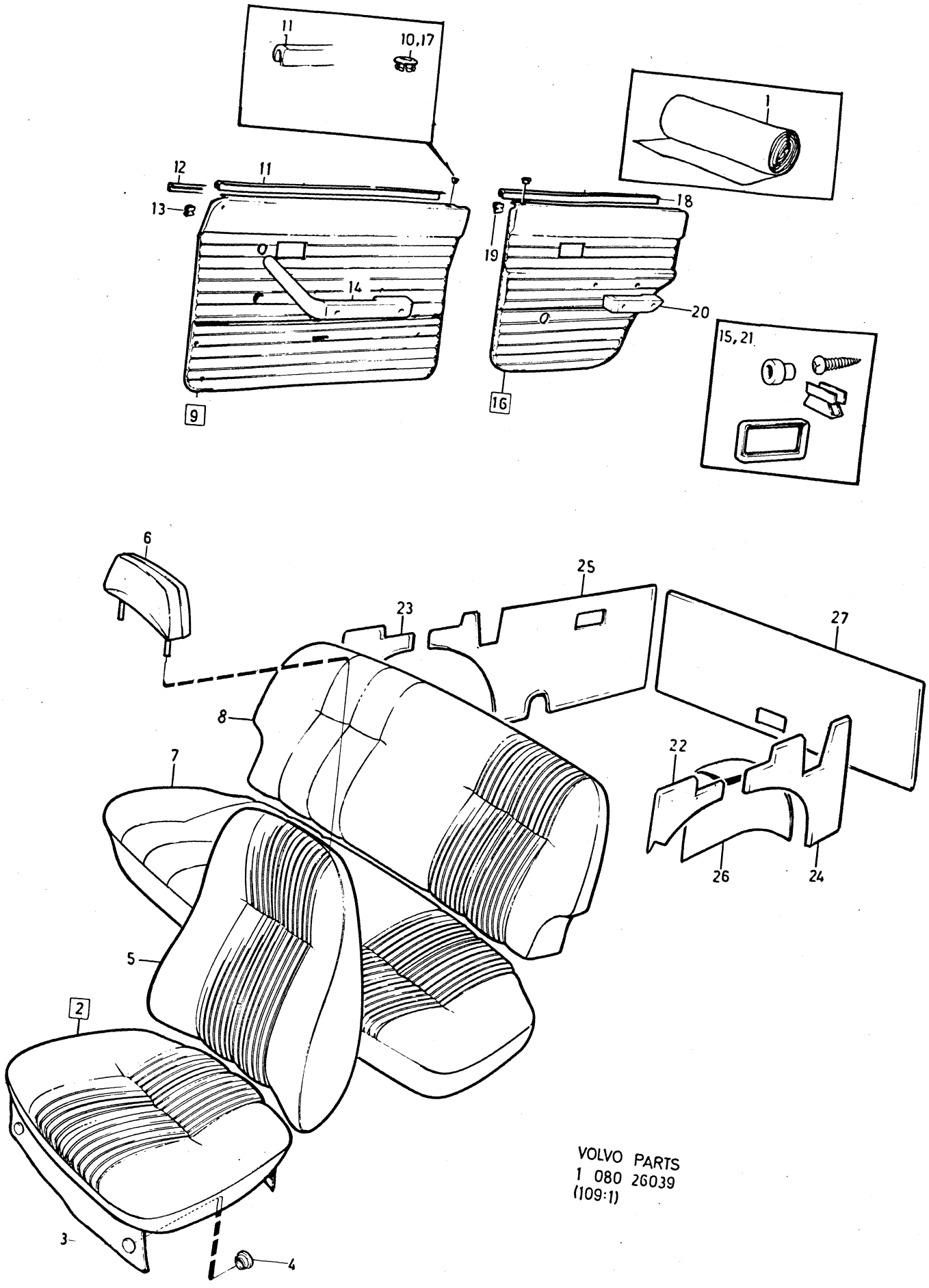

VOLVO PARTS
1 080 26039
(109:1)

Sida Page	Grupp Group	Innerklädsel 145, klädselkombination	Upholstery 145, upholstery combination	Illustration
356	8	863, 865, 868, 896	863, 865, 868, 896	1979–11

	Pos. Fig.	Antal/Quantity 863	865	868	896	Artikel nr Part No	Benämning	Description	Sats Kit	B P S R	Anmärkning Notes	
	1	ERF	–	–	–	699065-9	Trikåplast, röd	Plastic–coated fabric, elastic, red			78) METERVARA	0020 0040
		–	–	–	–	699012-1	Vävplast, röd	Plastic–coated fabric, red			77) METERVARA	0060 0080
							Produktskylten stämplad 863–798	Designation plate stamped 863–798				0100 0120 0140
x		–	ERF	–	–	699419-8	Trikåplast, svart	Plastic–coated fabric, elastic, black			1) METERVARA (699067)	0160 0180
		–	ERF	–	–	699014-7	Vävplast, svart	Plastic–coated fabric, black			METERVARA ERS AV 699419–8	0200 0220
							Produktskylten stämplad 865–799	Designation plate stamped 865–799				0240 0260 0280
		–	–	ERF	–	99995-3	Tyg, brunt	Material, brown		8	METERVARA	0300
		–	–	ERF	–	99903-7	Trikåplast, brun	Plastic–coated fabric, elastic, brown			81) METERVARA	0320 0340
		–	–	ERF	–	99764-3	Trikåplast, brun	Plastic–coated fabric, brown			77) METERVARA (99960)	0360
							Produktskylten stämplad 868–801	Designation plate stamped 868–801				0400 0420 0440
x		–	–	–	ERF	699419-8	Trikåplast, svart	Plastic–coated fabric, elastic, black			1) METERVARA (699067)	0460 0480
		–	–	–	ERF	699014-7	Vävplast, svart	Plastic–coated fabric, black			METERVARA ERS AV 699419–8	0500 0520
							Produktskylten stämplad 896–802	Designation plate stamped 896–802				0540 0560 0580
	2	2	–	–	–	695762-5	Klädsel	Cover				0600
		–	2	–	2	695764-1	Klädsel	Cover				0620
		–	–	2	–	694340-1	Klädsel	Cover				0640
	3	12	12	12	12	94944-6	•Knapp	•Button				0660
	4	12	12	12	12	94945-3	•Hållare	•Retainer				0680
	5	2	–	–	–	695766-6	Klädsel	Cover		8	82)	0700
		–	2	–	2	695768-2	Lkklädsel	Cover				0720
		–	–	2	–	694341-9	Klädsel	Cover		8	82)	0740
	6	2	–	–	–	697317-6	Klädsel	Cover				0760
		–	2	–	2	697319-2	Klädsel	Cover				0780
		–	–	2	–	697321-8	Klädsel	Cover		8	82)	0800
	7	1	–	–	–	695794-8	Klädsel	Cover		8	82)	0820
		–	1	–	1	695796-3	Klädsel	Cover		8	82)	0840
		–	–	1	–	694652-9	Klädsel	Cover				0860
	8	1	–	–	–	697366-3	Klädsel	Cover		8	82)	0880
		–	1	–	–	697367-1	Klädsel	Cover		8	82)	0900
		–	–	1	–	697376-2	Klädsel	Cover				0920

1. Enhet kvadratmeter. Metervarans bredd= 150 cm. Unit: Square metres. Width of material= 150 cm. Unités, en mètres carrés. Au mètre de largeur 150 cm. Einheit, Quadratmeter. Breite der Meterware= 150 cm. Unidad, en metros cuadrados. Por metro, ancho 150 cm.

77. Enhet kvadratmeter. Metervarans bredd = 130 cm. Unit: Square metres. Width of material = 130 cm. Unités, en mètres carrés. Au mètre de largeur 130 cm. Einheit, Quadratmeter. Breite der Meterware = 130 cm. Unidad, en metros cuadrados. Por metro, ancho 130 cm.

78. Enhet kvadratmeter. Metervarans bredd = 145 cm. Unit: Square metres. Width of material = 145 cm. Unité, en mètres carrés. Au mètre, de largeur 145 cm. Einheit, Quadratmeter. Breite der Meterware = 145 cm. Unidad, en metros cuadrados. Por metro, ancho 145 cm.

81. Enhet kvadratmeter. Metervarans bredd = 140 cm. Unit: Square metres. Width of material = 140 cm. Unité, en mètres carrés. Au mètre, de largeur 140 cm. Einheit, Quadratmeter. Breite der Meterware = 140 cm. Unidad, en metros cuadrados. Por metro, ancho 140 cm.

82. Ersättes av motsvarande klädselmaterial i metervara. Replaced by the corresponding material sold by length. Remplacement de garniture correspondante en mètre. Wird durch das jetzige Bezugsmaterial in Metervare ersetzt. Sustituye el tapizado correspondiente vendido por metro.

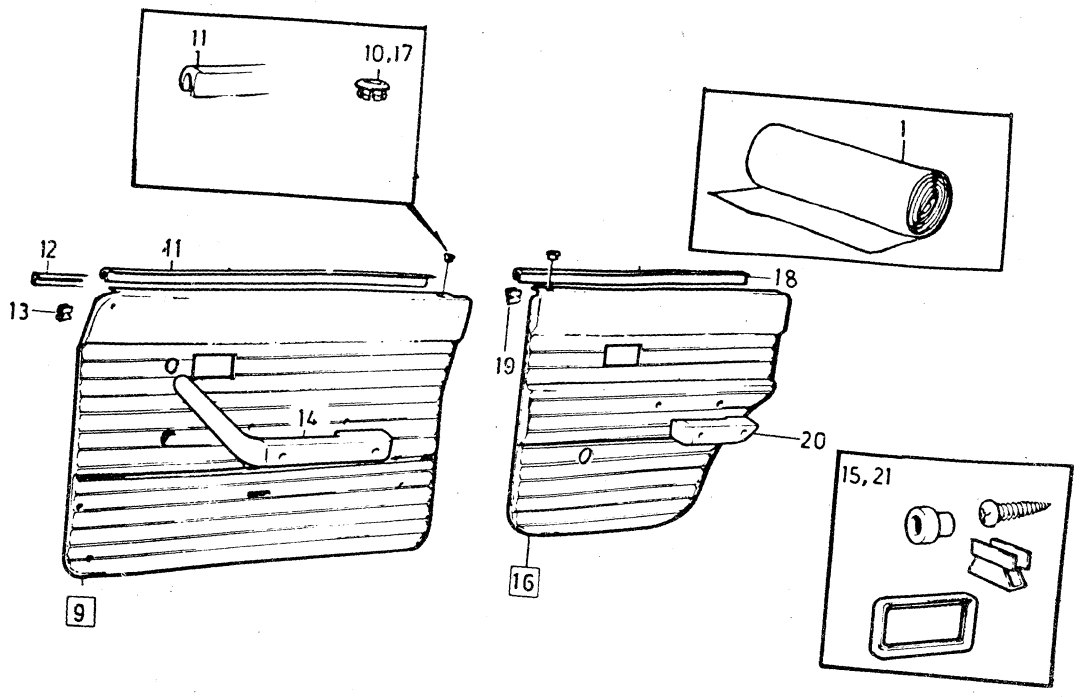

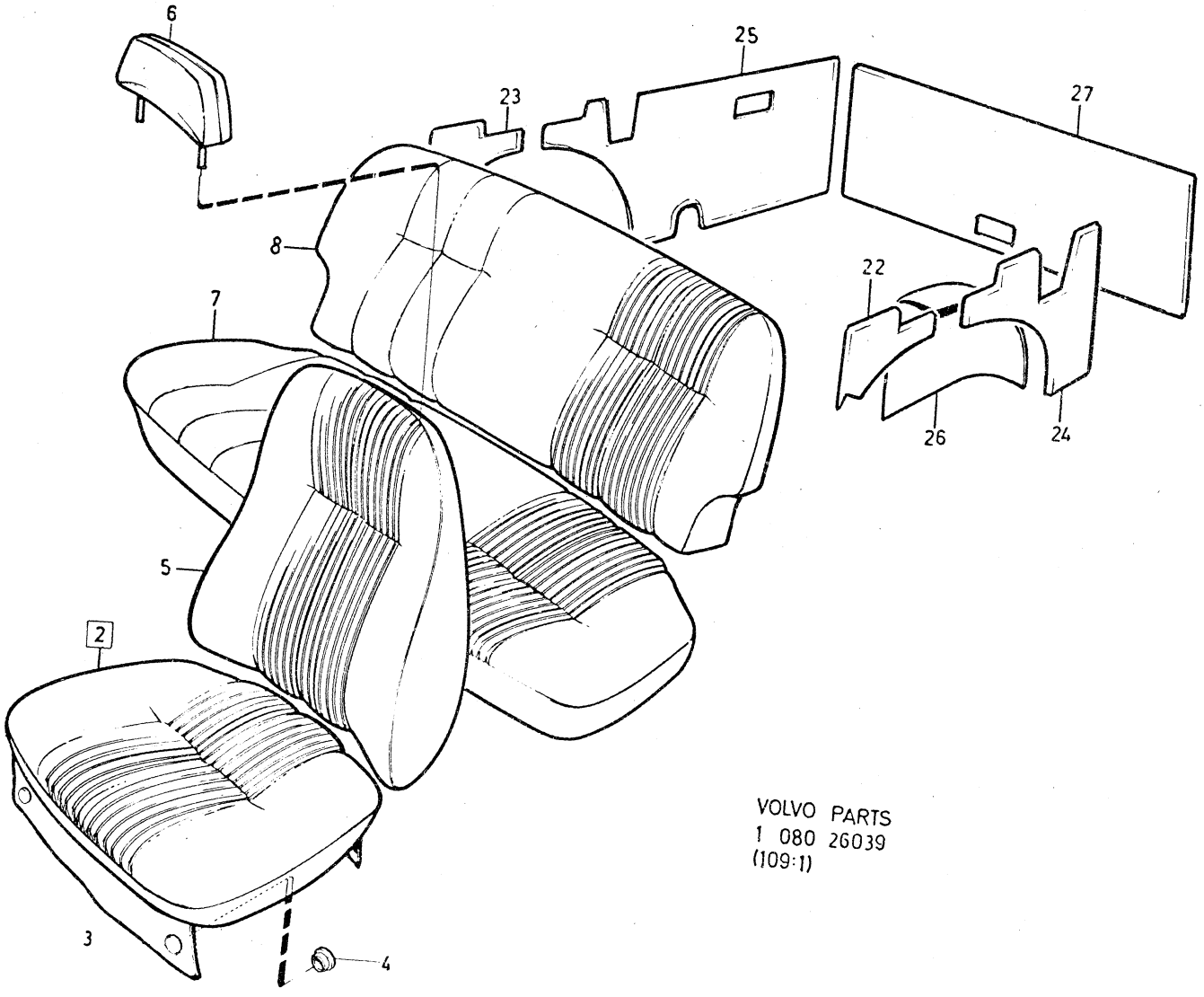

VOLVO PARTS
1 080 26039
(109:1)

Sida Page	Grupp Group	Innerklädsel 145, klädselkombination	Upholstery 145, upholstery combination	Illustration
358	8	863, 865, 868, 896	863, 865, 868, 896	3950 26039 1979–11

	Pos. Fig.	Antal/Quantity 863	865	868	896	Artikel nr Part No	Benämning	Description	Sats Kit	BPSR	Anmärkning Notes	
		–	–	–	1	697377-0	Klädsel	Cover		8	82)	0940
	9	1	–	–	–	695818-5	Dörrpanel, V	Door panel, L				0960
x		–	1	–	1	696450-6	Dörrpanel, V	Door panel, L			(695820)	0980
		–	–	1	–	694490-4	Dörrpanel, V	Door panel, L				1000
x		1	–	–	–	696366-4	Dörrpanel, H	Door panel, R			(695822)	1020
x		–	1	–	1	696452-2	Dörrpanel, H	Door panel, R			(695824)	1040
		–	–	1	–	694491-2	Dörrpanel, H	Door panel, R		8		1060
	10	2	2	2	2	677003-6	•Bussning	•Bushing				1080
	11	2	2	2	2	678198-3	•List	•Moulding				1100
	12	1	1	1	1	686781-6	•List, V	•Moulding, L				1120
		1	1	1	1	686782-4	•List, H	•Moulding, R				1
	13	20	20	20	20	678201-5	•Clips	•Clip				1
	14	–	–	–	–		Armstöd	Arm rest			SE SIDA 384, 4-I11	1180
	15	–	–	–	–		Monteringsdetaljer	Installation components			SE SIDA 378, 4-I05	1200 1220
x	16	1	–	–	–	696367-2	Dörrpanel, V	Door panel, L			(695826)	1240
x		–	1	–	1	696454-8	Dörrpanel, V	Door panel, L			(695828)	1
		–	–	1	–	694682-6	Dörrpanel, V	Door panel, L				1
		1	–	–	–	695830-0	Dörrpanel, H	Door panel, R				1300
x		–	1	–	1	696456-3	Dörrpanel, H	Door panel, R			(695832)	1320
		–	–	1	–	694683-4	Dörrpanel, H	Door panel, R		8		1340
	17	2	2	2	2	677003-6	•Bussning	•Bushing				1360
	18	2	2	2	2	678199-1	•List	•Moulding				1380
	19	16	16	16	16	678201-5	•Clips	•Clip				1400
	20	–	–	–	–		Armstöd	Arm rest			SE SIDA 384, 4-I11	1420
	21	–	–	–	–		Monteringsdetaljer	Installation components			SE SIDA 378, 4-I05	1440 1460
x	22	1	–	–	–	696392-0	Panel, V	Panel, L			(694548)	1480
x		–	1	–	1	697822-5	Panel, V	Panel, L			(695438)	1500
		–	–	1	–	695310-3	Panel, V	Panel, L		8		1520
x	23	1	–	–	–	696393-8	Panel, H	Panel, R			(694549)	1540
x		–	1	–	1	697823-3	Panel, H	Panel, R			(695443)	1560
		–	–	1	–	695311-1	Panel, H	Panel, R				1580
	24	1	–	–	1	697281-4	Panel	Panel			SBUR	1600
											ERS AV 696111–4	1620
		1	–	–	1	696111-4	Panel	Panel			SBMR	1640
		–	1	1	–	697282-2	Panel	Panel			SBUR	1660
											ERS AV 696113–0	1
		–	1	1	–	696113-0	Panel	Panel			SBMR	1
	25	1	–	–	1	697285-5	Panel	Panel			SBUR	1720
											ERS AV 696117–1	1740
		1	–	–	1	696117-1	Panel	Panel			SBMR	1760
		–	1	1	–	697286-3	Panel	Panel			SBUR	1780
											ERS AV 696119–7	1800
		–	1	1	–	696119-7	Panel	Panel			SBMR	1
	26	1	–	–	–	697343-2	Klädsel, V	Cover, L				1840
		–	1	–	–	697347-3	Klädsel, V	Cover, L		8		1860
		–	–	1	–	697374-7	Klädsel, V	Cover, L				1880
		–	–	–	1	697378-8	Klädsel, V	Cover, L		8		1900
		1	–	–	–	697345-7	Klädsel, H	Cover, R		8		1920
		–	1	–	–	697349-9	Klädsel, H	Cover, R		8		1940
		–	–	1	–	697375-4	Klädsel, H	Cover, R				1960
		–	–	–	1	697379-6	Klädsel, H	Cover, R		8		1980
	27	1	–	–	1	697277-2	Panel	Panel				2000
		–	1	1	–	697278-0	Panel	Panel		8		2020

82. Ersättes av motsvarande klädselmaterial i metervara. Replaced by the corresponding material sold by length. Remplacement de garniture correspondante en mètre. Wird durch das jetzige Bezugsmaterial in Metervare ersetzt. Sustituye el tapizado correspondiente vendido por metro.

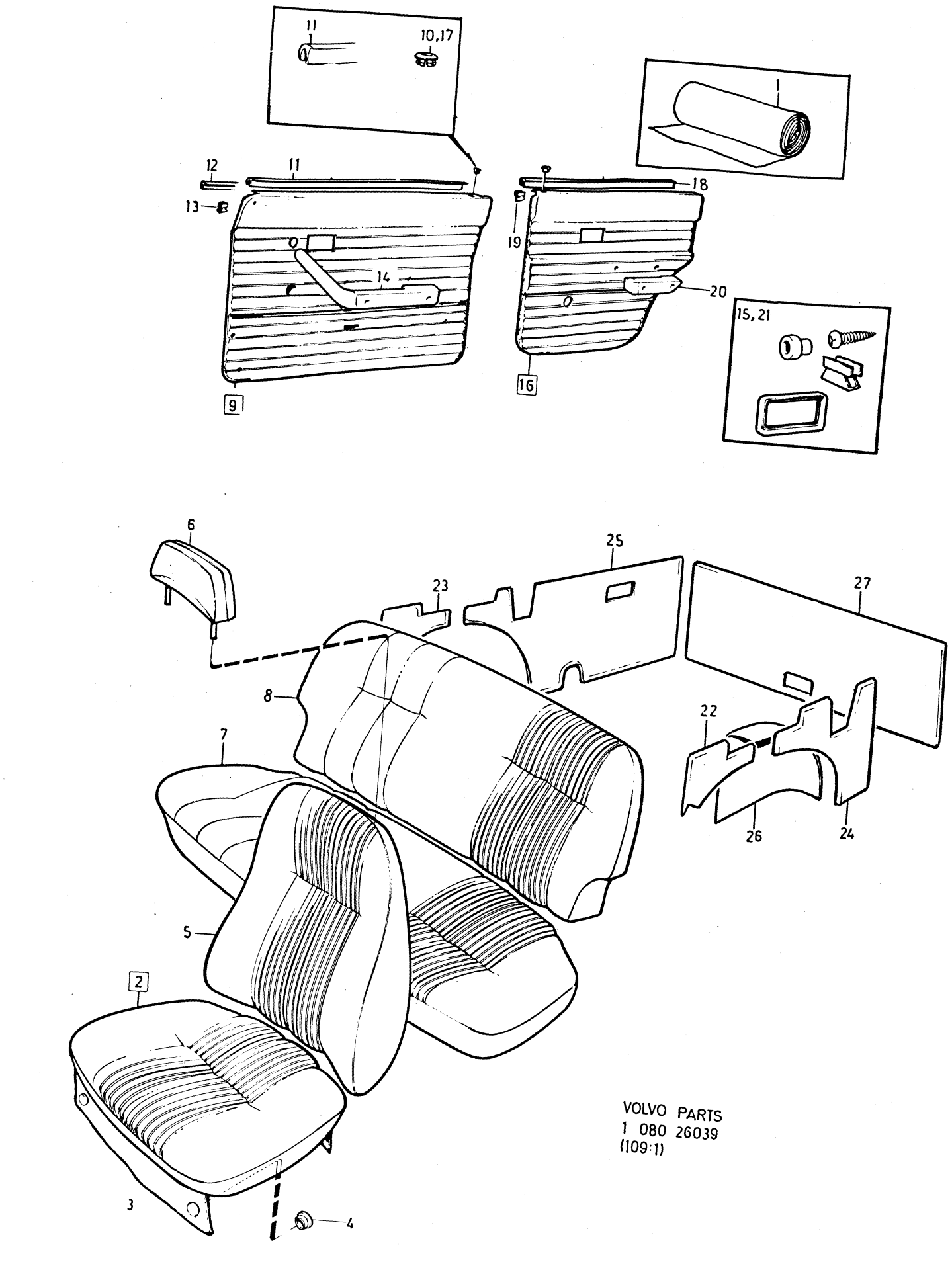

VOLVO PARTS
1 080 26039
(109:1)

Sida Page	Grupp Group	Innerklädsel 145 HV HT, klädselkombination	Upholstery 145 HV HT, upholstery combination	Illustration 4000
360	8	843, 849, 850	843, 849, 850	26087 1979–11

Pos. Fig.	Antal/Quantity 843	849	850		Artikel nr Part No	Benämning	Description	Sats Kit	B P S R	Anmärkning Notes	
1	ERF	–	–	–	99995-3	Tyg, brunt	Material, brown		8	METERVARA	0020
	ERF	–	–	–	99903-7	Trikåplast, brun	Plastic–coated fabric, elastic, brown			81) METERVARA	0040 0060
	ERF	–	–	–	99764-3	Trikåplast, brun	Plastic–coated fabric, brown			77) METERVARA (99960)	0080 0100
						Produktskylten stämplad 843–746	Designation plate stamped 843–746				0120 0140 0160
	ERF	–	–	–	699001-4	Tyg, blått	Material, blue			76) METERVARA SPEC UTF S–1602	0180 0200
x	ERF	–	–	–	699224-2	Trikåplast, blå	Plastic–coated fabric, elastic, blue			76) METERVARA SPEC UTF S–1602 (99953)	0220 0240 0260
	ERF	–	–	–	99955-7	Vävplast, blå	Plastic–coated fabric, blue			METERVARA ERS AV 699224–2 SPEC UTF S–1602	0280 0300 0320
						Produktskylten stämplad S–1602	Designation plate stamped S–1602				0340 0360 0380
	–	ERF	–	–	99916-9	Tyg, grått	Material, grey			76) METERVARA	0400
	–	ERF	–	–	99904-5	Trikåplast, grå	Plastic–coated fabric, elastic, grey		8	METERVARA	0420 0440
	–	ERF	–	–	99907-8	Vävplast, grå	Plastic–coated fabric, grey		8	METERVARA	0460 0480
						Produktskylten stämplad 849–700	Designation plate stamped 849–700				0500 0520 0540
	–	–	ERF	–	99857-5	Tyg, blått	Material, blue			76) METERVARA	0560
x	–	–	ERF	–	699224-2	Trikåplast, blå	Plastic–coated fabric, elastic, blue			76) METERVARA (99953)	0580 0600
	–	–	ERF	–	99955-7	Vävplast, blå	Plastic–coated fabric, blue			METERVARA ERS AV 699224–2	0620 0640
						Produktskylten stämplad 850–701	Designation plate stamped 850–701				0660 0680 0700
2	2	–	–	–	694340-1	Klädsel	Cover			STD	0720
	2	–	–	–	649385-2	Klädsel	Cover			SPEC UTF S–1602, S–1647, S–1648	0740 0760
	–	2	–	–	693494-7	Klädsel	Cover		8	82)	0780
	–	–	2	–	693488-9	Klädsel	Cover		8	82)	0800
	–	–	2	–	649092-4	Klädsel	Cover			SPEC UTF S–1582, S–1583	0820
3	12	12	12	–	94944-6	•Knapp	•Button				0840
4	12	12	12	–	94945-3	•Hållare	•Retainer				0860
5	2	–	–	–	694341-9	Klädsel	Cover		8	82)	0880
	2	–	–	–	649386-0	Klädsel	Cover		8	82) SPEC UTF S–1602, S–1647, S–1648	0900 0920
	–	2	–	–	693495-4	Klädsel	Cover		8	82)	0940
	–	–	2	–	693489-7	Klädsel	Cover		8	82) STD	0960

76. Enhet längdmeter. Metervarans bredd = 150 cm. Unit: Linear metre. Width of material = 150 cm. Unité, en mètres. Au mètre, de largeur 150 cm. Einheit, laufendes Meter. Breite der Meterware = 150 cm. Unidad, en metros. Por metro, ancho 150 cm.

77. Enhet kvadratmeter. Metervarans bredd = 130 cm. Unit: Square metres. Width of material = 130 cm. Unités, en mètres carrés. Au mètre de largeur 130 cm. Einheit, Quadratmeter. Breite der Meterware = 130 cm. Unidad, en metros cuadrados. Por metro, ancho 130 cm.

81. Enhet kvadratmeter. Metervarans bredd = 140 cm. Unit: Square metres. Width of material = 140 cm. Unité, en mètres carrés. Au mètre, de largeur 140 cm. Einheit, Quadratmeter. Breite der Meterware = 140 cm. Unidad, en metros cuadrados. Por metro, ancho 140 cm.

82. Ersättes av motsvarande klädselmaterial i metervara. Replaced by the corresponding material sold by length. Remplacement de garniture correspondante en mètre. Wird durch das jetzige Bezugsmaterial in Metervare ersetzt. Sustituye el tapizado correspondiente vendido por metro.

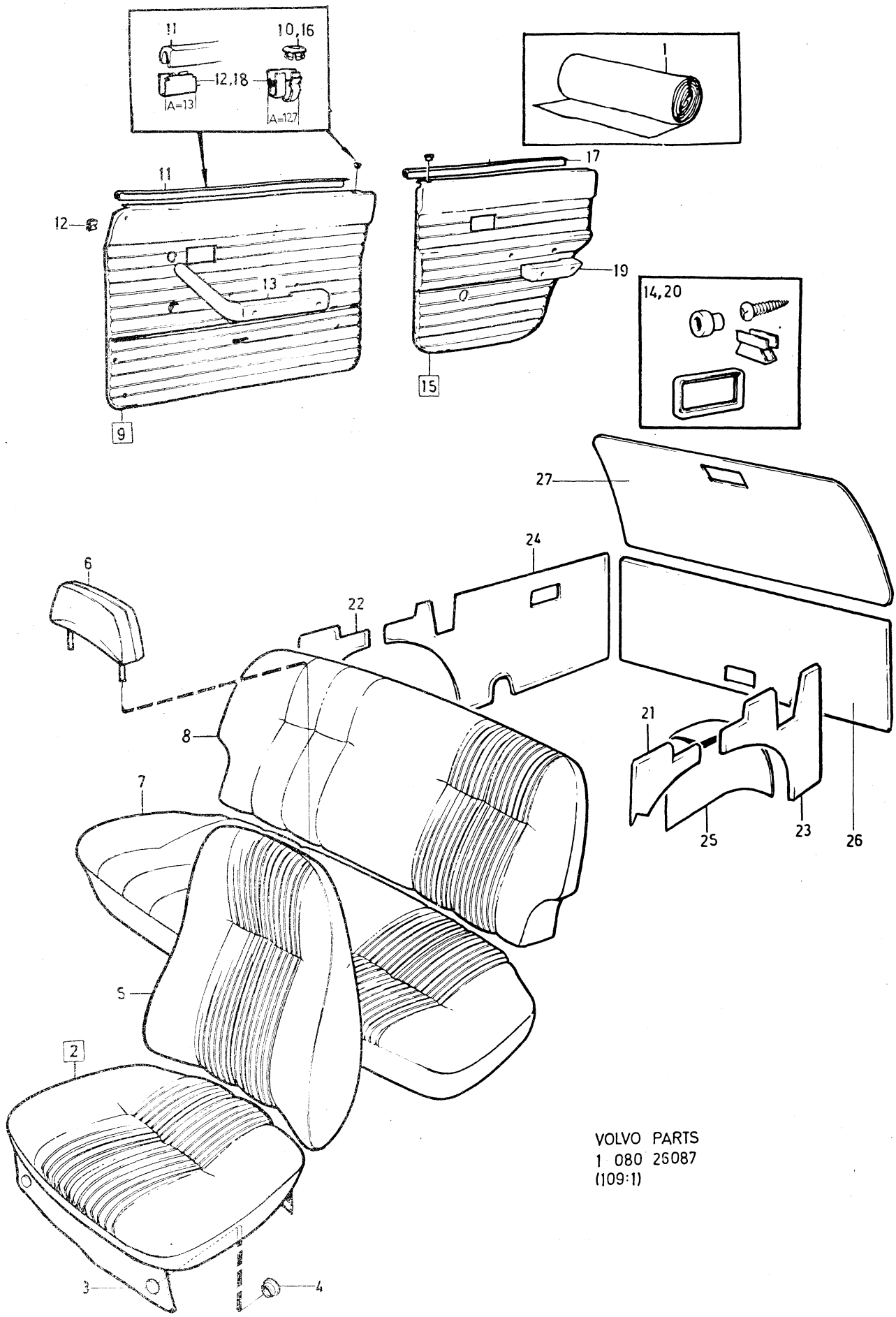

VOLVO PARTS
1 080 26087
(109:1)

Sida Page	Grupp Group	Innerklädsel 145 HV HT, klädselkombination	Upholstery 145 HV HT, upholstery combination	Illustration
362	8	843, 849, 850	843, 849, 850	1979–11

Pos. Fig.	Antal/Quantity 843	849	850		Artikel nr Part No	Benämning	Description	Sats Kit	B P S R	Anmärkning Notes	
	–	–	2	–	649093-2	Klädsel	Cover		8	82) SPEC UTF S–1582, S–1583	0980 1000
6	2	–	–	–	693360-0	Klädsel	Cover		8	82) STD	1020
	2	–	–	–	649404-1	Nackskydd med klädsel	Head restraint with cover		8	82) SPEC UTF S–1602, S–1647, S–1648	1040 1060
	–	2	–	–	693358-4	Klädsel	Cover		8	82)	1080
	–	–	2	–	695081-0	Klädsel	Cover		8	82) STD	1100
	–	–	2	–	649157-5	Nackskydd med klädsel	Head restraint with cover		8	82) SPEC UTF S–1582, S–1583	1120 1140
7	1	–	–	–	694652-9	Klädsel	Cover		8	82) STD	1160
x	1	–	–	–	649823-2	Klädsel	Cover		8	82) S–1602, S–1647, S–1648	1 1200
	–	1	–	–	694627-1	Klädsel	Cover		8	82)	1220
	–	–	1	–	694628-9	Klädsel	Cover		8	82) STD	1240
	–	–	1	–	695025-7	Klädsel	Cover		8	82) S–1582, S–1583	1260
8	1	–	–	–	694653-7	Klädsel	Cover			STD	1280
x	1	–	–	–	649824-0	Klädsel	Cover			S–1602, S–1647, S–1648 (649410)	1300 1
	–	1	–	–	695296-4	Klädsel	Cover		8	82)	1340
	–	–	1	–	695297-2	Klädsel	Cover		8	82) STD	1360
	–	–	1	–	695033-1	Klädsel	Cover		8	82) S–1582, S–1583	1380
9	1	–	–	–	694490-4	Dörrpanel, V	Door panel, L			STD	1400
	1	–	–	–	649413-2	Dörrpanel, V	Door panel, L			S–1602, S–1647, S–1648	1420
	–	1	–	–	695298-0	Dörrpanel, V	Door panel, L		8		1440
	–	–	1	–	695302-0	Dörrpanel, V	Door panel, L		8	STD	1460
	–	–	1	–	649413-2	Dörrpanel, V	Door panel, L			S–1582, S–1583 (649096)	1480 1500
	1	–	–	–	694491-2	Dörrpanel, H	Door panel, R		8	STD	1520
	1	–	–	–	649097-3	Dörrpanel, H	Door panel, R		8	S–1602, S–1647, S–1648	1540
	–	1	–	–	695299-8	Dörrpanel, H	Door panel, R		8		1560
	–	–	1	–	695303-8	Dörrpanel, H	Door panel, R		8	STD	1580
	–	–	1	–	649097-3	Dörrpanel, H	Door panel, R		8	S–1582, S–1583	1600
10	2	2	2	–	677003-6	•Bussning	•Bushing				1620
11	2	2	2	–	678198-3	•List	•Moulding				1640
12	10	10	10	–	678201-5	•Clips	•Clip			A=12,7	1660
	8	8	8	–	942188-4	•Clips	•Clip			A=13	1680
13	–	–	–	–		Armstöd	Arm rest			SE SIDA 384, 4-I11	1700
14	–	–	–	–		Monteringsdetaljer	Installation components			SE SIDA 380, 4-I07	1720 17
15	1	–	–	–	694682-6	Dörrpanel, V	Door panel, L			STD	1760
	1	–	–	–	649098-1	Dörrpanel, V	Door panel, L			S–1602, S–1647, S–1648	1780
	–	1	–	–	695300-4	Dörrpanel, V	Door panel, L		8		1800
	–	–	1	–	695304-6	Dörrpanel, V	Door panel, L		8	STD	1820
	–	–	1	–	649098-1	Dörrpanel, V	Door panel, L			S–1582, S–1583	1840
	1	–	–	–	694683-4	Dörrpanel, H	Door panel, R		8	STD	18
	1	–	–	–	649099-9	Dörrpanel, H	Door panel, R		8	S–1602, S–1647, S–1648	1880
	–	1	–	–	695301-2	Dörrpanel, H	Door panel, R		8		1900
	–	–	1	–	695305-3	Dörrpanel, H	Door panel, R		8	STD	1920
	–	–	1	–	649099-9	Dörrpanel, H	Door panel, R		8	S–1582, S–1583	1940
16	2	2	2	–	677003-6	•Bussning	•Bushing				1960
17	2	2	2	–	678198-3	•List	•Moulding				1980
18	12	12	12	–	678201-5	•Clips	•Clip			A=12,7	2000
	10	10	10	–	942188-4	•Clips	•Clip			A=13	2020
19	–	–	–	–		Armstöd	Arm rest			SE SIDA 384, 4-I11	2040
20	–	–	–	–		Monteringsdetaljer	Installation components			SE SIDA 380, 4-I07	2060 2080
21	1	–	–	–	695310-3	Panel, V	Panel, L		8	STD	2100

82. Ersättes av motsvarande klädselmaterial i metervara. Replaced by the corresponding material sold by length. Remplacement de garniture correspondante en mètre. Wird durch das jetzige Bezugsmaterial in Metervare ersetzt. Sustituye el tapizado correspondiente vendido por metro.

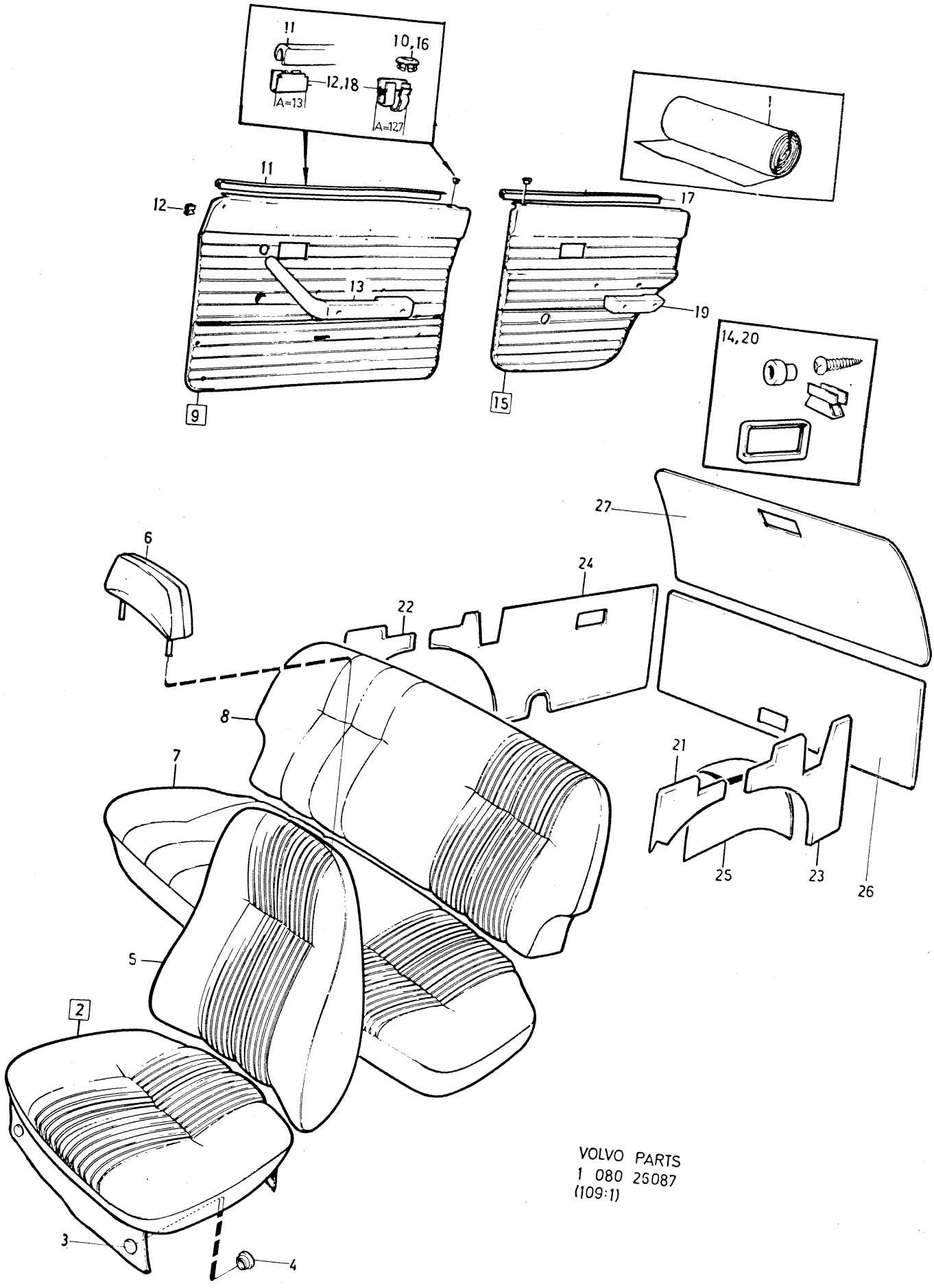

VOLVO PARTS
1 080 26087
(109:1)

Sida Page	Grupp Group	Innerklädsel 145 HV HT, klädselkombination	Upholstery 145 HV HT, upholstery combination	Illustration	4000
364	8	843, 849, 850	843, 849, 850	26087 1979–11	

	Pos. Fig.	Antal/Quantity 843	849	850		Artikel nr Part No	Benämning	Description	Sats Kit	BPSR	Anmärkning Notes	
x		1	–	–	–	696265-8	Panel, V	Panel, L			S–1602, S–1647, S–1648	2120
											(694544)	2140
		–	1	–	–	693415-2	Panel, V	Panel, L		8		2160
x		–	–	1	–	696265-8	Panel, V	Panel, L			(695074)	2180
	22	1	–	–	–	695311-1	Panel, H	Panel, R			STD	2200
x		1	–	–	–	696266-6	Panel, H	Panel, R			S–1602, S–1647, S–1648	2220
											(694545)	2240
		–	1	–	–	693416-0	Panel, H	Panel, R		8		2260
x		–	–	1	–	696266-6	Panel, H	Panel, R			(695079)	2280
	23	1	–	–	–	694699-0	Panel	Panel		8	STD	2300
		1	–	–	–	649874-5	Panel	Panel		8	S–1602, S–1647, S–1648	
											(649414)	2340
		–	1	1	–	692310-6	Panel	Panel		8		2360
	24	1	–	–	–	694700-6	Panel	Panel		8	STD	2380
		1	–	–	–	649875-2	Panel	Panel		8	S–1602 (649415)	2400
		–	1	1	–	692311-4	Panel	Panel		8		2420
	25	1	–	–	–	695308-7	Klädsel, V	Cover, L			STD	2
		–	1	–	–	693421-0	Klädsel, V	Cover, L		8		2460
		–	–	1	–	695078-6	Klädsel, V	Cover, L		8	STD	2480
		1	–	1	–	649378-7	Klädsel, V	Cover, L		8	S–1582, S–1583, S–1602	2500
		1	–	–	–	695309-5	Klädsel, H	Cover, R		8	STD	2520
		–	1	–	–	693422-8	Klädsel, H	Cover, R		8		2540
		–	–	1	–	695079-4	Klädsel, H	Cover, R		8	STD	2560
		1	–	1	–	649379-5	Klädsel, H	Cover, R		8	S–1582, S–1583, S–1602	2580
	26	1	1	1	–	694694-1	Panel	Panel		8		2600
	27	1	–	–	–	695306-1	Panel	Panel				2620
		–	1	1	–	695197-4	Panel	Panel		8		2640

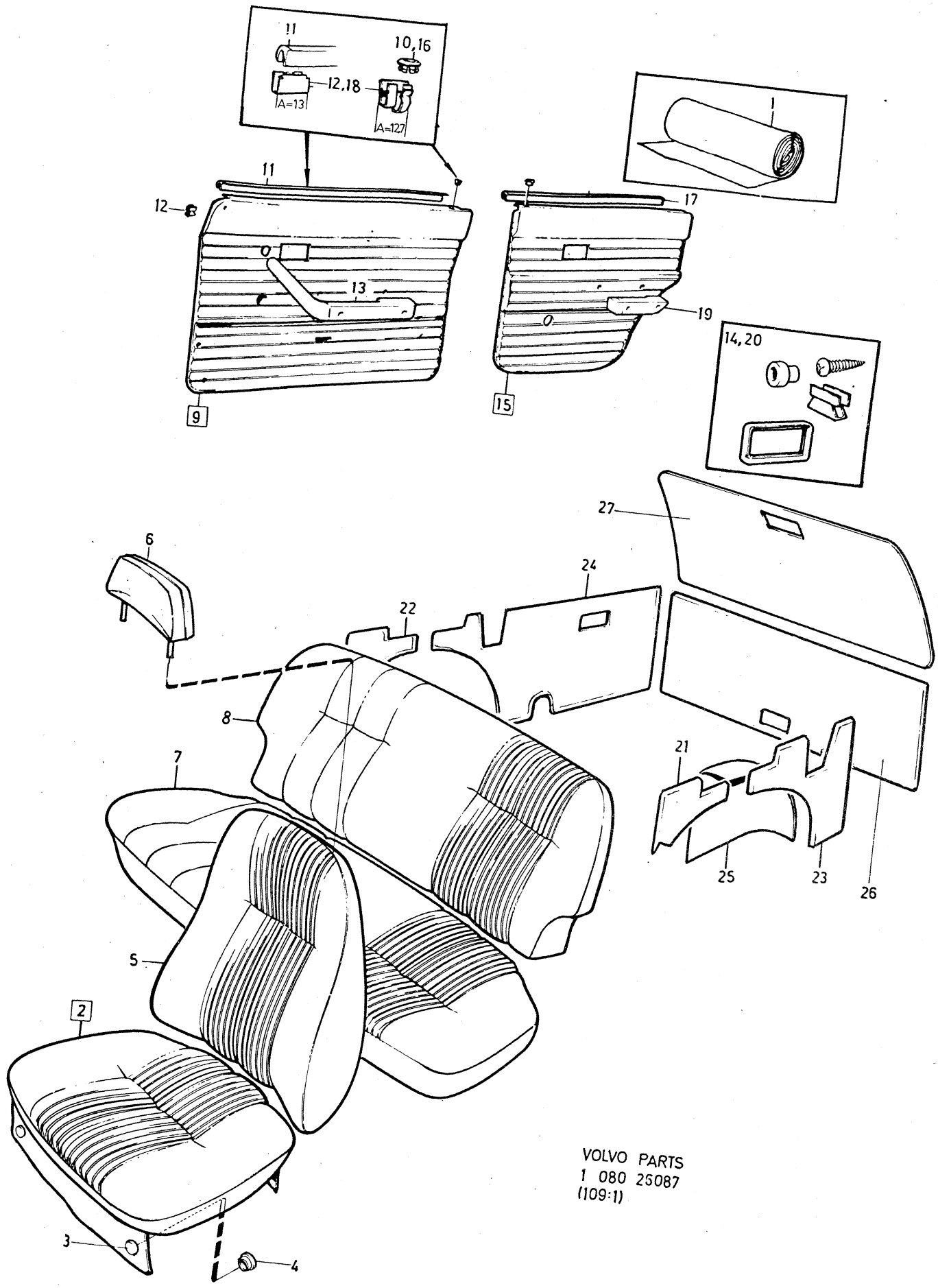

VOLVO PARTS
1 080 25087
(109:1)

Sida Page	Grupp Group	Innerklädsel 145 HV HT, klädselkombination	Upholstery 145 HV HT, upholstery combination	Illustration	4050
366	8	857 SPEC UTF, 867	857 SPEC UTF, 867	26087 1979–11	

	Pos. Fig.	Antal/Quantity 857 SPEC UTF	867			Artikel nr Part No	Benämning	Description	Sats Kit	B P S R	Anmärkning Notes	
	1	ERF	–	–	–	699001-4	Tyg, blått	Material, blue			76) METERVARA	1010
x		ERF	–	–	–	699224-2	Trikåplast, blå	Plastic–coated fabric, elastic, blue			76) METERVARA (99955)	1020 1030
							Produktskylten stämplad 857–794. SPEC UTF S–1706, S–1707, S–1708 (ALT)	Designation plate stamped 857–794. SPEC UTF S–1706, S–1707, S–1708 (ALT)				1040 1050 1060 1070 1080
		–	ERF	–	–	99995-3	Tyg, brunt	Material, brown		8	METERVARA	1090
		–	ERF	–	–	99903-7	Trikåplast, brun	Plastic–coated fabric, elastic, brown			81) METERVARA	1100 1110
		–	ERF	–	–	99764-3	Vävplast, brun	Plastic–coated fabric, brown			77) METERVARA (99960)	20 1130
							Produktskylten stämplad 867–800	Designation plate stamped 867–800				1140 1150 1160
	2	2	–	–	–	649385-2	Klädsel	Cover			SPEC UTF S–1706, S–1707, S–1708	1170 30
		–	2	–	–	694340-1	Klädsel	Cover				1190
	3	12	12	–	–	94944-6	•Knapp	•Button				1200
	4	12	12	–	–	94945-3	•Hållare	•Retainer				1210
	5	2	–	–	–	649386-0	Klädsel	Cover		8	82) SPEC UTF S–1706, S–1707, S–1708	1220 1230
		–	2	–	–	694341-9	Klädsel	Cover		8	82)	1240
	6	2	–	–	–	649834-9	Nackskydd med klädsel	Head restraint with cover		8	82) SPEC UTF S–1706, S–1707, S–1708 (649651)	1250 1260
		–	2	–	–	697321-8	Klädsel	Cover		8	82)	1270
	7	1	–	–	–		Klädsel	Cover		8	82) S–1706, S–1708	1290
		1	–	–	–	649641-8	Klädsel	Cover		8	82) S–1707	1300
		–	1	–	–	694652-9	Klädsel	Cover				1310
	8	1	–	–	–		Klädsel	Cover		8	82) S–1706, S–1708	1320
x		1	–	–	–	649824-0	Klädsel	Cover			S–1707	1330
		–	1	–	–	694653-7	Klädsel	Cover				1340
	9	1	–	–	–	649829-9	Dörrpanel, V	Door panel, L		8	SPEC UTF S–1706, S–1707, S–1708 (649657)	1350 1360
		–	1	–	–	694490-4	Dörrpanel, V	Door panel, L				1370
		1	–	–	–	649830-7	Dörrpanel, H	Door panel, R			SPEC UTF S–1706, S–1707, S–1708 (649658)	1380 1390
		–	1	–	–	694491-2	Dörrpanel, H	Door panel, R		8		0
	10	2	2	–	–	677003-6	•Bussning	•Bushing				1410
	11	2	2	–	–	678198-3	•List	•Moulding				1420
	12	10	10	–	–	678201-5	•Clips	•Clip			A=12,7	1430
		8	8	–	–	942188-4	•Clips	•Clip			A=13	1440
	13	–	–	–	–		Armstöd	Arm rest			SE SIDA 384, 4-I11	1450
	14	–	–	–	–		Monteringsdetaljer	Installation components			SE SIDA 380, 4-I07	70
x	15	1	–	–	–	649831-5	Dörrpanel, V	Door panel, L		8	S–1706 S–1707, S–1708	1480 1490
		–	1	–	–	694682-6	Dörrpanel, V	Door panel, L				1500

76. Enhet längdmeter. Metervarans bredd = 150 cm. Unit: Linear metre. Width of material = 150 cm. Unité, en mètres. Au mètre, de largeur 150 cm. Einheit, laufendes Meter. Breite der Meterware = 150 cm. Unidad, en metros. Por metro, ancho 150 cm.

77. Enhet kvadratmeter. Metervarans bredd = 130 cm. Unit: Square metres. Width of material = 130 cm. Unités, en mètres carrés. Au mètre de largeur 130 cm. Einheit, Quadratmeter. Breite der Meterware = 130 cm. Unidad, en metros cuadrados. Por metro, ancho 130 cm.

81. Enhet kvadratmeter. Metervarans bredd = 140 cm. Unit: Square metres. Width of material = 140 cm. Unité, en mètres carrés. Au mètre, de largeur 140 cm. Einheit, Quadratmeter. Breite der Meterware = 140 cm. Unidad, en metros cuadrados. Por metro, ancho 140 cm.

82. Ersättes av motsvarande klädselmaterial i metervara. Replaced by the corresponding material sold by length. Remplacement de garniture correspondante en mètre. Wird durch das jetzige Bezugsmaterial in Metervare ersetzt. Sustituye el tapizado correspondiente vendido por metro.

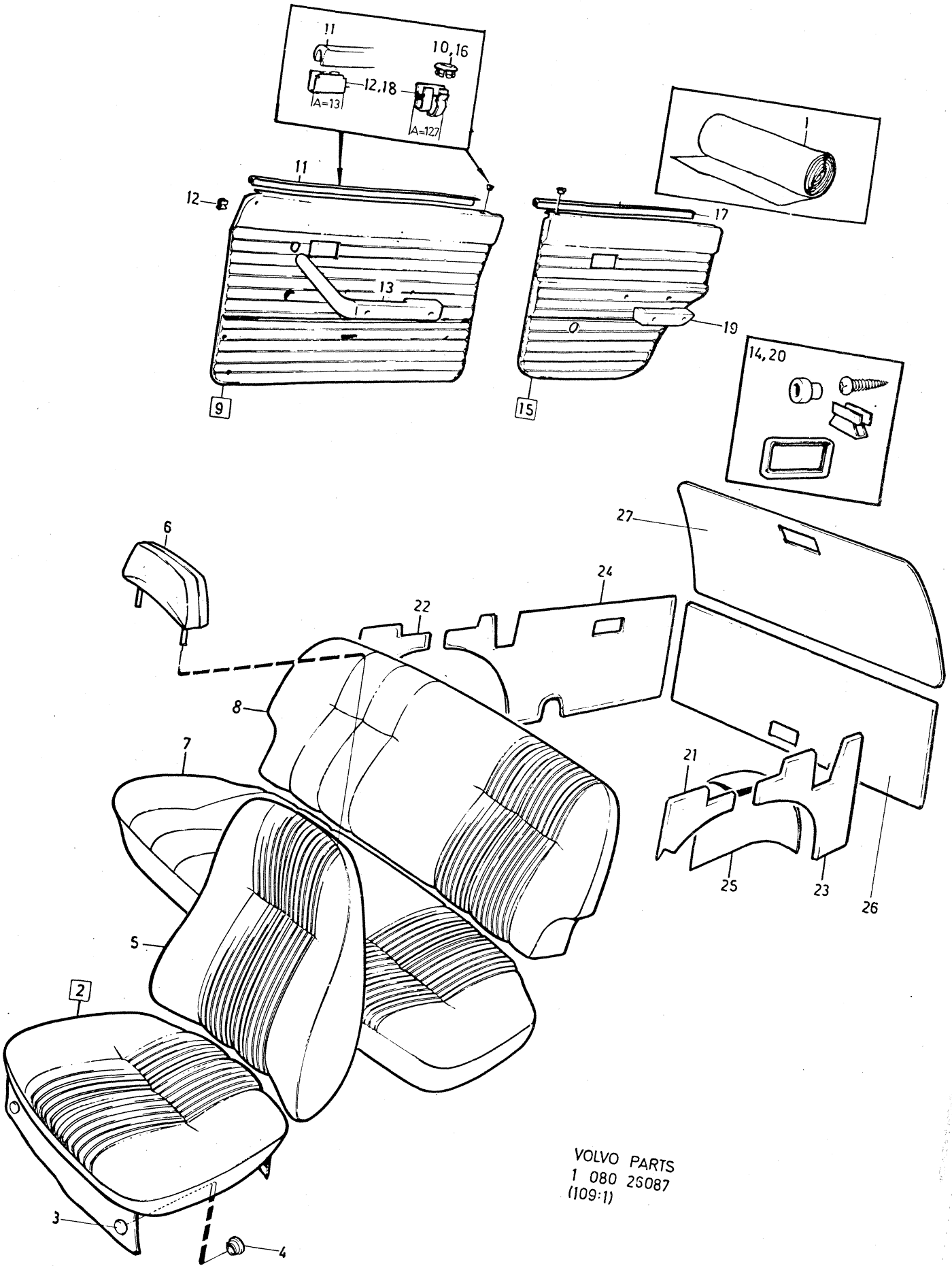

VOLVO PARTS
1 080 26087
(109:1)

Sida Page	Grupp Group	Innerklädsel 145 HV HT, klädselkombination	Upholstery 145 HV HT, upholstery combination	Illustration	4050
368	8	857 SPEC UTF, 867	857 SPEC UTF, 867	26087 1979–11	

	Pos. Fig.	Antal/Quantity 857 SPEC UTF	867			Artikel nr Part No	Benämning	Description	Sats Kit	B P S R	Anmärkning Notes	
x		1	–	–	–	649832-3	Dörrpanel, H	Door panel, R			SPEC UTF S–1706,	1510
											S–1707, S–1708	1520
		–	1	–	–	694683-4	Dörrpanel, H	Door panel, R		8		1530
	16	2	2	–	–	677003-6	•Bussning	•Bushing				1540
	17	2	2	–	–	678198-3	•List	•Moulding				1550
	18	12	12	–	–	678201-5	•Clips	•Clip			A=12,7	1560
		10	10	–	–	942188-4	•Clips	•Clip			A=13	1570
	19	–	–	–	–		Armstöd	Arm rest			SE SIDA 384, 4-I11	1580
	20	–	–	–	–		Monteringsdetaljer	Installation components			SE SIDA 380, 4-I07	1590 1600
x	21	1	–	–	–	696265-8	Panel, V	Panel, L			SPEC UTF S–1706	2120
											S–1707, S–1708	30
											(694544)	2131
		–	1	–	–	695310-3	Panel, V	Panel, L		8		2140
x	22	1	–	–	–	696266-6	Panel, H	Panel, R			SPEC UTF S–1706,	2150
											S–1707, S–1708	2160
											(694545)	2161
		–	1	–	–	695311-1	Panel, H	Panel, R				70
	23	1	–	–	–	649874-5	Panel	Panel		8	SPEC UTF S–1706,	2220
											S–1707, S–1708 (649414)	2230
		–	1	–	–	697282-2	Panel	Panel			SBUR	2240
											ERS AV 696113–0	2245
		–	1	–	–	696113-0	Panel	Panel			SBMR	2250
	24	1	–	–	–	649875-2	Panel	Panel		8	SPEC UTF S–1706,	2260
											S–1707, S–1708 (649415)	2270
		–	1	–	–	697286-3	Panel	Panel			SBUR	2280
											ERS AV 696119–7	2281
		–	1	–	–	696119-7	Panel	Panel			SBMR	2290
x	25	1	–	–	–	649872-9	Klädsel, V	Cover, L		8	SPEC UTF S–1706,	2380
											S–1707, S–1708	2390
		–	1	–	–	697374-7	Klädsel, V	Cover, L				2400
		1	–	–	–	649379-5	Klädsel, H	Cover, R		8	SPEC UTF S–1706,	2410
											S–1707, S–1708	2420
		–	1	–	–	697375-4	Klädsel, H	Cover, R				2430
	26	1	–	–	–		Panel	Panel		8	SPEC UTF S–1706,	3010
		–	–	–	–						S–1707, S–1708	3020
		–	1	–	–	697278-0	Panel	Panel		8		3030
	27	1	1	–	–	695306-1	Panel	Panel				3070

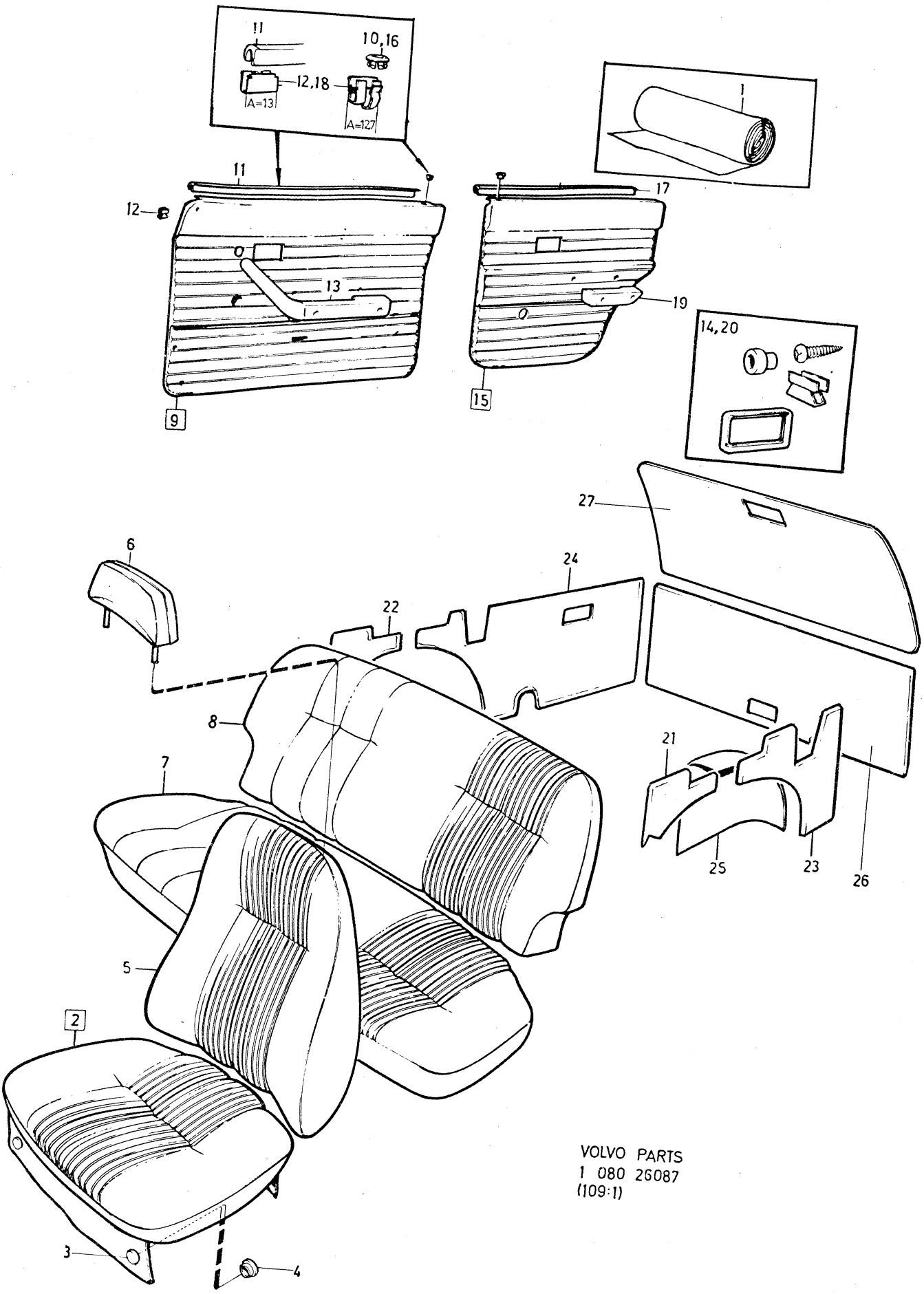

VOLVO PARTS
1 080 26087
(109:1)

Sida Page	Grupp Group	Innerklädsel 145 SV HT, klädselkombination	Upholstery 145 SV HT, upholstery combination	Illustration
370	8	819, 820, 838	819, 820, 838	4100 26091 1979–11

Pos. Fig.	Antal/Quantity 819	820	838		Artikel nr Part No	Benämning	Description	Sats Kit	B P S R	Anmärkning Notes	
1	ERF	–	–	–	99857-5	Tyg, blått	Material, blue			76) METERVARA	0020
x	ERF	–	–	–	699224-2	Trikåplast, blå	Plastic–coated fabric, elastic, blue			76) METERVARA (99953)	0040 0060
	ERF	–	–	–	99955-7	Vävplast, blå	Plastic–coated fabric, blue			METERVARA ERS AV 699224–2	0080 0100
						Produktskylten stämplad 819–702	Designation plate stamped 819–702				0120 0140 0160
	–	ERF	–	–	99916-9	Tyg, grått	Material, grey			76) METERVARA	0180
	–	ERF	–	–	99904-5	Trikåplast, grå	Plastic–coated fabric, elastic, grey		8	METERVARA	0200 0220
	–	ERF	–	–	99907-8	Vävplast, grå	Plastic–coated fabric, grey		8	METERVARA	0240 0260
						Produktskylten stämplad 820–703	Designation plate stamped 820–703				0280 0300 0320
	–	–	ERF	–	99995-3	Tyg, brunt	Material, brown		8	METERVARA	0340
	–	–	ERF	–	99903-7	Trikåplast, brun	Plastic–coated fabric, elastic, brown			81) METERVARA	0360 0380
	–	–	ERF	–	99764-3	Vävplast, brun	Plastic–coated fabric, brown			77) METERVARA (99960)	0400 0420
						Produktskylten stämplad 838–745	Designation plate stamped 838–745				0440 0460 0480
2	2	–	–	–	693488-9	Klädsel	Cover		8	82)	0500
	–	2	–	–	693494-7	Klädsel	Cover		8	82)	0520
	–	–	2	–	694340-1	Klädsel	Cover				0540
3	12	12	12	–	94944-6	•Knapp	•Button				0560
4	12	12	12	–	94945-3	•Hållare	•Retainer				0580
5	2	–	–	–	693489-7	Klädsel	Cover		8	82)	0600
	–	2	–	–	693495-4	Klädsel	Cover		8	82)	0620
	–	–	2	–	694341-9	Klädsel	Cover		8	82)	0640
6	2	–	–	–	695081-0	Klädsel	Cover		8	82)	0660
	–	2	–	–	693358-4	Klädsel	Cover		8	82)	0680
	–	–	2	–	693360-0	Klädsel	Cover		8	82) CH–103379	0700
	–	–	2	–	697321-8	Klädsel	Cover		8	82) CH 103380–	0720
7	1	–	–	–	694564-6	Dörrpanel, V	Door panel, L				0740
x	–	1	–	–	696259-1	Dörrpanel, V	Door panel, L			(695619)	0760
	–	–	1	–	694490-4	Dörrpanel, V	Door panel, L		8		0780
x	1	–	–	–	696260-9	Dörrpanel, H	Door panel, R			(695620)	0800
	–	1	–	–	694567-9	Dörrpanel, H	Door panel, R		8		0820
	–	–	1	–	694491-2	Dörrpanel, H	Door panel, R		8		0840
8	2	2	2	–	677003-6	•Bussning	•Bushing				0860
9	2	2	2	–	678198-3	•List	•Moulding				0880
10	10	10	10	–	678201-5	•Clips	•Clip			A=12,7	0900
	8	8	8	–	942188-4	•Clips	•Clip			A=13	0920
11	–	–	–	–		Armstöd	Arm rest			SE SIDA 384, 4-I11	0940
12	–	–	–	–		Monteringsdetaljer	Installation components			SE SIDA 380, 4-I07	0960 0980

76. Enhet längdmeter. Metervarans bredd = 150 cm. Unit: Linear metre. Width of material = 150 cm. Unité, en mètres. Au mètre, de largeur 150 cm. Einheit, laufendes Meter. Breite der Meterware = 150 cm. Unidad, en metros. Por metro, ancho 150 cm.

77. Enhet kvadratmeter. Metervarans bredd = 130 cm. Unit: Square metres. Width of material = 130 cm. Unités, en mètres carrés. Au mètre de largeur 130 cm. Einheit, Quadratmeter. Breite der Meterware = 130 cm. Unidad, en metros cuadrados. Por metro, ancho 130 cm.

81. Enhet kvadratmeter. Metervarans bredd = 140 cm. Unit: Square metres. Width of material = 140 cm. Unité, en mètres carrés. Au mètre, de largeur 140 cm. Einheit, Quadratmeter. Breite der Meterware = 140 cm. Unidad, en metros cuadrados. Por metro, ancho 140 cm.

82. Ersättes av motsvarande klädselmaterial i metervara. Replaced by the corresponding material sold by length. Remplacement de garniture correspondante en mètre. Wird durch das jetzige Bezugsmaterial in Metervare ersetzt. Sustituye el tapizado correspondiente vendido por metro.

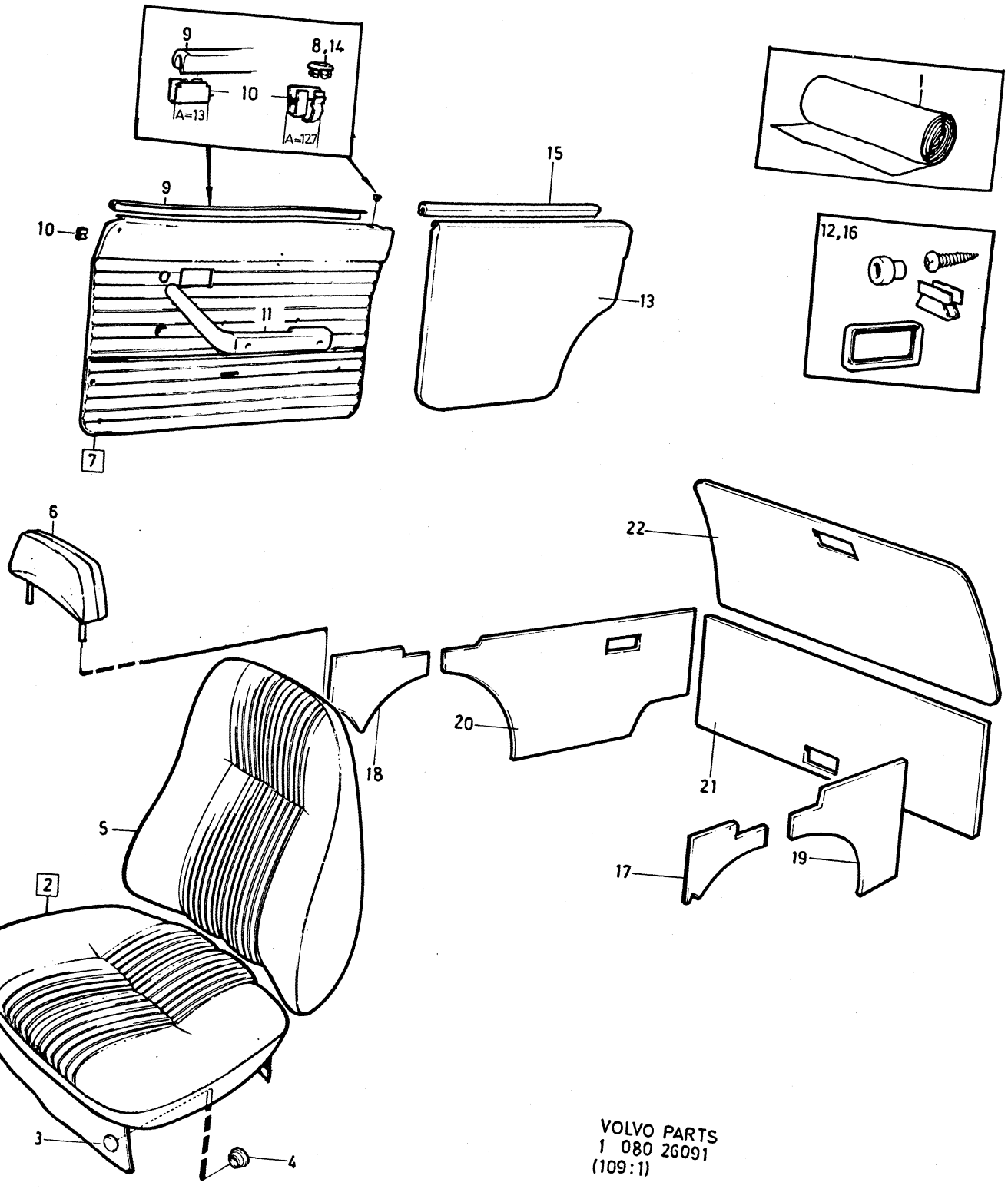

VOLVO PARTS
1 080 26091
(109:1)

Sida Page	Grupp Group	Innerklädsel 145 SV HT, klädselkombination	Upholstery 145 SV HT, upholstery combination	Illustration	4100
372	8	819, 820, 838	819, 820, 838	1979–11	

Pos. Fig.	Antal/Quantity 819	820	838		Artikel nr Part No	Benämning	Description	Sats Kit	BPSR	Anmärkning Notes	
13	1	1	1	–	684474-0	Dörrpanel, V	Door panel, L				1000
	1	1	1	–	684475-7	Dörrpanel, H	Door panel, R				1020
14	2	2	2	–	662294-8	Bussning	Bushing				1040
15	2	2	2	–	684473-2	Tätningslist	Seal moulding				1060
16	–	–	–	–		Monteringsdetaljer	Installation components			SE SIDA 380, 4-107	1080 1100
17	1	1	1	–	683090-5	Panel, V	Panel, L				1120
18	1	1	1	–	683091-3	Panel, H	Panel, R				1140
19	1	1	1	–	683096-2	Panel	Panel		8		1160
20	1	1	–	–	1221124-9	Panel	Panel			(683097)	1180
	–	–	1	–	688813-5	Panel	Panel			STD	1200
	–	–	1	–	1221124-9	Panel	Panel			SPEC UTF 6027	
21	1	1	1	–	683089-7	Panel	Panel				1240
22	1	1	–	–	695197-4	Panel	Panel		8		1260
	–	–	1	–	695306-1	Panel	Panel				1280

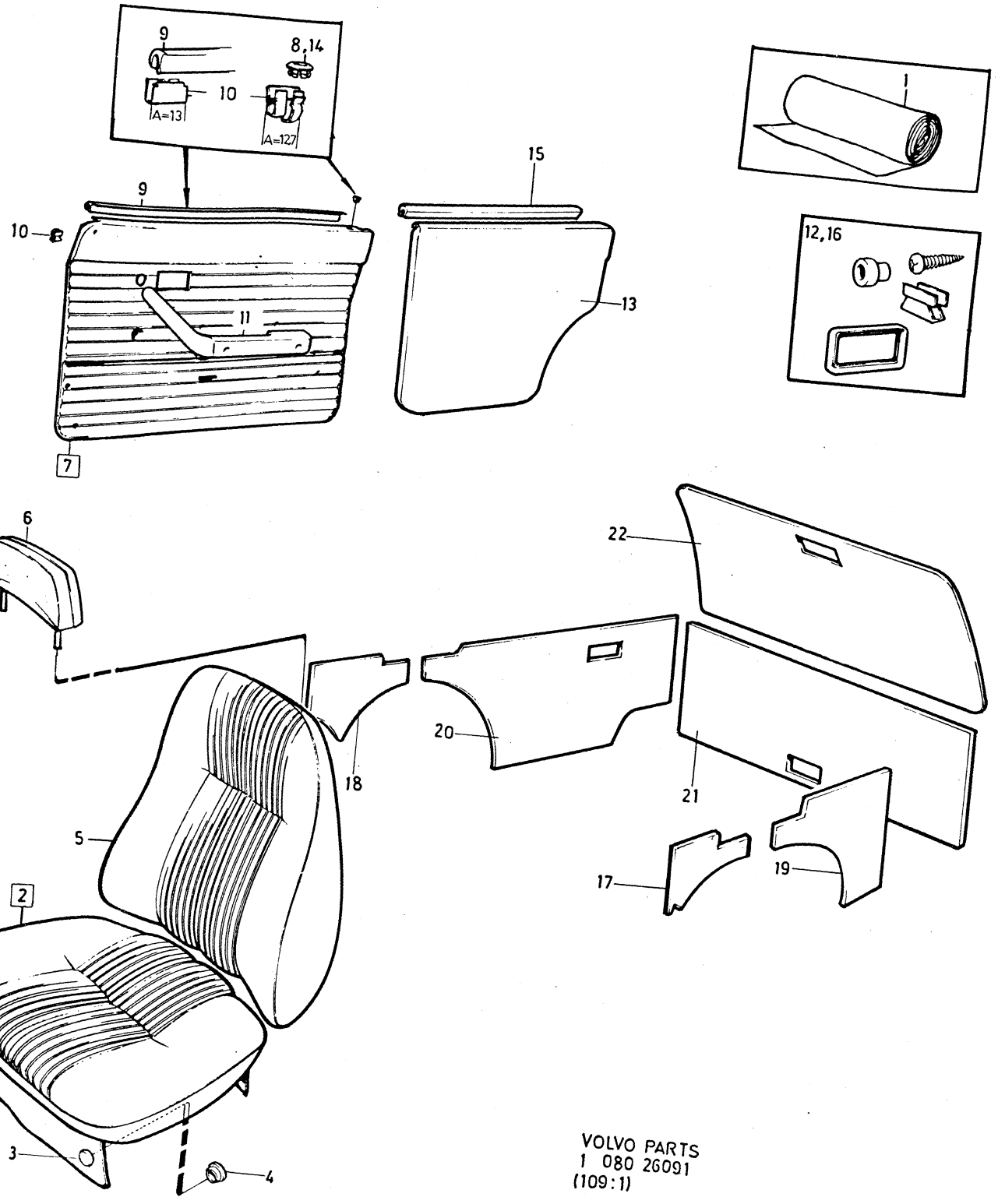

VOLVO PARTS
1 080 26091
(109:1)

Sida Page	Grupp Group	Inredningsdetaljer	Interior components	Illustration	4110
		142	142	26092	
374	8			1979–11	

Pos. Fig.	Antal/Quantity				Artikel nr Part No	Benämning	Description	Sats Kit	BPSR	Anmärkning Notes	
1	1	–	–	–	681880-1	Panel, V	Panel, L			(676683)	0020
	1	–	–	–	681881-9	Panel, H	Panel, R			CH–249929	0040
										(676684)	0060
	1	–	–	–	686520-8	Panel, H	Panel, R			CH 249930–	0080
2	–	–	–	–		Lucka	Lid			SE GRUPP 9	0100
3	3	–	–	–	955127-6	Skruv	Screw			L12	0120
	2	–	–	–	955128-4	Skruv	Screw			L14 ALT	0140
4	3	–	–	–	960138-6	Bricka	Washer			ALT	0160
	5	–	–	–	960138-6	Bricka	Washer			ALT	0180
5	8	–	–	–	944385-4	Clips	Clip			SEN UTF	0200
6	36	–	–	–	95290-3	Fäste, plåt	Anchorage, metal			TID UTF	
	48	–	–	–	680097-3	Fäste, plast	Anchorage, plastic			SEN UTF	0240
7	4	–	–	–	955154-0	Skruv	Screw				0260
8	4	–	–	–	959057-1	Bricka	Washer				0280
9	2	–	–	–	678096-9	Ram	Frame				0300
10	2	–	–	–	677950-8	Sarg	Frame				0320
11	5600	–	–	–	678238-7	Kantskyddslist	Edge moulding			2X2800	
12	2	–	–	–	686538-0	Kåpa	Casing			ALT	0360
13	4	–	–	–	941569-6	Plåtmutter	Speed nut		8	TID UTF	0380
	4	–	–	–	955140-9	Skruv	Screw			L16 CH–258238	0400
	4	–	–	–	955137-5	Skruv	Screw			L9,5 CH 258239–	0420
14	4	–	–	–	960138-6	Bricka	Washer				0440
15	4	–	–	–	680720-0	Plugg	Plug				0460
16	6	–	–	–	943131-3	Clips	Clip				0480
x 17	1	–	–	–	692691-9	Panel, V	Panel, L		8	TID UTF	0500
	1	–	–	–	695005-9	Panel, V	Panel, L			CH–249929	0520
	1	–	–	–	695610-6	Panel, V	Panel, L			CH 249930–	0540
	1	–	–	–	692692-7	Panel, H	Panel, R		8	TID UTF	0560
	1	–	–	–	695006-7	Panel, H	Panel, R			CH–249929	0580
	1	–	–	–	695611-4	Panel, H	Panel, R		8	CH 249930–	0600
18	8	–	–	–	95290-3	Fäste, plåt	Anchorage, metal			TID UTF	0620
	8	–	–	–	680097-3	Fäste, plast	Anchorage, plastic			SEN UTF	0640
19	7	–	–	–	680097-3	Fäste	Anchorage			TID UTF. ALT	0660
	7	–	–	–	683258-8	Fäste	Anchorage			SEN UTF. ALT	0680
20	2	–	–	–	1221346-8	Fäste	Anchorage			ALT	0700
21	1	–	–	–	691865-0	Innertak	Head lining			UTL	0720
	1	–	–	–	692702-4	Innertak	Head lining			MTL	0740
	ERF	–	–	–	99755-1	•Trikåplast	•Plastic–coated fabric		8	METERVARA	0760
22	1	–	–	–	692067-2	Stoppning	Upholstery			UTL	0800
23	6	–	–	–	666629-1	Plugg	Plug			UTL	0820
24	1	–	–	–	692081-3	Stoppning	Upholstery		8		0840
25	5	–	–	–	678274-2	Clips	Clip				0860
26	5	–	–	–	677517-5	Taksprygel	Roof bow			UTL	0880
	1	–	–	–	677517-5	Taksprygel	Roof bow			MTL	0900
	1	–	–	–	681569-0	Taksprygel	Roof bow			MTL	0920
27	2	–	–	–	955126-8	Skruv	Screw			MTL	0940

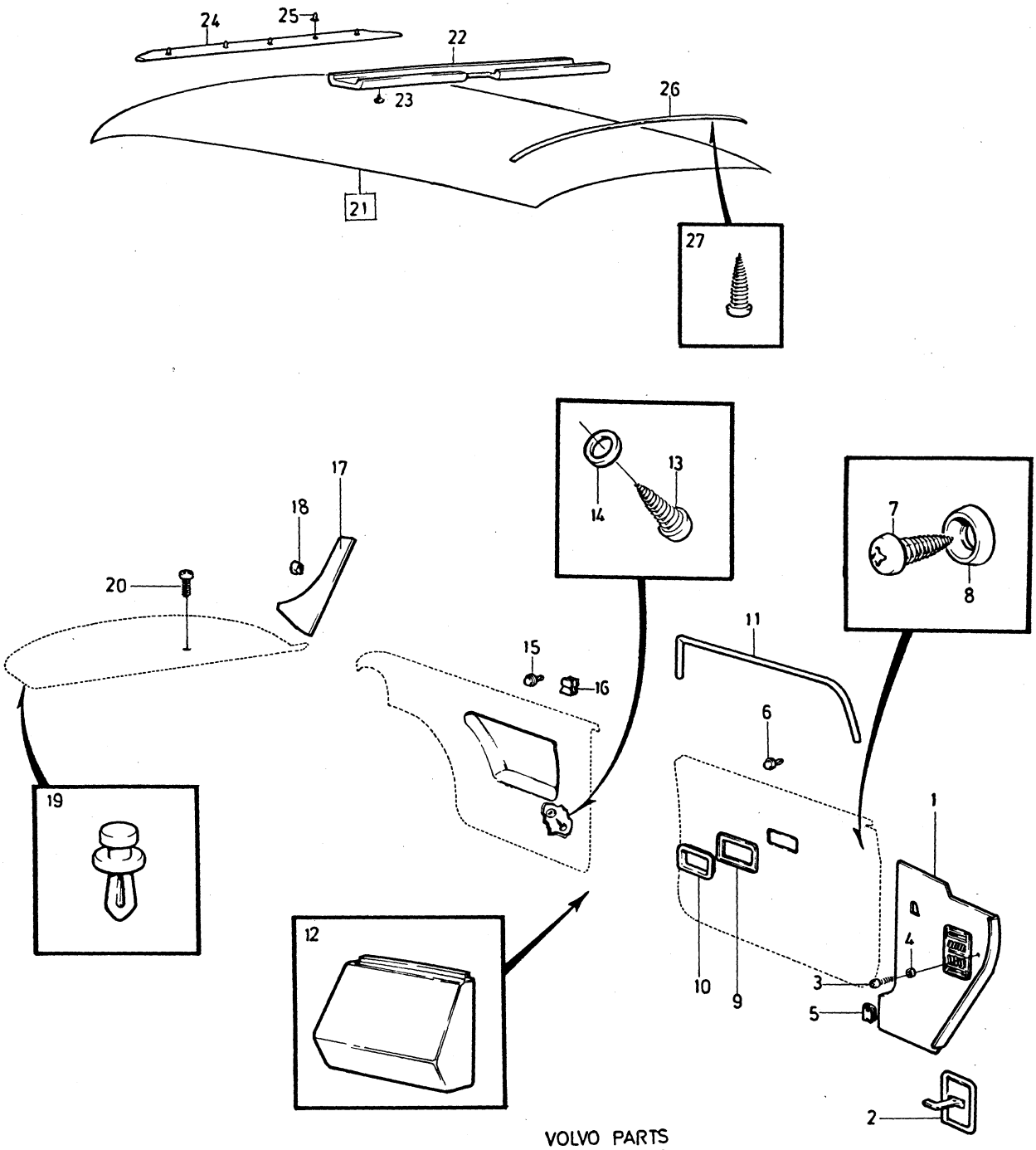

VOLVO PARTS
1 080 26092
(109:1)

Sida / Page	Grupp / Group	Inredningsdetaljer	Interior components	Illustration	4120
376	8	144	144	26206	
				1979–11	

	Pos. Fig.	Antal/Quantity				Artikel nr Part No	Benämning	Description	Sats Kit	B P S R	Anmärkning Notes	
	1	1	–	–	–	681880-1	Panel, V	Panel, L			(676683)	0020
		1	–	–	–	681881-9	Panel, H	Panel, R			CH–263069	0040
											(676684)	0060
		1	–	–	–	686520-8	Panel, H	Panel, R			CH 263070–	0080
	2	–	–	–	–		Lucka	Lid			SE GRUPP 9	0100
	3	3	–	–	–	955127-6	Skruv	Screw			L12	0120
		2	–	–	–	955128-4	Skruv	Screw			L14. ALT	0140
	4	3	–	–	–	960138-6	Bricka	Washer			ALT	0160
		5	–	–	–	960138-6	Bricka	Washer			ALT	0180
	5	8	–	–	–	944385-4	Clips	Clip			SEN UTF	0200
	6	32	–	–	–	95290-3	Fäste, plåt	Anchorage, metal			TID UTF	
		40	–	–	–	680097-3	Fäste, plast	Anchorage, plastic			SEN UTF	0240
	7	8	–	–	–	955154-0	Skruv	Screw				0260
	8	8	–	–	–	959057-1	Bricka	Washer				0280
	9	2	–	–	–	678096-9	Ram	Frame				0300
	10	2	–	–	–	677950-8	Sarg	Frame				0320
	11	5200	–	–	–	678238-7	Kantskyddslist	Edge moulding			2X2600	
	12	1	–	–	–	677164-6	Panel, V	Panel, L			CH–194139	
x		1	–	–	–	1204806-2	Panel, V	Panel, L			CH 194140– SBUR	0380
x		1	–	–	–	1204824-5	Panel, V	Panel, L			CH 194140– SBMR	0400
		1	–	–	–	677165-3	Panel, H	Panel, R			CH–194139	0420
x		1	–	–	–	1204807-0	Panel, H	Panel, R			CH 194140– SBUR	0440
		1	–	–	–	680324-1	Panel, H	Panel, R			CH 194140– SBMR	0460
	13	26	–	–	–	95290-3	Fäste, plåt	Anchorage, metal			TID UTF	0480
		32	–	–	–	680097-3	Fäste, plast	Anchorage, plastic			SEN UTF	0500
	14	2	–	–	–	678096-9	Ram	Frame				0520
	15	2	–	–	–	677950-8	Sarg	Frame				0540
	16	5200	–	–	–	678238-7	Kantskyddslist	Edge moulding			2X2600	0560
	17	2	–	–	–	95290-3	Fäste	Anchorage				0580
x	18	1	–	–	–	692691-9	Panel, V	Panel, L		8	CH–138699	0600
		1	–	–	–	695005-9	Panel, V	Panel, L			CH 138700–263069	0620
		1	–	–	–	695610-6	Panel, V	Panel, L			CH 263070–	0640
		1	–	–	–	692692-7	Panel, H	Panel, R		8	CH–138699	0660
		1	–	–	–	695006-7	Panel, H	Panel, R			CH 138700–263069	0680
		1	–	–	–	695611-4	Panel, H	Panel, R			CH 263070–	0700
	19	8	–	–	–	95290-3	Fäste, plåt	Anchorage, metal			CH–37099	0720
		8	–	–	–	680097-3	Fäste, plast	Anchorage, plastic			CH 37100–	0740
	20	1	–	–	–	692818-8	Stoppning, V	Upholstery, L			SEN UTF	
		1	–	–	–	692819-6	Stoppning, H	Upholstery, R			SEN UTF	
	21	7	–	–	–	680097-3	Fäste	Anchorage			TID UTF. ALT	0800
		7	–	–	–	683258-8	Fäste	Anchorage			SEN UTF. ALT	0820
	22	2	–	–	–	1221346-8	Fäste	Anchorage			ALT	0840
	23	1	–	–	–	691865-0	Innertak	Head lining			UTL	0860
		1	–	–	–	692702-4	Innertak	Head lining			MTL	
		ERF	–	–	–	99755-1	•Trikåplast	•Plastic–coated fabric		8	METERVARA	0920
	24	1	–	–	–	692067-2	Stoppning	Upholstery			UTL	0940
	25	6	–	–	–	666629-1	Plugg	Plug			UTL	0960
	26	1	–	–	–	692081-3	Stoppning	Upholstery		8		0980
	27	5	–	–	–	678274-2	Clips	Clip				1000
x	28	1	–	–	–	685542-3	Stoppning, V	Upholstery, L			ALT (692397)	1020
		1	–	–	–	685543-1	Stoppning, H	Upholstery, R			ALT	1040
	29	2	–	–	–	666629-1	Plugg	Plug				1060
	30	5	–	–	–	677517-5	Taksprygel	Roof bow			UTL	1080
		1	–	–	–	677517-5	Taksprygel	Roof bow			MTL	1100
	31	1	–	–	–	681569-0	Taksprygel	Roof bow			MTL	1120
	32	2	–	–	–	955126-8	Skruv	Screw				1140

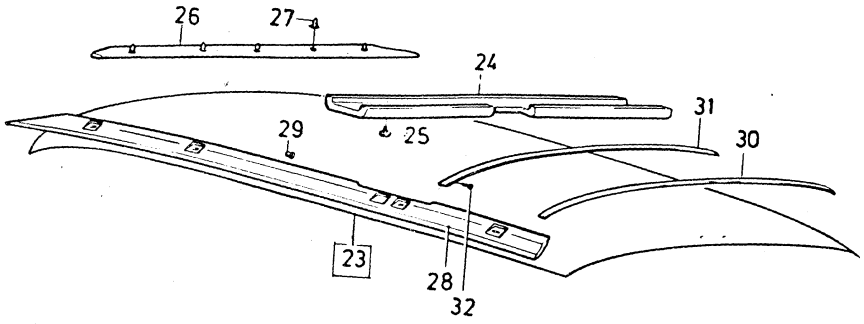

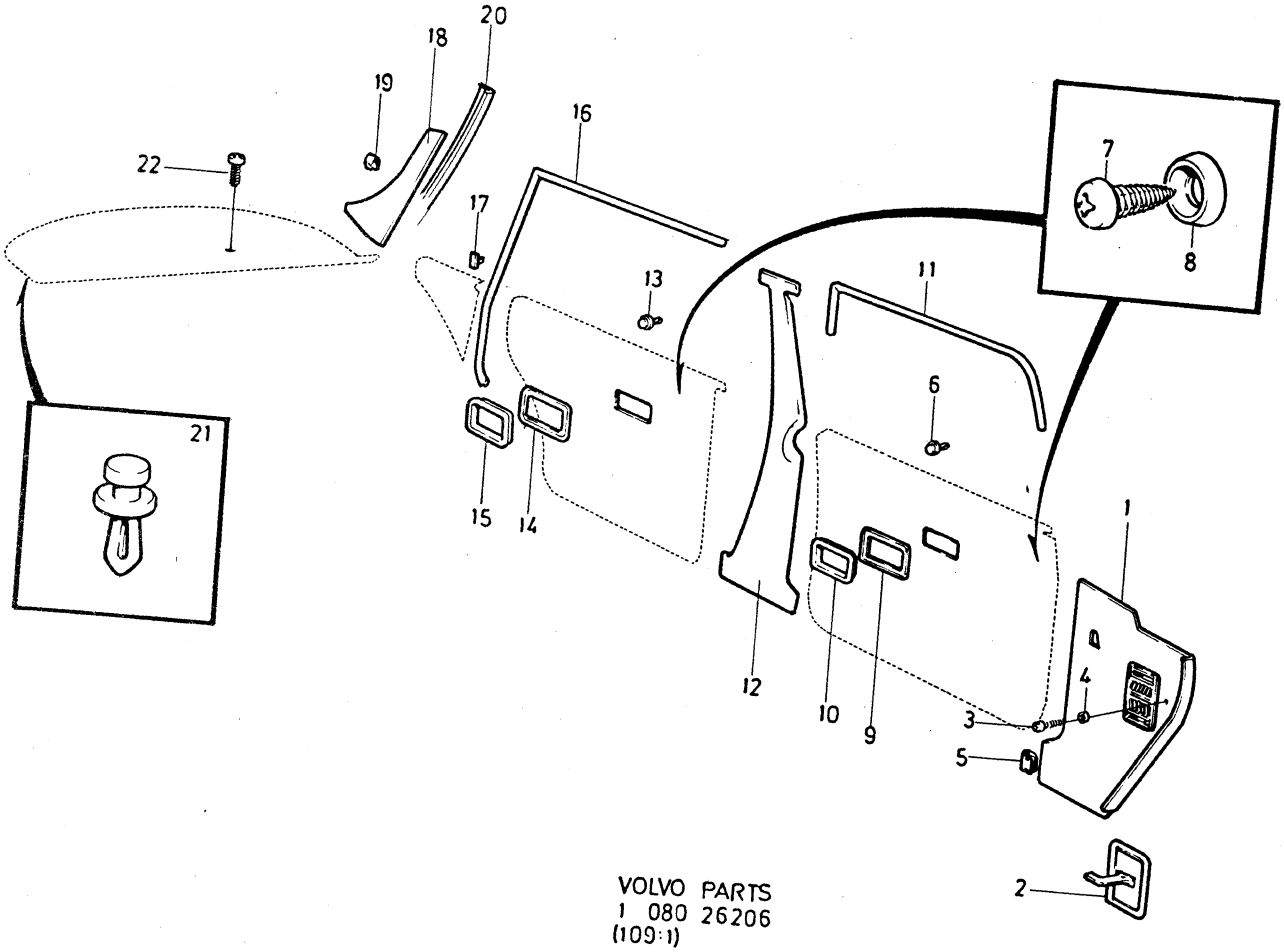

VOLVO PARTS
1 080 26206
(109:1)

Sida / Page	Grupp / Group	Inredningsdetaljer / Interior components	Illustration
378	8	145 NT / 145 NT	4130 / 26207 / 1979–11

Pos. Fig.	Antal/Quantity				Artikel nr Part No	Benämning	Description	Sats Kit	B P S R	Anmärkning Notes	
1	1	–	–	–	681880-1	Panel, V	Panel, L			(676683)	0020
	1	–	–	–	681881-9	Panel, H	Panel, R			CH–103379	0040
										(676684)	0060
	1	–	–	–	686520-8	Panel, H	Panel, R			CH 103380–	0080
2	–	–	–	–		Lucka	Lid			SE GRUPP 9	0100
3	3	–	–	–	955127-6	Skruv	Screw			L12.	0120
	2	–	–	–	955128-4	Skruv	Screw			L14. ALT	0140
4	3	–	–	–	960138-6	Bricka	Washer			ALT	0160
	5	–	–	–	960138-6	Bricka	Washer			ALT	0180
5	8	–	–	–	944385-4	Clips	Clip			SEN UTF	0200
6	32	–	–	–	95290-3	Fäste, plåt	Anchorage, metal			TID UTF	0
	40	–	–	–	680097-3	Fäste, plast	Anchorage, plastic			SEN UTF	0240
7	8	–	–	–	955154-0	Skruv	Screw				0260
8	8	–	–	–	959057-1	Bricka	Washer				0280
9	2	–	–	–	678096-9	Ram	Frame				0300
10	2	–	–	–	677950-8	Sarg	Frame				0320
11	5200	–	–	–	678238-7	Kantskyddslist	Edge moulding			2X2600	0
12	1	–	–	–	677164-6	Panel, V	Panel, L			CH–61599	0
x	1	–	–	–	1204806-2	Panel, V	Panel, L			CH 61600–. SBUR	0380
x	1	–	–	–	1204824-5	Panel, V	Panel, L			CH 61600–. SBMR	0400
	1	–	–	–	677165-3	Panel, H	Panel, R			CH–61599	0420
x	1	–	–	–	1204807-0	Panel, H	Panel, R			CH 61600–. SBUR	0440
	1	–	–	–	680324-1	Panel, H	Panel, R			CH 61600–. SBMR	0460
13	26	–	–	–	95290-3	Fäste, plåt	Anchorage, metal			TID UTF	0480
	32	–	–	–	680097-3	Fäste, plast	Anchorage, plastic			SEN UTF	0500
14	2	–	–	–	678096-9	Ram	Frame				0520
15	2	–	–	–	677950-8	Sarg	Frame				0540
16	5200	–	–	–	678238-7	Kantskyddslist	Edge moulding			2X2600	0560
17	1	–	–	–	679356-6	Hållare, V	Retainer, L				0580
	1	–	–	–	679357-4	Hållare, H	Retainer, R				0600
18	4	–	–	–	955127-6	Skruv	Screw				0620
19	2	–	–	–	955154-0	Skruv	Screw				0640
20	2	–	–	–	959057-1	Bricka	Washer				0660
21	2	–	–	–	680539-4	Klammer	Clamp				0680
22	4	–	–	–	680097-3	Fäste	Anchorage				0700
23	4	–	–	–	680539-4	Klammer	Clamp				0720
24	9	–	–	–	680097-3	Fäste	Anchorage				0740
25	–	–	–	–		Galler	Ventilator grille			SE GRUPP 9	07
26	21	–	–	–	680097-3	Fäste	Anchorage				07
x 27	1	–	–	–	1264876-2	Panel	Panel			(678579)	0800
28	1120	–	–	–	682466-8	Kantskyddslist	Edge moulding			(679462)	0820
29	2	–	–	–	679469-7	Skruv	Screw			ERS AV 1 ST 1202843–7,	0840
										1 ST 946947–9.	0850
30	2	–	–	–	943407-7	Bricka	Washer			SEN UTF	08
31	2	–	–	–	150188-1	Mutter	Nut				0
32	1	–	–	–	691866-8	Innertak	Head lining				0900
	ERF	–	–	–	99755-1	•Trikåplast	•Plastic–coated fabric		8	METERVARA	0920 0940
33	1	–	–	–	692067-2	Stoppning	Upholstery				0960
34	2	–	–	–	679680-9	Stoppning	Upholstery				0980
35	18	–	–	–	666629-1	Plugg	Plug				1000
36	2	–	–	–	679667-6	Taksprygel	Roof bow				1020
37	1	–	–	–	679668-4	Taksprygel	Roof bow				1040
38	2	–	–	–	679669-2	Taksprygel	Roof bow				1060
39	1	–	–	–	678940-8	Taksprygel	Roof bow				1080

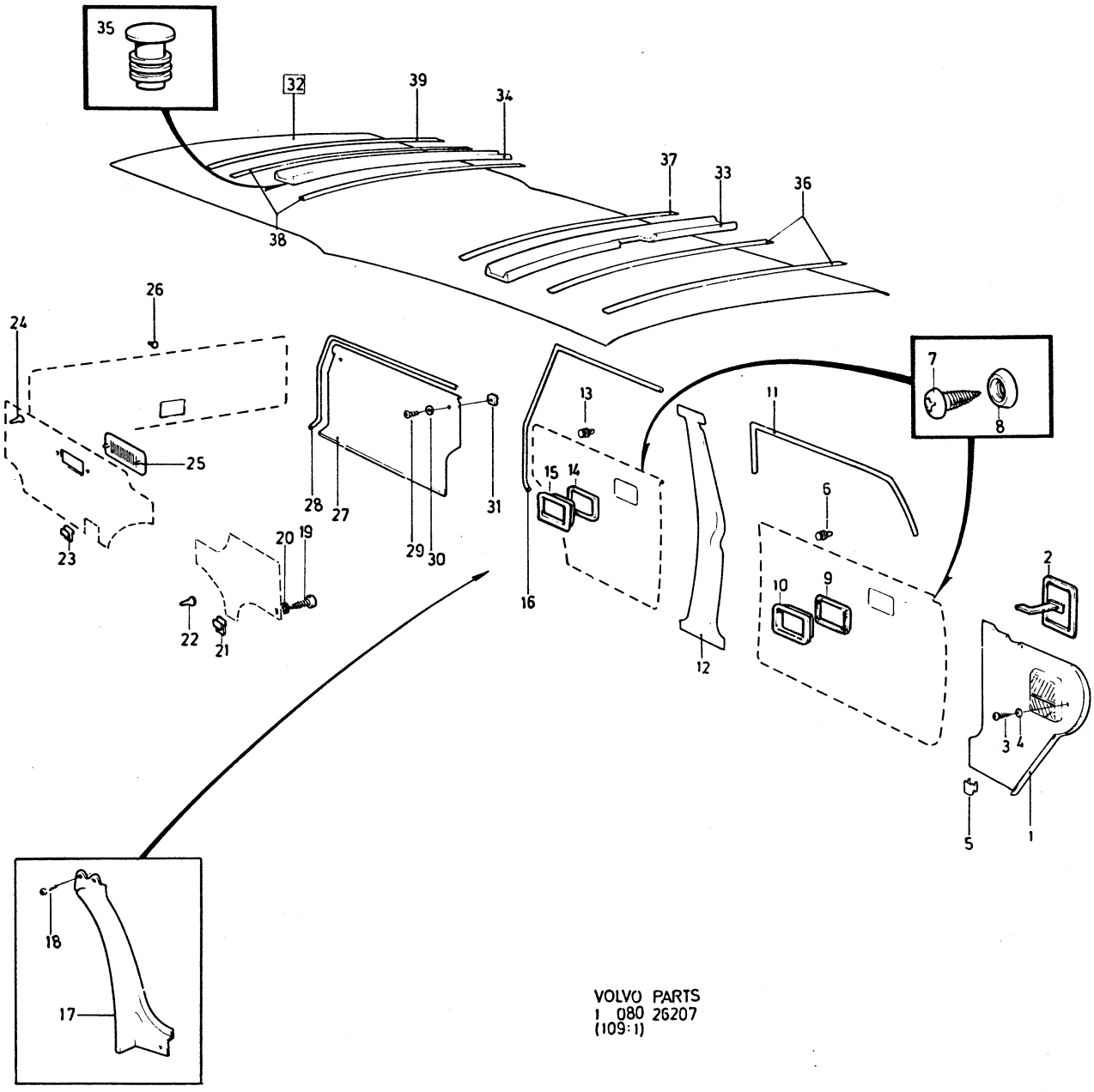

VOLVO PARTS
1 080 26207
(109:1)

Sida Page	Grupp Group	Inredningsdetaljer	Interior components	Illustration	4135
		145 HT	145 HT	26208	
380	8			1979–11	

Pos. Fig.	Antal/Quantity				Artikel nr Part No	Benämning	Description	Sats Kit	B P S R	Anmärkning Notes	
1	1	–	–	–	681880-1	Panel, V	Panel, L			(676683)	0020
	1	–	–	–	681881-9	Panel, H	Panel, R			CH–103379	0040
										(676684)	0060
	1	–	–	–	686520-8	Panel, H	Panel, R			CH 103380–	0080
2	–	–	–	–		Lucka	Lid			SE GRUPP 9	0100
3	3	–	–	–	955127-6	Skruv	Screw				0120
4	3	–	–	–	960138-6	Bricka	Washer				0140
5	8	–	–	–	944385-4	Clips	Clip				0160
6	40	–	–	–	680097-3	Fäste	Anchorage				0180
7	8	–	–	–	955154-0	Skruv	Screw			HV	0200
	4	–	–	–	955154-0	Skruv	Screw			SV	0220
8	8	–	–	–	959057-1	Bricka	Washer			HV	0240
	4	–	–	–	959057-1	Bricka	Washer			SV	0260
9	2	–	–	–	678096-9	Ram	Frame				0280
10	2	–	–	–	677950-8	Sarg	Frame				0300
11	5200	–	–	–	678238-7	Kantskyddslist	Edge moulding			2X2600	0320
12	1	–	–	–	677164-6	Panel, V	Panel, L			CH–61599	0340
x	1	–	–	–	1204806-2	Panel, V	Panel, L			CH 61600–. SBUR	0360
x	1	–	–	–	1204824-5	Panel, V	Panel, L			CH 61600–. SBMR	0380
	1	–	–	–	677165-3	Panel, H	Panel, R			CH–61599	0400
x	1	–	–	–	1204807-0	Panel, H	Panel, R			CH 61600–. SBUR	0420
	1	–	–	–	680324-1	Panel, H	Panel, R			CH 61600–. SBMR	0440
13	32	–	–	–	680097-3	Fäste	Anchorage			HV	0460
	34	–	–	–	944302-9	Fäste	Anchorage			SV	0470
14	2	–	–	–	678096-9	Ram	Frame			HV	0480
15	2	–	–	–	677950-8	Sarg	Frame				0500
16	5200	–	–	–	678238-7	Kantskyddslist	Edge moulding			2X2600	0520
17	1	–	–	–	679356-6	Hållare, V	Retainer, L			HV	0540
	1	–	–	–	679357-4	Hållare, H	Retainer, R			HV	0560
17a	1	–	–	–	683095-4	Panel	Panel		8	SV	0580
18	4	–	–	–	955127-6	Skruv	Screw				0600
19	2	–	–	–	955154-0	Skruv	Screw				0620
20	2	–	–	–	959057-1	Bricka	Washer				0640
21	2	–	–	–	680539-4	Klammer	Clamp				0660
22	4	–	–	–	680097-3	Fäste	Anchorage			HV	0680
	4	–	–	–	944302-9	Fäste	Anchorage			SV (943890)	0700
23	4	–	–	–	680539-4	Klammer	Clamp			HV TID UTF.	0720
24	9	–	–	–	680097-3	Fäste	Anchorage			HV	0740
	7	–	–	–	944302-9	Fäste	Anchorage			SV (943890)	0760
25	–	–	–	–		Galler	Ventilator grille			SE GRUPP 9	0780
26	21	–	–	–	680097-3	Fäste	Anchorage			HV	0800
	21	–	–	–	944302-9	Fäste	Anchorage			SV	0820
x 27	1	–	–	–	1264876-2	Panel	Panel			(678579)	0840
28	1120	–	–	–	682466-8	Kantskyddslist	Edge moulding			(679462)	0860
29	2	–	–	–	679469-7	Skruv	Screw			ERS AV 1 ST 1202843–7, 1 ST 946947–9	0880 0890
30	2	–	–	–	943407-7	Bricka	Washer			SEN UTF	0900
31	2	–	–	–	150188-1	Mutter	Nut				0920
32	1	–	–	–	683098-8	Isoleringsmatta, V	Insulating matting, L			106)	0940
	1	–	–	–	683099-6	Isoleringsmatta, H	Insulating matting, R			106)	0960
33	1	–	–	–	685839-3	Isoleringsmatta, V	Insulating matting, L			106)	0980
	1	–	–	–	685840-1	Isoleringsmatta, H	Insulating matting, R			106)	1000
34	1	–	–	–	685837-7	Isoleringsmatta, V	Insulating matting, L			106)	1020
	1	–	–	–	685838-5	Isoleringsmatta, H	Insulating matting, R			106)	1040
35	12	–	–	–	944519-8	Fäste	Anchorage				1060
36	1	–	–	–	693549-8	Innertak	Head lining				1080
	ERF	–	–	–	99755-1	•Trikåplast	•Plastic–coated fabric		8	METERVARA	1100 1120
37	–	–	–	–		Trälist	Wooden strip		8		1140

106. Skåpvagn med plåtsida. Parcel van with metal sides. Fourgonnette à côté glacé. Kombiwagen mit hinterer Blechverkleidung. Comioneta con laterales de chapa.

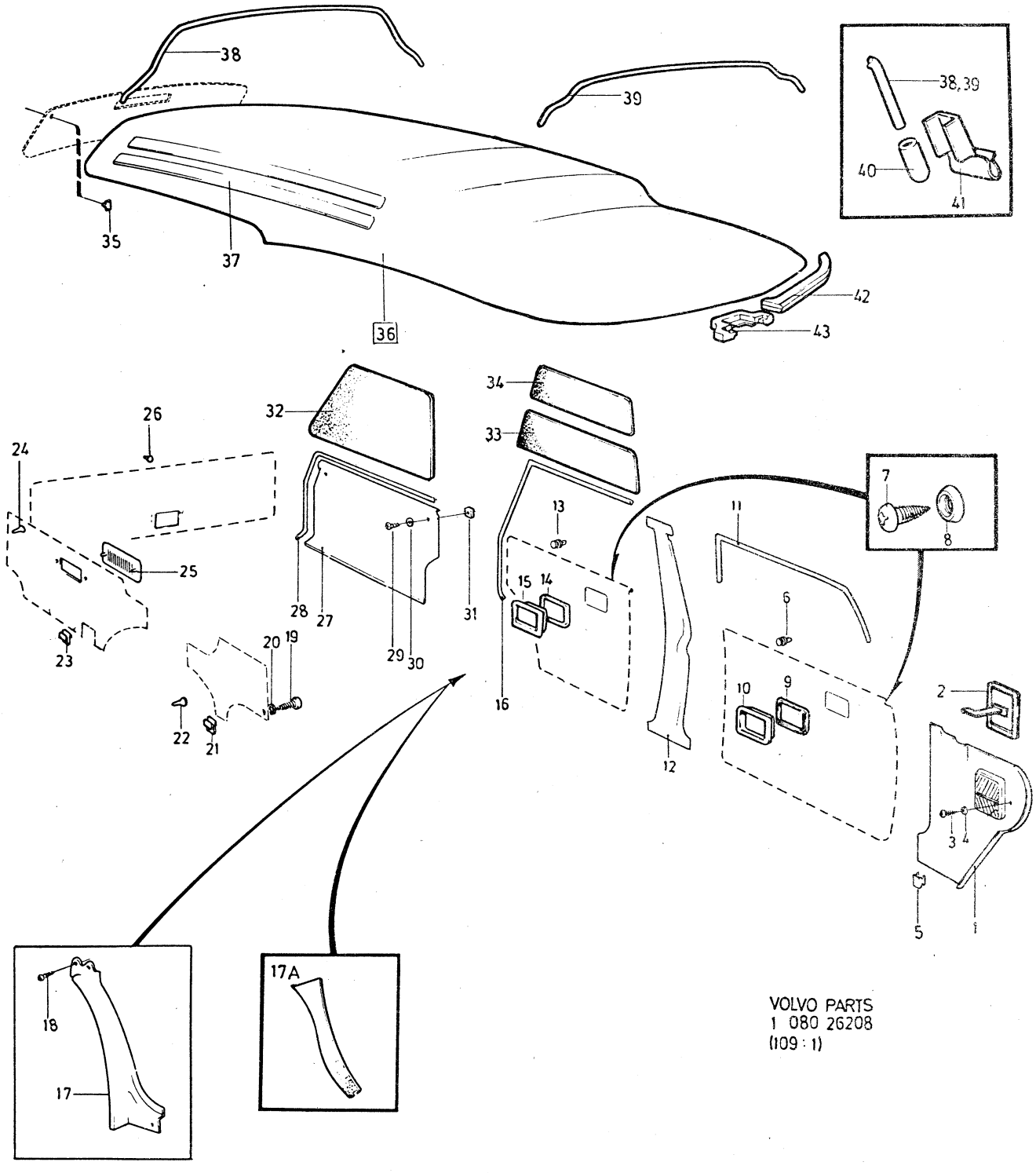

VOLVO PARTS
1 080 26208
(109 : 1)

Sida Page	Grupp Group	Inredningsdetaljer	Interior components	Illustration	4135
382	8	145 HT	145 HT	26208 1979–11	

Pos. Fig.	Antal/Quantity				Artikel nr Part No	Benämning	Description	Sats Kit	B P S R	Anmärkning Notes	
38	4	–	–	–	683094-7	Taksprygel	Roof bow				1200
39	1	–	–	–	683093-9	Taksprygel	Roof bow				1220
40	8	–	–	–	654505-7	Skoning	Protector sleeve				1240
41	2	–	–	–	686836-8	Hållare	Retainer				1260
42	2	–	–	–	685497-0	Stoppning	Upholstery			CH–106797	1280
										ERS AV 1 ST 685592–8,	1300
										1 ST 685593–6	1320
	2	–	–	–	685592-8	Stoppning	Upholstery			CH 106798–	1340
43	1	–	–	–	685593-6	Stoppning	Upholstery			CH 106798–	1360

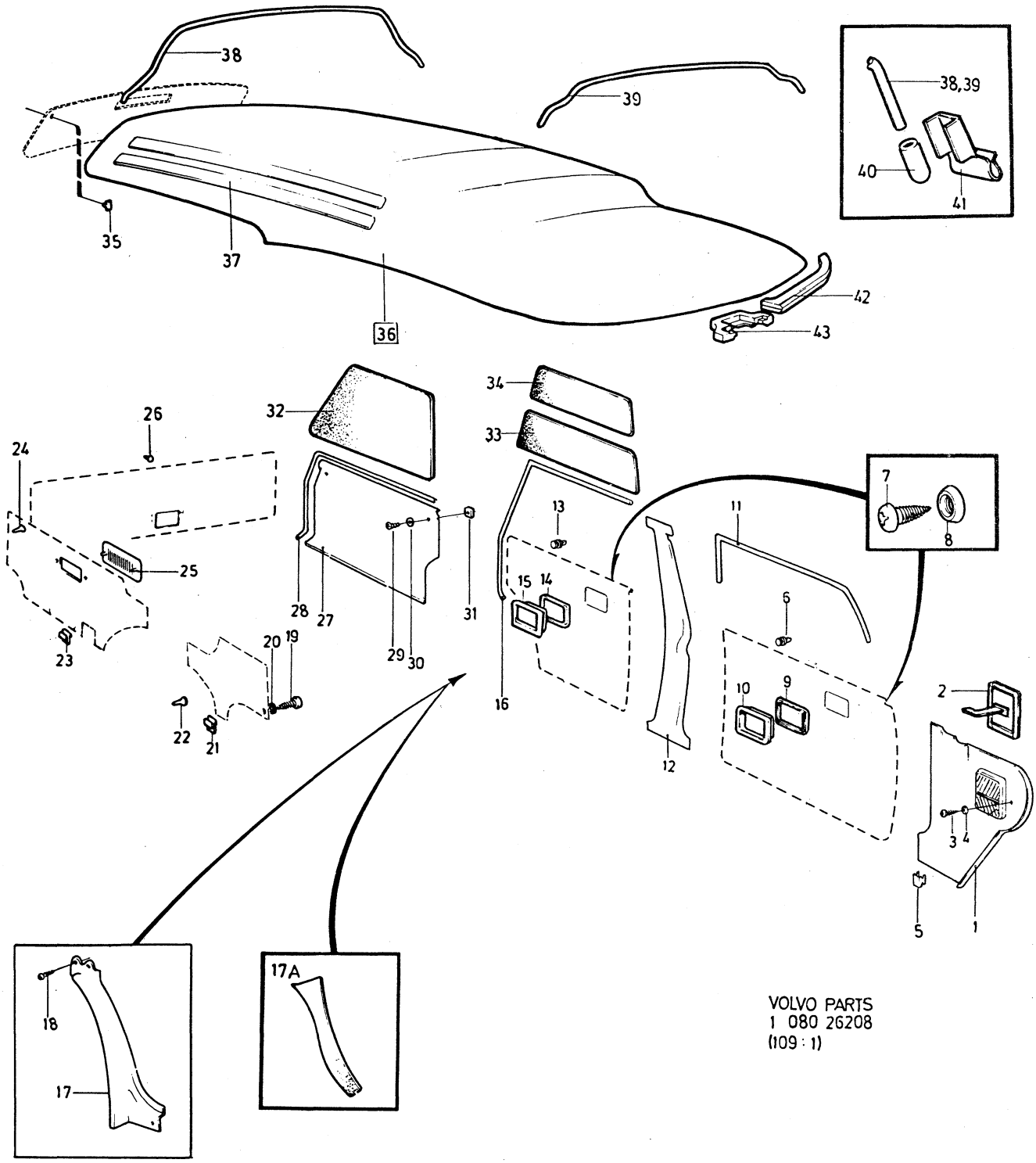

VOLVO PARTS
1 080 26208
(109 : 1)

Sida / Page 384 | Grupp / Group 8 | Armstöd, dörrar / Arm rest, doors | Illustration 4140 25909 1979–11

Pos. Fig.	Antal/Quantity				Artikel nr Part No	Benämning	Description	Sats Kit	BPSR	Anmärkning Notes	
1	–	–	–	–		Armstöd med monteringsdetaljer (främre)	Arm rest with installation components (forward)		8	142 CH–178959 144 CH–194139 145 CH–61599	0020 0040 0060
2	1	–	–	–	677147-1	•Armstöd, V	•Arm rest, L				0080
	1	–	–	–	677148-9	•Armstöd, H	•Arm rest, R				0100
3	2	–	–	–	676785-9	•Hylsa	•Sleeve				0120
4	2	–	–	–	676784-2	•Skyddsbricka	•Protector washer				0140
5	2	–	–	–	676783-4	•Skruv	•Screw				0160
6	2	–	–	–	677140-6	•Distanshylsa	•Spacer sleeve			TID UTF	0180
7	2	–	–	–	950049-7	•Skruv	•Screw			TID UTF. L 25	0200
	2	–	–	–	950047-1	•Skruv	•Screw			SEN UTF. L 19	0220
8	2	–	–	–	940155-5	•Låsbricka	•Lock washer				0240 0260
9	–	–	–	–		Armstöd med monteringsdetaljer (främre)	Arm rest with installation components (forward)		8	142 CH 178960– 144 CH 194140– 145 CH 61600–	0280 0300 0320
10	1	–	–	–	686261-9	•Armstöd, V	•Arm rest, L				0340
	1	–	–	–	686262-7	•Armstöd, H	•Arm rest, R				0360
11	2	–	–	–	676785-9	•Distanshylsa	•Spacer sleeve			103)	0380
	2				1221188-4	. Distanshylsa	. Spacer sleeve			104)	0400
12	2				676784-2	. Skyddsbricka	. Protector washer			103)	0420
13	2	–	–	–	676783-4	•Skruv	•Screw			103)	0440
	2	–	–	–	1221187-6	•Skruv	•Screw			104)	0460
14	2	–	–	–	685413-7	•Distanshylsa	•Spacer sleeve			103)	0480
	2	–	–	–	1221189-2	•Distanshylsa	•Spacer sleeve			104)	0500
15	4	–	–	–	950048-9	•Skruv	•Screw			103)	0520
	2	–	–	–	950045-5	•Skruv	•Screw			104) L 13	0540
	2	–	–	–	950050-5	•Skruv	•Screw			104) L 32	0560
16	4	–	–	–	61544-3	•Fjädrande bricka	•Resilient washer			TID UTF	0580
x 17	4	–	–	–	1264497-7	•Propp	•Plug			(687506)	0600 0620
18	–	–	–	–		Armstöd med monteringsdetaljer (bakre)	Arm rest with installation components (rear)		8		0640 0660 0680
19	2	–	–	–	676268-6	•Armstöd	•Arm rest			144 CH–194139. 145 CH–61599.	0700 0720
	2	–	–	–	686555-4	•Armstöd	•Arm rest			144 CH 194140– 145 CH 61600–	0740 0760
20	4	–	–	–	192450-5	•Skruv	•Screw				

103. 142 CH–303293, 144 CH–317063, 145 CH–138981.
104. 142 CH 303294–, 144 CH 317064–, 145 CH 138982–.

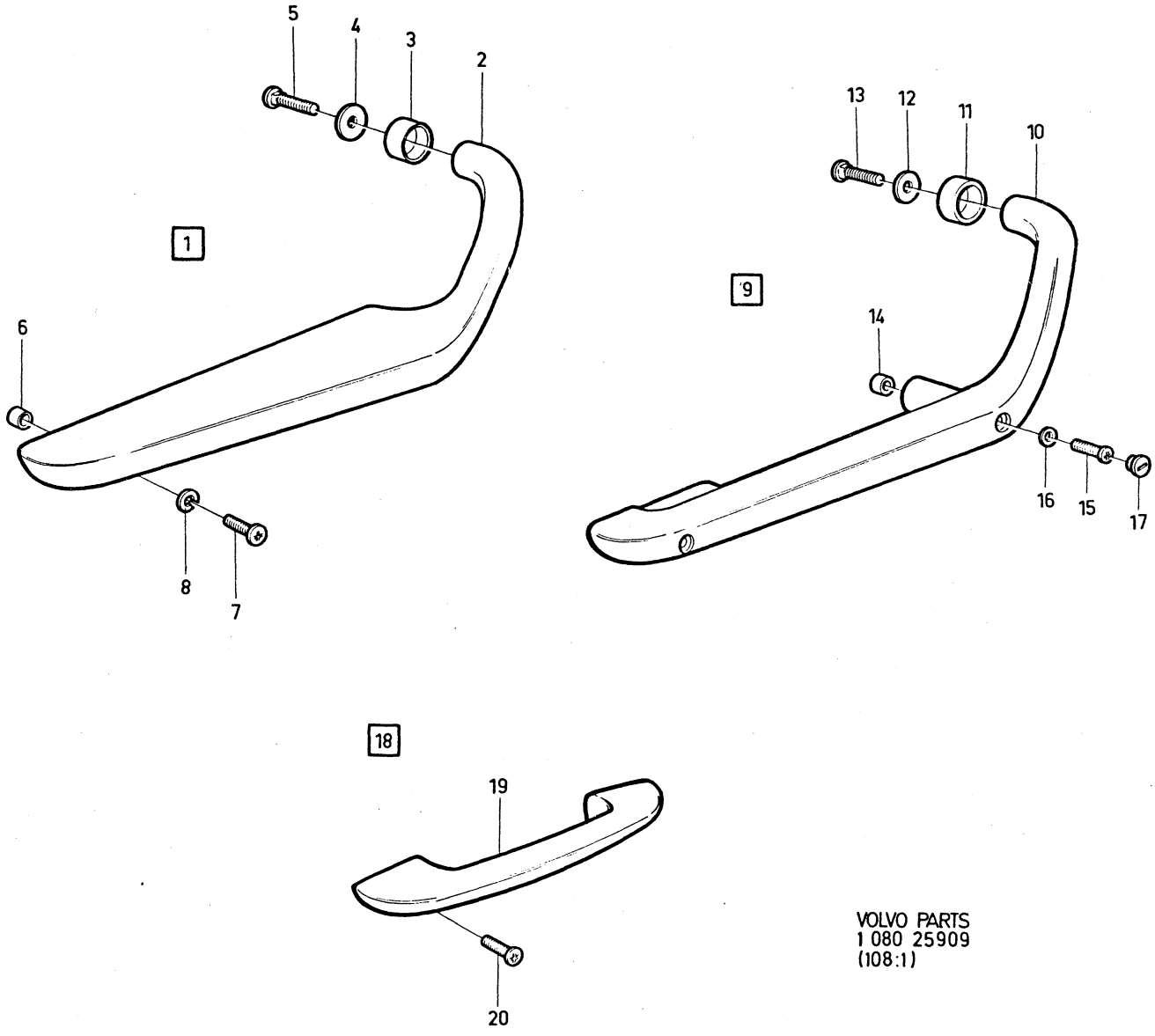

VOLVO PARTS
1 080 25909
(108:1)

Sida Page	Grupp Group	Framstolar excl BAS, 145 HT. 142 CH–249929, 144 CH–263069, 145 CH–103379	Front seats excl BAS, 145 HT. 142 CH–249929, 144 CH–263069, 145 CH–103379	Illustration 26137 1979–11	4150
386	8				

Pos. Fig.	Antal/Quantity				Artikel nr Part No	Benämning	Description	Sats Kit	BPSR	Anmärkning Notes	
1	2	–	–	–	682841-2	Sitsram	Seat frame			STD EXCL B20E (677325)	1010
										ERS AV 1221114–0	1011
2	4	–	–	–	686368-2	•Resårband	•Rubber strap			ERS AV 1 ST 688847–3,	1070
										1 ST 1210924–5.	1071
2a	2	–	–	–	686369-0	•Resårband	•Rubber strap			ERS AV 1 ST 688847–3,	1080
										1 ST 1210924–5.	1081
2b	12	–	–	–	671226-9	•Hake	•Catch			TID UTF	1085
	12	–	–	–	671114-7	•Hake	•Catch				1090
3	4	–	–	–	678796-4	•Hake	•Catch			SEN UTF	1100
4	12	–	–	–	94942-0	•Fäste	•Anchorage		8		1110
5	2	–	–	–	1221114-0	Sitsram	Seat frame			B20E.	1120
	–	–	–	–						144 S–1600, S–1603,	1130
	–	–	–	–						S–1604, S–1606,	1140
	–	–	–	–						S–1636, S–1654.	1150
	–	–	–	–						145 S–1601, S–1602,	1160
	–	–	–	–						S–1605, S–1647, S–1648.	1170
5a	2	–	–	–	688847-3	•Resårmatta	•Cushion				1180
5b	24	–	–	–	1210924-5	•Fjäder	•Spring			(688848)	1190
x 5c	12	–	–	–	94242-5	•Fäste	•Anchorage		8		1200
5d	2	–	–	–	688870-5	Skyddsjärn	Protective iron			B20E	1210
6	2	–	–	–	682319-9	Panel, V	Panel, L			(677307)	1250
	2	–	–	–	682320-7	Panel, H	Panel, R			(677308)	1310
6a	2	–	–	–	682322-3	Kåpa, V	Casing, L		8	B20E TID UTF	1340
	2	–	–	–	682323-1	Kåpa, H	Casing, R		8	B20E TID UTF	1350
7	1	–	–	–	677234-7	Rörbåge, V	Tubular frame, L				1360
	1	–	–	–	677235-4	Rörbåge, H	Tubular frame, R				1370
8	1	–	–	–	677280-0	Glidskena, yttre, V	Adjuster rail, outer, L				1380
	1	–	–	–	677281-8	Glidskena, yttre, H	Adjuster rail, outer, R				1390
9	2	–	–	–	677277-6	Glidskena, mellersta	Adjuster rail, centre				1400
10	2	–	–	–	677770-0	Knapp	Button				1410
11	4	–	–	–	940113-4	Skruv	Bolt				1420
12	4	–	–	–	955894-1	Bricka	Washer				1430
13	4	–	–	–	955949-3	Låsbricka	Lock washer				1440
14	4	–	–	–	940161-3	Skruv	Bolt				1450
15	4	–	–	–	955826-3	Mutter	Nut				1460
16	4	–	–	–	955949-3	Låsbricka	Lock washer				1470
17	4	–	–	–	677239-6	Konsol	Bracket				1480
17a	2	–	–	–	685501-9	Clips	Clip			B20E	1490
17b	2	–	–	–	685502-7	Clips	Clip			B20E	1500
18	4	–	–	–	955524-4	Skruv	Bolt				1510
19	4	–	–	–	955826-3	Mutter	Nut				1520
20	4	–	–	–	955921-2	Fjäderbricka	Spring washer				1530
21	6	–	–	–	955524-4	Skruv	Bolt			L 19	1540
22	2	–	–	–	940135-7	Skruv	Bolt			L 22	1550
23	2	–	–	–	960141-0	Bricka	Washer				1560
24	8	–	–	–	955921-2	Fjäderbricka	Spring washer				1570
25	2	–	–	–	677240-4	Länkskruv	Link screw				1580
26	2	–	–	–	955827-1	Mutter	Nut				1590
27	2	–	–	–	940097-9	Bricka	Washer				1600
28	2	–	–	–	940135-7	Skruv	Bolt				2010
29	2	–	–	–	955826-3	Mutter	Nut				2020
30	2	–	–	–	955894-1	Bricka	Washer				2030
31	2	–	–	–	955921-2	Fjäderbricka	Spring washer				2040
32	1	–	–	–	677268-5	Spärrbricka, V	Catch plate, L				2050
	1	–	–	–	677269-3	Spärrbricka, H	Catch plate, R				2060
33	8	–	–	–	955826-3	Mutter	Nut				2070
34	8	–	–	–	955894-1	Bricka	Washer				2080
35	8	–	–	–	955949-3	Låsbricka	Lock washer				2090
x 36	2	–	–	–	1207965-3	Stoppning	Upholstery				2100
37	2	–	–	–	691975-7	Stoppning, bakre	Upholstery, rear			144 CH –20919	2250
	2	–	–	–	692839-4	Stoppning, bakre	Upholstery, rear			B20E, VENV 144385,	2260
38	–	–	–	–		Klädsel	Cover			SE INNERKLÄDSEL	2270
										SEE UPHOLSTERY	2280

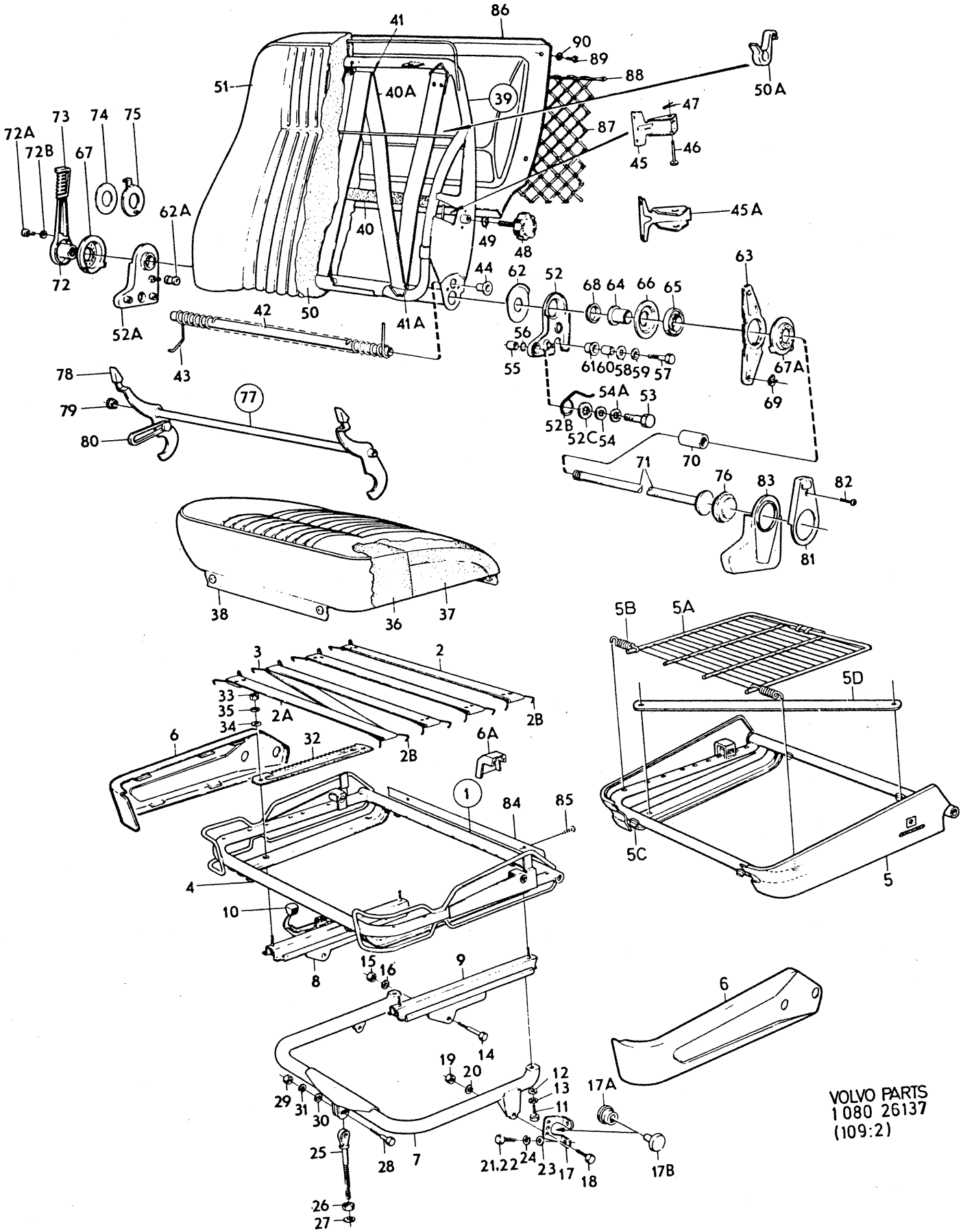

VOLVO PARTS
1 080 26137
(109:2)

Sida Page	Grupp Group	Framstolar excl BAS, 145 HT. 142 CH–249929, 144 CH–263069, 145 CH–103379	Front seats excl BAS, 145 HT. 142 CH–249929, 144 CH–263069, 145 CH–103379	Illustration 26137 1979–11	4150
388	8				

Pos. Fig.	Antal/Quantity				Artikel nr Part No	Benämning	Description	Sats Kit	BPSR	Anmärkning Notes	
39	1	–	–	–	681234-1	Ryggram, V	Sqwab frame, L			142 ERS AV	2330
										1 ST 1204695-9	2331
										1 ST 685582-9.	2332
										144, 145 ERS AV	2333
										1 ST 1204695-9	2334
										1 ST 685584-5.	2335
	1	–	–	–	681235-8	Ryggram, H	Sqwab frame, R			142 ERS AV	2380
										1 ST 1204695-9,	2381
										1 ST 685582-9,	2382
										144, 145 ERS AV	2383
										1 ST 1204695-9,	2384
										1 ST 685584-5.	2385
x	2	–	–	–	1204695-9	Ryggram	Squab frame			142 CH 238874–	2390
										144 CH 250219–	2400
										145 CH 93964–	2410
										(685448)	2411
40	2	–	–	–	678224-7	•Resårband	•Rubber strap			TID UTF ALT 1	2420
										ERS AV 1 ST 1210911-2,	2421
										1 ST 679685-8	2422
	4	–	–	–	1210911-2	•Resårband	•Rubber strap			TID UTF ALT 2	2430
40a	2	–	–	–		•Resårband	•Rubber strap		8	37)	2440
	–	–	–	–		•Ryggstödsplatta	•Support cushion		8	38)	2450
41	6	–	–	–	669933-4	•Hake	•Catch			37)	2460
41a	4	–	–	–	678767-5	•Hake	•Catch			37)	2470
42	2	–	–	–	678261-9	•Axel	•Shaft			TID UTF	2480
43	2	–	–	–	681530-2	•Fjäder	•Spring			(678252)	2500
44	4	–	–	–	678707-1	•Hylsa	•Sleeve		8	TID UTF.	2510
45	2	–	–	–	678220-5	•Bygel	•Brace			TID UTF.	2520
										ERS AV 1 ST 679685-8,	2530
										2 ST 1210911-2.	2535
45a	2	–	–	–	679685-8	•Bygel	•Brace			SEN UTF	2540
46	2	–	–	–	952714-4	•Bult	•Bolt				2550
47	2	–	–	–	907824-7	•Saxpinne	•Split pin				2560
48	2	–	–	–	678222-1	Ratt	Knob				3010
49	2	–	–	–	678218-9	Bricka	Washer				3011
50	2	–	–	–	691976-5	Stoppning	Upholstery		8	144 CH–20919	3012
										144 EXCL VENV 144385,	3020
										CH 20920–250218.	3030
										145 CH –93963.	3040
	2	–	–	–	1210927-8	Stoppning	Upholstery			142 CH 238874–	3050
										144 CH 250219–	3060
										145 CH 93964–	3070
	2	–	–	–	692846-9	Stoppning	Upholstery		8	VENV 144385	3080
50a	4	–	–	–	671328-3	Klammer	Clip				3090
51	–	–	–	–		Klädsel	Cover			SE INNERKLÄDSEL	3100
										SEE UPHOLSTERY	3110
52	2	–	–	–	685582-9	Beslag, V	Fitting, L			142 CH–237366 (677967)	3120
	2	–	–	–	685582-9	Beslag, V	Fitting, L			142 CH 237367–	3130
	2	–	–	–	685584-5	Beslag, V	Fitting, L			144 CH–248399	3140
	–	–	–	–						145 CH–92512 (677788)	3150
	2	–	–	–	685584-5	Beslag, V	Fitting, L			144 CH 248400–	3180
										145 CH 92513–	3190
52a	2	–	–	–	677968-0	Beslag, H	Fitting, R			142	3200
	2	–	–	–	685434-3	Beslag, H	Fitting, R			144, 145.	3230

37. Alt. 1. För framstol med resårband i ryggramen. Alt. 1. For front seats with rubber straps in squab frame. Alt. 1. Pour siège avant avec bande à ressorts dans le cadre de dossier. Ausführung 1. Für Vordersitz mit Gummiband im Rahmen der Rückenlehne. 1a. posibilidad: para asiento delantero con cinta elástica en el respaldo.

38. Alt. 2. För framstol med hel ryggstödsplatta. Alt. 2. For front seats with whole squab plate. Alt. 2. Pour siège avant avec plaque dossier. Ausführung 2. Für Vordersitz mit ganzer Rückenlehnenplatte. 2a. posibilidad: para asiento delantero con respaldo plano.

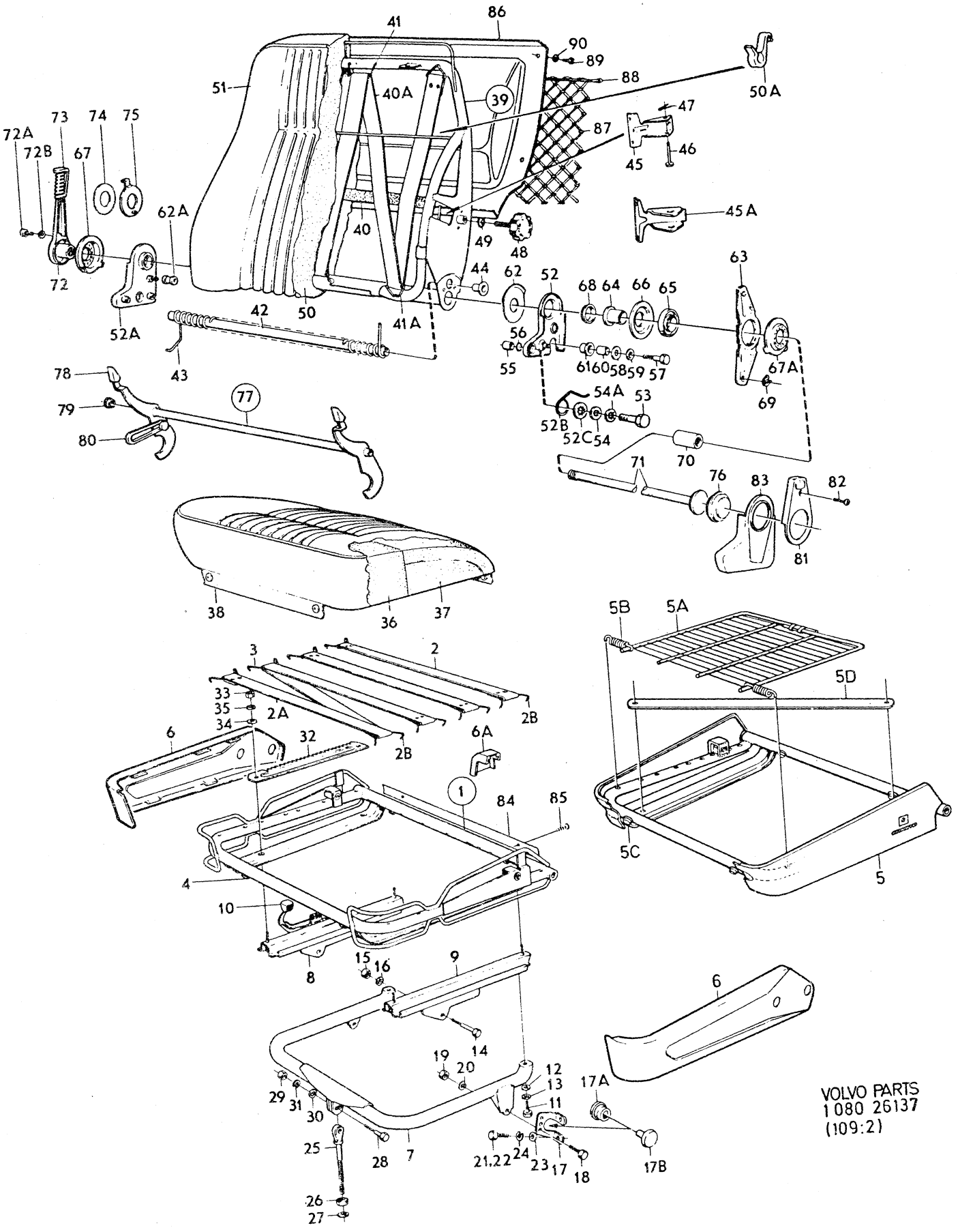

VOLVO PARTS
1 080 26137
(109:2)

Sida Page	Grupp Group	Framstolar excl BAS, 145 HT. 42 CH–249929, 144 CH–263069, 145 CH–103379	Front seats excl BAS, 145 HT. 142 CH–249929, 144 CH–263069, 145 CH–103379	Illustration 26137 1979–11	4150
390	8				

Pos. Fig.	Antal/Quantity				Artikel nr Part No	Benämning	Description	Sats Kit	B P S R	Anmärkning Notes	
52b	4	–	–	–	685530-8	Fjäder	Spring			142 CH 237367–	3250
52c	4	–	–	–	1210853-6	Låsring	Circlip		8	142 CH 237367–	3260
53	4	–	–	–	943648-6	Skruv	Screw			142 (942902)	3270
	4	–	–	–	955535-0	Skruv	Screw			144, 145	3280
54	4	–	–	–	940097-9	Bricka	Washer			144, 145. TID UTF	3290
54a	4	–	–	–	955950-1	Låsbricka	Lock washer				3300
55	4	–	–	–	677778-3	Distansrör	Spacer tube			144 CH –239280	3310
										145 CH –86760	3320
56	4	–	–	–	925055-6	O–ring	O–ring			142	3330
	2	–	–	–	955986-5	O–ring	O–ring			144, 145. TID UTF	3340
57	4	–	–	–	942519-0	Skruv	Screw				[illegible]
58	4	–	–	–	940097-9	Bricka	Washer				[illegible]
59	4	–	–	–	955950-1	Låsbricka	Lock washer				3370
60	4	–	–	–	677757-7	Distansrör	Spacer tube			142 CH –237366	3380
										144 CH –239280	3390
										145 CH –86760	3400
	4	–	–	–	1210851-0	Distansrör	Spacer tube			142 CH 237367–	[illegible]
61	4	–	–	–	677772-6	Bussning	Bushing			142 CH –986	[illegible]
										144 CH –239280	3430
										145 CH –86760	3440
	4	–	–	–	680280-5	Bussning	Bushing			142 CH 987–237366	3450
										ERS AV 1 ST 1210851–0,	3451
										1 ST 1210852–8	3452
	4	–	–	–	1210852-8	Bussning	Bushing			142 CH 237367–	3460
62	2	–	–	–	677761-9	Bricka	Washer			TID UTF	3470
62a	2	–	–	–	681524-5	Rulle	Roller		8	TID UTF	3480
63	8	–	–	–	677769-2	Friktionslamell	Friction disc				3490
64	4	–	–	–	677776-7	Distansrör	Spacer tube				3500
65	4	–	–	–	677763-5	Styrning	Guide		8	142 CH–233299	3510
										144 CH –239280	3520
										145 CH –86760	3530
	4	–	–	–	688823-4	Styrning	Guide			142 CH 233300–	3540
										144 CH 239281–	3550
										145 CH 86761–	3560
66	4	–	–	–	688830-9	Tryckbricka, inre	Thrust washer, inner				4010 4020
67	4	–	–	–	677764-3	Tryckbricka	Thrust washer			26) ERS AV 688833–3	4040
	1	–	–	–	680982-6	Tryckbricka, V, V stol	Thrust washer, L, L seat			142 CH 35089–178959	[illegible]
										144 CH 75261–194139	4
										145 CH 3686–61599	4070
	1	–	–	–	688831-7	Tryckbricka, V, V stol	Thrust washer, L, L seat			142 CH 178960–	4110
										144 CH 194140–	4120
										145 CH 61600–	4130
										(685407)	4131
	1	–	–	–	688832-5	Tryckbricka, H, H stol	Thrust washer, R, R seat			142 CH 35089–	[illegible]
										144 CH 75261–	[illegible]
										145 CH 3686–	4220
67a	2	–	–	–	688833-3	Tryckbricka V för H stol H för V stol	Thrust washer L for R seat R for L seat			142 CH 35089– 144 CH 75261– 145 CH 3686–	4260 4270 4280
68	4				678371-6	Bussning	Bushing				4290
69	4	–	–	–	951670-9	Spårryttare	Circlip				4300
70	2	–	–	–	679747-6	Styrhylsa	Guide sleeve		8	142	4310
										144 CH 17648–	4320
										145	4330
71	1	–	–	–	677755-1	Dragstång, V	Pull rod, L				4340
	1	–	–	–	677756-9	Dragstång, H	Pull rod, R				4350
72	1	–	–	–	677786-6	Spak, V	Level, L			26) ERS AV	4360
										1 ST 680982–6,	4370
										1 ST 687503–3	4371

26. 142 CH –35088. 144 CH –75260. 145 CH –3685.

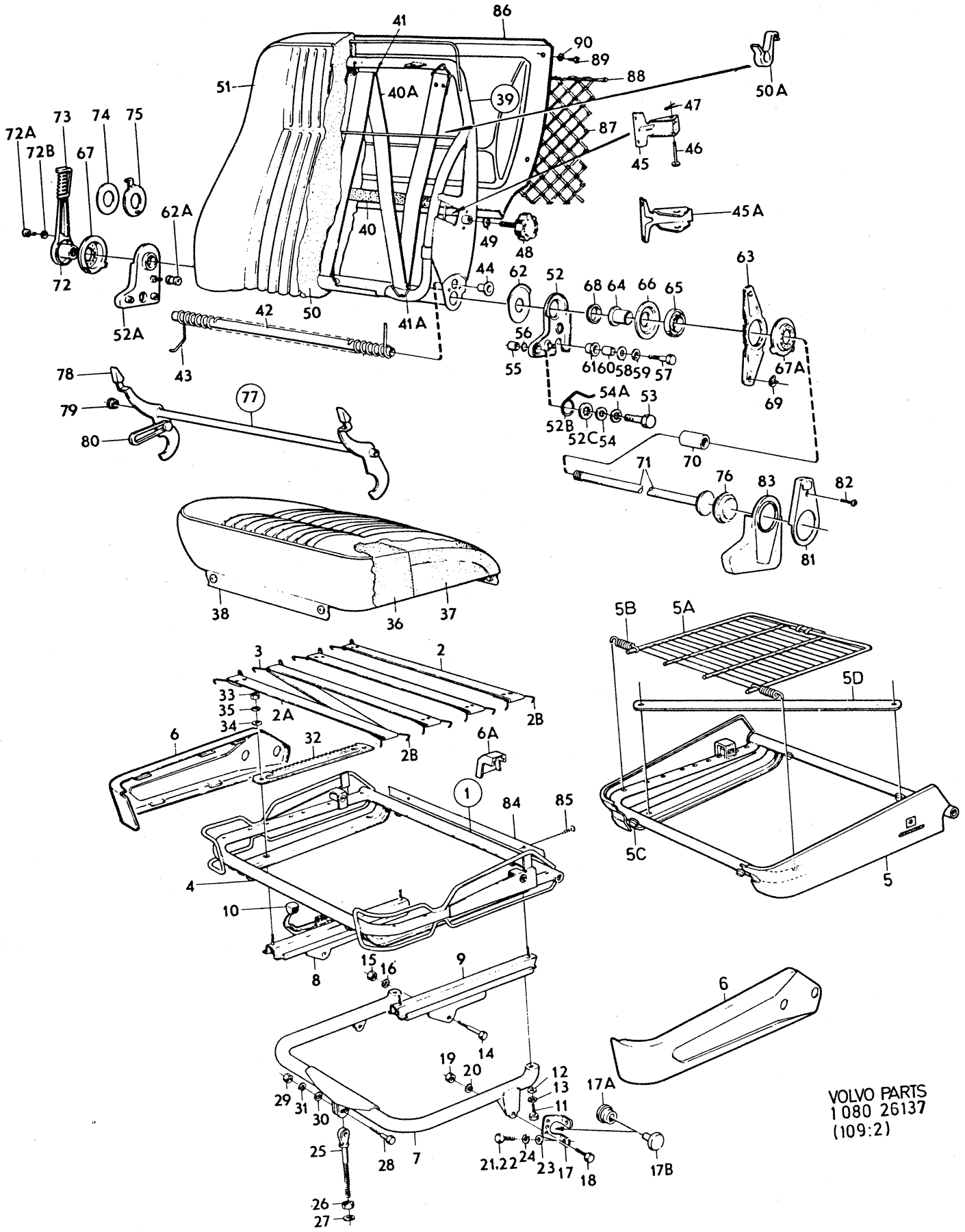

VOLVO PARTS
1 080 26137
(109:2)

Sida Page	Grupp Group	Framstolar excl BAS, 145 HT. 142 CH–249929, 144 CH–263069, 145 CH–103379	Front seats excl BAS, 145 HT. 142 CH–249929, 144 CH–263069, 145 CH–103379	Illustration 26137 1979–11	4150
392	8				

Pos. Fig.	Antal/Quantity				Artikel nr Part No	Benämning	Description	Sats Kit	BPSR	Anmärkning Notes	
	1	–	–	–	681082-4	Spak, V	Lever, L			142 CH 35089–178959	4380
										144 CH 75261–194139	4390
										145 CH 3686–61599	4400
										ERS AV 1 ST 687503–3,	4401
										1 ST 688831–7	4402
	1	–	–	–	687503-3	Spak, V	Lever, L			142 CH 178960–	4440
										144 CH 194140–	4450
										145 CH 61600–	4460
	1	–	–	–	677787-4	Spak, H	Lever, R			26) ERS AV	4470
										1 ST 688832–5,	4480
										1 ST 687504–1.	
	1	–	–	–	681083-2	Spak, H	Lever, R			142 CH 35089–178959	4490
										ERS AV 1 ST 687504–1,	4491
										1 ST 688832–5.	4492
	1	–	–	–	687504-1	Spak, H	Lever, R			142 CH 178960–	4530
										144 CH 194140–	4540
										145 CH 61600–	4550
72a	2	–	–	–	944301-1	Skruv	Screw			27)	4560
72b	2	–	–	–	955946-9	Låsbricka	Lock washer			27)	4570
73	2	–	–	–	678716-2	Handtag	Knob				4580
74	2	–	–	–	677766-8	Bricka	Washer		8	TID UTF	4590
75	2	–	–	–	679636-1	Bricka	Washer		8	26)	4600
76	2	–	–	–	677771-8	Täckbricka	Escutcheon washer				5010
77	2	–	–	–	682065-8	Spärraxel	Catch shaft			142 CH –237366	5020
	2	–	–	–	685539-9	Spärraxel	Catch shaft			142 CH 237367–	5030
78	2	–	–	–	677956-5	•Handtag	•Knob		8	142 CH–97847	5040
	2	–	–	–	682235-7	•Handtag	•Knob			142 CH 97848–	5050
79	4	–	–	–	679411-9	Lagerbussning	Bearing bushing			142 CH –2343	5060
	4	–	–	–	670983-6	Lagerbussning	Bearing bushing			142 CH 2344–	5070
80	2	–	–	–	679517-3	O–ring	O–ring			142	5080
81	4	–	–	–	677794-0	Kuliss, övre	Guard, upper				5090
82	4	–	–	–	955156-5	Skruv	Screw				5100
83	2	–	–	–	677795-7	Kuliss, nedre, V	Guard, lower, L				5110
	2	–	–	–	677818-7	Kuliss, nedre, H	Guard, lower, R				5120
84	2	–	–	–	680320-9	Skyddslist	Guard strip		8	TID UTF	5130
85	4	–	–	–	955138-3	Skruv	Screw			TID UTF	5140
86	2	–	–	–	684451-8	Ficka	Packet			VENV 144385	5150
87	2	–	–	–	681190-5	•Nät	•Net				5160
88	2	–	–	–	681186-3	•Resårband	•Elastic rope				5170
89	8	–	–	–	955154-0	Skruv	Screw			VENV 144385	5180
90	8	–	–	–	959057-1	Bricka	Washer			VENV 144385	5190

26. 142 CH –35088. 144 CH –75260. 145 CH –3685.
27. 142 CH 35089–. 144 CH 75261–. 145 CH 3686–.

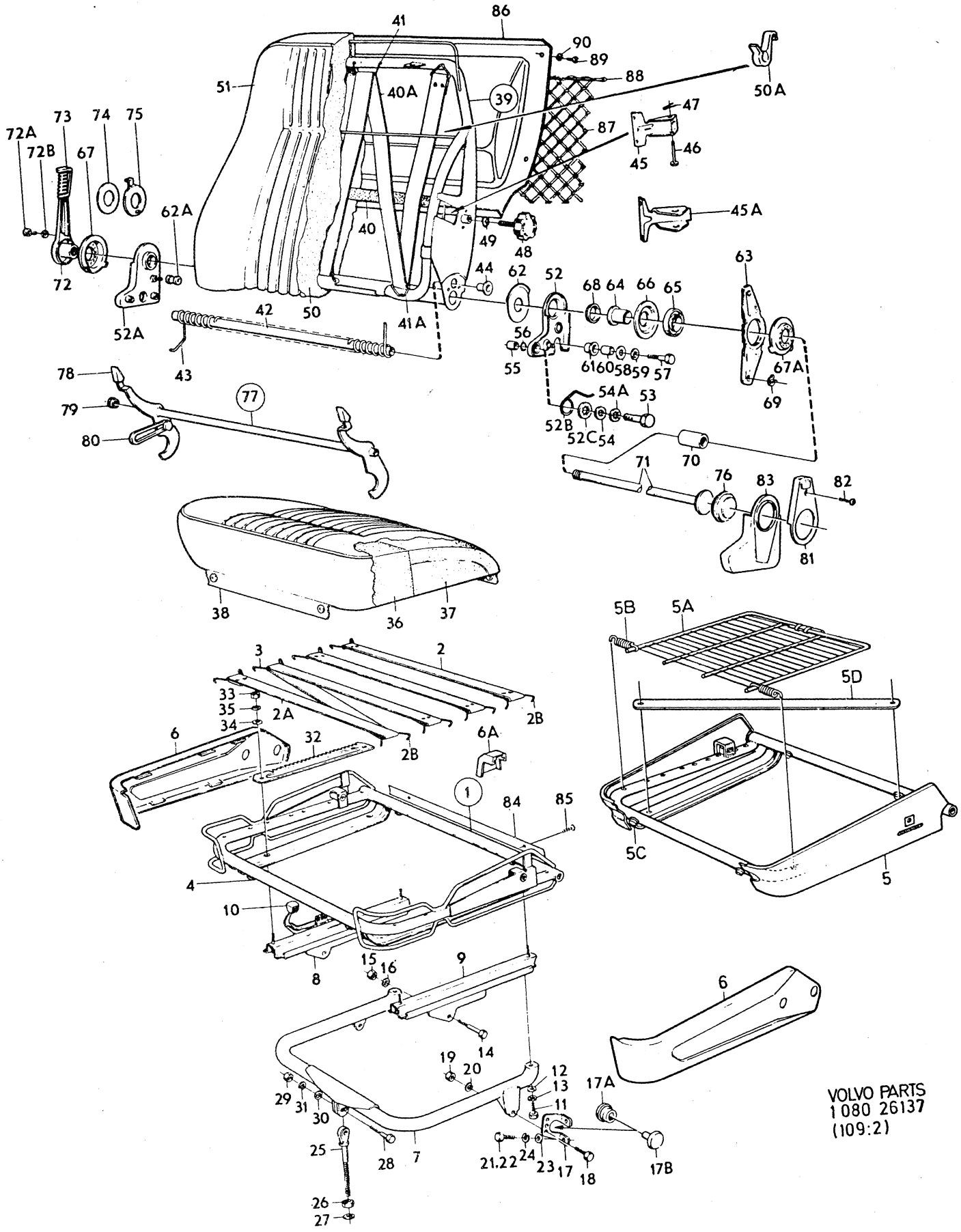
VOLVO PARTS
1 080 26137
(109:2)

Sida Page	Grupp Group	Framstolar excl BAS, 145 HT. 142 CH 249930–, 144 CH 263070– 145 CH 103380–	Front seats, excl BAS, 145 HT. 142 CH 249930–, 144 CH 263070– 145 CH 103380–	Illustration 26186 1979–11	4200
394	8				

Pos. Fig.	Antal/Quantity	Artikel nr Part No	Benämning	Description	Sats Kit	B P S R	Anmärkning Notes	
	1 – – –	1221226-2	Framstol, utan klädsel, V	Front seat, without cover, L			72) DE LUXE	1010 1011
	1 – – –	1221224-7	Framstol, utan klädsel, H	Front seat, without cover, L			72) GRAND LUXE	1030 1031
	1 – – –	1221227-0	Framstol, utan klädsel, H	Front seat, without cover, R		8	DE LUXE	1050 1051
	1 – – –	1221225-4	Framstol, utan klädsel, H	Front seat, without cover, R			72) GRAND LUXE	1070 1071
1	2 – – –	682841-2	•Sitsram	•Seat frame			TID UTF ERS AV 1221114–0	1090 1100
2	4 – – –	686368-2	••Resårband	••Rubber strap			ERS AV 1 ST 688847–3, 12 ST 1210924–5	1 1
3	2 – – –	686369-0	••Resårband	••Rubber strap			ERS AV 1 ST 688847–3, 12 ST 1210924–5	1120 1121
4	12 – – –	671114-7	••Hake	••Catch				1130
5	4 – – –	678796-4	••Hake	••Catch				1140
6	12 – – –	94942-0	••Fäste	••Anchorage		8		1150
7	2 – – –	1221114-0	•Sitsram	•Seat frame			SEN UTF (688871)	1
8	2 – – –	688847-3	••Resårmatta	••Cushion				1170
9	24 – – –	1210924-5	••Fjäder	••Spring				1180
10	12 – – –	94942-0	••Fäste	••Anchorage		8		1190
11	2 – – –	682319-9	•Panel, V	•Panel, L				1200
11a	2 – – –	682320-7	•Panel, H	•Panel, R				1210
x 12	1 – – –	1207965-3	•Stoppning	•Upholstery			DE LUXE STD (693438)	1220 1221
	1 – – –	693101-8	•Stoppning, främre	•Upholstery, forward			GRAND LUXE STD	1230
13	1 – – –	692839-4	•Stoppning, bakre	•Upholstery, rear			GRAND LUXE STD	1240
x	2 – – –	248072-1	•Stoppning	•Upholstery			144 S–1700, S–1701, S–1709, S–1710, S–1711, S–1712. 145 S–1702 – S–1708. (649628)	1241 1242 1243 1244 1245
14	2 – – –	1210918-7	•Ryggram	•Squab frame				1250
15	2 – – –	679685-8	••Bygel	••Brace				1260
16	2 – – –	952715-1	••Bult	••Bolt				1270
17	2 – – –	907824-7	••Saxpinne	••Split pin				1280
18	– – – –		••Fjäder, V	••Spring, L		8		1290
	– – – –		••Fjäder, H	••Spring, R		8		1300
19	2 – – –	1210911-2	•Matta	•Mat				1310
20	4 – – –	1210913-8	•Krok	•Hook				1320
21	2 – – –	678222-1	•Ratt	•Knob				1330
22	2 – – –	678218-9	•Bricka	•Washer				1340
23	2 – – –	1210887-4	•Stoppning	•Upholstery			DE LUXE	1350
	2 – – –	1210933-6	•Stoppning	•Upholstery			GRAND LUXE	1360
24	4 – – –	671328-3	•Klammer	•Clip				1370
25	2 – – –	685582-9	•Beslag, V	•Fitting, L			142	1380
	2 – – –	685584-5	•Beslag, V	•Fitting, L			144, 145	1390
26	2 – – –	677968-0	•Beslag, H	•Fitting, R			142	1400
	2 – – –	685434-3	•Beslag, H	•Fitting, R			144, 145	1410
26a	8 – – –	677769-2	•Friktionslamell	•Friction disk				1420
27	1 – – –	688831-7	•Tryckbricka, V stol	•Thrust washer, L, L seat				1430 1440
	1 – – –	688832-5	•Tryckbricka, H, H stol	•Thrust washer, R, R seat				1450 1460
28	2 – – –	688833-3	•Tryckbricka V för H stol H för V stol	•Thrust washer L for R seat R for L seat				1461 1462 1463

72. Levereras i 142–utförande med spärraxel för fällbart ryggstöd. Supplied as 142 model, with catch shaft for reclining squab. Livré pour 142 modèle avec axe de blocage pour dossier rabattable. Wird in 142–er Ausführung mit Riegel für klappbare Sitzlehne geliefert. Para modelo 142 con eje de bloquero para respaldo abatible.

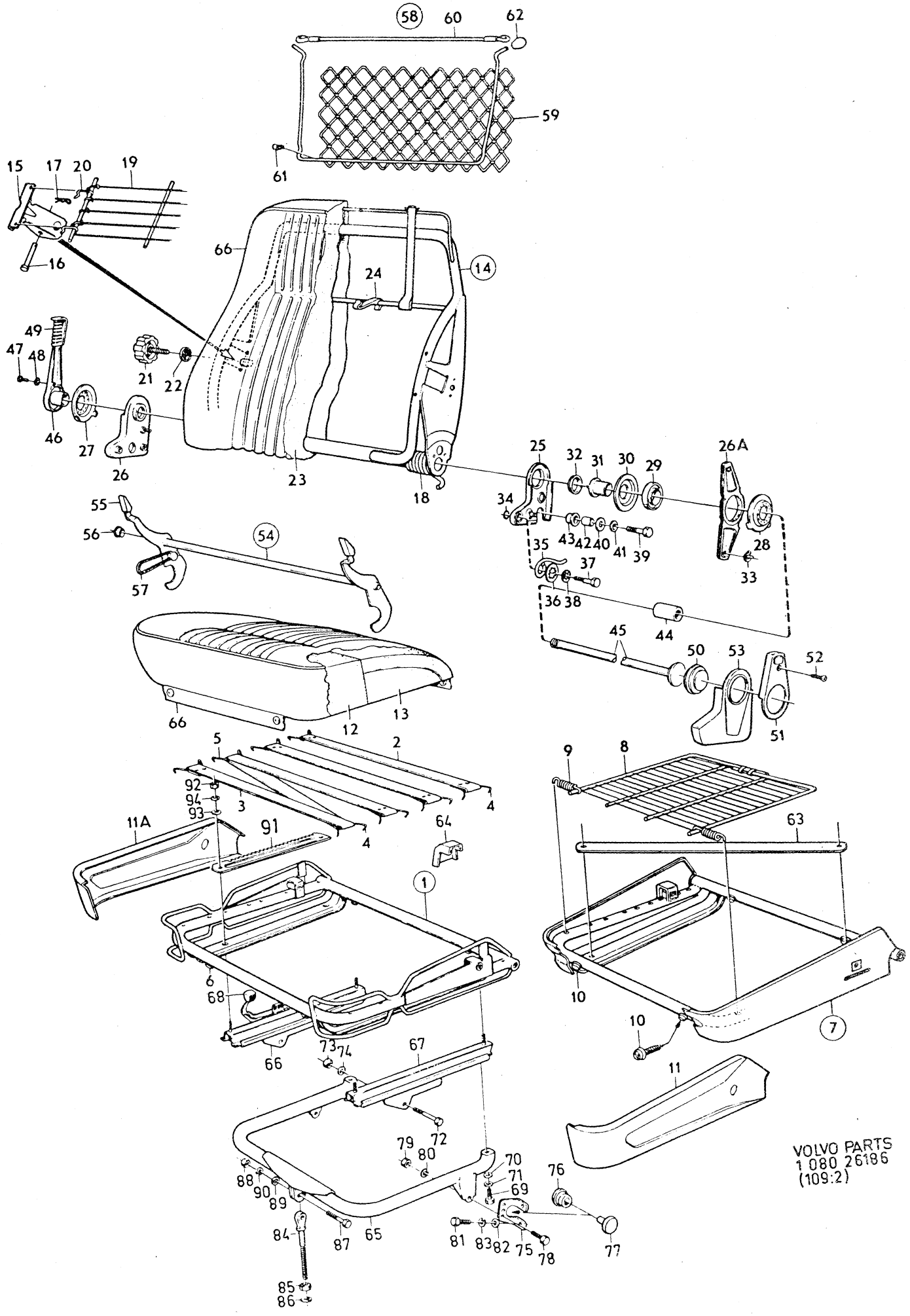
VOLVO PARTS
1 080 26186
(109:2)

Sida Page	Grupp Group	Framstolar excl BAS, 145 HT. 142 CH 249930–, 144 CH 263070– 145 CH 103380–	Front seats, excl BAS, 145 HT. 142 CH 249930–, 144 CH 263070– 145 CH 103380–	Illustration 26186 1979–11	4200
396	8				

Pos. Fig.	Antal/Quantity				Artikel nr Part No	Benämning	Description	Sats Kit	BPSR	Anmärkning Notes	
29	4	–	–	–	688823-4	•Styrning	•Guide				1470
30	4	–	–	–	688830-9	•Tryckbricka, inre	•Thrust washer				1480
31	4	–	–	–	677776-7	•Distansrör	•Spacer tube				1490
32	4	–	–	–	678371-6	•Bussning	•Bushing				1500
33	4	–	–	–	951670-9	•Spårryttare	•Circlip				1510
34	4	–	–	–	925055-6	•O–ring	•O–ring			142	1520
35	4	–	–	–	685530-8	•Fjäder	•Spring			142	1530
36	4	–	–	–	1210853-6	•Låsring	•Circlip		8	142	1540
37	4	–	–	–	943648-6	•Skruv	•Screw			142	2010
	4	–	–	–	955535-0	•Skruv	•Screw			144, 145	2020
38	4	–	–	–	955950-1	•Låsbricka	•Lock washer			144, 145	2[illegible]
39	4	–	–	–	942519-0	•Skruv	•Screw			142	20[illegible]
	4	–	–	–	955535-0	•Skruv	•Screw			144, 145	2050
40	4	–	–	–	940097-9	•Bricka	•Washer			144, 145	2060
41	4	–	–	–	955950-1	•Låsbricka	•Lock washer			144, 145	2070
42	4	–	–	–	1210851-0	•Distansrör	•Spacer			142	2080
43	4	–	–	–	1210852-8	•Bussning	•Bushing			142	2[illegible]
44	2	–	–	–	679747-6	•Styrhylsa	•Guide sleeve		8		2[illegible]
45	1	–	–	–	677755-1	•Dragstång, V	•Pull rod, L				2110
	1	–	–	–	677756-9	•Dragstång, H	•Pull rod, R				2120
46	1	–	–	–	687503-3	•Spak, V	•Lever, L				2130
	1	–	–	–	687504-1	•Spak, H	•Lever, R				2140
47	2	–	–	–	944301-1	•Skruv	•Screw				2150
48	2	–	–	–	955946-9	•Låsbricka	•Lock washer				2160
49	2	–	–	–	678716-2	•Handtag	•Knob				2170
50	2	–	–	–	677771-8	•Täckbricka	•Escutcheon washer				2180
51	4	–	–	–	677794-0	•Kuliss, övre	•Guard, upper				2190
52	4	–	–	–	955156-5	•Skruv	•Screw				2200
53	2	–	–	–	677795-7	•Kuliss, nedre, V	•Guard, lower, L				2210
	2	–	–	–	677818-7	•Kuliss, nedre, H	•Guard, lower, R				2220
54	2	–	–	–	685539-9	•Spärraxel	•Catch shaft			142	2230
55	2	–	–	–	682235-7	••Handtag	••Knob				2240
56	4	–	–	–	670983-6	•Lagerbussning	•Bearing bushing			142	2250
57	2	–	–	–	679517-3	•O–ring	•O–ring			142	2260
58	2	–	–	–	687679-1	•Ficka	•Pocket			GRAND LUXE	2270
59	2	–	–	–		••Nät	••Net		8		2280
60	2	–	–	–	681186-3	••Resårband	••Elastic rope				2290
61	3	–	–	–	687675-9	•Clips	•Clip			GRAND LUXE	23[illegible]
62	2	–	–	–	687643-7	•Bussning	•Bushing			GRAND LUXE	2[illegible]
63	2	–	–	–	688870-5	Skyddsjärn	Protective iron			B20E, B20F	2380
64	2	–	–	–	682322-3	Kåpa, V	Casing, L		8	B20E, B20F	2390
	2	–	–	–	682323-1	Kåpa, H	Casing, R		8	B20E, B20F	2400
65	1	–	–	–	677234-7	Rörbåge, V	Tubular frame, L				2410
	1	–	–	–	677235-4	Rörbåge, H	Tubular frame, R				2420
66	1	–	–	–	677280-0	Glidskena, yttre, V	Adjuster rail, outer, L				2[illegible]
	1	–	–	–	677281-8	Glidskena, yttre, H	Adjuster rail, outer, R				2440
67	2	–	–	–	677277-6	Glidskena, mellersta	Adjuster rail, centre				2450
68	2	–	–	–	677770-0	Knapp	Button				2460
69	4	–	–	–	940113-4	Skruv	Bolt				2470
70	4	–	–	–	955894-1	Bricka	Washer				2480
71	4	–	–	–	955949-3	Låsbricka	Lock washer				2490
72	4	–	–	–	940161-3	Skruv	Bolt				3010
x 73	4	–	–	–	455826-8	Mutter	Nut				3020
74	4	–	–	–	955949-3	Låsbricka	Lock washer				3030
75	4	–	–	–	677239-6	Konsol	Bracket				3040
76	2	–	–	–	685501-9	Clips	Clip			B20E, B20F	3050
77	2	–	–	–	685502-7	Clips	Clip			B20E, B20F	3060
78	4	–	–	–	955524-4	Skruv	Bolt				3070
79	4	–	–	–	955826-3	Mutter	Nut				3080
80	4	–	–	–	955921-2	Fjäderbricka	Spring washer				3090
81	6	–	–	–	955524-4	Skruv	Bolt			L 19	3100
	2	–	–	–	940135-7	Skruv	Bolt			L 22	3110
82	2	–	–	–	960141-0	Bricka	Washer				3120

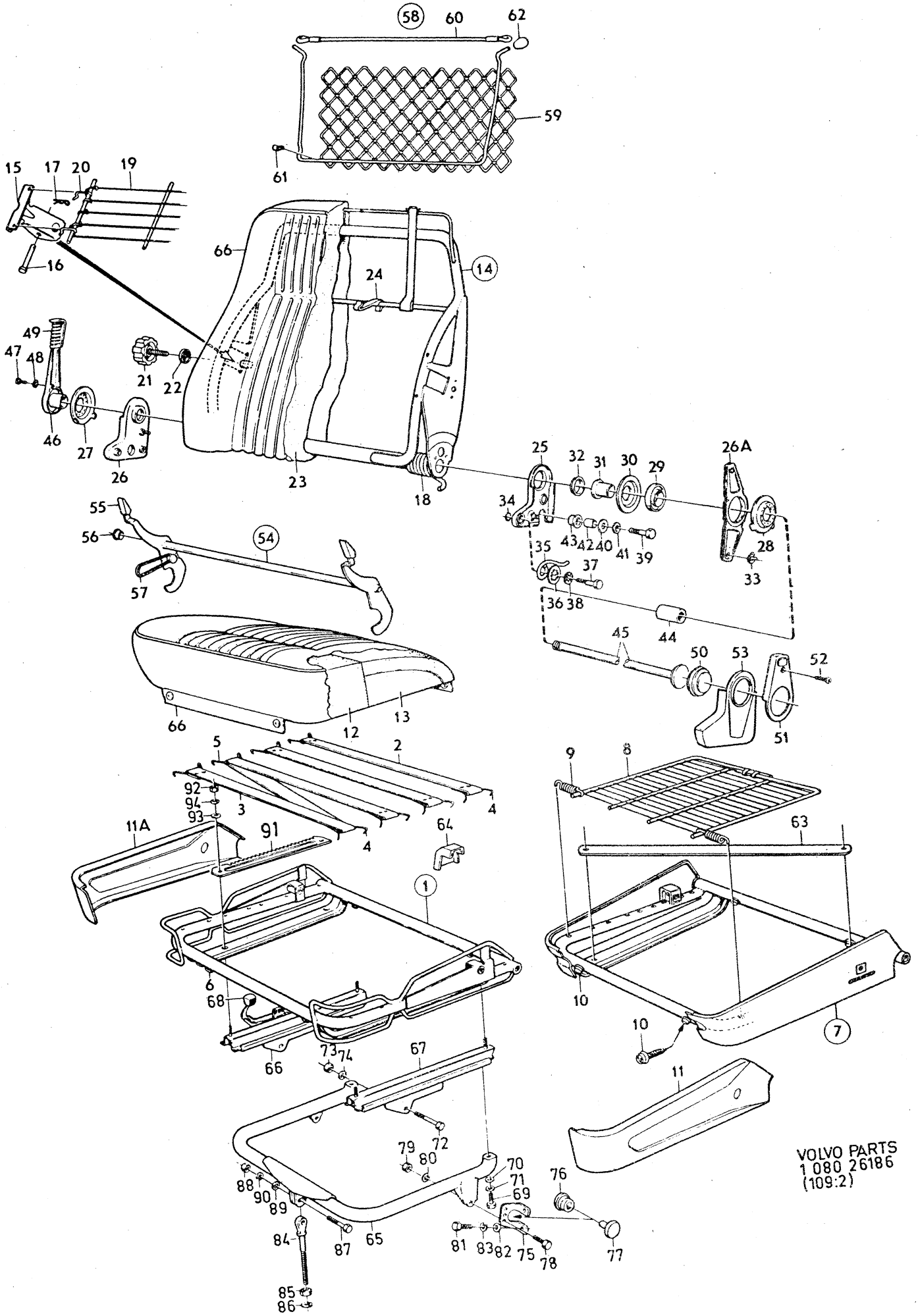
VOLVO PARTS
1 080 26186
(109:2)

Sida / Page	Grupp / Group	Framstolar excl BAS, 145 HT.	Front seats, excl BAS, 145 HT.	Illustration	4200
		142 CH 249930–, 144 CH 263070–	142 CH 249930–, 144 CH 263070–	26186	
398	8	145 CH 103380–	145 CH 103380–	1979–11	

Pos. Fig.	Antal/Quantity				Artikel nr Part No	Benämning	Description	Sats Kit	B P S R	Anmärkning Notes	
83	8	–	–	–	955921-2	Fjäderbricka	Spring washer				3130
84	2	–	–	–	677240-4	Länkskruv	Link screw				3140
85	2	–	–	–	955827-1	Mutter	Nut				3150
86	2	–	–	–	940097-9	Bricka	Washer				3160
87	2	–	–	–	940135-7	Skruv	Bolt				3170
88	2	–	–	–	955826-3	Mutter	Nut				3180
89	2	–	–	–	955894-1	Bricka	Washer				3190
90	2	–	–	–	955921-2	Fjäderbricka	Spring washer				3200
91	1	–	–	–	677268-5	Spärrbricka, V	Catch plate, L				3210
	1	–	–	–	677269-3	Spärrbricka, H	Catch plate, R				3220
92	8	–	–	–	955826-3	Mutter	Nut				[illegible]30
93	8	–	–	–	955894-1	Bricka	Washer				0
94	8	–	–	–	955949-3	Låsbricka	Lock washer				3250

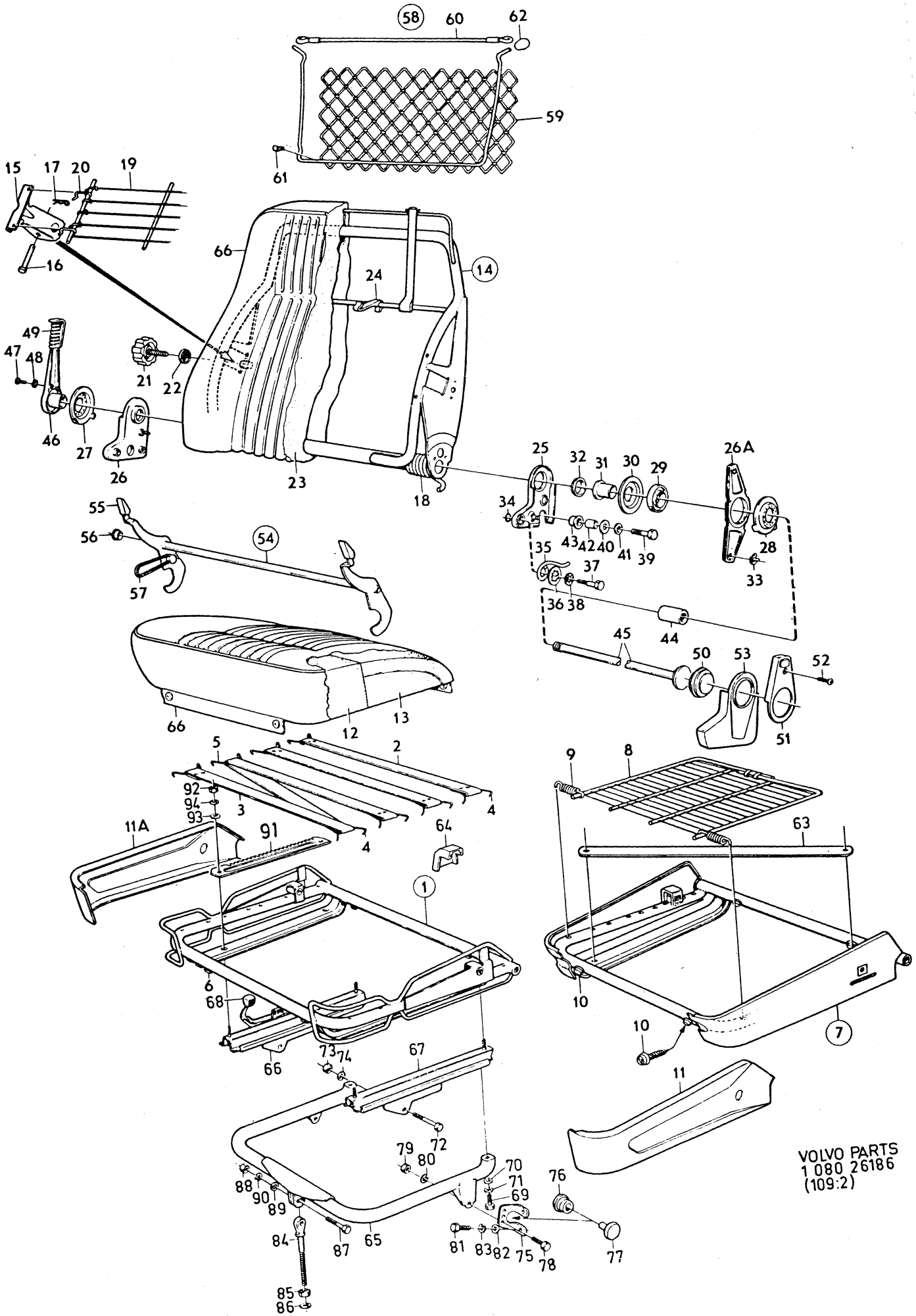
VOLVO PARTS
1 080 26186
(109:2)

Sida Page	Grupp Group	Framstolar BAS, 145 HT	Front seats BAS, 145 HT	Illustration 26202 1979–11	4250
400	8				

	Pos. Fig.	Antal/Quantity				Artikel nr Part No	Benämning	Description	Sats Kit	B P S R	Anmärkning Notes	
		2	–	–	–	1221228-8	Framstol, utan klädsel	Front seat, without cover				1010 1020
	1	2	–	–	–	670992-7	•Sitsram	•Seat frame			142 CH –254399 144 CH –267499 145 CH –106599 ERS AV 1210934–4	1030 1040 1050 1051
	2	2	–	–	–	671118-8	••Resårband	••Elastic band				1060
	3	12	–	–	–	671226-9	••Hake	••Catch				1070
	4	–	–	–	–	94942-0	••Fäste	••Anchorage		8		1080
	5	2	–	–	–	1210934-4	•Sitsram	•Seat frame			142 CH 254400– 144 CH 267500– 145 CH 106600–	1090 1100 1110
	6	2	–	–	–	1210916-1	••Resårmatta	••Cushion				1120
	7	24	–	–	–	1210924-5	••Fjäder	••Spring				1130
	8	12	–	–	–	94942-0	••Fäste	••Anchorage		8		1140
x	9	2	–	–	–	1207958-8	•Stoppning	•Upholstery			(694035)	1150
	10	2	–	–	–	673046-9	•Ryggram	•Squab			142 CH –249929 144 CH –263069 145 CH –103379	1160 1170 1180
	11	4	–	–	–		••Band	••Band		8		1190
	11a	4	–	–	–	1210910-4	••Band	••Band			(672993)	1191
	12	4	–	–	–	669933-4	••Hake	••Catch				1200
	13	2	–	–	–	673026-1	••Bygel	••Brace				1210
	14	2	–	–	–	952717-7	••Bult	••Bolt		8		1220
	15	2	–	–	–	907824-7	••Saxpinne	••Split pin				1230
	16	2	–	–	–	1210940-1	•Ryggram	•Squab			142 CH 249930– 144 CH 263070– 145 CH 103380–	1240 1250 1260
	17	2	–	–	–	673026-1	••Bygel	••Brace				1270
	18	2	–	–	–	952717-7	••Bult	••Bolt		8		1280
	19	2	–	–	–	907821-3	••Saxpinne	••Split pin				1290
	20	2	–	–	–	1210910-4	•Matta	•Mat			142 CH 249930– 144 CH 263070– 145 CH 103380–	1300 1310 1320
	21	4	–	–	–	1210913-8	•Krok	•Hook			142 CH 249930– 144 CH 263070– 145 CH 103380–	1330 1340 1350
	22	2	–	–	–	672977-6	•Ratt	•Knob				1360
	23	2	–	–	–	694339-3	•Stoppning	•Upholstery		8	142 CH–249929 144 CH –263069 145 CH –103379	0 1380 1390
x		2	–	–	–	1207955-4	•Stoppning	•Upholstery			142 CH 249930– 144 CH 263070– 145 CH 103380– (1210932)	1400 1410 1420 21
	24	4	–	–	–	671328-3	•Klammer	•Clip				30
	25	2	–	–	–	670960-4	•Excenteraxel	•Eccentric shaft		8		1440
	26	4	–	–	–	682632-5	•Excenter	•Eccentric				1450
	27	8	–	–	–	671377-0	•Distanshylsa	•Spacer sleeve				1460
	28	4	–	–	–	671376-2	•Gaffellänk	•Yoke link				1470
	29	4	–	–	–	670964-6	•Stödbricka	•Support washer				1480
	30	8	–	–	–	950034-9	•Skruv	•Screw				1490
	31	8	–	–	–	955947-7	•Låsbricka	•Lock washer				1500
	32	8	–	–	–	940145-6	•Mutter	•Nut				1510
	33	2	–	–	–	1210808-0	•Spärraxel	•Catch shaft			(672265)	1550
	34	2	–	–	–	670985-1	••Knopp	••Button				1580
	35	4	–	–	–	670983-6	•Lagerbussning	•Bearing bushing				1590
	36	2	–	–	–	670981-0	•Fjäder, V	•Spring, L				1600
		2	–	–	–	670982-8	•Fjäder, H	•Spring, R				1601
	37	1	–	–	–	671713-6	•Beslag, V	•Fitting, L				2010
		1	–	–	–	671714-4	•Beslag, H	•Fitting, R				2020
	38	8	–	–	–	950254-3	•Skruv	•Screw				2030
	39	8	–	–	–	18891-2	•Låsbricka	•Lock washer				2040

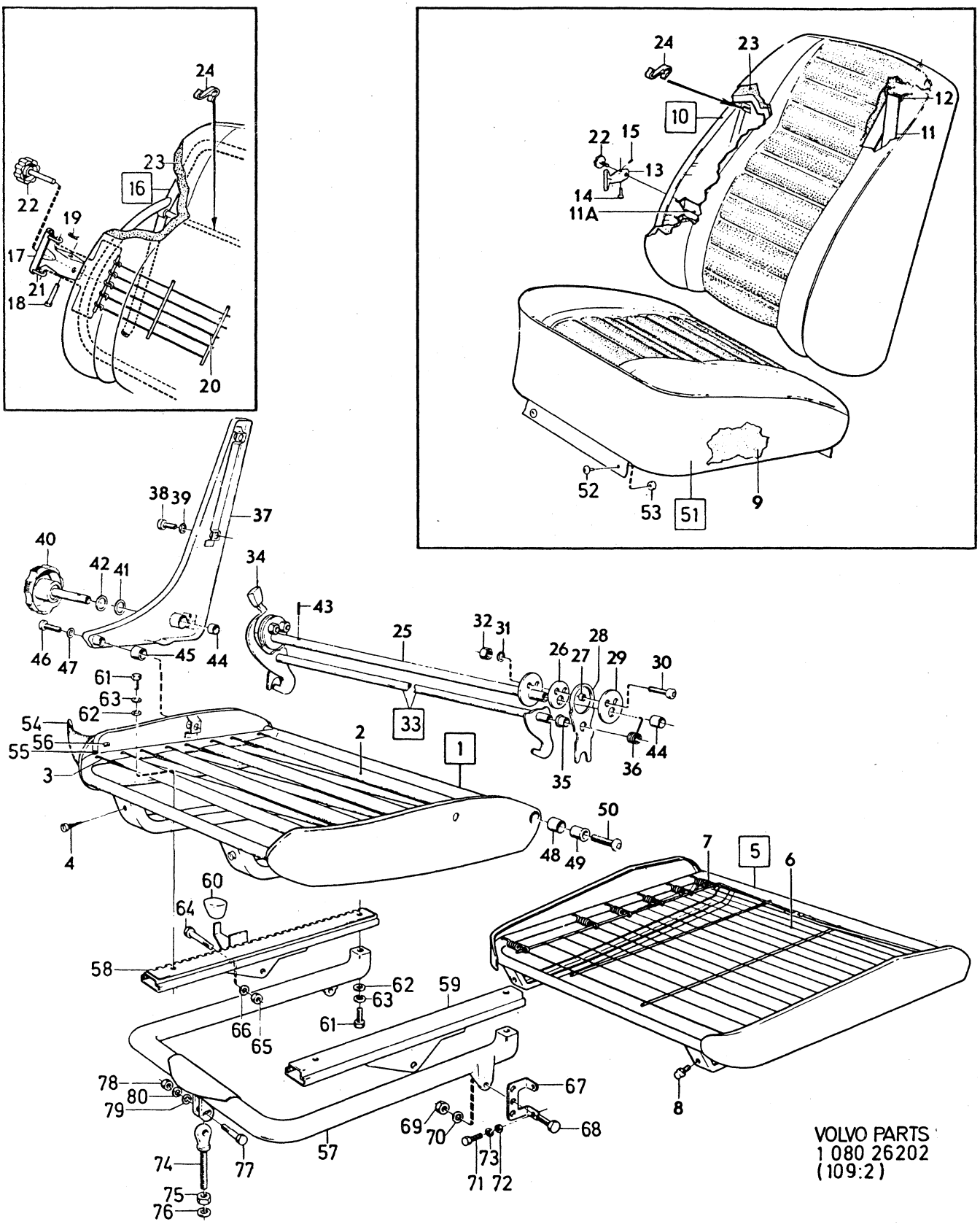

VOLVO PARTS
1 080 26202
(109:2)

Sida / Page	Grupp / Group	Framstolar / Front seats	Illustration
402	8	BAS, 145 HT / BAS, 145 HT	4250 26202 1979–11

Pos. / Fig.	Antal/Quantity				Artikel nr / Part No	Benämning	Description	Sats / Kit	B P S R	Anmärkning / Notes	
40	2	–	–	–	671221-0	•Ratt	•Knob				2050
41	2	–	–	–	940097-9	•Bricka	•Washer				2060
42	2	–	–	–	120680-4	•Fjädrande bricka	•Resilient washer				2070
43	2	–	–	–	907174-7	•Räffelpinne	•Slotted pin				2080
44	4	–	–	–	670978-6	•Lagerbussning	•Bearing bushing				2090
45	4	–	–	–	671715-1	•Distansrör	•Spacer tube				2100
46	4	–	–	–	943291-5	•Skruv	•Screw				2110
47	4	–	–	–	955894-1	•Bricka	•Washer				2120
48	4	–	–	–	670979-4	•Distanshylsa	•Spacer sleeve				2130
49	4	–	–	–	682633-3	•Stödbussning	•Support bushing				2140
50	4				942445-8	• Skruv	• Screw				2160
51	–	–	–	–		Klädsel, kmpl	Cover, cpl			SE INNERKLÄDSEL SEE UPHOLSTERY	2390 2400
52	6	–	–	–	94944-6	•Knopp	•Button				2410
53	6	–	–	–	94945-3	•Hållare	•Retainer				2420
54	–	–	–	–		Klädsel	Cover			METERVARA SE INNERKLÄDSEL SEE UPHOLSTERY	2430 2440
55	4	–	–	–	671994-2	Kantskyddslist	Edge moulding				2460
56	16	–	–	–	942188-4	Clips	Clip				2470
57	1	–	–	–	682949-3	Rörbåge, V	Tubular frame, L				3010
	1	–	–	–	682950-1	Rörbåge, H	Tubular frame, R				3020
58	1	–	–	–	671233-5	Glidskena, V	Adjuster rail, L				3030
	1	–	–	–	671234-3	Glidskena, H	Adjuster rail, R				3040
59	2	–	–	–	671235-0	Glidskena	Adjuster rail				3050
60	2	–	–	–	677770-0	Knopp	Button				3060
61	12	–	–	–	940113-4	Skruv	Screw			TID UTF	3070
	8	–	–	–	945457-0	Mutter	Nut			SEN UTF	3071
62	4	–	–	–	955894-1	Bricka	Washer				3080
63	4	–	–	–	955949-3	Låsbricka	Lock washer				3090
64	4	–	–	–	940161-3	Skruv	Screw				3100
65	4	–	–	–	955826-3	Mutter	Nut				3110
66	4	–	–	–	955949-3	Låsbricka	Lock washer				3120
67	4	–	–	–	682948-5	Konsol	Bracket				3130
68	4	–	–	–	955523-6	Skruv	Screw				3140
69	4	–	–	–	955826-3	Mutter	Nut				3150
70	4	–	–	–	955949-3	Låsbricka	Lock washer				3160
71	6	–	–	–	955524-4	Skruv	Bolt			L 19	3170
	2	–	–	–	940135-7	Skruv	Bolt			L 22	3180
72	2	–	–	–	960141-0	Bricka	Washer				3190
73	8	–	–	–	955921-2	Fjäderbricka	Spring washer				3200
74	2	–	–	–	677240-4	Länkskruv	Link screw				3210
75	2	–	–	–	955827-1	Mutter	Nut				3220
76	2	–	–	–	940097-9	Bricka	Washer				3230
77	2	–	–	–	940135-7	Skruv	Bolt				3240
78	2	–	–	–	955826-3	Mutter	Nut				3250
79	2	–	–	–	955894-1	Bricka	Washer				3260
80	2	–	–	–	955921-2	Fjäderbricka	Spring washer				3270

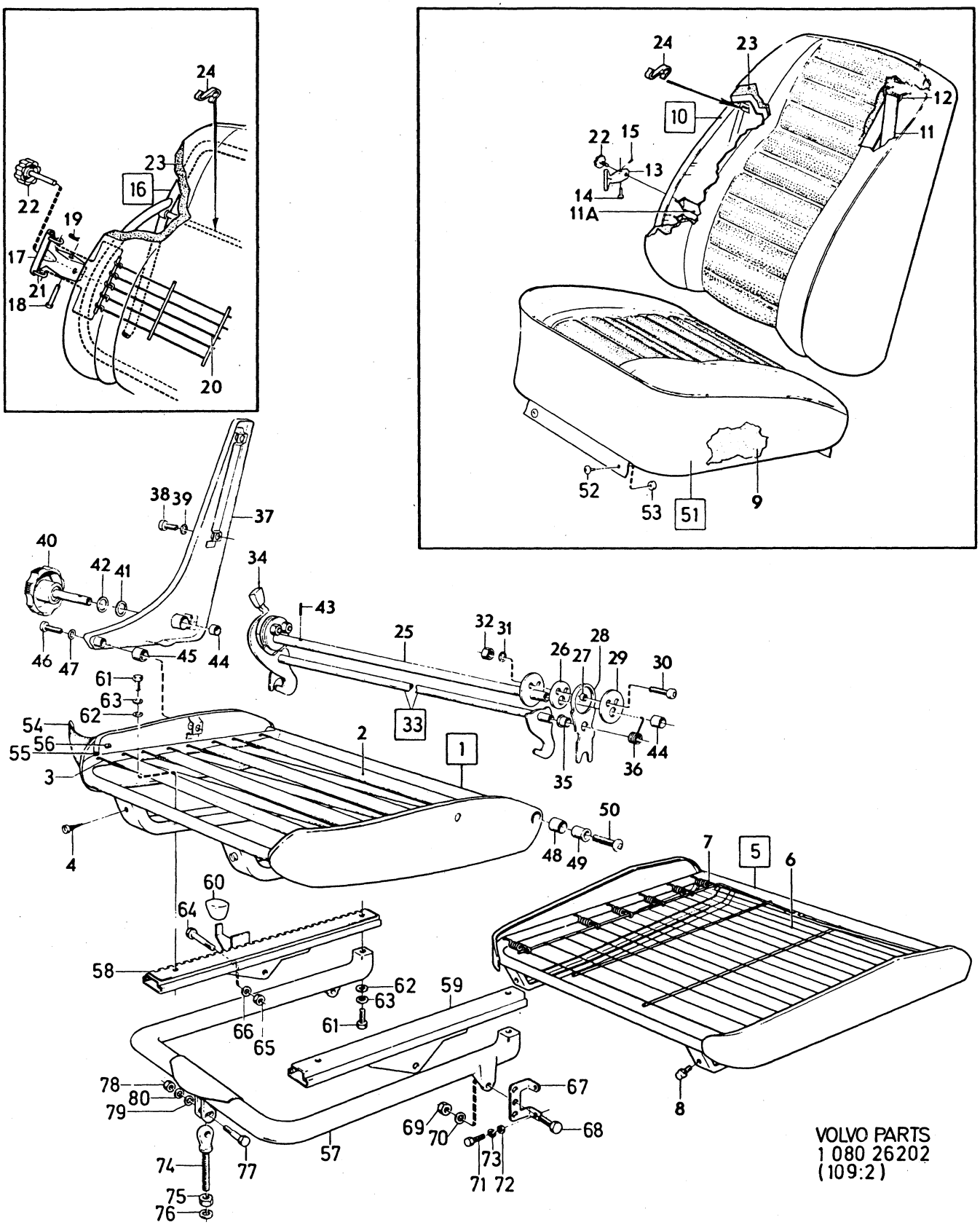

VOLVO PARTS
1 080 26202
(109:2)

Sida Page	Grupp Group	Framsäte	Bench type front seat	Illustration
404	8			4300 26203 1979–11

Pos. Fig.	Antal/Quantity				Artikel nr Part No	Benämning	Description	Sats Kit	BPSR	Anmärkning Notes	
1	–	–	–	–		Sitsram	Seat frame			CH –149187	1010
									8		1020
2	–	–	–	–		•Resårband	•Rubber straps		8		1030
3	2	–	–	–	671114-7	•Hake	•Catch				1040
	8	–	–	–	671226-9	•Hake	•Catch				1050
	6	–	–	–	678796-4	•Hake	•Catch				1060
4	1	–	–	–		Sitsram	Seat frame		8	CH 149188–. (682028)	1070
5	–	–	–	–		•Resårband	•Rubber straps		8		1080
6	13	–	–	–	678796-4	•Hake	•Catch				1090
	1	–	–	–	671114-7	•Hake	•Catch				1100
7	1	–	–	–	678544-8	Panel, V	Panel, L		8		1110
	1	–	–	–	678545-5	Panel, H	Panel, R				0
8	8	–	–	–	679174-3	Fästplugg	Anchorage plug				1130
9	1	–	–	–	677234-7	Rörbåge, V	Tubular frame, L				1140
10	1	–	–	–	677235-4	Rörbåge, H	Tubular frame, R				1150
11	2	–	–	–	677277-6	Glidskena, yttre	Adjuster rail, outer				1160
12	2	–	–	–	678742-8	Glidskena, inre	Adjuster rail, inner		8		1170
13	4	–	–	–	940161-3	Skruv	Screw				0
14	4	–	–	–	955894-1	Bricka	Washer				1190
15	4	–	–	–	955949-3	Låsbricka	Lock washer				1200
16	4	–	–	–	940113-4	Skruv	Bolt				1210
17	4	–	–	–	955826-3	Mutter	Nut				1220
18	4	–	–	–	955949-3	Låsbricka	Lock washer				1230
19	4	–	–	–	677239-6	Konsol	Bracket				1240
20	4	–	–	–	955524-4	Skruv	Bolt				1250
21	4	–	–	–	955826-3	Mutter	Nut				1260
22	4	–	–	–	955921-2	Fjäderbricka	Spring washer				1270
23	6	–	–	–	955524-4	Skruv	Screw			L 19 MM	1280
	2	–	–	–	940135-7	Skruv	Screw			L 20,5 MM	1290
24	2	–	–	–	960141-0	Bricka	Washer				1300
25	8	–	–	–	955921-2	Fjäderbricka	Spring washer				1310
26	2	–	–	–	677240-4	Länkskruv	Link screw				1320
27	2	–	–	–	955827-1	Mutter	Nut				1330
28	2	–	–	–	940097-9	Bricka	Washer				1340
29	2	–	–	–	940135-7	Skruv	Bolt				1350
30	2	–	–	–	955826-3	Mutter	Nut				1360
31	2	–	–	–	955894-1	Bricka	Washer				1370
32	2	–	–	–	955921-2	Fjäderbricka	Spring washer				1380
33	12	–	–	–	955826-3	Mutter	Nut				0
34	12	–	–	–	955894-1	Bricka	Washer				1400
35	12	–	–	–	955949-3	Låsbricka	Lock washer				1410
36	1	–	–	–	678330-2	Spärrhake, V	Catch, L		8	CH–149187	1420
37	1	–	–	–	681742-3	Spärrhake, V	Catch, L		8	CH 149188–	1430
38	1	–	–	–	678343-5	Spärrhake, H	Catch, R		8	CH–149187	1440
39	1	–	–	–	681743-1	Spärrhake, H	Catch, R		8	CH 149188–	1450
40	2	–	–	–	678327-8	Lagerkonsol	Bearing bracket		8		0
41	1	–	–	–	678860-8	Knopp	Button				1470
42	1	–	–	–	667969-0	Låsfjäder	Lock spring				1480
43	1	–	–	–	678823-6	Dragstång, vänstergängad	Pull rod, lh thread		8	CH–149187	1490
44	1	–	–	–	678326-0	Dragstång, högergängad	Pull rod, rh thread		8	CH–149187	1500
45	1	–	–	–	678325-2	Spännhylsa	Tensioner sleeve		8	CH–149187	1510
46	1	–	–	–	955778-6	Mutter	Nut			CH –149187	1520
47	2	–	–	–	676995-4	Klammer	Clamp			CH –149187	1530
48	1	–	–	–	681570-8	Dragstång	Pull rod			CH 149188–	1540
49	1	–	–	–	955778-6	Mutter	Nut			CH 149188–	1550
50	1	–	–	–	676995-4	Klammer	Clamp			CH 149188–	1560
51	1	–	–	–	693506-8	Stoppning	Upholstery		8	(691980)	1570
52	1	–	–	–		Stoppning	Upholstery		8	144 CH –89799	1580
										(693070)	1590
	1	–	–	–	693506-8	Stoppning	Upholstery		8	144 CH 89800– (693070)	1600
53	–	–	–	–		Klädsel	Cover			SE INNERKLÄDSEL	2010
										SEE UPHOLSTERY	2020

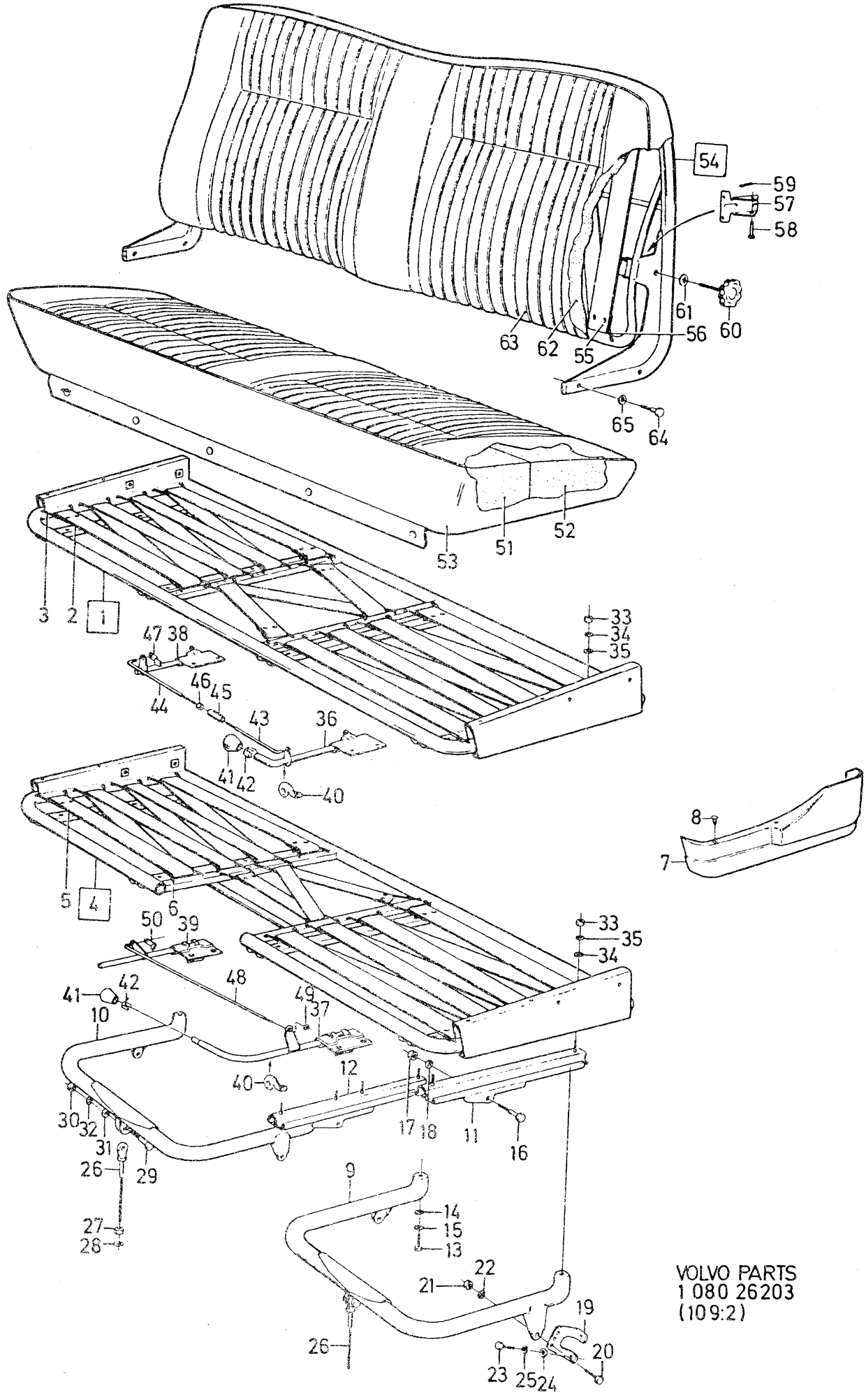

VOLVO PARTS
1 080 26203
(109:2)

Sida Page	Grupp Group	Framsäte	Bench type front seat	Illustration	4300
406	8			26203 1979–11	

Pos. Fig.	Antal/Quantity				Artikel nr Part No	Benämning	Description	Sats Kit	B P S R	Anmärkning Notes	
54	1	–	–	–	678547-1	Ryggram	Squab frame				2030
55	–	–	–	–		•Resårband	•Rubber strap		8		2040
56	6	–	–	–	669933-4	•Hake	•Catch				2050
57	2	–	–	–		•Bygel	•Brace		8		2060
58	2	–	–	–	952714-4	•Bult	•Bolt				2070
59	2	–	–	–	907824-7	•Saxpinne	•Split pin				2080
60	2	–	–	–	678222-1	Ratt	Knob				2090
61	2	–	–	–	678218-9	Bricka	Washer				2100
62	1	–	–	–	693512-6	Stoppning	Upholstery		8	(691981)	2120
63	–	–	–	–		Klädsel	Cover			SE INNERKLÄDSEL SEE UPHOLSTERY	2130
64	4	–	–	–	940162-1	Skruv	Screw				2150
65	4	–	–	–	942336-9	Fjädrande bricka	Spring washer				2160

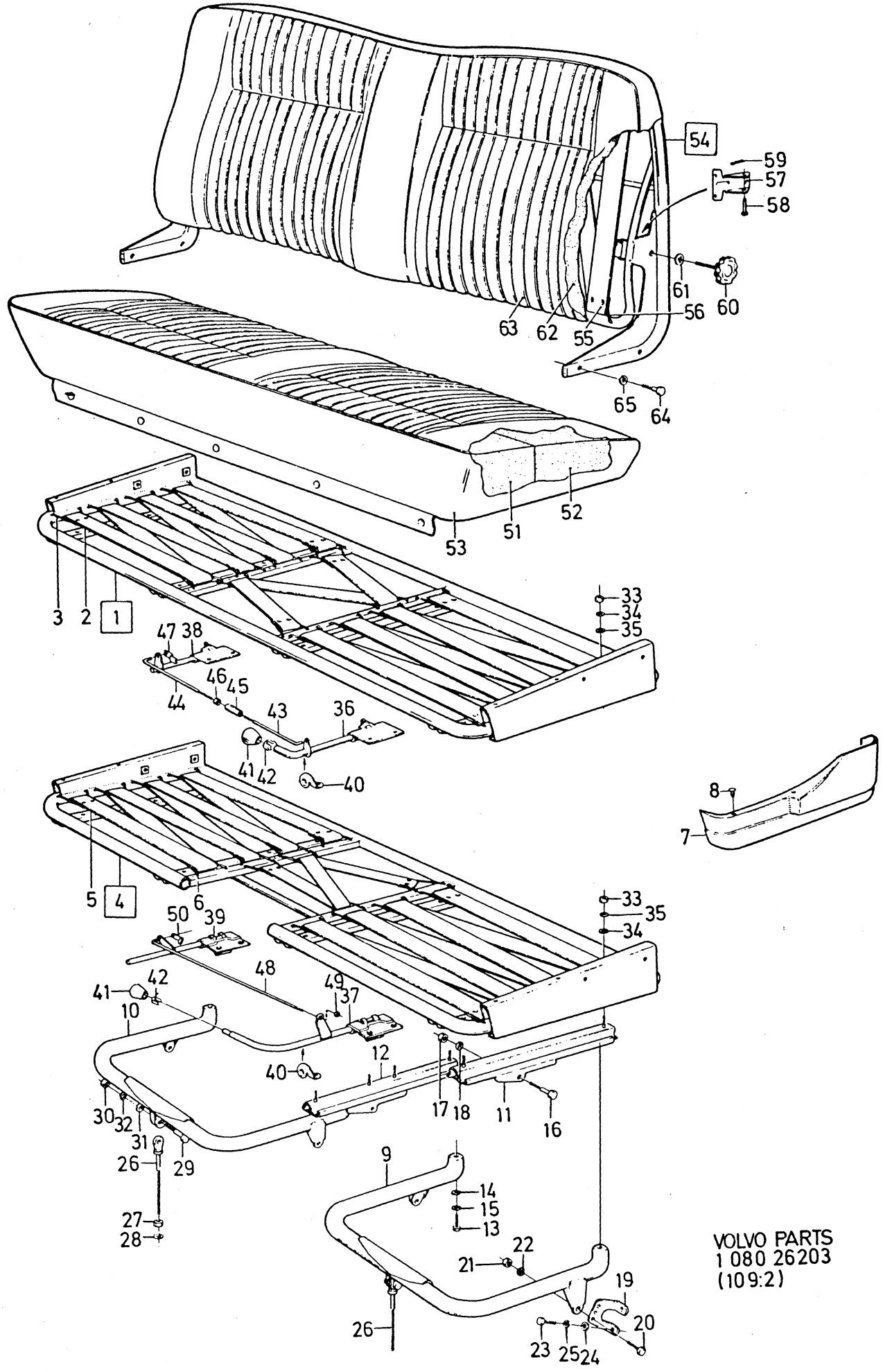

VOLVO PARTS
1 080 26203
(109:2)

Sida Page	Grupp Group	Nackskydd, främre och bakre	Head restraint, front and rear,	Illustration
408	8	142, 144, 145.	142, 144, 145.	4325 26099 1979–11

Pos. Fig.	Antal/Quantity	Artikel nr Part No	Benämning	Description	Sats Kit	BPSR	Anmärkning Notes	
1	2 – – –		Nackskydd	Head restraint			SPEC UTF.	0020
							SE INNERKLÄDSEL	0040
							SEE UPHOLSTERY	0060
	2 – – –	1210882-5	Nackskydd	Head restraint			STD. (680126)	0080
2	4 – – –	673232-5	•Hylsa	•Sleeve				0100
3	320 – – –	686363-3	•Slang	•Hose			4X80	0120
4	– – – –		Klädsel	Cover			SE INNERKLÄDSEL	0140
							SEE UPHOLSTERY	0160
	– – – –		Låsning för nackstöd, kmpl	Head restraint lock unit, cpl		8	142 CH–238873 144 CH–250218 145 CH–93963	0180 0200 0220
5	4 – – –	672021-3	•Styrhylsa	•Guide sleeve				0240
6	4 – – –	672020-5	•Styrhylsa	•Guide sleeve				0260
7	4 – – –	672017-1	•Bricka	•Washer				0280
8	4 – – –	672016-3	•Mutter	•Nut				0300
9	4 – – –	672018-9	•Låshylsa	•Lock sleeve				0320
10	4 – – –	672015-5	•Överfallsmutter	•Cap nut				0340
x 11	4 – – –	1221032-4	Låsning för nackstöd	Head restraint lock unit			142 CH 238874– 144 CH 250219– 145 CH 93964– (688839)	0360 0380 0400 0420
12	2 – – –	282098-3	Nackskydd, bakre, med svart klädsel	Head restraint, rear, with black cover		8	142, 144. ACC	0440 0460
13	– – – –		Klädsel	Cover			SE INNERKLÄDSEL SEE UPHOLSTERY	0480 0500

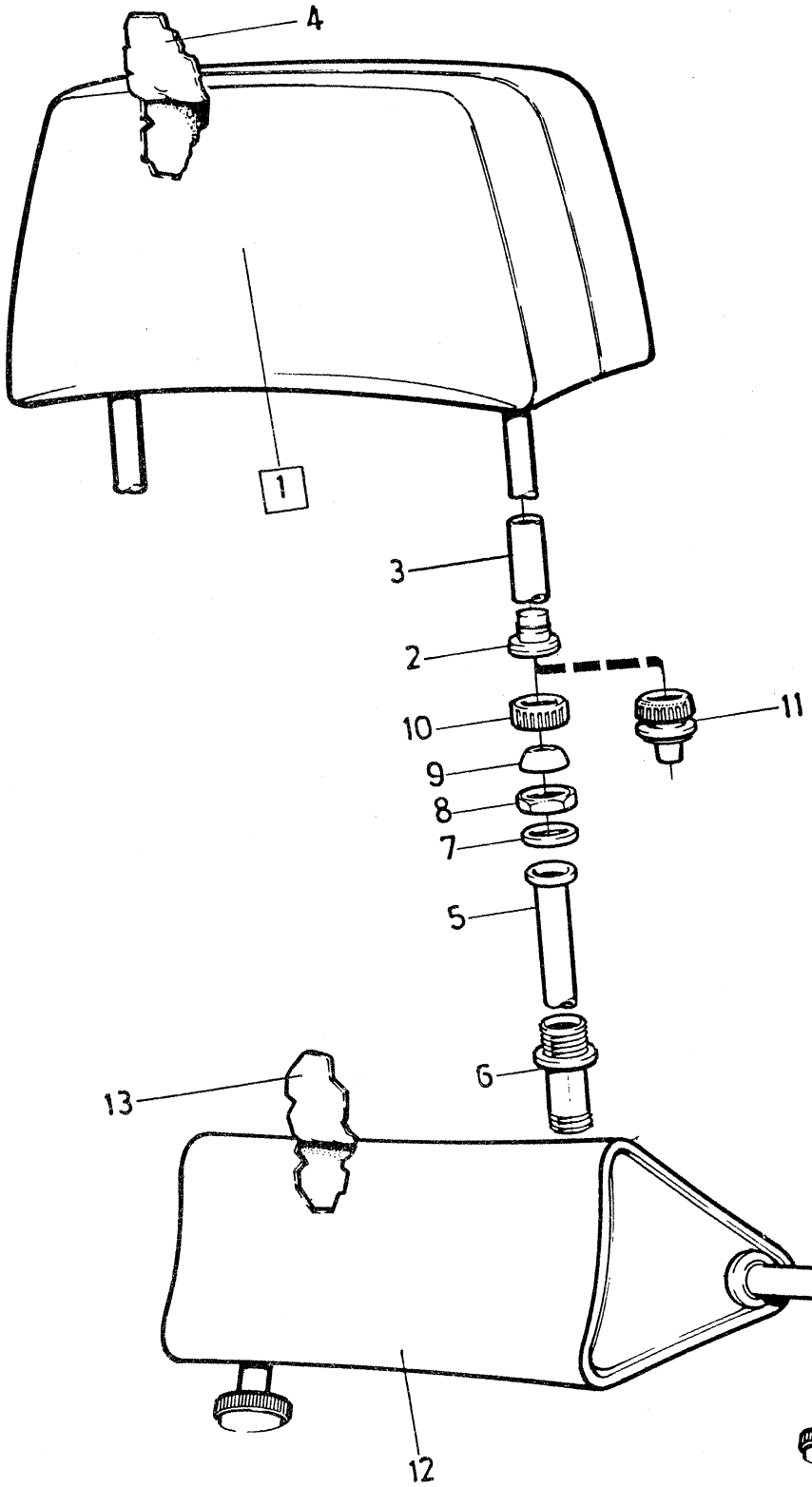

VOLVO PARTS
1 080 26099
(109:1)

Sida Page	Grupp Group	Baksäte med monteringsdetaljer, tid utf.	Rear seat with installation components, early production.	Illustration
410	8	142, 144, excl VENV 144385	142, 144, excl VENV 144385	8503 1979–11

Pos. Fig.	Antal/Quantity				Artikel nr Part No	Benämning	Description	Sats Kit	BPSR	Anmärkning Notes	
	–	–	–	–		Baksäte med monteringsdetaljer	Rear seat with installation components		8	142 OMKR CH–151700 144 OMKR CH–172700	1010 1020 1021
1	1	–	–	–	676638-0	•Resårhus	•Housing			142 CH –52899 ERS AV 1 ST 681728-2 2 ST 682005–4	1030 1040 1050
	1	–	–	–	681728-2	•Resårhus	•Housing			142 CH 52900–	1060
	1	–	–	–	679907-6	•Resårhus	•Housing		8	144 CH–89799	1070
	1	–	–	–	681723-3	•Resårhus	•Housing		8	144 EXCL S–1510, S–1523, CH 89800–	1080 1090
	1	–	–	–	674673-9	•Resårhus	•Housing			144 S–1510, S–1523	1
2	1	–	–	–	693079-6	•Stoppning	•Upholstery		8	142 EXCL BAS (691979)	1120
	1	–	–	–	693904-5	•Stoppning	•Upholstery			142 BAS	1140
	1	–	–	–	691977-3	•Stoppning	•Upholstery		8	144 CH–89799	1150
	1	–	–	–	693076-2	•Stoppning	•Upholstery			144 EXCL 144 S–1510, S–1523, CH 89800–	1160 1170
	1	–	–	–	694016-7	•Stoppning	•Upholstery		8	144 S–1510, S–1523	1
3	–	–	–	–		•Klädsel	•Cover			SE INNERKLÄDSEL SEE UPHOLSTERY	1 1200
4	2	–	–	–	680044-5	•Fäste	•Anchorage			(678111)	1230
5	2	–	–	–	955523-6	•Skruv	•Screw				1260
6	2	–	–	–	960141-0	•Bricka	•Washer				1270
7	2	–	–	–	955949-3	•Låsbricka	•Lock washer				1280
8	1	–	–	–	676428-6	•Resårhus	•Housing			142 EXCL BAS 144 EXCL 144 S–1510, S–1523, S–1550, S–1552	1290 1300 1310
	1	–	–	–	674216-7	•Resårhus	•Housing		8	142 BAS	1320
	1	–	–	–	674741-4	•Resårhus	•Housing		8	144 S–1510, S–1523 S–1550, S–1552	1330 1340
9	1	–	–	–	693083-8	•Stoppning	•Upholstery		8	142 CH–52899 144 CH –89799	1350 1360
	1	–	–	–	693083-8	•Stoppning	•Upholstery		8	142 EXCL BAS CH 52900–. 144 EXCL 144 S–1510, S–1523, S–1550, S–1552, CH 89800–.	1370 1380 1390 1400 1410
	1	–	–	–	674209-2	•Stoppning	•Upholstery		8	142 BAS	1420
	1	–	–	–	694017-5	•Stoppning	•Upholstery		8	144 S–1510, S–1523 S–1550, S–1552	1 14
10	–	–	–	–		•Klädsel	•Cover			SE INNERKLÄDSEL SEE UPHOLSTERY	1450 1460
x 11	1	–	–	–	1224417-4	•Armstöd	•Arm rest			EXCL 142 BAS	1470
12	–	–	–	–		••Gångjärn	••Hinge		8		1480
13	1	–	–	–	691627-4	•Stoppning	•Upholstery			EXCL 142 BAS	14
14	1	–	–	–	691649-8	•Stoppning	•Upholstery			EXCL 142 BAS	1
15	4	–	–	–	950045-5	•Skruv	•Screw			EXCL 142 BAS	1510
16	4	–	–	–	940155-5	•Låsbricka	•Lock washer			EXCL 142 BAS	1520
17	2	–	–	–	677835-1	•Gnisselskydd	•Squeak guard				1530
18	2	–	–	–	679505-8	•Fäste	•Anchorage				1540
19	4	–	–	–	955138-3	•Skruv	•Screw				1550
20	2	–	–	–	682005-4	•Konsol	•Bracket				1560
21	4	–	–	–	190666-8	•Skruv	•Screw				1570

Illustration 4350

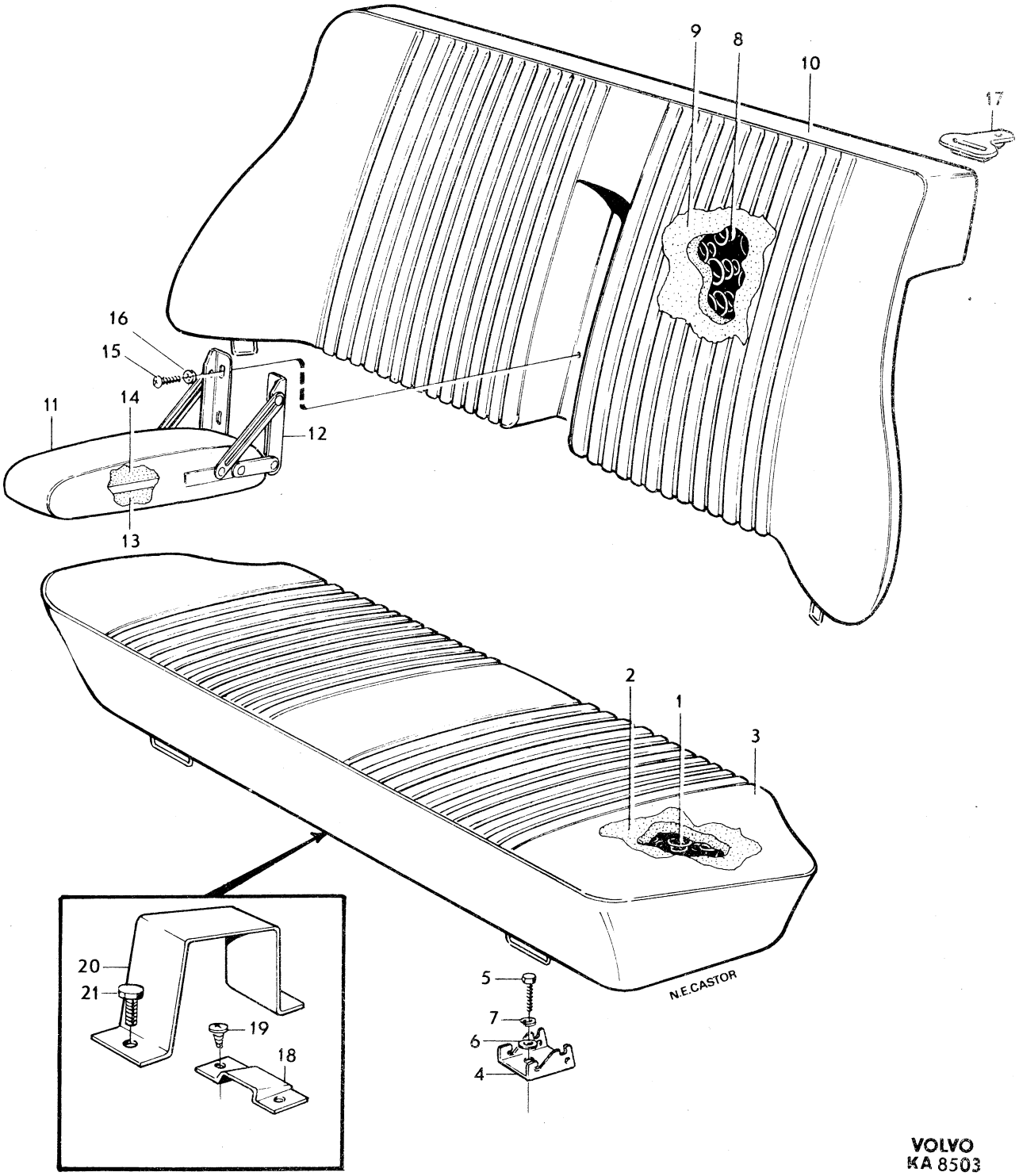

VOLVO
KA 8503

Sida Page	Grupp Group	Baksäte med monteringsdetaljer, sen utf.	Rear seat with installation components, late production.	Illustration 4400
412	8	142, 144 excl VENV 144385	142, 144 excl VENV 144385.	1979–11

Pos. Fig.	Antal/Quantity				Artikel nr Part No	Benämning	Description	Sats Kit	B P S R	Anmärkning Notes	
	–	–	–	–		Baksäte med monteringsdetaljer	Rear seat with installation components			142 OMKR CH 151700– 144 OMKR CH 172700–	1010 1020 1021
1	1	–	–	–	686812-9	•Resårhus	•Housing			142 CH –178959	1030
	1	–	–	–	686816-0	•Resårhus	•Housing			142 CH 178960–, 144 STD	1040
	1	–	–	–	649259-9	•Resårhus	•Housing			144 SPEC UTF S–1600, S–1603, S–1604, S–1606, S–1636, S–1654	1050 1060 1070
2	1	–	–	–	686565-3	•Stoppning	•Upholstery		8	142 EXCL 142 BAS	1080
	1	–	–	–	686569-5	•Stoppning	•Upholstery		8	142 BAS CH–178959	1090
	1	–	–	–	685549-8	•Stoppning	•Upholstery			144 STD, EXCL 144 BAS (686563)	1100 1110
	1	–	–	–	695215-4	•Stoppning	•Upholstery		8	142 BAS CH 178960– 144 BAS 144 SPEC UTF S–1600, S–1603, S–1604, S–1606, S–1636, S–1654, S–1700	1120 1130 1140 1150 1160
3	–	–	–	–		•Klädsel	•Upholstery			SE INNERKLÄDSEL SEE UPHOLSTERY	1170 1180
4	2	–	–	–	687030-7	•Fäste	•Anchorage				1190
5	2	–	–	–	955523-6	•Skruv	•Screw				1200
6	2	–	–	–	960141-0	•Bricka	•Washer				1210
7	2	–	–	–	955949-3	•Låsbricka	•Lock washer				1220
8	1	–	–	–	686808-7	•Resårhus	•Housing			STD EXCL BAS, GRAND LUXE	1230 1240
	1	–	–	–	686810-3	•Resårhus	•Housing			BAS	1250
	1	–	–	–	682982-4	•Resårhus	•Housing			GRAND LUXE ERS AV 1 ST 1207731–9, 2 ST 680538–6, 2 ST 1207626–1, 4 ST 955122–7.	1260 1261 1262 1263 1264
	1	–	–	–	674741-4	•Resårhus	•Housing		8	144 SPEC UTF S–1600, S–1603, S–1604, S–1606, S–1636, S–1654	1270 1280 1290
9	1	–	–	–	685551-4	•Stoppning	•Upholstery			STD (686567) EXCL BAS, GRAND LUXE	1300 1310 1320
	1	–	–	–	686571-1	•Stoppning	•Upholstery		8	BAS EXCL 142 BAS VENV	1330
	1	–	–	–	686620-6	•Stoppning	•Upholstery		8	142 BAS VENV	1340
	1	–	–	–	692829-5	•Stoppning, V	•Upholstery, L			GRAND LUXE	1350
	1	–	–	–	692830-3	•Stoppning, H	•Upholstery, R			GRAND LUXE	1360
	1	–	–	–	649497-5	•Stoppning	•Upholstery		8	144 SPEC UTF S–1600, S–1603, S–1604, S–1606, S–1636, S–1654	1370 1380 1390
10	–	–	–	–		•Klädsel	•Cover			SE INNERKLÄDSEL SEE UPHOLSTERY	1400 1410
x 11	1	–	–	–	1224417-4	•Armstöd	•Arm rest			EXCL BAS, GRAND LUXE	1420
	1	–	–	–	680533-7	•Armstöd	•Armrest			GRAND LUXE	1430
12	–	–	–	–		••Gångjärn	••Hing		8		1440
13	1	–	–	–	691627-4	•Stoppning	•Upholstery			EXCL BAS, GRAND LUXE	1450
	1	–	–	–	692429-4	•Stoppning	•Upholstery		8	GRAND LUXE	1460
14	1	–	–	–	691649-8	•Stoppning	•Upholstery			EXCL BAS, GRAND LUXE	1470
	1	–	–	–	692812-1	•Stoppning	•Upholstery		8	GRAND LUXE	1480
15	4	–	–	–	950045-5	•Skruv	•Screw			EXCL BAS	1490
16	4	–	–	–	940155-5	•Låsbricka	•Lock washer			EXCL BAS	1500
17	2	–	–	–	677835-1	•Gnisselskydd	•Squeak guard				1510
18	2	–	–	–	687047-1	•Konsol	•Bracket				1520
19	4	–	–	–	190666-8	•Skruv	•Screw				1530
20	4	–	–	–	941906-0	•Fjädrande bricka	•Resilient washer				1540

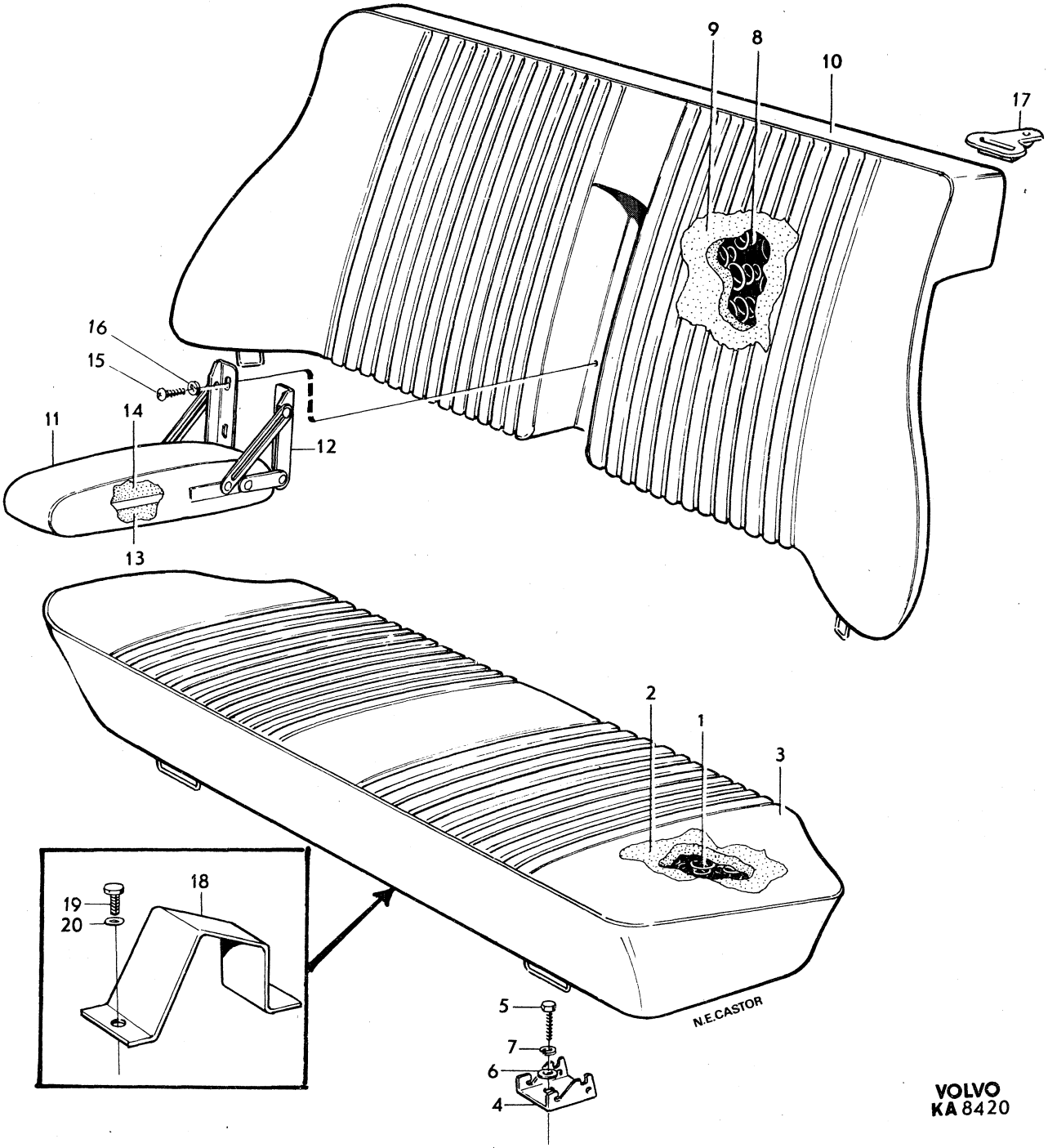

VOLVO
KA 8420

Sida / Page	Grupp / Group	Baksäte / Rear seat	Illustration	4450
414	8	VENV 144385 / VENV 144385	6566	
			1979–11	

Pos. Fig.	Antal/Quantity				Artikel nr Part No	Benämning	Description	Sats Kit	B P S R	Anmärkning Notes	
1	1	–	–	–	680400-9	Resårhus	Housing			144 OMKR CH–172700	1010
	1	–	–	–	686816-0	Resårhus	Housing			144 OMKR CH 172700–	1020
2	1	–	–	–	692826-1	Stoppning	Upholstery		8	144 OMKR CH–172700	1030
	1	–	–	–	686575-2	Stoppning	Upholstery			144 OMKR CH 172700–	1040
3	–	–	–	–		Klädsel	Cover			SE INNERKLÄDSEL	1050
										SEE UPHOLSTERY	1060
4	2	–	–	–	680044-5	Fäste	Anchorage			144 OMKR CH–172700	1070
	2	–	–	–	687030-7	Fäste	Anchorage			144 OMKR CH 172700–	1080
5	2	–	–	–	955523-6	Skruv	Screw				1090
6	2	–	–	–	960141-0	Bricka	Washer				1100
7	2	–	–	–	955949-3	Låsbricka	Lock washer				1110
8	2	–	–	–	682982-4	Resårhus	Housing			ERS AV 1 ST 1207731–9,	1120
										2 ST 680538–6,	1121
										2 ST 1207626–1,	1122
										4 ST 955122–7.	1123
9	1	–	–	–	692829-5	Stoppning, V	Upholstery, L				1130
	1	–	–	–	692830-3	Stoppning, H	Upholstery, R				1140
10	–	–	–	–		Klädsel	Cover			SE INNERKLÄDSEL	1150
										SEE UPHOLSTERY	1160
11	1	–	–	–	680533-7	Armstöd	Arm rest				1170
12	–	–	–	–		•Gångjärn	•Hinge		8		1180
13	1	–	–	–	692429-4	Stoppning	Upholstery		8		1190
14	1	–	–	–	692812-1	Stoppning	Upholstery		8		1200
15	–	–	–	–		Klädsel	Cover			SE INNERKLÄDSEL	1210
										SEE UPHOLSTERY	1220
16	4	–	–	–	950045-5	Skruv	Screw				1230
17	4	–	–	–	940155-5	Låsbricka	Lock washer				1240
18	2	–	–	–	677835-1	Gnisselskydd	Squeak guard				1250

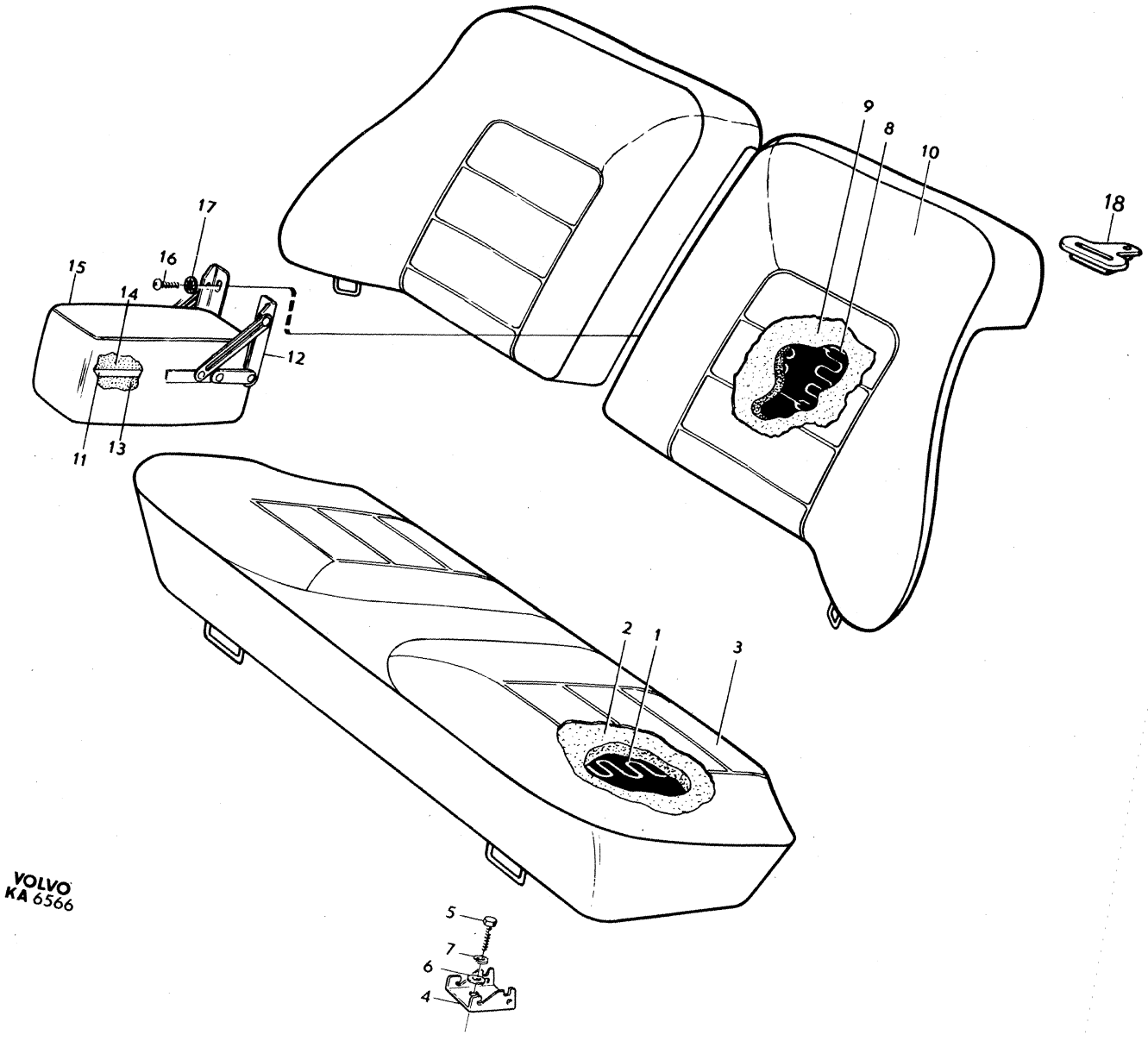
VOLVO
KA 6566
1
2
3
4
5
6
7
8
9
10
11
12
13
14
15
16
17
18

Sida Page	Grupp Group	Baksäte 145 HV	Rear seat 145 HV	Illustration 26205 1979–11	4500
416	8				

Pos. Fig.	Antal/Quantity				Artikel nr Part No	Benämning	Description	Sats Kit	BPSR	Anmärkning Notes	
1	–	–	–	–		Dyna	Seat		8		1010
2	1	–	–	–	677859-1	•Resårhus	•Housing			CH –144114 EXCL	1020
										142759–142873,	1030
										143939–143973	1040
	1	–	–	–	1204605-8	•Resårhus	•Housing			CH 144115– INCL	1050
										142759–142873,	1060
										143939–143973	1070
3	1	–	–	–	674685-3	•Stoppning	•Upholstery				1080
4	–	–	–	–		•Ram	•Frame		8		1100
5	2	–	–	–	677876-5	•Gångjärnshalva	•Hinge half				1110
6	6	–	–	–	950047-1	•Skruv	•Screw				1120
7	6	–	–	–	941906-0	•Fjädrande bricka	•Resilient washer				30
8	2	–	–	–	677801-3	•Konsol	•Bracket				1140
9	4	–	–	–	950049-7	•Skruv	•Scre				1150
10	4	–	–	–	955893-3	•Bricka	•Washer				1160
11	4	–	–	–	941906-0	•Fjädrande bricka	•Resilient washer				1170
12	2	–	–	–	672119-5	•Skyddsplåt	•Protector plate			TID UTF	1180
13	4	–	–	–	955161-5	•Skruv	•Screw			TID UTF	90
14	2	–	–	–	679489-5	•Kåpa	•Casing				200
15	2	–	–	–	677863-3	•Skyddsplåt	•Protector plate				1210
16	8	–	–	–	955174-8	•Skruv	•Screw			L 16	1220
	4	–	–	–	955176-3	•Skruv	•Screw			L 22	1230
17	2	–	–	–	679873-0	•Gummibuffert	•Rubber cushion				1240
18	2	–	–	–	955141-7	•Skruv	•Screw				1250
18a	2	–	–	–	941907-8	•Fjädrande bricka	•Resilient washer				1260
19	2	–	–	–	955892-5	•Bricka	•Washer				1270
19a	1	–	–	–	692289-2	•Matta	•Mat		8	CH–61599	1280
	1	–	–	–	694674-3	•Matta	•Mat		8	CH 61600–95331	1290
	1	–	–	–	697267-3	•Matta	•Mat		8	CH 95332–103379	1300
	1	–	–	–	697268-1	•Matta	•Mat		8	CH 103380–142758	1310
										142874–143938,	1320
										143974–144114	1330
										KOMB 857, 862	1340
	1	–	–	–	697575-9	•Matta	•Mat		8	CH 144115– INCL	1350
										142759–142873,	1360
										143939–143973	1370
										KOMB 857, 862	1380
	1	–	–	–	697269-9	•Matta	•Mat		8	CH 103380–142758,	1390
										142874–143938,	90
										143974–144114	1410
										KOMB 858, 863, 896	1420
	1	–	–	–	697576-7	•Matta	•Mat		8	CH 144115– INCL	1430
										142759–142873,	1440
										143939–143973	1450
										KOMB 858, 863, 896	1460
	1	–	–	–	697270-7	•Matta	•Mat		8	CH 103380–142758,	70
										142874–143938,	1480
										143974–144114	1490
										KOMB 860, 865, 867, 868	1500
	1	–	–	–	697577-5	•Matta	•Mat			CH 144115– INCL	1510
										142759–142873,	1520
										143939–143973	1530
										KOMB 860, 865, 867, 868	1540
20	–	–	–	–		Klädsel	Cover			SE INNERKLÄDSEL	1550
										SEE UPHOLSTERY	1560
21	1	–	–	–	677873-2	Gejd, V	Guide, L				2010
	1	–	–	–	677874-0	Gejd, H	Guide, R				2020
22	2	–	–	–	955523-6	Skruv	Screw				2030
23	2	–	–	–	955894-1	Bricka	Washer				2040
24	2	–	–	–	941907-8	Fjädrande bricka	Resilient washer				2050
25	2	–	–	–	955523-6	Skruv	Screw				2060
26	2	–	–	–	955893-3	Bricka	Washer				2070
26a	2	–	–	–	941907-8	Fjädrande bricka	Resilient washer				2080

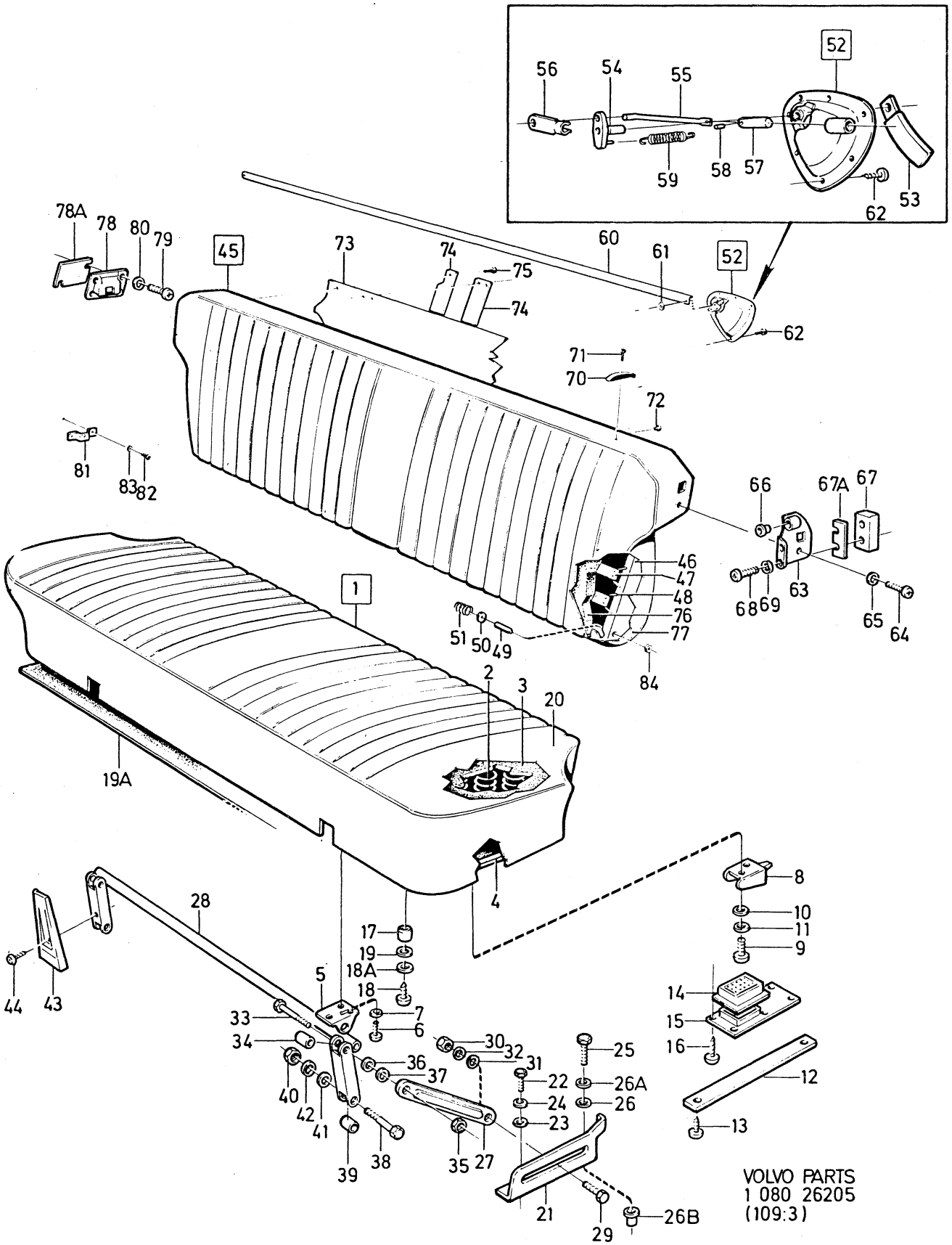

VOLVO PARTS
1 080 26205
(109:3)

Sida Page	Grupp Group	Baksäte 145 HV	Rear seat 145 HV	Illustration 26205 1979–11	4500
418	8				

Pos. Fig.	Antal/Quantity				Artikel nr Part No	Benämning	Description	Sats Kit	B P S R	Anmärkning Notes	
26b	2	–	–	–	942330-2	Nitmutter	Rivet nut				2090
27	2	–	–	–	677877-3	Länkarm	Link arm				2100
28	1	–	–	–	677884-9	Hävarm	Lever				2110
29	2	–	–	–	943099-2	Skruv	Screw				2120
30	2	–	–	–	955825-5	Mutter	Nut				2130
31	2	–	–	–	955893-3	Bricka	Washer				2140
32	2	–	–	–	941906-0	Fjädrande bricka	Resilient washer				2150
33	2	–	–	–	943278-2	Skruv	Screw				2160
34	–	–	–	–		Distansrör	Spacer tube		8	TID UTF	2170
35	2	–	–	–	955825-5	Mutter	Nut				2180
36	2	–	–	–	955893-3	Bricka	Washer				2190
37	2	–	–	–	941906-0	Fjädrande bricka	Resilient washer				2200
38	2	–	–	–	940180-3	Skruv	Screw				2210
39	–	–	–	–		Distansrör	Spacer tube		8	TID UTF	2220
40	2	–	–	–	955825-5	Mutter	Nut				2230
41	2	–	–	–	955893-3	Bricka	Washer				2240
42	2	–	–	–	941906-0	Fjädrande bricka	Resilient washer				2250
43	2	–	–	–	679738-5	Skyddskåpa	Cap				2260
44	2	–	–	–	955126-8	Skruv	Screw				2270
45	1	–	–	–	677975-5	Rygg	Backrest			ERS AV 1 ST 1264246–8,	2280
										2 ST 1264603–0,	2281
										1 ST 1207903–4,	2282
										1 ST 1207904–2,	2283
										2 ST 1207850–7,	2284
										4 ST 1207905–9.	2285
46	–	–	–	–		•Ryggplåt	•Backrest plating		8		2290
47	–	–	–	–		•Resårband	•Rubber band		8		2300
48	8	–	–	–	671114-7	•Hake	•Hook				2310
49	1	–	–	–	669214-9	•Gångjärnspinne	•Hinge pin				2320
50	1	–	–	–	951671-7	•Spårryttare	•Circlip				2330
51	1	–	–	–	669169-5	•Fjäder	•Spring				2340
52	1	–	–	–	677994-6	•Handtag med kåpa, V	•Handle with casing, L				2350
	1	–	–	–	677995-3	•Handtag med kåpa, H	•Handle with casing, R				2360
53	–	–	–	–		••Handtag	••Handle		8		2370
54	–	–	–	–		••Låsvred	••Lock knob		8		2380
55	2	–	–	–	678012-6	••Tryckstång	••Push rod				2390
56	2	–	–	–	677999-5	••Klammer	••Clamp				2400
57	2	–	–	–	678013-4	••Kolv	••Piston				2410
58	2	–	–	–	950500-9	••Pinne	••Pin				2420
59	2	–	–	–	678010-0	••Fjäder	••Spring				2430
60	1	–	–	–	678009-2	•Länkarm	•Link arm				2440
61	2	–	–	–	191695-6	•Låsbricka	•Circlip				2450
62	14	–	–	–	955174-8	•Skruv	•Screw				2460
63	1	–	–	–	678129-8	•Låsbleck, V	•Striker plate, L			CH –9199	3010
										ERS AV 1 ST 680056–9,	3011
										1 ST 680052–8	3012
	1	–	–	–	680056-9	•Låsbleck, V	•Striker plate, L			CH 9200–	3020
	1	–	–	–	678130-6	•Låsbleck, H	•Striker plate, R			CH –9199	3030
										ERS AV 1 ST 680057–7,	3031
										1 ST 680053–6.	3032
	1	–	–	–	680057-7	•Låsbleck, H	•Striker plate, R			CH 9200–	3040
64	4	–	–	–	950058-8	•Skruv	•Screw				3050
65	4	–	–	–	941907-8	•Fjädrande bricka	•Resilient washer				3060
66	2	–	–	–	677803-9	•Styrhylsa	•Guide sleeve				3070
67	2	–	–	–	678131-4	•Dämpare	•Damper				3080
67a	ERF	–	–	–	684306-4	•Justermellanlägg	•Shim				3090
68	4	–	–	–	950020-8	•Skruv	•Screw				3100
69	4	–	–	–	941905-2	•Fjädrande bricka	•Resilient washer				3110
70	2	–	–	–	681315-8	•Glidsko	•Sliding block				3120
71	2	–	–	–	955176-3	•Skruv	•Screw				3130
72	1	–	–	–	666629-1	•Plugg	•Plug				3140
x 73	1	–	–	–	1211350-2	Golvplatta	Floor plate			HT (686897)	3150
74	6	–	–	–	686901-0	Trälist	Wooden strip			HT	3160

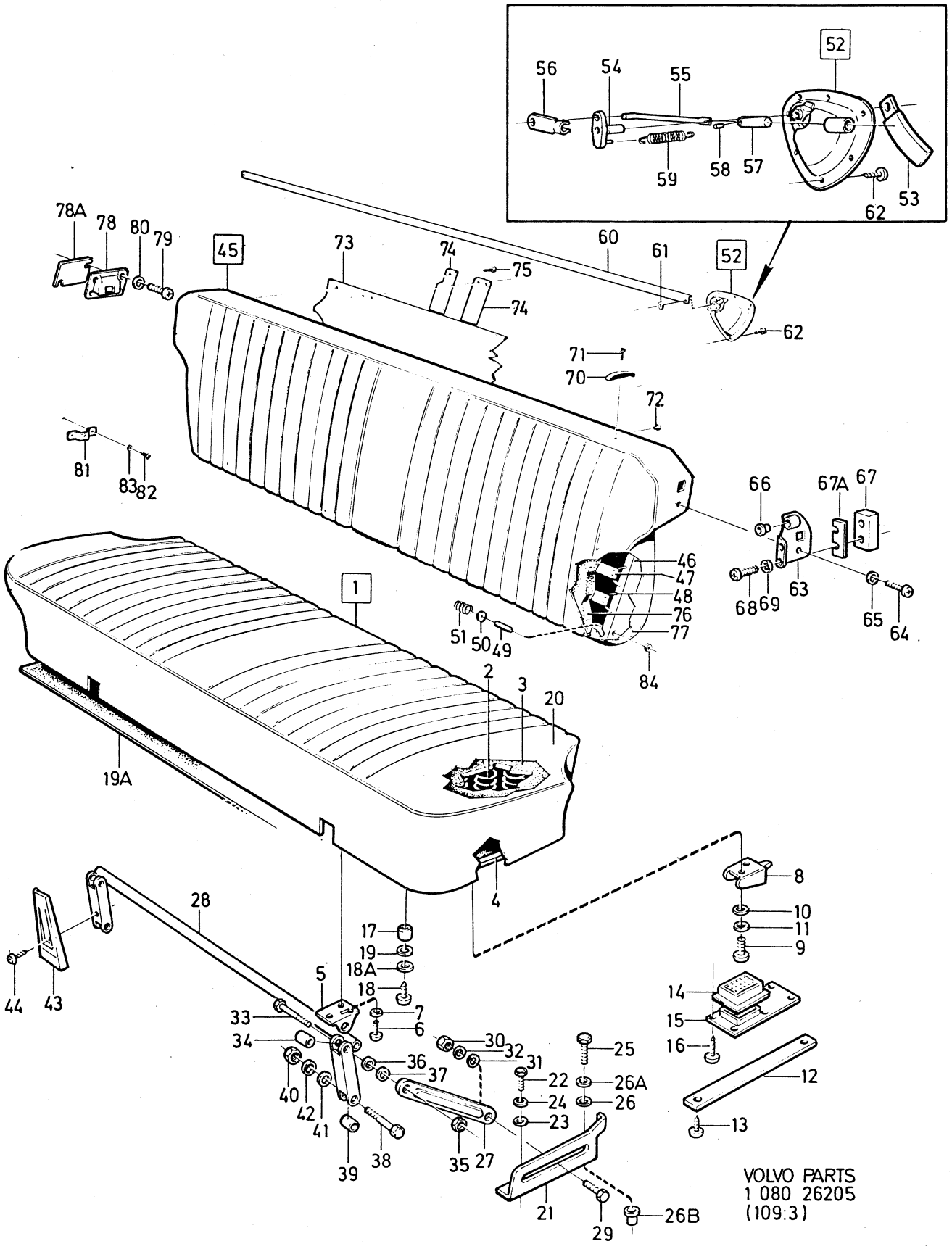

VOLVO PARTS
1 080 26205
(109:3)

Sida / Page	Grupp / Group	Baksäte	Rear seat	Illustration	4500
420	8	145 HV	145 HV	26205 1979–11	

Pos. / Fig.	Antal/Quantity				Artikel nr / Part No	Benämning	Description	Sats / Kit	B P S R	Anmärkning / Notes	
75	32	–	–	–	955157-3	Skruv	Screw			HT	3170
76	1	–	–	–	685503-5	Stoppning	Upholstery			NT	3180
	1	–	–	–	674768-7	Stoppning	Upholstery		8	HT	3190
77	–	–	–	–		Klädsel	Cover			SE INNERKLÄDSEL	3200
										SEE UPHOLSTERY	3210
78	1	–	–	–	678014-2	Spärrhus, V	Catch housing, L			CH –9199	3220
	1	–	–	–	680052-8	Spärrhus, V	Catch housing, L			CH 9200–	3230
	1	–	–	–	678015-9	Spärrhus, H	Catch housing, R			CH –9199	3240
	1	–	–	–	680053-6	Spärrhus, H	Catch housing, R			CH 9200–	3250
78a	1	–	–	–	686958-0	Mellanlägg	Spacer				3260
79	4	–	–	–	950058-8	Skruv	Screw				[illegible]0
80	4	–	–	–	941907-8	Fjädrande bricka	Resilient washer				[illegible]0
81	2	–	–	–	677799-9	Konsol	Bracket				3290
82	4	–	–	–	955522-8	Skruv	Screw				3300
83	4	–	–	–	955949-3	Låsbricka	Lock washer				3310
84	3	–	–	–	678197-5	Distansbricka	Spacer				3320

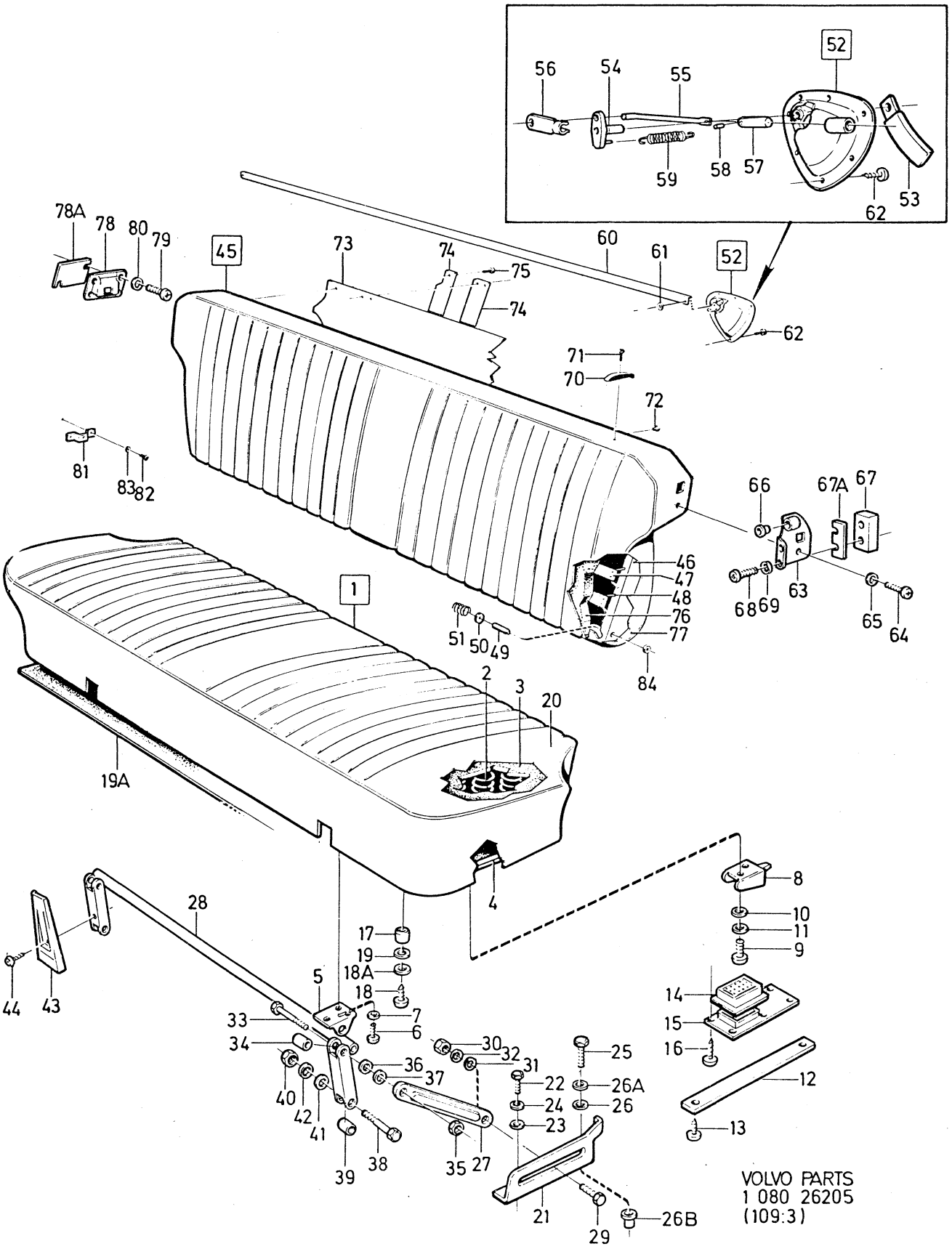

VOLVO PARTS
1 080 26205
(109:3)

Sida / Page 422 | Grupp / Group 8 | Tätningspluggar / Seal plugs | Illustration 4550 9577 1979–11

Pos. Fig.	Antal/Quantity				Artikel nr Part No	Benämning	Description	Sats Kit	BPSR	Anmärkning Notes	
1	4	–	–	–	676301-5	Tätningsbricka	Seal washer			142 CH –281394	1010
										144 CH –293334	1011
										145 CH –124625	1012
	4	–	–	–	1211880-8	Tätningsbricka	Seal washer			142 CH 281395–	1013
										144 CH 293335–	1014
										145 CH 124626–	1015
2	10	–	–	–	676453-4	Tätningsplugg	Seal plug			142	1020
	8	–	–	–	676453-4	Tätningsplugg	Seal plug			144	1030
3	4	–	–	–	676452-6	Tätningsplugg	Seal plug				1040
4	1	–	–	–	676420-3	Tätningsplåt	Escutcheon plug			BW35, RV, TID UTF	1050
5	2	–	–	–	958236-2	Skruv	Screw			BW35, RV, TID UTF	[illegible]
6	1	–	–	–	662594-1	Tätningsplugg	Seal plug			BW35 TID UTF	1070
x 7	4	–	–	–	1211785-9	Tätningsplugg	Seal plug			(682955) VST.	1080
x 8	3	–	–	–	677337-8	Tätningsplugg	Seal plug			HST. B20E.	1090
9	4	–	–	–	677232-1	Tätningsplugg	Seal plug			HST	1100
10	1	–	–	–	659808-0	Tätningsplugg	Seal plug			HST TID UTF	1110
11	1	–	–	–	662054-6	Tätningsplugg	Seal plug			HST	[illegible]
12	1	–	–	–	87992-4	Tätningsplugg	Seal plug			HST	[illegible]
13	1	–	–	–	941269-3	Tätningsplugg	Seal plug			D 33	1140
	1	–	–	–	680035-3	Tätningsplugg	Seal plug			D 36	1150
	1	–	–	–	680036-1	Tätningsplugg	Seal plug			D 19	1160
14	1	–	–	–	679379-8	Tätningsplugg	Seal plug			HST	1170
15	6	–	–	–	94081-7	Tätningsplugg	Seal plug				1180
15a	2	–	–	–	679759-1	Tätningsplugg	Seal plug				1190
16	2	–	–	–	90416-9	Tätningsplugg	Seal plug				1200
17	8	–	–	–	346509-3	Tätningsplugg	Seal plug				1210
18	2	–	–	–	659918-7	Tätningsplugg	Seal plug				1220
19	2	–	–	–	677233-9	Tätningsplugg	Seal plug			144, 145	1230
20	2	–	–	–	677232-1	Tätningsplugg	Seal plug				1240
21	2	–	–	–	656921-4	Tätningsplugg	Seal plug			144, 145	1250
22	6	–	–	–	677055-6	Tätningsplugg	Seal plug			TID UTF	1260
23	1	–	–	–	941269-3	Tätningsplugg	Seal plug			BW35, HST, D33	1270
24	2	–	–	–	682621-8	Tätningsplugg	Seal plug				1280
25	2	–	–	–	683024-4	Tätningsplugg	Seal plug		8		1290
26	2	–	–	–	683946-8	Tätningsplugg	Seal plug				1291

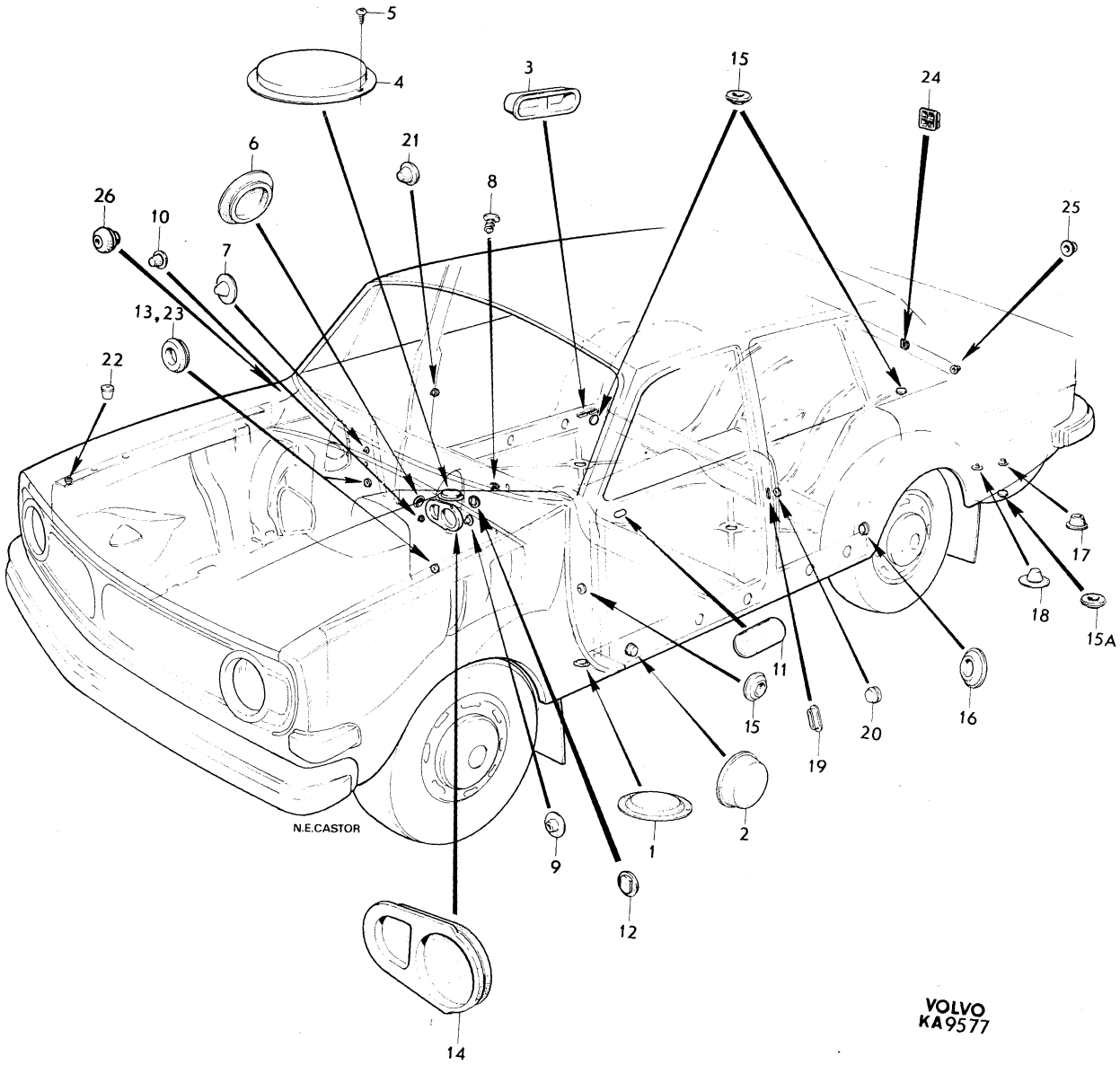
5
4
3
15
24
6
21
8
26
10
7
25
13,23
22
17
18
15A
11
15
20
16
19
2
1
9
12
14
N.E.CASTOR
VOLVO
KA9577

Sida / Page	Grupp / Group	Färg	Enamel	Illustration	4600
424	8	färgkod 19, 42, 46, 62–1	colour codes 19, 42, 46, 62–1	5210 1979–11	

	Pos. Fig.	Antal/Quantity 19	42	46	62–1	Artikel nr Part No	Benämning	Description	Sats Kit	B P S R	Anmärkning Notes	
	1	–	–	–	–		Färg, lufttorkande, 1 kg	Enamel, air drying, 1 kg				1010
		1	–	–	–	79982-5	•Svart	•Black				1020
		–	1	–	–	279256-2	•Californiavit	•Ivory				1030
		–	–	1	–	279266-1	•Röd	•Red				1040
		–	–	–	1	282300-3	•Taxigul	•Taxi yellow				1050
		–	–	–	–		Färg, ugnstorkande vid	Enamel, 80 degrees				1060
							80 grader, 1 kg	stoving, 1 kg				1070
		1	–	–	–	279082-2	•Svart	•Black				1080
		–	1	–	–	279254-7	•Californiavit	•Ivory				1090
		–	–	1	–	279264-6	•Röd	•Red				1100
		–	–	–	1	282302-9	•Taxigul	•Taxi yellow				1110
	2	–	–	–	–		Färg,	Enamel,				1120
							lufttorkande, 0,1 kg	air drying, 0.1 kg				1130
		1	–	–	–	79933-8	•Svart	•Black				1140
		–	1	–	–	279255-4	•Californiavit	•Ivory				1150
		–	–	1	–	279265-3	•Röd	•Red				1160
		–	–	–	1		•Taxi gul	•Taxi yellow		8	(282301)	1170
	3	–	–	–	–		Färg,	Enamel,				1180
							lufttorkande, 0,03 kg	air drying, 0.03 kg				1190
x		1	–	–	–	283476-0	•Svart	•Black			(277020)	1200
x		–	1	–	–	283478-6	•Californiavit	•Ivory			(277024)	1210
x		–	–	1	–	283479-4	•Röd	•Red			(277025)	1220
	4	–	–	–	–		Färg, sprayförpackning	Enamel, spray can				1230
							lufttorkande, 0,37 kg	air drying, 0.37 kg				1240
		1	–	–	–	277925-4	•Svart	•Black				1250
		–	1	–	–	277927-0	•Californiavit	•Ivory				1260
		–	–	1	–	277928-8	•Röd	•Red				1270
	5	–	–	–	–		Färg, sprayförpackning	Enamel, spray can				1280
							lufttorkande, 0,13 kg	air drying, 0.13 kg				1290
		1	–	–	–	277500-5	•Svart	•Black				1300
		–	1	–	–	277502-1	•Californiavit	•Ivory				1310
		–	–	1	–	277503-9	•Röd	•Red				1320



1



2



3



4



5

VOLVO
KA 5210

Sida / Page	Grupp / Group	Färg	Enamel	Illustration	4650
426	8	färgkod 79, 79–1, 94, 95	colour codes 79, 79–1, 94, 95	5210	
				1979–11	

Pos. Fig.	Antal/Quantity 79	79–1	94	95	Artikel nr Part No	Benämning	Description	Sats Kit	B P S R	Anmärkning Notes	
1	–	–	–	–		Färg, lufttorkande 1 kg	Enamel, air drying, 1 kg				1010
	1	–	–	–	277343-0	•Pärlvit	•Pearl white				1020
	–	1	–	–	277434-7	•Pärlvit	•Pearl white				1030
	–	–	1	–	281061-2	•Mörkgrön	•Dark green				1040
	–	–	–	1	281073-7	•Ljusblå	•Light blue				1050
	–	–	–	–		Färg, ugnstorkande vid 80 grader, 1 kg	Enamel, 80 degrees stoving, 1 kg				1060 1070
	1	–	–	–	277345-5	•Pärlvit	•Pearl white		8		1080
	–	1	–	–	277436-2	•Pärlvit	•Pearl white		8		1090
	–	–	1	–	281062-0	•Mörkgrön	•Dark green		8		1100
	–	–	–	1	281074-5	•Ljusblå	•Light blue		8		1
2	–	–	–	–		Färg, lufttorkande, 0,1 kg	Enamel, air drying, 0.1 kg				1 1130
	1	–	–	–	277344-8	•Pärlvit	•Pearl white				1140
	–	1	–	–	277435-4	•Pärlvit	•Pearl white				1150
	–	–	1	–	281060-4	•Mörkgrön	•Dark green				1160
	–	–	–	1	281072-9	•Ljusblå	•Light blue				1
3	–	–	–	–		Färg, lufttorkande, 0,03 kg	Enamel, air drying, 0.03 kg				1 1190
x	1	1	–	–	283482-8	•Pärlvit	•Pearl white			(277346)	1200
x	–	–	1	–	283488-5	•Mörkgrön	•Dark green			(281063)	1210
x	–	–	–	1	283489-3	•Ljusblå	•Light blue			(281075)	1220
4	–	–	–	–		Färg, sprayförpackning lufttorkande, 0,37 kg	Enamel, spray can air drying, 0.37 kg				1230 1240
	1	1	–	–	277935-3	•Pärlvit	•Pearl white				1250
	–	–	1	–	281065-3	•Mörkgrön	•Dark green				1260
	–	–	–	1	281077-8	•Ljusblå	•Light blue				1270
5	–	–	–	–		Färg, sprayförpackning, lufttorkande, 0,13 kg	Enamel, spray can air drying, 0.13 kg				1280 1290
	1	1	–	–	277510-4	•Pärlvit	•Pearl white				1300
	–	–	1	–	281064-6	•Mörkgrön	•Dark green				1310
	–	–	–	1	281076-0	•Ljusblå	•Light blue				1320



1



2



3



4



5

VOLVO
KA 5210

Sida Page	Grupp Group	Färg	Enamel	Illustration	4700
428	8	färgkod 95–1, 96, 97, 98	colour codes 95–1, 96, 97, 98	5210 1979–11	

	Pos. Fig.	Antal/Quantity 95–1	96	97	98	Artikel nr Part No	Benämning	Description	Sats Kit	B P S R	Anmärkning Notes	
	1	–	–	–	–		Färg, lufttorkande 1 kg	Enamel, air drying, 1 kg				1010
		1	–	–	–	281143-8	•Ljusblå	•Light blue				1020
		–	1	–	–	281067-9	•Mörkblå	•Dark blue				1030
		–	–	1	–	281186-7	•Gul	•Yellow				1040
		–	–	–	1	281192-5	•Grå	•Grey				1050
		–	–	–	–		Färg, ugnstorkande vid	Enamel, 80 degrees				1060
							80 grader, 1 kg	stoving, 1 kg				1070
		1	–	–	–	281144-6	•Ljusblå	•Light blue		8		1080
		–	1	–	–	281068-7	•Mörkblå	•Dark blue		8		1090
		–	–	1	–	281188-3	•Gul	•Yellow		8		1100
		–	–	–	1	281194-1	•Grå	•Grey		8		1110
	2	–	–	–	–		Färg,	Enamel,				1120
							lufttorkande, 0,1 kg	air drying, 0.1 kg				1130
		1	–	–	–	281142-0	•Ljusblå	•Light blue		8		1140
		–	1	–	–	281066-1	•Mörkblå	•Dark blue				1150
		–	–	1	–	281187-5	•Gul	•Yellow				1160
		–	–	–	1	281193-3	•Grå	•Grey		8		1170
		–	–	–	–		Färg,	Enamel,				1180
							lufttorkande, 0,03 kg	air drying, 0.03 kg				1190
×	3	1	–	–	–	283489-3	•Ljusblå	•Light blue			(281075)	1200
×		–	1	–	–	283490-1	•Mörkblå	•Dark blue			(281069)	1210
×		–	–	1	–	283491-9	•Gul	•Yellow			(281191)	1220
×		–	–	–	1	283492-7	•Grå	•Grey			(281197)	1230
	4	–	–	–	–		Färg, sprayförpackning,	Enamel, spray can				1240
							lufttorkande, 0,37 kg	air drying, 0.37 kg				1250
		1	–	–	–	281077-8	•Ljusblå	•Light blue				1260
		–	1	–	–	281071-1	•Mörkblå	•Dark blue				1270
		–	–	1	–	281189-1	•Gul	•Yellow				1280
		–	–	–	1	281195-8	•Grå	•Grey				1290
	5	–	–	–	–		Färg, sprayförpackning	Enamel, spray can				1300
							lufttorkande, 0,13 kg	air drying, 0.13 kg				1310
		1	–	–	–	281076-0	•Ljusblå	•Light blue				1320
		–	1	–	–	281070-3	•Mörkblå	•Dark blue				1330
		–	–	1	–	281190-9	•Gul	•Yellow				1340
		–	–	–	1	281196-6	•Grå	•Grey				1350



1



2



3



4



5

VOLVO
KA 5210

Sida Page	Grupp Group	Färg	Enamel	Illustration	4750
		färgkod 99, 100, 101, 102	colour codes 99, 100, 101, 102	8416	
430	8			1979–11	

Pos. Fig.	Antal/Quantity 99	100	101	102	Artikel nr Part No	Benämning	Description	Sats Kit	B P S R	Anmärkning Notes	
1	–	–	–	–		Färg, lufttorkande, 1 kg	Enamel, air drying, 1 kg				1010
	1	–	–	–	281480-4	•Mellanblå	•Medium blue				1020
	–	1	–	–	282136-1	•Gul	•Yellow				1030
	–	–	1	–	282142-9	•Grå	•Grey				1040
	–	–	–	–		Färg, ugnstorkande vid	Enamel, 80 degrees				1050
						80 grader, 1 kg	staving, 1 kg				1060
	1	–	–	–	281482-0	•Mellanblå	•Medium blue		8		1070
	–	1	–	–	282138-7	•Gul	•Yellow		8		1080
	–	–	1	–	282144-5	•Grå	•Grey		8		1090
	–	–	–	–		Färg, grundmetallic	Enamel, primer				1100
	–	–	–	1	282190-8	•Blå–metallic	•Blue–metallic				1110
	–	–	–	1	282192-4	•Förtunning, 0,5 kg	•Thinner, 0.5 kg				1120
	–	–	–	–		Klarlack,	Unpigmented enamel,				1130
						lufttorkande	air drying				1140
x	–	–	–	1	1277029-3	•Klarlack, 1 kg	•Unpigmented			(282195)	1150
							enamel, 1 kg				1151
x	–	–	–	1	1277070-7	•Förtunning, 0.5 kg	•Thinner, 0.5 kg			(282197)	1160
	–	–	–	1	282196-5	•Härdare, 0,5 kg	•Hardener, 0.5 kg				1170
	–	–	–	–		Klarlack, ugnstorkande	Unpigmented enamel,				1180
						vid 80 grader	80 degrees stoving				1190
x	–	–	–	1	1277029-3	•Klarlack, 1 kg	•Unpigmented			(282193)	1200
							enamel, 1 kg				1201
	–	–	–	1	277299-4	•Förtunning, 5 kg	•Thinner, 5 kg				1210
x	–	–	–	1	1277011-1	•Katalysator, 5 cl	•Catalyst, 5 cl			(282194)	1220
2	–	–	–	–		Färg	Enamel,				1230
						lufttorkande, 0,1 kg	air drying, 0.1 kg				1240
	1	–	–	–	281481-2	•Mellanblå	•Medium blue				1250
	–	1	–	–	282137-9	•Gul	•Yellow				1260
	–	–	1	–	282143-7	•Grå	•Grey				1270
3	–	–	–	–		Färgpenna	Touch–up enamel				1280
x	1	–	–	–	283493-5	•Mellanblå	•Medium blue			(281485)	1290
x	–	1	–	–	283494-3	•Gul	•Yellow			(282141)	1300
x	–	–	1	–	283495-0	•Grå	•Grey			(282147)	1310
x	–	–	–	1	283496-8	•Blå–metallic	•Blue–metallic			(282153)	1320
4	–	–	–	–		Färg, sprayförpackning,	Enamel, spray can,				1330
						lufttorkande, 0,37 kg	air drying, 0.37 kg				1340
	1	–	–	–	281483-8	•Mellanblå	•Medium blue				1350
	–	1	–	–	282139-5	•Gul	•Yellow				1360
	–	–	1	–	282145-2	•Grå	•Grey				1370
	–	–	–	1	282151-0	•Blå–metallic	•Blue–metallic				1380
5	–	–	–	–		Färg, sprayförpackning,	Enamel, spray can,				1390
						lufttorkande, 0,13 kg	air drying, 0.13 kg				1400
	1	–	–	–	281484-6	•Mellanblå	•Medium blue				1410
	–	1	–	–	282140-3	•Gul	•Yellow				1420
	–	–	1	–	282146-0	•Grå	•Grey				1430
	–	–	–	1	282152-8	•Blå–metallic	•Blue–metallic				1440



1



2



3



4



5

VOLVO
KA 8416

Sida Page	Grupp Group	Färg	Enamel	Illustration	4800
		färgkod 104, 105, 107, 108	colour codes	8416	
432	8		104, 105, 107, 108	1979–11	

Pos. Fig.	Antal/Quantity 104	105	107	108	Artikel nr Part No	Benämning	Description	Sats Kit	B P S R	Anmärkning Notes	
1	–	–	–	–		Färg, lufttorkande, 1 kg	Enamel, air drying, 1 kg				1010
	1	–	–	–	282280-7	•Turkos	•Turquoise				1020
	–	–	1	–	282476-1	•Solgul	•Sun yellow				1030
	–	–	–	1	282482-9	•Safirblå	•Saphire blue				1040
	–	–	–	–		Färg ugnstorkande vid	Enamel, 80 degrees				1050
						80 grader, 1 kg	stoving, 1 kg				1060
	1	–	–	–	282282-3	•Turkos	•Turqvoise		8		1070
	–	–	1	–	282478-7	•Solgul	•Sun yellow		8		1080
	–	–	–	1	282484-5	•Safirblå	•Saphire blue		8		1090
	–	–	–	–		Färg, grundmetallic	Enamel, primer				1100
	–	1	–	–	282286-4	•Guld–metallic, 1 kg	•Gold metallic, 1 kg			CODE 105	1110
	–	1	–	–	282852-3	•Guld–metallic, 1 kg	•Gold metallic, 1 kg			CODE 105–2	11
	–	1	–	–	282192-4	•Förtunning, 0,5 kg	•Thinner, 0.5 kg				1120
	–	–	–	–		Klarlack,	Unpigmented enamel,				1130
						lufttorkande	air drying				1140
x	–	1	–	–	1277029-3	•Klarlack, 1 kg	•Unpigmented			(282195)	1150
							enamel, 1 kg				1151
x	–	1	–	–	1277030-1	•Förtunning 0.5 kg	•Thinner, 0.5 kg			(282197)	30
	–	1	–	–	282196-5	•Härdare, 0,5 kg	•Hardener, 0.5 kg				1170
	–	–	–	–		Klarlack, ugnstorkande	Unpigmented enamel,				1180
						vid 80 grader	80 degrees stoving				1190
x	–	1	–	–	1277029-3	•Klarlack, 1 kg	•Unpigmented			(282193)	1200
							enamel 1 kg				1201
	–	1	–	–	277299-4	•Förtunning, 5 kg	•Thinner, 5 kg				1210
x	–	1	–	–	1277011-1	•Katalysator, 5 cl	•Catalyst, 5 cl			(282194)	1220
2	–	–	–	–		Färg,	Enamel,				1230
						lufttorkande, 0,1 kg	air drying, 0.1 kg				1240
	1	–	–	–	282281-5	•Turkos	•Turquoise				1250
	–	–	1	–	282477-9	•Solgul	•Sun yellow				1260
	–	–	–	1	282483-7	•Safirblå	•Saphire blue				1270
3	–	–	–	–		Färgpenna	Touch–up enamel				1280
x	1	–	–	–	283498-4	•Turkos	•Turqvoise			(282285)	1290
x	–	1	–	–	283499-2	•Guld–metallic	•Gold–metallic			(282289)	1300
x	–	–	1	–	283500-7	•Solgul	•Sun yellow			(282481)	1310
x	–	–	–	1	283501-5	•Safirblå	•Saphire blue			(282487)	1320
4	–	–	–	–		Färg, sprayförpackning,	Enamel, spray can,				1330
						lufttorkande, 0,37 kg	air drying, 0.37 kg				1340
	1	–	–	–	282283-1	•Turkos	•Turquoise				1350
	–	1	–	–	282287-2	•Guld–metallic	•Gold metallic				0
	–	–	1	–	282479-5	•Solgul	•Sun yellow				1370
	–	–	–	1	282485-2	•Safirblå	•Saphire blue				1380
5	–	–	–	–		Färg, sprayförpackning,	Enamel, spray can,				1390
						lufttorkande, 0,13 kg	air drying, 0.13 kg				1400
	1	–	–	–	282284-9	•Turkos	•Turquoise				1410
	–	1	–	–	282288-0	•Guld–metallic	•Gold metallic				1420
	–	–	1	–	282480-3	•Solgul	•Sun yellow				30
	–	–	–	1	282486-0	•Safirblå	•Saphire blue				1440



1



2



3

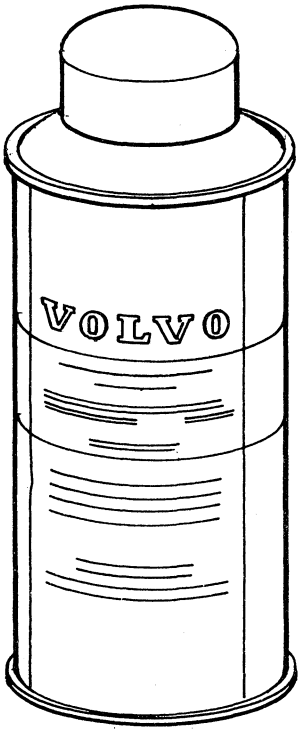

4



5

VOLVO
KA 8416

Sida Page	Grupp Group	Färg	Enamel	Illustration	4850
		färgkod 109, 110, 111	colour codes 109, 110, 111	8416	
434	8			1979–11	

	Pos. Fig.	Antal/Quantity 109	110	111		Artikel nr Part No	Benämning	Description	Sats Kit	B P S R	Anmärkning Notes	
	1	–	–	–	–		Färg, lufttorkande, 1 kg	Enamel, air drying, 1 kg				1010
		1	–	–	–	282488-6	•Oceangrön	•Ocean green				1020
		–	1	–	–	282494-4	•Cypressgrön	•Cypress green				1030
		–	–	–	–		Färg, ugnstorkande vid 80 grader, 1 kg	Enamel, 80 degrees stoving, 1 kg				1040 1050
		1	–	–	–	282490-2	•Oceangrön	•Ocean green		8		1060
		–	1	–	–	282496-9	•Cypressgrön	•Cypress green		8		1070
		–	–	–	–		Färg, grundmetallic	Enamel, primer				1080
		–	–	1	–	282853-1	•Ljusblå, 1 kg	•Light blue, 1 kg			(282472) CODE 111	1090
		–	–	1	–	282853-1	•Ljusblå, 1 kg	•Light blue, 1 kg			CODE 111–2	1091
		–	–	1	–	282192-4	•Förtunning, 0,5 kg	•Thinner 0.5 kg				2
		–	–	–	–		Klarlack, lufttorkande	Unpigmented enamel, airdrying				1100 1110
x		–	–	1	–	1277029-3	•Klarlack, 1 kg	•Unpigmented enamel, 1 kg			(282195)	1120 1121
x		–	–	1	–	1277030-1	•Förtunning, 0.5 kg	•Thinner, 0.5 kg			(282197)	1130
		–	–	1	–	282196-5	•Härdare, 0,5 kg	•Hardener, 0.5 kg				0
		–	–	–	–		Klarlack, ugnstorkande vid 80 grader	Unpigmented enamel, 80 degrees stoving				0 1160
x		–	–	1	–	1277029-3	•Klarlack, 1 kg	•Unpigmented enamel, 1 kg			(282193)	1170 1171
		–	–	1	–	277299-4	•Förtunning, 5 kg	•Thinner, 5 kg				1180
x		–	–	1	–	1277011-1	•Katalysator, 5 cl	•Catalyst, 5 cl			(282194)	1190
	2	–	–	–	–		Färg, lufttorkande 0,1 kg	Enamel, air drying, 0.1 kg				1200 1210
		1	–	–	–	282489-4	•Oceangrön	•Ocean green				1220
		–	1	–	–	282495-1	•Cypressgrön	•Cypress green				1230
	3	–	–	–	–		Färgpenna	Touch–up enamel				1240
x		1	–	–	–	283502-3	•Oceangrön	•Ocean green			(282493)	1250
x		–	1	–	–	283503-1	•Cypressgrön	•Cypress green			(282499)	1260
x		–	–	1	–	283504-9	•Ljusblå–metallic	•Light blue metallic			(282475)	1270
	4	–	–	–	–		Färg, sprayförpackning, lufttorkande, 0,37 kg	Enamel, spray can, air drying, 0.37 kg				1280 1290
		1	–	–	–	282491-0	•Oceangrön	•Ocean green				1300
		–	1	–	–	282497-7	•Cypressgrön	•Cypress green				1310
		–	–	1	–	282473-8	•Ljusblå metallic	•Light blue metallic				1320
	5	–	–	–	–		Färg, sprayförpackning, lufttorkande, 0,13 kg	Enamel, spray can, air drying, 0.13 kg				1330 0
		1	–	–	–	282492-8	•Oceangrön	•Ocean green				0
		–	1	–	–	282498-5	•Cypressgrön	•Cypress green				1360
		–	–	1	–	282474-6	•Ljusblå metallic	•Light blue metallic				1370



1



2



3



4



5

VOLVO
KA 8416

0001

	Innehållsförteckning / Index / Table des matières	Inhaltsverzeichnis / Indice	Grupp / Group	Sida / Page
1979–11			9	1

0020
0040 ÖVRIG UTRUSTNING — Sida — Koord.
0060
0080 Övrig utrustning 2 5-A03
0100
0120
0140
0160
0180 MISCELLANEOUS EQUIPMENT — Page — Grid
0200
0220 Miscellaneous equipment 2 5-A03
0240
0260
0280
0300
0? EQUIPEMENTS DIVERS — Page — Grid
03?
0360 Autres équipments 2 5-A03
0380
0400
0420
04?
04 ÜBRIGE AUSRÜSTUNG — Seite — Grid
0480
0500 Übrige Ausrüstung 2 5-A03
0520
0540
0560
0580
0600 EQUIPO DIVERSO — Página — Grid
0620
0640 Equipo diverso 2 5-A03

Sida / Page	Grupp / Group	Övrig utrustning	Miscellaneous equipment	Illustration	0025
2	9			26002 1979–11	

Pos. / Fig.	Antal/Quantity				Artikel nr / Part No	Benämning	Description	Sats / Kit	B P S R	Anmärkning / Notes	
1	–	–	–	–		Värmeanläggning	Heating unit			1)	0020
										SE SIDA 4, 5-A05	0040
	–	–	–	–		Värmeanläggning	Heating unit			9)	0060
										SE SIDA 8, 5-A09	0080
2	–	–	–	–		Luftutsläpp	Air outlet			SE SIDA 18, 5-A19	0100
3	–	–	–	–		Verktyg	Tools			SE SIDA 20, 5-A21	0120
4	–	–	–	–		Bilbälte, framsäte, SBUR	Seat belt, front seat, SBUR			SE SIDA 22, 5-A23	0140 0160
	–	–	–	–		Bilbälte, framsäte, SBMR	Seat belt, front seat, SBMR			SE SIDA 26, 5-B03	0180 0200
5	–	–	–	–		Bilbälte, baksäte	Seat belt, rear seat			SE SIDA 30, 5-B07	0220
6	–	–	–	–		Luftkonditionering	Air conditioning			SE SIDA 34, 5-B11	0240
7	–	–	–	–		Varningssystem för bilbälte	Seat belt reminder			SE SIDA 42, 5-B19	0260 0280

1. 142 CH –77859, 144 CH –110705, 145 CH –17755. 14209 CH –77698, 14409 CH –110416, 14509 CH –17875.
9. 142 CH 77860–, 144 CH 110706–, 145 CH 17756–. 14209– CH 77699–, 14498 CH 110417–, 14509 CH 17876–.

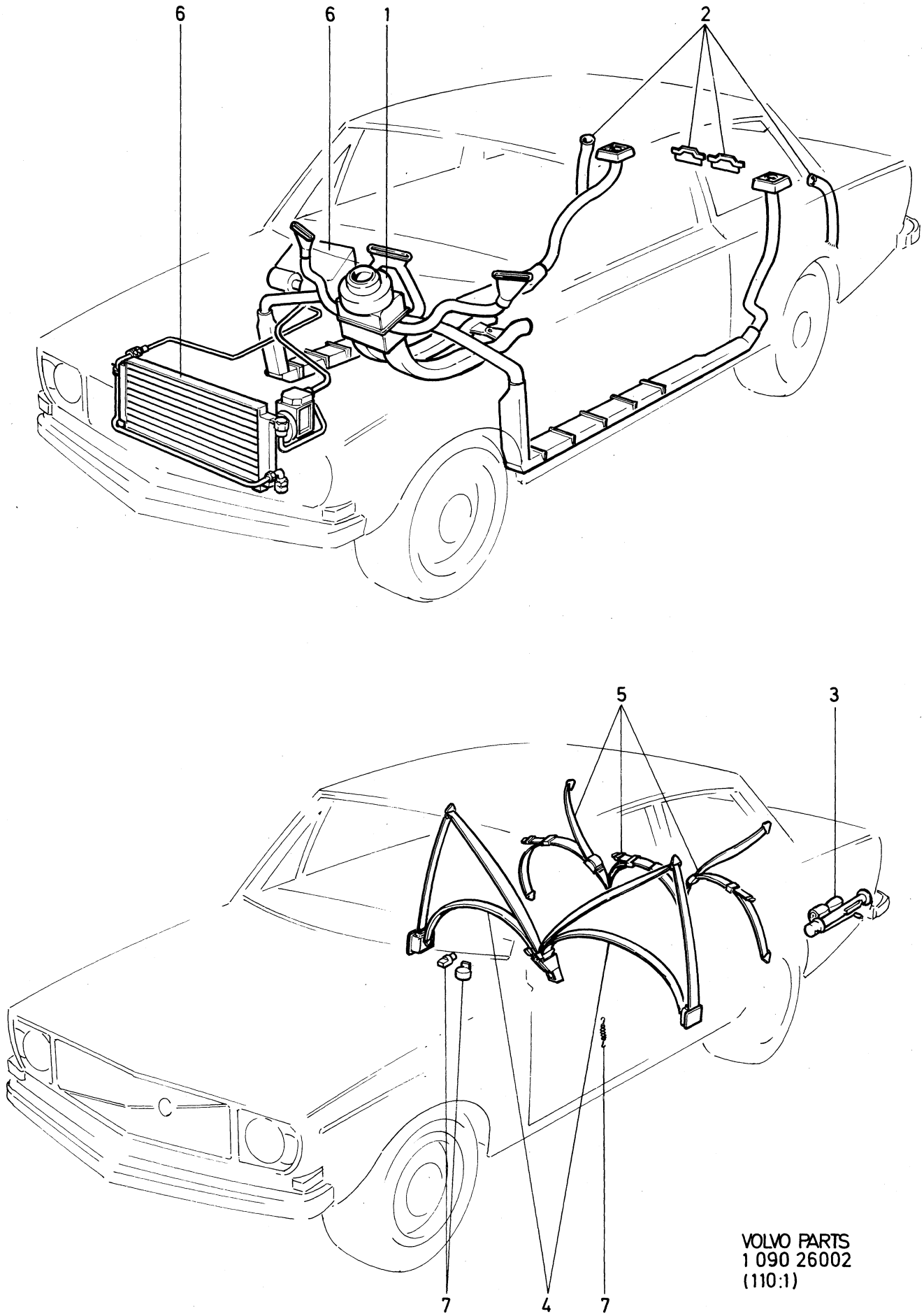

VOLVO PARTS
1 090 26002
(110:1)

Sida / Page 4 | Grupp / Group 9 | 1) värmeanläggning | 1) heater unit | Illustration 6677 1979–11 | 0050

Pos. Fig.	Antal/Quantity				Artikel nr Part No	Benämning	Description	Sats Kit	B P S R	Anmärkning Notes	
1	1	–	–	–		Värmeelement	Heater		8		1010
						Det se sida 12, 5-A13	Comps page 12, 5-A13				1020
2	1	–	–	–	680841-4	Packning	Gasket			(675962)	1030
3	4	–	–	–	950049-7	Skruv	Screw				1040
4	4	–	–	–	192287-1	Bricka	Washer				1050
5	1	–	–	–	676033-4	Konsol	Bracket				1060
6	2	–	–	–	942624-8	Flänsskruv	Flanged bolt				1070
7	1	–	–	–	676269-4	Kontrollventil	Control valve		8	2) ERS AV 680304–3	1080
	1	–	–	–	680304-3	Kontrollventil	Control valve			3)	1090
	1	–	–	–	679480-4	Kontrollventil	Control valve			4)	1100
8	1	–	–	–	955138-3	Skruv	Screw				1110
9	1	–	–	–	659357-8	Packning	Packing				1120
10	1	–	–	–	676304-9	Slang	Hose			5)	1130
	1	–	–	–	680872-9	Slang	Hose			4)	1140
11	1	–	–	–	667075-6	Bussning	Bushing				1150
12	1	–	–	–	676303-1	Slang	Hose			5)	1160
	1	–	–	–	680843-0	Slang	Hose			4)	1170
13	1	–	–	–	676302-3	Slang	Hose			5)	1180
	1	–	–	–	680844-8	Slang	Hose			4)	1190
14	6	–	–	–	943473-9	Slangklammer	Hose clip			(951789)	1200
15	1	–	–	–	419331-4	Returrör	Return pipe				1210
16	1	–	–	–	418411-5	Tätningsring	Seal ring	S			1230
17	1	–	–	–	192334-1	Klammer	Clamp				1240
18	1	–	–	–	418421-4	Vinkelnippel	Elbow nipple				1250
19	1	–	–	–	676667-9	Värmereglage	Heater control		8		1260
						Det se sida 16, 5-A17	Comps page 16, 5-A17				1270
20	3	–	–	–	940092-0	Mutter	Nut				1280
21	3	–	–	–	941905-2	Bricka	Washer				1290
22	1	–	–	–	677491-3	Reglageskylt	Control plate				1300
23	1	–	–	–		Strömställare	Switch			SE GRUPP 3	1310
24	1	–	–	–	677209-9	Spjällhus	Shutter housing		8		1320
25	1	–	–	–	675988-0	•Luftspjäll	•Air shutter		8		1330
26	1	–	–	–	675642-3	•Axel	•Spindle		8		1340
27	1	–	–	–	955891-7	•Bricka	•Washer				1350
28	1	–	–	–	942408-6	•Spärrbricka	•Catch washer				1360
29	1	–	–	–	678076-1	Luftkanal, tunnel	Air duct		8		1370
30	1	–	–	–	955140-9	Skruv	Screw				1380
31	1	–	–	–	960138-6	Bricka	Washer				1390
32	1	–	–	–	676357-7	Anslutningsrör V	Connecting pipe L				1400
33	1	–	–	–	676358-5	Anslutningsrör H	Connecting pipe R			142 144	1410
	1	–	–	–	680473-6	Anslutningsrör H	Connecting pipe, R		8	145	1420
34	2	–	–	–	679410-1	Slang	Hose				1430
35	1	–	–	–	681211-9	Defrostermunstycke	Defroster jet			(676341)	1440
36	2	–	–	–	955139-1	Skruv	Screw				1450
37	2	–	–	–	941905-2	Bricka	Washer				1460
38	160	–	–	–	942449-0	Slang V	Hose L			6)	1470
39	160	–	–	–	942449-0	Slang H	Hose R			6)	1480
40	1	–	–	–	679487-9	Grenrör V	Junction L			(677135) 142, 144	1490
41	1	–	–	–	679956-3	Grenrör H	Junction R			(676349) 142, 144	1500
42	100	–	–	–	942448-2	Slang V	Hose L			6)	1510
43	100	–	–	–	942448-2	Slang H	Hose R			6) VST	1520
	60MM	–	–	–	942448-2	Slang H	Hose R			6) HST	1530
44	1	–	–	–	681209-3	Defrostermunstycke V	Defroster jet L			(676348)	1540
45	1	–	–	–	681210-1	Defrostermunstycke H	Defroster jet R			(676374)	1550
46	4	–	–	–	955139-1	Skruv	Screw				1560

1. 142 CH –77859, 144 CH –110705, 145 CH –17755. 14209 CH –77698, 14409 CH –110416, 14509 CH –17875.
2. 142 CH –28284, 144 CH –70079, 145 CH –1473.
3. 142 CH 28285–52899, 144 CH 70080–89799, 145 CH 1474–9199.
4. 142 CH 52900–, 144 CH 89800–, 145 CH 9200–.
5. 142 CH –52899, 144 CH –89799, 145 CH –9199.
6. 142 CH –320, 144 CH –25664 excl. CH 19082–19701.

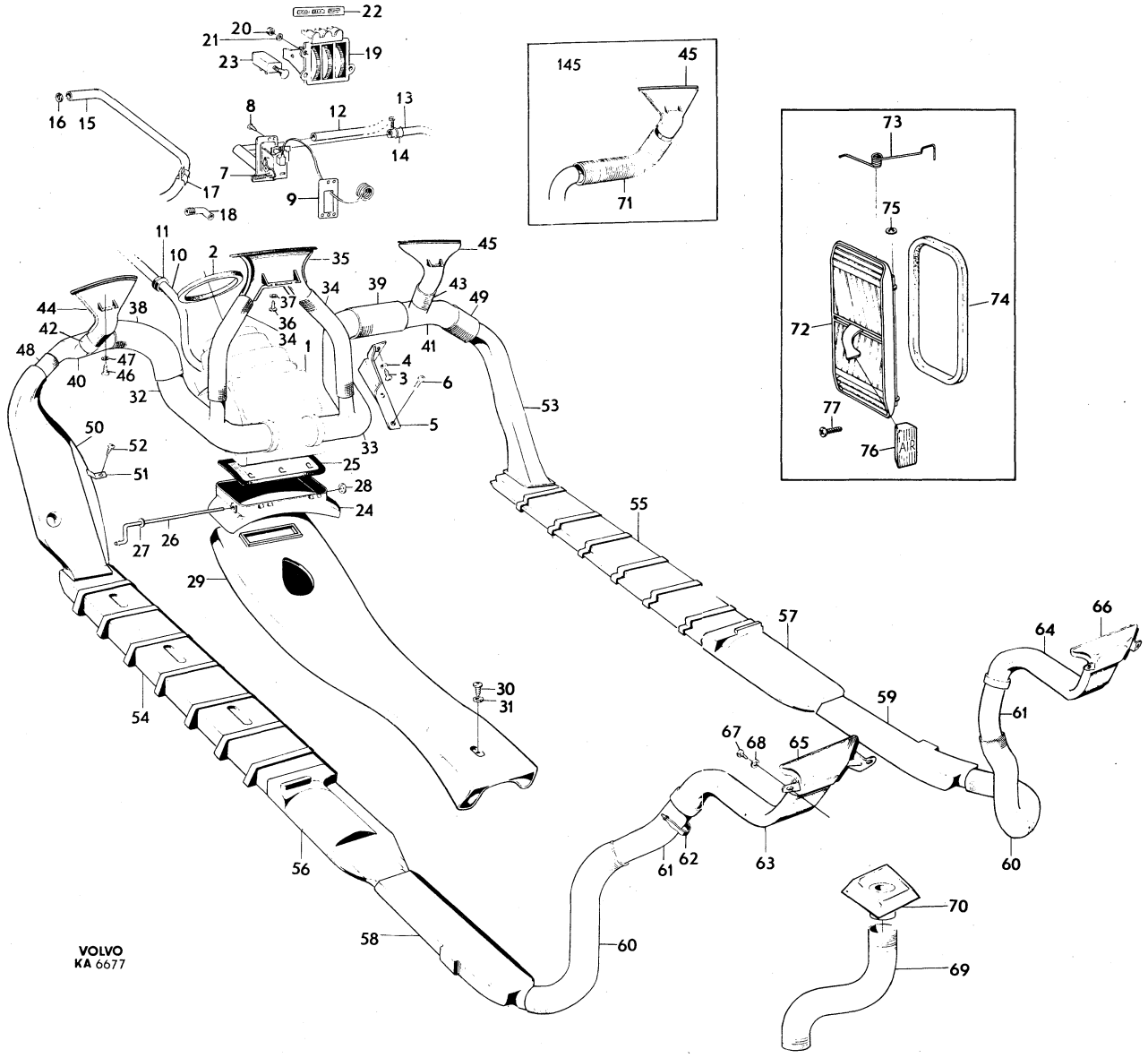

VOLVO
KA 6677

Sida Page	Grupp Group	1) värmeanläggning	1) heater unit	Illustration	0050
6	9			6677 1979–11	

Pos. Fig.	Antal/Quantity				Artikel nr Part No	Benämning	Description	Sats Kit	B P S R	Anmärkning Notes	
47	4	–	–	–	941905-2	Bricka	Washer				1570
48	100	–	–	–	942448-2	Slang V	Hose L			6)	1580
49	150	–	–	–	942448-2	Slang H	Hose R			6)	1590
50	1	–	–	–	675864-3	Luftkanal	Air duct				2010
						mellanbräda, V	fire–wall, L				2020
51	1	–	–	–	677518-3	Konsol	Bracket			38).	2030
52	1	–	–	–	958236-2	Skruv	Screw			38).	2040
53	1	–	–	–	675847-8	Luftkanal	Air duct				2050
						mellanbräda, H	fire–wall, R				2060
54	1	–	–	–	675818-9	Luftkanal	Air duct		8		2070
						främre golvsida, V	front floor side, L				2[illegible]
55	1	–	–	–	675819-7	Luftkanal	Air duct				2[illegible]
						främre golvsida, H	front floor side, R				2100
56	1	–	–	–	676438-5	Luftkanal	Air duct				2110
						under sitsresare, V	under seat support, L				2120
57	1	–	–	–	676439-3	Luftkanal	Air duct				2130
						under sitsresare, H	under seat support, R				2140
58	1	–	–	–	675694-4	Luftkanal	Air duct				2[illegible]
						bakre golvsida, V	rear floor side, L				2160
59	1	–	–	–	675695-1	Luftkanal	Air duct				2170
						bakre golvsida, H	rear floor side, R				2180
60	2	–	–	–	679486-1	Slang	Hose			142, 144	2190
61	2	–	–	–	677092-9	Skarvrör	Junction pipe			7)	2200
62	2	–	–	–	677516-7	Stropp	Strap			7)	2210
63	1	–	–	–	675980-7	Luftkanal,	Air duct,		8	7)	2220
						bakfönster, V	rear window, L				2225
64	1	–	–	–	675981-5	Luftkanal,	Air duct,		8	7)	2230
						bakfönster, H	rear window, R				2235
65	1	–	–	–	675978-1	Defrostermunstycke, V	Defroster jet, L			7)	2240
66	1	–	–	–	675979-9	Defrostermunstycke, H	Defroster jet, R			7)	2250
67	4	–	–	–	955137-5	Skruv	Screw			7)	2260
68	4	–	–	–	941905-2	Bricka	Washer			7)	2270
69	2	–	–	–	680233-4	Rör	Pipe			8)	2280
70	2	–	–	–	680232-6	Kåpa	Cosing			8)	2290
71	2	–	–	–	680362-1	Slang	Hose			145	2300
72	2	–	–	–	681289-5	Lucka	Lid			4)	2310
73	1	–	–	–	688520-6	•Fjäder, V	•Spring, L			4)	2320
	1	–	–	–	688521-4	•Fjäder, H	•Spring, R			4)	23[illegible]
74	1	–	–	–	685843-5	•List	•Moulding			4)	23[illegible]
75	4	–	–	–	942408-6	•Bricka	•Washer			4) TID UTF	2340
76	2	–	–	–	681661-5	Knapp	Button			4)	2350
77	8	–	–	–	955138-3	Skruv	Screw			4)	2360

1. 142 CH –77859, 144 CH –110705, 145 CH –17755. 14209 CH –77698, 14409 CH –110416, 14509 CH –17875.
4. 142 CH 52900–, 144 CH 89800–, 145 CH 9200–.
6. 142 CH –320, 144 CH –25664 excl. CH 19082–19701.
7. 142 CH –1499, 144 CH –37099.
8. 142 CH 1500–, 144 CH 37100–.
38. 142 Ch –249929. 144 Ch –263069. 145 Ch –103379.

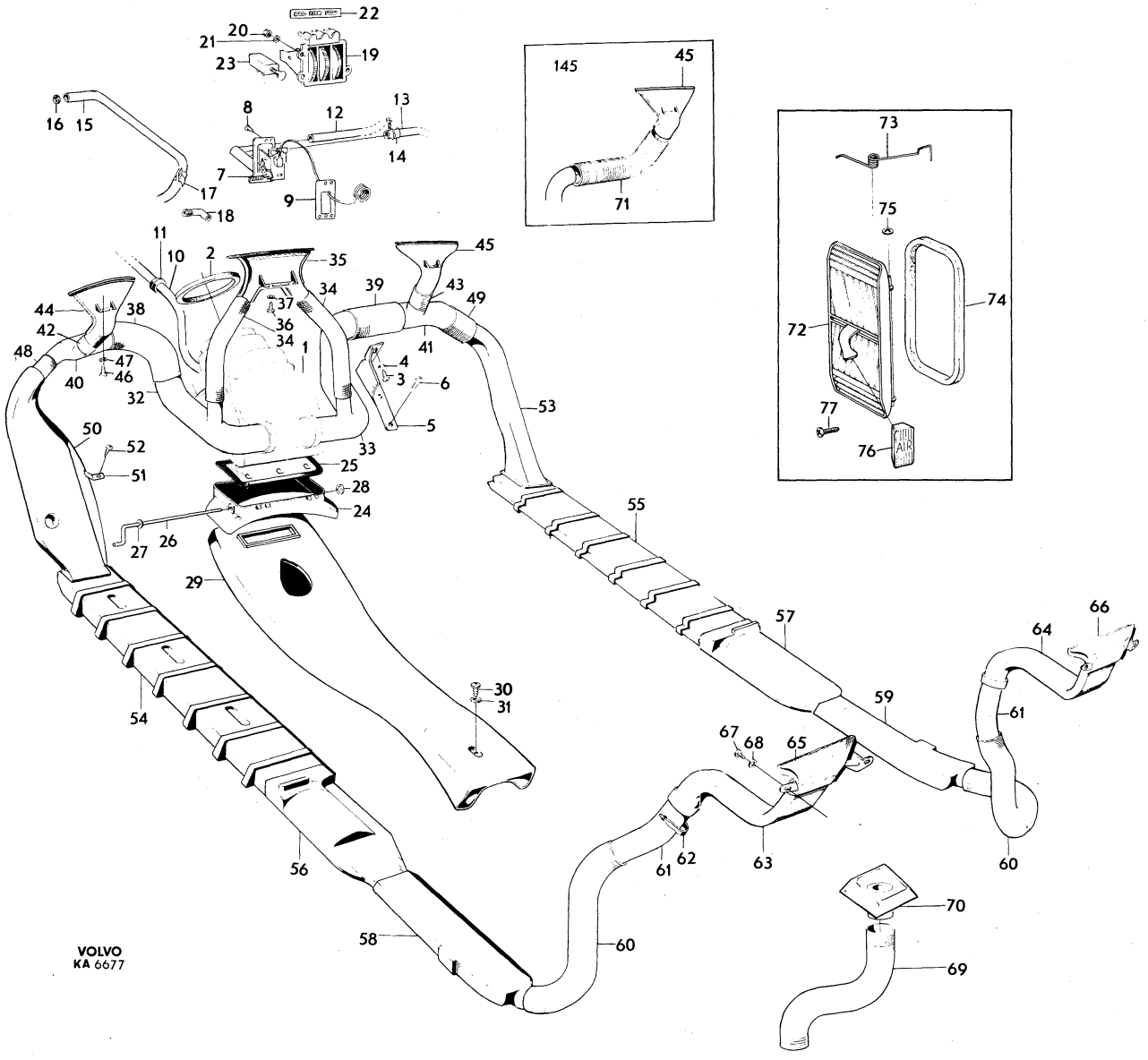

22
20
21
19
23
16
15
8
12
13
14
7
17
9
18
11
10
2
35
45
34
39
43
49
44
38
37
36
42
34
1
41
48
47
46
40
4
3
6
32
5
53
50
52
33
25
51
28
24
27
26
29
55
57
66
64
30
31
59
61
54
67
68
65
56
61
62
63
60
70
58
60
69
145
45
71
73
75
74
72
77
76
AIR
VOLVO
KA 6677

Sida / Page: 8 | Grupp / Group: 9 | 9) värmeanläggning / 9) heater unit | Illustration 9193 1979–11 | 0100

Pos. Fig.	Antal/Quantity				Artikel nr Part No	Benämning	Description	Sats Kit	BPSR	Anmärkning Notes	
1	1	–	–	–		Värmeelement	Heater		8		1010
						Det se sida 14, 5-A15	Comps page 14, 5-A15				1020
2	1	–	–	–	680841-4	Packning	Gasket				1030
3	1	–	–	–	676033-4	Konsol	Bracket				1040
4	4	–	–	–	950049-7	Skruv	Screw				1050
5	3	–	–	–	192287-1	Bricka	Washer				1060
6	2	–	–	–	942624-8	Flänsskruv	Flanged bolt				1070
7	1	–	–	–	679480-4	Kontrollventil	Control valve				1080
9	1	–	–	–	659357-8	Packning	Packing				1090
10	1	–	–	–	955138-3	Skruv	Screw				1100
11	1	–	–	–	680872-9	Slang	Hose				1[illegible]
12	1	–	–	–	667075-6	Bussning	Bushing				1[illegible]
13	1	–	–	–	680844-8	Slang	Hose				1130
14	1	–	–	–	680843-0	Slang	Hose				1140
15	6	–	–	–	943473-9	Slangklammer	Hose clip			(951789)	1150
16	1	–	–	–	419331-4	Returrör	Return pipe				1160
17	1	–	–	–	418411-5	Tätningsring	Seal ring	S			1[illegible]
18	1	–	–	–	192334-1	Klammer	Clamp				1[illegible]
19	1	–	–	–	418421-4	Vinkelnippel	Elbow nipple				1200
20	1	–	–	–	682636-6	Värmereglage	Heater control				1210
						Det se sida 16, 5-A17	Comps page 16, 5-A17				1220
21	3	–	–	–	940092-0	Mutter	Nut				1230
22	3	–	–	–	941905-2	Bricka	Washer				1240
23	1	–	–	–	677491-3	Reglageskylt	Control plate				1250
24	–	–	–	–		Strömställare	Switch			SE GRUPP 3	1260
25	1	–	–	–	682353-8	Luftkanal, tunnel	Air duct		8	38).	1270
25a	1	–	–	–	682412-2	Luftkanal, tunnel, V	Air duct, L			39).	1280
25b	1	–	–	–	682413-0	Luftkanal, tunnel, H	Air duct, R			39).	1290
26	1	–	–	–	955141-7	Skruv	Screw			38).	1300
	3	–	–	–	955140-9	Skruv	Screw			39).	1310
27	1	–	–	–	960138-6	Bricka	Washer			38).	1320
	3	–	–	–	960138-6	Bricka	Washer			39).	1330
27a	1	–	–	–	1211129-0	Bygel	Brace			39).	1340
28	2	–	–	–	682378-5	Rör	Pipe				1350
29	2	–	–	–	682377-7	Rör	Pipe				1360
30	2	–	–	–	682376-9	Rör	Pipe			142 CH–112399.	1370
										144 CH–138699	1380
31	1	–	–	–	681211-9	Defrostermunstycke	Defroster jet				1[illegible]
32	6	–	–	–	955139-1	Skruv	Screw				1[illegible]
33	6	–	–	–	941905-2	Bricka	Washer				1410
34	1	–	–	–	681209-3	Defrostermunstycke, V	Defroster jet, L				1420
35	1	–	–	–	681210-1	Defrostermunstycke, H	Defroster jet, R				1430
36	1	–	–	–	675864-3	Luftkanal	Air duct			14)	1440
						mellanbräda V	fire–wall L				1450
37	1	–	–	–	677518-3	Konsol	Bracket			38).	1[illegible]
38	1	–	–	–	958236-2	Skruv	Screw			38).	14[illegible]
39	1	–	–	–	675847-8	Luftkanal	Air duct			14)	1480
						mellanbräda H	fire–wall R				1490
40	1	–	–	–	675818-9	Luftkanal	Air duct		8	14)	1500
						främre golvsida, V	front floor side, L				1510
41	1	–	–	–	675819-7	Luftkanal	Air duct			14)	1520
						främre golvsida, H	front floor side R				1530
42	1	–	–	–	676438-5	Luftkanal	Air duct			14)	1540
						under sitsresare V	under–seat support L				1550
43	1	–	–	–	676439-3	Luftkanal	Air duct			14)	1560
						under sitsresare H	under–seat support R				1570

9. 142 CH 77860–, 144 CH 110706–, 145 CH 17756–. 14209– CH 77699–, 14498 CH 110417–, 14509 CH 17876–.
14. 142 CH –112399, 144 CH –138699, 145 CH –30899.
38. 142 Ch –249929. 144 Ch –263069. 145 Ch –103379.
39. 142 Ch 249930–. 144 Ch 263070–. 145 Ch 103380–.

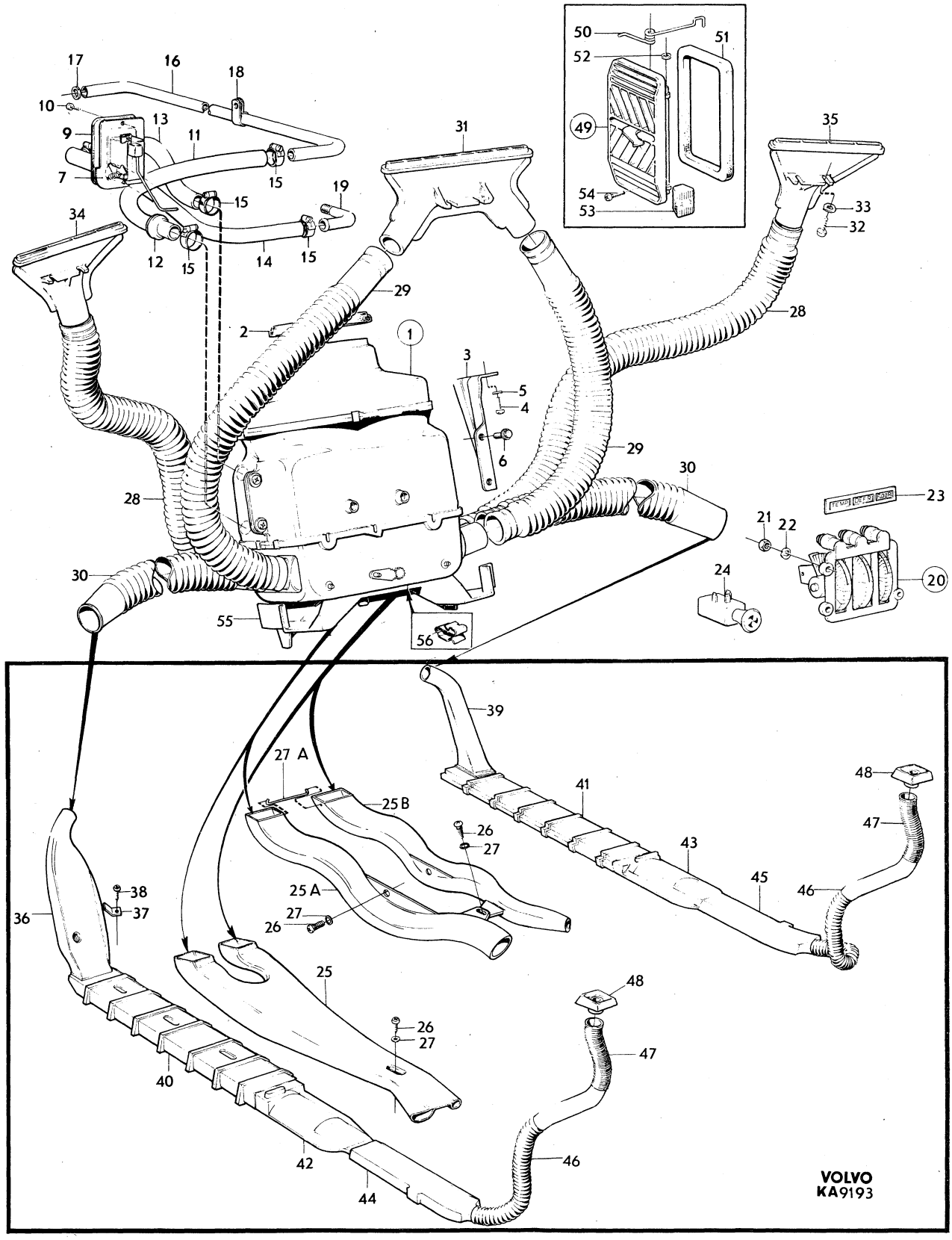
VOLVO
KA9193

Sida Page	Grupp Group	9) värmeanläggning	9) heater unit	Illustration	0100
10	9			9193 1979–11	

Pos. Fig.	Antal/Quantity				Artikel nr Part No	Benämning	Description	Sats Kit	B P S R	Anmärkning Notes	
44	1	–	–	–	675694-4	Luftkanal bakre golvsida V	Air duct rear floor side L			14)	1580 1590
45	1	–	–	–	675695-1	Luftkanal bakre golvsida H	Air duct rear floor side R			14)	2010 2020
46	2	–	–	–	679486-1	Slang	Hose			15)	2030
47	2	–	–	–	680233-4	Rör	Pipe			15)	2040
48	2	–	–	–	680232-6	Kåpa	Casing			15)	2050
49	2	–	–	–	681289-5	Lucka	Lid				2060
50	1	–	–	–	688520-6	•Fjäder, V	•Spring, L				2070
	1	–	–	–	688521-4	•Fjäder, H	•Spring, R				2071
51	1	–	–	–	685843-5	•List	•Moulding				30
52	4	–	–	–	942408-6	•Bricka	•Bricka			TID UTF	2090
53	2	–	–	–	681661-5	Knapp	Button				2100
54	10	–	–	–	955138-3	Skruv	Skruv				2110
55	1	–	–	–	684127-4	Ledskena	Flap			(682415)	2120
56	2	–	–	–	943811-0	•Clip	•Clip				2130

9. 142 CH 77860–, 144 CH 110706–, 145 CH 17756–. 14209– CH 77699–, 14498 CH 110417–, 14509 CH 17876–.
14. 142 CH –112399, 144 CH –138699, 145 CH –30899.
15. 142 CH –112399, 144 CH –138699.

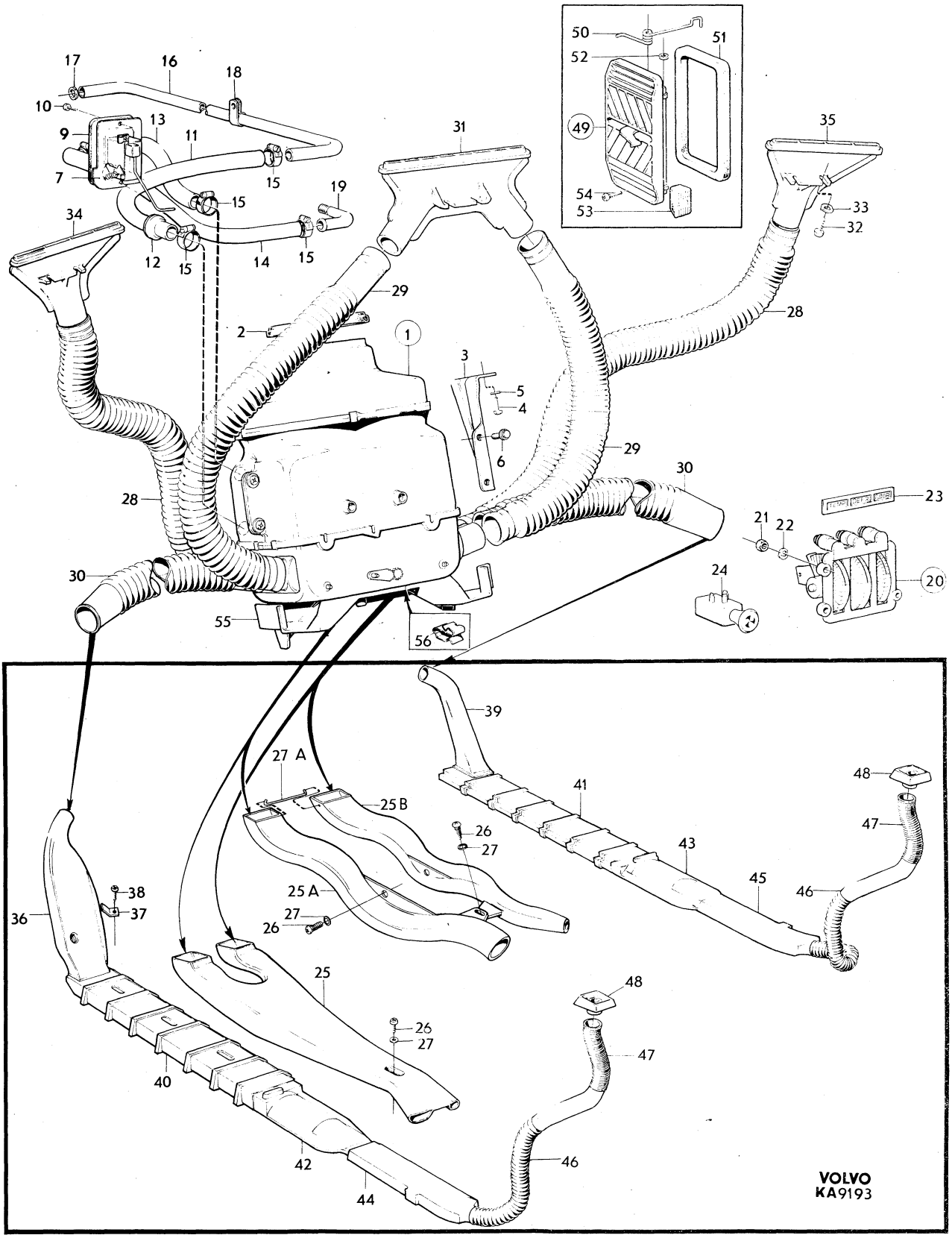
50
51
52
49
54
53
17
16
18
10
13
9
11
7
15
15
19
34
12
15
14
15
31
35
33
32
29
28
2
1
3
5
4
6
29
30
28
30
55
56
23
21
22
24
20
39
27 A
25 B
26
27
41
48
47
43
45
46
25 A
27
26
38
37
36
25
26
27
48
47
40
42
44
46
VOLVO
KA9193

Sida Page	Grupp Group	1) värmeelement	1) heater	Illustration	0150
12	9			6680 1979–11	

Pos. Fig.	Antal/Quantity				Artikel nr Part No	Benämning	Description	Sats Kit	B P S R	Anmärkning Notes	
1	1	–	–	–		Värmeelement	Heater		8		1010
2	1	–	–	–	675677-9	•Kåpa, främre	•Casing front		8		1020
3	1	–	–	–	675678-7	•Kåpa, bakre	•Casing rear		8		1030
4	4	–	–	–	679258-4	••Bussning	••Bushing				1040
5	1	–	–	–	675987-2	•Defrosterlucka	•Defroster take–off		8		1050
6	2	–	–	–	676806-3	•Plugg	•Plug		8		1060
7	1	–	–	–	942408-6	•Spärrbricka	•Catch washer				1070
8	1	–	–	–	676010-2	•Element	•Element				1080
9	1	–	–	–	675999-7	•Elmotor med fläkt	•Electric motor with fan				1090
10	2	–	–	–	671984-3	••Elborste	••Carbon brush				1100
11	2	–	–	–	671921-5	••Hållare	••Retainer				1110
12	2	–	–	–	671985-0	••Fjäder	••Spring				0
13	1	–	–	–		•Fäste	•Bracket		8	142 CH–28284,	1130
										144 CH–70079,	1140
										145 CH–1473,	1145
14	1	–	–	–	680329-0	•Fäste	•Bracket			142 CH 28285–	1160
										144 CH 70080–	1170
										145 CH 1474–	0
15	1	–	–	–	678047-2	•Gummibricka	•Rubber washer		8	142 CH–28284,	1190
										144 CH–70079,	1200
										145 CH–1473.	1210
16	1	–	–	–	680330-8	•Fäste	•Bracket		8	142 CH 28285–,	1220
										144 CH 70080–,	1230
										145 CH 1474–.	1240
17	2	–	–	–	950010-9	•Skruv	•Screw				1250
18	2	–	–	–	678048-0	•Gummibricka	•Rubber washer		8	142 CH–28284,	1260
										144 CH–70079,	1270
										145 CH–1473.	1280
19	2	–	–	–	960137-8	•Bricka	•Washer			142 CH–28284	1290
										144 CH–70079	1300
										145 CH–1473	1310
20	3	–	–	–	680331-6	•Gummikudde	•Rubber cushion			142 CH 28285–	1320
										144 CH 70080–	1330
										145 CH 1474–	1340
21	1	–	–	–	675626-6	•Fläktkåpa	•Fan shroud		8		1350
22	3	–	–	–	681812-4	•Klammer	•Clip			142 CH 28285–	1360
										144 CH 70080–	1370
										145 CH 1474–	1380
23	8	–	–	–	676234-8	•Klammer	•Clip				)
24	2	–	–	–	942055-5	•Klammer	•Clip				1400
25	2	–	–	–	950021-6	•Skruv	•Bolt				1410
26	2	–	–	–	940092-0	•Mutter	•Nut				1420
27	80MM	–	–	–	952960-3	•Gummislang	•Rubber hose				1430

1. 142 CH –77859, 144 CH –110705, 145 CH –17755. 14209 CH –77698, 14409 CH –110416, 14509 CH –17875.

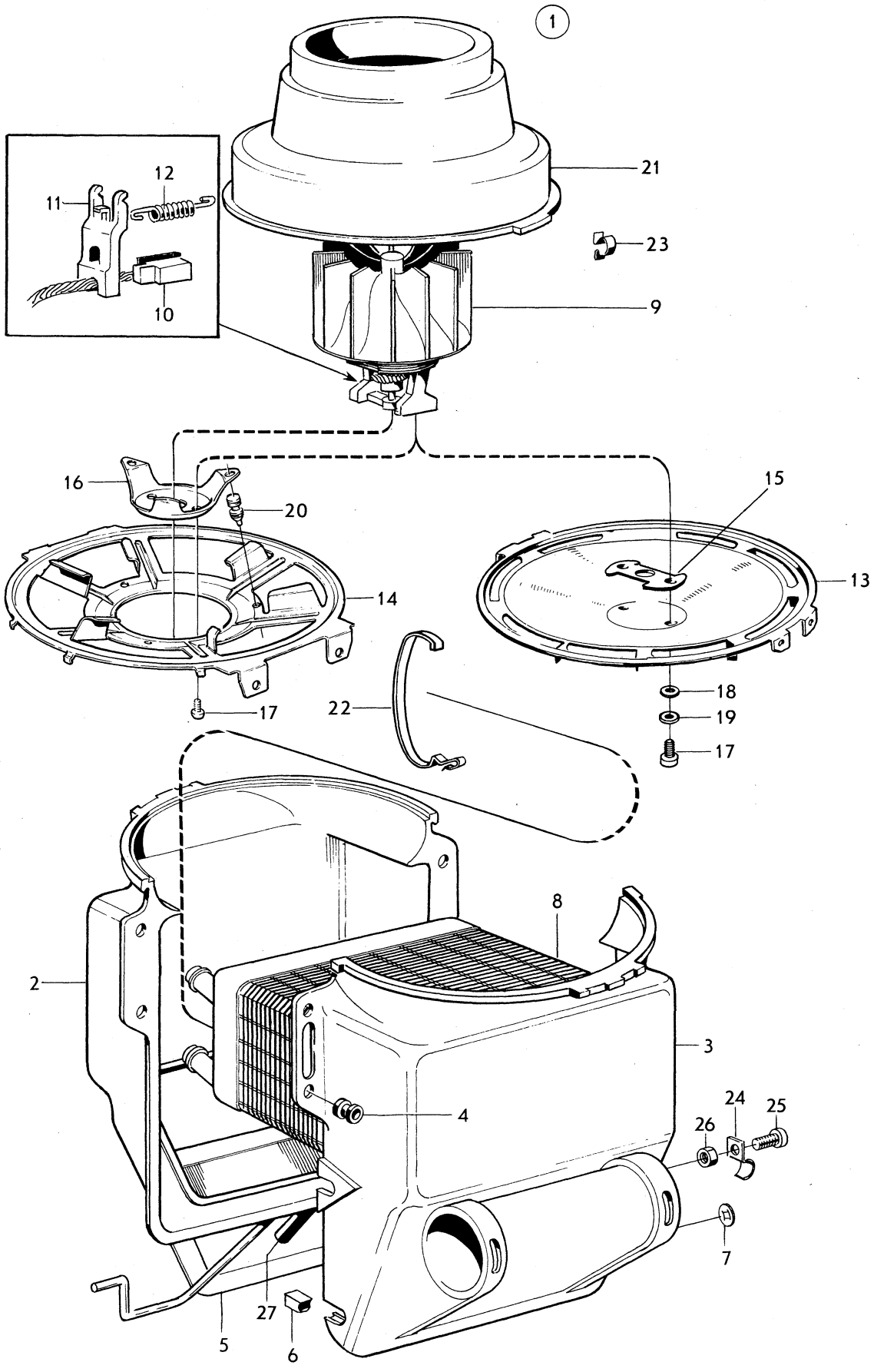
1
21
12
11
23
10
9
16
20
15
14
13
17
22
18
19
17
8
2
3
4
24
25
26
7
27
5
6

Sida / Page 14 | Grupp / Group 9 | 9) värmeelement / 9) heater | Illustration 8342 1979–11 | 0200

Pos. Fig.	Antal/Quantity 142 144	145			Artikel nr Part No	Benämning	Description	Sats Kit	B P S R	Anmärkning Notes	
1	1	–	–	–		Värmeelement	Heater		8		1010
	–	1	–	–		Värmeelement	Heater		8		1020
2	1	1	–	–	682342-1	•Kåpa, främre	•Casing, front		8		1030
3	1	1	–	–	682343-9	•Kåpa, bakre	•Casing, rear		8		1040
4	4	4	–	–	679258-4	•Bussning	•Bushing			(675673)	1050
5	1	1	–	–	676010-2	•Element	•Element				1060
6	1	1	–	–	675999-7	•Elmotor med fläkt	•Electric motor with fan				1070
7	2	2	–	–	671984-3	••Elborste	••Carbon bruch				1080
8	2	2	–	–	671921-5	••Hållare	••Retainer				1090
9	2	2	–	–	671985-0	••Fjäder	••Spring				1100
10	1	1	–	–	680330-8	•Fäste	•Anchorage		8		0
11	1	1	–	–	680329-0	•Fäste	•Anchorage				1120
12	3	3	–	–	680331-6	•Kudde	•Pad				1130
13	2	2	–	–	950010-9	•Skruv	•Screw				1140
14	1	1	–	–	675626-6	•Fläktkåpa	•Fan shroud		8		1150
x 15	12	12	–	–	948218-3	•Clip	•Clip			(943521)	1160
16	2	–	–	–	682639-0	•Fördelningshus	•Distribution duct			15)	70
	2	2	–	–	682640-8	•Fördelningshus	•Distribution duct			16)	80
17	2	2	–	–	682973-3	•Fjäder	•Spring		8		1190
18	2	2	–	–	942055-5	•Klammer	•Clamp				1200
19	2	2	–	–	950021-6	•Skruv	•Bolt				1210
20	2	2	–	–	940092-0	•Mutter	•Nut				1220
21	2	2	–	–	951672-5	•Mutter	•Nut				1230
22	1	1	–	–	682510-3	•Slang	•Hose				1240
23	2	2	–	–	191695-6	•Spärrbricka	•Catch washer				1250
24	1	1	–	–		•Packning	•Gasket		8		1260
25	1	1	–	–	684131-6	•Spjällhus, kmpl	•Shutter housing, cpl				1270
26	4	4	–	–	682512-9	••Spjäll	••Shutter				1280
27	1	1	–	–	682422-1	••Axel	••Spindle				1290
28	1	1	–	–	682346-2	••Axel	••Spindle				1300
29	1	1	–	–	682347-0	••Axel	••Spindle		8		1310
30	1	1	–	–	682348-8	••Axel	••Spindle		8		1320
31	1	1	–	–	682349-6	••Länk	••Link		8		1330
32	1	1	–	–	682350-4	••Bricka	••Washer		8		1340
33	6	6	–	–	191695-6	••Spärrbricka	••Catch washer				1350
34	1	1	–	–	682352-0	•Kapillärhållare	•Capillary holder				1360
35	–	–	–	–		Ledskena	Flap			SE SIDA 12, 5-A13	1370

9. 142 CH 77860–, 144 CH 110706–, 145 CH 17756–. 14209– CH 77699–, 14498 CH 110417–, 14509 CH 17876–.
15. 142 CH –112399, 144 CH –138699.
16. 142 CH 112400–, 144 CH 138700–.

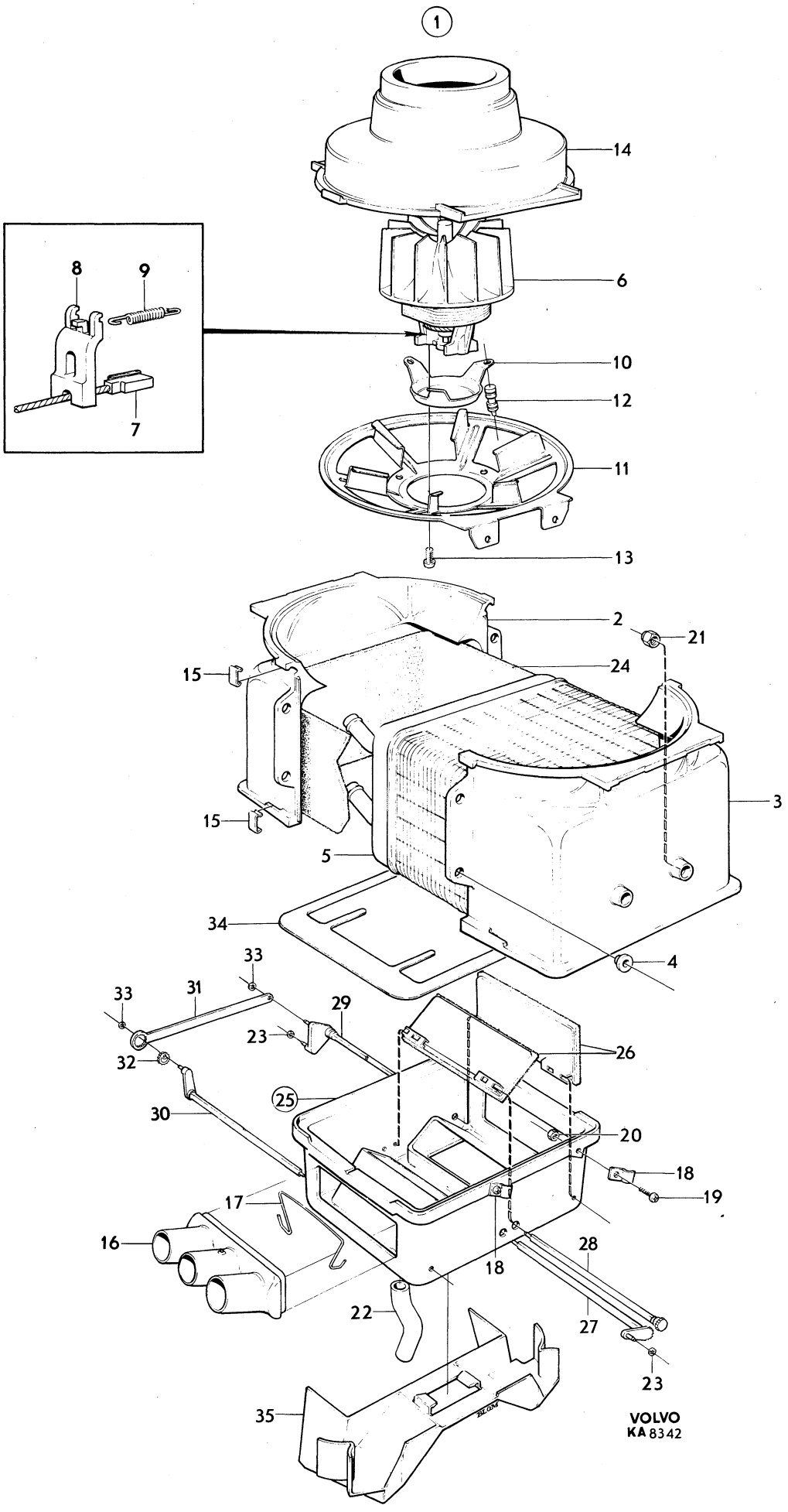
1
14
8
9
6
10
12
7
11
13
2
21
15
24
3
15
5
34
4
33
33
31
29
23
26
32
25
30
20
18
19
17
16
18
28
22
27
23
35
VOLVO
KA 8342

Sida Page	Grupp Group	Värmereglage 676667, 682636	Heater control 676667, 682636	Illustration	0250
16	9			5179 1979–11	

Pos. Fig.	Antal/Quantity 676 667	682 636			Artikel nr Part No	Benämning	Description	Sats Kit	B P S R	Anmärkning Notes	
1	1	–	–	–	676667-9	Värmereglage	Heater control		8		1010
	–	1	–	–	682636-6	Värmereglage	Heater control				1020
2	–	–	–	–		•Hus	•Housing		8		1030
3	3	3	–	–	676521-8	•Ratt	•Knob				1040
4	3	3	–	–	676517-6	•Tapp	•Pin		8		1050
5	1	1	–	–	676518-4	•Axel	•Shaft		8		1060
6	3	3	–	–	676522-6	•Fjädrande bricka	•Resilient washer				1070
7	2	2	–	–	654333-4	•Fiberbricka	•Fibre washer				1080
8	1	1	–	–	678230-4	•Fiberbricka	•Fibre washer		8		1090
9	2	2	–	–	951668-3	•Spårryttare	•Circlip				1100
10	1	1	–	–	677102-6	•Ljuslåda	•Lamp container		8		[illegible]
11	2	2	–	–	190113-1	•Clip	•Clip				[illegible]
12	3	3	–	–	677292-5	•Lamphållare	•Bulb socket				1130
13	3	3	–	–	277747-2	•Glödlampa	•Bulb			W1,8D 12V 1,2W	1140
14	3	3	–	–	942753-5	•Clip	•Clip				1150
x 15	550	580	–	–	1566540-9	•Tråd	•Cable			(55192)	1160
16	450	500	–	–	88783-6	•Spiral	•Sheath				[illegible]
x 17	500	550	–	–	1566540-9	•Tråd	•Cable			(55192)	[illegible]
18	370	450	–	–	88783-6	•Spiral	•Sheath				1190
x 19	500	380	–	–	1566540-9	•Tråd	•Cable			(55192)	1200
20	350	300	–	–	88783-6	•Spiral	•Sheath				1210
21	3	3	–	–	942055-5	•Klammer	•Clip				1220
22	3	3	–	–	955137-5	•Skruv	•Screw				1230

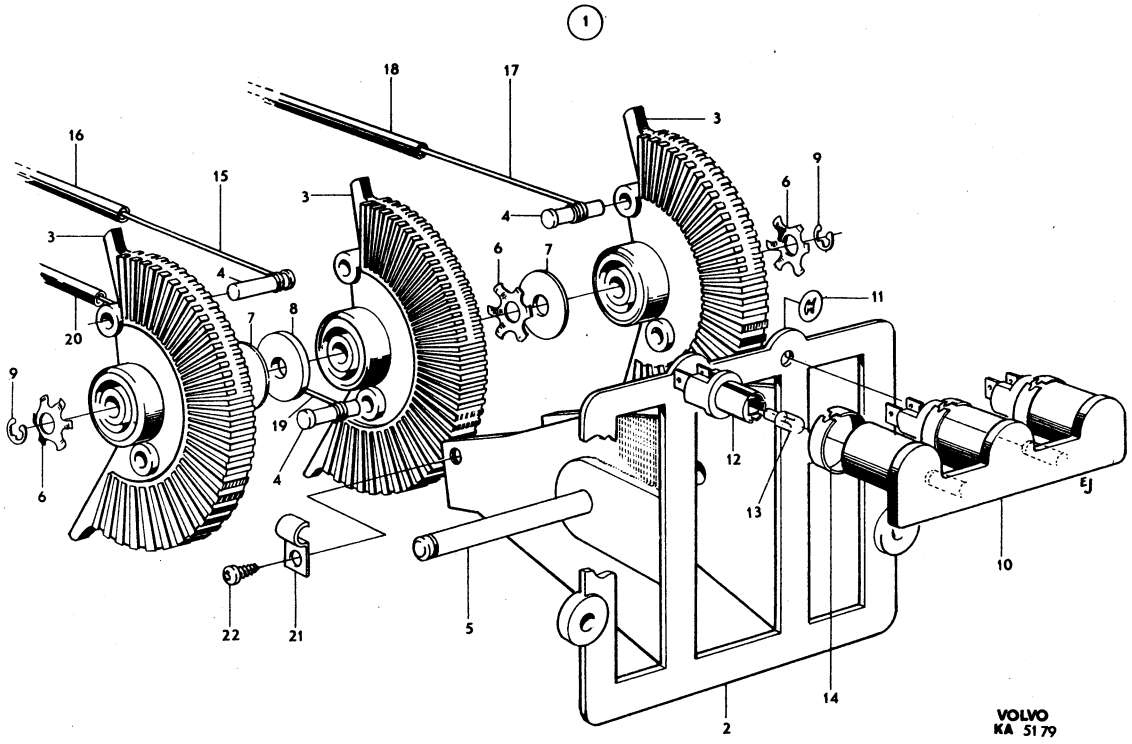
1
18
17
3
16
15
3
9
6
3
4
6
7
4
11
20
7
8
9
19
12
6
4
13
EJ
10
22
21
5
14
2
VOLVO
KA 5179

Sida / Page	Grupp / Group	Luftutsläpp	Air outlet	Illustration	0300
18	9			8938 1979–11	

Pos. / Fig.	Antal/Quantity				Artikel nr / Part No	Benämning	Description	Sats / Kit	B P S R	Anmärkning / Notes	
1	2	–	–	–	682441-1	Hållare	Retainer			16)	1010
2	2	–	–	–	1214180-0	Backventil	Check valve			(682442)	1020
3	6	–	–	–	955138-3	Skruv	Screw			16)	1040
4	2	–	–	–	943519-9	Slang	Hose			16)	1050
5	2	–	–	–	943473-9	Slangklammer	Hose clip			16) (951789)	1060
6	1	–	–	–	686450-8	Stänkskydd	Splash plate			19)	1070
6a	3	–	–	–	960138-6	Bricka	Washer			19)	1080
7	3	–	–	–	955138-3	Skruv	Screw			19)	1090
8	1	–	–	–	683933-6	Luftutsläpp	Air outlet			30)	1100
9	1	–	–	–	684644-8	•Packning	•Gasket			30)	1110
10	5	–	–	–	944534-7	Skruv	Screw			30)	1120
11	1	–	–	–	684552-3	Galler	Grille			30) (688541)	J
12	1	–	–	–	686103-3	Galler	Grille			30)	1140
13	2	–	–	–	92397-9	Spärrbricka	Catch washer			30)	1150

16. 142 CH 112400–, 144 CH 138700–.
19. 142 CH 116180– incl CH 112407–112835, 113679–113995, 115124–115311. 144 CH 141403–. incl CH 138705–139100, 139593–139869, 140716–141021.
30. 145 CH 61625–. incl 61600–61609.

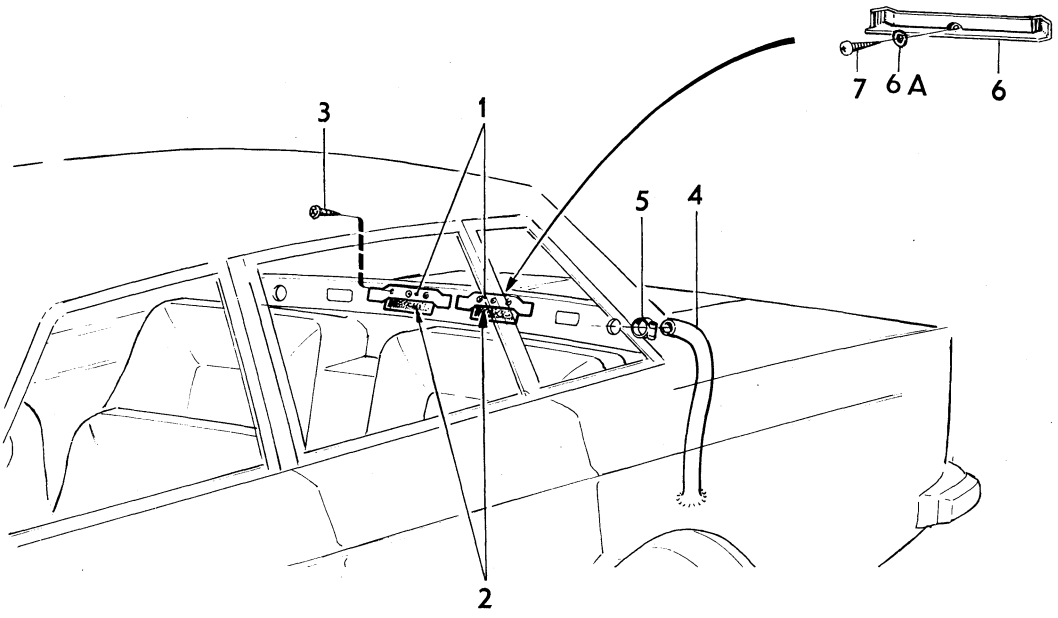

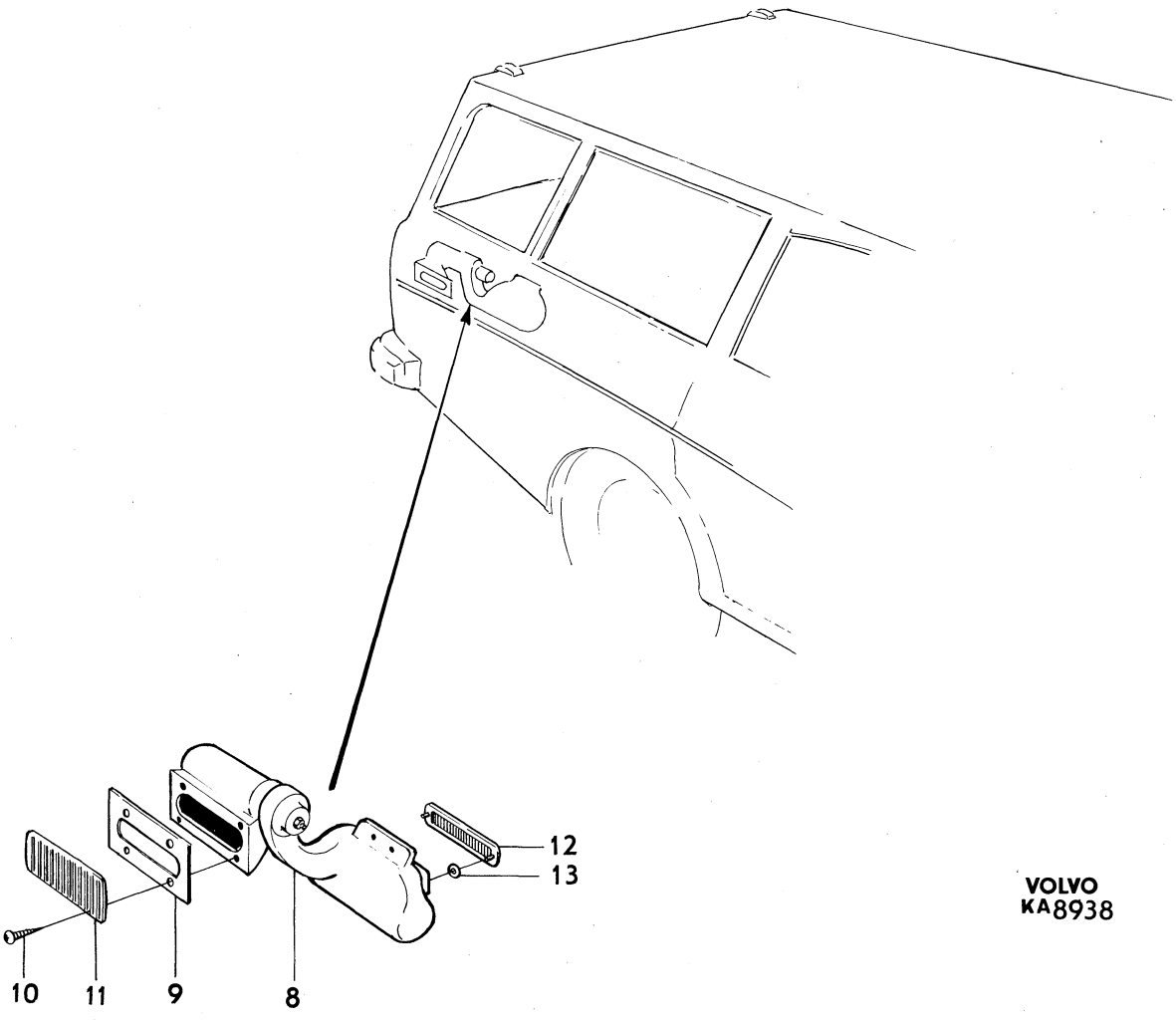

VOLVO
KA8938

Sida / Page 20 | Grupp / Group 9 | Verktyg / Tools | Illustration 9434 1979–11 | 0350

	Pos. Fig.	Antal/Quantity				Artikel nr Part No	Benämning	Description	Sats Kit	B P S R	Anmärkning Notes	
	1	1	–	–	–	755-9	Skiftnyckel	Adjustable spanner				1010
x	2	1	–	–	–	962032-9	Tång	Plier			(754)	1020
	3	1	–	–	–	210144-2	Fast nyckel	Open end wrench			7/16–1/2	1030
		1	–	–	–	962067-5	Fast nyckel	Open end wrench			9/16–1/2	1040
x	4	1	–	–	–	963929-5	Skruvmejsel	Screwdriver			(210091)	1050
x	5	1	–	–	–	963929-5	Skruvmejsel	Screwdriver			(210072)	1060
	6	1	–	–	–	210107-9	Hylsnyckel	Box spanner				1070
		1	–	–	–	688902-6	Hylsnyckel	Box spanner			27)	1080
	7	1	–	–	–	1210305-7	Hävarm	Lever				1090
	8	1	–	–	–	210082-4	Hävarm	Lever				1100
	8a	1	–	–	–	688931-5	Hävarm	Lever				1105
	9	1	–	–	–	677838-5	Domkraft	Jack		8	ERS AV 1 ST 1255610–6, 1 ST 1255627–0.	1110 1115
x	10	1	–	–	–	1228668-8	Verktygsfodral	Tool case			(670916)	1120
	11	1	–	–	–	679471-3	Domkraftsfodral	Jack case		8		1130

27. Med air–conditioning, tändstift nr 1. Air conditioning, sparking plug No. 1. Climatisation–air, bougie No. 1. Klimaanlage, Zündkerze Nr.1. Aire acondicionada, buj no. 1.

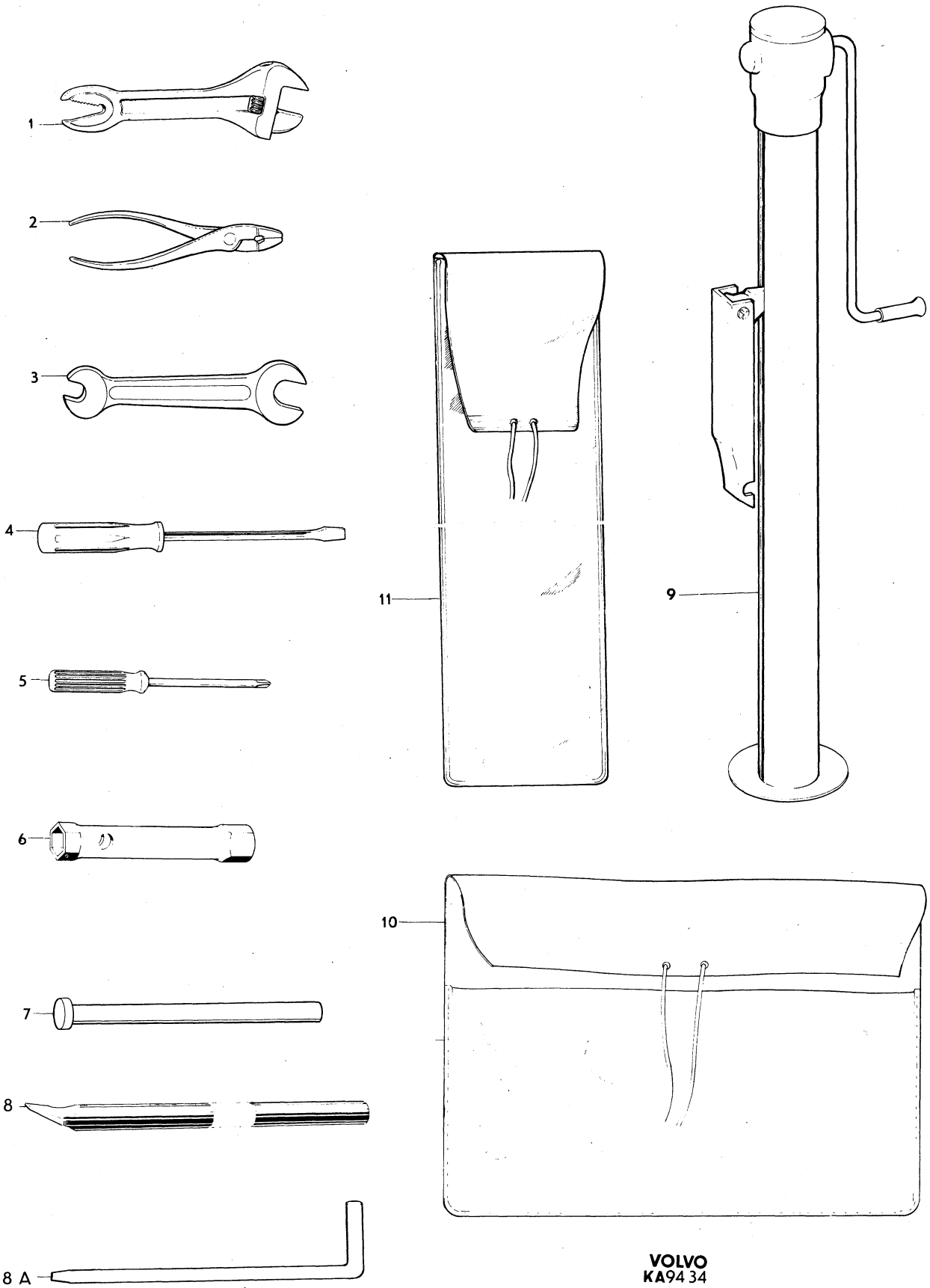

VOLVO
KA94 34

Sida Page	Grupp Group	Bilbälte, framsäte SBUR	Seat belt, front seat SBUR	Illustration 26008 1979–11	0400
22	9				

Pos. Fig.	Antal/Quantity 142	144	145		Artikel nr Part No	Benämning	Description	Sats Kit	B P S R	Anmärkning Notes	
1	2	–	–	–		Bilbälte	Seat belt		8	COMMON MARKET,	0020
										ERS AV 1 ST 1244265–3,	0025
										1 ST 1244266–1,	0026
										1 ST 1244263–8	0027
	2	–	–	–		Bilbälte	Seat belt		8	SWEDEN,	0028
										ERS AV 1 ST 1294002–9,	0029
										1 ST 1294003–7,	0030
										1 ST 1264543–8	0031
	2	2	2	–		Bilbälte	Seat belt		8	USA, CAN,	0032
										ERS AV 1 ST 1264093–4,	0033
										1 ST 673053–5	00[illegible]
	2	–	–	–		Bilbälte	Seat belt		8	EUROPE EXCL	0[illegible]
										CM SWEDEN,	0036
										ERS AV 1 ST 1225898–4,	0037
										1 ST 1264543–8	0038
	–	2	2	–		Bilbälte	Seat belt		8	COMMON MARKET,	0039
										ERS AV 1 ST 1244267–9,	0040
										1 ST 1244263–8	0[illegible]
	–	2	2	–		Bilbälte	Seat belt		8	SWEDEN,	0042
										ERS AV 1 ST 1225854–7,	0043
										1 ST 1264543–8	0044
	–	2	2	–		Bilbälte	Seat belt		8	EUROPE EXCL	0045
										CM, SWEDEN,	0046
										ERS AV 1 ST 1225899–2,	0047
										1 ST 1264543–8	0048
2	2	2	2	–	673057-6	•Bandhållare	•Belt retainer				0060
3	–	2	–	–	681438-8	Bilbälte	Seat belt			HS	0080
4	2	2	2	–	1221130-6	Kåpa	Casing				0100
5	2	2	2	–	942355-9	Skruv	Screw		8	TID UTF L 27.	0120
										ERS AV 1 ST 943394–7,	0140
										1 ST 672818–2.	0160
	2	2	2	–	943394-7	Skruv	Screw			SEN UTF L 25	0180
6	2	2	2	–	672818-2	Distansrör	Spacer tube			SEN UTF	0200
7	2	–	–	–	955896-6	Bricka	Washer			142 CH–178959	0220
8	4	4	4	–	672075-9	Bussning	Bushing				0240
9	2	2	2	–	942357-5	Bricka	Washer				0260
10	2	2	2	–	942356-7	Bricka	Washer				0280
11	2	2	2	–	942359-1	Skruv	Screw		8	TID UTF L 30.	0300
										ERS AV 1 ST 943395–4,	03[illegible]
										1 ST 673937–9.	0340
	2	2	2	–	943395-4	Skruv	Screw			26) SEN UTF L 32	0360
12	2	2	2	–	673937-9	Distansrör	Spacer tube			26) SEN UTF	0380
13	2	2	2	–	671886-0	Fjäder	Spring			26)	0400
14	2	2	2	–	672075-9	Bussning	Bushing			6, 57)	0420
15	2	2	2	–	950385-5	Mutter	Nut			25)	04[illegible]
16	2	2	2	–	672818-2	Distansrör	Spacer tube			25)	04[illegible]
17	2	2	2	–	1210946-8	Bricka	Washer		8	53)	0480
18	2	2	2	–	940153-0	Mutter	Nut			25)	0500
19	–	2	2	–	955692-9	Skruv	Screw			25) L 32	0520
	2	–	–	–	943393-9	Skruv	Screw				0540
20	2	2	2	–	1210846-0	Lock	Cover			25) (676454)	0560

6. 142 CH –320, 144 CH –25664 excl. CH 19082–19701.
25. 144 CH 194140–, 145 CH 61600–.
26. 144 CH –194139, 145 CH –61599.
53. 144 Ch 262580–. 145 Ch 103050–.
57. USA, CAN 142 CH 283500–, 144 CH 295522–, 145 CH 125682–.

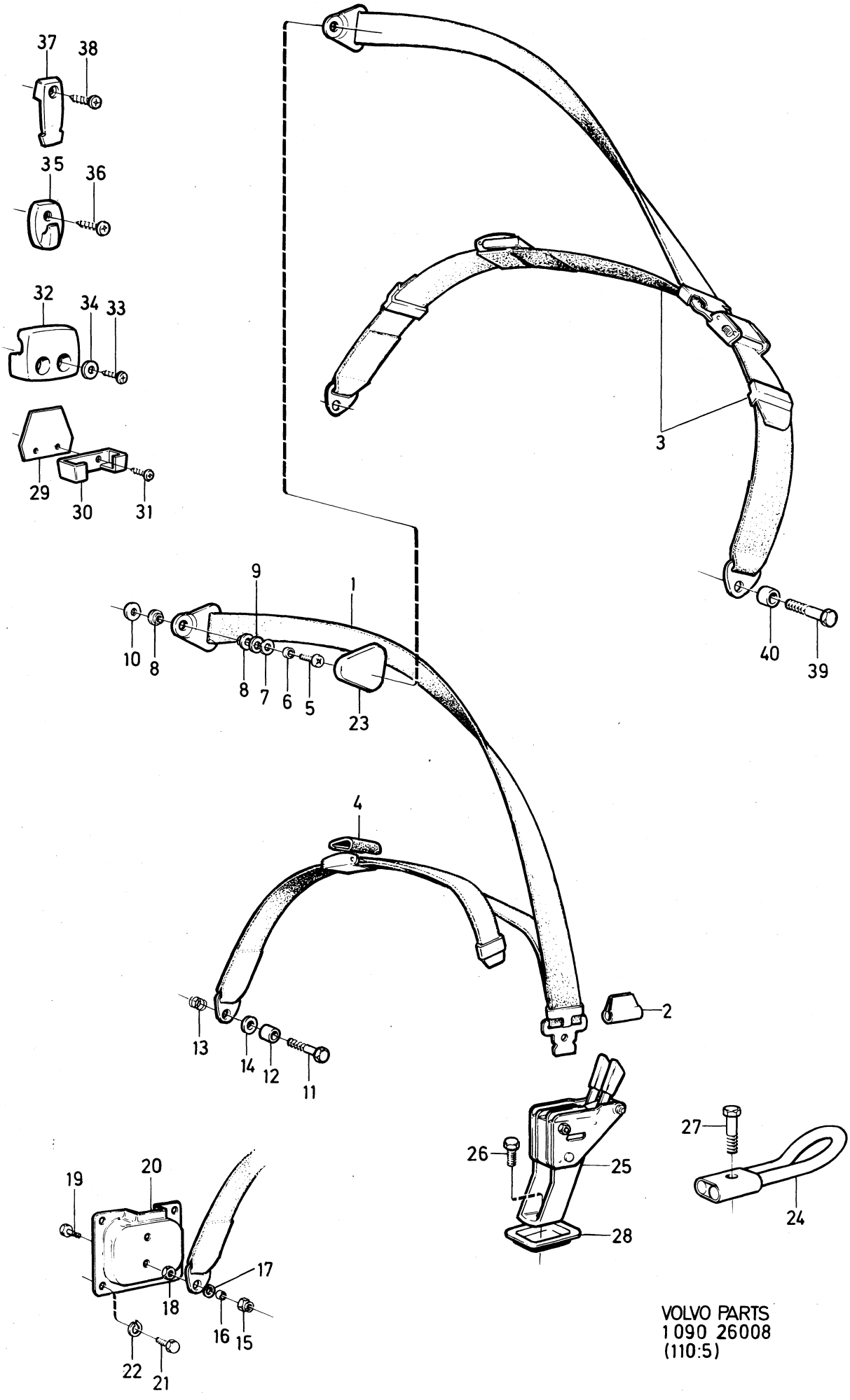

VOLVO PARTS
1090 26008
(110:5)

Sida Page	Grupp Group	Bilbälte, framsäte SBUR	Seat belt, front seat SBUR	Illustration	0400
24	9			26008 1979–11	

Pos. Fig.	Antal/Quantity 142	144	145		Artikel nr Part No	Benämning	Description	Sats Kit	B P S R	Anmärkning Notes	
21	8	8	8	–	955524-4	Skruv	Screw			21) SPEC UTF S–1593, S–1594, S–1600, S–1601 S–1602, S–1603, S–1604 S–1605, S–1647, S–1648 S–1654.	0580 0600 0620 0640 0660
22	8	8	8	–	955921-2	Bricka	Washer			21) SPEC UTF S–1593, S–1594, S–1600, S–1601 S–1602, S–1603, S–1604 S–1605, S–1647, S–1648 S–1654.	0680 0700 0720 0740 0760
23	2	2	2	–	673162-4	Kåpa	Cover				0780
24	–	1	–	–	671897-7	Fästbeslag	Anchorage fitting			USA, CAN CH 2687–10259	0800
25	–	1	–	–		Saxlås	Catch		8	USA, CAN CH–2686, 10260–27931 EXCL 27291–27735.	0820 0840 0860
	1	1	1	–	673053-5	Saxlås	Catch			USA, CAN 142 CH–283499 144 CH 27932–295521 INCL 27291–27735 145 CH–125681	0880 0900 0920 0940
	1	1	–	–		Saxlås	Catch		8	10) 142 CH–575, 144 CH–28132 EXCL 27291–27735.	0960 0980 1000
	1	1	1	–	673053-5	Saxlås	Catch			10) 142 CH 576–, 144 CH 28133– INCL 27291–27735, 145.	1020 1040 1060
26	1	1	1	–	955692-9	Skruv	Screw			USA, CAN EXCL 144 CH 2687–10259	1080 1100
27	–	1	–	–	943395-4	Skruv	Screw			USA, CAN CH 2687–10259	1120
28	1	1	1	–	683751-2	Täckplåt	Cover plate			(682619)	1140
29	2	–	–	–	680558-4	Skärm	Cover			40)	1160
30	2	2	2	–	671143-6	Upphängningskrok	Hang hook			17) (672806)	1180
31	4	4	4	–	955127-6	Skruv	Screw			17)	1200
32	2	2	2	–	683605-0	Upphängningskrok	Hang hook			18)	1220
33	4	4	4	–	955129-2	Skruv	Screw			18)	1240
34	4	4	4	–	120085-6	Bricka	Washer			18)	1260
35	–	2	–	–	672997-4	Upphängningskrok	Hang hook			144 HS CH 138700– 194139. 144 SPEC UTF 5958 CH–209893. SPEC UTF 5451, 5452, 5453.	1280 1300 1340 1360
36	–	2	–	–	955172-2	Skruv	Screw			144 HS CH 138700– 194139. 144 SPEC UTF 5958 CH–209893.	1380 1400 1420
37	–	2	–	–	687522-3	upphängningskrok	hang hook			144 HS CH 194140– 263069. 144 SPEC UTF 5958 CH 209894–.	1440 1460 1480
38	–	2	–	–	955139-1	Skruv	Screw			144 HS CH 194140– 263069. 144 SPEC UTF 5958 CH 209894–.	1500 1520 1540
39	–	2	–	–	943395-4	Skruv	Screw			144 HS CH 194140– 263069. 144 SPEC UTF 5958 CH 209894–.	1560 1580 1600
40	–	2	–	–	673937-9	Distansrör	Spacer tube			144 HS CH 194140– 263069. 144 SPEC UTF 5958 CH 209894–.	1620 1640 1660

10. Excl USA, CAN.
17. 142 CH –100917, 101858–101979. 144 CH –128679, 129416–129586. 145 CH –26113, 26560–26574.
18. 142 CH 100918–101857, 101980–. 144 FS CH 128680–129415, 129587–. 144 HS CH 128680–129415, 129587–138699. 145 CH 26114–26559, 26575–.
21. 142 CH 178960–, 144 CH 194140–. 145 CH 61600–.
40. Incl spec utf 5998, 5481, 5482, 5483.

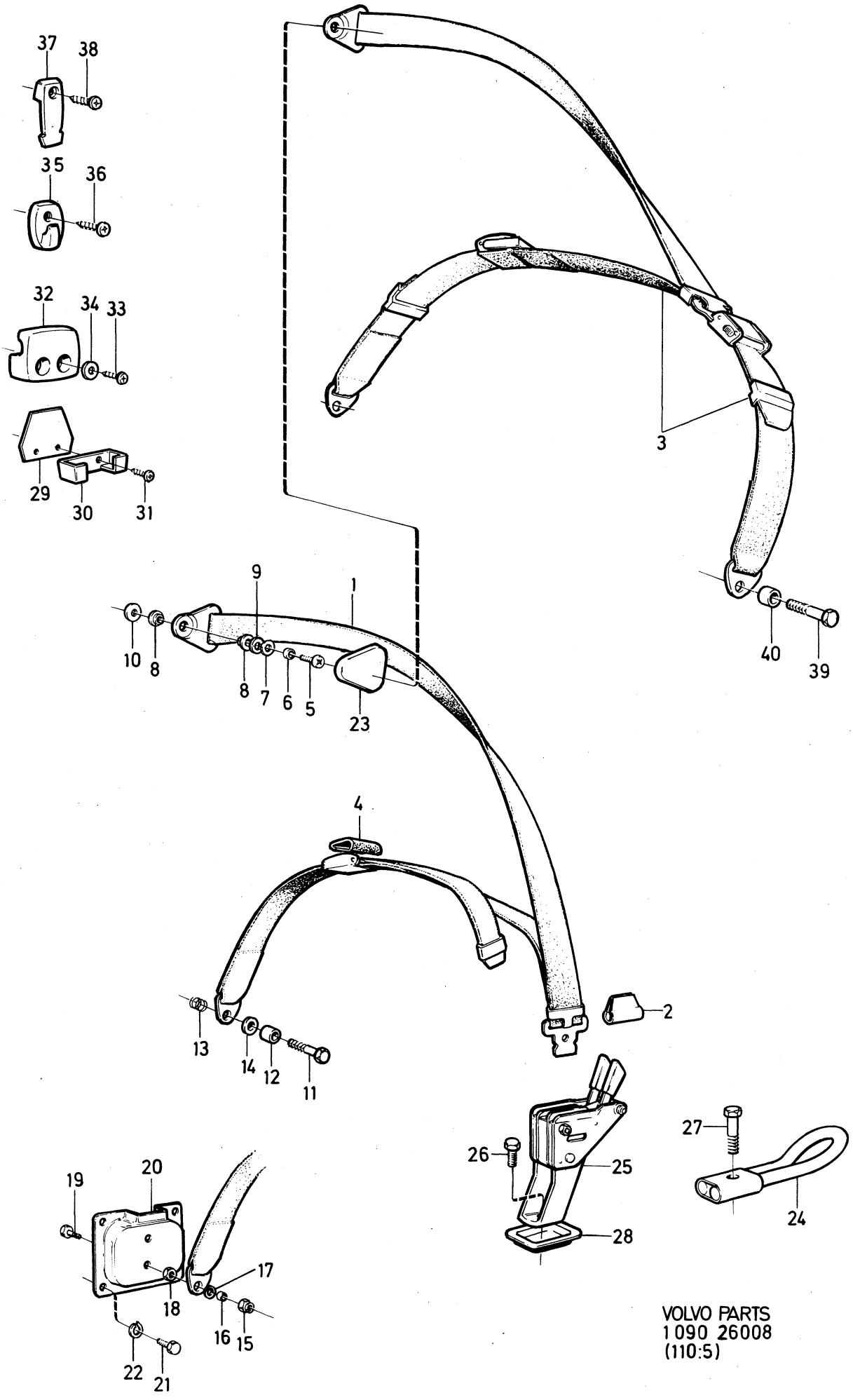

VOLVO PARTS
1 090 26008
(110:5)

Sida Page	Grupp Group	Bilbälte,framsäte SBMR	Seat belt, front seat SBMR	Illustration	0425
26	9			26082 1979–11	

	Pos. Fig.	Antal/Quantity 142	144	145		Artikel nr Part No	Benämning	Description	Sats Kit	B P S R	Anmärkning Notes	
	1	2	–	–	–		Bilbälte	Seat belt		8	USA, CAN CH–283499.	0020
											SPEC UTF 5452, 5453.	0040
											ERS AV 1 ST 1264093–4,	0060
											1 ST 1210572–2, 1 ST	0080
											1224704–5, 1 ST	0100
											955692–9, 1 ST950385–5	0120
x		2	–	–	–	1210534-2	Bilbälte	Seat belt			USA, CAN CH 283500–	0140
		2	–	–	–		Bilbälte	Seat belt		8	EXCL USA, CAN.	0160
											SPEC UTF 1593,	0180
											1594, 5451.	0200
											ERS AV 1 ST 1264094–2,	0220
											1 ST 1210572–2, 1 ST	0240
											1224704–5, 1 ST	0260
											955692–9, 1ST 950385–5	0280
		–	2	2	–		Bilbälte	Seat belt		8	EXCL USA, CAN.	0300
											SPEC UTF 1594, 5451,	0320
											S–1600, S–1601, S–1602	0340
											S–1603, S–1604, S–1605	0360
											S–1647, S–1648, S–1654	0380
											S–1714.	0400
											ERS AV 1 ST 1264094–2,	0420
											1 ST 1210572–2, 1 ST	0440
											1224704–5, 1 ST	0460
											955692–9, 1ST 940153–0	0480
		–	2	2	–		Bilbälte	Seat belt		8	USA, CAN	0500
											144 CH–295521,	0520
											145 CH–125681	0540
											ERS AV 1 ST 1264093–4,	0560
											1 ST 1210572–2, 1 ST	0580
											1224704–5, 1 ST	0600
											955694–5, 1ST 940153–0	0620
x		–	2	2	–	1210534-2	Bilbälte	Seat belt			USA, CAN	0640
											144 CH 295522–	0660
											145 CH 125682–	0680
		–	1	1	–	281490-3	Bilbälte, V	Seat belt, L		8	SPEC UTF S–1550,	0700
											S–1552, S–1582, S–1589	0720
		–	1	1	–	281491-1	Bilbälte, H	Seat belt, R		8	SPEC UTF S–1550,	0740
											S–1552, S–1582, S–1589	0760
	2	2	2	2	–	942355-9	Skruv	Screw			TID UTF, L 27	0780
											ERS AV 1 ST 943394–7,	0800
											1 ST 672818–2	0820
		2	2	2	–	943394-7	Skruv	Screw			SEN UTF, L 25	0840
	3	2	–	–	–	955896-6	Bricka	Washer			142 CH–178959	0860
	4	4	4	4	–	672075-9	Bussning	Bushing				0880
	5	–	2	2	–	944633-7	Bricka	Washer				0900
	6	2	2	2	–	950385-5	Mutter	Nut			25)	0920
	7	2	2	2	–	672818-2	Distansrör	Spacer tube			25)	0940
	8	2	2	2	–	940153-0	Mutter	Nut			25)	0960
	9	2	2	2	–	1210846-0	Lock	Cover			25) (676454)	0980
	10	2	2	2	–	1221210-6	Styrplatta	Guide plate				1000
	11	8	8	8	–	955524-4	Skruv	Screw			21) SPEC UTF S–1593,	1020
											S–1594, S–1600, S–1601	1040
											S–1602, S–1603, S–1604	1060
											S–1605, S–1647, S–1648	1080
											S–1654	1100

21. 142 CH 178960–, 144 CH 194140–. 145 CH 61600–.
25. 144 CH 194140–, 145 CH 61600–.

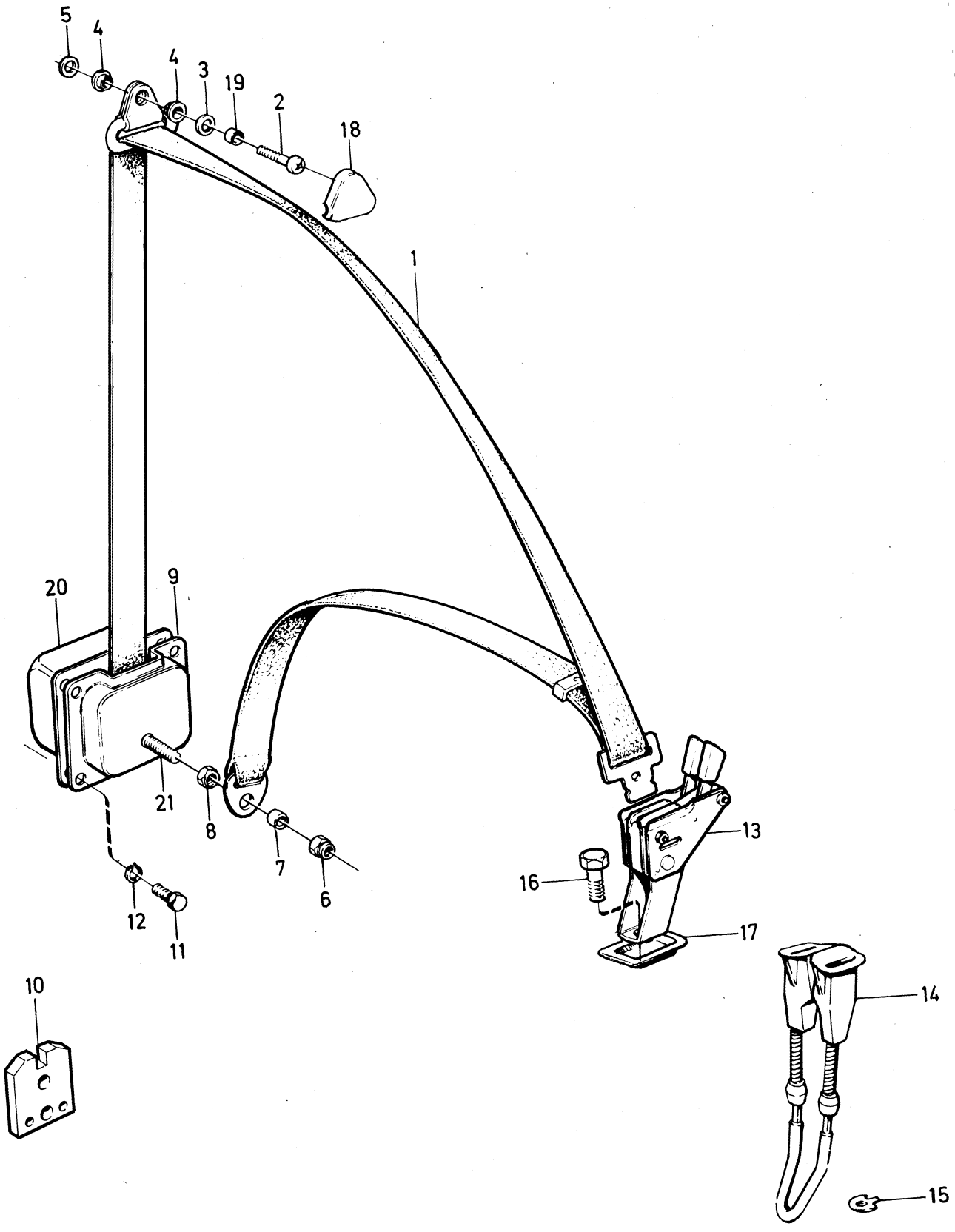

VOLVO PARTS
1 090 26082
(110:5)

Sida / Page	Grupp / Group	Bilbälte,framsäte / Seat belt, front seat	Illustration	0425
28	9	SBMR / SBMR	26082 1979–11	

Pos. Fig.	Antal/Quantity 142	144	145		Artikel nr Part No	Benämning	Description	Sats Kit	B P S R	Anmärkning Notes	
12	8	8	8	–	955921-2	Bricka	Washer			21) SPEC UTF S–1593,	1120
										S–1594, S–1600, S–1601	1140
										S–1602, S–1603, S–1604	1160
										S–1605, S–1647, S–1648	1180
										S–1654	1190
13	–	1	–	–		Saxlås	Catch		8	USA, CAN TID UTF	1200
	1	1	1	–	673053-5	Saxlås	Catch			USA, CAN 142 CH–283499	1220
										144 CH 27932–295521	1240
										INCL 27291–27735	1260
										145 CH–125681	1280
	1	1	–	–		Saxlås	Catch		8	10) TID UTF	1300
	1	1	1	–	673053-5	Saxlås	Catch			10) 142 CH 576–,	1320
										144 CH 28133– INCL	1340
										27291–27735, 145.	1360
14	1	1	1	–	1221073-8	Saxlås	Catch			57)USA,CAN	1380
15	1	1	1	–	1210715-7	Bricka	Washer			57)USA,CAN	1400
16	1	1	1	–	955692-9	Skruv	Screw			L 32	1420
17	1	1	1	–	683751-2	Täckplåt	Cover plate			(682619)	0
18	2	2	2	–	681533-6	Kåpa	Cover			21) SPEC UTF S–1593,	1460
										S–1594, S–1600, S–1601	1480
										S–1602, S–1603, S–1604	1500
										S–1605, S–1647, S–1648	1520
										S–1654, S–1714	1540
19	2	2	2	–	682437-9	Distansrör	Spacer tube			21) SPEC UTF S–1593,	1560
										S–1594, S–1600, S–1601	1580
										S–1602, S–1603, S–1604	1600
										S–1605, S–1647, S–1648	1620
										S–1654, S–1714	1640
x 20	2	2	2	–	1210999-7	Kåpa	Cover			(676126)	1660
21	2	2	2	–	955689-5	Skruv	Screw			21)	1680

10. Excl USA, CAN.
21. 142 CH 178960–, 144 CH 194140–. 145 CH 61600–.
57. USA, CAN 142 CH 283500–, 144 CH 295522–, 145 CH 125682–.

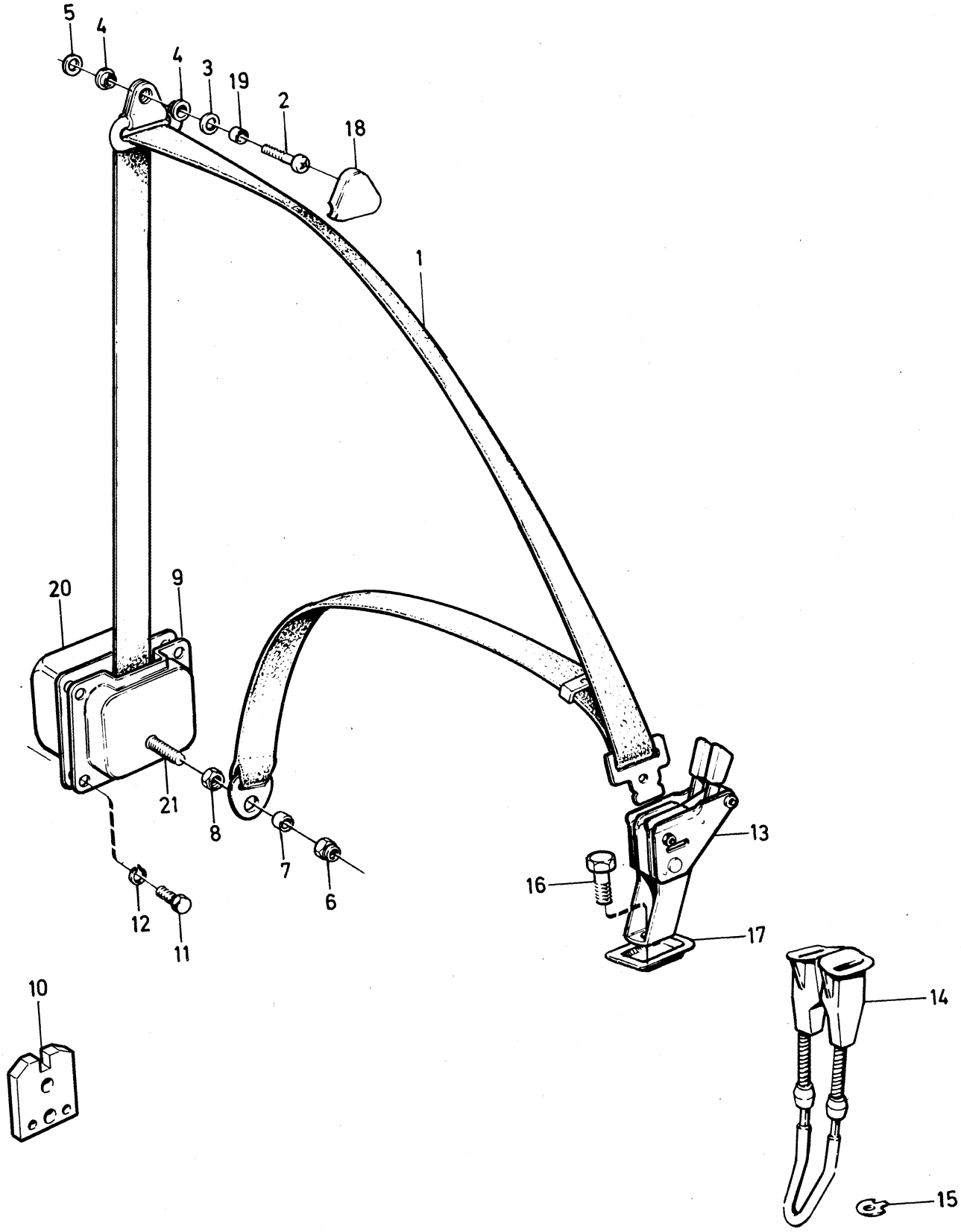

VOLVO PARTS
1 090 26082
(110:5)

Sida / Page 30 | Grupp / Group 9 | Bilbälte, baksäte / Seat belt, rear seat | Illustration 26204 1979–11 | 0450

	Pos. Fig.	Antal/Quantity 142	144	145 HV		Artikel nr Part No	Benämning	Description	Sats Kit	B P S R	Anmärkning Notes	
	1	2	2	2	–	1221131-4	Bilbälte, sida	Seat belt, side			11, 56)	1010
x	1a	2	2	–	–	1210526-8	Bilbälte, sida	Seat belt, side			11, 57) (1221060)	1040
x		–	–	2	–	1210527-6	Bilbälte, sida	Seat belt, side			11, 57) (1221061)	1041
	2	2	2	2	–	955896-6	Bricka	Washer			31, 43)	1050
	2a	2	2	2	–	682547-5	Distansrör	Spacer tube			43)	1060
	3	2	2	2	–	943393-9	Skruv	Screw			12, 35) L19	1070
	4	2	2	2	–	943394-7	Skruv	Screw			12, 43) L35	1080
x	5	1	1	1	–	1244323-0	Bilbälte, mittre	Seat belt, centre			USA, CAN (1224353)	1090
x	6	2	2	2	–	1224776-3	Bilbälte, sida	Seat belt, side			43) (1210843)	1107
x		2	2	2	–	1224776-3	Bilbälte, sida	Seat belt, side			SPEC UTF 5450	1108
											(1221099)	1109
x		2	2	2	–	1224776-3	Bilbälte, sida	Seat belt, side			20) SM (672986)	[illegible]
x		2	2	–	–	1210401-4	Bilbälte, sida	Seat belt, side			46, 47) SM (1221098)	1120
x		–	–	2	–	1224776-3	Bilbälte, sida	Seat belt, side			55) SM (1221031)	1130
	7	2	2	2	–	943394-7	Skruv	Screw			13, 35)	1150
	8	2	2	2	–	942357-5	Bricka	Washer			13, 35, 43) SPEC UTF	1160
											5451, 5452, 5453	1161
	9	4	4	4	–	672075-9	Bussning	Bushing			13, 35, 43) SPEC UTF	[illegible]
											5451, 5452, 5453	1[illegible]
	10	2	2	2	–	942356-7	Bricka	Washer			13, 35, 43) SM	1180
		2	2	2	–	955896-6	Bricka	Washer				1190
	11	2	2	2	–	672818-2	Distansrör	Spacer tube			13, 35, 43) SM	1200
	12	2	2	2	–	943395-4	Skruv	Screw			13) SM	1210
	13	2	2	2	–	672818-2	Distansrör				13)	1220
	14	2	2	2	–	672997-4	Upphängningskrok	Hang hook			32, 37) SM	1230
	15	2	2	2	–	955172-2	Skruv	Screw			32, 37) SM	1240
	16	3	3	2	–	687522-3	Upphängningskrok	Hang hook			31, 35, 36, 43, 56) SPEC	1250
											UTF 5451, 5452, 5453	1251
											SM, USA CAN	1260
	17	3	3	2	–	905426-3	Skruv	Screw		8		1270
		2	2	2	–	955140-9	Skruv	Screw			10, 35, 43) SPEC UTF	1280
											5451, 5452, 5453	1281
	18	3	2	–	–	685485-5	Bricka	Washer			31, 44) SM, USA CAN	1290
	19	–	–	2	–	685452-5	Mellanlägg	Spacer			31, 45, 56) SM SPEC	1300
											UTF 5451, 5452, 5453	1301
		–	–	2	–	685898-9	Mellanlägg	Spacer			57)	1305
	20	2	2	2	–	673162-4	Kåpa	Cover			13, 35, 54, 43) SM SPEC	1310
											UTF 5451, 5452, 5453	1311
		–	–	2	–	1210864-3	Kåpa	Cover			55)	1
		2	2	2	–	681533-6	Kåpa	Cover			57)	1320
x	21	1	1	1	–	1244323-0	Bilbälte, mittre	Seat belt, centre			SM (1224353)	1330
	22	2	2	2	–	943394-7	Skruv	Screw			13) SM	1350
	23	–	–	2	–	1210864-3	Kåpa	Cover			45) 145 CH 78112–.	1360

10. Excl USA, CAN.
11. USA, CAN.
12. USA, CAN, 142 CH 1500–, 144 CH 37000–, 145.
13. 142 CH 112400–, 144 CH 138700–. 145 CH 30900–.
20. 142 Ch 179088–249929, incl 112400–178983. 144 Ch 194302–263069, incl 138700–194148. 145 Ch 61625–103379, incl 30900–61609.
31. 142 CH 178960–. 144 CH 194140–, 145 CH 61600–.
32. 142 CH 112400–178959, 144 CH 138700–194139, 145 CH 30900–61599.
35. Incl spec utf 5970.
36. 142 CH–226677. 144 CH–235598.
37. 142 CH 226678–. 144 CH 235599–.
43. Spec utf 5481, 5482, 5483.
44. 142, 144 Spec utf 5481, 5482.
45. 145 Spec utf 5483.
46. 144 Ch 263070–.
47. 142 Ch 249930–.
54. 145 CH–103379.
55. 145 CH 103380–.
56. USA, CAN 142 CH–283499, 144 CH–295521, 145 CH–125681.
57. USA, CAN 142 CH 283500–, 144 CH 295522–, 145 CH 125682–.

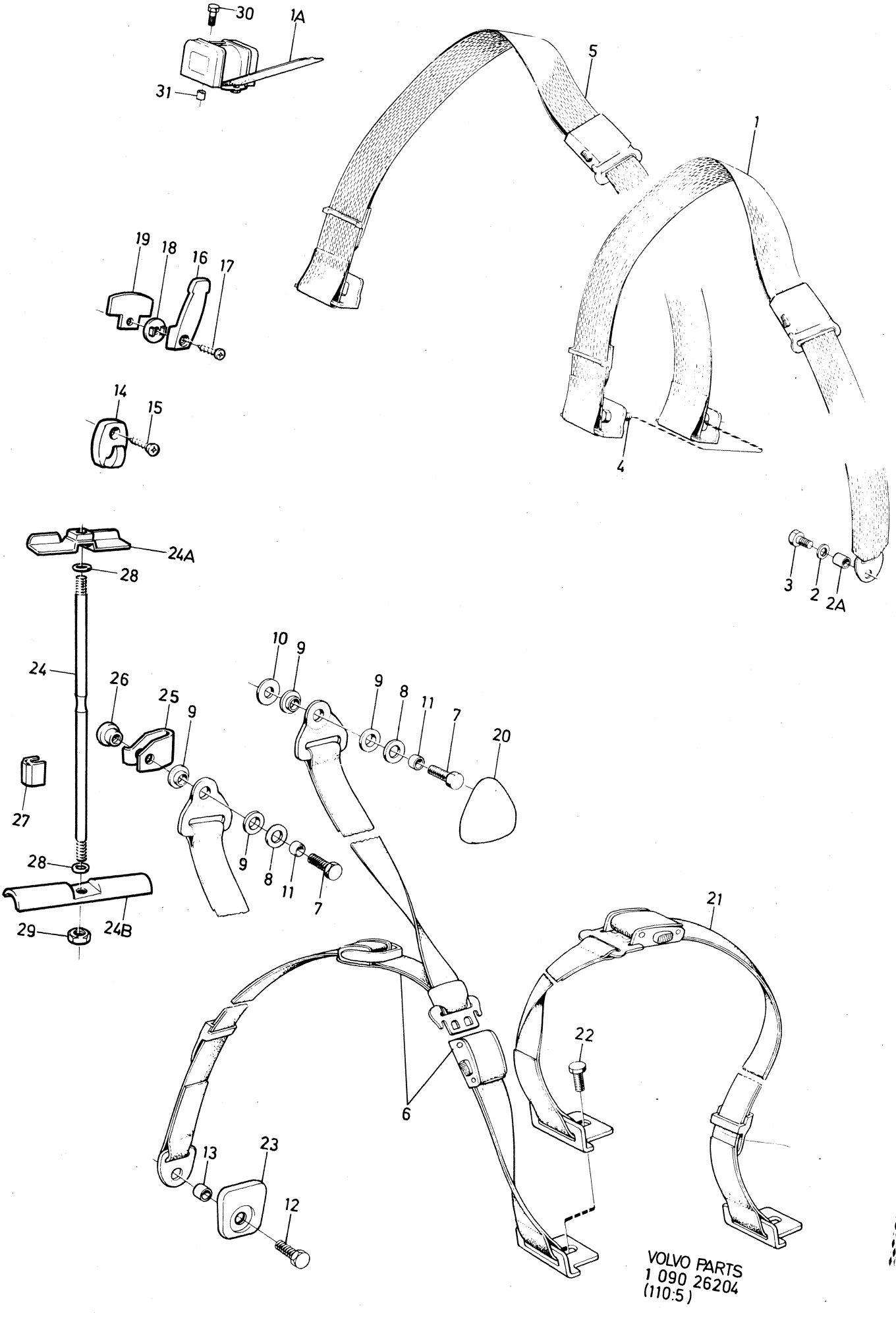

VOLVO PARTS
1 090 26204
(110:5)

Sida Page	Grupp Group	Bilbälte, baksäte	Seat belt, rear seat	Illustration	0450
32	9			26204 1979–11	

Pos. Fig.	Antal/Quantity 142	144	145 HV		Artikel nr Part No	Benämning	Description	Sats Kit	B P S R	Anmärkning Notes	
24	–	–	2	–	1221165-2	Dragstång	Pull rod			55, 57) SM (685718)	1370
24a	–	–	2	–	683576-3	Förstärkning	Reinforcement			55)	1375
24b	–	–	2	–	685766-8	Förstärkning	Reinforcement			55)	1376
25	–	–	2	–	685719-7	Öra	Lug			55, 57) SM	1380
26	–	–	2	–	685720-5	Hylsa	Sleeve			55, 57) SM	1390
27	–	–	2	–	685898-9	Mellanlägg	Spacer			55, 57) SM	1400
x 28	–	–	4	–	1254346-8	Gummibussning	Rubber bushing			55, 57) SM	1410
29	–	–	2	–	955849-5	Låsmutter	Lock nut			55, 57) SM	1420
30	2	2	2	–	943393-9	Skruv	Screw			57)	1430
31	2	2	2	–	682437-9	Distansrör	Spacer tube			57)	1440

55. 145 CH 103380–.
57. USA, CAN 142 CH 283500–, 144 CH 295522–, 145 CH 125682–.

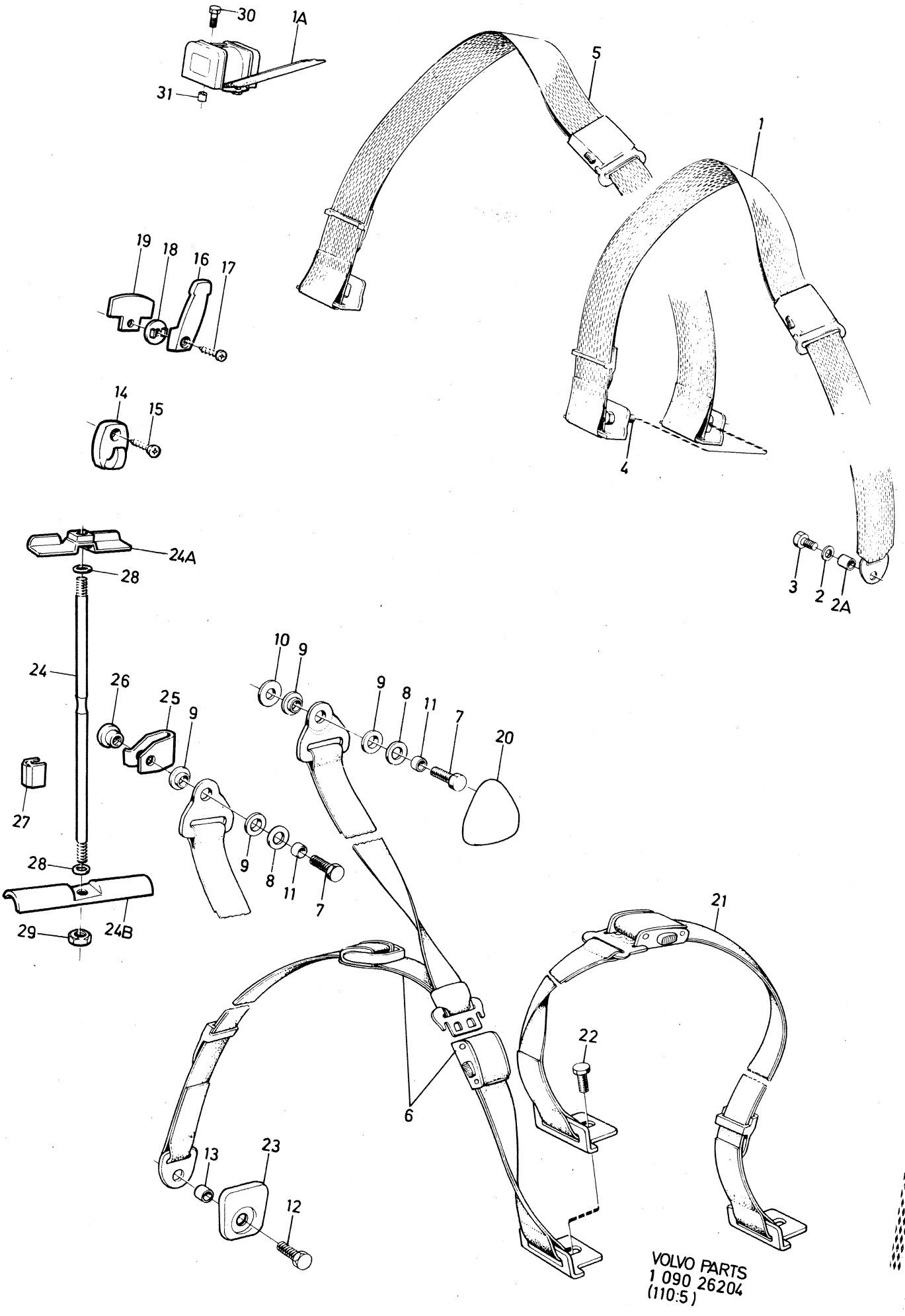

VOLVO PARTS
1 090 26204
(110:5)

Sida Page	Grupp Group	Luftkonditionering VST	Air conditioning LHD	Illustration	0500
		142 CH 178960–, 144 CH 194190–	142 CH 178960–, 144 CH 194190–	26210	
34	9	145 CH 61600–	145 CH 61600–	1979–11	

	Pos. Fig.	Antal/Quantity				Artikel nr Part No	Benämning	Description	Sats Kit	B P S R	Anmärkning Notes	
x	1	1	–	–	–	1215012-4	Kompressor	Compressor		8	(688925)	0020
											ERS AV 1235124–3	0021
							Det se sida 40, 5-B17	Comps page 40, 5-B17				0040
x	2	1	–	–	–	1259281-2	Koppling	Connection			(684322)	0060
	3	1	–	–	–	944023-1	Skruv	Screw				0080
	4	1	–	–	–	191169-2	Bricka	Washer				0100
	5	4	–	–	–	943159-4	Skruv	Screw				0120
	6	2	–	–	–	955137-5	Skruv	Screw				0140
x	7	1	–	–	–	1215391-2	Torkare	Receiver–drier			(684323)	0160
	8	1	–	–	–	688162-7	Konsol	Bracket				0180
	9	1	–	–	–	688227-8	Klamma	Clamp				0200
	10	1	–	–	–	683888-2	Kondensor	Condenser				0220
	11	1	–	–	–	684325-4	Slang	Hose		8		0240
	12	1	–	–	–	684326-2	Slang	Hose				0260
	13	1	–	–	–	688927-3	Slang	Hose		8		0280
	14	1	–	–	–	688928-1	Slang	Hose				0300
	15	1	–	–	–	683881-7	Konsol, H	Bracket, R				0320
	16	1	–	–	–	683882-5	Konsol, V	Bracket, L				0340
	17	1	–	–	–	683883-3	Konsol, V	Bracket, L				0360
	18	1	–	–	–	684490-6	Konsol, H	Bracket, R				0380
	19	8	–	–	–	955138-3	Skruv	Screw			L 12	0400
	20	4	–	–	–	941739-5	Skruv	Screw			L 10	0420
	21	1	–	–	–	687481-2	Klammer	Clip			B20E	0440
x	22	1	–	–	–	943470-5	Klammer	Clip			(951786)	0460
	23	1	–	–	–		Klammer	Clip		8		0480
	24	3	–	–	–	952630-2	Klammer	Clip				0500
	25	1	–	–	–	952635-1	Klammer	Clip			B20A, B, D	0520
	26	5	–	–	–	955138-3	Skruv	Screw				0540
	27	1	–	–	–	714529-5	Gummiband	Rubber band		8		0560
	28	2	–	–	–	686355-9	Gummibussning	Rubber bushing				0580
	29	2	–	–	–	686356-7	Gummibussning	Rubber bushing				0600
	30	1	–	–	–	683408-9	Relä	Relay			(681576)	0620
	31	1	–	–	–	958504-3	Drivrem	Drive belt				0640
	32	–	–	–	–		Remskiva	Pulley			SE GRUPP 2A	0660
	33	1	–	–	–		Spännrulle	Tension pulley		8	ALT 1	0680
	34	1	–	–	–	460079-7	•Hävarm	•Lever			ALT 1	0700
	35	–	–	–	–		•Remskiva	•Pulley		8	ALT 1	0720
	36	1	–	–	–	181393-0	•Kullager	•Ball bearing			ALT 1	0740
	37	1	–	–	–	914454-4	•Låsring	•Circlip			ALT 1	0760
	38	1	–	–	–	914526-9	•Låsring	•Circlip			ALT 1	0780
	39	1	–	–	–	956601-9	Skruv	Screw			L 32	0800
x	40	1	–	–	–	460081-3	Remskiva	Pulley			ALT 2 (460791)	0820
	41	1	–	–	–	11010-6	•Kullager	•Ball bearing			ALT 2	0840
	42	1	–	–	–	460404-7	•Låsring	•Circlip			ALT 2	0860
	43	1	–	–	–	460385-8	Hävarm	Lever			ALT 2	0880
	44	1	–	–	–	460381-7	Skruv	Screw			ALT 2	0900
	45	6	–	–	–	940114-2	Skruv	Screw			L 22	0920
	46	7	–	–	–	960148-5	Bricka	Washer				0940
	47	1	–	–	–	460065-6	Konsol	Bracket				0960

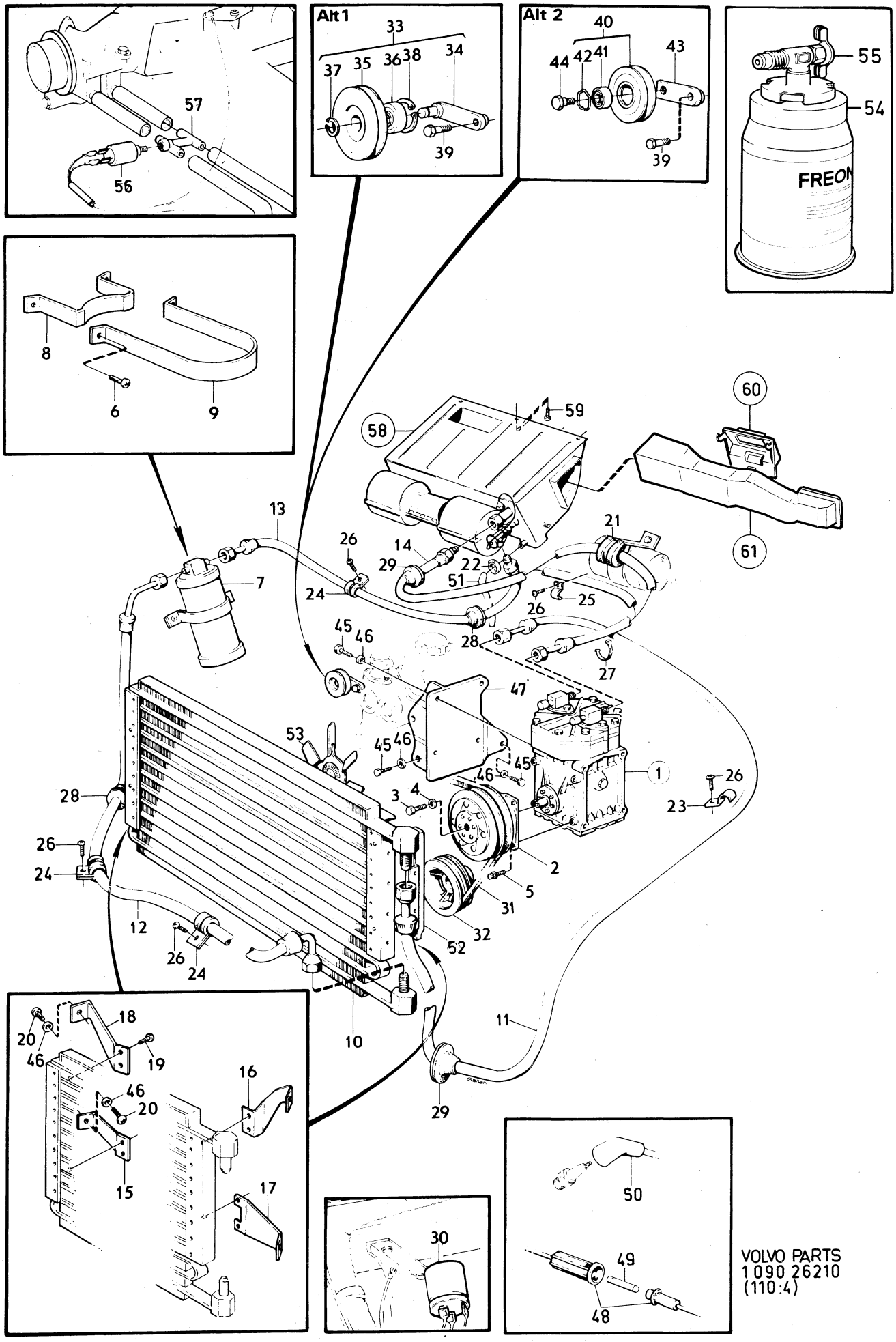
Alt1
Alt 2
FREON
VOLVO PARTS
1 090 26210
(110:4)

Sida Page	Grupp Group	Luftkonditionering VST	Air conditioning LHD	Illustration	0500
		142 CH 178960–, 144 CH 194190–	142 CH 178960–, 144 CH 194190–	26210	
36	9	145 CH 61600–	145 CH 61600–	1979–11	

	Pos. Fig.	Antal/Quantity				Artikel nr Part No	Benämning	Description	Sats Kit	B P S R	Anmärkning Notes	
	48	1	–	–	–	681129-3	Sladdsäkring	Cable fuse				0980
	49	1	–	–	–	942785-7	Säkring	Fuse				1000
	50	1	–	–	–	241850-7	Kabelsko	Cable terminal				1020
	51	400	–	–	–	941279-2	Slang	Hose				1040
	52	–	–	–	–		Fläktkåpa	Fan shroud			SE GRUPP 2B	1060
	53	–	–	–	–		Fläkt	Fan			SE GRUPP 2B	1080
x	54	1	–	–	–	1207356-5	Kylmedium	Cooling agent			0,45 KG (1 LB)	1100
											(688705)	1120
x	55	1	–	–	–	1207357-3	Påfyllningsnippel	Filling nipple			(688706)	1140
x	56	1	–	–	–	1266026-2	Magnetventil	Magnet valve			(460532)	1160
	57	1	–	–	–	460161-3	Hus	Housing				1180
	58	1	–	–	–	688908-3	Evaporator	Evaporator		8	SE SIDA 38, 5-B15	1200
	59	3	–	–	–	955143-3	Skruv	Screw			(944327)	1220
	60	1	–	–	–	1214113-1	Panel	Face plate			(688911)	1240
											SE SIDA 38, 5-B15	1260
	61	1	–	–	–	1210250-5	Luftkanal	Air duct			SE SIDA 38, 5-B15	1280

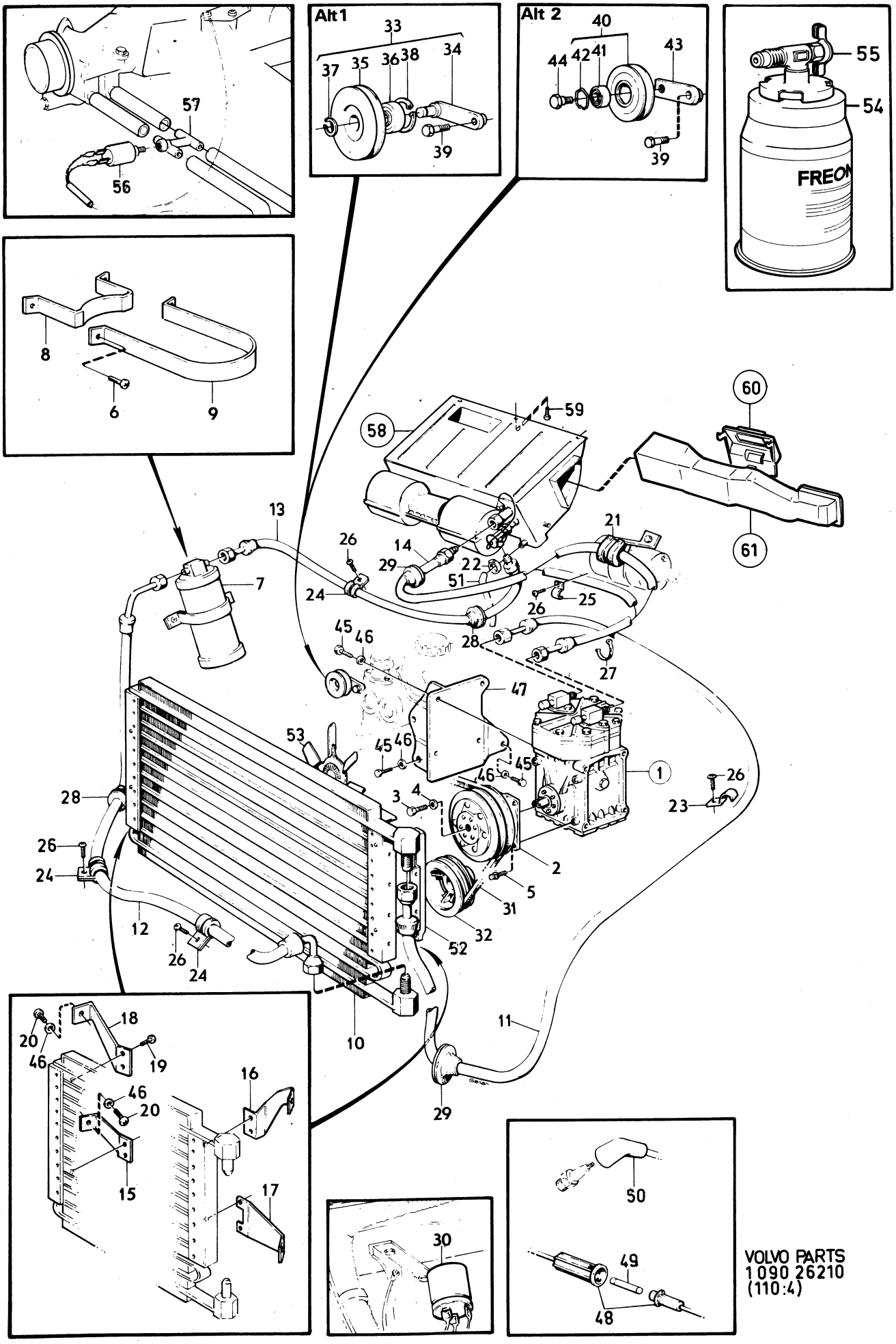
Alt1
Alt 2
FREON
VOLVO PARTS
1 090 26210
(110:4)

Sida / Page 38 | Grupp / Group 9 | Evaporator med luftkanal / Evaporator with air duct | Illustration 26216 1979–11 | 0525

Pos. Fig.	Antal/Quantity				Artikel nr Part No	Benämning	Description	Sats Kit	B P S R	Anmärkning Notes	
1	1	–	–	–	688908-3	Evaporator	Evaporator		8		0020
2	1	–	–	–	1210265-3	•Element	•Radiator				0040
3	2	–	–	–	1210266-1	•Packning	•Packing				0060
4	1	–	–	–	684281-9	•Klamma	•Clip				0080
5	1	–	–	–	1210267-9	•Expansionsventil	•Expansion valve				0100
6	1	–	–	–	1210268-7	•Fläkt, kmpl.	•Fan, cpl.				0120
7	1	–	–	–	1210269-5	••Fläktmotor	••Fan blower				0140
8	2	–	–	–	1210270-3	••Fläkthjul	••Fan wheel				0160
9	1	–	–	–	1210274-5	•Kåpa, övre	•Cover, upper		8		0180
10	12	–	–	–	955133-4	•Skruv	•Screw				0200
11	1	–	–	–	1210283-6	•Motstånd	•Resistor board				[illegible]
12	2	–	–	–	942672-7	•Nit	•Rivet				0240
13	1	–	–	–	1210262-0	•Kåpa, undre kmpl	•Cover, lower cpl				0260
14	1	–	–	–	1210285-1	••Ram	••Bezel		8		0280
15	4	–	–	–	1210286-9	••Clips	••Clips				0300
16	1	–	–	–	1210287-7	••Galler	••Louver				0320
17	1	–	–	–	688909-1	Konsol	Bracket				[illegible]
18	1	–	–	–	955523-6	Skruv	Screw			L 16	[illegible]
19	1	–	–	–	955826-3	Mutter	Nut				0380
20	1	–	–	–	941907-8	Fjädrande bricka	Resilient washer				0400
21	1	–	–	–	1210250-5	Luftkanal	Air duct				0420
22	1	–	–	–	688918-2	Packning	Gasket				0440
23	9	–	–	–	191246-8	Mutter	Nut				0460
24	1	–	–	–	941387-3	Fjädermutter	Spring nut			ALT 1	0480
	1	–	–	–	191246-8	Fjädermutter	Spring nut			ALT 2	0500
25	1	–	–	–	688912-5	Munstycke	Transition				0520
26	2	–	–	–	944325-0	Skruv	Screw		8	L 19	0540
27	2	–	–	–	944326-8	Skruv	Screw		8	L 25	0560
28	1	–	–	–	1210251-3	Lucka	Plate, air duct				0580
29	8	–	–	–	955120-1	Skruv	Screw			L 12	0600
30	1	–	–	–	955126-8	Skruv	Screw			L 10	0620
31	1	–	–	–	955894-1	Bricka	Washer				0640
32	1	–	–	–	688917-4	Packning	Gasket		8		0660
33	1	–	–	–	1214113-1	Panel	Face plate			(688911)	0680
34	1	–	–	–		Panel	Face plate			SE GRUPP 8	0700
35	1	–	–	–	1210285-1	•Ram	•Frame		8		0720
36	4	–	–	–	1210286-9	•Clips	•Clips				0740
37	1	–	–	–	1210287-7	•Galler	•Grille				[illegible]
38	1	–	–	–	1210256-2	•Emblem Volvo	•Volvo emblem		8		[illegible]
39	2	–	–	–	1210257-0	•Kontrollratt	•Knob				0800
40	2	–	–	–	1210261-2	•Mutter	•Nut				0820
41	1	–	–	–	1210259-6	•Strömbrytare, fläkt	•Switch blower				0840
42	1	–	–	–	1210260-4	•Termostat	•Thermostat				0860
43	1	–	–	–	685989-6	Bricka	Washer				[illegible]
44	1	–	–	–	685990-4	Bricka	Washer				[illegible]
45	1	–	–	–	688916-6	Packning	Gasket				0920

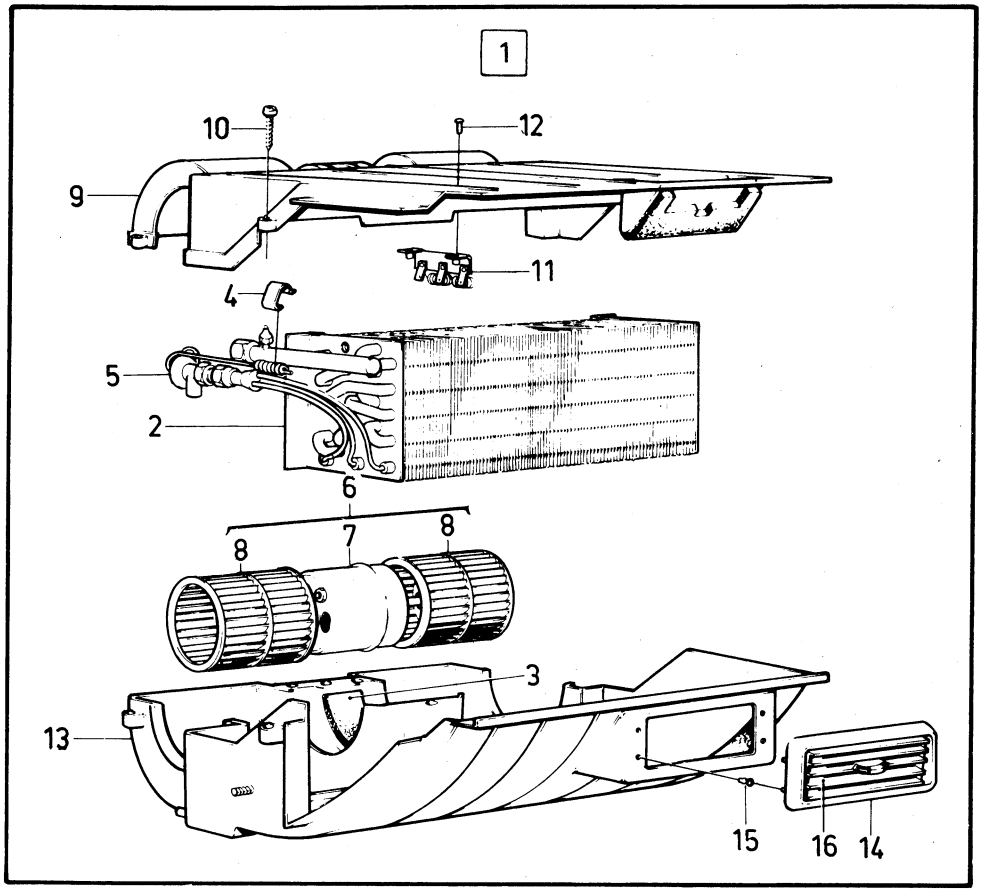

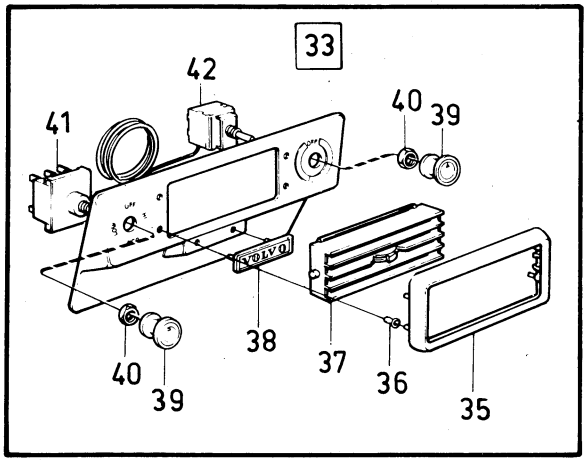

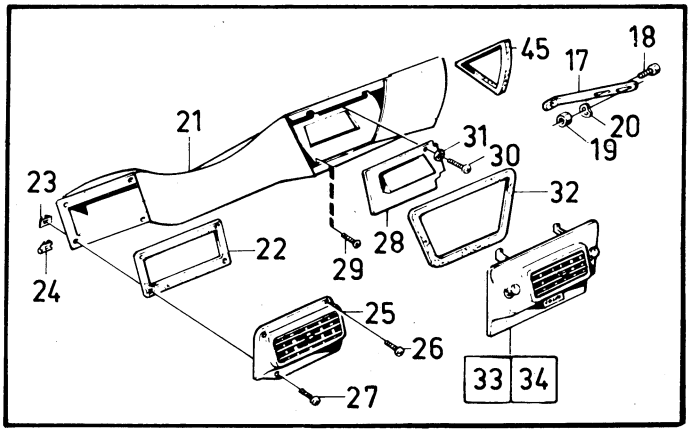

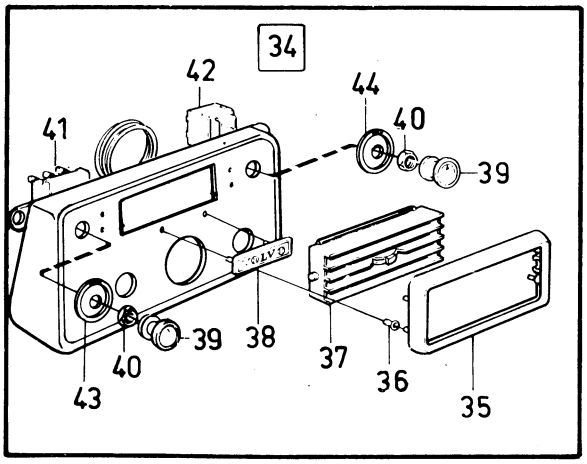

VOLVO PARTS
1 090 26216
(110:4)

Sida / Page 40 | Grupp / Group 9 | Kompressor / Compressor | Illustration 0550 | 8496 | 1979–11

Pos. Fig.	Antal/Quantity				Artikel nr Part No	Benämning	Description	Sats Kit	BPSR	Anmärkning Notes	
x 1	1	–	–	–	1215012-4	Kompressor	Compressor		8	(688925)	1010
										ERS AV 1215012–4	1011
2	–	–	–	–		•Vevhus	•Crankcase		8		1020
3	1	–	–	–	688707-9	•Kullager, främre	•Ball bearing, front				1030
4	1	–	–	–	688708-7	•Kullager, bakre	•Ball bearing, rear				1040
5	1	–	–	–	688709-5	•Lagerhus	•Rear bearing housing		8		1050
6	1	–	–	–	688710-3	•Vevaxel	•Crankshaft				1060
7	1	–	–	–	688711-1	•Kil	•Key				1070
8	2	–	–	–	688712-9	•Kolv med vevstake	•Piston and connection rod assy.				1080 1090
9	1	–	–	–	688713-7	•Lock med tätningar	•Seal assy				[illegible]
10	1	–	–	–	688714-5	••Packning	••Quad ring				1110
11	6	–	–	–	688715-2	•Skruv	•Screw				1120
12	1	–	–	–	688716-0	•Propp	•Oil fill plug				1130
13	1	–	–	–	688717-8	•O–ring	•O–ring	S			1140
14	1	–	–	–	688718-6	•Ventilplatta	•Valve plate assy				1150
15	1	–	–	–	688719-4	••Packning	••Gasket	S			1[illegible]
16	1	–	–	–	688720-2	••Packning	••Gasket	S			1[illegible]
17	2	–	–	–	688721-0	•Styrpinne	•Dowel pin		8		1180
18	1	–	–	–	688722-8	•Lock, undre	•Base plate				1190
19	1	–	–	–	688723-6	•Packning	•Gasket	S			1200
20	14	–	–	–	688715-2	•Skruv	•Screw				1210
21	1	–	–	–	688724-4	•Cylinderlock	•Cylinder head assy				1220
	1	–	–	–	688719-4	••Packning	••Gasket	S		SE POS 15	1230
	1	–	–	–	688720-2	••Packning	••Gasket	S		SE POS 16	1240
22	8	–	–	–	688725-1	•Skruv	•Screw				1250
23	1	–	–	–	687455-6	•Ventil	•Valve				1260
24	1	–	–	–	687456-4	•Ventil	•Valve				1270
25	4	–	–	–	688726-9	•Skruv	•Screw				1280
26	–	–	–	–		•Packning	•Gasket	S			1290
27	–	–	–	–		•O–ring	•O–ring	S			1300
	–	–	–	–	273229-5	•Packningssats	•Gasket kit				1310

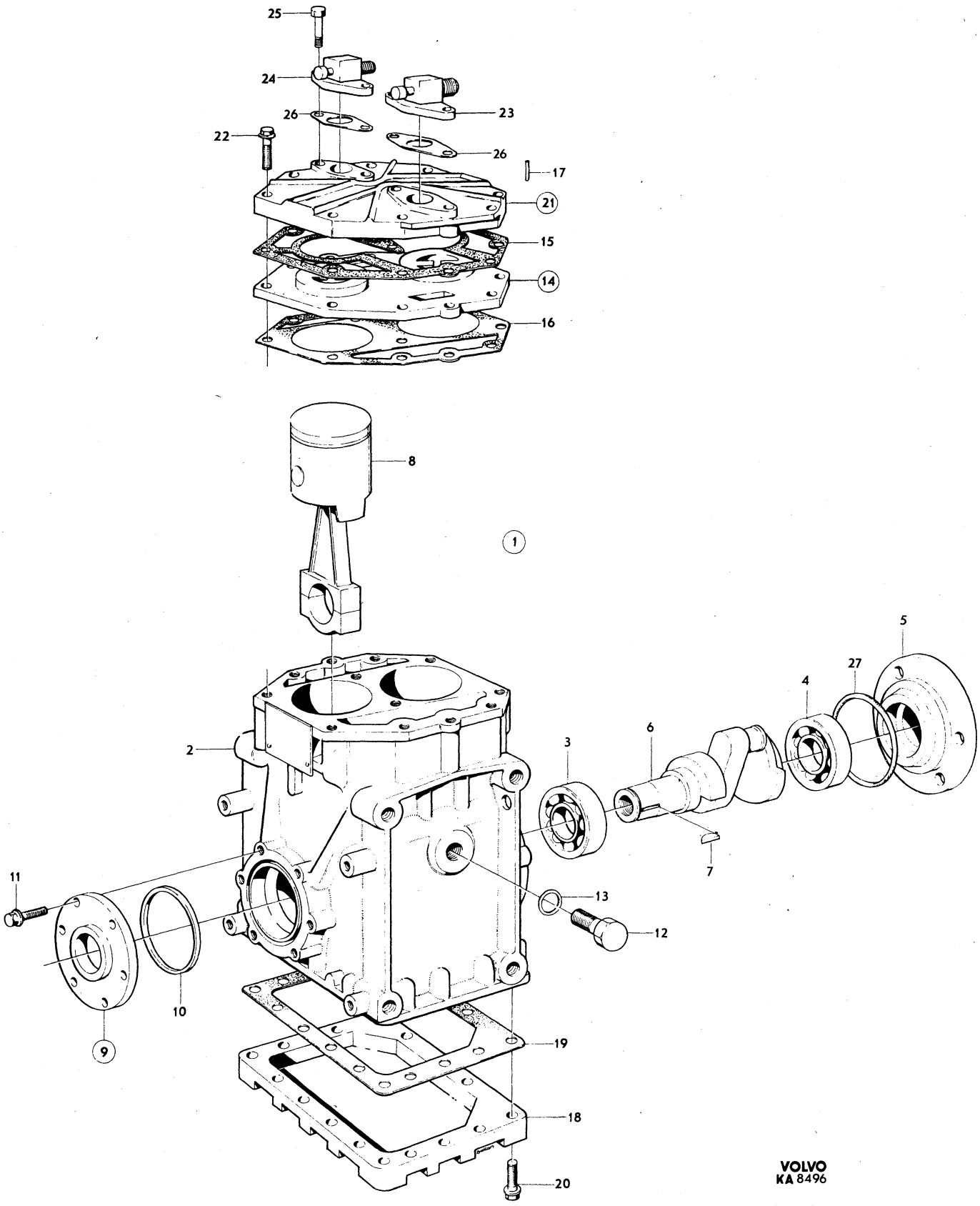
25
24
26
22
23
26
17
21
15
14
16
8
1
5
27
4
6
3
2
7
11
13
12
10
9
19
18
20
VOLVO
KA 8496

Sida Page	Grupp Group	Varningssystem för säkerhetsbälte. 142 CH 574– 144 CH 28133–, 145	Warning system for safety belts. 142 CH 574– 144 CH 28133– 145	Illustration 10911 1979–11	0600
42	9				

Pos. Fig.	Antal/Quantity				Artikel nr Part No	Benämning	Description	Sats Kit	B P S R	Anmärkning Notes	
1	1	–	–	–	282595-8	Varningssystem, sats	Warning system, kit		8		1010
2	1	–	–	–	1221148-8	•Strömbrytare	•Switch				1020
3	2	–	–	–		•Kontakt	•Contact		8		1030
4	1	–	–	–	688630-3	•Relä	•Relay				1040
5	1	–	–	–	1212741-1	•Summer	•Buzzer				1050
6	1	–	–	–	678979-6	•Kontrollampa	•Control lamp		8		1060
7	1	–	–	–	677292-5	•Lamphållare	•Lamp socket				1070
8	1	–	–	–	277747-2	•Glödlampa	•Bulb				1080
9	1	–	–	–		•Ledningsmatta	•Cable harness		8		1090
x 10	1	–	–	–	1207902-6	•Clips	•Clips			(1221281)	1100
11	1	–	–	–	958210-7	•Hylsisolator	•Sleeve insulator				1110
12	1	–	–	–	958209-9	•Stiftisolator	•Pin insulator				1120
13	1	–	–	–	958204-0	•Ledningssko	•Cable terminal				1130
x 14	1	–	–	–	949490-7	•Ledningssko	•Cable terminal			(958203)	1140

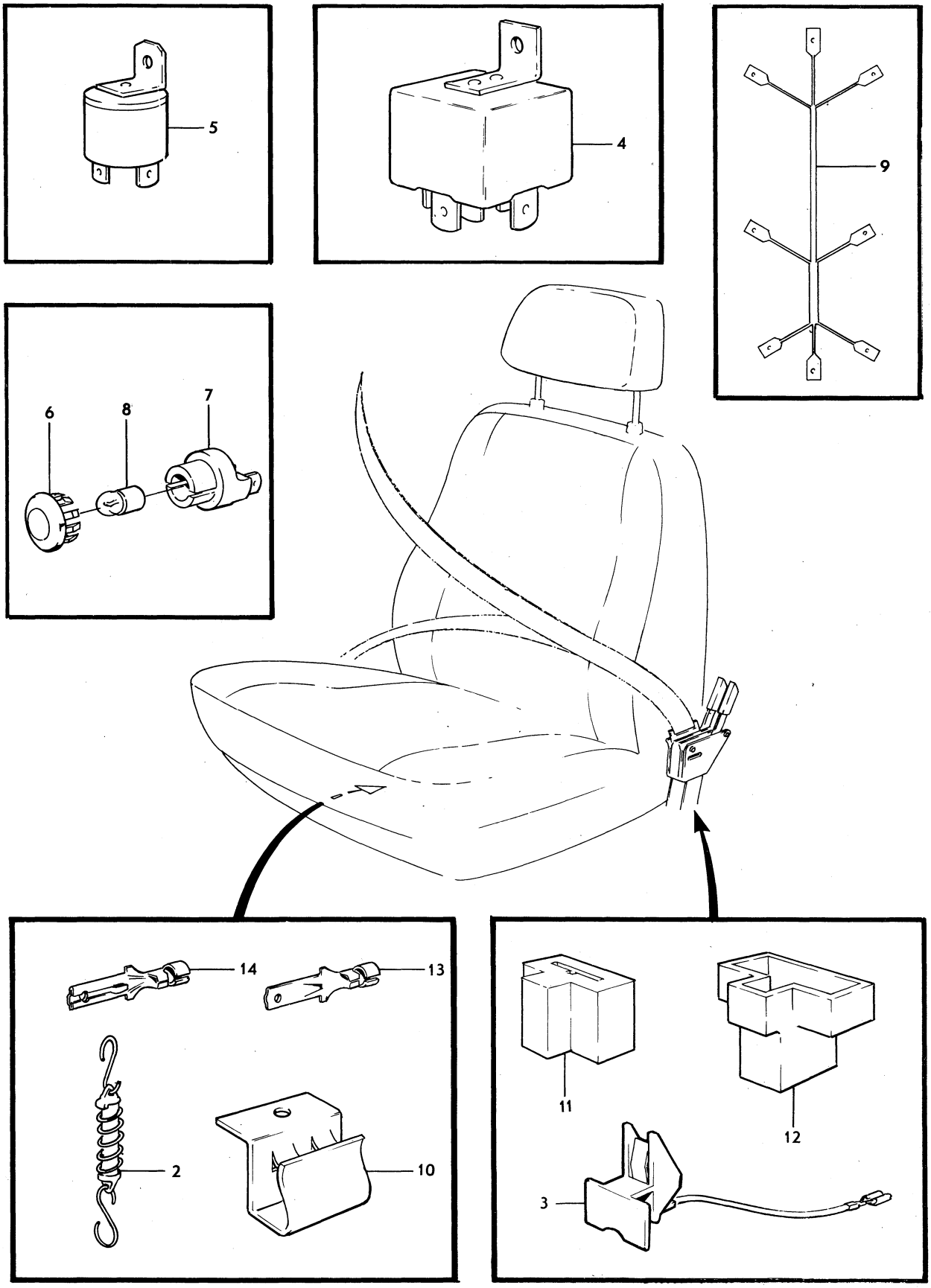

VOLVO PARTS
1 090 10911

0001

	Innehållsförteckning / Index / Table des matières	Inhaltsverzeichnis / Indice	Grupp / Group	Sida / Page
1979–11			10a	1

0020
0040 REPARATIONSSATSER — Sida — Koord.
0060
0080 Reparationssatser 2 5-C03
0100
0120 ANMÄRKNING
0140 I orienterande syfte har på vissa bilder detaljer inritats, som icke ingår i
0160 Satsen. Sådana detaljer är ritade med streckade eller heldragna tunna linjer.
0180
0200
0220
0240
0260 REPAIR KITS — Page — Grid
0280
0300 Repair kits 2 5-C03
03
03
0360 NOTE
0380 For the purpose of clarification certain parts, which do not pertain to the kits
0400 Concerned, have been illustrated. However, such parts have been "ghosted"
0420
04
04
0480 JEUX DE REPARATION — Page — Grid
0500
0520 Juex de réparations 2 5-C03
0540
0560 REMARQUE
0580 Dans le but de faciliter la recherche un détail, certaines figures
0600 Presentent des détails ne faisant pas partie des juex. Ces détails sont
0620 Tracés avec des lisnes hachurées ou seulement légèrement esquissées.
0640
0660
0680
0700
0720 REPARATURSÄTZE — Seite — Grid
0740
0760 Reparatursätze 2 5-C03
0780
0800 ANMERKUNGEN
0820 Aus Orientierungsgründen sind bei einigen Abbildungen teile eingezeichnet.
0840 Die nich zum Satz gehören. Solche Teile sind mit ge strichelten oder
08
0
0900
0920
0940
0960 JUEGOS DE REPARACIONES — Página — Grid
0980
1
1020
1040 OBSERVACION
1060 Por razones aclaratorias se han incluido en ciertas figuras piezas que no forman
1080 Parte del juego, estas piezas estáa dibujadas con lneas punteadas o
1100 L neas delgadas trazo lleno.

Sida / Page	Grupp / Group	Reparationssatser / Repair kits	Illustration	0025
2	10a		26153 1979–11	

Pos. / Fig.	Antal/Quantity				Artikel nr / Part No	Benämning	Description	Sats / Kit	BPSR	Anmärkning / Notes	
1	–	–	–	–		GRUPP 2A	GROUP 2A				0020
	–	–	–	–		•Packningssatser	•Gasket kits			SE SIDA 4, 5-C05	0040
	–	–	–	–		•Transmissionsdrevsats	•Timing gear kit			SE SIDA 4, 5-C05	0060
	–	–	–	–		•Kolvsats, ramlagersats, vevlagersats	•Piston kit, main bearing kit, big end bearing kit			SE SIDA 6, 5-C07	0080 0100 0120
	–	–	–	–		•Låsbricksats, motor	•Lock washer kit, engine			SE SIDA 6, 5-C07	0140 0160 0180
	–	–	–	–		GRUPP 2B	GROUP 2B				0200
	–	–	–	–		•Kylarslangsats, termostatssats, packningssats för vattenpump	•Radiator hose kit, thermostat kit, water pump gasket kit			SE SIDA 8, 5-C09	0220 0240 0260 0280 0300
	–	–	–	–		GRUPP 2C	GROUP 2C				0320
	–	–	–	–		•Bensinpump, förgasare, avgassystem	•Fuel pump, carburetter, exhaust system			SE SIDA 10, 5-C11	0340 0360 0380 0400
2	–	–	–	–		GRUPP 3	GROUP 3				0420
	–	–	–	–		•Fördelare	•Distributor			SE SIDA 14, 5-C15	0440
	–	–	–	–		•Generator, startmotor	•Dynamo, alternator, starter motor			SE SIDA 12, 5-C13	0460 0480 0500
3	–	–	–	–		GRUPP 4	GROUP 4				0520
	–	–	–	–		•Bakaxel, koppling, växellåda, kardanaxel	•Rear axle, clutch, gearbox, propeller shaft			SE SIDA 16, 5-C17	0540 0560 0580
	–	–	–	–		•Automatväxellåda BW35	•Automatic gear– box BW35			SE SIDA 18, 5-C19	0600 0620
	–	–	–	–		•Automatväxellåda BW35, överväxel	•Automatic gear– box BW35, overdrive			SE SIDA 20, 5-C21	0640 0660 0680
4	–	–	–	–		GRUPP 5	GROUP 5				0700
	–	–	–	–		•Fram– och bakhjuls– broms	•Front– and rear wheel brake			SE SIDA 22, 5-C23	0720 0740
	–	–	–	–		•Vacuumbromscylinder, bromsventil, huvud– cylinder, tryckpump, handbroms	•Vacuum brake cylinder brake valve, master cylinder, handbrake			SE SIDA 24, 5-D01	0760 0780 0800 0820 0840
5	–	–	–	–		GRUPP 6	GROUP 6				0860
	–	–	–	–		•Stötdämpare, framhjulslager styrinrättning, hjulkapsel	•Shock absorber, front wheel bearing steering gear, wheel cap			SE SIDA 26, 5-D03	0880 0900 0920 0940 0960
6	–	–	–	–		GRUPP 8	GROUP 8				0980
	–	–	–	–		•Kylargaller, strålkastarsarg, framstycke	•Radiator grille, headlamp rim, front section			SE SIDA 28, 5-D05	1000 1020 1040
	–	–	–	–		•Framskärm, stötfångare	•Front mudguard, bumper			SE SIDA 30, 5-D07	1060 1080 1100
7	–	–	–	–		GRUPP 9	GROUP 9				1120
	–	–	–	–		•Kompressor (luftkonditionering)	•Compressor (air conditioning)			SE SIDA 32, 5-D09	1140 1160

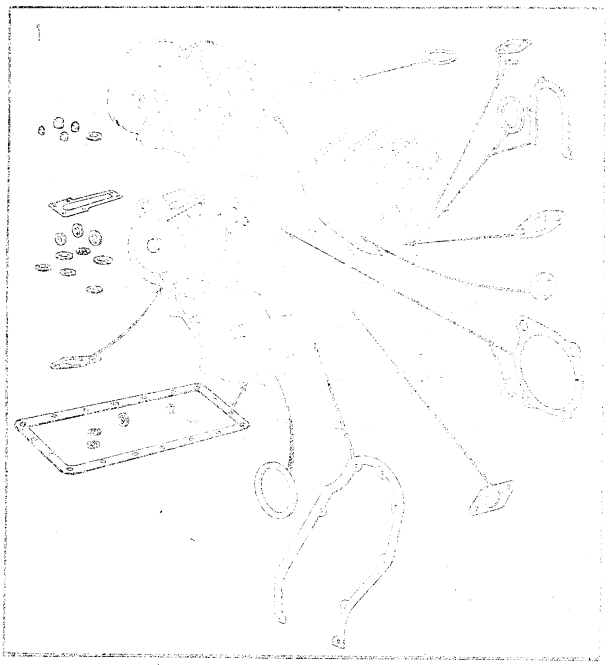

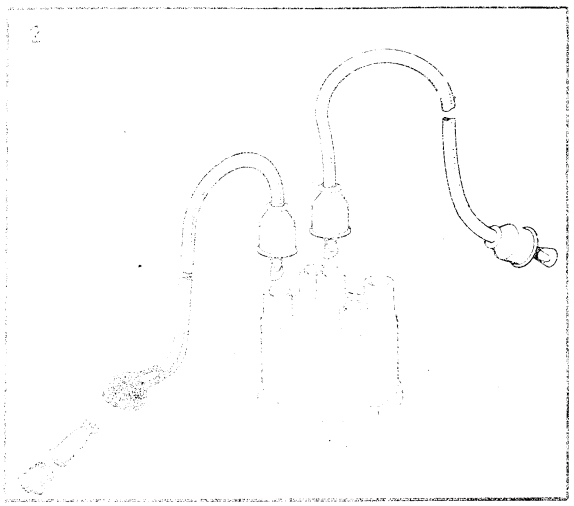

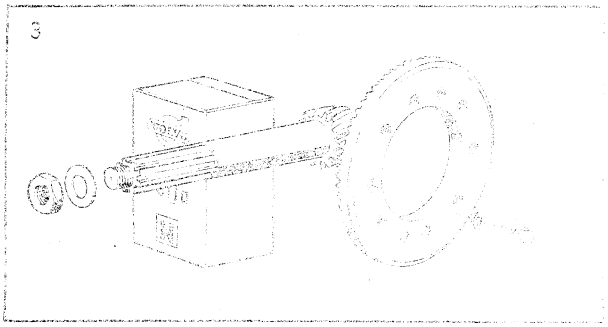





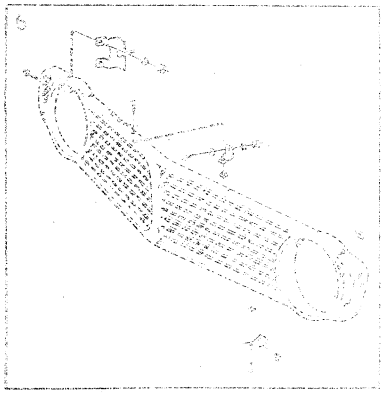

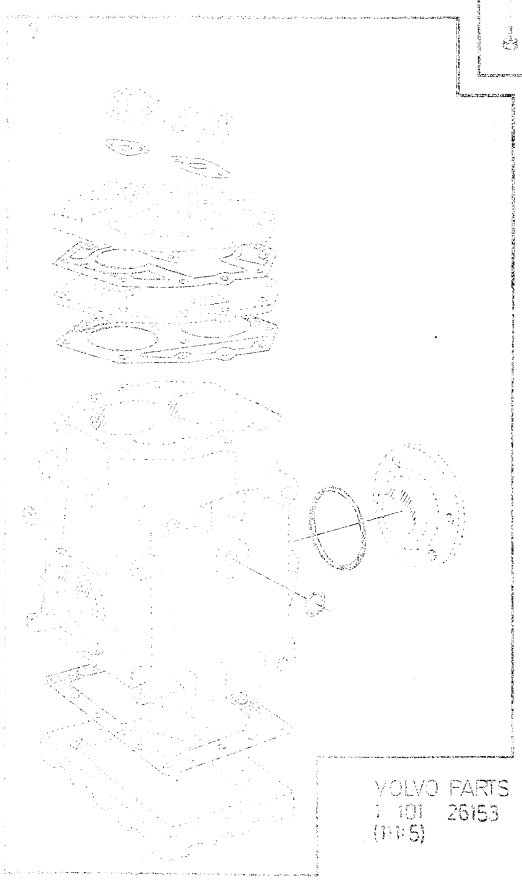

VOLVO PARTS
1 101 26153
(1975)

Sida Page	Grupp Group	Reparationssatser grupp 2a	Repair kits group 2a	Illustration	0050
4	10a	packningssats, helrenovering, sotning, insugnings–och avgasrör	gasket kit engine reconditioning engine decarbonizing, manifolds	9363 1979–11	

Pos. Fig.	Antal/Quantity B18A	B18B	B20A B20B B20D	B20E B20F	Artikel nr Part No	Benämning	Description	Sats Kit	B P S R	Anmärkning Notes	
	–	–	–	–		Packningssats,	Gasket kit				0020
	–	–	–	–		Helrenovering	Engine reconditioning				0040
1	1	1	1	1	275494-3	•Tilläggssats helrenovering	•Complementary kit engine reconditioning				0060 0080
	–	–	–	–		•Packningssats, sotning	•Gasket kit decarbonizing				0100 0120
2	1	1	–	–	275411-7	••Tilläggssats sotning	••Complementary kit decarbonizing				0140 0160
	–	–	1	–	275535-3	••Tilläggssats sotning	••Complementary kit decarbonizing			B20A (496918–496921)	0180 0200
	–	–	1	–	275559-3	••Tilläggssats sotning	••Complementary kit decarbonizing			B20A (498250–498253)	0220 0240
	–	–	1	–	275536-1	••Tilläggssats sotning	••Complementary kit decarbonizing			B20B (496905,496912 496913,496917,496929 496930) B20D (496931)	0260 0280 0300 0320
	–	–	1	–	275553-6	••Tilläggssats sotning	••Complementary kit decarbonizing			B20B (498256–498259) B20D (498254,498255)	0340 0360
	–	–	–	1	275553-6	••Tilläggssats sotning	••Complementary kit decarbonizing			B20E	0380 0400
	–	–	–	1	275560-1	••Tilläggssats sotning	••Complementary kit decarbonizing			B20F	0420 0440
3	1	1	1	–	275480-2	••Packningssats insug–nings–och avgasrör	••Gasket kit manifolds				0460 0480
	–	–	–	1	275552-8	••Packningssats insug–nings–och avgasrör	••Gasket kit manifolds				0500 0520
x 4	1	1	1	1	276274-8	Transmissionsdrevsats	Timing gear kit				0540

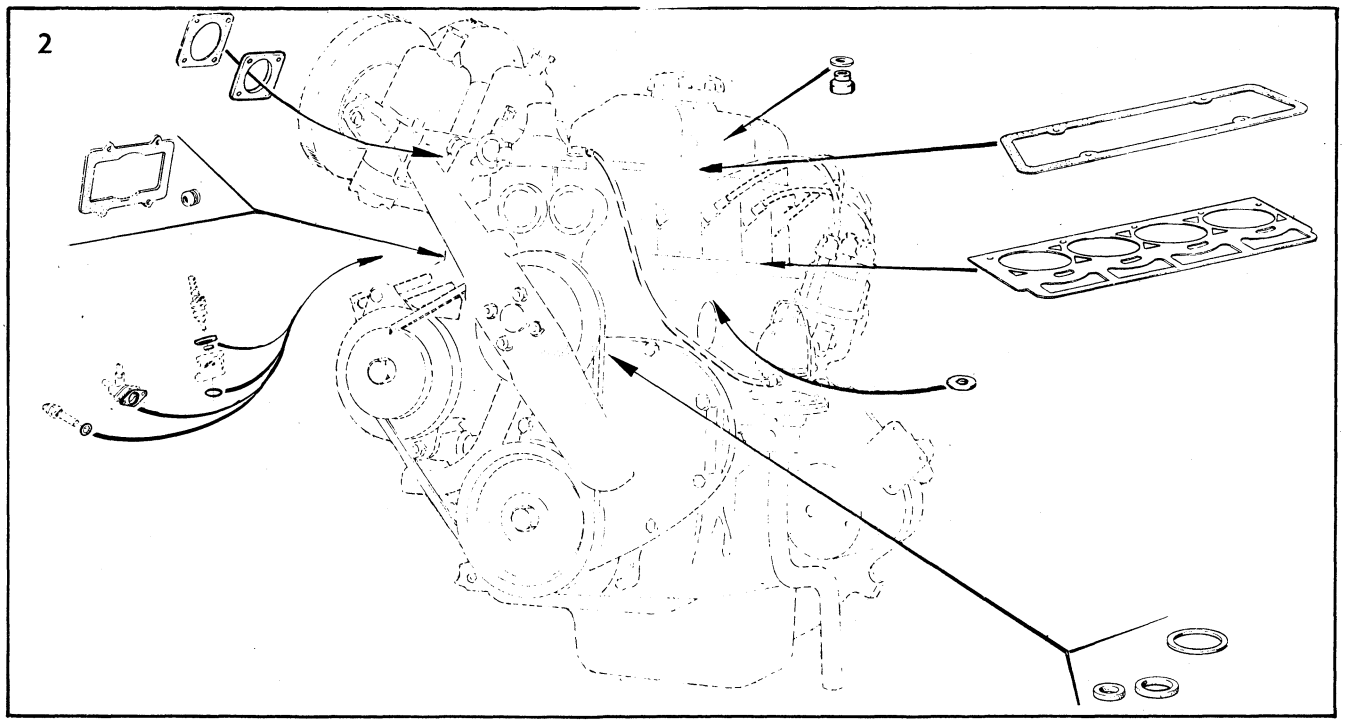

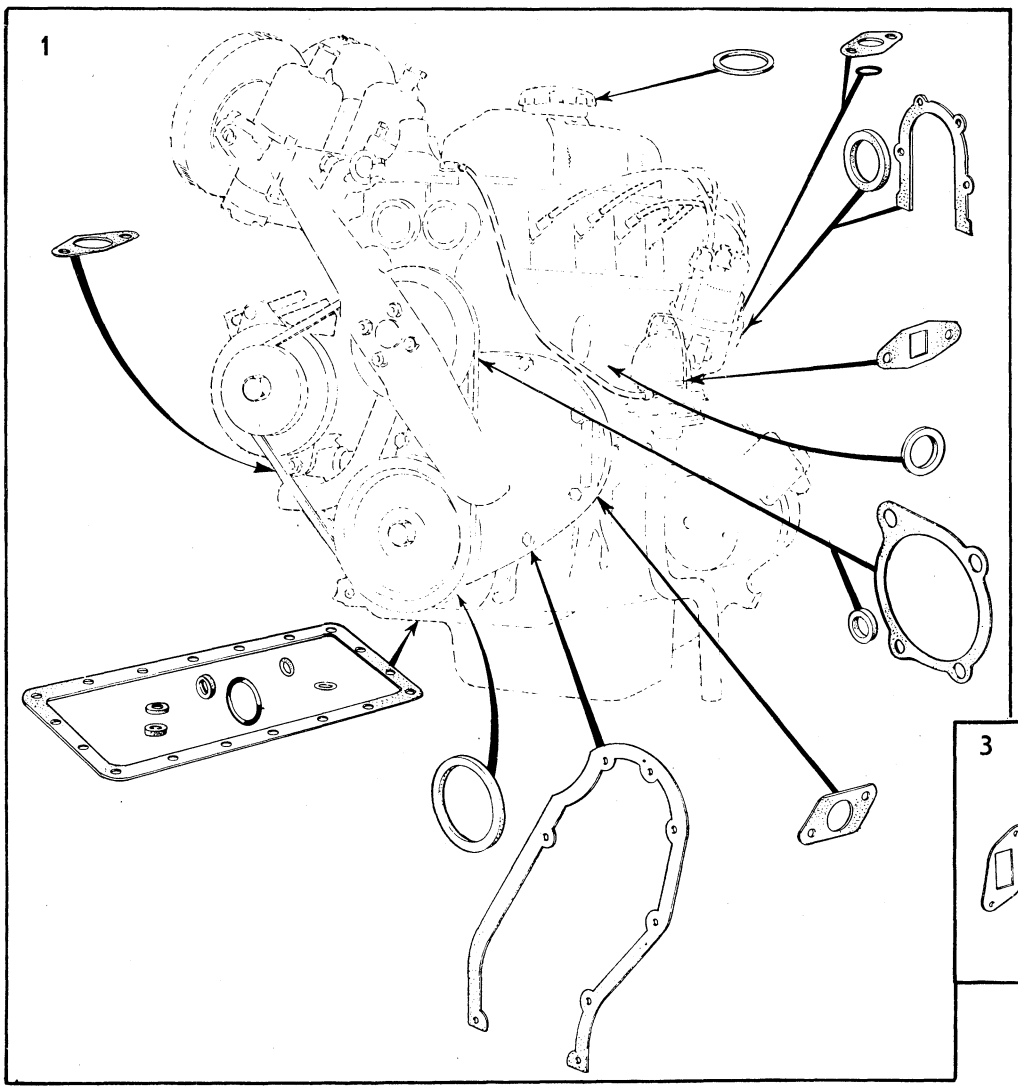

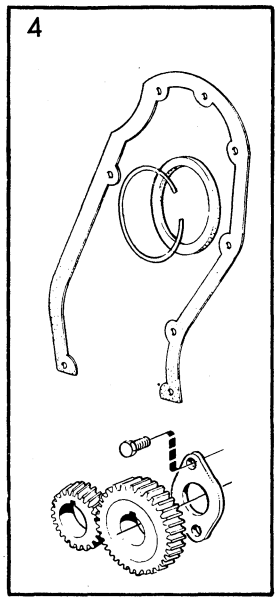

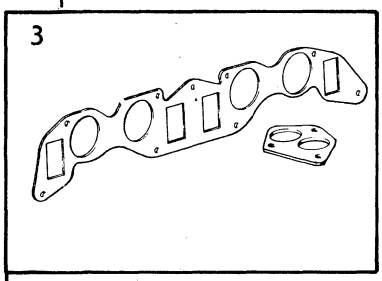

VOLVO
KA 9363

Sida / Page	Grupp / Group	Reparationssatser grupp 10a / Repair kits group 10a	Illustration	0100
6	10a	kolvsats, ramlagersats, vevlagersats / piston kit, main bearing kit, big end bearing kit	26100 1973–11	

Pos. Fig.	Antal/Quantity B18	B20			Artikelnr Part No	Benämning / Description	Sats Kit	S	Anmärkning Notes	
1	4	–	–	–	275190-7	Kolvsats / Piston kit			STD MÄRKT C	0020
	4	–	–	–	275191-5	Kolvsats / Piston kit			STD MÄRKT D	0040
	4	–	–	–	275192-3	Kolvsats / Piston kit			STD MÄRKT E	0060
	4	–	–	–	275193-1	Kolvsats / Piston kit			STD MÄRKT G	0080
										0100
										0120
	4	–	–	–	275194-9	Kolvsats / Piston kit			0,508 MM ÖD	0140
	4	–	–	–	275195-6	Kolvsats / Piston kit			0,762 MM ÖD	0160
	4	–	–	–	275196-4	Kolvsats / Piston kit			1,016 MM ÖD	0180
	4	–	–	–	275197-2	Kolvsats / Piston kit			1,27 MM ÖD	0200
										C
										0240
	–	4	–	–	272002-7	Kolvsats / Piston kit			STD, C, D, E	0260
									88,86–88,89 MÄRKT D	0280
	–	4	–	–	272003-5	Kolvsats / Piston kit			STD.	0300
									88,90–88,91 MÄRKT G	0320
	–	4	–	–	272012-6	Kolvsats / Piston kit			0,381 MM ÖD	0
	–	4	–	–	272004-3	Kolvsats / Piston kit			0,762 MM ÖD	0
x 2	–	4	–	–	275334-1	Kolvringsats / Piston ring kit			STD (275306)	0380
	–	4	–	–	275314-3	Kolvringsats / Piston ring kit			0,381 MM ÖD	0400
x	–	4	–	–	275336-6	Kolvringsats / Piston ring kit			0,762 MM ÖD (275307)	0420
	4	–	–	–	275282-2	Kolvringsats / Piston ring kit			STD	0440
	4	–	–	–	275283-0	Kolvringsats / Piston ring kit			0,508 MM ÖD	0460
	4	–	–	–	275284-8	Kolvringsats / Piston ring kit			0,762 MM ÖD	0480
	4	–	–	–	275285-5	Kolvringsats / Piston ring kit			1,016 MM ÖD	0500
	4	–	–	–	275286-3	Kolvringsats / Piston ring kit			1,27 MM ÖD	0520
										0540
										0560
3	1	1	–	–	271214-9	Ramlagersats / Main bearing kit			STD	0580
	1	1	–	–	271215-6	Ramlagersats / Main bearing kit			0,254 MM UD	0600
	1	1	–	–	271216-4	Ramlagersats / Main bearing kit			0,508 MM UD	0620
	1	–	–	–	276701-0	Ramlagersats / Main bearing kit			0,762 MM UD	0640
	1	–	–	–	271204-0	Ramlagersats / Main bearing kit			1,016 MM UD	0660
	1	–	–	–	271205-7	Ramlagersats / Main bearing kit		8	1,27 MM UD	0680
										0700
										0720
4	1	1	–	–	271051-5	Vevlagersats / Big end bearing kit			STD	0740
	1	1	–	–	271052-3	Vevlagersats / Big end bearing kit			0,254 MM UD	07
	1	1	–	–	271053-1	Vevlagersats / Big end bearing kit			0,508 MM UD	07
	1	–	–	–	276665-7	Vevlagersats / Big end bearing kit			0,762 MM UD	0800
	1	–	–	–	271003-6	Vevlagersats / Big end bearing kit		8	1,016 MM UD	0820
	1	–	–	–	271004-4	Vevlagersats / Big end bearing kit			1,27 MM UD	0840
										0860
										08
5	1	1	–	–	275701-1	Låsbrickssats, motor / Lock washer kit, engine				08


1

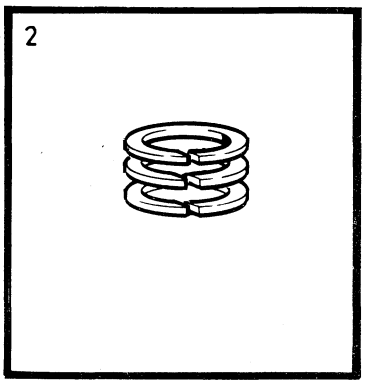
2

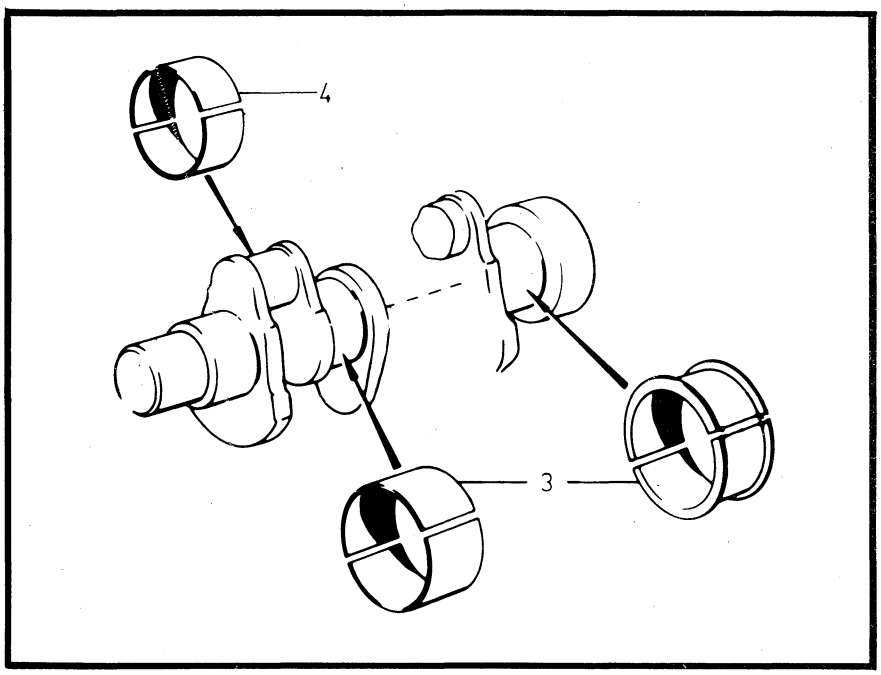
4
3


5

Sida Page	Grupp Group	Reparationssatser grupp 2b kylarslangsats, termostatsats, packningssats vattenpump	Repair kits group 2b radiator hose kit, thermostat kit, water pump gasket kit	Illustration 26101 1979–11	0150
8	10a				

Pos. Fig.	Antal/Quantity				Artikel nr Part No	Benämning	Description	Sats Kit	B P S R	Anmärkning Notes	
1	1	–	–	–	273190-9	Kylarslangsats, övre	Radiator hose kit, upper			B18	0020 0040
	1	–	–	–	273193-3	Kylarslangsats, övre	Radiator hose kit, upper			B20A, B20B 142 CH–178959 144 CH–194139 145 CH–61599	0080 0100 0120 0140
	1	–	–	–	273236-0	Kylarslangsats, övre	Radiator hose kit, upper			B20A, B20B 142 CH 178960–, 144 CH 194140–, 145 CH 61600–	0160 0180 0200 0220
2	1	–	–	–	273191-7	Kylarslangsats, undre	Radiator hose kit, lower			B18	0240 0260
	1	–	–	–	273194-1	Kylarslangsats, undre	Radiator hose kit, lower			B20A, B20B 142 CH–178959, 144 CH–194139, 145 CH–61599	0280 0300 0320 0340
	1	–	–	–	273237-8	Kylarslangsats, undre	Radiator hose kit, lower			B20A, B20B, B20D, B20E 142 CH 178960–249929 144 CH 194140–263069 145 CH 61600–103379	0380 0400 0420
	1	–	–	–	273279-0	Kylarslangsats, undre	Radiator hose kit, lower			B20A, B20B, B20D, B20E 142 CH 249930–, 144 CH 263070–, 145 CH 103380–	0440 0460 0480 0500 0520
x 3	1	–	–	–	273342-6	Termostatsats	Thermostat kit				0540 0560
4	1	–	–	–	275540-3	Packningssats, vattenpump	Gasket kit, water pump			B18, B20B, B20D, B20E, B20F	0580 0600
	1	–	–	–	275541-1	Packningssats, vattenpump	Gasket kit, water pump			B20A	0620 0640





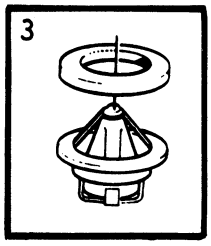

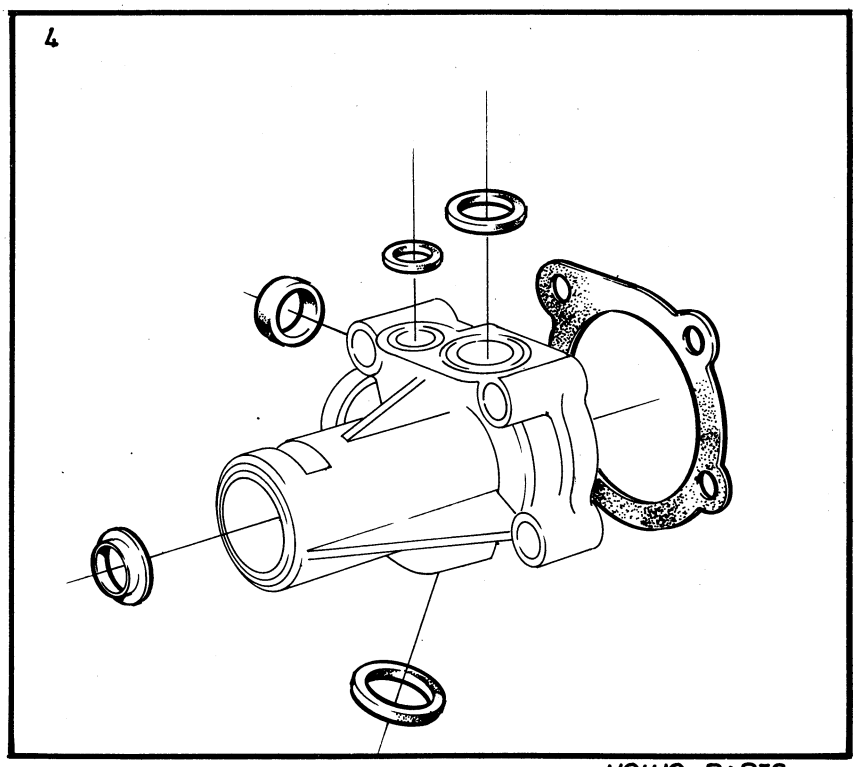

VOLVO PARTS
1 101 26101
(111:1)

Sida Page	Grupp Group	Reparationssatser grupp 2c bensinpump, förgasare, avgassystem	Repair kits, group 2c fuel pump, carburetter, exhaust system	Illustration 26102 1979–11	0200
10	10a				

Pos. Fig.	Antal/Quantity				Artikel nr Part No	Benämning	Description	Sats Kit	B P S R	Anmärkning Notes	
1	1	–	–	–	276281-3	Membransats, bensinpump 419291	Diaphragm kit, fuel pump 419291			MÄRKT AC	0020 0040
2	1	–	–	–	276303-5	Reparationssats, bensinpump 460429	Repair kit, fuel pump 460429			MÄRKT APG	0060 0080
3	1	–	–	–	276305-0	Reparationssats, bensinpump 460497	Repair kit, fuel pump 460497			MÄRKT SEV	0100 0120
4	1	–	–	–	275489-3	Reparationssats, förgasare 237243	Repair kit, carburetter 237243			1)	0140 0160
5	1	–	–	–	276295-3	Reparationssats, förgasare 237345, 237348,237349,237436, 237437,237438, 237558,237559	Repair kit, carburetter 237345, 237348,237349,237436, 237437,237438, 237558,237559			1)	0180 0200 0 0240 0260
6	1	–	–	–	276278-9	Reparationssats, förgasare 237256, 237257,237259,237260, 237313,237314, 237418,237419	Repair kit, carburetter 237256, 237257,237259,237260, 237313,237314, 237418,237419			2)	0280 0300 0320 0 0
	1	–	–	–	276297-9	Reparationssats, förgasare 237451	Repair kit, carburetter 237451			1)	0380 0400
7	1	–	–	–	276302-7	Reparationssats, förgasare 237449, 237450,237485,237486, 237548,237549,237552, 237553,237570,237571	Repair kit, carburetter 237449, 237450,237485,237486, 237548,237549,237552, 237553,237570,237571			2)	0420 0440 0460 0480 0500
8	1	–	–	–	276292-0	Reparationssats (för gasspjällaxel) förgasare 237256, 237257,237259,237260	Repair kit, (for throttle spindle) carburetter 237256, 237257,237259,237260			2)	0520 0540 0560 0580
	1	–	–	–	276298-7	Reparationssats (för gasspjällaxel) förgasare 237243	Repair kit (for throttle spindle) carburetter 237243			1)	0600 0620 0640
	1	–	–	–	276299-5	Reparationssats (för gasspjällaxel) förgasare 237345, 237436	Repair kit, (for throttle spindle) carburetter 237345, 237436			1)	0660 0680 0700 0720
	1	–	–	–	276300-1	Reparationssats (för gasspjällaxel) förgasare 237348, 237349,237437,237438, 237558,237559	Repair kit, (for throttle spindle) carburetter 237348, 237349,237437,237438, 237558,237559			2)	0740 07 07 0800 0820
9	–	–	–	–	273018-2	Sats för byte av avgassystem (upphängningsdetaljer)	Exhaust system replacement kit (mounting components)			B20A,B20B,B20D	0840 0860 08
x	–	–	–	–	273109-9	Sats för byte av avgassystem (upphängningsdetaljer)	Exhaust system replacement kit (mounting components)			B20E,B20F	0 0920 0940

1. Sats för en förgasare. Kit for one carburetter. Jeu pour un carburateur. Satz für einen Vergaser. Juego para un carburador.
2. Sats för två förgasare. Kit for two carburetters. Jeu pour deux carburateurs. Satz für zwei Vergaser. Juego para dos carburadores.

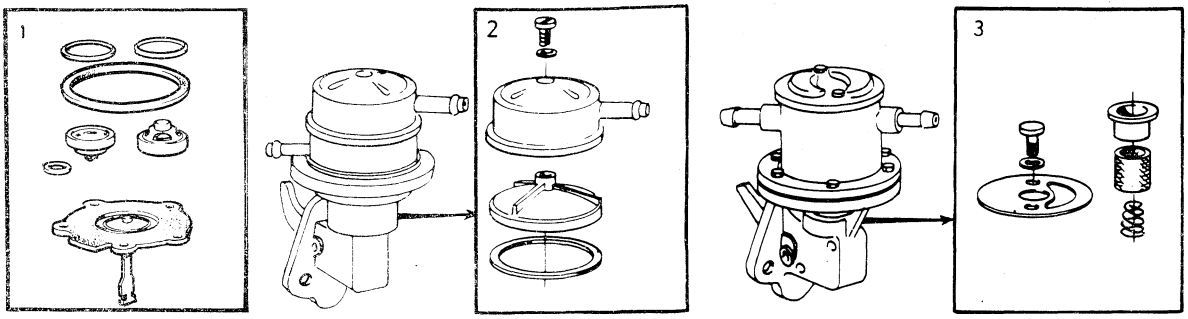

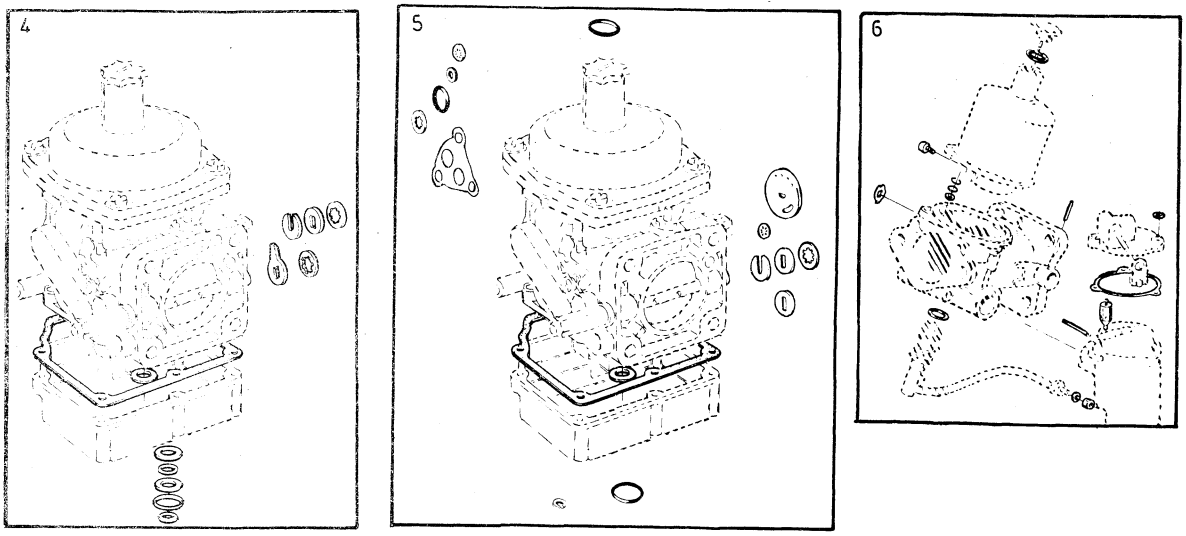

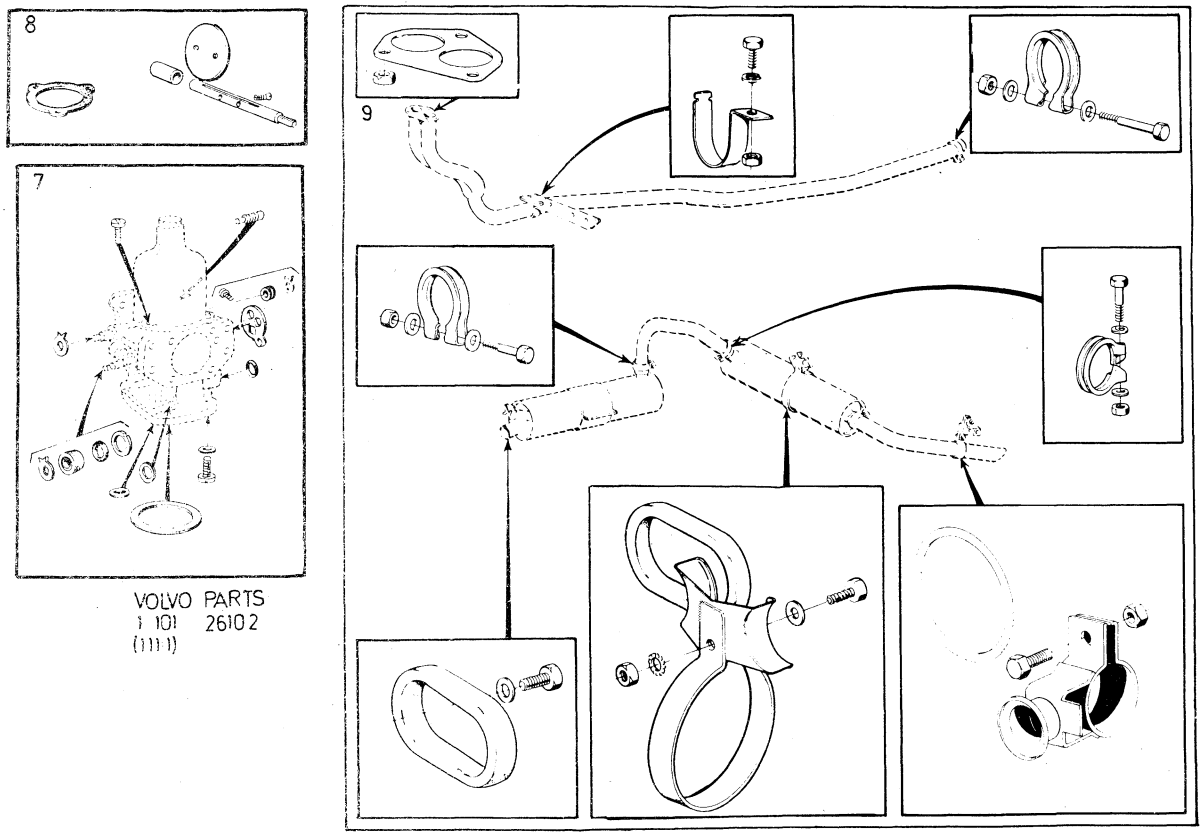

VOLVO PARTS
1 101 26102
(1111)

Sida Page	Grupp Group	Reparationssatser grupp 3 generator, startmotor	Repair kits group 3 dynamo, starter motor	Illustration
12	10a			26103 1979–11

	Pos. Fig.	Antal/Quantity				Artikel nr Part No	Benämning	Description	Sats Kit	B P S R	Anmärkning Notes	
		–	–	–	–		Elborstsats, generator	Carbon brush kit, dynamo				0020 0040
	1	–	–	–	–	273500-9	238751, 238621	238751, 238621				0060 0080
		–	–	–	–		Reparationssats för växelströmsgenerator detaljnr	Repair kit for alternator part no.				0100 0120 0140
	2	–	–	–	–	273508-2	•419420, 460085	•419420, 460085				0160 0180
	3	–	–	–	–	480651-9	•419420, 460085	•419420, 460085				0200 0220
	4	–	–	–	–	827562-0	•460085	•460085				0240 0260
	5	–	–	–	–	273512-4	•419420, 460085	•419420, 460085				0280 0300
	6	–	–	–	–	419508-7	•419420, 460085	•419420, 460085				0320 0340
x	7	–	–	–	–	273515-7	•419420	•419420				0360
		–	–	–	–	273509-0	•460085	•460085				0380 0400
	8	–	–	–	–	419515-2	•419420	•419420				0420
x		–	–	–	–	3277463-0	•460085	•460085				0440 0460
x	9	–	–	–	–	273513-2	•419420, 460085	•419420, 460085				0480 0500
	10	–	–	–	–	419514-5	•419420, 460085	•419420, 460085				0520 0540
	11	–	–	–	–	241698-0	•241527	•241527				0560 0580
x	12	–	–	–	–	273538-9	•241527	•241527				0600 0620
	13	–	–	–	–	273506-6	Diodsats, + växelströmsgenerator 460085	Diode kit, + alternator 460085				0640 0660 0680
		–	–	–	–	273507-4	Diodsats, – växelströmsgenerator 460085	Diode kit, – alternator 460085				0700 0720 0740
x	14	–	–	–	–	244456-0	Elborstsats, växelströmsgenerator 241527	Carbon brush kit, alternator 241527				0780 0800 0820 0840
	15	–	–	–	–	240604-9	Elborstsats, startmotor	Carbon brush kit starter motor				0860 0880

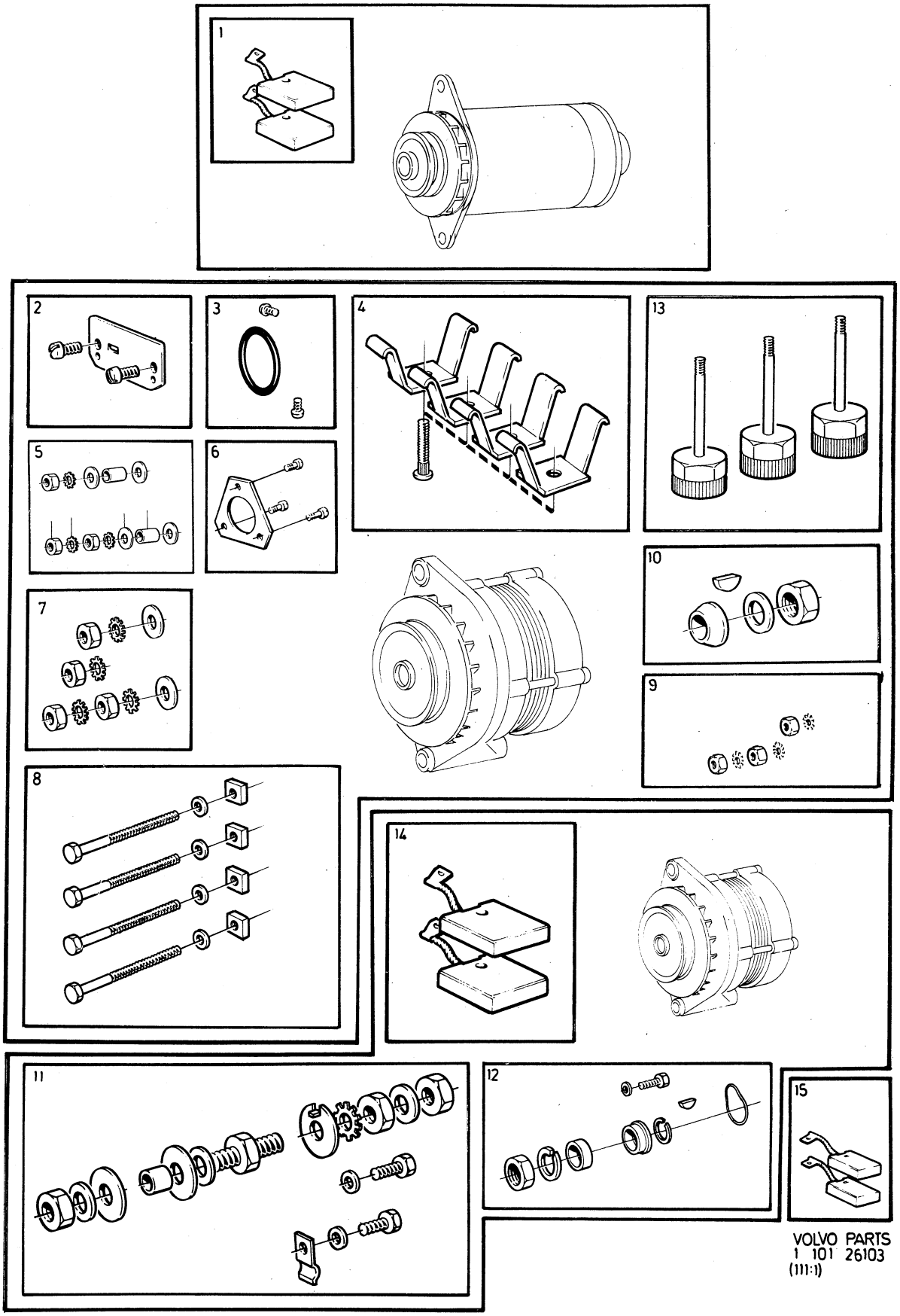

VOLVO PARTS
1 101 26103
(111:1)

Sida Page	Grupp Group	Reparationssatser grupp 3 tändfördelare	Repair kits group 3 distributor	Illustration 26104 1979–11	0300
14	10a				

Pos. Fig.	Antal/Quantity				Artikel nr Part No	Benämning	Description	Sats Kit	BPSR	Anmärkning Notes	
1	1	–	–	–	275660-9	Tändledningssats	Ignition cable kit			B18,B20A,B20D	0020
	1	–	–	–	275661-7	Tändledningssats	Ignition cable kit			B20E VST. B20F.	0040
	1	–	–	–	275662-5	Tändledningssats	Ignition cable kit			B20E HST	0060
											0080
2	1	–	–	–	241659-2	Hållfjädersats, för fördelare 240208,240214,241298, 241529,241530	Retainer spring kit, for distributor 240208,240214,241298, 241529,241530				0100 0120 0140 0160 0180
3	1	–	–	–	238859-3	Kontaktsats, för fördelare 240214	Breaker point kit, for distributor 240214				0200
	1	–	–	–	240149-5	Kontaktsats, för fördelare 241298,240208	Breaker point kit, for distributor 241298,240208				0260 0280
	1	–	–	–	241652-7	Kontaktsats, för fördelare 241529,243135	Breaker point kit, for distributor 241529,243135				0300 0320
	1	–	–	–	241664-2	Kontaktsats, för fördelare 243184,243314, 241530,243186	Breaker point kit, for distributor 243184,243314, 241530,243186				0400 0420 0440
4	1	–	–	–	243022-1	Kontaktsats, för fördelare 243184,243314	Breaker point kit, for distributor 243184,243314				0460 0480 0500 0520
5	1	–	–	–	241671-7	Reparationssats, för fördelare 240214,241298	Repair kit, for distributor 240214,241298			(240586)	0540 0560 0580
	1	–	–	–	241655-0	Reparationssats, för fördelare 214529,241530	Repair kit, for distributor 214529,241530		8		0600 0620 0640 0660
6	1	–	–	–	240587-6	Reparationssats, för fördelare 240214,241298	Repair kit, for distributor 240214,241298		8		0660 0680 0700
	1	–	–	–	241656-8	Reparationssats, för fördelare 241529,241530	Repair kit, for distributor 241529,241530				0740 0760 0800
7	1	–	–	–	240588-4	Reparationssats, för fördelare 240214,241298	Repair kit, for distributor 240214,241298				0820 0840 0860 0880
8	1	–	–	–	273521-5	Reparationssats, för fördelare 240214	Repair kit, for distributor 240214			(240590)	0900 0920
	1	–	–	–	241657-6	Reparationssats, för fördelare 241529,241530	Repair kit, for distributor 241529,241530		8		0940 0960 0980 1000
9	1	–	–	–	240591-8	Reparationssats, för fördelare 240214,241298	Repair kit, for distributor 240214,241298				1020 1040 1060
	1	–	–	–	241658-4	Reparationssats, för fördelare 241529,241530	Repair kit, for distributor 241529,241530				1080 1100 1120

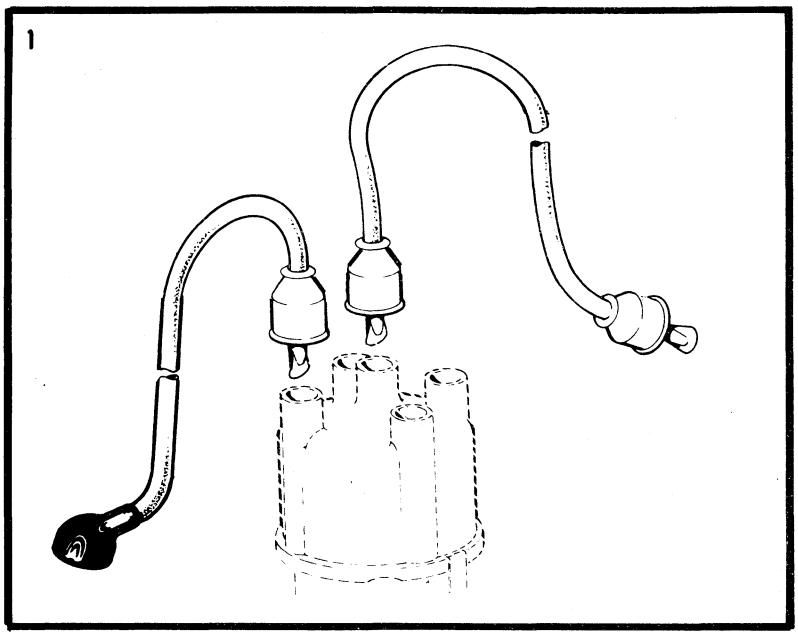

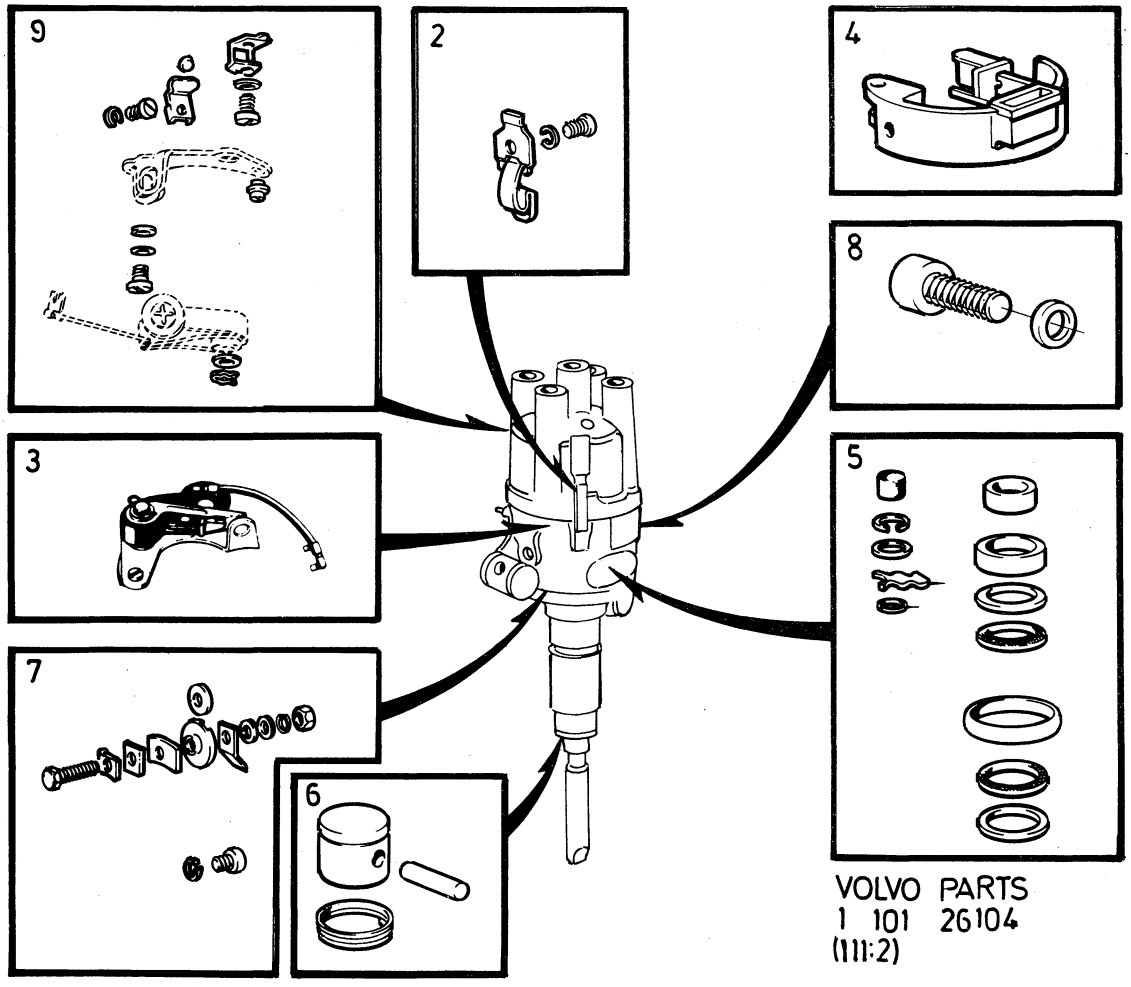

VOLVO PARTS
1 101 26104
(111:2)

Sida / Page	Grupp / Group	Reparationssatser grupp 4 koppling, växellåda, bakaxel, kardanaxel	Repair kits group 4 clutch, gearbox, rear axle, propeller shaft	Illustration
16	10a			26105 1979–11

	Pos. Fig.	Antal/Quantity				Artikel nr Part No	Benämning	Description	Sats Kit	B P S R	Anmärkning Notes	
x	1	1	–	–	–	275933-0	Lamellbeläggsats	Clutch facing kit			(275921)	0020 0040
	2a	1	–	–	–	273016-6	Monteringssats, stötdämpare	Installation kit, shock absorber				0060 0080 0100
	2b	1	–	–	–	282761-6	Monteringssats, stötdämpare	Installation kit, shock absorber			3)	0120 0140 0160
	3	1	–	–	–	275488-5	Packningssats, växellåda	Gasket kit, gear box			M40	0180 0200 0220
	4	1	–	–	–	275416-6	Packningssats, växellåda	Gasket kit, gear box			M41	0240 0260 0280
x	5	1	–	–	–	273407-7	Kronhjul och pinjongsats	Crown wheel and pinion kit			UTV 4,1:1 (273126)	0300 0320
		1	–	–	–	273127-1	Kronhjul och pinjongsats	Crown wheel and pinion kit			UTV 4,56:1	0340 0360
		1	–	–	–	273128-9	Kronhjul och pinjongsats	Crown wheel and pinion kit			UTV 4,30:1	0380 0400 0420
	6	1	–	–	–	273224-6	Differentialdrevsats	Differential drive gear kit				0440 0460 0480
	7	–	–	–	–	273202-2	Skruvsats (kardanaxel)	Bolt kit (propeller shaft)				0500 0520

3. Monteras vid övergång från tidigare till senare utförande av stötdämpare. Installed in conjunction with transition from earlier to late production shock absorbers. Doit être monté lorsqu' un amortisseur d'ancienne version est remplacé par un nouvel amortisseur. Wird beim Übergang von der alten auf die neue Stossdämpferausführung montiert. Se monta al hacer el cambio de silenciador de antiguo modelo al nuevo.

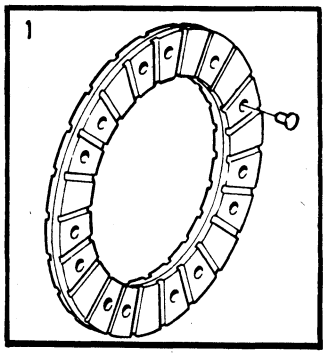







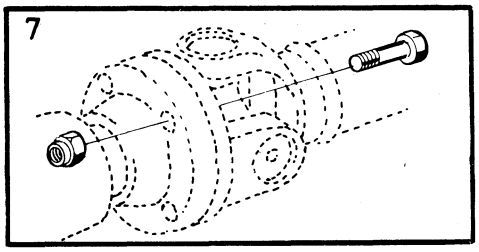

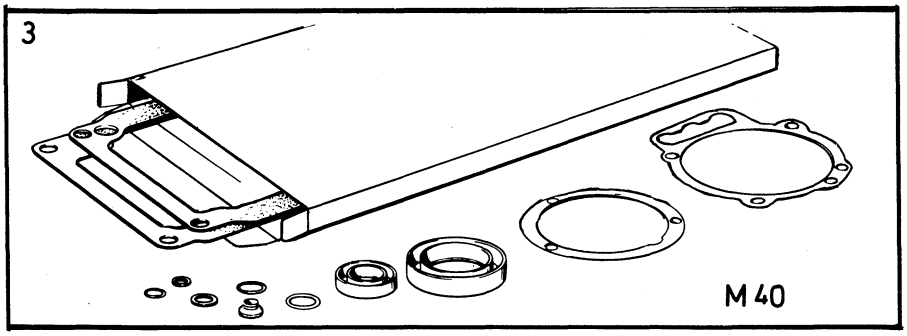

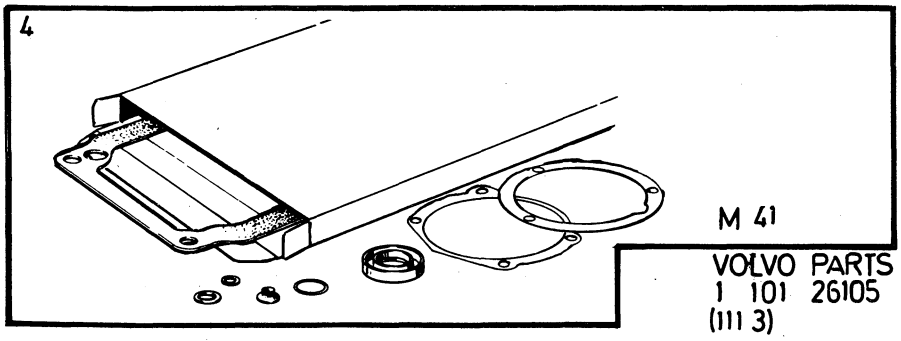

VOLVO PARTS
1 101 26105
(111 3)

Sida Page	Grupp Group	Reparationssatser grupp 4 / automatväxellåda BW35	Repair kits group 4 / automatic gearbox BW35	Illustration	0400
18	10a			9538 1979–11	

Pos. Fig.	Antal/Quantity				Artikel nr Part No	Benämning	Description	Sats Kit	B P S R	Anmärkning Notes	
1	1	–	–	–	273222-0	Fjädersats för kontrollsystem, växellåda 254525, 254586,254634,254680	Spring kit for valve bodies assembly, gearbox 254525, 254586,254634,254680				0020 0040 0060 0080
	1	–	–	–	273235-2	Fjädersats för kontrollsystem, växellåda 254635, 254659,254677,254679	Spring kit for valve bodies assembly, gearbox 254635, 254659,254677,254679			(273271)	0100 0120 0140 0160 0180
2	1	–	–	–	276501-4	Gummi– och tätningsringsats	O–ring and seal ring kit				0200 0[illegible] 02[illegible]
x 3	1	–	–	–	273298-0	Lamellsats, bakre, växellåda 254525, 254586,254634, 254635,254659	Disc kit, rear, gearbox 254525, 254586,254634, 254635,254659			(276506)	0260 0280 0300 0320
	1	–	–	–	273269-1	Lamellsats, bakre, växellåda 254677, 254679,254680	Disc kit, rear, gearbox 254677, 254679,254680				03[illegible] 0[illegible] 0380
	1	–	–	–	276505-5	Lamellsats, främre	Disc kit, forward				0400 0420
4	1	–	–	–	273268-3	Oljeringssats, växellåda 254525, 254586,254634,254635, 254659,254677, 254679,254680	Oil ring kit, gearbox 254525, 254586,254634,254635, 254659,254677, 254679,254680			(276503)	0440 0460 0480 0500 0520 0540
5	1	–	–	–	276502-2	Packningssats, växellåda 254525,254586	Gasket kit, gearbox 254525,254586				0560 0580 0600
	1	–	–	–	273221-2	Packningssats, växellåda 254634,254635,254659, 254677,254679,254680	Gasket kit, gearbox 254634,254635,254659, 254677,254679,254680				0620 0640 0660 0680 0700
6	1	–	–	–	276504-8	Tryckbricksats	Thrust washer kit				0720 0740
7	1	–	–	–	1220549-8	Regulatorsats, växellåda 254525, 254586,254634,254680	Governor kit, gearbox 254525, 254586,254634,254680			(276508)	07[illegible] 07[illegible] 0800
	1	–	–	–	1220561-3	Regulatorsats, växellåda 254635,254679	Governor kit, gearbox 254635,254679			(273219)	0820 0840 0860
	1	–	–	–	1220559-7	Regulatorsats, växellåda 254659,254677	Governor kit, gearbox 254659,254677			(273220)	0880 0[illegible] 0920

1

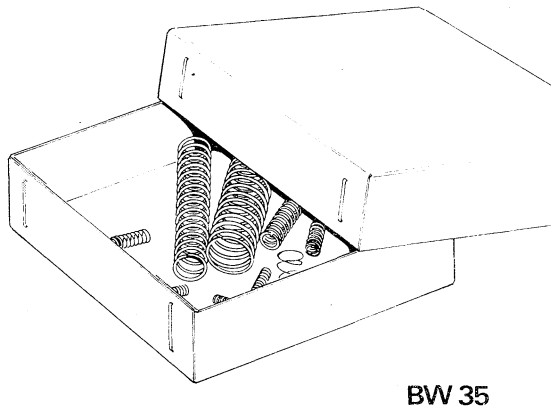

BW 35

2

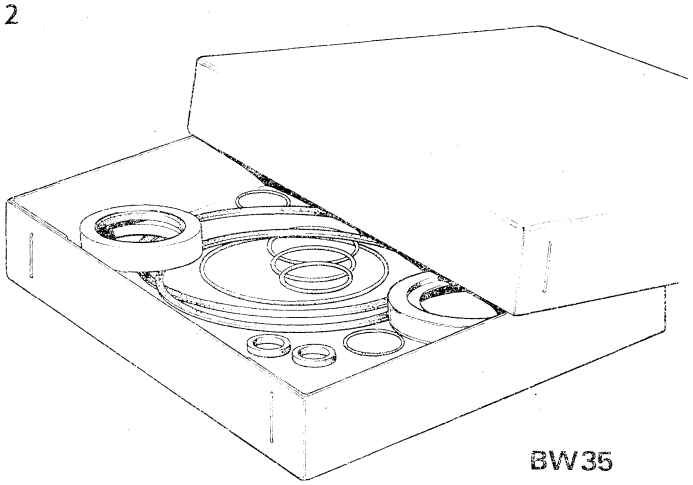

BW 35

3

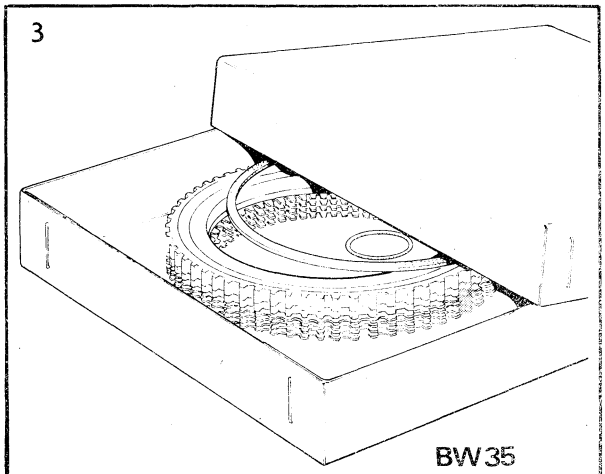

BW 35

4

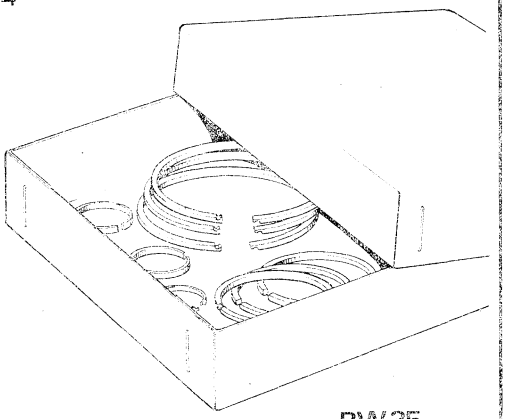

BW 35

7

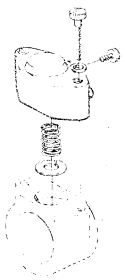

BW 35

5

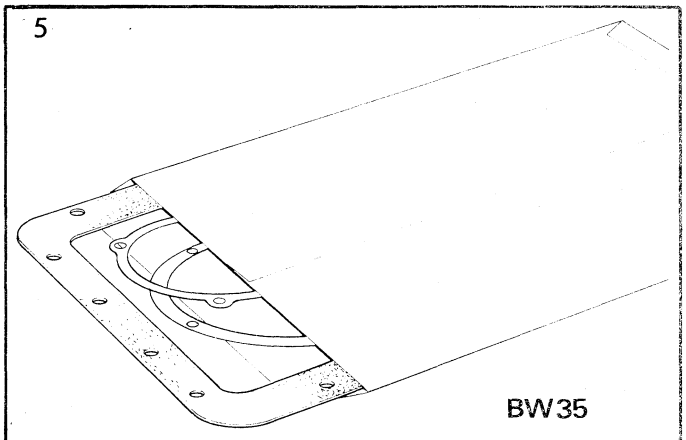

BW 35

6

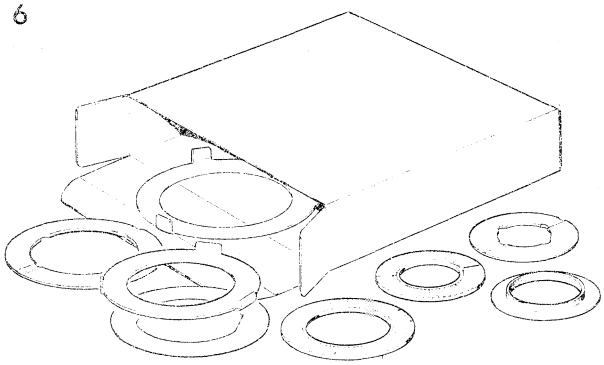

VOLVO
KA 9538

BW 35

Sida Page	Grupp Group	Reparationssatser grupp 4 automatväxellåda BW35, överväxel	Repair kits group 4 automatic gearbox BW35, overdrive	Illustration	0450
20	10a			26106 1979–11	

	Pos. Fig.	Antal/Quantity				Artikel nr Part No	Benämning	Description	Sats Kit	B P S R	Anmärkning Notes	
	1	–	–	–	–	276507-1	Reparationssats, bakre pump, växellåda 254525,254586,254634, 254635,254659	Repair kit, rear pump, gearbox 254525,254586,254634, 254635,254659			BW35	0020 0040 0060 0080 0100 0120
x	2	–	–	–	–	273432-5	Reparationssats, (fjäder, låsring)	Repair kit, (spring, circlip)			BW35 (273203)	0140 0160 0180
	3	–	–	–	–	273111-5	Hävarmsats, växellåda 254525	Lever kit, gearbox 254525			BW35	0200 0220
	4	–	–	–	–	273152-9	Stålrullesats (frihjul) överväxel	Steel roller kit (freewheel) overdrive				0260 0280 0300
	5	–	–	–	–	273151-1	Fjädersats (koppling) överväxel	Spring kit (clutch) overdrive				0320 0340

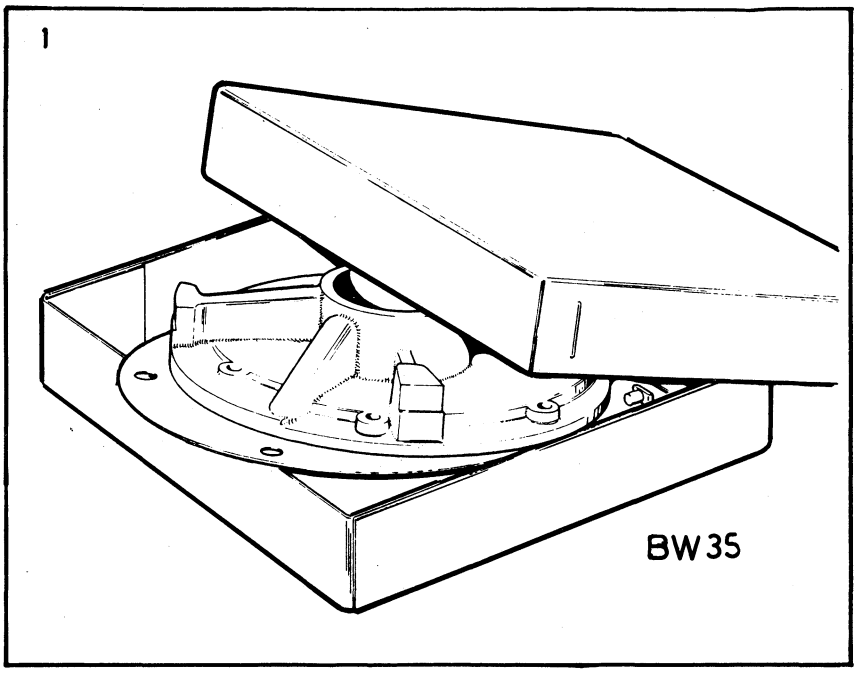

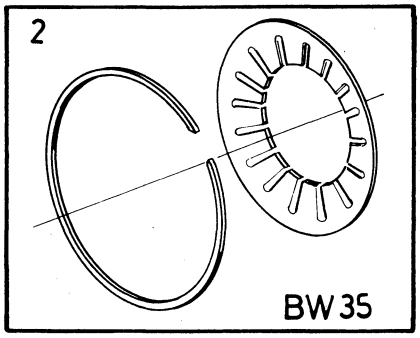

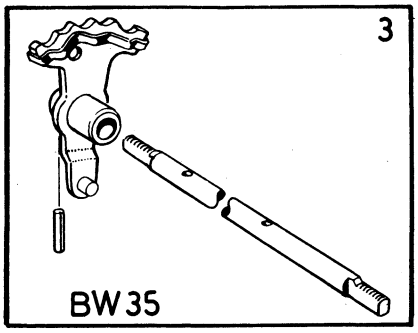

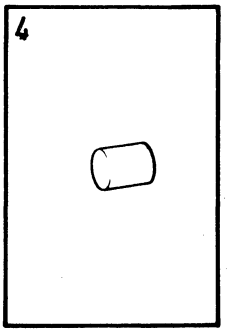

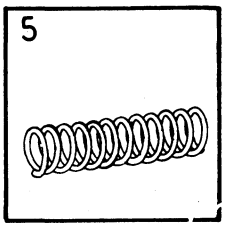

VOLVO PARTS
1 101 26106
(111:3)

Sida / Page	Grupp / Group	Reparationssatser grupp 5 / Repair kits group 5	Illustration
22	10a	framhjulsbroms, bakhjulsbroms / front wheel brake, rear wheel brake	26107 1979–11

	Pos. Fig.	Antal/Quantity				Artikel nr Part No	Benämning	Description	Sats Kit	B P S R	Anmärkning Notes	
x	1	1	–	–	–	272673-5	Bromsklotssats, framhjul	Brake pad kit, front wheel			4,5) GIRLING	0020 0040
		1	–	–	–	275894-4	Bromsklotssats, framhjul	Brake pad kit, front wheel			4) GIRLING SPEC UTF TAXI	0060 0080
		1	–	–	–	272530-7	Bromsklotssats, framhjul	Brake pad kit, front wheel			4,6) ATE	0100 0120
x		1	–	–	–	272567-9	Bromsklotssats, bakhjul	Brake pad kit rear wheel			4,5) GIRLING	0140 0160
		1	–	–	–	275895-1	Bromsklotssats, bakhjul	Brake pad kit rear wheel			4) GIRLING SPEC UTF TAXI	0180 0200
x		1	–	–	–	272675-0	Bromsklotssats, bakhjul	Brake pad kit rear wheel			4,6) ATE	20 0240 0260
	2	1	–	–	–	273071-1	Reparationssats, framhjulsbroms	Repair kit, front wheel brakes			4) GIRLING	0280 0300
		1	–	–	–	272506-7	Reparationssats, framhjulsbroms	Repair kit, front wheel brakes			7) ATE	0320 0340
		1	–	–	–	273072-9	Reparationssats, bakhjulsbroms	Repair kit, rear wheel brakes			4) GIRLING 142 CH –112399. 144 CH –138699.	50 0380 0400
		1	–	–	–	273114-9	Reparationssats, bakhjulsbroms	Repair kit, rear wheel brakes			4,8) GIRLING	0420 0440
		1	–	–	–	272508-3	Reparationssats, bakhjulsbroms	Repair kit, rear wheel brakes			7,9) ATE	0460 0480
		1	–	–	–	272527-3	Reparationssats, bakhjulsbroms	Repair kit, rear wheel brakes			7,10) ATE	0500 0520

4. För två sidor. For two sides. Pour deux côtes. Für zwei Seiten. Para dos lados.
5. 142, 144, 145. 142 VENV CH –135359. 144 VENV CH –157958. 145 VENV CH –41432 EXCL CH 40821–40879, 41369–41402.
6. 142 VENV CH 135360–. 144 VENV CH 157959–. 145 VENV CH 41433– INCL 40821–40879, 41369–41402.
7. För en sida. For one side. Pour un côte. Für eine Seite. Para un lado.
8. 142 CH 112400–. 142 VENV CH 112400–135359. 144 CH 138700–. 144 VENV CH 138700–157958. 145. 145 VENV CH –41432 EXCL 40821–40879, 41369–41402.
9. 142. 144. 145 CH –78245. 145 VENV CH –75780.
10. 145 CH 78246–. 145 VENV CH 75781–.

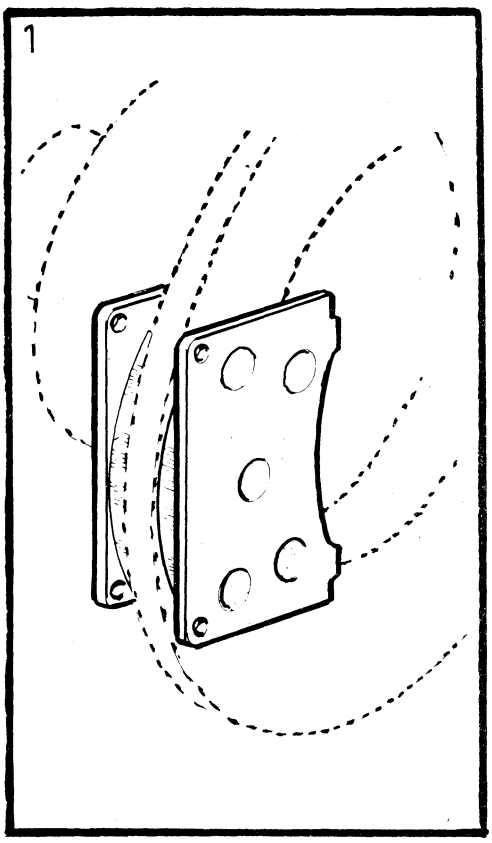

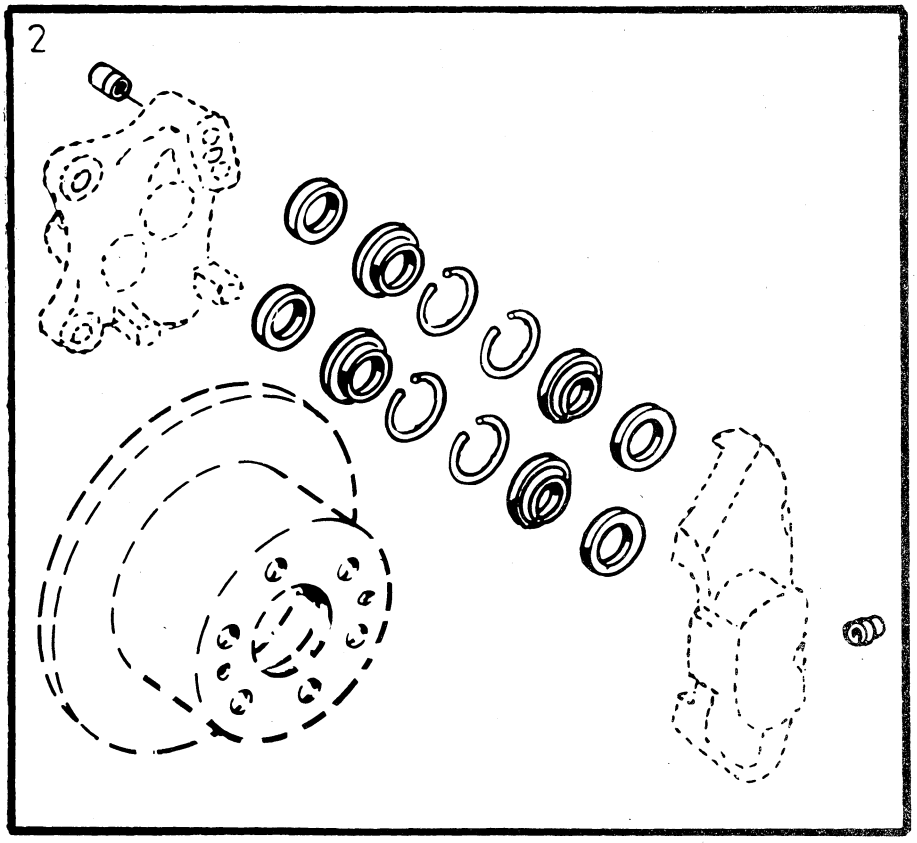

VOLVO PARTS
1 101 26107
(111:4)

Sida Page	Grupp Group	Reparationssatser grupp 5	Repair kits group 5	Illustration	0550
24	10a	vacuumbromscylinder,bromsventil, huvudcylinder,tryckpump,handbroms	vacuum brake cylinder, brake valve, master cylinder, handbrake	9547 1979–11	

Pos. Fig.	Antal/Quantity	Artikel nr Part No	Benämning	Description	Sats Kit	B P S R	Anmärkning Notes	
1	1 – – –	273077-8	Reparationssats, vacuumbromscylinder det nr 676256	Repair kit, vacuum brake cylinder part no. 676256				0020 0040 0060 0065
2	1 – – –	273234-5	Reparationssats, vacuumbromscylinder det nr 686731	Repair kit, vacuum brake cylinder part no. 686731				0080 0100 0120 0160
3	1 – – –	273078-6	Reparationssats, (tryckstång) vacuumbromscylinder det nr 676256	Repair kit, (push rod) vacuum brake cylinder part no. 676256				0180 0200 0220 0260
4	1 – – –	273090-1	Reparationssats, bromsventil	Repair kit, brake valve				0280 0300 0320
5	1 – – –	273076-0	Reparationssats, huvudcylinder det nr 676257	Repair kit, master cylinder part no. 676257				0340 0380 0400
6	1 – – –	273226-1	Reparationssats, huvudcylinder det nr 1212406	Repair kit, master cylinder part no. 1212406				0420 0440 0460 0480
7	1 – – –	273215-4	Reparationssats, tryckpump 687465 (dubbelkommando)	Repair kit, master cylinder 687465 (dual control)			SPEC UTF 1593,1665	0500 0520 0540 0560 0580
8	1 – – –	273200-6	Handbromssats (mittplacerad)	Handbrake kit (centre located)				0600 0620

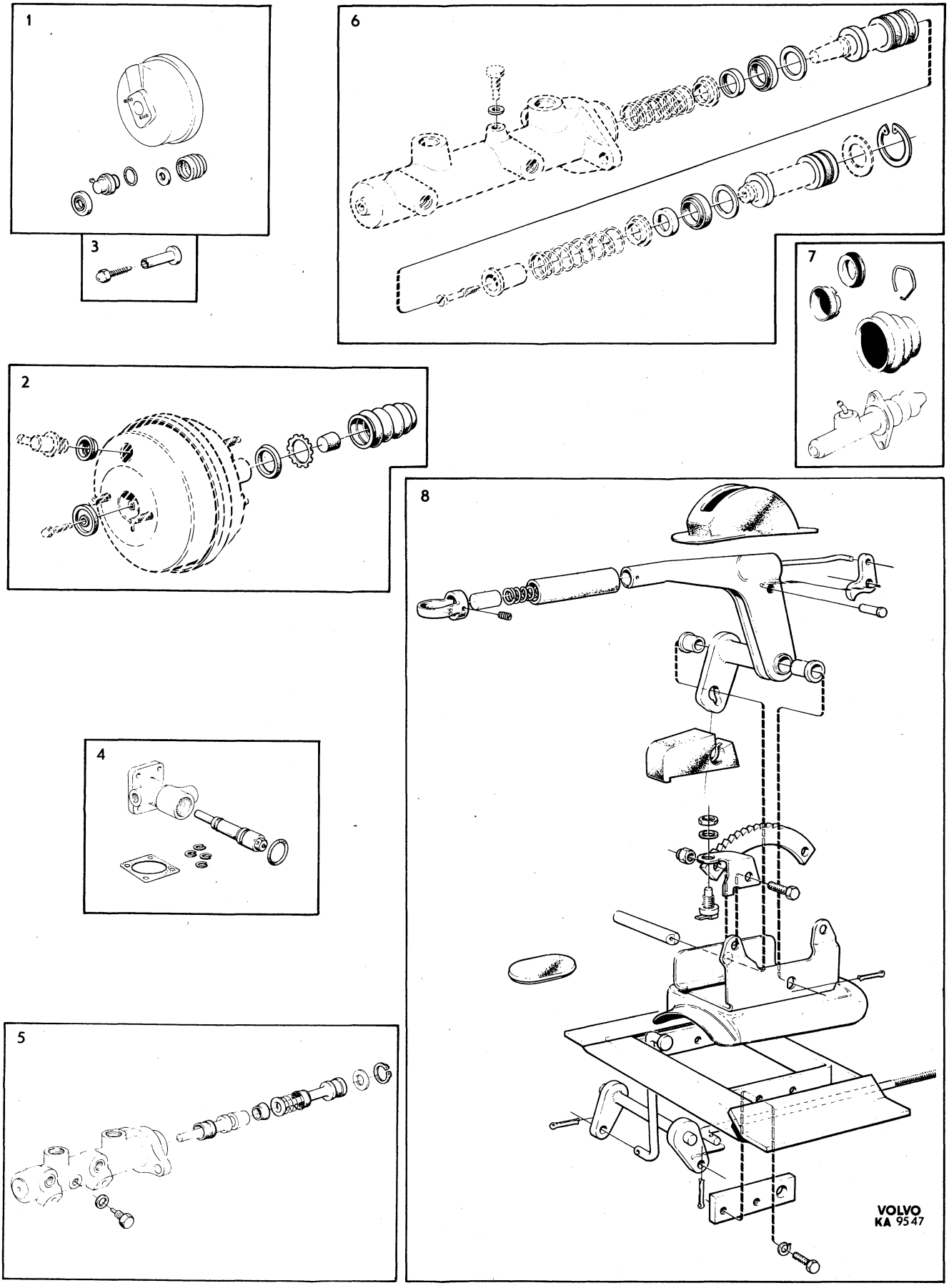
1
3
6
7
2
8
4
5
VOLVO
KA 9547

Sida Page	Grupp Group	Reparationssatser grupp 6 stötdämpare,framhjulslager, styrinrättning,hjulkapsel	Repair kits group 6 shock absorber,front wheel bearing, steering gear, wheel cap	Illustration 26138 1979–11	0600
26	10a				

Pos. Fig.	Antal/Quantity				Artikel nr Part No	Benämning	Description	Sats Kit	B P S R	Anmärkning Notes	
1	1	–	–	–	273153-7	Monteringssats, stötdämpare	Installation kit, shock absorber				0020 0040 0060
2	–	–	–	–	273161-0	Framhjulslagersats	Front wheel bearing kit				0080 0100 0120
3	–	–	–	–	273086-9	Ombussningssats, styrinrättning	Steering gear, rebushing kit				0140 0160 0180
4	–	–	–	–	271516-7	Packningssats, styrinrättning	Gasket kit, steering gear			MS VST	0200 020 040
5	–	–	–	–	271518-3	Packningssats, styrinrättning	Gasket kit, steering gear			MS VST	0260 0280 0300
6	–	–	–	–	273214-7	Hjulkapselsats	Wheel cap kit			142 CH 178960– 144 CH 194140– 145 CH 61600–	0320 0340 0

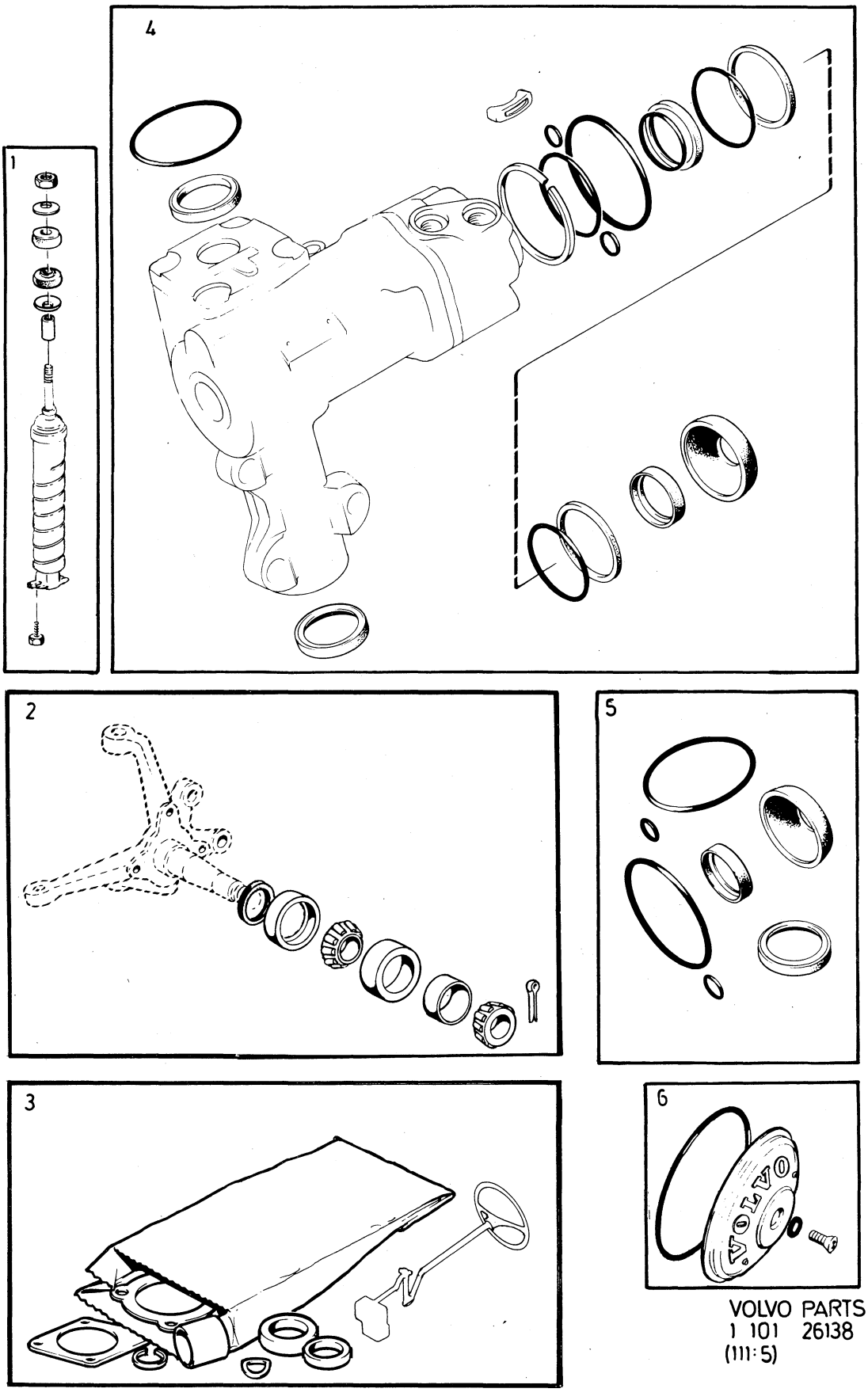

VOLVO PARTS
1 101 26138
(111:5)

Sida Page	Grupp Group	Reparationssatser grupp 8 kylargaller, strålkastarsarg, framstycke	Repair kits group 8 radiator grille, headlamp rim, front section	Illustration	0650
28	10a			26108 1979–11	

Pos. Fig.	Antal/Quantity				Artikel nr Part No	Benämning	Description	Sats Kit	B P S R	Anmärkning Notes	
1	1	–	–	–	273017-4	Monteringssats, kylargaller	Installation kit, radiator grille			142 CH –178959 144 CH –194139 145 CH –61599	0020 0040 0060 0080
2	1	–	–	–	273213-9	Monteringssats, kylargaller	Installation kit, radiator grille			142 FAV CH 178960– 144 FAV CH 194140– 145 FAV CH 61600– 145 HT CH 61600–	0100 0120 0140 0160 0180
3	1	–	–	–	273211-3	Monteringssats, kylargaller	Installation kit, radiator grille			11)	0200 0[illegible]
4	1	–	–	–	273210-5	Monteringssats, strålkastarsarg, V	Installation kit, headlamp rim, L			11)	0260 0280
	1	–	–	–	273212-1	Monteringssats, strålkastarsarg, H	Installation kit, headlamp rim, H			11)	0340 0360 0[illegible]
5	1	–	–	–	273138-8	Monteringssats, framstycke	Installation kit, front section				0[illegible] 0420

11. 142 EXCL FAV, CH 178960–. 144 EXCL FAV, CH 194140–, 145 EXCL FAV, HT, CH 61600–.

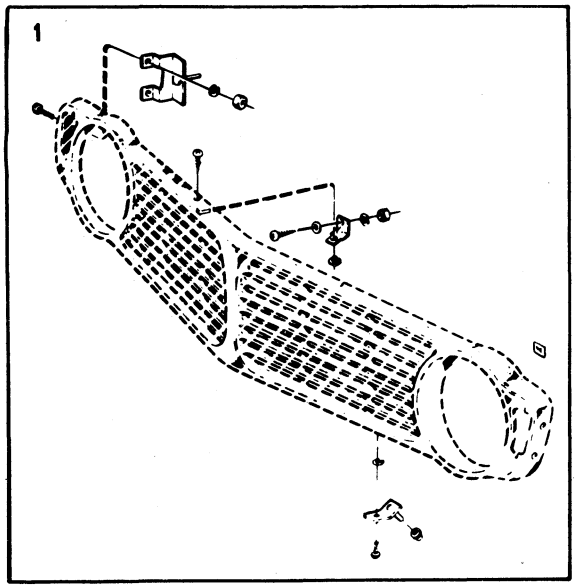
1

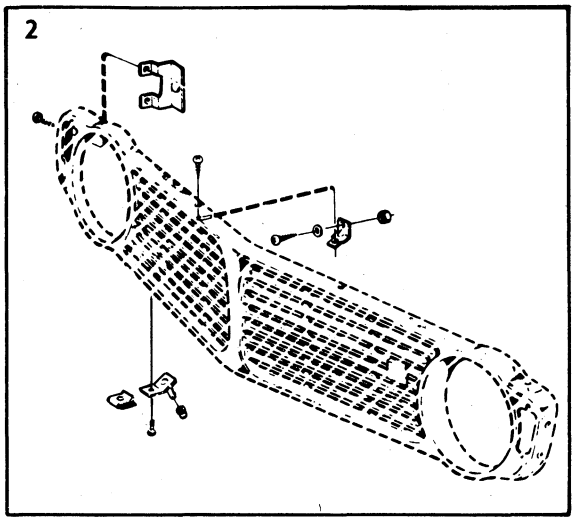
2

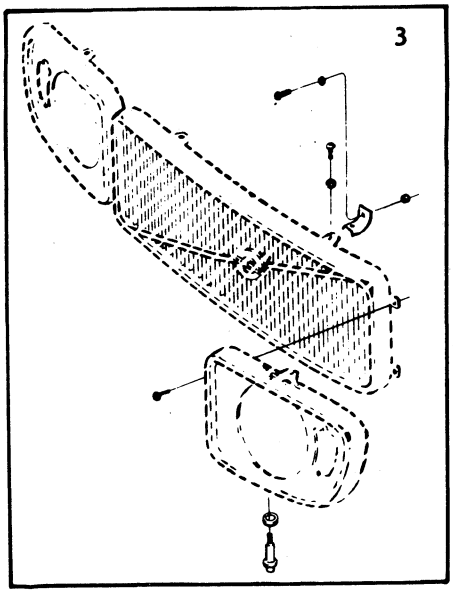
3

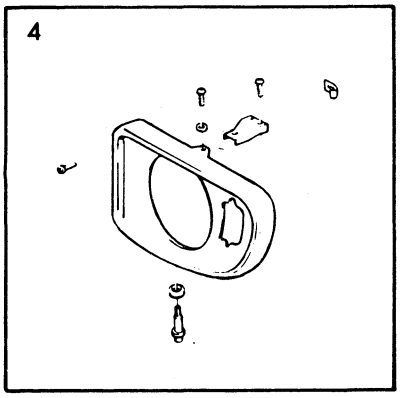
4

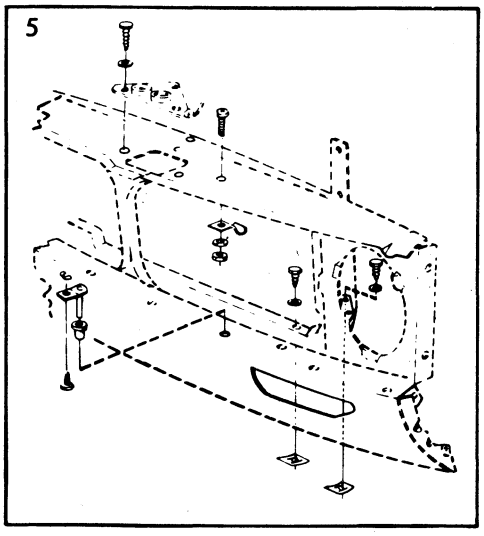
5

Sida Page	Grupp Group	Reparationssatser grupp 8 framskärm, stötfångare	Repair kits group 8 front mudguard, bumper	Illustration	0700
30	10a			26109 1979–11	

Pos. Fig.	Antal/Quantity				Artikel nr Part No	Benämning	Description	Sats Kit	B P S R	Anmärkning Notes	
1	–	–	–	–	273144-6	Monteringssats, framskärm	Installation kit, front mudguard				0020 0040 0060
2	–	–	–	–	273145-3	Monteringssats, främre stötfångare	Installation kit, front bumper				0080 0100 0120
	–	–	–	–	273146-1	Monteringssats, bakre stötfångare	Installation kit, rear bumper				0140 0160


1

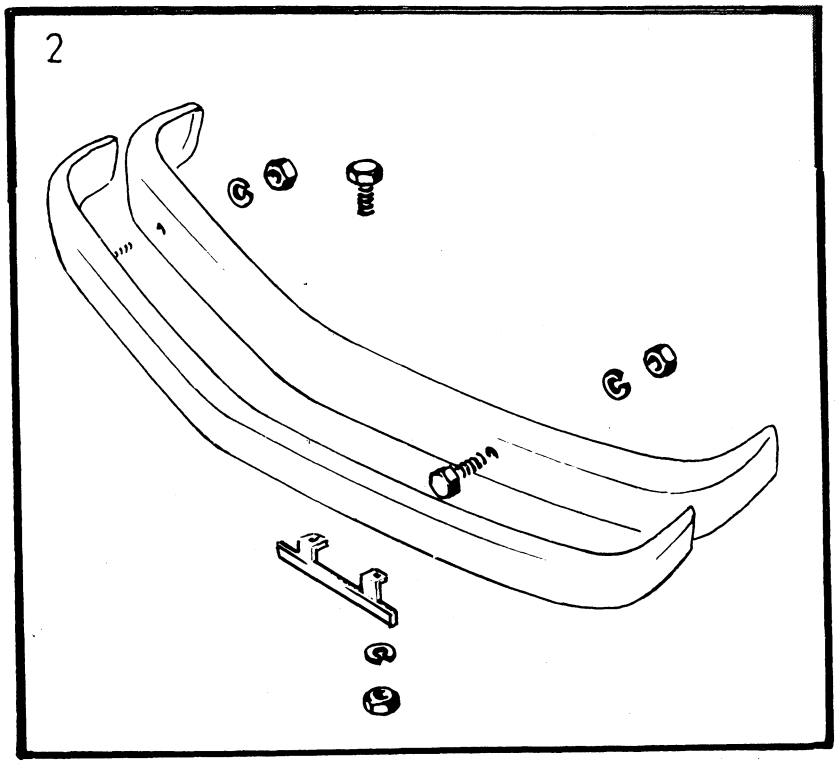
2

Sida Page	Grupp Group	Reparationssatser grupp 9 kompressor (luftkonditionering)	Repair kits group 9 compressor (air conditioning)	Illustration	0750
32	10a			8499 1979–11	

Pos. Fig.	Antal/Quantity				Artikel nr Part No	Benämning	Description	Sats Kit	B P S R	Anmärkning Notes	
1	1	–	–	–	273229-5	Reparationssats	Repair kit				0020

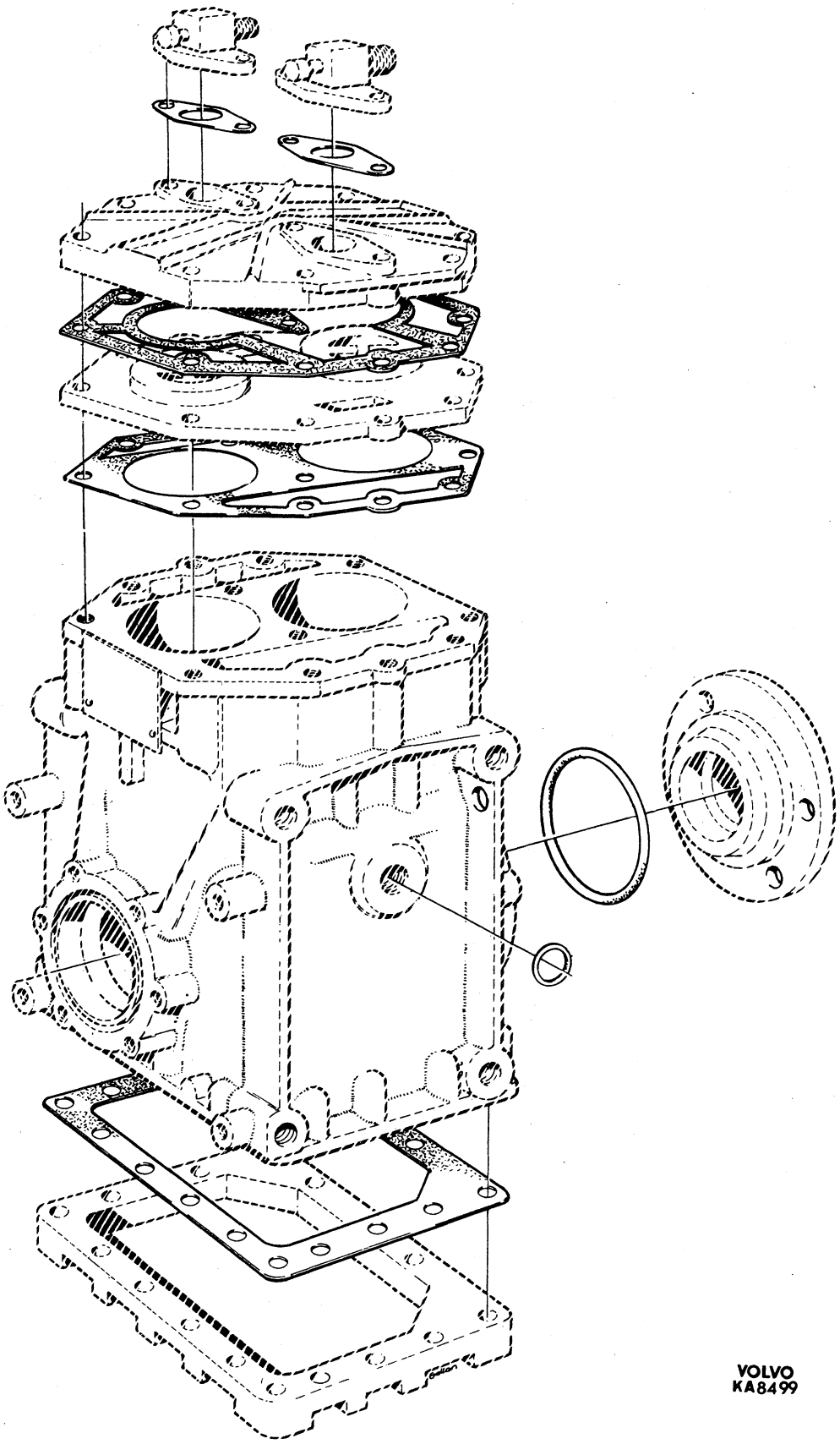

VOLVO
KA8499

Nummerregister — Numerical register

Grupp / Group: 10b

Sida / Page: 1

1979-11

Artikel nr / Part No	Gr / Gr	Sida / Page	Koord. / Grid
755-9	9	20	5-A21
11009-8	2a	14	1-C15
	3	26	2-B03
11010-6	3	26	2-B03
	9	34	5-B11
11013-0	4	46	2-G23
	4	56	2-H09
11024-7	4	28	2-G05
	4	32	2-G09
	4	38	2-G15
	4	46	2-G23
11145-0	4	28	2-G05
	4	32	2-G09
	4	38	2-G15
	4	44	2-G21
11433-0	3	94	2-D23
11992-5	4	22	2-F23
	4	24	2-G01
	4	60	2-H13
	4	66	2-H19
11996-6	3	86	2-D15
	4	22	2-F23
	4	30	2-G07
	4	36	2-G13
13319-9	2c	20	1-F21
	3	94	2-D23
14114-3	3	38	2-B15
14185-3	2c	38	1-G15
	2c	42	1-G19
	2c	46	1-G23
	2c	54	1-H07
15517-6	2c	88	1-I17
15521-8	2c	88	1-I17
16324-6	4	86	2-I15
16947-4	2c	78	1-I07
16948-2	2c	78	1-I07
17840-0	8	46	3-F23
18130-5	2a	24	1-D01
18301-2	5	24	3-B01
	5	26	3-B03
18335-0	3	102	2-E07
18376-4	5	48	3-C01
18387-1	3	100	2-E05
18651-0	4	10	2-F11
	4	28	2-G05
	4	32	2-G09
	4	38	2-G15
	5	22	3-A23
	5	26	3-B03
	5	48	3-C01
18677-5	5	18	3-A19
18696-5	4	30	2-G07
	4	36	2-G13
	4	40	2-G17
18818-5	2a	24	1-D01
18820-1	4	50	2-H03
18822-7	2a	24	1-D01
18838-3	6	12	3-C17
18839-1	6	36	3-D17
18890-4	8	78	3-H07
	8	84	3-H13
18891-2	8	400	4-J03
18986-0	3	102	2-E07
19567-7	4	28	2-G05
	4	38	2-G15
	4	44	2-G21
19730-1	2a	10	1-C11
19794-7	6	12	3-C17
19794-7	6	14	3-C19
19873-9	2a	22	1-C23
	2c	40	1-G17
21882-6	8	12	3-E13
24383-2	4	110	2-J15
25195-9	3	12	2-A13
25713-9	3	12	2-A13
25714-7	3	12	2-A13
25716-2	3	12	2-A13
25929-1	3	12	2-A13
25930-9	3	12	2-A13
31449-2	4	36	2-G13
35028-0	3	26	2-B03
40136-4	8	12	3-E13
	8	14	3-E15
41561-2	4	70	2-H23
	4	74	2-I03
	4	80	2-I09
	4	82	2-I11
46000-6	2a	4	1-C05
48331-3	3	12	2-A13
48332-1	3	12	2-A13
48492-3	3	26	2-B03
55192-9	2d	18	1-J19
	2d	22	1-J23
	8	12	3-E13
60309-2	4	70	2-H23
	4	74	2-I03
	4	78	2-I07
	4	82	2-I11
60799-4	3	12	2-A13
61177-2	4	54	2-H07
	4	96	2-J01
	4	100	2-J05
61544-3	8	52	3-G05
	8	60	3-G13
	8	384	4-I11
61830-6	2a	6	1-C07
	2c	4	1-F05
	2c	10	1-F11
	2c	12	1-F13
64469-0	8	10	3-E11
67089-3	4	30	2-G07
	4	34	2-G11
	4	40	2-G17
	4	48	2-H01
	4	50	2-H03
71693-6	2c	50	1-H03
	2c	58	1-H11
	2c	62	1-H15
71717-3	2c	50	1-H03
	2c	58	1-H11
	2c	62	1-H15
71816-3	2c	38	1-G15
	2c	42	1-G19
	2c	54	1-H07
	2c	68	1-H21
	2c	72	1-I01
	2c	76	1-I05
71823-9	2c	38	1-G15
	2c	42	1-G19
	2c	46	1-G23
	2c	54	1-H07
71856-9	2c	38	1-G15
	2c	40	1-G17
	2c	70	1-H23
	2c	74	1-I03
76614-7	3	26	2-B03
77511-4	3	26	2-B03
77546-0	3	12	2-A13
77674-0	3	26	2-B03
77691-4	3	26	2-B03
79933-8	8	424	4-K03
79982-5	8	424	4-K03
80506-9	4	124	2-K05
	4	128	2-K09
80513-5	4	30	2-G07
	4	34	2-G11
	4	40	2-G17
	4	122	2-K03
	4	126	2-K07
80939-2	5	30	3-B07
80940-0	4	10	2-F11
	5	48	3-C01
81374-1	4	122	2-K03
	4	128	2-K09
81375-8	4	122	2-K03
	4	128	2-K09
81377-4	4	124	2-K05
	4	128	2-K09
81388-1	4	124	2-K05
	4	128	2-K09
82745-1	2a	2	1-C03
83107-3	4	114	2-J19
	6	22	3-D03
83125-5	6	26	3-D07
83126-3	6	26	3-D07
85611-2	6	8	3-C13
	6	12	3-C17
85612-0	6	8	3-C13
	6	12	3-C17
85613-8	6	8	3-C13
	6	12	3-C17
85616-1	6	34	3-D15
85617-9	6	34	3-D15
85618-7	6	34	3-D15
86385-2	4	26	2-G03
86713-5	4	28	2-G05
	4	30	2-G07
	4	32	2-G09
	4	34	2-G11
	4	38	2-G15
	4	40	2-G17
	4	46	2-G23
87176-4	4	28	2-G05
	4	38	2-G15
	4	44	2-G21
87655-7	4	124	2-K05
	4	128	2-K09
87699-5	6	28	3-D09
87941-1	4	110	2-J15
87972-6	4	30	2-G07
	4	34	2-G11
	4	40	2-G17
	4	48	2-H01
87992-4	8	422	4-K01
88273-8	2c	4	1-F05
	2c	10	1-F11
	2c	18	1-F19
	2c	20	1-F21
	2c	30	1-G07
	2c	32	1-G09
88333-0	2d	22	1-J23
88726-5	4	30	2-G07
	4	34	2-G11
	4	40	2-G17
88726-5	4	122	2-K03
	4	126	2-K07
88783-6	2d	18	1-J19
	2d	22	1-J23
	9	16	5-A17
89047-5	2c	22	1-F23
	2c	26	1-G03
89254-7	4	122	2-K03
	4	126	2-K07
89567-2	4	120	2-K01
89671-2	4	122	2-K03
	4	126	2-K07
90416-9	8	422	4-K01
90980-4	8	88	3-H17
	8	92	3-H21
92397-9	9	18	5-A19
93554-4	3	76	2-D05
94026-2	8	14	3-E15
94081-7	8	422	4-K01
94242-5	8	386	4-I13
94641-8	2d	18	1-J19
	2d	22	1-J23
	8	52	3-G05
	8	54	3-G07
	8	60	3-G13
	8	62	3-G15
94942-0	8	144	3-K01
	8	386	4-I13
	8	394	4-I21
	8	400	4-J03
94944-6	8	162	3-K19
	8	166	3-K23
	8	170	3-L03
	8	174	3-L07
	8	178	3-L11
	8	182	4-A01
	8	186	4-A05
	8	190	4-A09
	8	194	4-A13
	8	200	4-A19
	8	204	4-A23
	8	208	4-B03
	8	212	4-B07
	8	216	4-B11
	8	220	4-B15
	8	226	4-B21
	8	230	4-C01
	8	234	4-C05
	8	238	4-C09
	8	242	4-C13
	8	246	4-C17
	8	250	4-C21
	8	256	4-D03
	8	260	4-D07
	8	264	4-D11
	8	266	4-D13
	8	272	4-D19
	8	278	4-E01
	8	282	4-E05
	8	284	4-E07
	8	290	4-E13
	8	294	4-E17
	8	298	4-E21
	8	302	4-F01
	8	308	4-F07
	8	312	4-F11
	8	316	4-F15
	8	320	4-F19

Sida / Page 2 — Grupp / Group 10b

Nummerregister / Numerical register

1979-11

Artikel nr / Part No	Gr / Gr	Sida / Page	Koord. / Grid
94944-6	8	324	4-F23
	8	328	4-G03
	8	332	4-G07
	8	338	4-G13
	8	344	4-G19
	8	350	4-H01
	8	356	4-H07
	8	360	4-H11
	8	366	4-H17
	8	370	4-H21
	8	402	4-J05
94945-3	8	162	3-K19
	8	166	3-K23
	8	170	3-L03
	8	174	3-L07
	8	178	3-L11
	8	182	4-A01
	8	186	4-A05
	8	190	4-A09
	8	194	4-A13
	8	200	4-A19
	8	204	4-A23
	8	208	4-B03
	8	212	4-B07
	8	216	4-B11
	8	220	4-B15
	8	226	4-B21
	8	230	4-C01
	8	234	4-C05
	8	238	4-C09
	8	242	4-C13
	8	246	4-C17
	8	250	4-C21
	8	256	4-D03
	8	260	4-D07
	8	264	4-D11
	8	266	4-D13
	8	272	4-D19
	8	278	4-E01
	8	282	4-E05
	8	284	4-E07
	8	290	4-E13
	8	294	4-E17
	8	298	4-E21
	8	302	4-F01
	8	308	4-F07
	8	312	4-F11
	8	316	4-F15
	8	320	4-F19
	8	324	4-F23
	8	328	4-G03
	8	332	4-G07
	8	338	4-G13
	8	344	4-G19
	8	350	4-H01
	8	356	4-H07
	8	360	4-H11
	8	366	4-H17
	8	370	4-H21
	8	402	4-J05
95290-3	8	374	4-I01
	8	376	4-I03
	8	378	4-I05
96343-9	8	56	3-G09
	8	62	3-G15
96443-7	4	112	2-J17
	4	116	2-J21
99673-6	8	162	3-K19
99673-6	8	216	4-B11
	8	284	4-E07
	8	302	4-F01
99684-3	8	148	3-K05
	8	150	3-K07
99728-8	8	162	3-K19
	8	216	4-B11
	8	284	4-E07
	8	302	4-F01
99729-6	8	162	3-K19
	8	216	4-B11
	8	284	4-E07
	8	302	4-F01
99730-4	8	162	3-K19
	8	220	4-B15
	8	284	4-E07
	8	302	4-F01
99732-0	8	162	3-K19
	8	216	4-B11
	8	284	4-E07
	8	302	4-F01
99735-3	8	216	4-B11
99736-1	8	162	3-K19
	8	220	4-B15
	8	284	4-E07
	8	302	4-F01
99755-1	8	374	4-I01
	8	376	4-I03
	8	378	4-I05
	8	380	4-I07
99760-1	8	220	4-B15
99764-3	8	166	3-K23
	8	194	4-A13
	8	220	4-B15
	8	238	4-C09
	8	242	4-C13
	8	260	4-D07
	8	284	4-E07
	8	294	4-E17
	8	308	4-F07
	8	320	4-F19
	8	324	4-F23
	8	338	4-G13
	8	356	4-H07
	8	360	4-H11
	8	366	4-H17
	8	370	4-H21
99766-8	8	166	3-K23
	8	220	4-B15
	8	284	4-E07
	8	308	4-F07
99790-8	8	166	3-K23
	8	284	4-E07
	8	308	4-F07
99791-6	8	170	3-L03
	8	226	4-B21
	8	290	4-E13
	8	312	4-F11
99844-3	8	170	3-L03
	8	226	4-B21
	8	230	4-C01
	8	290	4-E13
	8	312	4-F11
	8	316	4-F15
99845-0	8	170	3-L03
	8	226	4-B21
	8	312	4-F11
99846-8	8	170	3-L03
99846-8	8	186	4-A05
	8	190	4-A09
	8	226	4-B21
	8	234	4-C05
	8	242	4-C13
	8	246	4-C17
	8	290	4-E13
	8	298	4-E21
	8	312	4-F11
	8	316	4-F15
	8	324	4-F23
	8	328	4-G03
99847-6	8	170	3-L03
	8	174	3-L07
	8	226	4-B21
	8	312	4-F11
99848-4	8	170	3-L03
	8	174	3-L07
	8	226	4-B21
	8	230	4-C01
	8	290	4-E13
	8	312	4-F11
99849-2	8	170	3-L03
	8	178	3-L11
	8	226	4-B21
	8	312	4-F11
99856-7	8	174	3-L07
	8	230	4-C01
	8	290	4-E13
	8	316	4-F15
99857-5	8	174	3-L07
	8	186	4-A05
	8	190	4-A09
	8	230	4-C01
	8	246	4-C17
	8	290	4-E13
	8	298	4-E21
	8	316	4-F15
	8	328	4-G03
	8	360	4-H11
	8	370	4-H21
99858-3	8	178	3-L11
	8	190	4-A09
	8	234	4-C05
	8	246	4-C17
	8	290	4-E13
	8	298	4-E21
	8	316	4-F15
	8	328	4-G03
99903-7	8	182	4-A01
	8	190	4-A09
	8	194	4-A13
	8	238	4-C09
	8	260	4-D07
	8	320	4-F19
	8	338	4-G13
	8	360	4-H11
	8	366	4-H17
	8	370	4-H21
99904-5	8	178	3-L11
	8	186	4-A05
	8	238	4-C09
	8	320	4-F19
	8	360	4-H11
	8	370	4-H21
99905-2	8	178	3-L11
99905-2	8	238	4-C09
	8	320	4-F19
99907-8	8	178	3-L11
	8	182	4-A01
	8	186	4-A05
	8	238	4-C09
	8	294	4-E17
	8	320	4-F19
	8	360	4-H11
	8	370	4-H21
99908-6	8	178	3-L11
	8	182	4-A01
	8	238	4-C09
	8	242	4-C13
	8	294	4-E17
	8	320	4-F19
	8	324	4-F23
99915-1	8	182	4-A01
	8	242	4-C13
	8	294	4-E17
	8	324	4-F23
99916-9	8	182	4-A01
	8	186	4-A05
	8	238	4-C09
	8	294	4-E17
	8	320	4-F19
	8	360	4-H11
	8	370	4-H21
99917-7	8	182	4-A01
	8	242	4-C13
	8	294	4-E17
	8	324	4-F23
99949-0	8	264	4-D11
99954-0	8	186	4-A05
	8	242	4-C13
	8	324	4-F23
99955-7	8	186	4-A05
	8	200	4-A19
	8	208	4-B03
	8	242	4-C13
	8	250	4-C21
	8	256	4-D03
	8	272	4-D19
	8	324	4-F23
	8	332	4-G07
	8	344	4-G19
	8	350	4-H01
	8	360	4-H11
	8	370	4-H21
99960-7	8	182	4-A01
	8	190	4-A09
99995-3	8	194	4-A13
	8	260	4-D07
	8	338	4-G13
	8	356	4-H07
	8	360	4-H11
	8	366	4-H17
	8	370	4-H21
99996-1	8	194	4-A13
	8	260	4-D07
	8	338	4-G13
105154-9	3	8	2-A09
106492-2	3	44	2-B21
106836-0	2d	4	1-J05
	2d	12	1-J13
106841-0	6	26	3-D07
106902-0	3	48	2-C01
106988-9	8	88	3-H17

Nummerregister — Numerical register

Grupp / Group: 10b

Sida / Page: 3

1979-11

Artikel nr Part No	Gr Gr	Sida Page	Koord. Grid
106988-9	8	90	3-H19
	8	92	3-H21
107401-2	2b	6	1-E07
115116-6	3	26	2-B03
118006-6	4	110	2-J15
120006-2	2c	38	1-G15
120085-6	8	66	3-G19
	8	88	3-H17
	8	92	3-H21
	8	98	3-I03
	8	106	3-I11
	9	24	5-B01
120164-9	8	62	3-G15
	8	68	3-G21
	8	70	3-G23
120265-4	2c	90	1-I19
	2c	94	1-I23
	2d	14	1-J15
	8	82	3-H11
120344-7	8	46	3-F23
120405-6	8	82	3-H11
	8	86	3-H15
	8	106	3-I11
120622-6	4	122	2-K03
	4	128	2-K09
120657-2	3	38	2-B15
120680-4	8	402	4-J05
120804-0	4	112	2-J17
	4	118	2-J23
120901-4	3	62	2-C15
121559-9	4	60	2-H13
121560-7	4	6	2-F07
121585-4	5	24	3-B01
	5	26	3-B03
131016-8	2c	40	1-G17
	2c	42	1-G19
	2c	46	1-G23
	2c	54	1-H07
133023-2	8	70	3-G23
150169-1	2a	16	1-C17
150188-1	5	20	3-A21
	8	378	4-I05
	8	380	4-I07
151205-2	3	8	2-A09
153042-7	6	8	3-C13
180759-3	2c	16	1-F17
181063-9	4	52	2-H05
181092-8	4	56	2-H09
181120-7	4	28	2-G05
	4	32	2-G09
	4	38	2-G15
	4	44	2-G21
181301-3	4	124	2-K05
	4	128	2-K09
181302-1	4	124	2-K05
	4	128	2-K09
181303-9	4	124	2-K05
	4	128	2-K09
181304-7	4	124	2-K05
	4	128	2-K09
181305-4	4	122	2-K03
	4	128	2-K09
181329-4	4	36	2-G13
181330-2	4	46	2-G23
181331-0	4	46	2-G23
181393-0	9	34	5-B11
181542-2	4	88	2-I17
181543-0	4	88	2-I17
181549-7	4	106	2-J11
181584-4	6	8	3-C13
181585-1	6	8	3-C13
181587-7	6	8	3-C13
181588-5	6	8	3-C13
181662-8	4	122	2-K03
	4	128	2-K09
181797-2	3	30	2-B07
	3	36	2-B13
181798-0	3	34	2-B11
181800-4	3	30	2-B07
	3	34	2-B11
	3	36	2-B13
183265-8	4	106	2-J11
183498-5	4	32	2-G09
	4	44	2-G21
185502-2	3	70	2-C23
190071-1	8	14	3-E15
	8	146	3-K03
190113-1	9	16	5-A17
190198-2	3	70	2-C23
190208-9	2c	4	1-F05
	2c	10	1-F11
	2c	18	1-F19
	3	100	2-E05
190320-2	2c	20	1-F21
	2c	30	1-G07
190339-2	3	8	2-A09
190349-1	2c	38	1-G15
	2c	42	1-G19
	2c	46	1-G23
	2c	54	1-H07
	8	8	3-E09
190384-8	8	98	3-I03
190481-2	2c	34	1-G11
	2c	50	1-H03
	2c	58	1-H11
	2c	62	1-H15
190524-9	2b	2	1-E03
	2c	4	1-F05
	2c	10	1-F11
	2c	12	1-F13
190573-6	6	6	3-C11
190585-0	8	12	3-E13
190598-3	8	52	3-G05
	8	60	3-G13
	8	84	3-H13
190611-4	4	50	2-H03
	4	54	2-H07
190663-5	3	86	2-D15
190665-0	2c	12	1-F13
	2c	14	1-F15
	2c	20	1-F21
	2c	22	1-F23
	2c	28	1-G05
	3	64	2-C17
	3	86	2-D15
	5	24	3-B01
	5	26	3-B03
	5	30	3-B07
	6	12	3-C17
190666-8	2c	12	1-F13
	2c	22	1-F23
190666-8	2c	24	1-G01
	2c	28	1-G05
	2c	32	1-G09
	2d	12	1-J13
	2d	14	1-J15
	4	6	2-F07
	8	10	3-E11
	8	410	4-J13
	8	412	4-J15
190679-1	6	16	3-C21
190684-1	4	46	2-G23
190685-8	4	46	2-G23
190686-6	4	46	2-G23
190687-4	4	46	2-G23
190688-2	4	46	2-G23
190703-9	4	60	2-H13
190718-7	3	26	2-B03
190721-1	3	26	2-B03
190730-2	3	62	2-C15
190731-0	3	62	2-C15
190732-8	3	62	2-C15
190733-6	3	62	2-C15
190734-4	3	68	2-C21
190735-1	3	68	2-C21
190737-7	4	28	2-G05
	4	32	2-G09
	4	38	2-G15
	4	44	2-G21
190738-5	4	46	2-G23
190739-3	4	46	2-G23
190772-4	4	88	2-I17
190784-9	4	10	2-F11
	5	48	3-C01
190798-9	2a	24	1-D01
190814-4	4	28	2-G05
	4	32	2-G09
	4	38	2-G15
	4	44	2-G21
190815-1	4	28	2-G05
	4	32	2-G09
	4	38	2-G15
	4	44	2-G21
190819-3	4	30	2-G07
	4	36	2-G13
	4	42	2-G19
190848-2	5	34	3-B11
	5	36	3-B13
190888-8	3	26	2-B03
190953-0	2d	4	1-J05
	2d	8	1-J09
	2d	14	1-J15
191026-4	2a	6	1-C07
	2c	4	1-F05
	2c	8	1-F09
	2c	18	1-F19
	2c	30	1-G07
	2c	32	1-G09
	5	38	3-B15
191030-6	5	36	3-B13
191047-0	2d	4	1-J05
	2d	8	1-J09
191086-8	2a	24	1-D01
191096-7	2d	4	1-J05
	2d	8	1-J09
191105-6	4	28	2-G05
	4	32	2-G09
	4	38	2-G15
	4	44	2-G21
191117-1	4	22	2-F23
	4	24	2-G01
	4	60	2-H13
	4	66	2-H19
191169-2	9	34	5-B11
191172-6	3	20	2-A21
	3	24	2-B01
191203-9	2d	4	1-J05
191246-8	9	38	5-B15
191390-4	2c	4	1-F05
	2c	10	1-F11
	2c	20	1-F21
191391-2	8	14	3-E15
	8	62	3-G15
	8	68	3-G21
	8	78	3-H07
191404-3	2c	4	1-F05
	2c	8	1-F09
	2c	18	1-F19
	2c	20	1-F21
	2c	30	1-G07
	3	100	2-E05
191410-0	2a	12	1-C13
191493-6	4	30	2-G07
	4	32	2-G09
	4	46	2-G23
191494-4	4	30	2-G07
	4	32	2-G09
	4	46	2-G23
191495-1	4	30	2-G07
	4	32	2-G09
	4	46	2-G23
191496-9	4	28	2-G05
	4	32	2-G09
	4	38	2-G15
	4	44	2-G21
191497-7	4	30	2-G07
	4	32	2-G09
	4	40	2-G17
	4	46	2-G23
191498-5	4	30	2-G07
	4	32	2-G09
	4	40	2-G17
	4	46	2-G23
191499-3	4	30	2-G07
	4	32	2-G09
	4	40	2-G17
	4	46	2-G23
191523-0	2a	4	1-C05
191529-7	4	28	2-G05
	4	32	2-G09
	4	38	2-G15
	4	44	2-G21
191555-2	4	88	2-I17
191685-7	4	28	2-G05
	4	32	2-G09
	4	38	2-G15
	4	44	2-G21
191687-3	2a	10	1-C11
191689-9	2a	18	1-C19
191690-7	4	22	2-F23
	4	24	2-G01
	4	60	2-H13
	4	66	2-H19
191695-6	8	112	3-I17
	8	116	3-I21
	8	122	3-J03
	8	418	4-J21

Sida / Page: 4 — Grupp / Group: 10b — Nummerregister / Numerical register — 1979-11

Artikel nr / Part No	Gr / Gr	Sida / Page	Koord. / Grid
191695-6	9	14	5-A15
191701-2	2a	24	1-D01
191807-7	4	122	2-K03
	4	126	2-K07
191834-1	4	124	2-K05
	4	128	2-K09
191835-8	4	124	2-K05
	4	128	2-K09
191836-6	4	124	2-K05
	4	128	2-K09
191837-4	4	124	2-K05
	4	128	2-K09
191838-2	4	122	2-K03
	4	126	2-K07
191840-8	4	124	2-K05
	4	128	2-K09
191841-6	4	124	2-K05
	4	128	2-K09
191848-1	2a	14	1-C15
191873-9	2a	14	1-C15
191882-0	4	46	2-G23
191894-5	2c	90	1-I19
	2c	94	1-I23
191900-0	4	30	2-G07
	4	36	2-G13
191962-0	8	8	3-E09
	8	92	3-H21
192034-7	2c	4	1-F05
	2c	6	1-F07
	2c	8	1-F09
	2c	10	1-F11
	2c	12	1-F13
	2c	14	1-F15
	2c	18	1-F19
	2c	20	1-F21
	2c	30	1-G07
	2c	32	1-G09
	2c	78	1-I07
	4	60	2-H13
	4	66	2-H19
192041-2	3	8	2-A09
	8	8	3-E09
	8	10	3-E11
	8	12	3-E13
	8	14	3-E15
192055-2	3	4	2-A05
192125-3	4	14	2-F15
192204-6	2c	90	1-I19
192230-1	3	100	2-E05
	8	46	3-F23
192248-3	3	70	2-C23
	3	72	2-D01
	3	100	2-E05
192287-1	3	8	2-A09
	3	56	2-C09
	8	8	3-E09
	8	56	3-G09
	8	64	3-G17
	9	4	5-A05
	9	8	5-A09
192292-1	2c	78	1-I07
	8	62	3-G15
	8	68	3-G21
	8	128	3-J09
192334-1	9	4	5-A05
	9	8	5-A09
192385-3	3	100	2-E05
192400-0	5	24	3-B01
192400-0	5	26	3-B03
	8	102	3-I07
	8	110	3-I15
192450-5	8	384	4-I11
192455-4	3	42	2-B19
192461-2	8	98	3-I03
	8	106	3-I11
192470-3	4	26	2-G03
192495-0	6	4	3-C09
192550-2	4	112	2-J17
192557-7	8	46	3-F23
192558-5	8	150	3-K07
192586-6	8	112	3-I17
	8	114	3-I19
	8	116	3-I21
	8	118	3-I23
	8	124	3-J05
192622-9	4	28	2-G05
	4	32	2-G09
	4	38	2-G15
	4	44	2-G21
207976-2	2a	22	1-C23
207980-4	2a	22	1-C23
210082-4	9	20	5-A21
210107-9	9	20	5-A21
210144-2	9	20	5-A21
231311-2	4	110	2-J15
231312-0	4	110	2-J15
231313-8	4	110	2-J15
233143-7	3	12	2-A13
233262-5	3	10	2-A11
	3	12	2-A13
	3	14	2-A15
	3	16	2-A17
233264-1	3	10	2-A11
	3	12	2-A13
233667-5	3	26	2-B03
233774-9	3	26	2-B03
233775-6	3	26	2-B03
233776-4	3	26	2-B03
233825-9	3	16	2-A17
233835-8	3	12	2-A13
233836-6	3	10	2-A11
	3	12	2-A13
	3	14	2-A15
233837-4	3	12	2-A13
233838-2	3	12	2-A13
235511-3	4	86	2-I15
235513-9	4	90	2-I19
235517-0	4	90	2-I19
235522-0	4	90	2-I19
235527-9	4	70	2-H23
	4	74	2-I03
	4	78	2-I07
	4	82	2-I11
235529-5	4	90	2-I19
235530-3	4	90	2-I19
235537-8	4	90	2-I19
235538-6	4	90	2-I19
235539-4	4	90	2-I19
235540-2	4	90	2-I19
235542-8	4	88	2-I17
	4	90	2-I19
235546-9	4	90	2-I19
235547-7	4	90	2-I19
235555-0	4	92	2-I21
235557-6	4	88	2-I17
235561-8	4	88	2-I17
235566-7	4	88	2-I17
235567-5	4	88	2-I17
235568-3	4	88	2-I17
235569-1	4	90	2-I19
235571-7	4	88	2-I17
235574-1	4	96	2-J01
235576-6	4	88	2-I17
235577-4	4	88	2-I17
235578-2	4	88	2-I17
235581-6	4	88	2-I17
235599-8	4	88	2-I17
235602-0	4	86	2-I15
235605-3	4	86	2-I15
235611-1	4	86	2-I15
235612-9	4	86	2-I15
235615-2	4	88	2-I17
235616-0	4	86	2-I15
235617-8	4	86	2-I15
235620-2	4	92	2-I21
235623-6	4	92	2-I21
235624-4	4	92	2-I21
235626-9	4	92	2-I21
235627-7	4	92	2-I21
235630-1	4	92	2-I21
235634-3	4	94	2-I23
235638-4	4	94	2-I23
235639-2	4	88	2-I17
235640-0	4	70	2-H23
	4	74	2-I03
	4	80	2-I09
	4	82	2-I11
235641-8	4	70	2-H23
	4	74	2-I03
	4	80	2-I09
	4	82	2-I11
235642-6	4	70	2-H23
	4	74	2-I03
	4	80	2-I09
	4	82	2-I11
235643-4	4	72	2-I01
	4	74	2-I03
	4	80	2-I09
	4	82	2-I11
235648-3	4	72	2-I01
	4	76	2-I05
	4	80	2-I09
	4	82	2-I11
235649-1	4	72	2-I01
	4	76	2-I05
	4	80	2-I09
	4	82	2-I11
235650-9	4	72	2-I01
	4	76	2-I05
	4	80	2-I09
	4	82	2-I11
235651-7	4	70	2-H23
	4	74	2-I03
	4	80	2-I09
235652-5	4	70	2-H23
	4	74	2-I03
	4	80	2-I09
235654-1	4	70	2-H23
	4	74	2-I03
	4	80	2-I09
	4	82	2-I11
235655-8	4	70	2-H23
235656-6	4	70	2-H23
	4	74	2-I03
235657-4	4	88	2-I17
235658-2	4	88	2-I17
235664-0	4	96	2-J01
	4	100	2-J05
235666-5	4	96	2-J01
235670-7	4	96	2-J01
	4	100	2-J05
235671-5	4	96	2-J01
	4	100	2-J05
235672-3	4	96	2-J01
	4	100	2-J05
235674-9	4	96	2-J01
	4	100	2-J05
235675-6	4	96	2-J01
	4	100	2-J05
235678-0	4	96	2-J01
	4	100	2-J05
235680-6	4	96	2-J01
235681-4	4	96	2-J01
235682-2	4	96	2-J01
235689-7	4	96	2-J01
	4	100	2-J05
235692-1	4	96	2-J01
	4	100	2-J05
235698-8	4	96	2-J01
	4	100	2-J05
235700-2	4	96	2-J01
235701-0	4	70	2-H23
	4	74	2-I03
	4	78	2-I07
235702-8	4	70	2-H23
	4	74	2-I03
	4	78	2-I07
235703-6	4	70	2-H23
	4	74	2-I03
	4	78	2-I07
235704-4	4	70	2-H23
	4	74	2-I03
	4	78	2-I07
235705-1	4	70	2-H23
	4	74	2-I03
	4	78	2-I07
235706-9	4	70	2-H23
	4	74	2-I03
	4	78	2-I07
235707-7	4	70	2-H23
	4	74	2-I03
	4	78	2-I07
235708-5	4	70	2-H23
235709-3	4	70	2-H23
235710-1	4	70	2-H23
235711-9	4	70	2-H23
	4	74	2-I03
235712-7	4	70	2-H23
	4	74	2-I03
235713-5	4	70	2-H23
	4	74	2-I03
235714-3	4	70	2-H23
	4	74	2-I03
	4	78	2-I07
	4	82	2-I11
235715-0	4	72	2-I01
235721-8	4	86	2-I15
235724-2	4	86	2-I15

Nummerregister — Numerical register

1979-11

Grupp Group: 10b

Sida Page: 5

Artikel nr Part No	Gr Gr	Sida Page	Koord. Grid
235726-7	4	86	2-I15
235727-5	4	70	2-H23
235728-3	4	70	2-H23
	4	74	2-I03
	4	78	2-I07
	4	82	2-I11
235730-9	4	88	2-I17
235736-6	4	70	2-H23
	4	74	2-I03
	4	78	2-I07
	4	82	2-I11
235739-0	4	72	2-I01
	4	76	2-I05
	4	80	2-I09
	4	84	2-I13
235740-8	4	88	2-I17
235741-6	4	88	2-I17
235742-4	4	86	2-I15
235744-0	4	88	2-I17
	4	94	2-I23
235746-5	4	94	2-I23
235747-3	4	94	2-I23
235748-1	4	94	2-I23
235752-3	4	88	2-I17
235754-9	4	92	2-I21
235768-9	4	70	2-H23
235783-8	4	78	2-I07
	4	82	2-I11
235786-1	4	90	2-I19
	4	92	2-I21
235787-9	4	88	2-I17
235789-5	4	86	2-I15
235792-9	4	72	2-I01
	4	74	2-I03
	4	80	2-I09
	4	82	2-I11
235793-7	4	72	2-I01
	4	74	2-I03
	4	80	2-I09
	4	82	2-I11
235794-5	4	96	2-J01
	4	100	2-J05
235808-3	4	70	2-H23
	4	74	2-I03
235812-5	4	70	2-H23
	4	74	2-I03
	4	78	2-I07
	4	82	2-I11
235814-1	4	70	2-H23
	4	74	2-I03
	4	78	2-I07
	4	82	2-I11
235816-6	4	86	2-I15
235825-7	4	92	2-I21
235826-5	4	70	2-H23
	4	74	2-I03
	4	80	2-I09
235827-3	4	70	2-H23
	4	74	2-I03
235836-4	4	70	2-H23
	4	74	2-I03
235842-2	4	70	2-H23
	4	74	2-I03
	4	96	2-J01
235845-5	4	74	2-I03
	4	78	2-I07
	4	82	2-I11
235848-9	4	70	2-H23
235848-9	4	74	2-I03
	4	78	2-I07
	4	82	2-I11
235850-5	4	86	2-I15
235851-3	4	86	2-I15
235853-9	4	74	2-I03
	4	78	2-I07
235855-4	4	96	2-J01
235857-0	4	72	2-I01
	4	76	2-I05
	4	80	2-I09
	4	82	2-I11
235858-8	4	72	2-I01
	4	76	2-I05
	4	80	2-I09
	4	84	2-I13
235859-6	4	72	2-I01
	4	76	2-I05
	4	80	2-I09
	4	84	2-I13
235861-2	4	88	2-I17
235871-1	4	88	2-I17
235873-7	4	96	2-J01
235876-0	4	88	2-I17
235877-8	4	88	2-I17
235889-3	4	90	2-I19
	4	92	2-I21
235893-5	4	92	2-I21
235894-3	4	92	2-I21
235904-0	4	96	2-J01
	4	100	2-J05
235907-3	4	78	2-I07
	4	82	2-I11
235916-4	4	86	2-I15
235918-0	4	74	2-I03
	4	78	2-I07
235920-6	4	86	2-I15
235922-2	4	74	2-I03
	4	78	2-I07
	4	82	2-I11
235924-8	4	92	2-I21
235927-1	4	78	2-I07
	4	82	2-I11
235928-9	4	78	2-I07
	4	82	2-I11
235934-7	4	74	2-I03
	4	96	2-J01
235940-4	4	92	2-I21
235942-0	4	90	2-I19
	4	92	2-I21
235945-3	4	90	2-I19
235948-7	4	88	2-I17
235951-1	4	86	2-I15
235952-9	4	86	2-I15
235955-2	4	88	2-I17
235968-5	4	88	2-I17
235970-1	4	78	2-I07
	4	96	2-J01
235972-7	4	80	2-I09
235979-2	4	78	2-I07
	4	82	2-I11
235983-4	4	78	2-I07
	4	96	2-J01
235985-9	4	70	2-H23
	4	74	2-I03
	4	78	2-I07
	4	82	2-I11
235989-1	4	88	2-I17
235996-6	4	86	2-I15
237042-7	2c	66	1-H19
	2c	70	1-H23
	2c	74	1-I03
237074-0	2c	38	1-G15
237080-7	2c	38	1-G15
237081-5	2c	38	1-G15
237082-3	2c	38	1-G15
237083-1	2c	38	1-G15
	2c	42	1-G19
	2c	46	1-G23
	2c	54	1-H07
237084-9	2c	38	1-G15
	2c	42	1-G19
	2c	46	1-G23
	2c	54	1-H07
	2c	68	1-H21
	2c	72	1-I01
	2c	76	1-I05
237085-6	2c	38	1-G15
	2c	40	1-G17
	2c	70	1-H23
	2c	74	1-I03
237086-4	2c	38	1-G15
	2c	42	1-G19
	2c	46	1-G23
	2c	54	1-H07
237087-2	2c	38	1-G15
	2c	42	1-G19
	2c	54	1-H07
237088-0	2c	38	1-G15
	2c	42	1-G19
	2c	46	1-G23
	2c	54	1-H07
237094-8	2c	40	1-G17
	2c	42	1-G19
	2c	54	1-H07
237096-3	2c	40	1-G17
	2c	44	1-G21
237097-1	2c	40	1-G17
	2c	44	1-G21
237098-9	2c	40	1-G17
	2c	42	1-G19
	2c	54	1-H07
237104-5	2c	38	1-G15
237105-2	2c	38	1-G15
	2c	42	1-G19
237106-0	2c	38	1-G15
	2c	42	1-G19
	2c	46	1-G23
	2c	54	1-H07
237109-4	2c	40	1-G17
237110-2	2c	40	1-G17
237111-0	2c	40	1-G17
237116-9	2c	40	1-G17
	2c	44	1-G21
237117-7	2c	40	1-G17
237118-5	2c	40	1-G17
237119-3	2c	40	1-G17
	2c	42	1-G19
	2c	56	1-H09
237120-1	2c	40	1-G17
	2c	44	1-G21
	2c	46	1-G23
	2c	56	1-H09
237121-9	2c	40	1-G17
	2c	44	1-G21
237122-7	2c	40	1-G17
	2c	44	1-G21
237123-5	2c	40	1-G17
	2c	44	1-G21
	2c	46	1-G23
	2c	56	1-H09
237124-3	2c	40	1-G17
237125-0	2c	40	1-G17
	2c	44	1-G21
237131-8	2c	38	1-G15
	2c	42	1-G19
237140-9	2c	38	1-G15
	2c	42	1-G19
	2c	46	1-G23
	2c	54	1-H07
237141-7	2c	38	1-G15
	2c	42	1-G19
	2c	46	1-G23
	2c	54	1-H07
237142-5	2c	38	1-G15
	2c	42	1-G19
	2c	46	1-G23
	2c	54	1-H07
237143-3	2c	38	1-G15
	2c	42	1-G19
	2c	46	1-G23
	2c	54	1-H07
237144-1	2c	38	1-G15
	2c	68	1-H21
	2c	72	1-I01
	2c	76	1-I05
237168-0	2c	38	1-G15
237170-6	2c	38	1-G15
237176-3	2d	4	1-J05
	2d	12	1-J13
237177-1	2d	4	1-J05
	2d	12	1-J13
237178-9	2c	38	1-G15
237179-7	2c	40	1-G17
	2c	42	1-G19
	2c	46	1-G23
	2c	54	1-H07
237184-7	2c	38	1-G15
	2c	42	1-G19
	2c	46	1-G23
	2c	54	1-H07
	2c	66	1-H19
	2c	70	1-H23
	2c	74	1-I03
237185-4	2c	38	1-G15
	2c	42	1-G19
	2c	46	1-G23
	2c	54	1-H07
	2c	66	1-H19
	2c	70	1-H23
	2c	74	1-I03
237186-2	2c	38	1-G15
	2c	42	1-G19
	2c	54	1-H07
237187-0	2c	38	1-G15
	2c	42	1-G19
	2c	46	1-G23
	2c	54	1-H07
237188-8	2c	38	1-G15
	2c	42	1-G19
	2c	46	1-G23
	2c	54	1-H07
237189-6	2c	38	1-G15

Sida / Page 6 — Grupp / Group 10b

Nummerregister — Numerical register

1979-11

Artikel nr / Part No	Gr / Gr	Sida / Page	Koord. / Grid
237189-6	2c	42	1-G19
	2c	46	1-G23
	2c	54	1-H07
237190-4	2c	38	1-G15
	2c	42	1-G19
	2c	46	1-G23
	2c	54	1-H07
237191-2	2c	38	1-G15
	2c	42	1-G19
	2c	46	1-G23
	2c	54	1-H07
237195-3	2c	54	1-H07
237196-1	2c	54	1-H07
237214-2	2c	38	1-G15
	2c	42	1-G19
237215-9	2c	38	1-G15
	2c	42	1-G19
237243-1	2c	4	1-F05
	2c	34	1-G11
237248-0	2c	38	1-G15
237252-2	2c	34	1-G11
237255-5	2c	38	1-G15
237256-3	2c	6	1-F07
	2c	38	1-G15
237257-1	2c	6	1-F07
	2c	38	1-G15
237259-7	2c	6	1-F07
	2c	38	1-G15
237260-5	2c	6	1-F07
	2c	38	1-G15
237268-8	2c	34	1-G11
237269-6	2c	34	1-G11
237270-4	2c	34	1-G11
237271-2	2c	34	1-G11
	2c	50	1-H03
	2c	58	1-H11
	2c	62	1-H15
237272-0	2c	34	1-G11
	2c	50	1-H03
	2c	58	1-H11
	2c	62	1-H15
237273-8	2c	34	1-G11
237274-6	2c	34	1-G11
237275-3	2c	34	1-G11
237276-1	2c	34	1-G11
237277-9	2c	34	1-G11
	2c	50	1-H03
	2c	58	1-H11
	2c	62	1-H15
237278-7	2c	34	1-G11
	2c	50	1-H03
	2c	58	1-H11
	2c	62	1-H15
237279-5	2c	34	1-G11
237280-3	2c	34	1-G11
	2c	50	1-H03
	2c	58	1-H11
	2c	62	1-H15
237281-1	2c	34	1-G11
	2c	50	1-H03
	2c	58	1-H11
	2c	62	1-H15
237282-9	2c	34	1-G11
	2c	50	1-H03
	2c	58	1-H11
	2c	62	1-H15
237283-7	2c	34	1-G11
	2c	50	1-H03
237283-7	2c	58	1-H11
	2c	62	1-H15
237285-2	2c	34	1-G11
	2c	50	1-H03
	2c	58	1-H11
	2c	62	1-H15
237286-0	2c	34	1-G11
	2c	50	1-H03
	2c	58	1-H11
	2c	62	1-H15
237287-8	2c	34	1-G11
	2c	50	1-H03
	2c	58	1-H11
237288-6	2c	34	1-G11
237289-4	2c	34	1-G11
237290-2	2c	34	1-G11
237291-0	2c	34	1-G11
237292-8	2c	34	1-G11
	2c	50	1-H03
	2c	58	1-H11
	2c	62	1-H15
237293-6	2c	34	1-G11
	2c	50	1-H03
	2c	58	1-H11
	2c	62	1-H15
237294-4	2c	34	1-G11
	2c	50	1-H03
	2c	60	1-H13
	2c	62	1-H15
237295-1	2c	34	1-G11
	2c	50	1-H03
	2c	60	1-H13
	2c	62	1-H15
237298-5	2c	34	1-G11
237299-3	2c	34	1-G11
237300-9	2c	34	1-G11
237303-3	2c	36	1-G13
237305-8	2c	38	1-G15
237306-6	2c	38	1-G15
237307-4	2c	34	1-G11
237308-2	2c	34	1-G11
	2c	50	1-H03
	2c	58	1-H11
	2c	62	1-H15
237309-0	2c	34	1-G11
	2c	50	1-H03
	2c	58	1-H11
	2c	62	1-H15
237311-6	2c	34	1-G11
	2c	50	1-H03
	2c	58	1-H11
	2c	62	1-H15
237313-2	2c	6	1-F07
	2c	42	1-G19
237314-0	2c	6	1-F07
	2c	42	1-G19
237315-7	2c	42	1-G19
237324-9	2c	42	1-G19
	2c	46	1-G23
	2c	54	1-H07
237325-6	2c	42	1-G19
237329-8	2c	42	1-G19
	2c	54	1-H07
237330-6	2c	42	1-G19
	2c	46	1-G23
	2c	54	1-H07
237331-4	2c	42	1-G19
237332-2	2c	42	1-G19
237332-2	2c	54	1-H07
237333-0	2c	42	1-G19
	2c	54	1-H07
237335-5	2c	42	1-G19
	2c	54	1-H07
237336-3	2c	42	1-G19
	2c	56	1-H09
237337-1	2c	42	1-G19
	2c	56	1-H09
237338-9	2c	42	1-G19
237339-7	2c	42	1-G19
237340-5	2c	44	1-G21
	2c	46	1-G23
	2c	56	1-H09
237341-3	2c	42	1-G19
	2c	46	1-G23
	2c	54	1-H07
237345-4	2c	10	1-F11
	2c	50	1-H03
237346-2	2c	50	1-H03
	2c	52	1-H05
237347-0	2c	36	1-G13
237348-8	2c	16	1-F17
	2c	58	1-H11
237349-6	2c	16	1-F17
	2c	58	1-H11
237350-4	2c	60	1-H13
237353-8	2c	54	1-H07
237356-1	2c	42	1-G19
	2c	46	1-G23
	2c	54	1-H07
237357-9	2c	42	1-G19
	2c	46	1-G23
	2c	54	1-H07
237358-7	2c	34	1-G11
	2c	52	1-H05
	2c	60	1-H13
	2c	64	1-H17
237359-5	2c	58	1-H11
	2c	62	1-H15
237360-3	2c	58	1-H11
	2c	62	1-H15
237361-1	2c	58	1-H11
237362-9	2c	58	1-H11
237363-7	2c	50	1-H03
	2c	58	1-H11
	2c	62	1-H15
237364-5	2c	58	1-H11
	2c	62	1-H15
237365-2	2c	58	1-H11
	2c	62	1-H15
237366-0	2c	50	1-H03
	2c	58	1-H11
	2c	62	1-H15
237368-6	2c	50	1-H03
	2c	58	1-H11
	2c	62	1-H15
237370-2	2c	58	1-H11
237371-0	2c	50	1-H03
	2c	58	1-H11
	2c	62	1-H15
237373-6	2c	50	1-H03
	2c	58	1-H11
237374-4	2c	58	1-H11
	2c	62	1-H15
237375-1	2c	58	1-H11
	2c	62	1-H15
237376-9	2c	58	1-H11
237376-9	2c	62	1-H15
237378-5	2c	50	1-H03
	2c	58	1-H11
	2c	62	1-H15
237379-3	2c	50	1-H03
	2c	58	1-H11
	2c	62	1-H15
237380-1	2c	50	1-H03
	2c	58	1-H11
	2c	62	1-H15
237381-9	2c	50	1-H03
	2c	58	1-H11
	2c	62	1-H15
237383-5	2c	50	1-H03
	2c	60	1-H13
	2c	62	1-H15
237384-3	2c	50	1-H03
	2c	60	1-H13
	2c	64	1-H17
237386-8	2c	50	1-H03
	2c	60	1-H13
	2c	64	1-H17
237387-6	2c	52	1-H05
	2c	60	1-H13
	2c	64	1-H17
237388-4	2c	34	1-G11
	2c	52	1-H05
	2c	60	1-H13
	2c	64	1-H17
237391-8	2c	52	1-H05
	2c	60	1-H13
	2c	64	1-H17
237394-2	2c	50	1-H03
	2c	58	1-H11
	2c	62	1-H15
237395-9	2c	50	1-H03
237396-7	2c	50	1-H03
	2c	62	1-H15
237404-9	2c	46	1-G23
	2c	54	1-H07
	2c	68	1-H21
	2c	72	1-I01
	2c	76	1-I05
237405-6	2c	46	1-G23
	2c	54	1-H07
	2c	68	1-H21
	2c	72	1-I01
	2c	76	1-I05
237406-4	2c	46	1-G23
	2c	54	1-H07
	2c	68	1-H21
237407-2	2c	56	1-H09
237408-0	2c	56	1-H09
237409-8	2c	56	1-H09
237410-6	2c	46	1-G23
	2c	56	1-H09
237411-4	2c	46	1-G23
	2c	56	1-H09
237412-2	2c	46	1-G23
	2c	56	1-H09
237413-0	2c	48	1-H01
	2c	56	1-H09
237414-8	2c	56	1-H09
237415-5	2c	46	1-G23
	2c	56	1-H09
237416-3	2c	50	1-H03
	2c	58	1-H11
	2c	62	1-H15

Nummerregister — Numerical register

Grupp Group 10b — Sida Page 7

1979-11

Artikel nr Part No	Gr Gr	Sida Page	Koord. Grid
237418-9	2c	54	1-H07
237419-7	2c	54	1-H07
237420-5	2c	50	1-H03
	2c	58	1-H11
237422-1	2c	46	1-G23
	2c	54	1-H07
	2c	68	1-H21
237423-9	2c	42	1-G19
	2c	46	1-G23
	2c	54	1-H07
237424-7	2c	54	1-H07
237427-0	2c	52	1-H05
	2c	60	1-H13
	2c	64	1-H17
237436-1	2c	10	1-F11
237437-9	2c	16	1-F17
	2c	58	1-H11
237438-7	2c	16	1-F17
	2c	58	1-H11
237442-9	2c	60	1-H13
237446-0	2c	52	1-H05
	2c	60	1-H13
237447-8	2c	52	1-H05
	2c	60	1-H13
237448-6	2c	52	1-H05
	2c	60	1-H13
237449-4	2c	14	1-F15
	2c	66	1-H19
237450-2	2c	14	1-F15
	2c	66	1-H19
237451-0	2c	10	1-F11
	2c	46	1-G23
237452-8	2c	46	1-G23
237456-9	2c	46	1-G23
237457-7	2c	40	1-G17
	2c	42	1-G19
	2c	46	1-G23
	2c	54	1-H07
237458-5	2c	46	1-G23
237459-3	2c	46	1-G23
	2c	66	1-H19
	2c	70	1-H23
237461-9	2c	46	1-G23
237462-7	2c	46	1-G23
237463-5	2c	46	1-G23
237464-3	2c	46	1-G23
	2c	66	1-H19
	2c	70	1-H23
	2c	74	1-I03
237465-0	2c	46	1-G23
	2c	66	1-H19
	2c	70	1-H23
	2c	74	1-I03
237466-8	2c	46	1-G23
	2c	66	1-H19
	2c	70	1-H23
	2c	74	1-I03
237467-6	2c	46	1-G23
	2c	66	1-H19
	2c	68	1-H21
	2c	70	1-H23
	2c	72	1-I01
	2c	74	1-I03
	2c	76	1-I05
237468-4	2c	46	1-G23
	2c	66	1-H19
	2c	68	1-H21
	2c	70	1-H23
237468-4	2c	72	1-I01
	2c	74	1-I03
	2c	76	1-I05
237469-2	2c	34	1-G11
	2c	50	1-H03
	2c	58	1-H11
	2c	62	1-H15
237470-0	2c	50	1-H03
237471-8	2c	34	1-G11
	2c	50	1-H03
	2c	60	1-H13
	2c	62	1-H15
237472-6	2c	34	1-G11
	2c	50	1-H03
	2c	58	1-H11
	2c	60	1-H13
	2c	62	1-H15
237473-4	2c	52	1-H05
	2c	60	1-H13
	2c	64	1-H17
237474-2	2c	58	1-H11
	2c	62	1-H15
237475-9	2c	46	1-G23
237476-7	2c	48	1-H01
237485-8	2c	14	1-F15
	2c	66	1-H19
237486-6	2c	14	1-F15
	2c	66	1-H19
237490-8	2c	66	1-H19
	2c	70	1-H23
	2c	74	1-I03
237491-6	2c	66	1-H19
	2c	70	1-H23
	2c	74	1-I03
237492-4	2c	66	1-H19
	2c	70	1-H23
	2c	74	1-I03
237493-2	2c	66	1-H19
237494-0	2c	66	1-H19
237497-3	2c	66	1-H19
	2c	70	1-H23
	2c	74	1-I03
237498-1	2c	66	1-H19
	2c	70	1-H23
	2c	74	1-I03
237499-9	2c	66	1-H19
	2c	70	1-H23
	2c	74	1-I03
237500-4	2c	66	1-H19
	2c	70	1-H23
	2c	74	1-I03
237501-2	2c	66	1-H19
	2c	70	1-H23
	2c	74	1-I03
237502-0	2c	66	1-H19
	2c	70	1-H23
	2c	74	1-I03
237503-8	2c	66	1-H19
	2c	70	1-H23
	2c	74	1-I03
237504-6	2c	66	1-H19
	2c	70	1-H23
	2c	74	1-I03
237506-1	2c	66	1-H19
	2c	70	1-H23
	2c	74	1-I03
237507-9	2c	66	1-H19
	2c	70	1-H23
237507-9	2c	74	1-I03
237508-7	2c	66	1-H19
	2c	70	1-H23
	2c	74	1-I03
237509-5	2c	66	1-H19
237511-1	2c	66	1-H19
	2c	70	1-H23
	2c	74	1-I03
237512-9	2c	66	1-H19
237513-7	2c	66	1-H19
	2c	70	1-H23
	2c	74	1-I03
237514-5	2c	66	1-H19
	2c	70	1-H23
	2c	74	1-I03
237517-8	2c	66	1-H19
	2c	70	1-H23
	2c	74	1-I03
237518-6	2c	66	1-H19
237519-4	2c	66	1-H19
	2c	70	1-H23
	2c	74	1-I03
237520-2	2c	66	1-H19
	2c	70	1-H23
	2c	74	1-I03
237521-0	2c	66	1-H19
	2c	70	1-H23
	2c	74	1-I03
237522-8	2c	38	1-G15
	2c	66	1-H19
	2c	70	1-H23
	2c	74	1-I03
237523-6	2c	66	1-H19
237524-4	2c	66	1-H19
	2c	72	1-I01
	2c	76	1-I05
237525-1	2c	66	1-H19
	2c	72	1-I01
	2c	76	1-I05
237526-9	2c	66	1-H19
237527-7	2c	66	1-H19
	2c	72	1-I01
	2c	76	1-I05
237528-5	2c	68	1-H21
	2c	72	1-I01
	2c	74	1-I03
237529-3	2c	68	1-H21
	2c	72	1-I01
	2c	76	1-I05
237530-1	2c	68	1-H21
	2c	72	1-I01
	2c	76	1-I05
237531-9	2c	68	1-H21
	2c	72	1-I01
	2c	76	1-I05
237533-5	2c	68	1-H21
237534-3	2c	68	1-H21
	2c	72	1-I01
	2c	76	1-I05
237535-0	2c	68	1-H21
	2c	72	1-I01
	2c	76	1-I05
237536-8	2c	68	1-H21
237539-2	2c	68	1-H21
	2c	72	1-I01
	2c	76	1-I05
237540-0	2c	68	1-H21
	2c	72	1-I01
237540-0	2c	76	1-I05
237541-8	2c	68	1-H21
	2c	72	1-I01
	2c	76	1-I05
237548-3	2c	14	1-F15
	2c	70	1-H23
237549-1	2c	14	1-F15
	2c	70	1-H23
237550-9	2c	72	1-I01
	2c	76	1-I05
237552-5	2c	14	1-F15
	2c	70	1-H23
237553-3	2c	14	1-F15
	2c	70	1-H23
237558-2	2c	16	1-F17
	2c	62	1-H15
237559-0	2c	16	1-F17
	2c	62	1-H15
237567-3	2c	34	1-G11
	2c	50	1-H03
	2c	58	1-H11
	2c	62	1-H15
237568-1	2c	52	1-H05
	2c	60	1-H13
	2c	64	1-H17
	2c	66	1-H19
	2c	70	1-H23
	2c	74	1-I03
237569-9	2c	38	1-G15
	2c	42	1-G19
	2c	46	1-G23
	2c	54	1-H07
	2c	66	1-H19
	2c	70	1-H23
	2c	74	1-I03
237570-7	2c	14	1-F15
	2c	74	1-I03
237571-5	2c	14	1-F15
	2c	74	1-I03
237572-3	2c	52	1-H05
	2c	60	1-H13
	2c	64	1-H17
237573-1	2c	50	1-H03
	2c	58	1-H11
	2c	62	1-H15
237574-9	2c	50	1-H03
	2c	58	1-H11
	2c	62	1-H15
237575-6	2c	68	1-H21
	2c	72	1-I01
	2c	76	1-I05
237576-4	2c	68	1-H21
	2c	72	1-I01
	2c	76	1-I05
237577-2	2c	70	1-H23
237578-0	2c	70	1-H23
	2c	74	1-I03
237579-8	2c	70	1-H23
	2c	74	1-I03
237580-6	2c	72	1-I01
	2c	76	1-I05
237581-4	2c	72	1-I01
	2c	76	1-I05
237582-2	2c	72	1-I01
	2c	76	1-I05
237584-8	2c	72	1-I01
	2c	76	1-I05
237585-5	2c	72	1-I01

Sida / Page 8 — Grupp / Group 10b — Nummerregister / Numerical register — 1979-11

Artikel nr Part No	Gr Gr	Sida Page	Koord. Grid
237585-5	2c	76	1-I05
237586-3	2c	74	1-I03
237587-1	2c	62	1-H15
237588-9	2c	62	1-H15
237589-7	2c	36	1-G13
	2c	52	1-H05
	2c	60	1-H13
	2c	64	1-H17
237590-5	2c	36	1-G13
	2c	52	1-H05
	2c	60	1-H13
	2c	64	1-H17
237591-3	2c	48	1-H01
237594-7	2c	66	1-H19
	2c	70	1-H23
	2c	74	1-I03
237595-4	2c	72	1-I01
	2c	76	1-I05
237596-2	2c	72	1-I01
	2c	76	1-I05
237597-0	2c	72	1-I01
	2c	76	1-I05
237598-8	2c	52	1-H05
237602-8	2c	66	1-H19
	2c	70	1-H23
	2c	74	1-I03
237603-6	2c	66	1-H19
	2c	70	1-H23
	2c	74	1-I03
237604-4	2c	72	1-I01
	2c	76	1-I05
237618-4	2c	38	1-G15
	2c	42	1-G19
	2c	46	1-G23
	2c	54	1-H07
	2c	66	1-H19
237620-0	2c	72	1-I01
237621-8	2c	64	1-H17
237628-3	2c	68	1-H21
	2c	72	1-I01
	2c	76	1-I05
237629-1	2c	72	1-I01
	2c	76	1-I05
237666-3	2c	50	1-H03
	2c	60	1-H13
	2c	64	1-H17
237692-9	2c	66	1-H19
	2c	70	1-H23
	2c	74	1-I03
237693-7	2c	66	1-H19
	2c	70	1-H23
	2c	74	1-I03
238579-7	3	26	2-B03
238580-5	3	26	2-B03
238621-7	3	20	2-A21
	3	26	2-B03
238623-3	3	26	2-B03
238640-7	3	20	2-A21
	3	28	2-B05
238751-2	3	20	2-A21
	3	26	2-B03
238788-4	3	26	2-B03
238789-2	3	26	2-B03
238790-0	3	26	2-B03
238791-8	3	26	2-B03
238792-6	3	26	2-B03
238793-4	3	26	2-B03
238794-2	3	26	2-B03
238795-9	3	26	2-B03
238796-7	3	26	2-B03
238797-5	3	26	2-B03
238798-3	3	26	2-B03
238799-1	3	26	2-B03
238801-5	3	26	2-B03
238802-3	3	26	2-B03
238803-1	3	26	2-B03
238804-9	3	26	2-B03
238805-6	3	26	2-B03
238806-4	3	26	2-B03
238807-2	3	26	2-B03
238813-0	3	38	2-B15
238819-7	3	38	2-B15
	3	40	2-B17
238850-2	3	10	2-A11
	3	12	2-A13
	3	14	2-A15
	3	16	2-A17
238859-3	3	10	2-A11
	10a	14	5-C15
238865-0	3	26	2-B03
238866-8	3	26	2-B03
238869-2	3	26	2-B03
239340-3	3	38	2-B15
	3	40	2-B17
239364-3	3	26	2-B03
239365-0	3	26	2-B03
239366-8	3	28	2-B05
239367-6	3	28	2-B05
239368-4	3	28	2-B05
239595-2	3	10	2-A11
	3	12	2-A13
240147-9	3	42	2-B19
240148-7	3	42	2-B19
240149-5	3	10	2-A11
	3	12	2-A13
	10a	14	5-C15
240193-3	3	12	2-A13
240208-9	3	4	2-A05
	3	12	2-A13
240214-7	3	4	2-A05
	3	10	2-A11
240305-3	3	10	2-A11
	3	12	2-A13
	3	14	2-A15
	3	16	2-A17
240360-8	3	6	2-A07
	3	38	2-B15
240499-4	3	38	2-B15
240518-1	3	42	2-B19
240533-0	3	84	2-D13
240580-1	3	10	2-A11
	3	12	2-A13
	3	14	2-A15
240581-9	3	10	2-A11
	3	12	2-A13
	3	14	2-A15
240582-7	3	14	2-A15
240583-5	3	10	2-A11
240587-6	10a	14	5-C15
240588-4	3	10	2-A11
	10a	14	5-C15
240591-8	3	10	2-A11
	10a	14	5-C15
240594-2	3	38	2-B15
240595-9	3	38	2-B15
240596-7	3	38	2-B15
240597-5	3	38	2-B15
240598-3	3	38	2-B15
240599-1	3	38	2-B15
240600-7	3	38	2-B15
240601-5	3	38	2-B15
	3	40	2-B17
240602-3	3	38	2-B15
	3	40	2-B17
240603-1	3	38	2-B15
	3	40	2-B17
240604-9	3	38	2-B15
	10a	12	5-C13
240605-6	3	38	2-B15
240606-4	3	38	2-B15
	3	40	2-B17
240607-2	3	38	2-B15
240608-0	3	38	2-B15
240609-8	3	38	2-B15
240610-6	3	38	2-B15
240611-4	3	38	2-B15
240612-2	3	38	2-B15
240613-0	3	38	2-B15
240614-8	3	38	2-B15
240616-3	3	38	2-B15
240617-1	3	38	2-B15
240618-9	3	38	2-B15
240619-7	3	38	2-B15
240620-5	3	38	2-B15
	3	40	2-B17
240622-1	3	38	2-B15
240623-9	3	38	2-B15
240624-7	3	38	2-B15
240625-4	3	38	2-B15
240626-2	3	38	2-B15
240627-0	3	38	2-B15
240628-8	3	38	2-B15
240646-0	3	12	2-A13
240730-2	3	38	2-B15
240731-0	3	38	2-B15
241067-8	3	42	2-B19
241298-9	3	4	2-A05
	3	10	2-A11
241300-3	3	40	2-B17
241302-9	3	84	2-D13
241305-2	3	38	2-B15
241306-0	3	38	2-B15
241396-1	3	10	2-A11
	3	14	2-A15
	3	16	2-A17
241397-9	3	10	2-A11
	3	12	2-A13
241398-7	3	10	2-A11
241400-1	3	10	2-A11
241493-6	3	74	2-D03
241527-1	3	22	2-A23
	3	34	2-B11
241529-7	3	4	2-A05
	3	14	2-A15
241530-5	3	14	2-A15
241534-7	3	24	2-B01
241605-5	3	6	2-A07
241606-3	3	6	2-A07
241607-1	3	6	2-A07
241608-9	3	6	2-A07
241650-1	3	14	2-A15
	3	16	2-A17
241651-9	3	14	2-A15
	3	16	2-A17
241652-7	3	14	2-A15
	3	16	2-A17
	3	18	2-A19
	10a	14	5-C15
241654-3	3	14	2-A15
241655-0	3	14	2-A15
	3	16	2-A17
	10a	14	5-C15
241656-8	3	14	2-A15
	3	16	2-A17
	10a	14	5-C15
241657-6	3	14	2-A15
	3	16	2-A17
	10a	14	5-C15
241658-4	3	14	2-A15
	3	16	2-A17
	10a	14	5-C15
241659-2	3	10	2-A11
	3	12	2-A13
	3	14	2-A15
	3	16	2-A17
	10a	14	5-C15
241660-0	3	14	2-A15
	3	16	2-A17
241661-8	3	14	2-A15
	3	16	2-A17
241662-6	3	14	2-A15
241663-4	3	14	2-A15
	3	16	2-A17
241664-2	3	14	2-A15
	3	16	2-A17
	10a	14	5-C15
241665-9	3	14	2-A15
241671-7	3	10	2-A11
	3	16	2-A17
	10a	14	5-C15
241674-1	3	40	2-B17
241678-2	3	34	2-B11
241679-0	3	34	2-B11
241680-8	3	34	2-B11
241681-6	3	34	2-B11
241682-4	3	34	2-B11
241683-2	3	34	2-B11
241684-0	3	34	2-B11
241686-5	3	34	2-B11
241687-3	3	34	2-B11
241688-1	3	34	2-B11
241689-9	3	34	2-B11
241692-3	3	34	2-B11
241693-1	3	34	2-B11
241694-9	3	34	2-B11
241695-6	3	34	2-B11
241698-0	10a	12	5-C13
241715-2	3	12	2-A13
241721-0	2c	22	1-F23
241726-9	2c	24	1-G01
	2c	28	1-G05
241810-1	2c	24	1-G01
	2c	28	1-G05
241811-9	2c	24	1-G01
	2c	28	1-G05
241812-7	3	82	2-D11
241850-7	3	6	2-A07
	9	36	5-B13
241853-1	2c	24	1-G01
	2c	28	1-G05
241978-6	3	26	2-B03
243012-2	3	16	2-A17

Nummerregister — Numerical register

1979-11

Grupp Group: 10b

Sida Page: 9

Artikel nr Part No	Gr Gr	Sida Page	Koord. Grid
243013-0	3	16	2-A17
243014-8	3	16	2-A17
243015-5	3	16	2-A17
243016-3	3	14	2-A15
	3	16	2-A17
243022-1	3	16	2-A17
	10a	14	5-C15
243023-9	3	16	2-A17
243028-8	3	82	2-D11
243076-7	3	74	2-D03
243129-4	2c	26	1-G03
243130-2	2c	28	1-G05
243135-1	3	4	2-A05
	3	16	2-A17
243182-3	2c	24	1-G01
243183-1	2c	24	1-G01
	2c	28	1-G05
243184-9	3	4	2-A05
	3	16	2-A17
243186-4	3	4	2-A05
	3	14	2-A15
243213-6	2c	22	1-F23
243214-4	2c	22	1-F23
	2c	26	1-G03
243274-8	3	16	2-A17
243275-5	3	16	2-A17
243276-3	3	16	2-A17
243312-6	3	14	2-A15
243314-2	3	4	2-A05
	3	16	2-A17
243315-9	2c	28	1-G05
243316-7	2c	28	1-G05
243456-1	3	34	2-B11
243457-9	3	34	2-B11
243632-7	3	14	2-A15
	3	16	2-A17
243655-8	3	18	2-A19
243755-6	3	34	2-B11
243756-4	3	34	2-B11
243757-2	3	34	2-B11
243793-7	3	22	2-A23
	3	34	2-B11
243795-2	3	18	2-A19
243797-8	3	18	2-A19
243807-5	3	18	2-A19
243903-2	3	18	2-A19
243905-7	3	40	2-B17
243906-5	3	40	2-B17
243907-3	3	40	2-B17
243908-1	3	40	2-B17
243911-5	3	40	2-B17
243912-3	3	40	2-B17
243913-1	3	40	2-B17
243914-9	3	40	2-B17
243966-9	3	18	2-A19
243985-9	3	18	2-A19
243994-1	3	34	2-B11
244311-7	3	34	2-B11
244454-5	3	34	2-B11
244456-0	3	34	2-B11
	10a	12	5-C13
248072-1	8	394	4-I21
248631-4	8	128	3-J09
252169-8	2b	4	1-E05
252187-0	2b	4	1-E05
252188-8	2b	4	1-E05
254322-1	4	12	2-F13
	4	44	2-G21
254382-5	4	12	2-F13
254498-9	4	12	2-F13
	4	28	2-G05
254500-2	4	24	2-G01
	4	38	2-G15
254501-0	4	24	2-G01
	4	38	2-G15
254523-4	4	12	2-F13
	4	50	2-H03
254525-9	4	60	2-H13
	4	70	2-H23
254539-0	4	12	2-F13
	4	28	2-G05
254558-0	4	12	2-F13
	4	28	2-G05
254559-8	4	24	2-G01
	4	38	2-G15
254560-6	4	24	2-G01
	4	38	2-G15
254561-4	4	14	2-F15
	4	18	2-F19
	4	54	2-H07
254570-5	4	12	2-F13
254573-9	4	16	2-F17
	4	18	2-F19
	4	36	2-G13
254580-4	4	28	2-G05
	4	38	2-G15
254581-2	4	12	2-F13
	4	44	2-G21
254584-6	4	12	2-F13
	4	28	2-G05
254586-1	4	60	2-H13
	4	70	2-H23
254601-8	4	14	2-F15
	4	18	2-F19
	4	54	2-H07
254618-2	4	12	2-F13
254619-0	4	12	2-F13
254623-2	4	12	2-F13
254634-9	4	60	2-H13
	4	74	2-I03
254635-6	4	60	2-H13
	4	74	2-I03
254647-1	4	12	2-F13
254648-9	4	12	2-F13
254651-3	4	12	2-F13
	4	18	2-F19
	4	44	2-G21
254652-1	4	12	2-F13
	4	16	2-F17
	4	32	2-G09
254659-6	4	60	2-H13
	4	74	2-I03
254667-9	4	16	2-F17
254668-7	4	16	2-F17
254669-5	4	16	2-F17
254671-1	4	16	2-F17
254672-9	4	18	2-F19
254677-8	4	66	2-H19
	4	78	2-I07
254679-4	4	66	2-H19
	4	78	2-I07
254680-2	4	66	2-H19
	4	78	2-I07
254698-4	4	66	2-H19
254699-2	4	16	2-F17
254700-8	4	18	2-F19
254701-6	4	16	2-F17
254702-4	4	18	2-F19
254703-2	4	16	2-F17
254707-3	4	16	2-F17
	4	18	2-F19
	4	36	2-G13
254708-1	4	66	2-H19
	4	78	2-I07
254723-0	4	16	2-F17
	4	18	2-F19
	4	36	2-G13
254751-1	4	66	2-H19
	4	82	2-I11
254777-6	4	12	2-F13
255491-3	4	112	2-J17
	4	122	2-K03
255565-4	4	112	2-J17
	4	122	2-K03
255606-6	4	112	2-J17
	4	122	2-K03
255626-4	4	116	2-J21
	4	126	2-K07
255627-2	4	116	2-J21
	4	126	2-K07
255693-4	4	116	2-J21
255694-2	4	116	2-J21
255697-5	4	116	2-J21
	4	126	2-K07
255698-3	4	116	2-J21
	4	126	2-K07
271003-6	2a	12	1-C13
	10a	6	5-C07
271004-4	2a	12	1-C13
	10a	6	5-C07
271051-5	2a	12	1-C13
	10a	6	5-C07
271052-3	2a	12	1-C13
	10a	6	5-C07
271053-1	2a	12	1-C13
	10a	6	5-C07
271204-0	2a	12	1-C13
	10a	6	5-C07
271205-7	2a	12	1-C13
	10a	6	5-C07
271214-9	2a	12	1-C13
	10a	6	5-C07
271215-6	2a	12	1-C13
	10a	6	5-C07
271216-4	2a	12	1-C13
	10a	6	5-C07
271516-7	6	38	3-D19
	10a	26	5-D03
271518-3	6	38	3-D19
	10a	26	5-D03
272002-7	2a	12	1-C13
	10a	6	5-C07
272003-5	2a	12	1-C13
	10a	6	5-C07
272004-3	2a	12	1-C13
	10a	6	5-C07
272012-6	2a	12	1-C13
	10a	6	5-C07
272506-7	5	6	3-A07
	10a	22	5-C23
272508-3	5	14	3-A15
	10a	22	5-C23
272527-3	5	14	3-A15
	5	16	3-A17
272527-3	10a	22	5-C23
272530-7	5	6	3-A07
	10a	22	5-C23
272533-1	5	6	3-A07
272567-9	5	8	3-A09
	5	10	3-A11
	5	12	3-A13
	10a	22	5-C23
272673-5	5	4	3-A05
	10a	22	5-C23
272675-0	5	14	3-A15
	5	16	3-A17
	10a	22	5-C23
273016-6	4	114	2-J19
	4	120	2-K01
	10a	16	5-C17
273017-4	8	14	3-E15
	10a	28	5-D05
273018-2	2c	92	1-I21
	10a	10	5-C11
273049-7	3	28	2-B05
273051-3	3	28	2-B05
273071-1	5	4	3-A05
	10a	22	5-C23
273072-9	5	8	3-A09
	10a	22	5-C23
273076-0	5	38	3-B15
	10a	24	5-D01
273077-8	5	40	3-B17
	10a	24	5-D01
273078-6	5	40	3-B17
	10a	24	5-D01
273086-9	6	34	3-D15
	10a	26	5-D03
273090-1	5	20	3-A21
	10a	24	5-D01
273109-9	2c	94	1-I23
	10a	10	5-C11
273111-5	4	72	2-I01
	10a	20	5-C21
273112-3	5	36	3-B13
273114-9	5	10	3-A11
	5	12	3-A13
	10a	22	5-C23
273121-4	4	90	2-I19
273126-3	4	122	2-K03
	4	126	2-K07
273127-1	4	122	2-K03
	10a	16	5-C17
273128-9	4	122	2-K03
	4	126	2-K07
	10a	16	5-C17
273133-9	4	54	2-H07
273134-7	4	54	2-H07
273135-4	4	54	2-H07
273138-8	8	12	3-E13
	10a	28	5-D05
273144-6	8	8	3-E09
	10a	30	5-D07
273145-3	8	128	3-J09
	10a	30	5-D07
273146-1	8	128	3-J09
	10a	30	5-D07
273151-1	4	56	2-H09
	10a	20	5-C21
273152-9	4	52	2-H05
	4	56	2-H09
	10a	20	5-C21

Sida / Page 10 — Grupp / Group 10b

Nummerregister / Numerical register

1979-11

Artikel nr / Part No	Gr / Gr	Sida / Page	Koord. / Grid
273153-7	6	22	3-D03
	10a	26	5-D03
273161-0	6	10	3-C15
	10a	26	5-D03
273174-3	8	88	3-H17
	8	92	3-H21
273180-0	2c	80	1-I09
273190-9	2b	4	1-E05
	10a	8	5-C09
273191-7	2b	4	1-E05
	10a	8	5-C09
273193-3	2b	4	1-E05
	10a	8	5-C09
273194-1	2b	4	1-E05
	10a	8	5-C09
273200-6	5	36	3-B13
	10a	24	5-D01
273202-2	4	108	2-J13
	10a	16	5-C17
273205-5	2b	10	1-E11
273208-9	6	32	3-D13
273209-7	6	30	3-D11
	6	32	3-D13
273210-5	8	14	3-E15
	10a	28	5-D05
273211-3	8	14	3-E15
	10a	28	5-D05
273212-1	8	14	3-E15
	10a	28	5-D05
273213-9	8	14	3-E15
	10a	28	5-D05
273214-7	6	28	3-D09
	10a	26	5-D03
273215-4	5	50	3-C03
	10a	24	5-D01
273217-0	4	86	2-I15
273221-2	4	76	2-I05
	4	80	2-I09
	4	84	2-I13
	4	90	2-I19
	10a	18	5-C19
273222-0	4	98	2-J03
	10a	18	5-C19
273224-6	4	122	2-K03
	4	126	2-K07
	10a	16	5-C17
273226-1	5	38	3-B15
	10a	24	5-D01
273229-5	9	40	5-B17
	10a	32	5-D09
273234-5	5	40	3-B17
	10a	24	5-D01
273235-2	4	98	2-J03
	10a	18	5-C19
273236-0	2b	4	1-E05
	10a	8	5-C09
273237-8	2b	4	1-E05
	10a	8	5-C09
273267-5	4	86	2-I15
273268-3	4	90	2-I19
	10a	18	5-C19
273269-1	4	88	2-I17
	10a	18	5-C19
273277-4	2b	2	1-E03
273279-0	2b	4	1-E05
	10a	8	5-C09
273282-4	4	100	2-J05
273298-0	4	88	2-I17
273298-0	10a	18	5-C19
273342-6	2b	2	1-E03
	10a	8	5-C09
273348-3	6	22	3-D03
273349-1	4	118	2-J23
	4	120	2-K01
273354-1	6	22	3-D03
273355-8	4	118	2-J23
273407-7	4	122	2-K03
	4	126	2-K07
	10a	16	5-C17
273418-4	2c	16	1-F17
273419-2	2c	16	1-F17
273432-5	4	90	2-I19
	10a	20	5-C21
273500-9	3	26	2-B03
	10a	12	5-C13
273504-1	3	30	2-B07
273505-8	3	30	2-B07
273506-6	3	30	2-B07
	3	36	2-B13
	10a	12	5-C13
273507-4	3	30	2-B07
	3	36	2-B13
	10a	12	5-C13
273508-2	3	30	2-B07
	3	36	2-B13
	10a	12	5-C13
273509-0	3	30	2-B07
	10a	12	5-C13
273510-8	3	36	2-B13
273512-4	3	30	2-B07
	10a	12	5-C13
273513-2	3	30	2-B07
	3	36	2-B13
	10a	12	5-C13
273515-7	3	30	2-B07
	10a	12	5-C13
273520-7	3	94	2-D23
273521-5	3	10	2-A11
	3	16	2-A17
	3	18	2-A19
	10a	14	5-C15
273538-9	3	34	2-B11
	10a	12	5-C13
273539-7	3	34	2-B11
273722-9	8	54	3-G07
	8	78	3-H07
	8	84	3-H13
275190-7	2a	12	1-C13
	10a	6	5-C07
275191-5	2a	12	1-C13
	10a	6	5-C07
275192-3	2a	12	1-C13
	10a	6	5-C07
275193-1	2a	12	1-C13
	10a	6	5-C07
275194-9	2a	12	1-C13
	10a	6	5-C07
275195-6	2a	12	1-C13
	10a	6	5-C07
275196-4	2a	12	1-C13
	10a	6	5-C07
275197-2	2a	12	1-C13
	10a	6	5-C07
275282-2	2a	12	1-C13
	10a	6	5-C07
275283-0	2a	12	1-C13
275283-0	10a	6	5-C07
275284-8	2a	12	1-C13
	10a	6	5-C07
275285-5	2a	12	1-C13
	10a	6	5-C07
275286-3	2a	12	1-C13
	10a	6	5-C07
275314-3	2a	12	1-C13
	10a	6	5-C07
275334-1	2a	12	1-C13
	10a	6	5-C07
275336-6	2a	12	1-C13
	10a	6	5-C07
275411-7	2a	8	1-C09
	10a	4	5-C05
275416-6	4	22	2-F23
	10a	16	5-C17
275480-2	2a	8	1-C09
	10a	4	5-C05
275488-5	4	22	2-F23
	4	26	2-G03
	4	30	2-G07
	4	34	2-G11
	4	42	2-G19
	10a	16	5-C17
275489-3	2c	36	1-G13
	10a	10	5-C11
275494-3	2a	8	1-C09
	10a	4	5-C05
275535-3	2a	8	1-C09
	10a	4	5-C05
275536-1	2a	8	1-C09
	10a	4	5-C05
275540-3	2b	6	1-E07
	10a	8	5-C09
275541-1	2b	6	1-E07
	10a	8	5-C09
275552-8	2a	8	1-C09
	10a	4	5-C05
275553-6	2a	8	1-C09
	10a	4	5-C05
275559-3	2a	8	1-C09
	10a	4	5-C05
275560-1	2a	8	1-C09
	10a	4	5-C05
275660-9	10a	14	5-C15
275661-7	3	6	2-A07
	10a	14	5-C15
275662-5	3	6	2-A07
	10a	14	5-C15
275701-1	2a	8	1-C09
	10a	6	5-C07
275894-4	5	4	3-A05
	10a	22	5-C23
275895-1	5	10	3-A11
	5	12	3-A13
	10a	22	5-C23
275933-0	4	4	2-F05
	10a	16	5-C17
276274-8	10a	4	5-C05
276275-5	2a	2	1-C03
276278-9	2c	40	1-G17
	2c	44	1-G21
	2c	56	1-H09
	10a	10	5-C11
276281-3	2c	88	1-I17
	10a	10	5-C11
276282-1	2c	88	1-I17
276292-0	2c	40	1-G17
	10a	10	5-C11
276294-6	2a	2	1-C03
276295-3	2c	52	1-H05
	2c	60	1-H13
	2c	64	1-H17
	10a	10	5-C11
276297-9	2c	48	1-H01
	10a	10	5-C11
276298-7	2c	36	1-G13
	10a	10	5-C11
276299-5	2c	52	1-H05
	10a	10	5-C11
276300-1	2c	60	1-H13
	2c	64	1-H17
	10a	10	5-C11
276302-7	2c	68	1-H21
	2c	72	1-I01
	2c	76	1-I05
	10a	10	5-C11
276303-5	2c	88	1-I17
	10a	10	5-C11
276305-0	2c	88	1-I17
	10a	10	5-C11
276501-4	4	72	2-I01
	4	76	2-I05
	4	80	2-I09
	4	84	2-I13
	4	90	2-I19
	4	92	2-I21
	4	94	2-I23
	10a	18	5-C19
276502-2	4	72	2-I01
	4	90	2-I19
	10a	18	5-C19
276504-8	4	90	2-I19
	10a	18	5-C19
276505-5	4	90	2-I19
	10a	18	5-C19
276507-1	4	86	2-I15
	10a	20	5-C21
276508-9	4	90	2-I19
276520-4	2c	88	1-I17
276609-5	8	102	3-I07
276611-1	8	102	3-I07
	8	110	3-I15
276613-7	8	114	3-I19
	8	118	3-I23
	8	126	3-J07
276614-5	8	114	3-I19
	8	118	3-I23
	8	126	3-J07
276665-7	2a	12	1-C13
	10a	6	5-C07
276701-0	2a	12	1-C13
	10a	6	5-C07
277044-4	8	66	3-G19
277299-4	8	430	4-K09
	8	432	4-K11
	8	434	4-K13
277343-0	8	426	4-K05
277344-8	8	426	4-K05
277345-5	8	426	4-K05
277434-7	8	426	4-K05
277435-4	8	426	4-K05
277436-2	8	426	4-K05
277500-5	8	424	4-K03
277502-1	8	424	4-K03

Nummerregister — Numerical register

Grupp Group 10b — Sida Page 11

1979-11

Artikel nr Part No	Gr Gr	Sida Page	Koord. Grid
277503-9	8	424	4-K03
277510-4	8	426	4-K05
277703-5	3	78	2-D07
	3	84	2-D13
	8	96	3-I01
277715-9	3	46	2-B23
	3	50	2-C03
	8	96	3-I01
277722-5	3	48	2-C01
277747-2	3	80	2-D09
	3	84	2-D13
	3	86	2-D15
	3	88	2-D17
	3	90	2-D19
	3	92	2-D21
	9	16	5-A17
	9	42	5-B19
277748-0	3	92	2-D21
277754-8	3	50	2-C03
277925-4	8	424	4-K03
277927-0	8	424	4-K03
277928-8	8	424	4-K03
277935-3	8	426	4-K05
277978-3	3	68	2-C21
277987-4	8	78	3-H07
279082-2	8	424	4-K03
279254-7	8	424	4-K03
279255-4	8	424	4-K03
279256-2	8	424	4-K03
279264-6	8	424	4-K03
279265-3	8	424	4-K03
279266-1	8	424	4-K03
281045-5	8	128	3-J09
281047-1	3	88	2-D17
281060-4	8	426	4-K05
281061-2	8	426	4-K05
281062-0	8	426	4-K05
281064-6	8	426	4-K05
281065-3	8	426	4-K05
281066-1	8	428	4-K07
281067-9	8	428	4-K07
281068-7	8	428	4-K07
281070-3	8	428	4-K07
281071-1	8	428	4-K07
281072-9	8	426	4-K05
281073-7	8	426	4-K05
281074-5	8	426	4-K05
281076-0	8	426	4-K05
	8	428	4-K07
281077-8	8	426	4-K05
	8	428	4-K07
281097-6	8	114	3-I19
	8	118	3-I23
	8	124	3-J05
281136-2	8	98	3-I03
	8	106	3-I11
281142-0	8	428	4-K07
281143-8	8	428	4-K07
281144-6	8	428	4-K07
281186-7	8	428	4-K07
281187-5	8	428	4-K07
281188-3	8	428	4-K07
281189-1	8	428	4-K07
281190-9	8	428	4-K07
281192-5	8	428	4-K07
281193-3	8	428	4-K07
281194-1	8	428	4-K07
281195-8	8	428	4-K07
281196-6	8	428	4-K07
281374-9	8	136	3-J17
281480-4	8	430	4-K09
281481-2	8	430	4-K09
281482-0	8	430	4-K09
281483-8	8	430	4-K09
281484-6	8	430	4-K09
281490-3	9	26	5-B03
281491-1	9	26	5-B03
282024-9	8	124	3-J05
282060-3	8	66	3-G19
282068-6	3	70	2-C23
282098-3	8	408	4-J11
282136-1	8	430	4-K09
282137-9	8	430	4-K09
282138-7	8	430	4-K09
282139-5	8	430	4-K09
282140-3	8	430	4-K09
282142-9	8	430	4-K09
282143-7	8	430	4-K09
282144-5	8	430	4-K09
282145-2	8	430	4-K09
282146-0	8	430	4-K09
282151-0	8	430	4-K09
282152-8	8	430	4-K09
282162-7	3	68	2-C21
282190-8	8	430	4-K09
282192-4	8	430	4-K09
	8	432	4-K11
	8	434	4-K13
282196-5	8	430	4-K09
	8	432	4-K11
	8	434	4-K13
282280-7	8	432	4-K11
282281-5	8	432	4-K11
282282-3	8	432	4-K11
282283-1	8	432	4-K11
282284-9	8	432	4-K11
282286-4	8	432	4-K11
282287-2	8	432	4-K11
282288-0	8	432	4-K11
282300-3	8	424	4-K03
282302-9	8	424	4-K03
282438-1	3	42	2-B19
282473-8	8	434	4-K13
282474-6	8	434	4-K13
282476-1	8	432	4-K11
282477-9	8	432	4-K11
282478-7	8	432	4-K11
282479-5	8	432	4-K11
282480-3	8	432	4-K11
282482-9	8	432	4-K11
282483-7	8	432	4-K11
282484-5	8	432	4-K11
282485-2	8	432	4-K11
282486-0	8	432	4-K11
282488-6	8	434	4-K13
282489-4	8	434	4-K13
282490-2	8	434	4-K13
282491-0	8	434	4-K13
282492-8	8	434	4-K13
282494-4	8	434	4-K13
282495-1	8	434	4-K13
282496-9	8	434	4-K13
282497-7	8	434	4-K13
282498-5	8	434	4-K13
282595-8	9	42	5-B19
282604-8	3	70	2-C23
282605-5	3	70	2-C23
282646-9	3	72	2-D01
282670-9	6	10	3-C15
282697-2	6	22	3-D03
282698-0	4	118	2-J23
282761-6	4	114	2-J19
	4	120	2-K01
	10a	16	5-C17
282852-3	8	432	4-K11
282853-1	8	434	4-K13
282915-8	3	72	2-D01
282916-6	3	72	2-D01
282933-1	3	72	2-D01
283476-0	8	424	4-K03
283478-6	8	424	4-K03
283479-4	8	424	4-K03
283482-8	8	426	4-K05
283488-5	8	426	4-K05
283489-3	8	426	4-K05
	8	428	4-K07
283490-1	8	428	4-K07
283491-9	8	428	4-K07
283492-7	8	428	4-K07
283493-5	8	430	4-K09
283494-3	8	430	4-K09
283495-0	8	430	4-K09
283496-8	8	430	4-K09
283498-4	8	432	4-K11
283499-2	8	432	4-K11
283500-7	8	432	4-K11
283501-5	8	432	4-K11
283502-3	8	434	4-K13
283503-1	8	434	4-K13
283504-9	8	434	4-K13
311738-9	3	100	2-E05
325943-9	3	62	2-C15
	3	68	2-C21
329046-7	3	62	2-C15
329052-5	3	62	2-C15
329053-3	3	62	2-C15
329054-1	3	62	2-C15
340658-4	3	60	2-C13
341159-2	2c	84	1-I13
	2c	86	1-I15
343192-1	3	62	2-C15
346509-3	8	422	4-K01
347490-5	3	64	2-C17
347713-0	3	102	2-E07
347714-8	3	102	2-E07
347715-5	3	102	2-E07
347716-3	3	102	2-E07
350882-7	2c	32	1-G09
352611-8	6	36	3-D17
362236-2	3	36	2-B13
375066-8	8	220	4-B15
	8	308	4-F07
375067-6	8	162	3-K19
	8	216	4-B11
375068-4	8	166	3-K23
	8	302	4-F01
375891-9	8	174	3-L07
	8	230	4-C01
375892-7	8	174	3-L07
	8	230	4-C01
375894-3	8	174	3-L07
	8	230	4-C01
375895-0	8	174	3-L07
	8	230	4-C01
375896-8	8	174	3-L07
375897-6	8	174	3-L07
	8	230	4-C01
375898-4	8	174	3-L07
	8	230	4-C01
375899-2	8	174	3-L07
375901-6	8	174	3-L07
	8	230	4-C01
375904-0	8	178	3-L11
	8	234	4-C05
375906-5	8	178	3-L11
	8	234	4-C05
375907-3	8	178	3-L11
	8	234	4-C05
375908-1	8	234	4-C05
375909-9	8	166	3-K23
	8	220	4-B15
	8	304	4-F03
375910-7	8	166	3-K23
	8	220	4-B15
	8	302	4-F01
375911-5	8	166	3-K23
375912-3	8	166	3-K23
	8	222	4-B17
375913-1	8	222	4-B17
375915-6	8	304	4-F03
375916-4	8	166	3-K23
	8	222	4-B17
	8	308	4-F07
375917-2	8	166	3-K23
	8	220	4-B15
	8	308	4-F07
375918-0	8	166	3-K23
375919-8	8	166	3-K23
	8	222	4-B17
375922-2	8	166	3-K23
375923-0	8	168	3-L01
375924-8	8	168	3-L01
375925-5	8	168	3-L01
375927-1	8	308	4-F07
375928-9	8	308	4-F07
375929-7	8	222	4-B17
	8	308	4-F07
375930-5	8	222	4-B17
	8	308	4-F07
375933-9	8	222	4-B17
375934-7	8	222	4-B17
375935-4	8	310	4-F09
375936-2	8	310	4-F09
375937-0	8	162	3-K19
	8	216	4-B11
375938-8	8	162	3-K19
	8	216	4-B11
375942-0	8	164	3-K21
375943-8	8	164	3-K21
375945-3	8	164	3-K21
375946-1	8	164	3-K21
375947-9	8	216	4-B11
375948-7	8	218	4-B13
375949-5	8	218	4-B13
375950-3	8	218	4-B13
375951-1	8	218	4-B13
375952-9	8	218	4-B13
375953-7	8	218	4-B13
375974-3	8	310	4-F09
375975-0	8	310	4-F09
375977-6	8	134	3-J15
375978-4	8	134	3-J15

Sida / Page 12 — Grupp / Group 10b

Nummerregister / Numerical register

1979-11

Artikel nr / Part No	Gr / Gr	Sida / Page	Koord. / Grid
375979-2	8	134	3-J15
375980-0	8	134	3-J15
376011-3	8	222	4-B17
	8	232	4-C03
	8	304	4-F03
376012-1	8	222	4-B17
	8	232	4-C03
	8	304	4-F03
376013-9	8	222	4-B17
	8	232	4-C03
	8	304	4-F03
376014-7	8	222	4-B17
376015-4	8	222	4-B17
	8	232	4-C03
376018-8	8	304	4-F03
376019-6	8	306	4-F05
376021-2	8	166	3-K23
	8	174	3-L07
376022-0	8	166	3-K23
	8	176	3-L09
376023-8	8	168	3-L01
376024-6	8	168	3-L01
376043-6	8	180	3-L13
376044-4	8	180	3-L13
376045-1	8	180	3-L13
376049-3	8	234	4-C05
376050-1	8	236	4-C07
376051-9	8	236	4-C07
376052-7	8	236	4-C07
376053-5	8	174	3-L07
	8	230	4-C01
376054-3	8	174	3-L07
376058-4	8	166	3-K23
	8	220	4-B15
	8	302	4-F01
376064-2	8	178	3-L11
	8	234	4-C05
376066-7	8	216	4-B11
376071-7	8	134	3-J15
376080-8	8	174	3-L07
	8	230	4-C01
376264-8	8	134	3-J15
376265-5	8	134	3-J15
376266-3	8	134	3-J15
376267-1	8	134	3-J15
376268-9	8	134	3-J15
376269-7	8	134	3-J15
376270-5	8	134	3-J15
376271-3	8	134	3-J15
376272-1	8	134	3-J15
376273-9	8	134	3-J15
376274-7	8	134	3-J15
376275-4	8	134	3-J15
376276-2	8	134	3-J15
376277-0	8	134	3-J15
376278-8	8	134	3-J15
376279-6	8	134	3-J15
376280-4	8	134	3-J15
376281-2	8	134	3-J15
376282-0	8	134	3-J15
376283-8	8	134	3-J15
376284-6	8	134	3-J15
376285-3	8	134	3-J15
376286-1	8	134	3-J15
376287-9	8	134	3-J15
376288-7	8	134	3-J15
376339-8	8	118	3-I23
376346-3	8	136	3-J17
376347-1	8	136	3-J17
376358-8	8	114	3-I19
380131-3	4	30	2-G07
	4	34	2-G11
	4	40	2-G17
	4	46	2-G23
380132-1	4	30	2-G07
	4	34	2-G11
	4	40	2-G17
	4	46	2-G23
380133-9	4	30	2-G07
	4	34	2-G11
	4	40	2-G17
	4	46	2-G23
380134-7	4	30	2-G07
	4	34	2-G11
	4	40	2-G17
	4	46	2-G23
380135-4	4	48	2-H01
380136-2	4	28	2-G05
	4	32	2-G09
	4	38	2-G15
380140-4	4	30	2-G07
	4	40	2-G17
	4	46	2-G23
380141-2	4	30	2-G07
	4	34	2-G11
	4	40	2-G17
	4	46	2-G23
380142-0	4	30	2-G07
	4	34	2-G11
	4	40	2-G17
	4	46	2-G23
380143-8	4	30	2-G07
	4	32	2-G09
	4	40	2-G17
	4	46	2-G23
380150-3	4	30	2-G07
	4	32	2-G09
	4	40	2-G17
	4	46	2-G23
380157-8	4	28	2-G05
	4	38	2-G15
	4	44	2-G21
380160-2	4	12	2-F13
	4	36	2-G13
380164-4	4	22	2-F23
	4	24	2-G01
	4	60	2-H13
	4	66	2-H19
380166-9	4	22	2-F23
380168-5	4	22	2-F23
380172-7	4	28	2-G05
	4	38	2-G15
	4	44	2-G21
380174-3	4	30	2-G07
	4	32	2-G09
	4	40	2-G17
	4	46	2-G23
380175-0	4	28	2-G05
	4	32	2-G09
	4	38	2-G15
	4	46	2-G23
380184-2	4	44	2-G21
380186-7	4	14	2-F15
380189-1	4	64	2-H17
380190-9	4	28	2-G05
380190-9	4	32	2-G09
	4	38	2-G15
	4	44	2-G21
380192-5	4	22	2-F23
	4	24	2-G01
	4	60	2-H13
	4	66	2-H19
380197-4	4	14	2-F15
	4	18	2-F19
380198-2	4	14	2-F15
	4	18	2-F19
380199-0	4	14	2-F15
	4	18	2-F19
380211-3	4	28	2-G05
	4	32	2-G09
	4	38	2-G15
	4	44	2-G21
380217-0	4	46	2-G23
380218-8	4	46	2-G23
380222-0	4	46	2-G23
380225-3	4	52	2-H05
380226-1	4	14	2-F15
380231-1	4	30	2-G07
	4	34	2-G11
	4	40	2-G17
	4	46	2-G23
380232-9	4	36	2-G13
380240-2	4	30	2-G07
	4	34	2-G11
	4	40	2-G17
	4	46	2-G23
380243-6	4	50	2-H03
380244-4	4	50	2-H03
380245-1	4	52	2-H05
380246-9	4	50	2-H03
380247-7	4	52	2-H05
380249-3	4	50	2-H03
380251-9	4	52	2-H05
380253-5	4	50	2-H03
380254-3	4	50	2-H03
380255-0	4	50	2-H03
380256-8	4	52	2-H05
380257-6	4	52	2-H05
	4	56	2-H09
380258-4	4	50	2-H03
380260-0	4	50	2-H03
380262-6	4	50	2-H03
380263-4	4	50	2-H03
380268-3	4	50	2-H03
380269-1	4	52	2-H05
380270-9	4	50	2-H03
380271-7	4	50	2-H03
380272-5	4	52	2-H05
380273-3	4	52	2-H05
380275-8	4	50	2-H03
380276-6	4	50	2-H03
380277-4	4	50	2-H03
380279-0	4	50	2-H03
380280-8	4	50	2-H03
380281-6	4	50	2-H03
380282-4	4	50	2-H03
380284-0	4	50	2-H03
380286-5	4	50	2-H03
380287-3	4	52	2-H05
380288-1	4	52	2-H05
380290-7	4	50	2-H03
380291-5	4	50	2-H03
380293-1	4	50	2-H03
380294-9	4	50	2-H03
380295-6	4	52	2-H05
380296-4	4	50	2-H03
380297-2	4	50	2-H03
380298-0	4	50	2-H03
380299-8	4	50	2-H03
380300-4	4	50	2-H03
380301-2	4	50	2-H03
380302-0	4	50	2-H03
380303-8	4	56	2-H09
380306-1	4	52	2-H05
380307-9	4	50	2-H03
380309-5	4	52	2-H05
380310-3	4	52	2-H05
380313-7	4	12	2-F13
	4	36	2-G13
380319-4	4	52	2-H05
380320-2	4	50	2-H03
380324-4	4	50	2-H03
380329-3	4	28	2-G05
	4	38	2-G15
	4	44	2-G21
380333-5	4	52	2-H05
380334-3	4	52	2-H05
380347-5	4	50	2-H03
380348-3	4	52	2-H05
380351-7	4	50	2-H03
380352-5	4	36	2-G13
380356-6	4	50	2-H03
380360-8	4	30	2-G07
	4	34	2-G11
	4	40	2-G17
	4	48	2-H01
380366-5	4	28	2-G05
	4	38	2-G15
	4	44	2-G21
380368-1	4	30	2-G07
	4	40	2-G17
	4	48	2-H01
380373-1	4	30	2-G07
	4	36	2-G13
380379-8	4	44	2-G21
380380-6	4	44	2-G21
380381-4	4	28	2-G05
	4	32	2-G09
	4	38	2-G15
	4	44	2-G21
380398-8	4	46	2-G23
380403-6	4	50	2-H03
380408-5	4	52	2-H05
380409-3	4	52	2-H05
380410-1	4	52	2-H05
380411-9	4	52	2-H05
380413-5	4	52	2-H05
380414-3	4	52	2-H05
380415-0	4	50	2-H03
380416-8	4	50	2-H03
380420-0	4	50	2-H03
380425-9	4	44	2-G21
380434-1	4	44	2-G21
380435-8	4	22	2-F23
	4	24	2-G01
	4	60	2-H13
	4	66	2-H19
380436-6	4	50	2-H03
380440-8	4	50	2-H03
380441-6	4	50	2-H03
380445-7	4	44	2-G21

Nummerregister — Numerical register

Grupp Group 10b — Sida Page 13

1979-11

Artikel nr Part No	Gr Gr	Sida Page	Koord. Grid
380446-5	4	44	2-G21
380447-3	4	28	2-G05
	4	32	2-G09
	4	38	2-G15
380449-9	4	30	2-G07
	4	34	2-G11
	4	40	2-G17
380569-4	4	8	2-F09
380571-0	4	44	2-G21
380580-1	4	40	2-G17
380581-9	4	40	2-G17
380584-3	4	40	2-G17
380587-6	4	40	2-G17
380588-4	4	40	2-G17
380589-2	4	40	2-G17
380590-0	4	40	2-G17
380591-8	4	40	2-G17
380592-6	4	40	2-G17
380594-2	4	40	2-G17
380596-7	4	40	2-G17
380599-1	4	42	2-G19
380608-0	4	52	2-H05
380610-6	4	28	2-G05
	4	38	2-G15
380615-5	4	28	2-G05
	4	32	2-G09
	4	38	2-G15
	4	44	2-G21
380616-3	4	28	2-G05
380617-1	4	50	2-H03
380618-9	4	14	2-F15
	4	18	2-F19
380619-7	4	30	2-G07
	4	32	2-G09
	4	40	2-G17
	4	46	2-G23
380621-3	4	28	2-G05
	4	38	2-G15
	4	44	2-G21
380622-1	4	30	2-G07
	4	34	2-G11
	4	40	2-G17
	4	48	2-H01
380648-6	4	46	2-G23
380652-8	4	46	2-G23
380653-6	4	46	2-G23
380654-4	4	14	2-F15
	4	18	2-F19
380655-1	4	44	2-G21
380670-0	4	54	2-H07
380671-8	4	54	2-H07
380672-6	4	54	2-H07
380674-2	4	56	2-H09
380676-7	4	56	2-H09
380679-1	4	56	2-H09
380682-5	4	56	2-H09
380683-3	4	56	2-H09
380685-8	4	56	2-H09
380686-6	4	56	2-H09
380687-4	4	56	2-H09
380688-2	4	56	2-H09
380689-0	4	56	2-H09
380693-2	4	56	2-H09
380694-0	4	56	2-H09
380695-7	4	56	2-H09
380697-3	4	56	2-H09
380698-1	4	56	2-H09
380699-9	4	56	2-H09
380704-7	4	56	2-H09
380705-4	4	56	2-H09
380706-2	4	56	2-H09
380707-0	4	56	2-H09
380709-6	4	56	2-H09
380710-4	4	56	2-H09
380712-0	4	52	2-H05
	4	56	2-H09
380713-8	4	56	2-H09
380714-6	4	56	2-H09
380715-3	4	56	2-H09
380716-1	4	54	2-H07
380719-5	4	54	2-H07
380720-3	4	54	2-H07
380721-1	4	54	2-H07
380725-2	4	54	2-H07
380726-0	4	54	2-H07
380729-4	4	54	2-H07
380730-2	4	54	2-H07
380731-0	4	54	2-H07
380747-6	4	54	2-H07
380748-4	4	54	2-H07
380749-2	4	54	2-H07
380750-0	4	54	2-H07
380751-8	4	56	2-H09
380752-6	4	56	2-H09
380753-4	4	58	2-H11
380755-9	4	58	2-H11
380756-7	4	56	2-H09
380757-5	4	56	2-H09
380761-7	4	46	2-G23
380762-5	4	56	2-H09
380763-3	4	52	2-H05
	4	56	2-H09
380764-1	4	56	2-H09
380765-8	4	56	2-H09
380766-6	4	54	2-H07
380767-4	4	54	2-H07
380768-2	4	54	2-H07
380769-0	4	54	2-H07
380770-8	4	54	2-H07
380772-4	4	54	2-H07
380773-2	4	54	2-H07
380776-5	4	54	2-H07
380777-3	4	54	2-H07
380779-9	4	54	2-H07
380799-7	4	34	2-G11
	4	48	2-H01
380800-3	4	32	2-G09
	4	38	2-G15
	4	44	2-G21
380802-9	4	32	2-G09
380805-2	4	44	2-G21
380807-8	4	32	2-G09
	4	44	2-G21
380808-6	4	32	2-G09
	4	44	2-G21
380809-4	4	32	2-G09
	4	44	2-G21
380810-2	4	32	2-G09
	4	44	2-G21
380811-0	4	28	2-G05
	4	32	2-G09
	4	38	2-G15
	4	44	2-G21
380813-6	4	32	2-G09
	4	44	2-G21
380821-9	4	12	2-F13
380821-9	4	16	2-F17
380835-9	4	28	2-G05
	4	32	2-G09
	4	38	2-G15
	4	46	2-G23
380862-3	4	54	2-H07
380866-4	4	36	2-G13
380887-0	4	52	2-H05
	4	56	2-H09
380910-0	4	54	2-H07
380911-8	4	56	2-H09
380914-2	4	28	2-G05
	4	32	2-G09
	4	38	2-G15
	4	44	2-G21
381106-4	4	88	2-I17
381107-2	4	30	2-G07
	4	34	2-G11
	4	42	2-G19
	4	48	2-H01
381150-2	4	36	2-G13
381164-3	4	36	2-G13
381169-2	4	36	2-G13
381178-3	4	36	2-G13
381189-0	4	36	2-G13
381204-7	4	18	2-F19
381219-5	4	4	2-F05
381238-5	4	18	2-F19
381249-2	4	4	2-F05
381250-0	4	4	2-F05
381251-8	4	36	2-G13
381252-6	4	36	2-G13
381266-6	4	4	2-F05
381287-2	4	8	2-F09
381605-5	4	36	2-G13
381630-3	4	28	2-G05
	4	32	2-G09
	4	38	2-G15
381631-1	4	44	2-G21
381700-4	4	66	2-H19
381701-2	4	68	2-H21
381704-6	4	68	2-H21
381705-3	4	68	2-H21
381706-1	4	66	2-H19
381709-5	4	68	2-H21
381710-3	4	68	2-H21
381715-2	4	68	2-H21
381716-0	4	68	2-H21
381718-6	4	68	2-H21
381719-4	4	68	2-H21
381720-2	4	68	2-H21
381722-8	3	88	2-D17
381728-5	4	68	2-H21
381730-1	4	68	2-H21
381756-6	4	68	2-H21
381787-1	4	68	2-H21
381794-7	4	68	2-H21
381815-0	4	68	2-H21
381817-6	4	68	2-H21
383168-2	4	116	2-J21
383229-2	4	126	2-K07
384198-8	4	122	2-K03
384199-6	4	122	2-K03
	4	126	2-K07
384201-0	4	122	2-K03
	4	126	2-K07
384203-6	4	122	2-K03
384209-3	4	122	2-K03
384209-3	4	126	2-K07
384225-9	4	112	2-J17
384226-7	4	112	2-J17
384229-1	4	112	2-J17
384281-2	4	12	2-F13
	4	16	2-F17
	4	30	2-G07
	4	40	2-G17
	4	124	2-K05
	4	128	2-K09
384291-1	4	112	2-J17
384361-2	4	112	2-J17
384366-1	4	122	2-K03
	4	126	2-K07
384367-9	4	122	2-K03
	4	126	2-K07
384368-7	4	122	2-K03
	4	126	2-K07
384369-5	4	122	2-K03
	4	126	2-K07
384370-3	4	122	2-K03
	4	126	2-K07
384498-2	4	130	2-K11
384504-7	4	130	2-K11
384505-4	4	130	2-K11
384507-0	4	130	2-K11
384509-6	4	130	2-K11
384510-4	4	130	2-K11
384511-2	4	130	2-K11
384559-1	4	122	2-K03
384705-0	4	116	2-J21
384706-8	4	116	2-J21
384710-0	4	116	2-J21
384720-9	4	12	2-F13
	4	16	2-F17
	4	128	2-K09
384726-6	4	126	2-K07
384727-4	4	130	2-K11
384728-2	4	116	2-J21
384768-8	4	126	2-K07
400605-2	2a	24	1-D01
403515-0	2a	4	1-C05
403877-4	3	20	2-A21
403894-9	3	20	2-A21
411140-7	2a	20	1-C21
415035-5	2a	18	1-C19
415058-7	2b	2	1-E03
415223-7	2a	12	1-C13
415266-6	2a	18	1-C19
415273-2	2a	18	1-C19
415424-1	2a	18	1-C19
418120-2	3	6	2-A07
418206-9	2a	18	1-C19
418208-5	2a	12	1-C13
418213-5	2a	18	1-C19
418238-2	2a	14	1-C15
418243-2	2a	12	1-C13
418244-0	2a	12	1-C13
418245-7	2a	12	1-C13
418246-5	2a	12	1-C13
418249-9	2a	10	1-C11
418250-7	2a	10	1-C11
418251-5	2a	10	1-C11
418260-6	2a	24	1-D01
418264-8	2a	12	1-C13
418265-5	3	4	2-A05
418267-1	2a	16	1-C17
418272-1	2a	2	1-C03

Sida / Page 14 — Grupp / Group 10b

Nummerregister — Numerical register

1979-11

Artikel nr / Part No	Gr / Gr	Sida / Page	Koord. / Grid
418276-2	3	4	2-A05
418277-0	2a	24	1-D01
418280-4	2a	24	1-D01
418283-8	2a	24	1-D01
418286-1	2a	20	1-C21
418287-9	2a	24	1-D01
418288-7	2a	24	1-D01
418289-5	2a	24	1-D01
418295-2	2a	12	1-C13
418296-0	2a	24	1-D01
418297-8	2a	20	1-C21
418298-6	2a	20	1-C21
418301-8	2a	20	1-C21
418304-2	2a	16	1-C17
418305-9	2a	20	1-C21
418326-5	2b	4	1-E05
418327-3	2b	2	1-E03
418332-3	2b	2	1-E03
418333-1	2b	2	1-E03
418334-9	2b	4	1-E05
418354-7	3	20	2-A21
418355-4	3	20	2-A21
418358-8	2a	14	1-C15
418360-4	2a	24	1-D01
418361-2	2b	2	1-E03
	2b	4	1-E05
418363-8	2a	16	1-C17
418408-1	2a	6	1-C07
418411-5	2a	24	1-D01
	9	4	5-A05
	9	8	5-A09
418412-3	2a	2	1-C03
418416-4	2a	10	1-C11
418421-4	9	4	5-A05
	9	8	5-A09
418422-2	2a	16	1-C17
418426-3	2a	20	1-C21
418440-4	2a	24	1-D01
418465-1	2a	12	1-C13
418466-9	2a	18	1-C19
418479-2	2a	2	1-C03
418496-6	2b	4	1-E05
418512-0	2c	6	1-F07
418531-0	3	20	2-A21
418561-7	2d	20	1-J21
	2d	22	1-J23
	2d	24	1-K01
418593-0	2a	12	1-C13
418621-9	2a	14	1-C15
418622-7	2a	2	1-C03
418623-5	2a	14	1-C15
418624-3	2a	2	1-C03
418625-0	2a	14	1-C15
418626-8	2a	2	1-C03
418643-3	2a	24	1-D01
418645-8	2a	24	1-D01
418655-7	2a	26	1-D03
	2a	28	1-D05
	2b	2	1-E03
418656-5	2a	26	1-D03
	2a	28	1-D05
	2b	2	1-E03
418657-3	2a	26	1-D03
	2a	28	1-D05
	2b	2	1-E03
418658-1	2a	26	1-D03
	2a	28	1-D05
	2b	2	1-E03
418663-1	2a	14	1-C15
418737-3	2a	18	1-C19
418754-8	2c	4	1-F05
	2c	6	1-F07
	2c	10	1-F11
	2c	14	1-F15
418771-2	2a	18	1-C19
418862-9	2a	4	1-C05
418867-8	2a	26	1-D03
418868-6	2a	18	1-C19
418870-2	2a	6	1-C07
418878-5	2c	88	1-I17
418906-4	2a	2	1-C03
418948-6	2c	88	1-I17
418954-4	2a	4	1-C05
418963-5	2d	4	1-J05
	2d	16	1-J17
418982-5	2a	2	1-C03
418990-8	2a	4	1-C05
	2a	26	1-D03
419065-8	2c	10	1-F11
	2c	16	1-F17
	2c	44	1-G21
419268-8	2a	26	1-D03
419291-0	2c	88	1-I17
419292-8	2a	18	1-C19
419304-1	2a	18	1-C19
419310-8	2a	4	1-C05
	2a	26	1-D03
419311-6	2a	2	1-C03
419329-8	2a	12	1-C13
419331-4	9	4	5-A05
	9	8	5-A09
419333-0	2b	4	1-E05
419335-5	2d	4	1-J05
419338-9	2d	4	1-J05
419365-2	2a	4	1-C05
419366-0	2a	4	1-C05
419368-6	2a	18	1-C19
419401-5	2a	6	1-C07
419416-3	2a	6	1-C07
419417-1	3	22	2-A23
419418-9	3	22	2-A23
419420-5	3	22	2-A23
	3	30	2-B07
419422-1	2a	2	1-C03
419426-2	4	4	2-F05
419427-0	2c	88	1-I17
419428-8	2c	88	1-I17
419446-0	2a	2	1-C03
419447-8	2a	4	1-C05
	2c	10	1-F11
	2c	12	1-F13
419452-8	2d	18	1-J19
	2d	22	1-J23
419465-0	2a	2	1-C03
	2a	10	1-C11
419484-1	2a	2	1-C03
419508-7	3	30	2-B07
	3	36	2-B13
	10a	12	5-C13
419512-9	3	30	2-B07
419513-7	3	30	2-B07
	3	36	2-B13
419514-5	3	30	2-B07
	3	36	2-B13
	10a	12	5-C13
419515-2	3	30	2-B07
419515-2	3	36	2-B13
	10a	12	5-C13
419534-3	2c	4	1-F05
419537-6	2a	12	1-C13
419539-2	2a	24	1-D01
419561-6	2a	6	1-C07
	2a	22	1-C23
419564-0	2a	22	1-C23
419565-7	2a	22	1-C23
419566-5	2a	22	1-C23
419568-1	2a	22	1-C23
	2c	66	1-H19
	2c	70	1-H23
	2c	72	1-I01
	2c	74	1-I03
	2c	76	1-I05
419569-9	2a	22	1-C23
419570-7	2d	4	1-J05
	2d	10	1-J11
419573-1	2c	6	1-F07
	2c	16	1-F17
419575-6	2d	4	1-J05
	2d	12	1-J13
419578-0	2c	4	1-F05
	2c	10	1-F11
419580-6	2a	22	1-C23
419582-2	2a	22	1-C23
419590-5	2c	82	1-I11
419628-3	2a	28	1-D05
419633-3	2a	14	1-C15
419634-1	2a	14	1-C15
419637-4	2a	14	1-C15
419639-0	2a	18	1-C19
419640-8	2a	18	1-C19
419643-2	2a	18	1-C19
419649-9	2a	12	1-C13
419652-3	2a	18	1-C19
419653-1	2a	18	1-C19
419675-4	2b	2	1-E03
419676-2	2b	8	1-E09
419678-8	2a	4	1-C05
419688-7	2a	26	1-D03
419689-5	2b	2	1-E03
419690-3	2b	2	1-E03
419691-1	2b	2	1-E03
419692-9	2c	6	1-F07
419699-4	3	22	2-A23
419702-6	2a	18	1-C19
419704-2	2c	80	1-I09
	2c	84	1-I13
419706-7	3	6	2-A07
419712-5	2c	80	1-I09
	2c	84	1-I13
419723-2	2c	6	1-F07
	2c	16	1-F17
419728-1	2a	6	1-C07
419735-6	2a	18	1-C19
419736-4	2c	16	1-F17
419738-0	2a	22	1-C23
419739-8	2a	22	1-C23
419743-0	2a	2	1-C03
419744-8	2c	10	1-F11
	2c	16	1-F17
419749-7	2a	22	1-C23
419755-4	2c	22	1-F23
	2c	26	1-G03
419757-0	2a	6	1-C07
419758-8	2a	6	1-C07
419763-8	2a	4	1-C05
	2a	26	1-D03
	2a	28	1-D05
	2c	16	1-F17
419764-6	2a	6	1-C07
419766-1	2a	18	1-C19
419769-5	2c	6	1-F07
	2c	16	1-F17
419770-3	2c	22	1-F23
	2c	26	1-G03
419771-1	2a	2	1-C03
419775-2	2c	16	1-F17
419781-0	2a	26	1-D03
	2a	28	1-D05
419782-8	2a	26	1-D03
	2a	28	1-D05
419783-6	2c	24	1-G01
	2c	26	1-G03
419784-4	2c	24	1-G01
	2c	26	1-G03
419785-1	2c	24	1-G01
	2c	26	1-G03
419786-9	2c	22	1-F23
419795-0	2c	24	1-G01
	2c	26	1-G03
419796-8	2c	22	1-F23
	2c	24	1-G01
	2c	26	1-G03
	2c	28	1-G05
419797-6	2c	10	1-F11
419805-7	2a	2	1-C03
419808-1	2a	2	1-C03
419824-8	2a	24	1-D01
419831-3	2c	24	1-G01
	2c	28	1-G05
419852-9	2c	12	1-F13
419853-7	2c	12	1-F13
419864-4	2c	78	1-I07
419865-1	2c	78	1-I07
419867-7	2c	78	1-I07
419871-9	2c	78	1-I07
419872-7	2c	78	1-I07
419888-3	2c	10	1-F11
	2c	16	1-F17
419894-1	2c	24	1-G01
	2c	28	1-G05
419905-5	2c	78	1-I07
419908-9	2c	12	1-F13
	2c	32	1-G09
430112-3	2a	24	1-D01
430114-9	2a	24	1-D01
430119-8	2a	10	1-C11
430134-7	2a	14	1-C15
430161-0	2a	24	1-D01
430200-6	2b	8	1-E09
455826-8	8	396	4-I23
460003-7	2a	4	1-C05
	2c	24	1-G01
	2c	28	1-G05
460025-0	2c	24	1-G01
	2c	28	1-G05
460051-6	2c	84	1-I13
460065-6	9	34	5-B11
460071-4	2c	78	1-I07
460072-2	2c	16	1-F17
460079-7	9	34	5-B11
460081-3	9	34	5-B11
460082-1	2a	4	1-C05
460085-4	3	22	2-A23

Nummerregister — Numerical register

Grupp Group 10b — Sida Page 15

1979-11

Artikel nr Part No	Gr Gr	Sida Page	Koord. Grid
460085-4	3	30	2-B07
460095-3	2c	12	1-F13
	2c	32	1-G09
460098-7	2a	18	1-C19
460102-7	2a	6	1-C07
460104-3	2c	78	1-I07
460112-6	4	102	2-J07
	4	104	2-J09
460131-6	3	30	2-B07
460133-2	3	30	2-B07
	3	36	2-B13
460134-0	3	30	2-B07
460135-7	3	30	2-B07
	3	36	2-B13
460150-6	2c	12	1-F13
	2c	14	1-F15
460161-3	9	36	5-B13
460169-6	2c	14	1-F15
460170-4	2c	32	1-G09
460181-1	2a	18	1-C19
460216-5	2c	16	1-F17
460217-3	2c	88	1-I17
460225-6	2c	14	1-F15
460232-2	2a	24	1-D01
460233-0	2a	24	1-D01
460264-5	2a	14	1-C15
460265-2	2a	6	1-C07
460269-4	2c	14	1-F15
460276-9	2a	18	1-C19
460304-9	2a	18	1-C19
460313-0	4	104	2-J09
460322-1	2a	28	1-D05
460327-0	2a	14	1-C15
460328-8	2a	14	1-C15
460329-6	2a	14	1-C15
460331-2	2c	78	1-I07
460361-9	2a	24	1-D01
460362-7	2a	24	1-D01
460364-3	2a	24	1-D01
460381-7	9	34	5-B11
460385-8	9	34	5-B11
460391-6	2c	28	1-G05
460399-9	2a	6	1-C07
460400-5	2b	4	1-E05
460401-3	2b	4	1-E05
460402-1	2b	4	1-E05
460403-9	2b	6	1-E07
460404-7	9	34	5-B11
460406-2	2c	82	1-I11
460421-1	2d	14	1-J15
460422-9	2d	14	1-J15
460427-8	4	104	2-J09
460429-4	2c	88	1-I17
460430-2	4	104	2-J09
460431-0	4	104	2-J09
460432-8	4	104	2-J09
460433-6	4	104	2-J09
460435-1	2c	84	1-I13
460438-5	2b	4	1-E05
460443-5	2a	4	1-C05
	2a	26	1-D03
	2a	28	1-D05
460453-4	2c	26	1-G03
460455-9	2a	14	1-C15
460456-7	2a	14	1-C15
460457-5	2a	14	1-C15
460459-1	2a	14	1-C15
460462-5	2a	6	1-C07
460464-1	2b	4	1-E05
460481-5	2b	2	1-E03
460482-3	2b	2	1-E03
460489-8	2a	16	1-C17
460490-6	2a	16	1-C17
460491-4	2b	10	1-E11
460492-2	2b	10	1-E11
460497-1	2c	88	1-I17
460508-5	2b	4	1-E05
460511-9	2a	14	1-C15
460530-9	2b	8	1-E09
460531-7	2b	8	1-E09
460552-3	2a	4	1-C05
	2a	26	1-D03
460560-6	2d	14	1-J15
460561-4	2a	6	1-C07
460565-5	4	104	2-J09
460678-6	2c	4	1-F05
	2c	10	1-F11
	2c	12	1-F13
460783-4	2a	14	1-C15
460839-4	2b	2	1-E03
460900-4	2c	26	1-G03
460918-6	2a	2	1-C03
	2a	10	1-C11
460944-2	2c	86	1-I15
461037-4	3	4	2-A05
461181-0	2b	2	1-E03
461226-3	3	36	2-B13
461560-5	2c	24	1-G01
	2c	28	1-G05
461621-5	2c	26	1-G03
461646-2	2b	6	1-E07
461674-4	2c	24	1-G01
	2c	26	1-G03
462623-0	2a	4	1-C05
	2a	26	1-D03
	2a	28	1-D05
462657-8	3	4	2-A05
	3	18	2-A19
462658-6	3	4	2-A05
	3	18	2-A19
462676-8	3	4	2-A05
462743-6	3	22	2-A23
462744-4	3	22	2-A23
462892-1	3	22	2-A23
	3	36	2-B13
462893-9	3	22	2-A23
	3	36	2-B13
463587-6	2a	24	1-D01
463830-0	2a	2	1-C03
463856-5	3	6	2-A07
	3	40	2-B17
463902-7	2a	10	1-C11
463903-5	2a	18	1-C19
463904-3	2a	10	1-C11
	2a	18	1-C19
465036-2	3	30	2-B07
480651-9	3	30	2-B07
	10a	12	5-C13
540453-8	3	68	2-C21
633262-1	4	130	2-K11
647749-1	3	22	2-A23
649050-2	8	96	3-I01
649051-0	8	96	3-I01
649052-8	8	96	3-I01
649092-4	8	246	4-C17
	8	328	4-G03
649092-4	8	360	4-H11
649093-2	8	246	4-C17
	8	328	4-G03
	8	362	4-H13
649094-0	8	246	4-C17
649095-7	8	246	4-C17
649097-3	8	248	4-C19
	8	252	4-C23
	8	328	4-G03
	8	334	4-G09
	8	362	4-H13
649098-1	8	248	4-C19
	8	254	4-D01
	8	330	4-G05
	8	334	4-G09
	8	362	4-H13
649099-9	8	248	4-C19
	8	254	4-D01
	8	330	4-G05
	8	334	4-G09
	8	362	4-H13
649157-5	8	362	4-H13
649225-0	8	96	3-I01
649247-4	8	96	3-I01
649248-2	8	96	3-I01
649259-9	8	412	4-J15
649378-7	8	364	4-H15
649379-5	8	364	4-H15
	8	368	4-H19
649382-9	8	250	4-C21
	8	332	4-G07
649383-7	8	252	4-C23
	8	332	4-G07
649385-2	8	250	4-C21
	8	332	4-G07
	8	360	4-H11
	8	366	4-H17
649386-0	8	250	4-C21
	8	332	4-G07
	8	360	4-H11
	8	366	4-H17
649391-0	8	252	4-C23
649396-9	8	252	4-C23
	8	334	4-G09
649397-7	8	252	4-C23
	8	334	4-G09
649398-5	8	254	4-D01
	8	334	4-G09
649399-3	8	254	4-D01
	8	334	4-G09
649402-5	8	96	3-I01
649403-3	8	246	4-C17
	8	252	4-C23
	8	328	4-G03
	8	334	4-G09
	8	362	4-H13
649404-1	8	246	4-C17
	8	252	4-C23
	8	328	4-G03
	8	334	4-G09
	8	362	4-H13
649413-2	8	248	4-C19
	8	252	4-C23
	8	334	4-G09
	8	362	4-H13
649416-5	6	12	3-C17
649422-3	3	84	2-D13
649423-1	3	88	2-D17
649497-5	8	412	4-J15
649579-0	3	84	2-D13
649592-3	6	12	3-C17
649593-1	6	12	3-C17
649613-7	8	266	4-D13
	8	350	4-H01
649614-5	8	266	4-D13
	8	350	4-H01
649616-0	8	58	3-G11
649617-8	8	266	4-D13
	8	350	4-H01
649618-6	8	266	4-D13
	8	350	4-H01
649641-8	8	334	4-G09
	8	352	4-H03
	8	366	4-H17
649651-7	8	350	4-H01
649652-5	8	268	4-D15
	8	352	4-H03
649654-1	8	268	4-D15
	8	352	4-H03
649655-8	8	270	4-D17
	8	352	4-H03
649656-6	8	270	4-D17
	8	354	4-H05
649659-0	8	270	4-D17
	8	352	4-H03
649662-4	8	106	3-I11
649817-4	8	252	4-C23
	8	268	4-D15
649818-2	8	268	4-D15
649819-0	8	252	4-C23
	8	268	4-D15
649820-8	8	252	4-C23
	8	268	4-D15
649821-6	8	334	4-G09
	8	352	4-H03
649822-4	8	334	4-G09
	8	352	4-H03
649823-2	8	362	4-H13
649824-0	8	352	4-H03
	8	362	4-H13
	8	366	4-H17
649825-7	8	268	4-D15
	8	352	4-H03
649829-9	8	268	4-D15
	8	352	4-H03
	8	366	4-H17
649830-7	8	268	4-D15
	8	352	4-H03
	8	366	4-H17
649831-5	8	366	4-H17
649832-3	8	270	4-D17
	8	354	4-H05
	8	368	4-H19
649834-9	8	268	4-D15
	8	366	4-H17
649872-9	8	368	4-H19
649874-5	8	354	4-H05
	8	364	4-H15
	8	368	4-H19
649875-2	8	354	4-H05
	8	364	4-H15
	8	368	4-H19
653449-9	5	36	3-B13
653465-5	5	34	3-B11
653466-3	5	34	3-B11
	5	36	3-B13
653576-9	5	32	3-B09

Sida / Page 16 — Grupp / Group 10b

Nummerregister — Numerical register

1979-11

Artikel nr / Part No	Gr / Gr	Sida / Page	Koord. / Grid
653576-9	5	36	3-B13
654105-6	6	24	3-D05
654106-4	6	24	3-D05
654107-2	6	24	3-D05
654333-4	9	16	5-A17
654505-7	8	382	4-I09
654980-2	5	34	3-B11
	5	36	3-B13
655219-4	8	146	3-K03
655532-0	8	54	3-G07
	8	84	3-H13
656019-7	4	14	2-F15
656020-5	4	14	2-F15
656138-5	4	28	2-G05
	4	30	2-G07
	4	32	2-G09
	4	34	2-G11
	4	40	2-G17
	4	46	2-G23
656278-9	3	62	2-C15
656279-7	3	62	2-C15
656281-3	3	62	2-C15
656282-1	3	62	2-C15
656283-9	3	62	2-C15
656284-7	3	62	2-C15
656286-2	3	62	2-C15
656289-6	3	62	2-C15
656290-4	3	62	2-C15
656291-2	3	62	2-C15
656292-0	3	62	2-C15
656293-8	3	62	2-C15
656350-6	5	18	3-A19
656455-3	5	48	3-C01
656456-1	5	4	3-A05
	5	6	3-A07
	5	8	3-A09
	5	10	3-A11
	5	12	3-A13
	5	14	3-A15
	5	16	3-A17
	5	48	3-C01
656459-5	5	48	3-C01
656460-3	5	48	3-C01
656461-1	5	48	3-C01
656512-1	4	28	2-G05
	4	38	2-G15
	4	44	2-G21
656514-7	4	28	2-G05
	4	32	2-G09
	4	38	2-G15
	4	46	2-G23
656517-0	4	28	2-G05
	4	32	2-G09
	4	38	2-G15
	4	44	2-G21
656518-8	4	28	2-G05
	4	32	2-G09
	4	38	2-G15
	4	46	2-G23
656537-8	4	30	2-G07
	4	34	2-G11
	4	40	2-G17
	4	46	2-G23
656542-8	4	30	2-G07
	4	36	2-G13
	4	40	2-G17
656544-4	4	30	2-G07
	4	36	2-G13
656547-7	4	30	2-G07
	4	36	2-G13
656549-3	4	30	2-G07
	4	34	2-G11
	4	40	2-G17
	4	46	2-G23
	4	48	2-H01
656551-9	4	28	2-G05
	4	38	2-G15
	4	44	2-G21
656553-5	4	30	2-G07
	4	34	2-G11
	4	40	2-G17
	4	46	2-G23
	4	48	2-H01
656574-1	4	30	2-G07
	4	36	2-G13
	4	40	2-G17
656575-8	4	30	2-G07
	4	36	2-G13
656576-6	4	30	2-G07
	4	36	2-G13
656700-2	3	84	2-D13
656704-4	6	34	3-D15
656706-9	6	34	3-D15
656707-7	6	34	3-D15
656708-5	6	34	3-D15
656709-3	6	34	3-D15
656766-3	4	110	2-J15
656921-4	8	422	4-K01
657010-5	8	62	3-G15
657750-6	8	88	3-H17
	8	92	3-H21
657907-2	3	82	2-D11
657908-0	3	80	2-D09
658150-8	3	62	2-C15
658191-2	8	100	3-I05
658322-3	5	36	3-B13
658326-4	5	36	3-B13
658327-2	5	36	3-B13
658332-2	5	36	3-B13
658769-5	6	24	3-D05
658770-3	6	24	3-D05
659218-2	6	34	3-D15
659219-0	6	34	3-D15
	6	36	3-D17
659220-8	6	34	3-D15
	6	36	3-D17
659221-6	6	34	3-D15
	6	36	3-D17
659222-4	6	34	3-D15
	6	36	3-D17
659223-2	6	34	3-D15
	6	36	3-D17
659224-0	6	34	3-D15
	6	36	3-D17
659225-7	6	34	3-D15
	6	36	3-D17
659297-6	3	68	2-C21
659331-3	6	34	3-D15
	6	36	3-D17
659337-0	3	62	2-C15
659357-8	9	4	5-A05
	9	8	5-A09
659654-8	8	40	3-F17
	8	42	3-F19
659655-5	5	30	3-B07
659808-0	8	422	4-K01
659918-7	8	422	4-K01
659949-2	8	56	3-G09
	8	64	3-G17
660138-9	8	54	3-G07
	8	78	3-H07
	8	108	3-I13
660151-2	8	122	3-J03
660651-1	5	36	3-B13
661288-1	6	16	3-C21
	6	20	3-D01
661289-9	6	16	3-C21
	6	20	3-D01
661567-8	8	78	3-H07
661890-4	3	42	2-B19
661907-6	3	60	2-C13
661911-8	3	60	2-C13
661912-6	3	60	2-C13
661942-3	6	16	3-C21
662014-0	4	112	2-J17
	4	116	2-J21
662054-6	5	36	3-B13
	8	422	4-K01
662108-0	3	76	2-D05
662292-2	4	22	2-F23
662294-8	8	372	4-H23
662594-1	8	422	4-K01
662710-3	8	68	3-G21
662711-1	4	22	2-F23
	4	24	2-G01
	4	60	2-H13
	4	66	2-H19
662797-0	4	112	2-J17
662880-4	3	60	2-C13
662988-5	5	36	3-B13
663091-7	3	84	2-D13
663093-3	3	84	2-D13
	8	96	3-I01
663094-1	3	84	2-D13
	8	96	3-I01
663130-3	6	26	3-D07
663131-1	6	26	3-D07
663151-9	4	26	2-G03
	4	64	2-H17
663162-6	4	26	2-G03
	4	64	2-H17
663497-6	2b	6	1-E07
663633-6	5	48	3-C01
663634-4	5	48	3-C01
663675-7	6	30	3-D11
663749-0	8	80	3-H09
663942-1	4	14	2-F15
664425-6	2d	18	1-J19
	2d	22	1-J23
664621-0	8	112	3-I17
	8	116	3-I21
	8	124	3-J05
664816-6	5	10	3-A11
	5	12	3-A13
664821-6	5	4	3-A05
664822-4	5	4	3-A05
	5	8	3-A09
	5	10	3-A11
	5	12	3-A13
665791-0	8	98	3-I03
	8	106	3-I11
666143-3	2d	4	1-J05
	2d	10	1-J11
666143-3	8	82	3-H11
666176-3	4	4	2-F05
	4	10	2-F11
666205-0	3	64	2-C17
666248-0	4	130	2-K11
666249-8	4	130	2-K11
666250-6	4	130	2-K11
666284-5	8	44	3-F21
666407-2	2c	90	1-I19
	2c	94	1-I23
666408-0	2c	90	1-I19
	2c	94	1-I23
666419-7	5	36	3-B13
666629-1	8	374	4-I01
	8	376	4-I03
	8	378	4-I05
	8	418	4-J21
666925-3	2d	18	1-J19
	2d	22	1-J23
667075-6	9	4	5-A05
	9	8	5-A09
667400-6	2b	8	1-E09
667407-1	3	80	2-D09
667516-9	2c	90	1-I19
	2c	92	1-I21
	2c	94	1-I23
667538-3	3	80	2-D09
667575-5	8	62	3-G15
667578-9	2b	8	1-E09
667791-8	6	22	3-D03
667792-6	6	22	3-D03
667876-7	3	60	2-C13
667889-0	5	30	3-B07
667903-9	3	48	2-C01
667969-0	8	404	4-J07
668048-2	8	10	3-E11
668558-0	2d	4	1-J05
	2d	12	1-J13
668559-8	2d	4	1-J05
	2d	12	1-J13
668642-2	8	126	3-J07
668982-2	8	84	3-H13
669102-6	3	82	2-D11
669123-2	8	82	3-H11
669169-5	8	418	4-J21
669214-9	8	418	4-J21
669730-4	3	64	2-C17
669741-1	5	36	3-B13
669782-5	5	48	3-C01
669843-5	5	42	3-B19
669933-4	8	388	4-I15
	8	400	4-J03
	8	406	4-J09
669994-6	4	60	2-H13
669995-3	4	60	2-H13
669997-9	4	60	2-H13
670074-4	2a	14	1-C15
670078-5	2a	14	1-C15
670131-2	4	60	2-H13
670201-3	5	22	3-A23
670419-1	8	112	3-I17
	8	118	3-I23
	8	124	3-J05
670420-9	6	16	3-C21
670432-4	2c	90	1-I19
670506-5	3	86	2-D15
670566-9	8	112	3-I17
	8	116	3-I21

Nummerregister — Numerical register

Grupp Group: 10b

Sida Page: 17

1979-11

Artikel nr Part No	Gr Gr	Sida Page	Koord. Grid
670567-7	5	4	3-A05
670876-2	5	36	3-B13
670877-0	6	16	3-C21
670884-6	4	64	2-H17
670900-0	8	112	3-I17
	8	116	3-I21
	8	122	3-J03
670960-4	8	400	4-J03
670964-6	8	400	4-J03
670978-6	8	402	4-J05
670979-4	8	402	4-J05
670981-0	8	400	4-J03
670982-8	8	400	4-J03
670983-6	8	392	4-I19
	8	396	4-I23
	8	400	4-J03
670985-1	8	400	4-J03
670992-7	8	400	4-J03
671038-8	4	64	2-H17
671085-9	3	54	2-C07
671114-7	8	386	4-I13
	8	394	4-I21
	8	404	4-J07
	8	418	4-J21
671118-8	8	400	4-J03
671143-6	9	24	5-B01
671221-0	8	402	4-J05
671226-9	8	386	4-I13
	8	400	4-J03
	8	404	4-J07
671233-5	8	402	4-J05
671234-3	8	402	4-J05
671235-0	8	402	4-J05
671261-6	8	130	3-J11
	8	134	3-J15
	8	138	3-J19
	8	144	3-K01
671319-2	8	54	3-G07
	8	78	3-H07
	8	84	3-H13
	8	100	3-I05
	8	108	3-I13
671328-3	8	388	4-I15
	8	394	4-I21
	8	400	4-J03
671376-2	8	400	4-J03
671377-0	8	400	4-J03
671405-9	8	112	3-I17
	8	116	3-I21
	8	122	3-J03
671443-0	2c	90	1-I19
671444-8	6	4	3-C09
671593-2	4	64	2-H17
671603-9	4	64	2-H17
671688-0	4	64	2-H17
671713-6	8	400	4-J03
671714-4	8	400	4-J03
671715-1	8	402	4-J05
671723-5	3	64	2-C17
671822-5	2c	90	1-I19
	2c	94	1-I23
671842-3	2a	6	1-C07
	2c	80	1-I09
671886-0	9	22	5-A23
671897-7	9	24	5-B01
671902-5	3	64	2-C17
671921-5	3	58	2-C11
	9	12	5-A13
671921-5	9	14	5-A15
671922-3	3	58	2-C11
671923-1	3	58	2-C11
671924-9	3	58	2-C11
671984-3	9	12	5-A13
	9	14	5-A15
671985-0	9	12	5-A13
	9	14	5-A15
671994-2	8	402	4-J05
671996-7	4	112	2-J17
672015-5	8	408	4-J11
672016-3	8	408	4-J11
672017-1	8	408	4-J11
672018-9	8	408	4-J11
672020-5	8	408	4-J11
672021-3	8	408	4-J11
672075-9	9	22	5-A23
	9	26	5-B03
	9	30	5-B07
672119-5	8	416	4-J19
672122-9	4	8	2-F09
672172-4	8	84	3-H13
	8	146	3-K03
	8	150	3-K07
	8	154	3-K11
672226-8	4	112	2-J17
	4	118	2-J23
672280-5	2c	80	1-I09
	2c	84	1-I13
672281-3	2c	80	1-I09
	2c	84	1-I13
672357-1	2c	80	1-I09
672398-5	2c	80	1-I09
672399-3	2c	80	1-I09
672481-9	8	68	3-G21
672586-5	3	88	2-D17
672599-8	3	82	2-D11
672616-0	4	112	2-J17
	4	116	2-J21
672629-3	3	64	2-C17
672637-6	8	126	3-J07
672703-6	2b	8	1-E09
672740-8	2b	8	1-E09
672785-3	6	16	3-C21
	6	32	3-D13
672786-1	6	32	3-D13
672818-2	9	22	5-A23
	9	26	5-B03
	9	30	5-B07
672886-9	4	60	2-H13
672917-2	4	10	2-F11
672977-6	8	400	4-J03
672995-8	3	78	2-D07
672997-4	9	24	5-B01
	9	30	5-B07
673026-1	8	400	4-J03
673046-9	8	400	4-J03
673053-5	9	24	5-B01
	9	28	5-B05
673057-6	9	22	5-A23
673061-8	6	12	3-C17
	6	36	3-D17
673065-9	6	12	3-C17
673068-3	6	12	3-C17
673074-1	6	12	3-C17
673105-3	3	76	2-D05
673106-1	3	74	2-D03
	3	82	2-D11
673107-9	3	76	2-D05
673108-7	3	76	2-D05
673110-3	3	76	2-D05
673162-4	9	24	5-B01
	9	30	5-B07
673184-8	8	56	3-G09
	8	64	3-G17
673185-5	8	56	3-G09
	8	64	3-G17
673193-9	3	68	2-C21
673225-9	3	74	2-D03
	3	76	2-D05
	3	80	2-D09
673232-5	8	408	4-J11
673233-3	2b	6	1-E07
673235-8	4	24	2-G01
	4	62	2-H15
673246-5	2c	82	1-I11
673251-5	8	104	3-I09
	8	110	3-I15
673262-2	8	70	3-G23
673283-8	6	12	3-C17
673336-4	2b	6	1-E07
673380-2	3	78	2-D07
673381-0	3	80	2-D09
673385-1	3	80	2-D09
673386-9	3	80	2-D09
673387-7	3	80	2-D09
673388-5	3	80	2-D09
673424-8	3	64	2-C17
673471-9	4	60	2-H13
673490-9	8	90	3-H19
673495-8	8	90	3-H19
673519-5	6	10	3-C15
673520-3	6	10	3-C15
673521-1	6	10	3-C15
673523-7	6	10	3-C15
673524-5	6	10	3-C15
673530-2	6	10	3-C15
673531-0	6	10	3-C15
673533-6	6	10	3-C15
673534-4	6	10	3-C15
673541-9	8	56	3-G09
	8	64	3-G17
673580-7	3	8	2-A09
673599-7	6	12	3-C17
673620-1	6	32	3-D13
673648-2	2c	80	1-I09
	2c	82	1-I11
673702-7	8	112	3-I17
	8	116	3-I21
	8	122	3-J03
673764-7	5	18	3-A19
673792-8	2c	80	1-I09
	2c	82	1-I11
673873-6	6	36	3-D17
673874-4	6	36	3-D17
673875-1	6	36	3-D17
673877-7	6	36	3-D17
673878-5	6	36	3-D17
673879-3	6	36	3-D17
673880-1	6	36	3-D17
673882-7	6	38	3-D19
673883-5	6	38	3-D19
673884-3	6	38	3-D19
673885-0	6	36	3-D17
673887-6	6	40	3-D21
673888-4	6	40	3-D21
673889-2	6	40	3-D21
673891-8	6	40	3-D21
673892-6	6	40	3-D21
673894-2	6	40	3-D21
673895-9	6	40	3-D21
673896-7	6	40	3-D21
673897-5	6	40	3-D21
673898-3	6	40	3-D21
673899-1	6	40	3-D21
673900-7	6	40	3-D21
673901-5	6	40	3-D21
673902-3	6	40	3-D21
673903-1	6	40	3-D21
673904-9	6	40	3-D21
673905-6	6	40	3-D21
673906-4	6	40	3-D21
673907-2	6	40	3-D21
673908-0	6	40	3-D21
673909-8	6	40	3-D21
673910-6	6	40	3-D21
673913-0	5	22	3-A23
673921-3	5	22	3-A23
673937-9	9	22	5-A23
	9	24	5-B01
673944-5	2d	10	1-J11
673945-2	2d	10	1-J11
673946-0	2d	12	1-J13
673979-1	2c	80	1-I09
673981-7	2c	80	1-I09
	2c	82	1-I11
673989-0	2b	6	1-E07
674044-3	8	128	3-J09
674045-0	8	128	3-J09
674209-2	8	410	4-J13
674216-7	8	410	4-J13
674499-9	2c	84	1-I13
674538-4	3	88	2-D17
674673-9	8	410	4-J13
674685-3	8	416	4-J19
674693-7	8	234	4-C05
674694-5	8	234	4-C05
674695-2	8	234	4-C05
674696-0	8	234	4-C05
674697-8	8	234	4-C05
674698-6	8	234	4-C05
674699-4	8	234	4-C05
674700-0	8	234	4-C05
674741-4	8	410	4-J13
	8	412	4-J15
674768-7	8	420	4-J23
674775-2	8	66	3-G19
674982-4	8	246	4-C17
	8	328	4-G03
674983-2	8	246	4-C17
	8	328	4-G03
674984-0	8	246	4-C17
674985-7	8	246	4-C17
674986-5	8	248	4-C19
	8	328	4-G03
674987-3	8	248	4-C19
	8	328	4-G03
674988-1	8	248	4-C19
	8	330	4-G05
674989-9	8	248	4-C19
	8	330	4-G05
675002-0	8	16	3-E17
675003-8	8	16	3-E17
675006-1	8	16	3-E17

Sida / Page 18 — Grupp / Group 10b

Nummerregister — Numerical register

1979-11

Artikel nr / Part No	Gr / Gr	Sida / Page	Koord. / Grid
675007-9	8	16	3-E17
675017-8	8	18	3-E19
675039-2	8	16	3-E17
675043-4	8	16	3-E17
675046-7	6	24	3-D05
675076-4	4	114	2-J19
675079-8	6	24	3-D05
675084-8	6	32	3-D13
675085-5	6	30	3-D11
675088-9	6	24	3-D05
675089-7	6	26	3-D07
675098-8	6	32	3-D13
675099-6	6	26	3-D07
675151-5	8	34	3-F11
675152-3	8	34	3-F11
675153-1	8	34	3-F11
675154-9	8	34	3-F11
675155-6	8	34	3-F11
675156-4	8	34	3-F11
675157-2	8	34	3-F11
	8	36	3-F13
	8	38	3-F15
675158-0	8	34	3-F11
	8	36	3-F13
	8	38	3-F15
675159-8	8	34	3-F11
	8	36	3-F13
	8	38	3-F15
675160-6	8	34	3-F11
	8	36	3-F13
	8	38	3-F15
675161-4	8	36	3-F13
	8	38	3-F15
675162-2	8	36	3-F13
	8	38	3-F15
675163-0	8	36	3-F13
	8	38	3-F15
675164-8	8	36	3-F13
	8	38	3-F15
675165-5	8	36	3-F13
	8	38	3-F15
675166-3	8	36	3-F13
	8	38	3-F15
675167-1	8	36	3-F13
675168-9	8	36	3-F13
675169-7	8	38	3-F15
675170-5	8	38	3-F15
675171-3	8	30	3-F07
675172-1	8	30	3-F07
675205-9	6	4	3-C09
675228-1	2c	4	1-F05
	2c	8	1-F09
	2c	18	1-F19
675235-6	5	42	3-B19
	5	48	3-C01
675244-8	8	22	3-E23
	8	26	3-F03
	8	30	3-F07
675245-5	8	22	3-E23
	8	26	3-F03
	8	30	3-F07
675247-1	6	22	3-D03
675253-9	6	24	3-D05
675266-1	4	114	2-J19
	4	120	2-K01
675274-5	6	22	3-D03
675293-5	6	4	3-C09
	6	16	3-C21
675294-3	6	16	3-C21
675295-0	6	6	3-C11
	6	16	3-C21
675296-8	6	6	3-C11
	6	16	3-C21
675300-8	5	30	3-B07
	8	18	3-E19
675317-2	4	112	2-J17
	4	118	2-J23
675337-0	6	4	3-C09
	6	34	3-D15
675345-3	8	74	3-H03
675346-1	8	74	3-H03
675351-1	8	74	3-H03
675352-9	8	8	3-E09
675353-7	8	8	3-E09
675359-4	5	4	3-A05
	5	6	3-A07
675360-2	5	4	3-A05
	5	6	3-A07
675365-1	4	108	2-J13
675366-9	4	108	2-J13
675367-7	4	106	2-J11
675371-9	8	10	3-E11
675373-5	8	10	3-E11
675383-4	8	10	3-E11
675384-2	4	114	2-J19
	4	118	2-J23
675393-3	5	32	3-B09
675398-2	5	32	3-B09
675399-0	5	32	3-B09
675404-8	5	30	3-B07
675405-5	5	28	3-B05
675414-7	5	32	3-B09
675415-4	5	32	3-B09
675424-6	8	16	3-E17
675432-9	6	32	3-D13
675433-7	8	40	3-F17
675445-1	8	22	3-E23
	8	26	3-F03
	8	30	3-F07
675451-9	8	26	3-F03
675454-3	6	8	3-C13
675456-8	2a	8	1-C09
675457-6	2a	8	1-C09
675458-4	8	18	3-E19
675459-2	8	26	3-F03
675460-0	8	28	3-F05
675471-7	8	18	3-E19
675482-4	8	52	3-G05
	8	60	3-G13
	8	84	3-H13
675483-2	8	52	3-G05
	8	60	3-G13
	8	84	3-H13
675484-0	8	52	3-G05
	8	60	3-G13
675485-7	8	52	3-G05
	8	60	3-G13
675491-5	8	54	3-G07
	8	60	3-G13
675492-3	8	68	3-G21
675493-1	8	68	3-G21
675505-2	2c	4	1-F05
	2c	8	1-F09
	2c	18	1-F19
675506-0	2c	4	1-F05
	2c	8	1-F09
675506-0	2c	18	1-F19
675507-8	2c	4	1-F05
	2c	8	1-F09
	2c	18	1-F19
675508-6	2c	4	1-F05
	2c	8	1-F09
	2c	18	1-F19
	2c	30	1-G07
675515-1	2c	4	1-F05
	2c	8	1-F09
	2c	18	1-F19
	2c	30	1-G07
675522-7	2c	4	1-F05
	2c	8	1-F09
	2c	18	1-F19
	2c	30	1-G07
675523-5	5	42	3-B19
	5	48	3-C01
675529-2	4	4	2-F05
675553-2	8	54	3-G07
	8	62	3-G15
675554-0	8	54	3-G07
	8	62	3-G15
675555-7	4	4	2-F05
	4	10	2-F11
	5	42	3-B19
	5	48	3-C01
675557-3	8	26	3-F03
675558-1	8	26	3-F03
675562-3	5	34	3-B11
675579-7	8	76	3-H05
675580-5	8	76	3-H05
675582-1	4	106	2-J11
675583-9	8	58	3-G11
675585-4	8	66	3-G19
675586-2	8	66	3-G19
675587-0	4	108	2-J13
675594-6	8	48	3-G01
675595-3	8	48	3-G01
675610-0	8	68	3-G21
675611-8	8	68	3-G21
675621-7	8	70	3-G23
675622-5	8	70	3-G23
675626-6	9	12	5-A13
	9	14	5-A15
675627-4	8	8	3-E09
675628-2	8	8	3-E09
675642-3	9	4	5-A05
675657-1	8	10	3-E11
675658-9	8	10	3-E11
675659-7	8	68	3-G21
675660-5	8	68	3-G21
675661-3	8	76	3-H05
675677-9	9	12	5-A13
675678-7	9	12	5-A13
675679-5	2d	4	1-J05
	2d	8	1-J09
	2d	14	1-J15
675683-7	2d	4	1-J05
	2d	8	1-J09
	2d	14	1-J15
675689-4	2d	4	1-J05
	2d	8	1-J09
675690-2	2d	4	1-J05
	2d	8	1-J09
	2d	14	1-J15
675692-8	2d	4	1-J05
	2d	8	1-J09
675692-8	2d	14	1-J15
675694-4	9	6	5-A07
	9	10	5-A11
675695-1	9	6	5-A07
	9	10	5-A11
675696-9	8	48	3-G01
675697-7	8	48	3-G01
675698-5	8	48	3-G01
675699-3	8	48	3-G01
675741-3	8	54	3-G07
675742-1	8	60	3-G13
675743-9	8	24	3-F01
	8	28	3-F05
	8	32	3-F09
675744-7	8	24	3-F01
	8	28	3-F05
	8	32	3-F09
675750-4	8	48	3-G01
675751-2	8	48	3-G01
675752-0	8	68	3-G21
675755-3	8	68	3-G21
675756-1	8	68	3-G21
675761-1	6	8	3-C13
675763-7	8	68	3-G21
675764-5	8	68	3-G21
675765-2	8	70	3-G23
675766-0	8	70	3-G23
675769-4	8	76	3-H05
675778-5	4	112	2-J17
	4	116	2-J21
675781-9	8	40	3-F17
675783-5	8	56	3-G09
675784-3	8	56	3-G09
675785-0	8	64	3-G17
675786-8	8	64	3-G17
675800-7	8	146	3-K03
675801-5	8	146	3-K03
675807-2	4	112	2-J17
	4	118	2-J23
675808-0	6	4	3-C09
675809-8	6	4	3-C09
675814-8	4	114	2-J19
	4	120	2-K01
675815-5	4	114	2-J19
	4	120	2-K01
675818-9	9	6	5-A07
	9	8	5-A09
675819-7	9	6	5-A07
	9	8	5-A09
675825-4	8	26	3-F03
	8	30	3-F07
675826-2	8	26	3-F03
	8	30	3-F07
675839-5	3	8	2-A09
675842-9	8	88	3-H17
675847-8	9	6	5-A07
	9	8	5-A09
675848-6	8	16	3-E17
675849-4	8	16	3-E17
675850-2	4	112	2-J17
	4	116	2-J21
675858-5	8	40	3-F17
	8	42	3-F19
	8	44	3-F21
675864-3	9	6	5-A07
	9	8	5-A09
675867-6	8	112	3-I17
	8	116	3-I21

Nummerregister — Numerical register

Grupp Group: 10b

Sida Page: 19

1979-11

Artikel nr Part No	Gr Gr	Sida Page	Koord. Grid
675868-4	8	112	3-I17
	8	116	3-I21
675869-2	8	112	3-I17
	8	116	3-I21
	8	122	3-J03
675874-2	4	114	2-J19
	4	120	2-K01
675881-7	3	78	2-D07
675888-2	8	68	3-G21
675892-4	8	18	3-E19
675898-1	4	22	2-F23
	4	24	2-G01
	4	60	2-H13
675899-9	4	22	2-F23
675902-1	8	78	3-H07
675903-9	8	76	3-H05
675904-7	8	76	3-H05
675906-2	8	76	3-H05
675914-6	5	28	3-B05
	5	30	3-B07
675915-3	5	34	3-B11
675916-1	5	34	3-B11
675927-8	8	56	3-G09
675928-6	8	56	3-G09
675936-9	8	24	3-F01
	8	28	3-F05
	8	32	3-F09
675947-6	3	78	2-D07
675948-4	5	34	3-B11
	5	36	3-B13
675949-2	8	16	3-E17
675950-0	8	16	3-E17
675951-8	8	22	3-E23
675952-6	8	22	3-E23
675954-2	6	6	3-C11
	6	16	3-C21
675955-9	6	6	3-C11
	6	16	3-C21
675956-7	8	70	3-G23
675957-5	8	70	3-G23
675959-1	6	4	3-C09
	6	16	3-C21
675960-9	6	16	3-C21
675965-8	8	52	3-G05
	8	60	3-G13
675972-4	8	22	3-E23
	8	26	3-F03
675973-2	8	22	3-E23
	8	26	3-F03
675978-1	9	6	5-A07
675979-9	9	6	5-A07
675980-7	9	6	5-A07
675981-5	9	6	5-A07
675987-2	9	12	5-A13
675988-0	9	4	5-A05
675997-1	8	28	3-F05
675999-7	9	12	5-A13
	9	14	5-A15
676009-4	8	128	3-J09
676010-2	9	12	5-A13
	9	14	5-A15
676018-5	2c	90	1-I19
676027-6	8	18	3-E19
676033-4	9	4	5-A05
	9	8	5-A09
676034-2	8	24	3-F01
	8	28	3-F05
676035-9	8	24	3-F01
676035-9	8	28	3-F05
676036-7	8	90	3-H19
676037-5	8	90	3-H19
676040-9	2d	4	1-J05
	2d	10	1-J11
	2d	14	1-J15
676051-6	8	128	3-J09
676053-2	6	32	3-D13
676054-0	8	40	3-F17
676061-5	2d	4	1-J05
676064-9	2d	4	1-J05
676065-6	8	40	3-F17
	8	42	3-F19
	8	44	3-F21
676076-3	8	22	3-E23
	8	26	3-F03
	8	30	3-F07
676077-1	8	22	3-E23
	8	26	3-F03
	8	30	3-F07
676080-5	8	76	3-H05
676081-3	8	76	3-H05
676082-1	8	40	3-F17
	8	42	3-F19
	8	44	3-F21
	8	48	3-G01
	8	50	3-G03
	8	72	3-H01
	8	76	3-H05
676089-6	8	58	3-G11
676090-4	8	58	3-G11
676092-0	8	22	3-E23
	8	26	3-F03
	8	30	3-F07
676093-8	8	22	3-E23
	8	26	3-F03
	8	30	3-F07
676104-3	3	42	2-B19
676109-2	3	42	2-B19
676111-8	3	42	2-B19
676115-9	3	74	2-D03
676135-7	8	24	3-F01
	8	28	3-F05
	8	32	3-F09
676136-5	8	128	3-J09
676137-3	8	128	3-J09
676154-8	8	16	3-E17
676159-7	8	22	3-E23
	8	26	3-F03
	8	30	3-F07
676160-5	8	22	3-E23
	8	26	3-F03
	8	30	3-F07
676165-4	2c	90	1-I19
676168-8	8	66	3-G19
676169-6	8	66	3-G19
676171-2	8	66	3-G19
676172-0	8	66	3-G19
676173-8	8	66	3-G19
676174-6	8	66	3-G19
676175-3	8	66	3-G19
676176-1	8	66	3-G19
676184-5	2c	92	1-I21
	2c	94	1-I23
676185-2	3	60	2-C13
676188-6	3	56	2-C09
	3	60	2-C13
676189-4	3	56	2-C09
676204-1	2d	18	1-J19
676207-4	2d	18	1-J19
	2d	22	1-J23
676209-0	2d	18	1-J19
	2d	22	1-J23
676211-6	8	56	3-G09
	8	64	3-G17
676214-0	8	56	3-G09
	8	64	3-G17
676215-7	8	56	3-G09
	8	64	3-G17
676220-7	3	54	2-C07
676221-5	3	54	2-C07
676222-3	3	54	2-C07
676223-1	3	54	2-C07
676224-9	3	54	2-C07
676228-0	3	54	2-C07
676232-2	6	8	3-C13
676234-8	9	12	5-A13
676238-9	8	10	3-E11
676241-3	8	128	3-J09
676242-1	8	128	3-J09
676251-2	2d	4	1-J05
	2d	8	1-J09
	2d	14	1-J15
676256-1	5	18	3-A19
	5	40	3-B17
676257-9	5	38	3-B15
676264-5	8	128	3-J09
676265-2	8	128	3-J09
676266-0	8	66	3-G19
676268-6	8	384	4-I11
676269-4	9	4	5-A05
676271-0	2d	4	1-J05
	2d	8	1-J09
	2d	14	1-J15
676273-6	4	60	2-H13
676274-4	4	22	2-F23
	4	24	2-G01
676291-8	4	26	2-G03
676292-6	4	24	2-G01
676301-5	8	422	4-K01
676302-3	9	4	5-A05
676303-1	9	4	5-A05
676304-9	9	4	5-A05
676307-2	3	44	2-B21
676308-0	3	44	2-B21
676313-0	3	44	2-B21
676314-8	3	44	2-B21
676317-1	6	8	3-C13
676326-2	4	24	2-G01
	4	62	2-H15
676330-4	4	24	2-G01
676336-1	4	24	2-G01
676337-9	8	96	3-I01
	8	100	3-I05
	8	108	3-I13
676338-7	4	112	2-J17
	4	116	2-J21
676344-5	8	116	3-I21
676345-2	8	116	3-I21
676355-1	8	98	3-I03
676356-9	8	98	3-I03
676357-7	9	4	5-A05
676358-5	9	4	5-A05
676359-3	8	68	3-G21
676360-1	8	68	3-G21
676362-7	6	8	3-C13
676364-3	4	112	2-J17
	4	116	2-J21
	6	8	3-C13
676365-0	8	56	3-G09
676366-8	8	64	3-G17
676377-5	8	22	3-E23
676378-3	8	22	3-E23
676383-3	8	56	3-G09
	8	64	3-G17
676389-0	8	12	3-E13
676390-8	8	12	3-E13
676391-6	8	12	3-E13
676392-4	8	12	3-E13
676405-4	8	12	3-E13
676408-8	4	26	2-G03
676420-3	8	422	4-K01
676428-6	8	410	4-J13
676432-8	3	44	2-B21
676438-5	9	6	5-A07
	9	8	5-A09
676439-3	9	6	5-A07
	9	8	5-A09
676446-8	8	68	3-G21
676452-6	8	422	4-K01
676453-4	8	422	4-K01
676483-1	3	42	2-B19
676517-6	9	16	5-A17
676518-4	9	16	5-A17
676521-8	9	16	5-A17
676522-6	9	16	5-A17
676526-7	4	4	2-F05
	4	10	2-F11
	5	42	3-B19
	5	48	3-C01
676553-1	2b	6	1-E07
676558-0	2b	6	1-E07
676608-3	8	84	3-H13
676611-7	2c	90	1-I19
	2c	94	1-I23
676613-3	5	32	3-B09
676615-8	5	32	3-B09
676616-6	5	32	3-B09
676623-2	8	56	3-G09
	8	64	3-G17
676637-2	8	54	3-G07
676638-0	8	410	4-J13
676645-5	4	112	2-J17
676646-3	4	112	2-J17
676661-2	8	12	3-E13
676662-0	3	56	2-C09
	3	58	2-C11
676667-9	9	4	5-A05
	9	16	5-A17
676668-7	8	78	3-H07
676675-2	8	68	3-G21
	8	72	3-H01
676687-7	8	62	3-G15
676688-5	8	66	3-G19
676689-3	8	66	3-G19
676690-1	8	62	3-G15
676695-0	3	86	2-D15
676696-8	3	86	2-D15
676698-4	5	8	3-A09
	5	10	3-A11
676699-2	5	8	3-A09
	5	10	3-A11
676706-5	8	42	3-F19
676718-0	8	88	3-H17

Artikel nr Part No	Gr Gr	Sida Page	Koord. Grid
676719-8	8	88	3-H17
676766-9	3	56	2-C09
	3	58	2-C11
676768-5	8	16	3-E17
676770-1	8	48	3-G01
676771-9	8	48	3-G01
676783-4	8	384	4-I11
676784-2	8	384	4-I11
676785-9	8	384	4-I11
676791-7	8	56	3-G09
	8	64	3-G17
676806-3	9	12	5-A13
676808-9	8	48	3-G01
676809-7	8	48	3-G01
676812-1	5	8	3-A09
	5	10	3-A11
	5	12	3-A13
	5	14	3-A15
	5	16	3-A17
676837-8	8	98	3-I03
	8	106	3-I11
676838-6	8	98	3-I03
	8	106	3-I11
676851-9	8	128	3-J09
676863-4	8	48	3-G01
676869-1	8	18	3-E19
676870-9	8	32	3-F09
676872-5	8	32	3-F09
676873-3	8	32	3-F09
676874-1	8	18	3-E19
676875-8	8	18	3-E19
676896-4	8	102	3-I07
	8	110	3-I15
676904-6	4	26	2-G03
676910-3	8	78	3-H07
676911-1	8	78	3-H07
	8	84	3-H13
	8	128	3-J09
676912-9	2c	4	1-F05
	2c	8	1-F09
	2c	18	1-F19
676914-5	4	112	2-J17
	4	116	2-J21
676915-2	4	114	2-J19
	4	120	2-K01
676922-8	5	42	3-B19
676923-6	8	90	3-H19
676924-4	8	90	3-H19
676926-9	8	78	3-H07
676941-8	5	42	3-B19
676951-7	2d	18	1-J19
676960-8	2d	18	1-J19
676981-4	8	18	3-E19
676982-2	8	18	3-E19
676983-0	8	18	3-E19
676993-9	8	8	3-E09
676994-7	8	74	3-H03
676995-4	2d	18	1-J19
	2d	22	1-J23
	8	54	3-G07
	8	62	3-G15
	8	66	3-G19
	8	84	3-H13
	8	404	4-J07
676996-2	8	8	3-E09
676997-0	8	8	3-E09
677003-6	8	164	3-K21
	8	168	3-L01
677003-6	8	172	3-L05
	8	176	3-L09
	8	180	3-L13
	8	184	4-A03
	8	188	4-A07
	8	190	4-A09
	8	196	4-A15
	8	202	4-A21
	8	206	4-B01
	8	210	4-B05
	8	212	4-B07
	8	218	4-B13
	8	222	4-B17
	8	228	4-B23
	8	232	4-C03
	8	234	4-C05
	8	236	4-C07
	8	240	4-C11
	8	244	4-C15
	8	248	4-C19
	8	252	4-C23
	8	254	4-D01
	8	258	4-D05
	8	262	4-D09
	8	264	4-D11
	8	268	4-D15
	8	270	4-D17
	8	274	4-D21
	8	278	4-E01
	8	280	4-E03
	8	282	4-E05
	8	286	4-E09
	8	292	4-E15
	8	294	4-E17
	8	296	4-E19
	8	298	4-E21
	8	300	4-E23
	8	304	4-F03
	8	308	4-F07
	8	314	4-F13
	8	316	4-F15
	8	318	4-F17
	8	322	4-F21
	8	326	4-G01
	8	328	4-G03
	8	330	4-G05
	8	334	4-G09
	8	340	4-G15
	8	346	4-G21
	8	352	4-H03
	8	354	4-H05
	8	358	4-H09
	8	362	4-H13
	8	366	4-H17
	8	368	4-H19
	8	370	4-H21
677004-4	4	24	2-G01
	4	62	2-H15
677011-9	5	42	3-B19
677018-4	5	44	3-B21
677020-0	8	122	3-J03
677021-8	8	122	3-J03
677022-6	8	92	3-H21
677030-9	8	102	3-I07
677033-3	3	64	2-C17
677035-8	6	8	3-C13
677055-6	8	80	3-H09
	8	422	4-K01
677056-4	4	6	2-F07
677057-2	6	22	3-D03
677061-4	8	96	3-I01
	8	100	3-I05
	8	108	3-I13
677062-2	5	18	3-A19
677067-1	8	16	3-E17
677073-9	5	44	3-B21
677080-4	5	18	3-A19
677085-3	3	74	2-D03
677089-5	8	32	3-F09
677090-3	8	32	3-F09
677092-9	9	6	5-A07
677095-2	5	44	3-B21
677097-8	3	66	2-C19
677099-4	3	66	2-C19
677102-6	9	16	5-A17
677107-5	6	16	3-C21
677108-3	6	16	3-C21
677111-7	6	16	3-C21
677112-5	6	16	3-C21
677118-2	8	8	3-E09
677129-9	8	18	3-E19
677130-7	8	18	3-E19
677133-1	8	52	3-G05
	8	60	3-G13
677134-9	8	52	3-G05
	8	60	3-G13
677136-4	6	8	3-C13
677140-6	8	384	4-I11
677147-1	8	384	4-I11
677148-9	8	384	4-I11
677153-9	8	98	3-I03
	8	106	3-I11
677156-2	8	102	3-I07
	8	110	3-I15
677160-4	8	96	3-I01
	8	102	3-I07
	8	110	3-I15
677164-6	8	376	4-I03
	8	378	4-I05
	8	380	4-I07
677165-3	8	376	4-I03
	8	378	4-I05
	8	380	4-I07
677182-8	8	98	3-I03
677183-6	8	98	3-I03
677195-0	8	56	3-G09
	8	58	3-G11
	8	64	3-G17
677198-4	4	4	2-F05
	4	10	2-F11
	5	48	3-C01
677199-2	4	4	2-F05
677200-8	8	100	3-I05
677202-4	8	100	3-I05
677204-0	8	100	3-I05
	8	108	3-I13
677208-1	3	94	2-D23
677209-9	9	4	5-A05
677214-9	2d	18	1-J19
	2d	22	1-J23
677215-6	2d	18	1-J19
	2d	22	1-J23
677218-0	2d	14	1-J15
	4	26	2-G03
	5	28	3-B05
	5	30	3-B07
677223-0	8	54	3-G07
	8	62	3-G15
677224-8	4	24	2-G01
677225-5	4	24	2-G01
677226-3	4	26	2-G03
677227-1	4	64	2-H17
677230-5	8	16	3-E17
677231-3	8	16	3-E17
677232-1	2c	4	1-F05
	2c	10	1-F11
	2c	12	1-F13
	6	8	3-C13
	8	82	3-H11
	8	422	4-K01
677233-9	8	422	4-K01
677234-7	8	386	4-I13
	8	396	4-I23
	8	404	4-J07
677235-4	8	386	4-I13
	8	396	4-I23
	8	404	4-J07
677239-6	8	386	4-I13
	8	396	4-I23
	8	404	4-J07
677240-4	8	386	4-I13
	8	398	4-J01
	8	402	4-J05
	8	404	4-J07
677252-9	4	114	2-J19
	4	120	2-K01
677261-0	8	100	3-I05
	8	108	3-I13
677262-8	8	100	3-I05
	8	108	3-I13
677268-5	8	386	4-I13
	8	398	4-J01
677269-3	8	386	4-I13
	8	398	4-J01
677277-6	8	386	4-I13
	8	396	4-I23
	8	404	4-J07
677280-0	8	386	4-I13
	8	396	4-I23
677281-8	8	386	4-I13
	8	396	4-I23
677282-6	6	28	3-D09
677284-2	4	112	2-J17
	4	118	2-J23
677286-7	8	98	3-I03
	8	106	3-I11
677287-5	8	98	3-I03
	8	106	3-I11
677291-7	3	96	2-E01
677292-5	3	84	2-D13
	3	88	2-D17
	9	16	5-A17
	9	42	5-B19
677337-8	8	422	4-K01
677348-5	8	122	3-J03
677349-3	8	122	3-J03
677350-1	8	122	3-J03
677351-9	8	122	3-J03
677352-7	8	122	3-J03
677353-5	8	122	3-J03
677360-0	8	122	3-J03
677361-8	8	122	3-J03
677362-6	8	92	3-H21
677363-4	8	92	3-H21

Nummerregister — Numerical register

Grupp Group 10b — Sida Page 21

1979-11

Artikel nr Part No	Gr Gr	Sida Page	Koord. Grid	Artikel nr Part No	Gr Gr	Sida Page	Koord. Grid	Artikel nr Part No	Gr Gr	Sida Page	Koord. Grid	Artikel nr Part No	Gr Gr	Sida Page	Koord. Grid
677364-2	8	92	3-H21	677530-8	5	28	3-B05	677654-6	2d	4	1-J05	677813-8	4	62	2-H15
677365-9	8	92	3-H21	677531-6	4	6	2-F07	677655-3	2d	4	1-J05	677814-6	8	146	3-K03
677384-0	8	14	3-E15	677534-0	8	112	3-I17	677657-9	5	22	3-A23	677818-7	8	392	4-I19
677385-7	8	14	3-E15		8	116	3-I21		5	26	3-B03		8	396	4-I23
677386-5	8	14	3-E15		8	122	3-J03	677658-7	5	22	3-A23	677819-5	8	62	3-G15
677387-3	8	14	3-E15	677535-7	8	116	3-I21		5	26	3-B03	677825-2	4	62	2-H15
677394-9	8	92	3-H21	677536-5	8	112	3-I17	677661-1	4	64	2-H17	677835-1	8	410	4-J13
677395-6	8	92	3-H21	677537-3	8	116	3-I21	677663-7	4	64	2-H17		8	412	4-J15
677396-4	5	32	3-B09		8	122	3-J03	677666-0	4	64	2-H17		8	414	4-J17
677397-2	5	32	3-B09	677538-1	8	116	3-I21	677673-6	8	78	3-H07	677837-7	5	30	3-B07
677402-0	8	92	3-H21		8	122	3-J03		8	84	3-H13	677838-5	9	20	5-A21
677403-8	8	92	3-H21	677539-9	8	112	3-I17	677701-5	3	48	2-C01	677843-5	3	76	2-D05
677416-0	3	74	2-D03	677540-7	5	22	3-A23	677702-3	3	48	2-C01	677844-3	3	76	2-D05
	3	80	2-D09		5	26	3-B03	677712-2	5	22	3-A23	677845-0	3	76	2-D05
677430-1	3	46	2-B23	677543-1	4	24	2-G01		5	26	3-B03	677847-6	3	96	2-E01
	3	50	2-C03	677544-9	4	24	2-G01	677713-0	5	22	3-A23	677849-2	3	100	2-E05
	8	96	3-I01	677546-4	3	96	2-E01		5	26	3-B03	677853-4	8	112	3-I17
677436-8	6	8	3-C13	677549-8	3	98	2-E03	677716-3	8	116	3-I21		8	116	3-I21
677438-4	5	4	3-A05	677551-4	8	112	3-I17	677717-1	2d	18	1-J19		8	122	3-J03
	5	6	3-A07		8	116	3-I21		2d	22	1-J23	677856-7	3	8	2-A09
677440-0	3	76	2-D05		8	122	3-J03		3	68	2-C21	677858-3	3	74	2-D03
677445-9	3	90	2-D19	677552-2	8	112	3-I17		3	74	2-D03	677859-1	8	416	4-J19
677448-3	3	90	2-D19		8	116	3-I21		3	76	2-D05	677863-3	8	416	4-J19
	3	92	2-D21		8	122	3-J03		3	80	2-D09	677873-2	8	416	4-J19
677449-1	3	90	2-D19	677561-3	6	26	3-D07		3	82	2-D11	677874-0	8	416	4-J19
	3	92	2-D21	677562-1	5	30	3-B07	677718-9	3	96	2-E01	677876-5	8	416	4-J19
677451-7	3	90	2-D19	677563-9	5	30	3-B07	677723-9	8	146	3-K03	677877-3	8	418	4-J21
	3	92	2-D21	677564-7	4	62	2-H15	677724-7	8	112	3-I17	677884-9	8	418	4-J21
677452-5	3	86	2-D15	677565-4	4	26	2-G03		8	116	3-I21	677903-7	3	44	2-B21
677454-1	3	86	2-D15	677566-2	4	26	2-G03		8	124	3-J05	677907-8	8	48	3-G01
677455-8	3	88	2-D17	677571-2	8	40	3-F17	677736-1	5	28	3-B05	677908-6	8	164	3-K21
677456-6	3	48	2-C01	677588-6	5	20	3-A21	677744-5	4	14	2-F15		8	168	3-L01
677465-7	4	8	2-F09	677589-4	5	20	3-A21	677745-2	4	14	2-F15		8	218	4-B13
677466-5	8	30	3-F07	677592-8	3	94	2-D23	677746-0	3	48	2-C01		8	222	4-B17
677467-3	8	30	3-F07	677593-6	3	96	2-E01	677755-1	8	390	4-I17		8	286	4-E09
677471-5	3	78	2-D07	677594-4	8	32	3-F09		8	396	4-I23	677912-8	8	112	3-I17
677472-3	8	98	3-I03	677596-9	8	112	3-I17	677756-9	8	390	4-I17	677913-6	8	124	3-J05
677478-0	3	100	2-E05		8	116	3-I21		8	396	4-I23	677917-7	8	112	3-I17
	8	98	3-I03		8	122	3-J03	677757-7	8	390	4-I17	677920-1	4	62	2-H15
	8	106	3-I11	677597-7	8	74	3-H03	677761-9	8	390	4-I17	677921-9	4	62	2-H15
677479-8	3	78	2-D07	677598-5	8	98	3-I03	677763-5	8	390	4-I17	677922-7	2c	4	1-F05
677481-4	2c	80	1-I09		8	106	3-I11	677764-3	8	390	4-I17		2c	8	1-F09
677482-2	5	28	3-B05	677600-9	8	148	3-K05	677766-8	8	392	4-I19		2c	18	1-F19
677483-0	5	28	3-B05		8	150	3-K07	677769-2	8	390	4-I17		2c	30	1-G07
677488-9	5	28	3-B05	677603-3	8	98	3-I03		8	394	4-I21	677924-3	2c	4	1-F05
677491-3	9	4	5-A05		8	106	3-I11	677770-0	8	386	4-I13		2c	8	1-F09
	9	8	5-A09	677607-4	2c	80	1-I09		8	396	4-I23		2c	18	1-F19
677496-2	5	8	3-A09		2c	82	1-I11		8	402	4-J05		2c	30	1-G07
	5	10	3-A11		2c	84	1-I13	677771-8	8	392	4-I19	677932-6	8	74	3-H03
677497-0	5	8	3-A09	677610-8	5	22	3-A23		8	396	4-I23	677937-5	8	74	3-H03
	5	10	3-A11		5	26	3-B03	677772-6	8	390	4-I17	677938-3	8	74	3-H03
677498-8	5	8	3-A09	677616-5	3	44	2-B21	677776-7	8	390	4-I17	677946-6	4	24	2-G01
	5	10	3-A11		3	48	2-C01		8	396	4-I23		4	62	2-H15
677502-7	8	30	3-F07		3	50	2-C03	677778-3	8	390	4-I17	677950-8	8	374	4-I01
677503-5	8	30	3-F07	677617-3	3	48	2-C01	677786-6	8	390	4-I17		8	376	4-I03
677504-3	8	30	3-F07		3	50	2-C03	677787-4	8	392	4-I19		8	378	4-I05
677510-0	8	42	3-F19	677621-5	8	112	3-I17	677794-0	8	392	4-I19		8	380	4-I07
677511-8	8	18	3-E19		8	116	3-I21		8	396	4-I23	677953-2	3	98	2-E03
677516-7	9	6	5-A07		8	122	3-J03	677795-7	8	392	4-I19	677956-5	8	392	4-I19
677517-5	8	374	4-I01	677622-3	8	112	3-I17		8	396	4-I23	677968-0	8	388	4-I15
	8	376	4-I03		8	116	3-I21	677796-5	3	76	2-D05		8	394	4-I21
677518-3	9	6	5-A07		8	122	3-J03	677797-3	8	116	3-I21	677972-2	4	62	2-H15
	9	8	5-A09	677626-4	4	106	2-J11	677799-9	8	420	4-J23	677975-5	8	418	4-J21
677520-9	8	84	3-H13		4	110	2-J15	677801-3	8	416	4-J19	677979-7	8	78	3-H07
677524-1	5	28	3-B05	677627-2	4	106	2-J11	677803-9	8	418	4-J21	677980-5	2c	22	1-F23
677525-8	5	28	3-B05		4	110	2-J15	677805-4	8	82	3-H11		2c	28	1-G05
677528-2	5	28	3-B05	677628-0	4	106	2-J11	677808-8	4	62	2-H15		5	24	3-B01
677529-0	5	28	3-B05		4	110	2-J15	677810-4	4	60	2-H13		5	26	3-B03

Artikel nr Part No	Gr Gr	Sida Page	Koord. Grid
677983-9	5	42	3-B19
677984-7	3	56	2-C09
677985-4	3	56	2-C09
677986-2	3	56	2-C09
677987-0	3	56	2-C09
	3	58	2-C11
677994-6	8	418	4-J21
677995-3	8	418	4-J21
677999-5	8	418	4-J21
678009-2	8	418	4-J21
678010-0	8	418	4-J21
678012-6	8	418	4-J21
678013-4	8	418	4-J21
678014-2	8	420	4-J23
678015-9	8	420	4-J23
678026-6	8	22	3-E23
	8	26	3-F03
678034-0	5	22	3-A23
678040-7	5	22	3-A23
678041-5	5	22	3-A23
678042-3	2c	4	1-F05
	2c	10	1-F11
	2c	20	1-F21
678047-2	9	12	5-A13
678048-0	9	12	5-A13
678049-8	2d	4	1-J05
678050-6	5	24	3-B01
	5	26	3-B03
678052-2	5	24	3-B01
	5	26	3-B03
678062-1	3	90	2-D19
	3	92	2-D21
678065-4	3	90	2-D19
	3	92	2-D21
678066-2	3	90	2-D19
	3	92	2-D21
678072-0	8	18	3-E19
678073-8	8	18	3-E19
678076-1	9	4	5-A05
678077-9	8	130	3-J11
	8	134	3-J15
	8	138	3-J19
	8	144	3-K01
678078-7	8	130	3-J11
	8	134	3-J15
	8	138	3-J19
	8	144	3-K01
678091-0	5	18	3-A19
678093-6	8	130	3-J11
	8	136	3-J17
	8	140	3-J21
	8	144	3-K01
678094-4	8	130	3-J11
	8	136	3-J17
	8	140	3-J21
	8	144	3-K01
678096-9	8	374	4-I01
	8	376	4-I03
	8	378	4-I05
	8	380	4-I07
678124-9	5	18	3-A19
678129-8	8	418	4-J21
678130-6	8	418	4-J21
678131-4	8	418	4-J21
678141-3	5	4	3-A05
	5	8	3-A09
678142-1	5	4	3-A05
	5	8	3-A09
678143-9	5	4	3-A05
	5	8	3-A09
678144-7	5	4	3-A05
	5	8	3-A09
678145-4	5	8	3-A09
	5	10	3-A11
	5	12	3-A13
678147-0	5	8	3-A09
	5	10	3-A11
	5	12	3-A13
678155-3	5	4	3-A05
	5	8	3-A09
	5	10	3-A11
	5	12	3-A13
678158-7	2c	4	1-F05
	2c	10	1-F11
	2c	20	1-F21
	2c	30	1-G07
678167-8	8	100	3-I05
	8	108	3-I13
678168-6	8	100	3-I05
	8	108	3-I13
678176-9	8	100	3-I05
	8	108	3-I13
678178-5	3	96	2-E01
678179-3	3	94	2-D23
678181-9	3	98	2-E03
678197-5	8	420	4-J23
678198-3	8	218	4-B13
	8	222	4-B17
	8	228	4-B23
	8	232	4-C03
	8	234	4-C05
	8	240	4-C11
	8	244	4-C15
	8	248	4-C19
	8	252	4-C23
	8	258	4-D05
	8	262	4-D09
	8	264	4-D11
	8	268	4-D15
	8	274	4-D21
	8	278	4-E01
	8	282	4-E05
	8	286	4-E09
	8	292	4-E15
	8	294	4-E17
	8	298	4-E21
	8	304	4-F03
	8	308	4-F07
	8	314	4-F13
	8	316	4-F15
	8	322	4-F21
	8	326	4-G01
	8	328	4-G03
	8	334	4-G09
	8	340	4-G15
	8	346	4-G21
	8	352	4-H03
	8	358	4-H09
	8	362	4-H13
	8	366	4-H17
	8	368	4-H19
678199-1	8	218	4-B13
	8	222	4-B17
	8	228	4-B23
	8	232	4-C03
678199-1	8	236	4-C07
	8	240	4-C11
	8	244	4-C15
	8	248	4-C19
	8	254	4-D01
	8	258	4-D05
	8	262	4-D09
	8	264	4-D11
	8	270	4-D17
	8	274	4-D21
	8	280	4-E03
	8	282	4-E05
	8	286	4-E09
	8	292	4-E15
	8	296	4-E19
	8	300	4-E23
	8	304	4-F03
	8	308	4-F07
	8	314	4-F13
	8	318	4-F17
	8	322	4-F21
	8	326	4-G01
	8	330	4-G05
	8	334	4-G09
	8	340	4-G15
	8	346	4-G21
	8	352	4-H03
	8	358	4-H09
	8	362	4-H13
	8	366	4-H17
	8	368	4-H19
	8	370	4-H21
678200-7	8	164	3-K21
	8	168	3-L01
	8	172	3-L05
	8	176	3-L09
	8	180	3-L13
	8	184	4-A03
	8	188	4-A07
	8	190	4-A09
	8	196	4-A15
	8	202	4-A21
	8	206	4-B01
	8	210	4-B05
	8	212	4-B07
678201-5	8	164	3-K21
	8	168	3-L01
	8	172	3-L05
	8	176	3-L09
	8	180	3-L13
	8	184	4-A03
	8	188	4-A07
	8	190	4-A09
	8	196	4-A15
	8	202	4-A21
	8	206	4-B01
	8	210	4-B05
	8	212	4-B07
	8	218	4-B13
	8	222	4-B17
	8	232	4-C03
	8	234	4-C05
	8	236	4-C07
	8	240	4-C11
	8	244	4-C15
	8	248	4-C19
	8	254	4-D01
	8	258	4-D05
	8	262	4-D09
	8	264	4-D11
	8	268	4-D15
678201-5	8	270	4-D17
	8	274	4-D21
	8	278	4-E01
	8	280	4-E03
	8	282	4-E05
	8	286	4-E09
	8	292	4-E15
	8	296	4-E19
	8	298	4-E21
	8	300	4-E23
	8	304	4-F03
	8	308	4-F07
	8	314	4-F13
	8	316	4-F15
	8	318	4-F17
	8	322	4-F21
	8	326	4-G01
	8	328	4-G03
	8	330	4-G05
	8	334	4-G09
	8	340	4-G15
	8	346	4-G21
	8	352	4-H03
	8	354	4-H05
	8	358	4-H09
	8	362	4-H13
	8	366	4-H17
	8	368	4-H19
	8	370	4-H21
678204-9	8	22	3-E23
678205-6	8	22	3-E23
678218-9	8	388	4-I15
	8	394	4-I21
	8	406	4-J09
678220-5	8	388	4-I15
678222-1	8	388	4-I15
	8	394	4-I21
	8	406	4-J09
678224-7	8	388	4-I15
678226-2	4	14	2-F15
678228-8	8	28	3-F05
	8	30	3-F07
678229-6	8	28	3-F05
	8	30	3-F07
678230-4	9	16	5-A17
678236-1	8	84	3-H13
678237-9	5	18	3-A19
678238-7	8	374	4-I01
	8	376	4-I03
	8	378	4-I05
	8	380	4-I07
678240-3	6	34	3-D15
678241-1	6	34	3-D15
678242-9	2c	22	1-F23
	6	34	3-D15
678244-5	6	34	3-D15
678247-8	6	34	3-D15
678248-6	6	34	3-D15
678249-4	6	34	3-D15
678261-9	8	388	4-I15
678266-8	4	62	2-H15
678268-4	4	62	2-H15
678269-2	4	62	2-H15
678270-0	4	64	2-H17
678272-6	4	64	2-H17
678274-2	8	374	4-I01
	8	376	4-I03
678279-1	8	100	3-I05

Nummerregister — Numerical register

Grupp Group 10b — Sida Page 23

1979-11

Artikel nr Part No	Gr Gr	Sida Page	Koord. Grid
678279-1	8	108	3-I13
678281-7	3	74	2-D03
678282-5	8	130	3-J11
	8	134	3-J15
678283-3	8	130	3-J11
	8	134	3-J15
678308-8	6	4	3-C09
	6	34	3-D15
678320-3	4	26	2-G03
678321-1	6	34	3-D15
678325-2	8	404	4-J07
678326-0	8	404	4-J07
678327-8	8	404	4-J07
678330-2	8	404	4-J07
678337-7	8	100	3-I05
678343-5	8	404	4-J07
678347-6	3	100	2-E05
678361-7	3	68	2-C21
678362-5	3	68	2-C21
678365-8	4	64	2-H17
678369-0	3	6	2-A07
678371-6	8	390	4-I17
	8	396	4-I23
678373-2	5	30	3-B07
678380-7	8	84	3-H13
678394-8	4	24	2-G01
	4	62	2-H15
678407-8	5	40	3-B17
678440-9	5	40	3-B17
678441-7	5	40	3-B17
678444-1	5	40	3-B17
678446-6	8	10	3-E11
678452-4	8	32	3-F09
678476-3	8	148	3-K05
678482-1	8	148	3-K05
678490-4	8	148	3-K05
	8	150	3-K07
678491-2	8	148	3-K05
	8	150	3-K07
	8	152	3-K09
	8	154	3-K11
678492-0	8	148	3-K05
	8	150	3-K07
678493-8	8	148	3-K05
678494-6	8	148	3-K05
678495-3	8	148	3-K05
678499-5	8	150	3-K07
678500-0	8	150	3-K07
678505-9	8	150	3-K07
678506-7	8	84	3-H13
678516-6	2c	80	1-I09
	2c	82	1-I11
	2c	84	1-I13
678521-6	4	24	2-G01
678522-4	8	82	3-H11
678524-0	8	84	3-H13
678525-7	8	84	3-H13
678529-9	3	50	2-C03
678531-5	8	74	3-H03
678544-8	8	404	4-J07
678545-5	8	404	4-J07
678547-1	8	406	4-J09
678577-8	8	70	3-G23
678580-2	6	34	3-D15
678582-8	6	34	3-D15
678583-6	3	64	2-C17
678587-7	2c	90	1-I19
678620-6	5	38	3-B15
678626-3	5	38	3-B15
678628-9	5	38	3-B15
678631-3	5	38	3-B15
678633-9	5	38	3-B15
678634-7	5	38	3-B15
678635-4	5	38	3-B15
678636-2	5	38	3-B15
678637-0	5	38	3-B15
678655-2	2c	92	1-I21
678657-8	6	34	3-D15
678660-2	2c	90	1-I19
678670-1	2c	4	1-F05
	2c	8	1-F09
	2c	18	1-F19
678675-0	8	88	3-H17
678678-4	8	90	3-H19
678680-0	8	42	3-F19
678683-4	8	88	3-H17
678688-3	8	100	3-I05
	8	108	3-I13
678707-1	8	388	4-I15
678709-7	8	32	3-F09
678716-2	8	392	4-I19
	8	396	4-I23
678724-6	8	16	3-E17
678725-3	8	148	3-K05
	8	152	3-K09
678742-8	8	404	4-J07
678748-5	2c	80	1-I09
	2c	84	1-I13
678750-1	8	148	3-K05
678753-5	8	100	3-I05
	8	108	3-I13
678759-2	8	148	3-K05
678760-0	8	82	3-H11
678761-8	8	82	3-H11
678763-4	8	30	3-F07
678767-5	8	388	4-I15
678777-4	8	30	3-F07
678778-2	8	30	3-F07
678790-7	4	112	2-J17
	4	116	2-J21
678793-1	3	46	2-B23
678794-9	3	46	2-B23
678795-6	8	124	3-J05
678796-4	8	386	4-I13
	8	394	4-I21
	8	404	4-J07
678823-6	8	404	4-J07
678824-4	4	108	2-J13
678825-1	4	108	2-J13
678831-9	8	150	3-K07
678838-4	8	32	3-F09
678839-2	8	32	3-F09
678840-0	3	54	2-C07
678852-5	4	106	2-J11
	4	110	2-J15
678853-3	4	106	2-J11
	4	110	2-J15
678860-8	8	404	4-J07
678887-1	4	116	2-J21
678900-2	8	30	3-F07
678901-0	8	30	3-F07
678929-1	6	6	3-C11
	6	16	3-C21
678930-9	6	6	3-C11
	6	16	3-C21
678932-5	6	6	3-C11
678932-5	6	16	3-C21
678933-3	6	6	3-C11
	6	16	3-C21
678934-1	6	6	3-C11
	6	16	3-C21
678937-4	6	12	3-C17
678940-8	8	378	4-I05
678961-4	8	102	3-I07
	8	110	3-I15
678975-4	5	44	3-B21
678976-2	5	44	3-B21
678979-6	9	42	5-B19
678995-2	4	106	2-J11
678996-0	3	68	2-C21
678997-8	3	68	2-C21
679002-6	8	100	3-I05
	8	108	3-I13
679003-4	8	100	3-I05
	8	108	3-I13
679006-7	3	8	2-A09
679016-6	8	122	3-J03
679030-7	8	100	3-I05
679032-3	8	102	3-I07
679080-2	2a	8	1-C09
679084-4	8	130	3-J11
	8	134	3-J15
	8	138	3-J19
679085-1	8	130	3-J11
679111-5	2c	94	1-I23
679113-1	2c	94	1-I23
679116-4	2c	94	1-I23
679118-0	8	30	3-F07
679119-8	8	30	3-F07
679146-1	8	84	3-H13
679147-9	8	84	3-H13
679149-5	4	10	2-F11
679161-0	8	78	3-H07
679163-6	3	100	2-E05
679164-4	3	100	2-E05
679168-5	8	128	3-J09
679174-3	8	404	4-J07
679185-9	6	22	3-D03
679190-9	8	148	3-K05
679191-7	8	148	3-K05
679199-0	8	150	3-K07
679207-1	6	32	3-D13
679208-9	6	30	3-D11
679209-7	6	32	3-D13
679210-5	6	30	3-D11
679213-9	8	30	3-F07
679228-7	6	24	3-D05
679229-5	6	26	3-D07
679258-4	9	12	5-A13
	9	14	5-A15
679259-2	2c	4	1-F05
	2c	10	1-F11
	2c	20	1-F21
	2c	30	1-G07
679260-0	2c	80	1-I09
679261-8	2c	80	1-I09
679264-2	8	18	3-E19
679274-1	5	32	3-B09
679275-8	5	32	3-B09
679276-6	2b	8	1-E09
679283-2	2c	90	1-I19
679290-7	6	16	3-C21
679291-5	6	16	3-C21
679292-3	6	16	3-C21
679293-1	6	16	3-C21
679294-9	8	128	3-J09
679298-0	8	84	3-H13
679304-6	2c	90	1-I19
679305-3	3	60	2-C13
679306-1	3	60	2-C13
679307-9	3	60	2-C13
679308-7	3	60	2-C13
679309-5	3	60	2-C13
679310-3	3	60	2-C13
679311-1	3	60	2-C13
679312-9	3	60	2-C13
679313-7	3	60	2-C13
679314-5	3	60	2-C13
679315-2	3	60	2-C13
679316-0	3	60	2-C13
679317-8	2c	90	1-I19
679318-6	8	150	3-K07
679319-4	8	114	3-I19
	8	118	3-I23
	8	124	3-J05
679320-2	8	114	3-I19
	8	118	3-I23
	8	124	3-J05
679322-8	5	18	3-A19
679343-4	8	114	3-I19
	8	118	3-I23
	8	124	3-J05
679344-2	8	114	3-I19
	8	118	3-I23
	8	124	3-J05
679346-7	8	114	3-I19
	8	118	3-I23
	8	124	3-J05
679356-6	8	378	4-I05
	8	380	4-I07
679357-4	8	378	4-I05
	8	380	4-I07
679364-0	5	42	3-B19
679376-4	8	128	3-J09
679377-2	8	84	3-H13
679379-8	8	422	4-K01
679385-5	8	92	3-H21
679386-3	8	92	3-H21
679399-6	5	42	3-B19
679405-1	5	48	3-C01
679406-9	3	42	2-B19
679407-7	3	42	2-B19
679409-3	2b	8	1-E09
679410-1	9	4	5-A05
679411-9	8	392	4-I19
679429-1	2c	90	1-I19
679437-4	2c	90	1-I19
679451-5	4	112	2-J17
	4	116	2-J21
679469-7	8	378	4-I05
	8	380	4-I07
679471-3	9	20	5-A21
679472-1	5	28	3-B05
679473-9	5	30	3-B07
679479-6	5	30	3-B07
679480-4	9	4	5-A05
	9	8	5-A09
679486-1	9	6	5-A07
	9	10	5-A11
679487-9	9	4	5-A05
679489-5	8	416	4-J19
679505-8	8	410	4-J13

Artikel nr / Part No	Gr / Gr	Sida / Page	Koord. / Grid
679514-0	8	66	3-G19
679515-7	8	66	3-G19
679517-3	8	392	4-I19
	8	396	4-I23
679521-5	5	22	3-A23
679522-3	5	22	3-A23
679523-1	5	22	3-A23
679524-9	5	22	3-A23
679525-6	5	22	3-A23
679526-4	5	22	3-A23
679527-2	5	22	3-A23
679528-0	5	22	3-A23
679529-8	5	22	3-A23
679530-6	5	22	3-A23
679555-3	4	118	2-J23
679558-7	2c	80	1-I09
	2c	82	1-I11
679559-5	5	18	3-A19
679564-5	5	18	3-A19
679594-2	8	74	3-H03
679599-1	4	114	2-J19
	4	118	2-J23
679607-2	8	82	3-H11
679608-0	8	82	3-H11
679609-8	8	82	3-H11
679610-6	8	82	3-H11
679615-5	3	98	2-E03
679616-3	3	98	2-E03
679617-1	3	98	2-E03
679618-9	3	96	2-E01
679619-7	3	96	2-E01
679620-5	3	96	2-E01
679622-1	2a	4	1-C05
679623-9	2c	80	1-I09
	2c	82	1-I11
679636-1	8	392	4-I19
679641-1	8	74	3-H03
679642-9	8	34	3-F11
	8	36	3-F13
	8	38	3-F15
679652-8	8	34	3-F11
	8	36	3-F13
	8	38	3-F15
679653-6	8	34	3-F11
	8	36	3-F13
	8	38	3-F15
679655-1	4	114	2-J19
679658-5	2c	80	1-I09
	2c	82	1-I11
679663-5	5	44	3-B21
679667-6	8	378	4-I05
679668-4	8	378	4-I05
679669-2	8	378	4-I05
679670-0	5	44	3-B21
679680-9	8	378	4-I05
679685-8	8	388	4-I15
	8	394	4-I21
679694-0	5	18	3-A19
679700-5	4	62	2-H15
679704-7	4	62	2-H15
679705-4	6	10	3-C15
679706-2	2d	4	1-J05
	2d	8	1-J09
679707-0	2d	4	1-J05
	2d	8	1-J09
679715-3	5	38	3-B15
679738-5	8	418	4-J21
679744-3	6	8	3-C13
679746-8	4	62	2-H15
679747-6	8	390	4-I17
	8	396	4-I23
679754-2	2d	14	1-J15
	8	8	3-E09
	8	78	3-H07
679756-7	3	54	2-C07
679758-3	8	60	3-G13
679759-1	8	422	4-K01
679761-7	5	48	3-C01
679764-1	5	48	3-C01
679792-2	8	108	3-I13
679793-0	8	108	3-I13
679799-7	8	146	3-K03
679800-3	8	52	3-G05
	8	60	3-G13
679824-3	8	18	3-E19
679825-0	4	26	2-G03
679852-4	3	86	2-D15
679862-3	8	52	3-G05
	8	60	3-G13
	8	84	3-H13
679873-0	8	416	4-J19
679898-7	8	112	3-I17
	8	116	3-I21
	8	122	3-J03
679907-6	8	410	4-J13
679908-4	3	96	2-E01
679909-2	4	10	2-F11
679910-0	5	48	3-C01
679912-6	5	48	3-C01
679913-4	5	48	3-C01
679921-7	8	10	3-E11
679922-5	4	10	2-F11
	5	48	3-C01
679925-8	4	10	2-F11
679929-0	5	48	3-C01
679937-3	8	128	3-J09
679938-1	5	18	3-A19
679939-9	3	88	2-D17
679948-0	4	24	2-G01
	4	62	2-H15
679951-4	4	24	2-G01
	4	62	2-H15
679952-2	4	24	2-G01
	4	62	2-H15
679953-0	4	24	2-G01
	4	62	2-H15
679954-8	4	24	2-G01
	4	62	2-H15
679955-5	3	74	2-D03
679956-3	9	4	5-A05
679957-1	8	102	3-I07
	8	110	3-I15
679958-9	4	62	2-H15
679959-7	4	62	2-H15
679963-9	2c	4	1-F05
	2c	8	1-F09
	2c	18	1-F19
	2c	30	1-G07
679967-0	8	118	3-I23
	8	124	3-J05
679968-8	8	118	3-I23
	8	126	3-J07
679979-5	8	114	3-I19
	8	118	3-I23
	8	126	3-J07
679988-6	8	56	3-G09
679989-4	8	56	3-G09
680006-4	4	24	2-G01
680008-0	4	24	2-G01
680009-8	8	70	3-G23
680010-6	8	70	3-G23
680011-4	2d	18	1-J19
	2d	22	1-J23
	4	10	2-F11
	5	48	3-C01
680015-5	5	32	3-B09
680016-3	5	34	3-B11
680017-1	3	62	2-C15
	3	68	2-C21
680019-7	8	76	3-H05
680020-5	8	76	3-H05
680022-1	8	56	3-G09
	8	64	3-G17
680023-9	3	44	2-B21
680024-7	3	44	2-B21
680033-8	8	104	3-I09
680034-6	8	104	3-I09
680035-3	8	422	4-K01
680036-1	8	422	4-K01
680038-7	3	56	2-C09
	3	58	2-C11
680039-5	3	56	2-C09
	3	58	2-C11
680044-5	8	410	4-J13
	8	414	4-J17
680046-0	8	70	3-G23
680052-8	8	420	4-J23
680053-6	8	420	4-J23
680056-9	8	418	4-J21
680057-7	8	418	4-J21
680070-0	6	16	3-C21
	6	18	3-C23
680071-8	6	16	3-C21
	6	18	3-C23
680086-6	8	70	3-G23
680092-4	3	74	2-D03
	3	80	2-D09
680093-2	3	76	2-D05
680097-3	8	374	4-I01
	8	376	4-I03
	8	378	4-I05
	8	380	4-I07
680099-9	8	148	3-K05
	8	150	3-K07
	8	152	3-K09
680116-1	3	44	2-B21
680117-9	3	44	2-B21
680119-5	6	8	3-C13
680120-3	2d	18	1-J19
680122-9	8	52	3-G05
	8	60	3-G13
680128-6	8	102	3-I07
	8	108	3-I13
680148-4	8	78	3-H07
680153-4	8	112	3-I17
	8	116	3-I21
	8	122	3-J03
680154-2	8	112	3-I17
	8	116	3-I21
	8	122	3-J03
680196-3	3	74	2-D03
680214-4	8	26	3-F03
	8	30	3-F07
680215-1	8	26	3-F03
680215-1	8	30	3-F07
680216-9	8	22	3-E23
680217-7	8	22	3-E23
680232-6	9	6	5-A07
	9	10	5-A11
680233-4	9	6	5-A07
	9	10	5-A11
680262-3	8	114	3-I19
	8	118	3-I23
	8	124	3-J05
680263-1	8	114	3-I19
	8	118	3-I23
	8	124	3-J05
680266-4	8	50	3-G03
680280-5	8	390	4-I17
680285-4	8	88	3-H17
680286-2	8	88	3-H17
680295-3	8	60	3-G13
680296-1	8	60	3-G13
680304-3	9	4	5-A05
680310-0	5	36	3-B13
680315-9	5	36	3-B13
680316-7	5	36	3-B13
680317-5	5	36	3-B13
680320-9	8	392	4-I19
680321-7	8	98	3-I03
680324-1	8	376	4-I03
	8	378	4-I05
	8	380	4-I07
680327-4	8	164	3-K21
	8	168	3-L01
	8	172	3-L05
	8	176	3-L09
	8	180	3-L13
	8	218	4-B13
	8	224	4-B19
	8	228	4-B23
	8	232	4-C03
	8	236	4-C07
	8	286	4-E09
	8	292	4-E15
680329-0	9	12	5-A13
	9	14	5-A15
680330-8	9	12	5-A13
	9	14	5-A15
680331-6	9	12	5-A13
	9	14	5-A15
680344-9	5	20	3-A21
680345-6	5	20	3-A21
680359-7	6	4	3-C09
680360-5	6	4	3-C09
680362-1	9	6	5-A07
680363-9	3	78	2-D07
	3	84	2-D13
680364-7	3	68	2-C21
	3	82	2-D11
680365-4	3	68	2-C21
	3	84	2-D13
680369-6	8	52	3-G05
680370-4	8	52	3-G05
680371-2	8	52	3-G05
680400-9	8	414	4-J17
680408-2	6	4	3-C09
680409-0	6	4	3-C09
680420-7	8	32	3-F09
680421-5	8	32	3-F09
680422-3	8	74	3-H03
680442-1	8	90	3-H19

Nummerregister — Numerical register

Grupp Group 10b — Sida Page 25

1979-11

Artikel nr Part No	Gr Gr	Sida Page	Koord. Grid
680443-9	8	90	3-H19
680444-7	8	90	3-H19
680445-4	8	90	3-H19
680451-2	3	94	2-D23
680452-0	3	94	2-D23
680458-7	8	52	3-G05
	8	60	3-G13
680459-5	8	52	3-G05
	8	60	3-G13
680462-9	8	114	3-I19
	8	118	3-I23
	8	124	3-J05
680466-0	8	114	3-I19
	8	118	3-I23
	8	124	3-J05
680467-8	8	114	3-I19
	8	118	3-I23
	8	124	3-J05
680472-8	3	86	2-D15
680473-6	9	4	5-A05
680485-0	3	50	2-C03
680486-8	3	50	2-C03
680488-4	3	50	2-C03
680507-1	3	98	2-E03
680517-0	5	8	3-A09
680529-5	5	10	3-A11
	5	12	3-A13
680531-1	5	10	3-A11
	5	12	3-A13
680532-9	5	10	3-A11
	5	12	3-A13
680533-7	8	412	4-J15
	8	414	4-J17
680538-6	2c	20	1-F21
	2c	32	1-G09
	8	102	3-I07
	8	110	3-I15
680539-4	8	378	4-I05
	8	380	4-I07
680546-9	3	98	2-E03
680549-3	3	90	2-D19
	3	92	2-D21
680556-8	8	12	3-E13
680558-4	9	24	5-B01
680559-2	8	82	3-H11
680598-0	2c	94	1-I23
680609-5	8	122	3-J03
680610-3	8	122	3-J03
680611-1	8	122	3-J03
680612-9	8	122	3-J03
680628-5	4	18	2-F19
680629-3	4	18	2-F19
680638-4	6	8	3-C13
680639-2	5	42	3-B19
680642-6	2c	80	1-I09
	2c	82	1-I11
680652-5	8	164	3-K21
	8	168	3-L01
	8	172	3-L05
	8	176	3-L09
	8	180	3-L13
	8	218	4-B13
	8	222	4-B17
	8	228	4-B23
	8	232	4-C03
	8	234	4-C05
	8	286	4-E09
	8	292	4-E15
680652-5	8	304	4-F03
	8	308	4-F07
	8	314	4-F13
	8	316	4-F15
680660-8	8	52	3-G05
	8	60	3-G13
680662-4	8	52	3-G05
	8	60	3-G13
680663-2	8	52	3-G05
	8	60	3-G13
680720-0	8	374	4-I01
680730-9	8	164	3-K21
	8	168	3-L01
	8	172	3-L05
	8	176	3-L09
	8	180	3-L13
	8	184	4-A03
	8	188	4-A07
	8	192	4-A11
	8	218	4-B13
	8	222	4-B17
	8	228	4-B23
	8	232	4-C03
	8	234	4-C05
	8	280	4-E01
	8	282	4-E05
	8	286	4-E09
	8	292	4-E15
	8	296	4-E19
	8	300	4-E23
	8	304	4-F03
	8	308	4-F07
	8	314	4-F13
	8	316	4-F15
	8	322	4-F21
	8	326	4-G01
	8	328	4-G03
680734-1	2d	18	1-J19
	2d	22	1-J23
680735-8	2d	18	1-J19
	2d	22	1-J23
680743-2	2c	80	1-I09
	2c	82	1-I11
680753-1	8	98	3-I03
	8	106	3-I11
680754-9	8	98	3-I03
	8	106	3-I11
680759-8	8	98	3-I03
	8	106	3-I11
680760-6	8	98	3-I03
	8	106	3-I11
680823-2	3	78	2-D07
680825-7	3	78	2-D07
680826-5	3	78	2-D07
680829-9	6	32	3-D13
680830-7	6	30	3-D11
680835-6	5	28	3-B05
680841-4	9	4	5-A05
	9	8	5-A09
680843-0	9	4	5-A05
	9	8	5-A09
680844-8	9	4	5-A05
	9	8	5-A09
680845-5	8	102	3-I07
	8	110	3-I15
680872-9	9	4	5-A05
680872-9	9	8	5-A09
680873-7	2b	8	1-E09
680896-8	3	68	2-C21
680903-2	8	146	3-K03
680907-3	5	30	3-B07
680908-1	5	32	3-B09
680909-9	5	30	3-B07
680912-3	5	30	3-B07
680934-7	4	62	2-H15
680947-9	8	10	3-E11
680948-7	8	10	3-E11
680953-7	8	98	3-I03
	8	106	3-I11
680955-2	8	106	3-I11
680956-0	8	46	3-F23
680961-0	8	46	3-F23
680962-8	8	46	3-F23
680964-4	8	46	3-F23
680982-6	8	390	4-I17
681043-6	2c	84	1-I13
681044-4	8	12	3-E13
681082-4	8	392	4-I19
681083-2	8	392	4-I19
681089-9	8	46	3-F23
681091-5	8	46	3-F23
681092-3	8	46	3-F23
681095-6	8	46	3-F23
681096-4	8	46	3-F23
681097-2	8	46	3-F23
681098-0	8	46	3-F23
681099-8	8	46	3-F23
681100-4	8	46	3-F23
681101-2	8	46	3-F23
681102-0	8	46	3-F23
681103-8	8	46	3-F23
681104-6	8	46	3-F23
681106-1	8	46	3-F23
681122-8	8	18	3-E19
681125-1	3	88	2-D17
681129-3	3	70	2-C23
	9	36	5-B13
681135-0	2d	18	1-J19
	2d	22	1-J23
681137-6	2d	18	1-J19
	2d	22	1-J23
681156-6	3	44	2-B21
681157-4	3	44	2-B21
681164-0	3	44	2-B21
681165-7	3	44	2-B21
681172-3	3	48	2-C01
681173-1	3	48	2-C01
681174-9	3	48	2-C01
681175-6	3	48	2-C01
681186-3	8	392	4-I19
	8	396	4-I23
681190-5	8	392	4-I19
681204-4	3	78	2-D07
681205-1	3	78	2-D07
681206-9	8	84	3-H13
681207-7	3	56	2-C09
	3	58	2-C11
681209-3	9	4	5-A05
	9	8	5-A09
681210-1	9	4	5-A05
	9	8	5-A09
681211-9	9	4	5-A05
	9	8	5-A09
681234-1	8	388	4-I15
681235-8	8	388	4-I15
681289-5	9	6	5-A07
	9	10	5-A11
681306-7	8	46	3-F23
681315-8	8	418	4-J21
681318-2	2c	90	1-I19
681320-8	2c	90	1-I19
681340-6	3	80	2-D09
681346-3	6	36	3-D17
681347-1	6	36	3-D17
681348-9	6	36	3-D17
681349-7	6	36	3-D17
681350-5	6	36	3-D17
681351-3	6	36	3-D17
681352-1	6	36	3-D17
681353-9	6	36	3-D17
681355-4	6	36	3-D17
681356-2	6	36	3-D17
681357-0	6	36	3-D17
681358-8	6	36	3-D17
681359-6	6	36	3-D17
681360-4	6	36	3-D17
681361-2	6	36	3-D17
681363-8	6	36	3-D17
681364-6	6	36	3-D17
681366-1	6	36	3-D17
681367-9	6	36	3-D17
681368-7	6	36	3-D17
681369-5	6	36	3-D17
681371-1	6	36	3-D17
681372-9	6	36	3-D17
681374-5	6	36	3-D17
681375-2	6	36	3-D17
681376-0	6	36	3-D17
681380-2	6	36	3-D17
681383-6	6	36	3-D17
681385-1	6	36	3-D17
681388-5	6	38	3-D19
681390-1	6	38	3-D19
681391-9	6	38	3-D19
681394-3	6	36	3-D17
681395-0	6	26	3-D17
681396-8	6	36	3-D17
681397-6	6	38	3-D19
681398-4	6	38	3-D19
681399-2	6	38	3-D19
681400-8	6	38	3-D19
681401-6	6	38	3-D19
681402-4	6	38	3-D19
681403-2	6	38	3-D19
681404-0	6	38	3-D19
681406-5	6	38	3-D19
681407-3	6	38	3-D19
681432-1	8	46	3-F23
681437-0	2c	80	1-I09
	2c	82	1-I11
681438-8	9	22	5-A23
681439-6	3	78	2-D07
681442-0	3	50	2-C03
681443-8	3	50	2-C03
681447-9	8	102	3-I07
	8	110	3-I15
681448-7	3	48	2-C01
	3	50	2-C03
681450-3	3	6	2-A07
	8	16	3-E17
681456-0	5	8	3-A09
681470-1	3	58	2-C11

Sida / Page 26 — Grupp / Group 10b — Nummerregister / Numerical register — 1979-11

Artikel nr / Part No	Gr / Gr	Sida / Page	Koord. / Grid
681471-9	3	58	2-C11
681472-7	3	58	2-C11
681473-5	3	58	2-C11
681474-3	3	58	2-C11
681476-8	3	58	2-C11
681478-4	3	80	2-D09
681503-9	3	94	2-D23
681521-1	8	12	3-E13
681522-9	8	12	3-E13
681523-7	8	12	3-E13
681524-5	8	390	4-I17
681528-6	8	54	3-G07
	8	62	3-G15
681529-4	8	10	3-E11
681530-2	8	388	4-I15
681533-6	9	28	5-B05
	9	30	5-B07
681538-5	5	36	3-B13
681539-3	4	62	2-H15
681560-9	4	18	2-F19
681569-0	8	374	4-I01
	8	376	4-I03
681570-8	8	404	4-J07
681572-4	3	100	2-E05
681574-0	3	94	2-D23
681575-7	3	94	2-D23
681578-1	3	80	2-D09
681585-6	6	12	3-C17
681586-4	6	12	3-C17
681589-8	6	12	3-C17
681590-6	6	12	3-C17
681599-7	3	64	2-C17
681607-8	2c	82	1-I11
681609-4	2c	82	1-I11
681610-2	8	114	3-I19
681617-7	3	50	2-C03
681618-5	3	50	2-C03
681645-8	3	90	2-D19
	3	92	2-D21
681646-6	3	90	2-D19
	3	92	2-D21
681647-4	3	90	2-D19
	3	92	2-D21
681654-0	5	38	3-B15
681658-1	5	38	3-B15
681659-9	5	18	3-A19
	5	50	3-C03
681661-5	9	6	5-A07
	9	10	5-A11
681667-2	4	4	2-F05
681670-6	4	4	2-F05
681671-4	2d	8	1-J09
681672-2	2d	8	1-J09
681673-0	2d	10	1-J11
681684-7	5	50	3-C03
681723-3	8	410	4-J13
681728-2	8	410	4-J13
681736-5	8	102	3-I07
	8	110	3-I15
681742-3	8	404	4-J07
681743-1	8	404	4-J07
681777-9	8	46	3-F23
681812-4	9	12	5-A13
681814-0	6	12	3-C17
681823-1	8	46	3-F23
681848-8	3	78	2-D07
681850-4	3	78	2-D07
681852-0	2c	80	1-I09
681852-0	2c	84	1-I13
	2c	86	1-I15
681853-8	2c	84	1-I13
681854-6	6	38	3-D19
681857-9	3	64	2-C17
681858-7	3	64	2-C17
681865-2	5	50	3-C03
681866-0	5	50	3-C03
681867-8	5	50	3-C03
681880-1	8	374	4-I01
	8	376	4-I03
	8	378	4-I05
	8	380	4-I07
681881-9	8	374	4-I01
	8	376	4-I03
	8	378	4-I05
	8	380	4-I07
681882-7	8	88	3-H17
	8	92	3-H21
681883-5	6	38	3-D19
681923-9	3	42	2-B19
681934-6	3	74	2-D03
681935-3	3	78	2-D07
681960-1	4	6	2-F07
681963-5	5	28	3-B05
682002-1	3	56	2-C09
	3	58	2-C11
682005-4	8	410	4-J13
682007-0	3	96	2-E01
682021-1	8	112	3-I17
	8	116	3-I21
	8	122	3-J03
682022-9	8	112	3-I17
	8	116	3-I21
	8	122	3-J03
682023-7	8	112	3-I17
	8	116	3-I21
	8	122	3-J03
682024-5	8	122	3-J03
682025-2	8	112	3-I17
	8	116	3-I21
	8	122	3-J03
682040-1	8	12	3-E13
682043-5	2c	86	1-I15
682065-8	8	392	4-I19
682072-4	5	38	3-B15
682073-2	5	38	3-B15
682074-0	5	38	3-B15
682075-7	5	38	3-B15
682083-1	3	72	2-D01
682086-4	6	28	3-D09
682101-1	5	18	3-A19
682144-1	4	102	2-J07
682235-7	8	392	4-I19
	8	396	4-I23
682274-6	8	18	3-E19
682275-3	5	42	3-B19
682277-9	5	46	3-B23
682279-5	5	42	3-B19
682280-3	5	44	3-B21
682282-9	5	44	3-B21
682309-0	5	4	3-A05
682310-8	5	4	3-A05
682319-9	8	386	4-I13
	8	394	4-I21
682320-7	8	386	4-I13
	8	394	4-I21
682321-5	8	112	3-I17
682321-5	8	116	3-I21
	8	122	3-J03
682322-3	8	386	4-I13
	8	396	4-I23
682323-1	8	386	4-I13
	8	396	4-I23
682340-5	3	68	2-C21
682342-1	9	14	5-A15
682343-9	9	14	5-A15
682346-2	9	14	5-A15
682347-0	9	14	5-A15
682348-8	9	14	5-A15
682349-6	9	14	5-A15
682350-4	9	14	5-A15
682352-0	9	14	5-A15
682353-8	9	8	5-A09
682362-9	8	82	3-H11
682364-5	8	82	3-H11
682365-2	8	82	3-H11
682368-6	6	26	3-D07
682369-4	6	26	3-D07
682370-2	5	42	3-B19
682374-4	6	36	3-D17
682376-9	9	8	5-A09
682377-7	9	8	5-A09
682378-5	9	8	5-A09
682379-3	8	22	3-E23
	8	26	3-F03
682380-1	8	22	3-E23
	8	26	3-F03
682388-4	3	100	2-E05
682412-2	9	8	5-A09
682413-0	9	8	5-A09
682422-1	9	14	5-A15
682437-9	9	28	5-B05
	9	32	5-B09
682441-1	9	18	5-A19
682443-7	8	40	3-F17
682450-2	2d	10	1-J11
	2d	14	1-J15
682466-8	3	102	2-E07
	8	378	4-I05
	8	380	4-I07
682477-5	8	98	3-I03
	8	106	3-I11
682510-3	9	14	5-A15
682512-9	9	14	5-A15
682521-0	8	150	3-K07
682529-3	8	98	3-I03
	8	106	3-I11
682547-5	9	30	5-B07
682549-1	2d	8	1-J09
682551-7	2d	8	1-J09
682553-3	2d	8	1-J09
682555-8	2d	10	1-J11
682557-4	2d	10	1-J11
682559-0	2d	10	1-J11
682561-6	2d	10	1-J11
682563-2	2d	10	1-J11
682565-7	2d	10	1-J11
682568-1	3	74	2-D03
682569-9	3	74	2-D03
682604-4	3	94	2-D23
682607-7	3	98	2-E03
682609-3	3	98	2-E03
682614-3	6	12	3-C17
682621-8	8	422	4-K01
682632-5	8	400	4-J03
682633-3	8	402	4-J05
682636-6	9	8	5-A09
	9	16	5-A17
682639-0	9	14	5-A15
682640-8	9	14	5-A15
682669-7	2c	90	1-I19
682679-6	6	32	3-D13
682707-5	4	108	2-J13
682772-9	3	44	2-B21
682774-5	3	48	2-C01
	3	50	2-C03
682775-2	3	44	2-B21
	3	48	2-C01
	3	50	2-C03
682777-8	3	44	2-B21
	3	48	2-C01
	3	50	2-C03
682778-6	3	44	2-B21
	3	48	2-C01
	3	50	2-C03
682787-7	8	98	3-I03
682792-7	8	12	3-E13
682810-7	3	44	2-B21
682841-2	8	386	4-I13
	8	394	4-I21
682848-7	8	88	3-H17
	8	92	3-H21
682849-5	8	88	3-H17
	8	92	3-H21
682850-3	8	88	3-H17
	8	92	3-H21
682851-1	8	88	3-H17
	8	92	3-H21
682892-5	8	76	3-H05
682898-2	6	8	3-C13
682915-4	2d	14	1-J15
682948-5	8	402	4-J05
682949-3	8	402	4-J05
682950-1	8	402	4-J05
682962-6	8	68	3-G21
682963-4	3	88	2-D17
682968-3	8	180	3-L13
	8	184	4-A03
	8	188	4-A07
	8	192	4-A11
	8	196	4-A15
	8	202	4-A21
	8	206	4-B01
	8	210	4-B05
	8	212	4-B07
	8	240	4-C11
	8	244	4-C15
	8	248	4-C19
	8	254	4-D01
	8	258	4-D05
	8	262	4-D09
	8	264	4-D11
	8	270	4-D17
	8	274	4-D21
	8	280	4-E03
	8	282	4-E05
	8	296	4-E19
	8	300	4-E23
682973-3	9	14	5-A15
682982-4	8	412	4-J15
	8	414	4-J17
682986-5	8	68	3-G21
	8	70	3-G23

Nummerregister — Numerical register

Grupp Group 10b — Sida Page 27

1979-11

Artikel nr Part No	Gr Gr	Sida Page	Koord. Grid
682989-9	8	68	3-G21
682990-7	8	68	3-G21
683003-8	8	68	3-G21
	8	70	3-G23
683024-4	8	422	4-K01
683031-9	8	44	3-F21
683033-5	8	44	3-F21
683035-0	8	44	3-F21
683036-8	8	44	3-F21
683040-0	8	44	3-F21
683045-9	8	44	3-F21
683046-7	8	44	3-F21
683085-5	8	122	3-J03
683086-3	8	122	3-J03
683087-1	8	122	3-J03
683088-9	8	122	3-J03
683089-7	8	372	4-H23
683090-5	8	372	4-H23
683091-3	8	372	4-H23
683093-9	8	382	4-I09
683094-7	8	382	4-I09
683095-4	8	380	4-I07
683096-2	8	372	4-H23
683098-8	8	380	4-I07
683099-6	8	380	4-I07
683100-2	8	156	3-K13
683101-0	8	156	3-K13
683102-8	8	156	3-K13
683104-4	8	156	3-K13
683105-1	8	156	3-K13
683107-7	8	156	3-K13
683108-5	8	156	3-K13
683109-3	8	156	3-K13
683122-6	8	44	3-F21
683123-4	8	44	3-F21
683125-9	8	44	3-F21
683126-7	8	44	3-F21
683134-1	8	154	3-K11
683135-8	8	154	3-K11
683141-6	8	44	3-F21
683148-1	8	44	3-F21
683149-9	8	44	3-F21
683150-7	8	82	3-H11
683158-0	8	86	3-H15
683159-8	8	86	3-H15
683164-8	8	86	3-H15
683165-5	8	86	3-H15
683166-3	8	86	3-H15
683167-1	8	86	3-H15
683168-9	8	86	3-H15
683170-5	3	98	2-E03
683171-3	3	98	2-E03
683174-7	8	156	3-K13
683213-3	8	44	3-F21
683214-1	8	44	3-F21
683232-3	6	8	3-C13
683258-8	8	374	4-I01
	8	376	4-I03
683263-8	6	22	3-D03
683264-6	6	22	3-D03
683265-3	6	22	3-D03
683266-1	6	22	3-D03
683267-9	6	30	3-D11
683268-7	6	8	3-C13
683286-9	8	70	3-G23
683287-7	8	70	3-G23
683288-5	8	70	3-G23
683289-3	8	70	3-G23
683290-1	4	114	2-J19
	4	120	2-K01
683303-2	6	30	3-D11
683335-4	2c	82	1-I11
683348-7	5	28	3-B05
683349-5	5	34	3-B11
683350-3	5	34	3-B11
683372-7	2c	12	1-F13
683395-8	2c	8	1-F09
	2c	18	1-F19
	2c	30	1-G07
683408-9	3	82	2-D11
	9	34	5-B11
683423-8	4	118	2-J23
683429-5	6	32	3-D13
683499-8	8	114	3-I19
	8	118	3-I23
	8	126	3-J07
683502-9	3	46	2-B23
683503-7	3	48	2-C01
683508-6	3	46	2-B23
683509-4	3	46	2-B23
683514-4	3	50	2-C03
683515-1	3	50	2-C03
683520-1	3	50	2-C03
683521-9	3	50	2-C03
683532-6	8	22	3-E23
	8	24	3-F01
683533-4	8	22	3-E23
	8	24	3-F01
683534-2	4	108	2-J13
683537-5	4	108	2-J13
683538-3	4	118	2-J23
683541-7	2b	8	1-E09
683553-2	8	98	3-I03
	8	108	3-I13
683554-0	8	98	3-I03
	8	108	3-I13
683556-5	8	98	3-I03
	8	108	3-I13
683576-3	9	32	5-B09
683604-3	8	82	3-H11
683605-0	9	24	5-B01
683627-4	8	82	3-H11
683628-2	2d	8	1-J09
	2d	14	1-J15
683636-5	8	16	3-E17
683644-9	8	58	3-G11
683645-6	8	66	3-G19
683646-4	8	58	3-G11
683648-0	4	62	2-H15
683652-2	8	188	4-A07
683653-0	8	188	4-A07
683654-8	8	188	4-A07
683655-5	8	188	4-A07
683665-4	8	100	3-I05
	8	108	3-I13
683666-2	8	100	3-I05
683669-6	8	98	3-I03
	8	108	3-I13
683683-7	5	32	3-B09
683693-6	4	102	2-J07
683694-4	4	102	2-J07
683699-3	8	88	3-H17
	8	92	3-H21
683701-7	8	88	3-H17
	8	92	3-H21
683718-1	2c	82	1-I11
683719-9	2c	82	1-I11
683740-5	8	130	3-J11
	8	134	3-J15
	8	138	3-J19
	8	144	3-K01
683751-2	9	24	5-B01
	9	28	5-B05
683756-1	6	30	3-D11
683760-3	6	22	3-D03
683769-4	8	100	3-I05
	8	108	3-I13
683845-2	2b	6	1-E07
683850-2	8	152	3-K09
	8	154	3-K11
683861-9	8	88	3-H17
	8	92	3-H21
683881-7	9	34	5-B11
683882-5	9	34	5-B11
683883-3	9	34	5-B11
683888-2	9	34	5-B11
683900-5	3	90	2-D19
683901-3	3	90	2-D19
683902-1	3	90	2-D19
	3	92	2-D21
683903-9	3	64	2-C17
683916-1	4	114	2-J19
	4	120	2-K01
683917-9	8	68	3-G21
	8	70	3-G23
683921-1	3	96	2-E01
683931-0	5	14	3-A15
683932-8	5	14	3-A15
683933-6	9	18	5-A19
683946-8	8	422	4-K01
683955-9	8	70	3-G23
683956-7	8	70	3-G23
683957-5	8	70	3-G23
683958-3	8	70	3-G23
683959-1	8	70	3-G23
683964-1	4	106	2-J11
	4	110	2-J15
683968-2	8	70	3-G23
683969-0	8	70	3-G23
683970-8	8	92	3-H21
683971-6	8	92	3-H21
683976-5	8	92	3-H21
683977-3	8	92	3-H21
683982-3	8	90	3-H19
683983-1	8	90	3-H19
683984-9	8	92	3-H21
684000-3	6	28	3-D09
684004-5	8	180	3-L13
	8	184	4-A03
	8	188	4-A07
	8	192	4-A11
	8	240	4-C11
	8	244	4-C15
	8	248	4-C19
	8	282	4-E05
	8	296	4-E19
	8	300	4-E23
	8	322	4-F21
	8	326	4-G01
	8	328	4-G03
684005-2	8	180	3-L13
	8	184	4-A03
	8	188	4-A07
	8	192	4-A11
684005-2	8	240	4-C11
	8	244	4-C15
	8	248	4-C19
	8	282	4-E05
	8	296	4-E19
	8	300	4-E23
	8	322	4-F21
	8	326	4-G01
	8	328	4-G03
684021-9	3	98	2-E03
684041-7	2c	84	1-I13
684042-5	2c	80	1-I09
	2c	84	1-I13
684043-3	3	48	2-C01
	3	50	2-C03
684048-2	3	74	2-D03
684049-0	3	74	2-D03
684053-2	3	78	2-D07
684063-1	2c	4	1-F05
	2c	8	1-F09
	2c	18	1-F19
	2c	30	1-G07
684069-8	2c	20	1-F21
	2c	30	1-G07
684072-2	2c	18	1-F19
684119-1	2c	20	1-F21
	2c	32	1-G09
684121-7	2c	20	1-F21
	2c	30	1-G07
684122-5	2c	20	1-F21
	2c	30	1-G07
684127-4	9	10	5-A11
684131-6	9	14	5-A15
684132-4	4	102	2-J07
684147-2	8	152	3-K09
	8	154	3-K11
684148-0	8	152	3-K09
	8	154	3-K11
684198-5	2c	94	1-I23
684201-7	8	46	3-F23
684202-5	8	46	3-F23
684212-4	3	68	2-C21
	3	70	2-C23
	3	72	2-D01
684264-5	8	78	3-H07
684281-9	9	38	5-B15
684306-4	8	418	4-J21
684313-0	4	118	2-J23
684325-4	9	34	5-B11
684326-2	9	34	5-B11
684358-5	5	36	3-B13
684359-3	5	36	3-B13
684361-9	5	36	3-B13
684366-8	5	36	3-B13
684417-9	8	98	3-I03
	8	106	3-I11
684420-3	4	24	2-G01
	4	62	2-H15
684425-2	8	70	3-G23
684426-0	5	8	3-A09
684427-8	5	8	3-A09
684428-6	5	10	3-A11
684429-4	5	10	3-A11
684432-8	5	4	3-A05
684433-6	5	4	3-A05
684434-4	8	100	3-I05
	8	108	3-I13
684442-7	8	114	3-I19

Artikel nr / Part No	Gr / Gr	Sida / Page	Koord. / Grid
684442-7	8	118	3-I23
	8	124	3-J05
684443-5	8	114	3-I19
	8	118	3-I23
	8	124	3-J05
684451-8	8	392	4-I19
684453-4	4	24	2-G01
	4	62	2-H15
684462-5	8	72	3-H01
684463-3	8	72	3-H01
684473-2	8	372	4-H23
684474-0	8	372	4-H23
684475-7	8	372	4-H23
684479-9	8	154	3-K11
684488-0	3	54	2-C07
684490-6	9	34	5-B11
684552-3	9	18	5-A19
684560-6	8	70	3-G23
684561-4	8	70	3-G23
684570-5	6	8	3-C13
684571-3	6	8	3-C13
684576-2	2c	82	1-I11
684581-2	2d	14	1-J15
684584-6	2d	14	1-J15
684586-1	5	30	3-B07
684590-3	2c	90	1-I19
684591-1	2c	90	1-I19
684592-9	2c	94	1-I23
684593-7	2c	94	1-I23
684622-4	3	90	2-D19
684623-2	3	90	2-D19
	3	92	2-D21
684624-0	3	90	2-D19
684644-8	9	18	5-A19
684663-8	2c	82	1-I11
684664-6	2c	82	1-I11
684666-1	4	6	2-F07
684730-5	2c	82	1-I11
684731-3	6	8	3-C13
684738-8	8	50	3-G03
684754-5	8	8	3-E09
684755-2	8	8	3-E09
684765-1	6	22	3-D03
	6	30	3-D11
684766-9	6	22	3-D03
	6	30	3-D11
684767-7	6	22	3-D03
	6	30	3-D11
684768-5	6	22	3-D03
	6	30	3-D11
684812-1	2c	82	1-I11
684830-3	8	56	3-G09
	8	64	3-G17
684835-2	6	28	3-D09
684837-8	6	28	3-D09
684838-6	6	28	3-D09
684869-1	2c	82	1-I11
684873-3	4	118	2-J23
684903-8	6	30	3-D11
684904-6	6	30	3-D11
684905-3	6	30	3-D11
684906-1	6	30	3-D11
684999-6	3	62	2-C15
	3	68	2-C21
685000-2	8	54	3-G07
	8	62	3-G15
685001-0	8	54	3-G07
	8	62	3-G15
685007-7	8	54	3-G07
	8	62	3-G15
685217-2	5	44	3-B21
685246-1	3	54	2-C07
685249-5	3	54	2-C07
685302-2	2d	22	1-J23
685303-0	2d	22	1-J23
685324-6	5	12	3-A13
685325-3	5	12	3-A13
685331-1	5	12	3-A13
685332-9	5	12	3-A13
685346-9	2c	22	1-F23
	2c	26	1-G03
685348-5	2d	14	1-J15
685355-0	2c	22	1-F23
	2c	26	1-G03
685413-7	8	384	4-I11
685434-3	8	388	4-I15
	8	394	4-I21
685452-5	9	30	5-B07
685453-3	4	68	2-H21
685485-5	9	30	5-B07
685497-0	8	382	4-I09
685501-9	8	386	4-I09
	8	396	4-I23
685502-7	8	386	4-I13
	8	396	4-I23
685503-5	8	420	4-J23
685530-8	8	390	4-I17
	8	396	4-I23
685539-9	8	392	4-I19
	8	396	4-I23
685542-3	8	376	4-I03
685543-1	8	376	4-I03
685549-8	8	412	4-J15
685551-4	8	412	4-J15
685567-0	8	98	3-I03
	8	106	3-I11
685569-6	8	106	3-I11
685571-2	8	20	3-E21
685572-0	8	20	3-E21
685582-9	8	388	4-I15
	8	394	4-I21
685584-5	8	388	4-I15
	8	394	4-I21
685592-8	8	382	4-I09
685593-6	8	382	4-I09
685625-6	2c	8	1-F09
	2c	18	1-F19
	2c	30	1-G07
685634-8	8	18	3-E19
	8	22	3-E23
	8	26	3-F03
685651-2	8	152	3-K09
	8	154	3-K11
685661-1	8	16	3-E17
685665-2	8	16	3-E17
685719-7	9	32	5-B09
685720-5	9	32	5-B09
685725-4	8	124	3-J05
685734-6	8	112	3-I17
	8	124	3-J05
685735-3	8	52	3-G05
	8	60	3-G13
685750-2	8	156	3-K13
685761-9	8	106	3-I11
685765-0	8	32	3-F09
685766-8	8	32	3-F09
685766-8	9	32	5-B09
685767-6	8	106	3-I11
685834-4	3	80	2-D09
	8	106	3-I11
685837-7	8	380	4-I07
685838-5	8	380	4-I07
685839-3	8	380	4-I07
685840-1	8	380	4-I07
685843-5	9	6	5-A07
	9	10	5-A11
685845-0	8	54	3-G07
	8	62	3-G15
685846-8	8	54	3-G07
	8	62	3-G15
685854-2	8	76	3-H05
685855-9	8	78	3-H07
685861-7	3	56	2-C09
	3	58	2-C11
685862-5	3	56	2-C09
	3	58	2-C11
685888-0	8	54	3-G07
	8	62	3-G15
685898-9	9	30	5-B07
	9	32	5-B09
685920-1	8	14	3-E15
685922-7	8	16	3-E17
685953-2	8	106	3-I11
685954-0	8	106	3-I11
685955-7	8	98	3-I03
	8	106	3-I11
685956-5	8	106	3-I11
685975-5	8	46	3-F23
685989-6	9	38	5-B15
685990-4	9	38	5-B15
686000-1	4	102	2-J07
686001-9	4	102	2-J07
686005-0	8	42	3-F19
686008-4	8	40	3-F17
	8	42	3-F19
	8	44	3-F21
686045-6	8	146	3-K03
686054-8	2c	22	1-F23
	2c	26	1-G03
686065-4	3	82	2-D11
686066-2	3	94	2-D23
686103-3	9	18	5-A19
686104-1	2b	8	1-E09
686118-1	2c	32	1-G09
686131-4	8	46	3-F23
686132-2	8	46	3-F23
686181-9	2c	82	1-I11
686226-2	5	6	3-A07
686227-0	5	6	3-A07
686228-8	5	6	3-A07
686229-6	5	6	3-A07
686233-8	5	14	3-A15
686234-6	5	14	3-A15
	5	16	3-A17
686235-3	5	14	3-A15
	5	16	3-A17
686236-1	5	14	3-A15
	5	16	3-A17
686254-4	6	16	3-C21
686257-7	4	116	2-J21
686260-1	8	138	3-J19
	8	144	3-K01
686261-9	8	384	4-I11
686262-7	8	384	4-I11
686264-3	3	42	2-B19
686265-0	3	42	2-B19
686266-8	3	42	2-B19
686267-6	3	42	2-B19
686272-6	8	54	3-G07
686290-8	8	14	3-E15
686291-6	8	14	3-E15
686331-0	5	36	3-B13
686335-1	2d	14	1-J15
686336-9	5	30	3-B07
686344-3	4	104	2-J09
686347-6	4	104	2-J09
686352-6	4	106	2-J11
686355-9	9	34	5-B11
686356-7	9	34	5-B11
686357-5	8	18	3-E19
686363-3	8	408	4-J11
686365-8	8	12	3-E13
686368-2	8	386	4-I13
	8	394	4-I21
686369-0	8	386	4-I13
	8	394	4-I21
686397-1	6	32	3-D13
686398-9	6	32	3-D13
686410-2	8	14	3-E15
686411-0	8	14	3-E15
686417-7	8	14	3-E15
686429-2	8	152	3-K09
	8	154	3-K11
686432-6	8	152	3-K09
	8	154	3-K11
686437-5	3	42	2-B19
686438-3	3	42	2-B19
686450-8	9	18	5-A19
686451-6	3	64	2-C17
686452-4	3	80	2-D09
686495-3	3	98	2-E03
686497-9	3	44	2-B21
	3	100	2-E05
686498-7	3	44	2-B21
686500-0	6	32	3-D13
686505-9	8	92	3-H21
686506-7	8	92	3-H21
686520-8	8	374	4-I01
	8	376	4-I03
	8	378	4-I05
	8	380	4-I07
686538-0	8	374	4-I01
686555-4	8	384	4-I11
686565-3	8	412	4-J15
686569-5	8	412	4-J15
686571-1	8	412	4-J15
686575-2	8	414	4-J17
686620-6	8	412	4-J15
686652-9	5	34	3-B11
686653-7	5	28	3-B05
686654-5	5	28	3-B05
686668-5	4	106	2-J11
686683-4	2d	22	1-J23
686684-2	2d	22	1-J23
686685-9	2d	22	1-J23
686706-3	4	116	2-J21
686709-7	4	18	2-F19
686722-0	4	18	2-F19
686729-5	4	116	2-J21
686747-7	5	12	3-A13
686748-5	5	8	3-A09
	5	10	3-A11

Nummerregister — Numerical register

Grupp Group 10b — Sida Page 29

1979-11

Artikel nr Part No	Gr Gr	Sida Page	Koord. Grid	Artikel nr Part No	Gr Gr	Sida Page	Koord. Grid	Artikel nr Part No	Gr Gr	Sida Page	Koord. Grid	Artikel nr Part No	Gr Gr	Sida Page	Koord. Grid
686781-6	8	196	4-A15	686977-0	3	44	2-B21	687283-2	8	14	3-E15	687894-6	8	64	3-G17
	8	202	4-A21	686978-8	3	44	2-B21	687285-7	8	14	3-E15	687895-3	8	56	3-G09
	8	206	4-B01	686979-6	3	44	2-B21	687296-4	8	10	3-E11		8	64	3-G17
	8	210	4-B05	686980-4	3	44	2-B21	687297-2	8	82	3-H11	687905-0	8	14	3-E15
	8	212	4-B07	686981-2	3	44	2-B21	687299-8	8	56	3-G09	687907-6	8	112	3-I17
	8	252	4-C23	686982-0	3	44	2-B21		8	64	3-G17	687928-2	3	96	2-E01
	8	258	4-D05	686995-2	8	10	3-E11	687308-7	5	4	3-A05	687955-5	8	112	3-I17
	8	262	4-D09	687030-7	8	412	4-J15	687309-5	5	26	3-B03		8	116	3-I21
	8	264	4-D11		8	414	4-J17	687314-5	5	26	3-B03		8	122	3-J03
	8	268	4-D15	687047-1	8	412	4-J15	687316-0	5	26	3-B03	687979-5	3	84	2-D13
	8	274	4-D21	687100-8	2b	10	1-E11	687317-8	5	26	3-B03	687994-4	8	66	3-G19
	8	278	4-E01	687102-4	2b	10	1-E11	687318-6	5	26	3-B03	687995-1	8	66	3-G19
	8	334	4-G09	687103-2	2b	6	1-E07	687319-4	5	26	3-B03	688010-8	4	102	2-J07
	8	340	4-G15	687107-3	5	28	3-B05	687335-0	4	106	2-J11	688011-6	4	102	2-J07
	8	346	4-G21	687108-1	5	28	3-B05		4	110	2-J15	688020-7	6	24	3-D05
	8	352	4-H03	687109-9	3	74	2-D03	687337-6	4	106	2-J11		6	32	3-D13
	8	358	4-H09	687131-3	2b	6	1-E07		4	110	2-J15	688021-5	6	24	3-D05
686782-4	8	196	4-A15	687138-8	2b	4	1-E05	687338-4	4	8	2-F09		6	32	3-D13
	8	202	4-A21	687159-4	8	72	3-H01	687368-1	5	12	3-A13	688024-9	8	18	3-E19
	8	206	4-B01	687160-2	8	72	3-H01		5	14	3-A15	688025-6	8	18	3-E19
	8	210	4-B05	687167-7	8	16	3-E17		5	16	3-A17	688037-1	4	102	2-J07
	8	212	4-B07	687170-1	8	16	3-E17	687369-9	5	12	3-A13		4	104	2-J09
	8	252	4-C23		8	24	3-F01		5	14	3-A15	688039-7	4	102	2-J07
	8	258	4-D05		8	28	3-F05		5	16	3-A17	688048-8	5	50	3-C03
	8	262	4-D09	687180-0	8	58	3-G11	687371-5	4	106	2-J11	688049-6	5	50	3-C03
	8	264	4-D11	687181-8	8	58	3-G11		4	110	2-J15	688050-4	5	50	3-C03
	8	268	4-D15	687182-6	8	58	3-G11	687441-6	6	12	3-C17	688051-2	5	50	3-C03
	8	274	4-D21	687183-4	8	58	3-G11		6	40	3-D21	688052-0	5	50	3-C03
	8	278	4-E01	687184-2	8	66	3-G19	687450-7	6	24	3-D05	688053-8	3	64	2-C17
	8	334	4-G09	687185-9	8	66	3-G19	687455-6	9	40	5-B17	688054-6	3	64	2-C17
	8	340	4-G15	687204-8	8	112	3-I17	687456-4	9	40	5-B17	688064-5	4	102	2-J07
	8	346	4-G21	687205-5	8	116	3-I21	687457-2	4	120	2-K01	688065-2	4	102	2-J07
	8	352	4-H03	687206-3	8	124	3-J05	687461-4	6	24	3-D05	688066-0	4	102	2-J07
	8	358	4-H09	687207-1	8	112	3-I17	687465-5	5	48	3-C01	688067-8	4	102	2-J07
686805-3	4	116	2-J21	687208-9	8	116	3-I21		5	50	3-C03	688068-6	2c	94	1-I23
686808-7	8	412	4-J15	687209-7	8	124	3-J05	687468-9	5	26	3-B03	688070-2	2b	10	1-E11
686810-3	8	412	4-J15	687210-5	8	112	3-I17	687469-7	5	26	3-B03	688071-0	2b	10	1-E11
686812-9	8	412	4-J15	687211-3	8	116	3-I21	687481-2	9	34	5-B11	688072-8	2b	10	1-E11
686816-0	8	412	4-J15	687212-1	8	124	3-J05	687495-2	5	40	3-B17	688109-8	2c	92	1-I21
	8	414	4-J17	687214-7	8	116	3-I21	687503-3	8	392	4-I19	688118-9	5	28	3-B05
686823-6	2b	6	1-E07	687215-4	8	112	3-I17		8	396	4-I23	688119-7	5	28	3-B05
686833-5	2b	6	1-E07	687216-2	8	116	3-I21	687504-1	8	392	4-I19	688136-1	5	28	3-B05
686836-8	8	382	4-I09	687217-0	8	114	3-I19		8	396	4-I23	688140-3	6	28	3-D09
686849-1	2b	10	1-E11		8	118	3-I23	687513-2	8	196	4-A15	688162-7	9	34	5-B11
686850-9	3	64	2-C17		8	124	3-J05	687514-0	8	196	4-A15	688225-2	6	26	3-D07
686852-5	3	96	2-E01	687219-6	8	114	3-I19	687522-3	9	24	5-B01	688227-8	9	34	5-B11
686853-3	3	96	2-E01		8	118	3-I23		9	30	5-B07	688253-4	4	114	2-J19
686854-1	3	96	2-E01	687223-8	8	98	3-I03	687643-7	8	396	4-I23		4	118	2-J23
686855-8	3	96	2-E01		8	106	3-I11	687675-9	8	396	4-I23	688338-3	8	30	3-F07
686856-6	3	96	2-E01	687224-6	8	112	3-I17	687679-1	8	396	4-I23	688340-9	8	82	3-H11
686862-4	8	48	3-G01		8	118	3-I23	687681-7	8	144	3-K01	688342-5	3	100	2-E05
686863-2	8	48	3-G01	687225-3	8	112	3-I17	687727-8	8	18	3-E19	688355-7	3	82	2-D11
686868-1	8	48	3-G01		8	118	3-I23	687753-4	3	64	2-C17	688359-9	8	98	3-I03
686869-9	8	48	3-G01		8	124	3-J05	687767-4	8	14	3-E15		8	106	3-I11
686874-9	8	48	3-G01	687227-9	3	74	2-D03	687816-9	2b	6	1-E07	688360-7	3	100	2-E05
686875-6	8	48	3-G01		3	76	2-D05	687818-5	2b	6	1-E07	688363-1	3	94	2-D23
686890-5	8	54	3-G07		3	82	2-D11	687826-8	2c	8	1-F09	688364-9	8	14	3-E15
686891-3	8	62	3-G15	687233-7	3	74	2-D03		2c	18	1-F19	688366-4	3	54	2-C07
686901-0	8	418	4-J21		3	82	2-D11		2c	30	1-G07	688372-2	8	84	3-H13
686910-1	8	152	3-K09	687245-1	2c	8	1-F09	687832-6	2c	24	1-G01	688373-0	8	84	3-H13
686913-5	8	152	3-K09		2c	20	1-F21		2c	28	1-G05	688375-5	3	94	2-D23
686914-3	8	152	3-K09		2c	32	1-G09	687838-3	8	54	3-G07	688376-3	3	94	2-D23
686922-6	8	152	3-K09	687250-1	8	16	3-E17		8	62	3-G15	688378-9	3	94	2-D23
686927-5	3	80	2-D09	687251-9	3	64	2-C17	687880-5	8	70	3-G23	688380-5	3	96	2-E01
686958-0	8	420	4-J23	687252-7	3	64	2-C17	687881-3	8	70	3-G23	688386-2	3	96	2-E01
686970-5	3	82	2-D11	687254-3	3	64	2-C17	687893-8	8	56	3-G09	688391-2	3	98	2-E03
686971-3	3	68	2-C21	687258-4	8	84	3-H13		8	64	3-G17	688392-0	3	98	2-E03
686974-7	8	16	3-E17	687263-4	8	14	3-E15	687894-6	8	56	3-G09	688400-1	3	64	2-C17

Sida / Page 30 — Grupp / Group 10b

Nummerregister — Numerical register

1979-11

Artikel nr / Part No	Gr / Gr	Sida / Page	Koord. / Grid
688401-9	3	64	2-C17
688405-0	3	100	2-E05
688407-6	8	156	3-K13
688412-6	3	102	2-E07
688413-4	3	94	2-D23
688422-5	3	82	2-D11
688444-9	3	44	2-B21
688445-6	3	44	2-B21
688452-2	3	44	2-B21
688453-0	3	44	2-B21
688454-8	3	42	2-B19
688455-5	3	42	2-B19
688469-6	8	16	3-E17
688471-2	8	14	3-E15
688476-1	8	82	3-H11
688513-1	8	138	3-J19
	8	144	3-K01
688514-9	8	138	3-J19
	8	144	3-K01
688520-6	9	6	5-A07
	9	10	5-A11
688521-4	9	6	5-A07
	9	10	5-A11
688522-2	3	68	2-C21
688593-3	2c	8	1-F09
	2c	18	1-F19
	2c	30	1-G07
688602-2	3	94	2-D23
688603-0	3	94	2-D23
688614-7	3	100	2-E05
688615-4	3	42	2-B19
688616-2	3	42	2-B19
688617-0	3	42	2-B19
688618-8	3	42	2-B19
688619-6	3	42	2-B19
688620-4	3	42	2-B19
688626-1	3	76	2-D05
688627-9	3	80	2-D09
688628-7	3	80	2-D09
688630-3	3	70	2-C23
	9	42	5-B19
688631-1	3	70	2-C23
688639-4	3	84	2-D13
	8	96	3-I01
688642-8	3	70	2-C23
688643-6	3	70	2-C23
688644-4	3	70	2-C23
688646-9	3	70	2-C23
688647-7	3	70	2-C23
688658-4	3	72	2-D01
688661-8	3	76	2-D05
688662-6	3	42	2-B19
688663-4	3	44	2-B21
688688-1	3	76	2-D05
688689-9	3	74	2-D03
688690-7	3	88	2-D17
688691-5	3	88	2-D17
688707-9	9	40	5-B17
688708-7	9	40	5-B17
688709-5	9	40	5-B17
688710-3	9	40	5-B17
688711-1	9	40	5-B17
688712-9	9	40	5-B17
688713-7	9	40	5-B17
688714-5	9	40	5-B17
688715-2	9	40	5-B17
688716-0	9	40	5-B17
688717-8	9	40	5-B17
688718-6	9	40	5-B17
688719-4	9	40	5-B17
688720-2	9	40	5-B17
688721-0	9	40	5-B17
688722-8	9	40	5-B17
688723-6	9	40	5-B17
688724-4	9	40	5-B17
688725-1	9	40	5-B17
688726-9	9	40	5-B17
688727-7	5	38	3-B15
688736-8	6	40	3-D21
688737-6	6	40	3-D21
688738-4	6	40	3-D21
688739-2	5	14	3-A15
	5	16	3-A17
688740-0	3	42	2-B19
688741-8	3	42	2-B19
688742-6	3	42	2-B19
688743-4	3	42	2-B19
688744-2	3	42	2-B19
688745-9	3	42	2-B19
688746-7	3	42	2-B19
688747-5	3	42	2-B19
688748-3	6	16	3-C21
688769-9	5	6	3-A07
688770-7	5	6	3-A07
688813-5	8	372	4-H23
688823-4	8	390	4-I17
	8	396	4-I23
688830-9	8	390	4-I17
	8	396	4-I23
688831-7	8	390	4-I17
	8	394	4-I21
688832-5	8	390	4-I17
	8	394	4-I21
688833-3	8	390	4-I17
	8	394	4-I21
688836-6	8	140	3-J21
688847-3	8	386	4-I13
	8	394	4-I21
688849-9	8	88	3-H17
	8	92	3-H21
688870-5	8	386	4-I13
	8	396	4-I23
688875-4	8	142	3-J23
688885-3	8	144	3-K01
688886-1	8	144	3-K01
688902-6	9	20	5-A21
688908-3	9	36	5-B13
	9	38	5-B15
688909-1	9	38	5-B15
688912-5	9	38	5-B15
688916-6	9	38	5-B15
688917-4	9	38	5-B15
688918-2	9	38	5-B15
688927-3	9	34	5-B11
688928-1	9	34	5-B11
688931-5	9	20	5-A21
688950-5	5	6	3-A07
688971-1	2c	22	1-F23
	2c	26	1-G03
688972-9	2c	22	1-F23
688984-4	6	28	3-D09
691627-4	8	410	4-J13
	8	412	4-J15
691649-8	8	410	4-J13
	8	412	4-J15
691865-0	8	374	4-I01
691865-0	8	376	4-I03
691866-8	8	378	4-I05
691867-6	8	216	4-B11
691869-2	8	216	4-B11
691870-0	8	216	4-B11
691871-8	8	220	4-B15
691872-6	8	220	4-B15
691875-9	8	286	4-E09
691876-7	8	286	4-E09
691877-5	8	222	4-B17
	8	286	4-E09
691879-1	8	162	3-K19
	8	216	4-B11
	8	286	4-E09
691881-7	8	164	3-K21
	8	222	4-B17
	8	286	4-E09
691883-3	8	162	3-K19
691884-1	8	162	3-K19
691885-8	8	162	3-K19
691891-6	8	164	3-K21
	8	216	4-B11
	8	286	4-E09
691892-4	8	164	3-K21
	8	216	4-B11
	8	286	4-E09
691893-2	8	164	3-K21
	8	222	4-B17
	8	286	4-E09
691895-7	8	284	4-E07
691897-3	8	284	4-E07
691899-9	8	284	4-E07
691900-5	8	284	4-E07
691911-2	8	304	4-F03
691912-0	8	304	4-F03
691915-3	8	304	4-F03
691916-1	8	304	4-F03
691917-9	8	304	4-F03
691919-5	8	164	3-K21
691920-3	8	164	3-K21
691921-1	8	164	3-K21
691922-9	8	164	3-K21
691923-7	8	164	3-K21
691924-5	8	164	3-K21
691935-1	8	218	4-B13
	8	286	4-E09
	8	304	4-F03
691936-9	8	218	4-B13
	8	286	4-E09
	8	304	4-F03
691937-7	8	218	4-B13
	8	286	4-E09
	8	304	4-F03
691938-5	8	218	4-B13
	8	286	4-E09
	8	304	4-F03
691939-3	8	222	4-B17
	8	286	4-E09
	8	304	4-F03
691940-1	8	222	4-B17
	8	286	4-E09
	8	304	4-F03
691943-5	8	218	4-B13
	8	286	4-E09
	8	304	4-F03
691944-3	8	218	4-B13
	8	286	4-E09
	8	304	4-F03
691945-0	8	218	4-B13
	8	286	4-E09
	8	304	4-F03
691946-8	8	218	4-B13
	8	286	4-E09
	8	304	4-F03
691947-6	8	222	4-B17
	8	286	4-E09
	8	304	4-F03
691948-4	8	222	4-B17
	8	286	4-E09
	8	304	4-F03
691951-8	8	218	4-B13
	8	286	4-E09
691952-6	8	218	4-B13
	8	286	4-E09
691953-4	8	218	4-B13
	8	286	4-E09
691954-2	8	218	4-B13
	8	286	4-E09
691955-9	8	222	4-B17
	8	286	4-E09
691956-7	8	222	4-B17
	8	286	4-E09
691975-7	8	386	4-I13
691976-5	8	388	4-I15
691977-3	8	410	4-J13
692045-8	8	164	3-K21
	8	168	3-L01
	8	218	4-B13
	8	224	4-B19
	8	288	4-E11
692067-2	8	374	4-I01
	8	376	4-I03
	8	378	4-I05
692081-3	8	374	4-I01
	8	376	4-I03
692087-0	8	130	3-J11
	8	134	3-J15
692284-3	8	130	3-J11
	8	134	3-J15
692285-0	8	130	3-J11
	8	134	3-J15
692287-6	8	130	3-J11
	8	134	3-J15
692288-4	8	130	3-J11
	8	134	3-J15
692289-2	8	416	4-J19
692302-3	8	304	4-F03
692303-1	8	304	4-F03
692304-9	8	304	4-F03
692305-6	8	304	4-F03
692307-2	8	304	4-F03
692310-6	8	304	4-F03
	8	310	4-F09
	8	314	4-F13
	8	318	4-F17
	8	322	4-F21
	8	326	4-G01
	8	330	4-G05
	8	364	4-H15
692311-4	8	304	4-F03
	8	310	4-F09
	8	314	4-F13
	8	318	4-F17
	8	322	4-F21
	8	326	4-G01
	8	330	4-G05

Nummerregister — Numerical register

Grupp / Group: 10b

Sida / Page: 31

1979-11

Artikel nr / Part No	Gr / Gr	Sida / Page	Koord. / Grid
692311-4	8	364	4-H15
692312-2	8	306	4-F05
	8	310	4-F09
	8	314	4-F13
	8	318	4-F17
	8	322	4-F21
	8	326	4-G01
	8	330	4-G05
692313-0	8	304	4-F03
692315-5	8	304	4-F03
692316-3	8	306	4-F05
692318-9	8	306	4-F05
692429-4	8	412	4-J15
	8	414	4-J17
692434-4	8	162	3-K19
	8	216	4-B11
	8	302	4-F01
692437-7	8	162	3-K19
	8	220	4-B15
	8	302	4-F01
692438-5	8	162	3-K19
	8	220	4-B15
	8	302	4-F01
692540-8	8	216	4-B11
692541-6	8	216	4-B11
	8	286	4-E09
692542-4	8	222	4-B17
692562-2	8	164	3-K21
692563-0	8	164	3-K21
692564-8	8	164	3-K21
692565-5	8	164	3-K21
692566-3	8	164	3-K21
692567-1	8	164	3-K21
692592-9	8	166	3-K23
692593-7	8	222	4-B17
	8	286	4-E09
692594-5	8	166	3-K23
	8	222	4-B17
	8	286	4-E09
692595-2	8	308	4-F07
692596-0	8	308	4-F07
692598-6	8	166	3-K23
	8	222	4-B17
	8	286	4-E09
692600-0	8	284	4-E07
692601-8	8	286	4-E09
692604-2	8	168	3-L01
692605-9	8	168	3-L01
692606-7	8	222	4-B17
	8	286	4-E09
	8	308	4-F07
692607-5	8	222	4-B17
	8	286	4-E09
	8	308	4-F07
692608-3	8	222	4-B17
	8	286	4-E09
	8	308	4-F07
692609-1	8	222	4-B17
	8	286	4-E09
	8	308	4-F07
692610-9	8	222	4-B17
	8	286	4-E09
692611-7	8	222	4-B17
	8	286	4-E09
692612-5	8	310	4-F09
692613-3	8	310	4-F09
692614-1	8	310	4-F09
692615-8	8	310	4-F09
692616-6	8	170	3-L03
	8	226	4-B21
	8	312	4-F11
692617-4	8	170	3-L03
	8	226	4-B21
	8	312	4-F11
692619-0	8	226	4-B21
	8	290	4-E13
692620-8	8	312	4-F11
692621-6	8	312	4-F11
692622-4	8	170	3-L03
	8	226	4-B21
	8	290	4-E13
692624-0	8	172	3-L05
	8	226	4-B21
	8	290	4-E13
692626-5	8	290	4-E13
692627-3	8	290	4-E13
692628-1	8	172	3-L05
692629-9	8	172	3-L05
692630-7	8	172	3-L05
692631-5	8	172	3-L05
692632-3	8	228	4-B23
	8	292	4-E15
	8	312	4-F11
692633-1	8	228	4-B23
	8	292	4-E15
	8	314	4-F13
692634-9	8	228	4-B23
	8	292	4-E15
	8	314	4-F13
692635-6	8	228	4-B23
	8	292	4-E15
	8	314	4-F13
692636-4	8	228	4-B23
	8	292	4-E15
692637-2	8	228	4-B23
	8	292	4-E15
692638-0	8	314	4-F13
692639-8	8	314	4-F13
692644-8	8	130	3-J11
	8	134	3-J15
	8	138	3-J19
692659-6	8	162	3-K19
	8	216	4-B11
	8	304	4-F03
692660-4	8	166	3-K23
	8	222	4-B17
	8	308	4-F07
692661-2	8	162	3-K19
	8	216	4-B11
	8	304	4-F03
692663-8	8	222	4-B17
	8	304	4-F03
692665-3	8	170	3-L03
	8	226	4-B21
	8	312	4-F11
692691-9	8	374	4-I01
	8	376	4-I03
692692-7	8	374	4-I01
	8	376	4-I03
692693-5	8	130	3-J11
692694-3	8	130	3-J11
	8	134	3-J15
692695-0	8	130	3-J11
	8	136	3-J17
692696-8	8	130	3-J11
	8	136	3-J17
692702-4	8	374	4-I01
	8	376	4-I03
692812-1	8	412	4-J15
	8	414	4-J17
692818-8	8	376	4-I03
692819-6	8	376	4-I03
692826-1	8	414	4-J17
692829-5	8	412	4-J15
	8	414	4-J17
692830-3	8	412	4-J15
	8	414	4-J17
692839-4	8	386	4-I13
	8	394	4-I21
692846-9	8	388	4-I15
692879-0	8	46	3-F23
692880-8	8	46	3-F23
692881-6	8	46	3-F23
692882-4	8	46	3-F23
692948-3	8	170	3-L03
	8	174	3-L07
	8	226	4-B21
	8	230	4-C01
	8	290	4-E13
	8	312	4-F11
	8	316	4-F15
692949-1	8	170	3-L03
	8	174	3-L07
	8	226	4-B21
	8	230	4-C01
	8	312	4-F11
	8	316	4-F15
692950-9	8	170	3-L03
	8	178	3-L11
	8	226	4-B21
	8	234	4-C05
	8	290	4-E13
	8	312	4-F11
	8	316	4-F15
692951-7	8	170	3-L03
	8	226	4-B21
	8	312	4-F11
692952-5	8	170	3-L03
	8	226	4-B21
	8	312	4-F11
692953-3	8	170	3-L03
	8	226	4-B21
	8	312	4-F11
692954-1	8	170	3-L03
	8	226	4-B21
	8	312	4-F11
692955-8	8	170	3-L03
	8	226	4-B21
	8	312	4-F11
692956-6	8	170	3-L03
	8	226	4-B21
	8	312	4-F11
692957-4	8	170	3-L03
692958-2	8	170	3-L03
	8	226	4-B21
692959-0	8	170	3-L03
692960-8	8	172	3-L05
	8	226	4-B21
692961-6	8	170	3-L03
692962-4	8	172	3-L05
	8	226	4-B21
692963-2	8	226	4-B21
692964-0	8	226	4-B21
692965-7	8	226	4-B21
692966-5	8	312	4-F11
692967-3	8	312	4-F11
692968-1	8	312	4-F11
692969-9	8	312	4-F11
692971-5	8	312	4-F11
692975-6	8	172	3-L05
	8	226	4-B21
692976-4	8	172	3-L05
	8	228	4-B23
692977-2	8	172	3-L05
	8	228	4-B23
692987-1	8	172	3-L05
	8	174	3-L07
692988-9	8	172	3-L05
	8	174	3-L07
692989-7	8	172	3-L05
	8	174	3-L07
692990-5	8	172	3-L05
	8	176	3-L09
692991-3	8	172	3-L05
	8	180	3-L13
692992-1	8	172	3-L05
	8	180	3-L13
692993-9	8	172	3-L05
	8	176	3-L09
692994-7	8	172	3-L05
	8	176	3-L09
692995-4	8	172	3-L05
	8	176	3-L09
692996-2	8	172	3-L05
	8	176	3-L09
692997-0	8	172	3-L05
	8	180	3-L13
692998-8	8	172	3-L05
	8	180	3-L13
692999-6	8	228	4-B23
	8	230	4-C01
	8	292	4-E15
	8	312	4-F11
	8	316	4-F15
693000-2	8	228	4-B23
	8	232	4-C03
	8	292	4-E15
	8	314	4-F13
	8	316	4-F15
693001-0	8	228	4-B23
	8	230	4-C01
	8	292	4-E15
	8	314	4-F13
	8	316	4-F15
693002-8	8	228	4-B23
	8	232	4-C03
	8	292	4-E15
	8	314	4-F13
	8	316	4-F15
693003-6	8	228	4-B23
	8	234	4-C05
	8	292	4-E15
	8	314	4-F13
	8	316	4-F15
693004-4	8	228	4-B23
	8	234	4-C05
	8	292	4-E15
	8	314	4-F13
	8	316	4-F15
693005-1	8	228	4-B23
	8	232	4-C03
	8	292	4-E15

Artikel nr Part No	Gr Gr	Sida Page	Koord. Grid
693005-1	8	314	4-F13
	8	316	4-F15
693006-9	8	228	4-B23
	8	232	4-C03
	8	292	4-E15
	8	314	4-F13
	8	318	4-F17
693007-7	8	228	4-B23
	8	232	4-C03
	8	292	4-E15
	8	314	4-F13
	8	316	4-F15
693008-5	8	228	4-B23
	8	232	4-C03
	8	292	4-E15
	8	314	4-F13
	8	318	4-F17
693009-3	8	228	4-B23
	8	234	4-C05
	8	292	4-E15
	8	314	4-F13
	8	318	4-F17
693010-1	8	228	4-B23
	8	234	4-C05
	8	292	4-E15
	8	314	4-F13
	8	318	4-F17
693011-9	8	228	4-B23
	8	232	4-C03
	8	292	4-E15
693012-7	8	228	4-B23
	8	232	4-C03
	8	292	4-E15
693013-5	8	228	4-B23
	8	232	4-C03
	8	292	4-E15
693014-3	8	228	4-B23
	8	232	4-C03
	8	292	4-E15
693015-0	8	228	4-B23
	8	236	4-C07
	8	292	4-E15
693016-8	8	228	4-B23
	8	236	4-C07
	8	292	4-E15
693017-6	8	314	4-F13
	8	318	4-F17
693018-4	8	314	4-F13
	8	318	4-F17
693019-2	8	314	4-F13
	8	318	4-F17
693020-0	8	314	4-F13
	8	318	4-F17
693021-8	8	314	4-F13
	8	318	4-F17
693022-6	8	314	4-F13
	8	318	4-F17
693023-4	8	314	4-F13
	8	318	4-F17
693024-2	8	314	4-F13
	8	318	4-F17
693025-9	8	314	4-F13
	8	318	4-F17
693026-7	8	314	4-F13
	8	318	4-F17
693027-5	8	314	4-F13
	8	318	4-F17
693028-3	8	314	4-F13
693028-3	8	318	4-F17
693031-7	8	174	3-L07
	8	230	4-C01
	8	316	4-F15
693032-5	8	174	3-L07
	8	230	4-C01
	8	316	4-F15
693033-3	8	174	3-L07
	8	230	4-C01
	8	316	4-F15
693034-1	8	174	3-L07
	8	230	4-C01
	8	316	4-F15
693035-8	8	178	3-L11
	8	234	4-C05
	8	316	4-F15
693036-6	8	178	3-L11
	8	234	4-C05
	8	316	4-F15
693037-4	8	174	3-L07
693038-2	8	174	3-L07
	8	230	4-C01
	8	290	4-E13
693039-0	8	174	3-L07
693040-8	8	174	3-L07
	8	230	4-C01
	8	290	4-E13
693042-4	8	178	3-L11
	8	234	4-C05
	8	290	4-E13
693043-2	8	230	4-C01
	8	290	4-E13
693044-0	8	230	4-C01
	8	290	4-E13
693045-7	8	234	4-C05
	8	290	4-E13
693046-5	8	316	4-F15
693047-3	8	316	4-F15
693048-1	8	316	4-F15
693050-7	8	316	4-F15
693051-5	8	316	4-F15
693055-6	8	174	3-L07
	8	230	4-C01
	8	290	4-E13
693057-2	8	178	3-L11
	8	234	4-C05
	8	292	4-E15
693061-4	8	290	4-E13
693064-8	8	290	4-E13
693065-5	8	290	4-E13
693066-3	8	290	4-E13
693067-1	8	46	3-F23
693068-9	8	46	3-F23
693076-2	8	410	4-J13
693079-6	8	410	4-J13
693083-8	8	410	4-J13
693101-8	8	394	4-I21
693296-6	8	164	3-K21
	8	168	3-L01
	8	172	3-L05
	8	176	3-L09
	8	180	3-L13
	8	218	4-B13
	8	224	4-B19
	8	228	4-B23
	8	232	4-C03
	8	236	4-C07
	8	288	4-E11
693296-6	8	292	4-E15
693313-9	8	178	3-L11
	8	238	4-C09
	8	320	4-F19
693314-7	8	178	3-L11
	8	238	4-C09
	8	320	4-F19
693315-4	8	178	3-L11
	8	238	4-C09
	8	320	4-F19
693316-2	8	178	3-L11
	8	238	4-C09
	8	320	4-F19
693317-0	8	182	4-A01
	8	238	4-C09
	8	320	4-F19
693318-8	8	182	4-A01
	8	238	4-C09
	8	320	4-F19
693319-6	8	182	4-A01
	8	238	4-C09
	8	320	4-F19
693320-4	8	182	4-A01
	8	238	4-C09
	8	320	4-F19
693321-2	8	182	4-A01
	8	242	4-C13
	8	324	4-F23
693322-0	8	182	4-A01
	8	242	4-C13
	8	324	4-F23
693323-8	8	182	4-A01
	8	242	4-C13
	8	324	4-F23
693324-6	8	182	4-A01
	8	242	4-C13
	8	324	4-F23
693325-3	8	178	3-L11
693326-1	8	178	3-L11
693327-9	8	182	4-A01
693328-7	8	182	4-A01
693329-5	8	182	4-A01
693330-3	8	182	4-A01
693331-1	8	238	4-C09
693332-9	8	238	4-C09
693333-7	8	238	4-C09
693334-5	8	238	4-C09
	8	294	4-E17
693335-2	8	242	4-C13
	8	294	4-E17
693336-0	8	242	4-C13
	8	294	4-E17
693337-8	8	320	4-F19
693338-6	8	320	4-F19
693339-4	8	320	4-F19
693340-2	8	320	4-F19
693341-0	8	320	4-F19
693342-8	8	320	4-F19
693343-6	8	320	4-F19
693344-4	8	320	4-F19
693345-1	8	324	4-F23
693346-9	8	324	4-F23
693347-7	8	324	4-F23
693348-5	8	324	4-F23
693349-3	8	178	3-L11
	8	240	4-C11
693350-1	8	178	3-L11
	8	240	4-C11
693351-9	8	182	4-A01
	8	240	4-C11
693352-7	8	182	4-A01
	8	240	4-C11
	8	294	4-E17
693353-5	8	182	4-A01
	8	242	4-C13
	8	294	4-E17
693354-3	8	182	4-A01
	8	242	4-C13
	8	294	4-E17
693358-4	8	178	3-L11
	8	182	4-A01
	8	186	4-A05
	8	238	4-C09
	8	294	4-E17
	8	320	4-F19
	8	362	4-H13
	8	370	4-H21
693359-2	8	178	3-L11
	8	182	4-A01
	8	238	4-C09
	8	242	4-C13
	8	294	4-E17
	8	320	4-F19
	8	324	4-F23
693360-0	8	182	4-A01
	8	190	4-A09
	8	194	4-A13
	8	238	4-C09
	8	242	4-C13
	8	260	4-D07
	8	294	4-E17
	8	320	4-F19
	8	324	4-F23
	8	338	4-G13
	8	362	4-H13
	8	370	4-H21
693361-8	8	180	3-L13
	8	240	4-C11
693362-6	8	180	3-L13
	8	240	4-C11
693363-4	8	184	4-A03
	8	240	4-C11
693364-2	8	184	4-A03
	8	240	4-C11
	8	294	4-E17
693365-9	8	184	4-A03
	8	244	4-C15
	8	294	4-E17
693366-7	8	184	4-A03
	8	244	4-C15
	8	294	4-E17
693379-0	8	294	4-E17
693380-8	8	294	4-E17
693385-7	8	180	3-L13
	8	184	4-A03
693386-5	8	180	3-L13
	8	184	4-A03
693387-3	8	180	3-L13
	8	184	4-A03
693388-1	8	180	3-L13
	8	184	4-A03
693389-9	8	184	4-A03
693390-7	8	184	4-A03
693391-5	8	180	3-L13
	8	184	4-A03
693392-3	8	180	3-L13

Nummerregister — Numerical register

Grupp Group 10b — Sida Page 33

1979-11

Artikel nr Part No	Gr Gr	Sida Page	Koord. Grid
693392-3	8	184	4-A03
693393-1	8	180	3-L13
	8	184	4-A03
693394-9	8	180	3-L13
	8	184	4-A03
693395-6	8	184	4-A03
	8	192	4-A11
693396-4	8	184	4-A03
	8	192	4-A11
693397-2	8	240	4-C11
	8	294	4-E17
	8	322	4-F21
693398-0	8	240	4-C11
	8	294	4-E17
	8	322	4-F21
693399-8	8	240	4-C11
	8	244	4-C15
	8	294	4-E17
	8	322	4-F21
	8	324	4-F23
693400-4	8	240	4-C11
	8	244	4-C15
	8	294	4-E17
	8	322	4-F21
	8	326	4-G01
693401-2	8	240	4-C11
	8	244	4-C15
	8	294	4-E17
	8	322	4-F21
	8	324	4-F23
693402-0	8	240	4-C11
	8	244	4-C15
	8	294	4-E17
	8	322	4-F21
	8	326	4-G01
693403-8	8	240	4-C11
	8	296	4-E19
	8	322	4-F21
693404-6	8	240	4-C11
	8	296	4-E19
	8	322	4-F21
693405-3	8	240	4-C11
	8	244	4-C15
	8	296	4-E19
	8	322	4-F21
	8	326	4-G01
693406-1	8	240	4-C11
	8	244	4-C15
	8	296	4-E19
	8	322	4-F21
	8	326	4-G01
693407-9	8	240	4-C11
	8	244	4-C15
	8	296	4-E19
	8	322	4-F21
	8	326	4-G01
693408-7	8	240	4-C11
	8	244	4-C15
	8	296	4-E19
	8	322	4-F21
	8	326	4-G01
693409-5	8	240	4-C11
	8	296	4-E19
693410-3	8	240	4-C11
	8	296	4-E19
693411-1	8	240	4-C11
	8	244	4-C15
	8	296	4-E19
693412-9	8	240	4-C11
	8	244	4-C15
	8	296	4-E19
693413-7	8	240	4-C11
	8	244	4-C15
	8	296	4-E19
693414-5	8	240	4-C11
	8	244	4-C15
	8	296	4-E19
693415-2	8	322	4-F21
	8	364	4-H15
693416-0	8	322	4-F21
	8	364	4-H15
693417-8	8	322	4-F21
	8	326	4-G01
693418-6	8	322	4-F21
	8	326	4-G01
693419-4	8	322	4-F21
	8	326	4-G01
693420-2	8	322	4-F21
	8	326	4-G01
693421-0	8	322	4-F21
	8	364	4-H15
693422-8	8	322	4-F21
	8	364	4-H15
693423-6	8	322	4-F21
	8	326	4-G01
693424-4	8	322	4-F21
	8	326	4-G01
693425-1	8	322	4-F21
	8	326	4-G01
693426-9	8	322	4-F21
	8	326	4-G01
693488-9	8	186	4-A05
	8	360	4-H11
693489-7	8	186	4-A05
	8	360	4-H11
693490-5	8	186	4-A05
693491-3	8	186	4-A05
693494-7	8	186	4-A05
	8	360	4-H11
	8	370	4-H21
693495-4	8	186	4-A05
	8	360	4-H11
	8	370	4-H21
693496-2	8	186	4-A05
693497-0	8	188	4-A07
693498-8	8	188	4-A07
693499-6	8	188	4-A07
693500-1	8	188	4-A07
	8	198	4-A17
	8	254	4-D01
	8	262	4-D09
693506-8	8	404	4-J07
693512-6	8	406	4-J09
693549-8	8	380	4-I07
693601-7	8	282	4-E05
693602-5	8	282	4-E05
693603-3	8	282	4-E05
693629-8	8	282	4-E05
693655-3	8	282	4-E05
693656-1	8	282	4-E05
693671-0	8	282	4-E05
693672-8	8	282	4-E05
693904-5	8	410	4-J13
693910-2	8	130	3-J11
693911-0	8	130	3-J11
693912-8	8	130	3-J11
693913-6	8	130	3-J11
693914-4	8	130	3-J11
693993-8	8	282	4-E05
694016-7	8	410	4-J13
694017-5	8	410	4-J13
694024-1	8	188	4-A07
	8	244	4-C15
	8	248	4-C19
	8	300	4-E23
694025-8	8	188	4-A07
	8	244	4-C15
	8	248	4-C19
	8	300	4-E23
694026-6	8	180	3-L13
	8	184	4-A03
	8	240	4-C11
	8	296	4-E19
694027-4	8	180	3-L13
	8	184	4-A03
	8	240	4-C11
	8	244	4-C15
	8	296	4-E19
694028-2	8	184	4-A03
	8	240	4-C11
	8	244	4-C15
	8	296	4-E19
694105-8	8	130	3-J11
694106-6	8	130	3-J11
694107-4	8	130	3-J11
694108-2	8	130	3-J11
694109-0	8	130	3-J11
694339-3	8	400	4-J03
694340-1	8	194	4-A13
	8	260	4-D07
	8	338	4-G13
	8	356	4-H07
	8	360	4-H11
	8	366	4-H17
	8	370	4-H21
694341-9	8	194	4-A13
	8	260	4-D07
	8	338	4-G13
	8	356	4-H07
	8	360	4-H11
	8	366	4-H17
	8	370	4-H21
694351-8	8	196	4-A15
	8	262	4-D09
694353-4	8	262	4-D09
694360-9	8	196	4-A15
694361-7	8	196	4-A15
694372-4	8	194	4-A13
	8	250	4-C21
	8	332	4-G07
694373-2	8	194	4-A13
	8	250	4-C21
	8	332	4-G07
694374-0	8	200	4-A19
	8	250	4-C21
	8	332	4-G07
694375-7	8	200	4-A19
	8	250	4-C21
	8	332	4-G07
694378-1	8	200	4-A19
	8	250	4-C21
	8	332	4-G07
694379-9	8	200	4-A19
	8	250	4-C21
	8	332	4-G07
694380-7	8	200	4-A19
	8	250	4-C21
	8	332	4-G07
694381-5	8	200	4-A19
	8	252	4-C23
	8	332	4-G07
694382-3	8	194	4-A13
	8	256	4-D03
	8	338	4-G13
694383-1	8	194	4-A13
	8	256	4-D03
	8	338	4-G13
694402-9	8	196	4-A15
	8	252	4-C23
694403-7	8	200	4-A19
	8	252	4-C23
	8	298	4-E21
694405-2	8	200	4-A19
	8	252	4-C23
694406-0	8	200	4-A19
	8	252	4-C23
694407-8	8	196	4-A15
	8	256	4-D03
694412-8	8	334	4-G09
694413-6	8	328	4-G03
	8	334	4-G09
694415-1	8	334	4-G09
694416-9	8	334	4-G09
694417-7	8	338	4-G13
694422-7	8	196	4-A15
	8	252	4-C23
694423-5	8	200	4-A19
	8	252	4-C23
	8	298	4-E21
694425-0	8	202	4-A21
	8	252	4-C23
694426-8	8	202	4-A21
	8	252	4-C23
694427-6	8	196	4-A15
	8	258	4-D05
694432-6	8	334	4-G09
694433-4	8	334	4-G09
694435-9	8	334	4-G09
694436-7	8	334	4-G09
694437-5	8	340	4-G15
694457-3	8	196	4-A15
	8	252	4-C23
694458-1	8	202	4-A21
	8	204	4-A23
	8	252	4-C23
	8	268	4-D15
	8	298	4-E21
694460-7	8	202	4-A21
	8	204	4-A23
	8	252	4-C23
	8	268	4-D15
694461-5	8	202	4-A21
	8	252	4-C23
694462-3	8	196	4-A15
	8	204	4-A23
	8	258	4-D05
	8	274	4-D21
694472-2	8	140	3-J21
694488-8	8	196	4-A15
	8	262	4-D09

Artikel nr Part No	Gr Gr	Sida Page	Koord. Grid
694490-4	8	262	4-D09
	8	340	4-G15
	8	358	4-H09
	8	362	4-H13
	8	366	4-H17
	8	370	4-H21
694491-2	8	262	4-D09
	8	340	4-G15
	8	358	4-H09
	8	362	4-H13
	8	366	4-H17
	8	370	4-H21
694492-0	8	196	4-A15
694493-8	8	196	4-A15
694500-0	8	196	4-A15
	8	202	4-A21
694501-8	8	196	4-A15
	8	202	4-A21
694502-6	8	196	4-A15
694503-4	8	196	4-A15
694510-9	8	196	4-A15
	8	202	4-A21
694511-7	8	196	4-A15
	8	202	4-A21
694512-5	8	252	4-C23
	8	258	4-D05
	8	334	4-G09
	8	340	4-G15
694513-3	8	252	4-C23
	8	258	4-D05
	8	334	4-G09
	8	340	4-G15
694514-1	8	298	4-E21
694518-2	8	252	4-C23
	8	258	4-D05
	8	334	4-G09
	8	346	4-G21
694520-8	8	252	4-C23
	8	262	4-D09
	8	334	4-G09
	8	346	4-G21
694521-6	8	252	4-C23
	8	262	4-D09
	8	334	4-G09
	8	346	4-G21
694522-4	8	254	4-D01
	8	258	4-D05
	8	334	4-G09
	8	340	4-G15
694523-2	8	254	4-D01
	8	258	4-D05
	8	334	4-G09
	8	340	4-G15
694530-7	8	254	4-D01
	8	262	4-D09
	8	334	4-G09
	8	346	4-G21
694531-5	8	254	4-D01
	8	262	4-D09
	8	334	4-G09
	8	346	4-G21
694532-3	8	254	4-D01
	8	258	4-D05
694533-1	8	254	4-D01
	8	258	4-D05
694540-6	8	254	4-D01
	8	262	4-D09
694541-4	8	254	4-D01
694541-4	8	262	4-D09
694542-2	8	336	4-G11
	8	340	4-G15
694543-0	8	336	4-G11
	8	340	4-G15
694550-5	8	336	4-G11
	8	346	4-G21
694551-3	8	336	4-G11
	8	346	4-G21
694552-1	8	336	4-G11
	8	340	4-G15
694553-9	8	336	4-G11
	8	342	4-G17
694554-7	8	336	4-G11
	8	346	4-G21
694555-4	8	336	4-G11
	8	346	4-G21
694558-8	8	336	4-G11
	8	346	4-G21
694559-6	8	336	4-G11
	8	346	4-G21
694560-4	8	336	4-G11
	8	346	4-G21
694561-2	8	336	4-G11
	8	348	4-G23
694564-6	8	370	4-H21
694567-9	8	370	4-H21
694579-4	8	138	3-J19
694583-6	8	138	3-J19
694585-1	8	138	3-J19
694587-7	8	138	3-J19
694589-3	8	138	3-J19
694593-5	8	138	3-J19
694599-2	8	140	3-J21
694627-1	8	362	4-H13
694628-9	8	362	4-H13
694643-8	8	262	4-D09
694644-6	8	262	4-D09
694652-9	8	338	4-G13
	8	356	4-H07
	8	362	4-H13
	8	366	4-H17
694653-7	8	362	4-H13
	8	366	4-H17
694655-2	8	340	4-G15
694674-3	8	416	4-J19
694677-6	8	246	4-C17
694678-4	8	246	4-C17
694682-6	8	262	4-D09
	8	340	4-G15
	8	358	4-H09
	8	362	4-H13
	8	366	4-H17
694683-4	8	262	4-D09
	8	340	4-G15
	8	358	4-H09
	8	362	4-H13
	8	368	4-H19
694694-1	8	336	4-G11
	8	342	4-G17
	8	348	4-G23
	8	364	4-H15
694699-0	8	336	4-G11
	8	340	4-G15
	8	346	4-G21
	8	364	4-H15
694700-6	8	336	4-G11
	8	340	4-G15
694700-6	8	346	4-G21
	8	364	4-H15
694724-6	8	148	3-K05
694729-5	8	150	3-K07
694740-2	8	202	4-A21
	8	254	4-D01
	8	258	4-D05
	8	300	4-E23
694742-8	8	202	4-A21
	8	254	4-D01
694751-9	8	200	4-A19
	8	212	4-B07
	8	264	4-D11
	8	278	4-E01
	8	282	4-E05
694773-3	8	200	4-A19
	8	212	4-B07
	8	264	4-D11
	8	278	4-E01
694891-3	8	200	4-A19
	8	264	4-D11
695005-9	8	374	4-I01
	8	376	4-I03
695006-7	8	374	4-I01
	8	376	4-I03
695008-3	8	186	4-A05
	8	242	4-C13
	8	324	4-F23
695009-1	8	186	4-A05
	8	242	4-C13
	8	324	4-F23
695010-9	8	186	4-A05
	8	242	4-C13
	8	324	4-F23
695011-7	8	186	4-A05
	8	242	4-C13
	8	324	4-F23
695012-5	8	190	4-A09
	8	246	4-C17
	8	328	4-G03
695013-3	8	190	4-A09
	8	246	4-C17
	8	328	4-G03
695014-1	8	190	4-A09
	8	246	4-C17
	8	328	4-G03
695015-8	8	190	4-A09
	8	246	4-C17
	8	328	4-G03
695016-6	8	186	4-A05
695017-4	8	186	4-A05
695018-2	8	190	4-A09
695019-0	8	190	4-A09
695020-8	8	242	4-C13
695021-6	8	242	4-C13
695022-4	8	246	4-C17
	8	298	4-E21
695023-2	8	246	4-C17
	8	298	4-E21
695024-0	8	324	4-F23
695025-7	8	324	4-F23
	8	362	4-H13
695026-5	8	328	4-G03
695027-3	8	328	4-G03
695028-1	8	188	4-A07
	8	244	4-C15
695029-9	8	188	4-A07
	8	244	4-C15
695030-7	8	190	4-A09
	8	246	4-C17
	8	298	4-E21
695031-5	8	190	4-A09
	8	246	4-C17
	8	298	4-E21
695032-3	8	324	4-F23
695033-1	8	324	4-F23
	8	362	4-H13
695034-9	8	328	4-G03
695035-6	8	328	4-G03
695038-0	8	188	4-A07
	8	244	4-C15
695039-8	8	188	4-A07
	8	244	4-C15
695040-6	8	190	4-A09
	8	246	4-C17
	8	298	4-E21
695041-4	8	190	4-A09
	8	246	4-C17
	8	298	4-E21
695048-9	8	298	4-E21
695049-7	8	298	4-E21
695050-5	8	298	4-E21
695051-3	8	298	4-E21
695060-4	8	244	4-C15
	8	248	4-C19
	8	298	4-E21
	8	324	4-F23
	8	328	4-G03
695061-2	8	244	4-C15
	8	248	4-C19
	8	298	4-E21
	8	326	4-G01
	8	328	4-G03
695062-0	8	298	4-E21
695065-3	8	244	4-C15
	8	248	4-C19
	8	300	4-E23
	8	326	4-G01
	8	330	4-G05
695076-0	8	326	4-G01
	8	330	4-G05
695077-8	8	326	4-G01
	8	330	4-G05
695078-6	8	326	4-G01
	8	330	4-G05
	8	364	4-H15
695079-4	8	326	4-G01
	8	330	4-G05
	8	364	4-H15
695080-2	8	186	4-A05
	8	190	4-A09
	8	242	4-C13
	8	246	4-C17
	8	298	4-E21
	8	324	4-F23
	8	328	4-G03
695081-0	8	186	4-A05
	8	190	4-A09
	8	242	4-C13
	8	246	4-C17
	8	298	4-E21
	8	328	4-G03
	8	362	4-H13
	8	370	4-H21
695158-6	8	130	3-J11

Nummerregister — Numerical register

Grupp Group 10b — Sida Page 35

1979-11

Artikel nr Part No	Gr Gr	Sida Page	Koord. Grid
695158-6	8	134	3-J15
	8	138	3-J19
695159-4	8	130	3-J11
	8	134	3-J15
	8	138	3-J19
695160-2	8	130	3-J11
	8	134	3-J15
	8	140	3-J21
	8	144	3-K01
695165-1	8	282	4-E05
695180-0	8	190	4-A09
695181-8	8	190	4-A09
695182-6	8	190	4-A09
695183-4	8	190	4-A09
695184-2	8	190	4-A09
695185-9	8	190	4-A09
695197-4	8	364	4-H15
	8	372	4-H23
695211-3	8	130	3-J11
695215-4	8	412	4-J15
695248-5	8	242	4-C13
	8	294	4-E17
695249-3	8	240	4-C11
	8	294	4-E17
695250-1	8	242	4-C13
	8	294	4-E17
695251-9	8	246	4-C17
	8	298	4-E21
695252-7	8	246	4-C17
	8	298	4-E21
695258-4	8	238	4-C09
695259-2	8	238	4-C09
695260-0	8	238	4-C09
695261-8	8	242	4-C13
695262-6	8	242	4-C13
695263-4	8	244	4-C15
	8	294	4-E17
695264-2	8	240	4-C11
	8	294	4-E17
695265-9	8	242	4-C13
	8	294	4-E17
695266-7	8	246	4-C17
	8	298	4-E21
695267-5	8	246	4-C17
	8	298	4-E21
695268-3	8	240	4-C11
695269-1	8	240	4-C11
695270-9	8	240	4-C11
695271-7	8	244	4-C15
695272-5	8	244	4-C15
695280-8	8	282	4-E05
695296-4	8	362	4-H13
695297-2	8	362	4-H13
695298-0	8	362	4-H13
695299-8	8	362	4-H13
695300-4	8	362	4-H13
695301-2	8	362	4-H13
695302-0	8	362	4-H13
695303-8	8	362	4-H13
695304-6	8	362	4-H13
695305-3	8	362	4-H13
695306-1	8	364	4-H15
	8	368	4-H19
	8	372	4-H23
695308-7	8	340	4-G15
	8	364	4-H15
695309-5	8	342	4-G17
	8	364	4-H15
695310-3	8	340	4-G15
	8	358	4-H09
	8	362	4-H13
	8	368	4-H19
695311-1	8	340	4-G15
	8	358	4-H09
	8	364	4-H15
	8	368	4-H19
695317-8	8	196	4-A15
	8	202	4-A21
695373-1	8	140	3-J21
695375-6	8	140	3-J21
695399-6	8	140	3-J21
695400-2	8	140	3-J21
695401-0	8	140	3-J21
695402-8	8	140	3-J21
695403-6	8	140	3-J21
695404-4	8	140	3-J21
695463-0	8	256	4-D03
	8	338	4-G13
695464-8	8	256	4-D03
	8	344	4-G19
695466-3	8	256	4-D03
	8	344	4-G19
695467-1	8	260	4-D07
	8	344	4-G19
695468-9	8	260	4-D07
	8	344	4-G19
695473-9	8	256	4-D03
	8	338	4-G13
695474-7	8	256	4-D03
	8	344	4-G19
695476-2	8	256	4-D03
	8	344	4-G19
695477-0	8	260	4-D07
	8	344	4-G19
695478-8	8	260	4-D07
	8	344	4-G19
695493-7	8	256	4-D03
695494-5	8	256	4-D03
695496-0	8	258	4-D05
695497-8	8	260	4-D07
695498-6	8	260	4-D07
695503-3	8	340	4-G15
695504-1	8	344	4-G19
695506-6	8	344	4-G19
695507-4	8	344	4-G19
695508-2	8	344	4-G19
695513-2	8	258	4-D05
695514-0	8	258	4-D05
695516-5	8	258	4-D05
695517-3	8	262	4-D09
695518-1	8	262	4-D09
695523-1	8	340	4-G15
695524-9	8	344	4-G19
695526-4	8	344	4-G19
695527-2	8	346	4-G21
695528-0	8	346	4-G21
695533-0	8	196	4-A15
	8	252	4-C23
	8	256	4-D03
	8	332	4-G07
	8	338	4-G13
695534-8	8	200	4-A19
	8	252	4-C23
	8	256	4-D03
	8	298	4-E21
	8	332	4-G07
695534-8	8	344	4-G19
695536-3	8	200	4-A19
	8	252	4-C23
	8	256	4-D03
	8	334	4-G09
	8	344	4-G19
695537-1	8	200	4-A19
	8	252	4-C23
	8	260	4-D07
	8	334	4-G09
	8	344	4-G19
695538-9	8	194	4-A13
	8	196	4-A15
	8	256	4-D03
	8	260	4-D07
	8	338	4-G13
	8	344	4-G19
695543-9	8	258	4-D05
695544-7	8	210	4-B05
	8	258	4-D05
	8	274	4-D21
695545-4	8	252	4-C23
695546-2	8	210	4-B05
	8	258	4-D05
	8	274	4-D21
695547-0	8	262	4-D09
695549-6	8	202	4-A21
	8	204	4-A23
	8	252	4-C23
	8	268	4-D15
695550-4	8	202	4-A21
	8	204	4-A23
	8	252	4-C23
	8	268	4-D15
695551-2	8	202	4-A21
	8	252	4-C23
695552-0	8	206	4-B01
	8	258	4-D05
	8	274	4-D21
695553-8	8	258	4-D05
695554-6	8	210	4-B05
	8	258	4-D05
	8	274	4-D21
695556-1	8	210	4-B05
	8	258	4-D05
	8	274	4-D21
695557-9	8	262	4-D09
695558-7	8	210	4-B05
	8	212	4-B07
	8	262	4-D09
	8	268	4-D15
	8	278	4-E01
695600-7	8	204	4-A23
	8	266	4-D13
	8	350	4-H01
695601-5	8	204	4-A23
	8	266	4-D13
	8	350	4-H01
695602-3	8	204	4-A23
	8	268	4-D15
695603-1	8	204	4-A23
	8	268	4-D15
695605-6	8	210	4-B05
	8	278	4-E01
695606-4	8	204	4-A23
	8	274	4-D21
695610-6	8	374	4-I01
	8	376	4-I03
695611-4	8	374	4-I01
	8	376	4-I03
695612-2	8	208	4-B03
	8	272	4-D19
	8	350	4-H01
695613-0	8	208	4-B03
	8	272	4-D19
	8	350	4-H01
695614-8	8	208	4-B03
	8	272	4-D19
695615-5	8	208	4-B03
	8	274	4-D21
695617-1	8	210	4-B05
	8	278	4-E01
695623-9	8	280	4-E03
695626-2	8	352	4-H03
695628-8	8	352	4-H03
695634-6	8	144	3-K01
695635-3	8	144	3-K01
695636-1	8	144	3-K01
695637-9	8	144	3-K01
695661-9	8	206	4-B01
	8	274	4-D21
695754-2	8	204	4-A23
	8	266	4-D13
	8	350	4-H01
695756-7	8	204	4-A23
	8	272	4-D19
	8	350	4-H01
695757-5	8	204	4-A23
	8	272	4-D19
695758-3	8	204	4-A23
	8	266	4-D13
	8	350	4-H01
695760-9	8	204	4-A23
	8	272	4-D19
	8	350	4-H01
695761-7	8	204	4-A23
	8	272	4-D19
695762-5	8	208	4-B03
	8	272	4-D19
	8	356	4-H07
695764-1	8	208	4-B03
	8	212	4-B07
	8	266	4-D13
	8	278	4-E01
	8	356	4-H07
695765-8	8	208	4-B03
	8	278	4-E01
695766-6	8	208	4-B03
	8	272	4-D19
	8	356	4-H07
695768-2	8	208	4-B03
	8	212	4-B07
	8	266	4-D13
	8	278	4-E01
	8	356	4-H07
695769-0	8	208	4-B03
	8	278	4-E01
695770-8	8	204	4-A23
	8	268	4-D15
695772-4	8	204	4-A23
	8	272	4-D19
695773-2	8	204	4-A23
	8	272	4-D19
695774-0	8	204	4-A23
	8	268	4-D15
695776-5	8	204	4-A23

Sida / Page: 36

Grupp / Group: 10b

Nummerregister / Numerical register

1979-11

Artikel nr Part No	Gr Gr	Sida Page	Koord. Grid
695776-5	8	272	4-D19
695777-3	8	204	4-A23
	8	272	4-D19
695778-1	8	208	4-B03
	8	272	4-D19
695780-7	8	208	4-B03
	8	212	4-B07
	8	268	4-D15
	8	278	4-E01
695781-5	8	208	4-B03
	8	278	4-E01
695782-3	8	208	4-B03
	8	274	4-D21
695784-9	8	208	4-B03
	8	212	4-B07
	8	268	4-D15
	8	278	4-E01
695785-6	8	210	4-B05
	8	278	4-E01
695786-4	8	352	4-H03
695788-0	8	352	4-H03
695794-8	8	356	4-H07
695796-3	8	356	4-H07
695804-5	8	210	4-B05
	8	212	4-B07
695805-2	8	210	4-B05
695818-5	8	268	4-D15
	8	274	4-D21
	8	352	4-H03
	8	358	4-H09
695830-0	8	270	4-D17
	8	274	4-D21
	8	354	4-H05
	8	358	4-H09
695834-2	8	144	3-K01
695836-7	8	144	3-K01
695837-5	8	144	3-K01
695838-3	8	144	3-K01
695840-9	8	144	3-K01
695841-7	8	144	3-K01
696111-4	8	354	4-H05
	8	358	4-H09
696113-0	8	354	4-H05
	8	358	4-H09
	8	368	4-H19
696115-5	8	354	4-H05
696117-1	8	354	4-H05
	8	358	4-H09
696119-7	8	354	4-H05
	8	358	4-H09
	8	368	4-H19
696255-9	8	188	4-A07
	8	190	4-A09
	8	202	4-A21
	8	206	4-B01
	8	210	4-B05
696256-7	8	188	4-A07
	8	190	4-A09
	8	202	4-A21
	8	206	4-B01
	8	210	4-B05
	8	252	4-C23
696257-5	8	188	4-A07
	8	192	4-A11
	8	202	4-A21
	8	206	4-B01
	8	210	4-B05
696258-3	8	188	4-A07
696258-3	8	192	4-A11
	8	202	4-A21
	8	206	4-B01
	8	210	4-B05
696259-1	8	244	4-C15
	8	248	4-C19
	8	258	4-D05
	8	268	4-D15
	8	274	4-D21
	8	324	4-F23
	8	328	4-G03
	8	334	4-G09
	8	346	4-G21
	8	352	4-H03
	8	370	4-H21
696260-9	8	244	4-C15
	8	248	4-C19
	8	252	4-C23
	8	258	4-D05
	8	268	4-D15
	8	274	4-D21
	8	298	4-E21
	8	326	4-G01
	8	328	4-G03
	8	334	4-G09
	8	346	4-G21
	8	352	4-H03
	8	370	4-H21
696261-7	8	244	4-C15
	8	248	4-C19
	8	254	4-D01
	8	258	4-D05
	8	270	4-D17
	8	274	4-D21
	8	300	4-E23
	8	326	4-G01
	8	330	4-G05
	8	334	4-G09
	8	346	4-G21
	8	352	4-H03
696262-5	8	244	4-C15
	8	248	4-C19
	8	254	4-D01
	8	258	4-D05
	8	270	4-D17
	8	274	4-D21
	8	300	4-E23
	8	326	4-G01
	8	330	4-G05
	8	334	4-G09
	8	346	4-G21
	8	352	4-H03
696263-3	8	244	4-C15
	8	248	4-C19
	8	254	4-D01
	8	258	4-D05
	8	270	4-D17
	8	274	4-D21
	8	300	4-E23
	8	326	4-G01
	8	330	4-G05
	8	334	4-G09
	8	346	4-G21
	8	352	4-H03
696264-1	8	244	4-C15
	8	248	4-C19
	8	254	4-D01
	8	258	4-D05
	8	270	4-D17
	8	274	4-D21
	8	300	4-E23
	8	326	4-G01
	8	330	4-G05
696265-8	8	326	4-G01
	8	330	4-G05
696265-8	8	336	4-G11
	8	346	4-G21
	8	354	4-H05
	8	364	4-H15
	8	368	4-H19
696266-6	8	326	4-G01
	8	330	4-G05
	8	336	4-G11
	8	346	4-G21
	8	354	4-H05
	8	364	4-H15
	8	368	4-H19
696294-8	8	188	4-A07
	8	190	4-A09
	8	202	4-A21
	8	206	4-B01
	8	210	4-B05
696295-5	8	188	4-A07
	8	190	4-A09
	8	202	4-A21
	8	206	4-B01
	8	210	4-B05
696296-3	8	188	4-A07
	8	192	4-A11
	8	202	4-A21
	8	206	4-B01
	8	210	4-B05
696297-1	8	188	4-A07
	8	192	4-A11
	8	202	4-A21
	8	206	4-B01
	8	210	4-B05
696300-3	8	194	4-A13
	8	260	4-D07
	8	338	4-G13
696301-1	8	194	4-A13
	8	260	4-D07
	8	338	4-G13
696302-9	8	196	4-A15
	8	262	4-D09
696303-7	8	196	4-A15
696304-5	8	338	4-G13
696306-0	8	340	4-G15
696308-6	8	196	4-A15
	8	206	4-B01
696366-4	8	252	4-C23
	8	258	4-D05
	8	268	4-D15
	8	274	4-D21
	8	278	4-E01
	8	334	4-G09
	8	346	4-G21
	8	352	4-H03
	8	358	4-H09
696367-2	8	244	4-C15
	8	248	4-C19
	8	254	4-D01
	8	258	4-D05
	8	270	4-D17
	8	274	4-D21
	8	300	4-E23
	8	326	4-G01
	8	330	4-G05
	8	334	4-G09
	8	346	4-G21
	8	352	4-H03
	8	358	4-H09
696368-0	8	254	4-D01
	8	258	4-D05
696368-0	8	334	4-G09
	8	346	4-G21
696390-4	8	244	4-C15
	8	248	4-C19
	8	254	4-D01
	8	258	4-D05
	8	270	4-D17
	8	274	4-D21
	8	300	4-E23
696391-2	8	244	4-C15
	8	248	4-C19
	8	254	4-D01
	8	258	4-D05
	8	270	4-D17
	8	274	4-D21
	8	300	4-E23
696392-0	8	326	4-G01
	8	330	4-G05
	8	336	4-G11
	8	346	4-G21
	8	354	4-H05
	8	358	4-H09
696393-8	8	326	4-G01
	8	330	4-G05
	8	336	4-G11
	8	346	4-G21
	8	354	4-H05
	8	358	4-H09
696444-9	8	196	4-A15
	8	202	4-A21
	8	206	4-B01
	8	210	4-B05
	8	212	4-B07
696446-4	8	196	4-A15
	8	202	4-A21
	8	206	4-B01
	8	210	4-B05
	8	212	4-B07
696448-0	8	196	4-A15
	8	202	4-A21
	8	206	4-B01
	8	210	4-B05
	8	212	4-B07
696450-6	8	258	4-D05
	8	262	4-D09
	8	264	4-D11
	8	268	4-D15
	8	274	4-D21
	8	278	4-E01
	8	340	4-G15
	8	346	4-G21
	8	352	4-H03
	8	358	4-H09
696452-2	8	258	4-D05
	8	262	4-D09
	8	264	4-D11
	8	268	4-D15
	8	274	4-D21
	8	278	4-E01
	8	340	4-G15
	8	346	4-G21
	8	352	4-H03
	8	358	4-H09
696454-8	8	258	4-D05
	8	262	4-D09
	8	264	4-D11
	8	270	4-D17
	8	274	4-D21

Nummerregister — Numerical register

Grupp Group 10b — Sida Page 37

1979-11

Artikel nr Part No	Gr Gr	Sida Page	Koord. Grid
696454-8	8	280	4-E03
	8	340	4-G15
	8	346	4-G21
	8	352	4-H03
	8	358	4-H09
696456-3	8	258	4-D05
	8	262	4-D09
	8	264	4-D11
	8	270	4-D17
	8	274	4-D21
	8	280	4-E03
	8	340	4-G15
	8	346	4-G21
	8	354	4-H05
	8	358	4-H09
696458-9	8	258	4-D05
	8	262	4-D09
	8	264	4-D11
	8	270	4-D17
	8	274	4-D21
	8	280	4-E03
696464-7	8	340	4-G15
	8	346	4-G21
696466-2	8	340	4-G15
	8	348	4-G23
696777-2	8	206	4-B01
696778-0	8	206	4-B01
	8	210	4-B05
696779-8	8	206	4-B01
	8	210	4-B05
696780-6	8	206	4-B01
	8	210	4-B05
696781-4	8	274	4-D21
	8	278	4-E01
696782-2	8	274	4-D21
	8	278	4-E01
696783-0	8	274	4-D21
	8	280	4-E03
696784-8	8	274	4-D21
	8	280	4-E03
696785-5	8	274	4-D21
696786-3	8	274	4-D21
	8	280	4-E03
697064-4	8	138	3-J19
697069-3	8	140	3-J21
	8	144	3-K01
697070-1	8	140	3-J21
697071-9	8	140	3-J21
	8	144	3-K01
697072-7	8	140	3-J21
	8	144	3-K01
697076-8	8	140	3-J21
	8	144	3-K01
697077-6	8	140	3-J21
697086-7	8	144	3-K01
697087-5	8	144	3-K01
697094-1	8	138	3-J19
697096-6	8	138	3-J19
697097-4	8	138	3-J19
697103-0	8	198	4-A17
	8	254	4-D01
	8	258	4-D05
697105-5	8	202	4-A21
	8	254	4-D01
	8	262	4-D09
697107-1	8	262	4-D09
	8	264	4-D11
697146-9	8	140	3-J21
697147-7	8	142	3-J23
697148-5	8	142	3-J23
697149-3	8	142	3-J23
697150-1	8	142	3-J23
697151-9	8	142	3-J23
697152-7	8	142	3-J23
697153-5	8	142	3-J23
697154-3	8	142	3-J23
697155-0	8	142	3-J23
697267-3	8	416	4-J19
697268-1	8	416	4-J19
697269-9	8	416	4-J19
697270-7	8	416	4-J19
697275-6	8	336	4-G11
	8	342	4-G17
	8	348	4-G23
697276-4	8	354	4-H05
697277-2	8	354	4-H05
	8	358	4-H09
697278-0	8	354	4-H05
	8	358	4-H09
	8	368	4-H19
697279-8	8	336	4-G11
	8	340	4-G15
	8	346	4-G21
697280-6	8	354	4-H05
697281-4	8	354	4-H05
	8	358	4-H09
697282-2	8	354	4-H05
	8	358	4-H09
	8	368	4-H19
697283-0	8	336	4-G11
	8	340	4-G15
	8	346	4-G21
697284-8	8	354	4-H05
697285-5	8	354	4-H05
	8	358	4-H09
697286-3	8	354	4-H05
	8	358	4-H09
	8	368	4-H19
697299-6	8	148	3-K05
697316-8	8	204	4-A23
	8	208	4-B03
	8	266	4-D13
	8	272	4-D19
	8	350	4-H01
	8	352	4-H03
697317-6	8	204	4-A23
	8	208	4-B03
	8	268	4-D15
	8	272	4-D19
	8	352	4-H03
	8	356	4-H07
697319-2	8	204	4-A23
	8	208	4-B03
	8	212	4-B07
	8	266	4-D13
	8	272	4-D19
	8	278	4-E01
	8	352	4-H03
	8	356	4-H07
697320-0	8	204	4-A23
	8	208	4-B03
	8	272	4-D19
	8	278	4-E01
697321-8	8	196	4-A15
	8	260	4-D07
	8	356	4-H07
697321-8	8	366	4-H17
	8	370	4-H21
697322-6	8	266	4-D13
697327-5	8	148	3-K05
697328-3	8	148	3-K05
697329-1	8	150	3-K07
697330-9	8	150	3-K07
697331-7	8	150	3-K07
697332-5	8	150	3-K07
697333-3	8	150	3-K07
697334-1	8	336	4-G11
	8	340	4-G15
697335-8	8	336	4-G11
	8	342	4-G17
697336-6	8	336	4-G11
	8	346	4-G21
697337-4	8	354	4-H05
697338-2	8	336	4-G11
	8	346	4-G21
697339-0	8	354	4-H05
697340-8	8	336	4-G11
	8	346	4-G21
697341-6	8	336	4-G11
	8	348	4-G23
697342-4	8	336	4-G11
	8	346	4-G21
697343-2	8	354	4-H05
	8	358	4-H09
697344-0	8	336	4-G11
	8	348	4-G23
697345-7	8	354	4-H05
	8	358	4-H09
697346-5	8	340	4-G15
	8	346	4-G21
697347-3	8	354	4-H05
	8	358	4-H09
697348-1	8	340	4-G15
	8	348	4-G23
697349-9	8	354	4-H05
	8	358	4-H09
697350-7	8	340	4-G15
697351-5	8	342	4-G17
697352-3	8	334	4-G09
697354-9	8	334	4-G09
697355-6	8	334	4-G09
697356-4	8	340	4-G15
697357-2	8	340	4-G15
697358-0	8	344	4-G19
697359-8	8	346	4-G21
697360-6	8	346	4-G21
697361-4	8	346	4-G21
697362-2	8	352	4-H03
697363-0	8	352	4-H03
697364-8	8	352	4-H03
697365-5	8	352	4-H03
697366-3	8	356	4-H07
697367-1	8	356	4-H07
697368-9	8	340	4-G15
697369-7	8	340	4-G15
697374-7	8	358	4-H09
	8	368	4-H19
697375-4	8	358	4-H09
	8	368	4-H19
697376-2	8	356	4-H07
697377-0	8	358	4-H09
697378-8	8	358	4-H09
697379-6	8	358	4-H09
697575-9	8	416	4-J19
697576-7	8	416	4-J19
697577-5	8	416	4-J19
697615-3	8	140	3-J21
	8	144	3-K01
697617-9	8	140	3-J21
	8	144	3-K01
697808-4	8	212	4-B07
	8	278	4-E01
697820-9	8	282	4-E05
697821-7	8	258	4-D05
	8	262	4-D09
	8	264	4-D11
	8	270	4-D17
	8	274	4-D21
	8	280	4-E03
	8	282	4-E05
697822-5	8	340	4-G15
	8	346	4-G21
	8	354	4-H05
	8	358	4-H09
697823-3	8	340	4-G15
	8	346	4-G21
	8	354	4-H05
	8	358	4-H09
697880-3	8	200	4-A19
	8	212	4-B07
	8	264	4-D11
	8	266	4-D13
	8	278	4-E01
	8	282	4-E05
697881-1	8	266	4-D13
697882-9	8	268	4-D15
697883-7	8	202	4-A21
	8	212	4-B07
	8	264	4-D11
	8	268	4-D15
	8	278	4-E01
697884-5	8	202	4-A21
	8	212	4-B07
	8	264	4-D11
	8	268	4-D15
	8	278	4-E01
697885-2	8	202	4-A21
	8	212	4-B07
	8	264	4-D11
	8	268	4-D15
	8	278	4-E01
698831-5	8	196	4-A15
698832-3	8	196	4-A15
699001-4	8	200	4-A19
	8	204	4-A23
	8	250	4-C21
	8	266	4-D13
	8	298	4-E21
	8	332	4-G07
	8	350	4-H01
	8	360	4-H11
	8	366	4-H17
699003-0	8	200	4-A19
	8	204	4-A23
	8	250	4-C21
	8	266	4-D13
	8	332	4-G07
	8	350	4-H01
699004-8	8	200	4-A19
	8	250	4-C21
	8	332	4-G07
699005-5	8	194	4-A13

Sida / Page: 38

Grupp / Group: 10b

Nummerregister / Numerical register

1979-11

Artikel nr / Part No	Gr / Gr	Sida / Page	Koord. / Grid
699005-5	8	204	4-A23
	8	256	4-D03
	8	272	4-D19
	8	338	4-G13
	8	350	4-H01
699012-1	8	200	4-A19
	8	204	4-A23
	8	208	4-B03
	8	250	4-C21
	8	256	4-D03
	8	266	4-D13
	8	272	4-D19
	8	332	4-G07
	8	344	4-G19
	8	350	4-H01
	8	356	4-H07
699013-9	8	200	4-A19
	8	250	4-C21
	8	260	4-D07
	8	332	4-G07
	8	344	4-G19
699014-7	8	194	4-A13
	8	208	4-B03
	8	212	4-B07
	8	256	4-D03
	8	260	4-D07
	8	266	4-D13
	8	278	4-E01
	8	338	4-G13
	8	344	4-G19
	8	356	4-H07
699065-9	8	200	4-A19
	8	208	4-B03
	8	250	4-C21
	8	256	4-D03
	8	272	4-D19
	8	332	4-G07
	8	344	4-G19
	8	356	4-H07
699066-7	8	200	4-A19
	8	250	4-C21
	8	260	4-D07
	8	332	4-G07
	8	344	4-G19
699119-4	8	194	4-A13
	8	250	4-C21
	8	332	4-G07
699132-7	8	194	4-A13
	8	250	4-C21
	8	256	4-D03
	8	332	4-G07
	8	338	4-G13
699133-5	8	194	4-A13
	8	250	4-C21
	8	256	4-D03
	8	332	4-G07
	8	338	4-G13
699137-6	8	148	3-K05
	8	150	3-K07
699138-4	8	204	4-A23
	8	272	4-D19
699139-2	8	204	4-A23
	8	208	4-B03
	8	272	4-D19
	8	278	4-E01
699141-8	8	208	4-B03
	8	278	4-E01
699191-3	8	148	3-K05
699191-3	8	150	3-K07
699192-1	8	148	3-K05
	8	150	3-K07
699193-9	8	148	3-K05
	8	150	3-K07
699194-7	8	148	3-K05
	8	150	3-K07
699224-2	8	162	3-K19
	8	186	4-A05
	8	190	4-A09
	8	200	4-A19
	8	204	4-A23
	8	208	4-B03
	8	220	4-B15
	8	242	4-C13
	8	246	4-C17
	8	250	4-C21
	8	256	4-D03
	8	266	4-D13
	8	272	4-D19
	8	284	4-E07
	8	298	4-E21
	8	302	4-F01
	8	324	4-F23
	8	328	4-G03
	8	332	4-G07
	8	344	4-G19
	8	350	4-H01
	8	360	4-H11
	8	366	4-H17
	8	370	4-H21
699419-8	8	162	3-K19
	8	194	4-A13
	8	200	4-A19
	8	204	4-A23
	8	208	4-B03
	8	212	4-B07
	8	216	4-B11
	8	256	4-D03
	8	260	4-D07
	8	266	4-D13
	8	272	4-D19
	8	278	4-E01
	8	282	4-E05
	8	284	4-E07
	8	302	4-F01
	8	338	4-G13
	8	344	4-G19
	8	350	4-H01
	8	356	4-H07
714529-5	2c	10	1-F11
	2c	12	1-F13
	6	12	3-C17
	9	34	5-B11
820338-2	2c	34	1-G11
820342-4	2c	34	1-G11
820346-5	2c	34	1-G11
820352-3	2c	36	1-G13
	2c	52	1-H05
	2c	60	1-H13
	2c	64	1-H17
820355-6	2c	34	1-G11
820356-4	2c	34	1-G11
	2c	50	1-H03
	2c	60	1-H13
	2c	62	1-H15
820358-0	2c	34	1-G11
820359-8	2c	34	1-G11
820360-6	2c	34	1-G11
820361-4	2c	34	1-G11
	2c	52	1-H05
	2c	60	1-H13
	2c	64	1-H17
820362-2	2c	34	1-G11
824589-6	2a	24	1-D01
827562-0	3	30	2-B07
	10a	12	5-C13
833727-1	3	40	2-B17
834518-3	3	40	2-B17
870670-7	2b	10	1-E11
870690-5	3	10	2-A11
	3	12	2-A13
905426-3	9	30	5-B07
907132-5	4	54	2-H07
907135-8	4	50	2-H03
907174-7	2c	40	1-G17
	2c	42	1-G19
	2c	54	1-H07
	8	402	4-J05
907181-2	4	50	2-H03
907819-7	2d	4	1-J05
	2d	12	1-J13
	2d	14	1-J15
907821-3	8	400	4-J03
907822-1	5	42	3-B19
907824-7	2d	4	1-J05
	2d	10	1-J11
	4	10	2-F11
	5	32	3-B09
	5	36	3-B13
	5	48	3-C01
	6	6	3-C11
	8	22	3-E23
	8	26	3-F03
	8	388	4-I15
	8	394	4-I21
	8	400	4-J03
	8	406	4-J09
907849-4	2c	4	1-F05
	2c	8	1-F09
	2c	18	1-F19
	4	52	2-H05
	5	36	3-B13
	6	8	3-C13
907875-9	6	12	3-C17
	6	36	3-D17
907966-6	3	56	2-C09
910115-5	3	26	2-B03
910118-9	2a	16	1-C17
910123-9	2a	12	1-C13
913094-9	2d	4	1-J05
	2d	12	1-J13
	2d	14	1-J15
913114-5	8	22	3-E23
	8	26	3-F03
913124-4	5	32	3-B09
913128-5	4	10	2-F11
	5	42	3-B19
913129-3	4	10	2-F11
	5	48	3-C01
913131-9	5	48	3-C01
914446-0	5	44	3-B21
914448-6	2c	16	1-F17
914449-4	5	28	3-B05
914454-4	9	34	5-B11
914456-9	2a	20	1-C21
914510-3	2a	12	1-C13
914516-0	6	38	3-D19
914523-6	6	36	3-D17
914526-9	9	34	5-B11
914533-5	4	46	2-G23
914537-6	4	28	2-G05
	4	32	2-G09
	4	38	2-G15
	4	46	2-G23
921692-0	2a	14	1-C15
921781-1	2a	20	1-C21
925053-1	8	148	3-K05
	8	152	3-K09
925054-9	4	60	2-H13
	4	66	2-H19
925055-6	8	84	3-H13
	8	390	4-I17
	8	396	4-I23
925060-6	3	4	2-A05
925068-9	2c	4	1-F05
	2c	8	1-F09
	2c	18	1-F19
	2c	30	1-G07
925255-2	2a	24	1-D01
940019-3	3	52	2-C05
940045-8	5	6	3-A07
	5	14	3-A15
	5	16	3-A17
940090-4	2c	4	1-F05
	2c	8	1-F09
	2c	18	1-F19
	2c	22	1-F23
	2c	28	1-G05
	3	68	2-C21
	3	70	2-C23
	8	14	3-E15
	8	16	3-E17
	8	68	3-G21
940092-0	2c	20	1-F21
	2c	32	1-G09
	2d	16	1-J17
	3	42	2-B19
	3	54	2-C07
	3	70	2-C23
	5	24	3-B01
	8	12	3-E13
	8	14	3-E15
	8	98	3-I03
	8	106	3-I11
	8	112	3-I17
	8	116	3-I21
	8	128	3-J09
	9	4	5-A05
	9	8	5-A09
	9	12	5-A13
	9	14	5-A15
940096-1	2a	4	1-C05
940097-9	3	54	2-C07
	3	102	2-E07
	4	22	2-F23
	4	24	2-G01
	4	60	2-H13
	4	66	2-H19
	6	4	3-C09
	8	76	3-H05
	8	386	4-I13
	8	390	4-I17
	8	396	4-I23

Nummerregister — Numerical register

Grupp Group 10b — Sida Page 39

1979-11

Artikel nr Part No	Gr Gr	Sida Page	Koord. Grid
940097-9	8	398	4-J01
	8	402	4-J05
	8	404	4-J07
940098-7	3	54	2-C07
940100-1	2a	14	1-C15
	3	8	2-A09
	3	68	2-C21
	3	72	2-D01
	4	6	2-F07
	4	24	2-G01
	4	62	2-H15
	6	12	3-C17
	8	128	3-J09
940108-4	4	22	2-F23
	4	24	2-G01
	4	60	2-H13
	4	66	2-H19
	4	114	2-J19
	6	12	3-C17
	8	10	3-E11
	8	18	3-E19
	8	76	3-H05
940109-2	3	42	2-B19
	3	54	2-C07
	3	74	2-D03
	3	80	2-D09
	4	88	2-I17
	8	12	3-E13
940110-0	4	74	2-I03
	4	78	2-I07
	4	82	2-I11
940113-4	2d	18	1-J19
	2d	22	1-J23
	4	102	2-J07
	8	74	3-H03
	8	386	4-I13
	8	396	4-I23
	8	402	4-J05
	8	404	4-J07
940114-2	2a	6	1-C07
	6	12	3-C17
	9	34	5-B11
940115-9	2b	6	1-E07
	4	114	2-J19
	6	12	3-C17
	8	128	3-J09
940117-5	2a	24	1-D01
	4	62	2-H15
	4	70	2-H23
	4	74	2-I03
	4	78	2-I07
	4	82	2-I11
	8	154	3-K11
940119-1	3	48	2-C01
	8	100	3-I05
	8	108	3-I13
940120-9	2c	24	1-G01
	2c	28	1-G05
940121-7	3	62	2-C15
	8	100	3-I05
940133-2	3	22	2-A23
	4	114	2-J19
940134-0	2a	6	1-C07
940135-7	2a	22	1-C23
	2a	24	1-D01
	2b	4	1-E05
	2c	80	1-I09
	2c	84	1-I13
940135-7	2c	92	1-I21
	2c	94	1-I23
	4	4	2-F05
	4	6	2-F07
	4	10	2-F11
	4	24	2-G01
	4	30	2-G07
	4	36	2-G13
	4	42	2-G19
	4	64	2-H17
	4	70	2-H23
	4	74	2-I03
	4	78	2-I07
	4	82	2-I11
	4	90	2-I19
	5	36	3-B13
	5	48	3-C01
	8	386	4-I13
	8	396	4-I23
	8	398	4-J01
	8	402	4-J05
	8	404	4-J07
940136-5	2c	90	1-I19
	2c	94	1-I23
940140-7	8	12	3-E13
940143-1	3	78	2-D07
	5	42	3-B19
940145-6	3	70	2-C23
	8	10	3-E11
	8	98	3-I03
	8	106	3-I11
	8	400	4-J03
940147-2	3	80	2-D09
	4	22	2-F23
	4	24	2-G01
940152-2	4	6	2-F07
	5	30	3-B07
	6	16	3-C21
940153-0	9	22	5-A23
	9	26	5-B03
940154-8	5	22	3-A23
	5	26	3-B03
940155-5	2c	34	1-G11
	2c	50	1-H03
	2c	58	1-H11
	2c	62	1-H15
	3	56	2-C09
	3	68	2-C21
	8	52	3-G05
	8	54	3-G07
	8	56	3-G09
	8	60	3-G13
	8	62	3-G15
	8	64	3-G17
	8	74	3-H03
	8	84	3-H13
	8	384	4-I11
	8	410	4-J13
	8	412	4-J15
	8	414	4-J17
940156-3	4	4	2-F05
	4	10	2-F11
	5	42	3-B19
	5	48	3-C01
	6	12	3-C17
940157-1	3	6	2-A07
940158-9	2a	2	1-C03
940159-7	2c	90	1-I19
940159-7	2c	92	1-I21
	4	64	2-H17
	6	12	3-C17
940160-5	2a	2	1-C03
	4	60	2-H13
	4	66	2-H19
940161-3	2b	2	1-E03
	2b	8	1-E09
	3	8	2-A09
	4	10	2-F11
	6	12	3-C17
	8	386	4-I13
	8	396	4-I23
	8	402	4-J05
	8	404	4-J07
940162-1	2a	2	1-C03
	4	60	2-H13
	4	66	2-H19
	4	88	2-I17
	6	12	3-C17
	8	406	4-J09
940176-1	2d	22	1-J23
940180-3	8	418	4-J21
940184-5	3	6	2-A07
940204-1	3	78	2-D07
940215-7	8	74	3-H03
940280-1	2c	22	1-F23
	2d	18	1-J19
	2d	22	1-J23
	3	22	2-A23
	4	112	2-J17
	4	114	2-J19
	4	118	2-J23
	4	120	2-K01
	5	22	3-A23
	5	26	3-B03
	6	12	3-C17
	8	128	3-J09
940319-7	3	8	2-A09
940320-5	3	8	2-A09
940397-3	8	148	3-K05
	8	150	3-K07
	8	152	3-K09
941093-7	8	8	3-E09
	8	10	3-E11
941111-7	2b	10	1-E11
941112-5	2b	10	1-E11
941140-6	2d	4	1-J05
	2d	14	1-J15
	4	64	2-H17
941262-8	3	102	2-E07
941265-1	2c	22	1-F23
	2c	26	1-G03
	3	86	2-D15
	3	100	2-E05
941268-5	2c	10	1-F11
	2c	20	1-F21
	2c	32	1-G09
941269-3	2d	8	1-J09
	2d	18	1-J19
	2d	22	1-J23
	8	422	4-K01
941279-2	9	36	5-B13
941354-3	2c	12	1-F13
	2c	20	1-F21
	2c	22	1-F23
	2c	26	1-G03
941379-0	4	86	2-I15
941379-0	4	88	2-I17
941380-8	4	92	2-I21
941381-6	4	90	2-I19
941387-3	3	78	2-D07
	9	38	5-B15
941427-7	4	96	2-J01
	4	100	2-J05
941442-6	4	70	2-H23
	4	74	2-I03
	4	78	2-I07
941458-2	4	86	2-I15
941459-0	4	86	2-I15
941486-3	2c	12	1-F13
941524-1	6	8	3-C13
941569-6	8	374	4-I01
941637-1	8	114	3-I19
	8	118	3-I23
	8	126	3-J07
941680-1	2c	4	1-F05
	2c	8	1-F09
	2c	18	1-F19
	2c	30	1-G07
941730-4	3	104	2-E09
941739-5	9	34	5-B11
941754-4	6	12	3-C17
941790-8	6	22	3-D03
941841-9	2c	94	1-I23
	4	64	2-H17
	6	22	3-D03
941857-5	4	114	2-J19
	4	120	2-K01
941858-3	4	112	2-J17
	4	116	2-J21
941904-5	3	24	2-B01
941905-2	2c	20	1-F21
	2c	32	1-G09
	3	22	2-A23
	3	42	2-B19
	3	54	2-C07
	3	78	2-D07
	3	102	2-E07
	4	26	2-G03
	8	14	3-E15
	8	56	3-G09
	8	82	3-H11
	8	98	3-I03
	8	100	3-I05
	8	106	3-I11
	8	108	3-I13
	8	418	4-J21
	9	4	5-A05
	9	6	5-A07
	9	8	5-A09
941906-0	2a	2	1-C03
	2a	14	1-C15
	2a	18	1-C19
	2a	24	1-D01
	2b	8	1-E09
	2c	12	1-F13
	2c	16	1-F17
	2c	24	1-G01
	2c	28	1-G05
	2c	32	1-G09
	2d	4	1-J05
	2d	8	1-J09
	2d	14	1-J15
	3	4	2-A05
	3	6	2-A07

Sida / Page: 40

Grupp / Group: 10b

Nummerregister / Numerical register

1979-11

Artikel nr / Part No	Gr / Gr	Sida / Page	Koord. / Grid
941906-0	3	8	2-A09
	3	22	2-A23
	3	24	2-B01
	3	68	2-C21
	3	78	2-D07
	3	102	2-E07
	4	6	2-F07
	4	24	2-G01
	4	62	2-H15
	4	64	2-H17
	4	68	2-H21
	5	22	3-A23
	5	24	3-B01
	5	26	3-B03
	8	10	3-E11
	8	72	3-H01
	8	82	3-H11
	8	84	3-H13
	8	90	3-H19
	8	100	3-I05
	8	108	3-I13
	8	148	3-K05
	8	150	3-K07
	8	152	3-K09
	8	154	3-K11
	8	156	3-K13
	8	412	4-J15
	8	416	4-J19
	8	418	4-J21
941907-8	2a	6	1-C07
	2a	8	1-C09
	2a	24	1-D01
	2b	2	1-E03
	2b	4	1-E05
	2b	8	1-E09
	2b	10	1-E11
	2c	4	1-F05
	2c	10	1-F11
	2c	12	1-F13
	2c	22	1-F23
	2c	26	1-G03
	2c	80	1-I09
	2c	82	1-I11
	2c	84	1-I13
	2d	18	1-J19
	2d	22	1-J23
	3	4	2-A05
	3	20	2-A21
	3	54	2-C07
	4	6	2-F07
	4	10	2-F11
	4	26	2-G03
	4	62	2-H15
	4	64	2-H17
	4	66	2-H19
	4	68	2-H21
	4	102	2-J07
	5	28	3-B05
	5	44	3-B21
	5	48	3-C01
	6	24	3-D05
	8	68	3-G21
	8	70	3-G23
	8	72	3-H01
	8	82	3-H11
	8	98	3-I03
	8	100	3-I05
	8	106	3-I11
941907-8	8	154	3-K11
	8	416	4-J19
	8	418	4-J21
	8	420	4-J23
	9	38	5-B15
941908-6	4	112	2-J17
941909-4	2a	2	1-C03
	3	6	2-A07
	4	60	2-H13
	4	66	2-H19
	5	28	3-B05
941911-0	6	12	3-C17
941912-8	2c	28	1-G05
941939-1	4	28	2-G05
	4	32	2-G09
	4	38	2-G15
941961-5	8	10	3-E11
941962-3	8	8	3-E09
	8	10	3-E11
941979-7	2d	4	1-J05
	2d	8	1-J09
	2d	14	1-J15
942054-8	2d	18	1-J19
	2d	22	1-J23
942055-5	9	12	5-A13
	9	14	5-A15
	9	16	5-A17
942132-2	4	112	2-J17
942175-1	4	24	2-G01
	4	62	2-H15
942182-7	8	176	3-L09
942188-4	8	164	3-K21
	8	168	3-L01
	8	172	3-L05
	8	180	3-L13
	8	184	4-A03
	8	188	4-A07
	8	190	4-A09
	8	196	4-A15
	8	218	4-B13
	8	222	4-B17
	8	228	4-B23
	8	232	4-C03
	8	234	4-C05
	8	236	4-C07
	8	240	4-C11
	8	244	4-C15
	8	248	4-C19
	8	262	4-D09
	8	282	4-E05
	8	286	4-E09
	8	292	4-E15
	8	296	4-E19
	8	298	4-E21
	8	300	4-E23
	8	304	4-F03
	8	308	4-F07
	8	314	4-F13
	8	316	4-F15
	8	318	4-F17
	8	322	4-F21
	8	326	4-G01
	8	328	4-G03
	8	330	4-G05
	8	362	4-H13
	8	366	4-H17
	8	368	4-H19
	8	370	4-H21
942188-4	8	402	4-J05
942199-1	8	78	3-H07
942207-2	3	54	2-C07
942227-0	4	64	2-H17
	5	32	3-B09
	5	48	3-C01
	6	8	3-C13
942267-6	4	108	2-J13
942270-0	6	8	3-C13
	6	12	3-C17
942290-8	8	74	3-H03
942330-2	8	418	4-J21
942336-9	2a	2	1-C03
	3	20	2-A21
	3	54	2-C07
	4	22	2-F23
	4	24	2-G01
	4	60	2-H13
	4	66	2-H19
	4	68	2-H21
	4	114	2-J19
	4	116	2-J21
	4	118	2-J23
	4	120	2-K01
	4	122	2-K03
	4	126	2-K07
	5	18	3-A19
	5	22	3-A23
	5	26	3-B03
	6	8	3-C13
	6	12	3-C17
	6	26	3-D07
	8	128	3-J09
	8	406	4-J09
942338-5	6	4	3-C09
942339-3	4	28	2-G05
	4	32	2-G09
	4	38	2-G15
	4	46	2-G23
942340-1	4	28	2-G05
	4	32	2-G09
	4	38	2-G15
	4	46	2-G23
942355-9	9	22	5-A23
	9	26	5-B03
942356-7	9	22	5-A23
	9	30	5-B07
942357-5	9	22	5-A23
	9	30	5-B07
942359-1	9	22	5-A23
942383-1	4	56	2-H09
942390-6	2a	2	1-C03
	2c	24	1-G01
	2c	28	1-G05
942402-9	4	108	2-J13
	4	122	2-K03
	4	126	2-K07
	5	18	3-A19
	5	44	3-B21
	6	24	3-D05
	8	12	3-E13
	8	50	3-G03
	8	74	3-H03
	8	82	3-H11
	8	128	3-J09
942408-6	9	4	5-A05
	9	6	5-A07
	9	10	5-A11
942408-6	9	12	5-A13
942411-0	4	42	2-G19
942448-2	9	4	5-A05
	9	6	5-A07
942449-0	9	4	5-A05
942477-1	5	20	3-A21
942519-0	8	390	4-I17
	8	396	4-I23
942540-6	3	44	2-B21
942542-2	3	8	2-A09
942545-5	3	94	2-D23
942565-3	8	100	3-I05
	8	108	3-I13
942568-7	2c	92	1-I21
942575-2	8	82	3-H11
942585-1	8	78	3-H07
942593-5	4	24	2-G01
	4	62	2-H15
942594-3	4	24	2-G01
942607-3	3	104	2-E09
942624-8	2a	24	1-D01
	2c	90	1-I19
	2c	92	1-I21
	2c	94	1-I23
	3	6	2-A07
	3	8	2-A09
	3	56	2-C09
	3	58	2-C11
	8	18	3-E19
	8	76	3-H05
	9	4	5-A05
	9	8	5-A09
942643-8	6	34	3-D15
942644-6	6	34	3-D15
942654-5	4	130	2-K11
942668-5	8	156	3-K13
942672-7	9	38	5-B15
942700-6	2b	6	1-E07
942734-5	2a	10	1-C11
942753-5	9	16	5-A17
942754-3	8	46	3-F23
942760-0	4	114	2-J19
	4	120	2-K01
942766-7	6	14	3-C19
942785-7	2b	10	1-E11
	3	94	2-D23
	9	36	5-B13
942799-8	8	148	3-K05
	8	152	3-K09
942803-8	4	108	2-J13
942817-8	4	24	2-G01
	4	62	2-H15
942830-1	2c	90	1-I19
942835-0	2d	4	1-J05
942836-8	2d	4	1-J05
	2d	8	1-J09
	2d	10	1-J11
	2d	12	1-J13
	2d	14	1-J15
942837-6	2d	4	1-J05
	2d	8	1-J09
	2d	10	1-J11
	2d	12	1-J13
	2d	14	1-J15
942852-5	2a	10	1-C11
942900-2	2a	6	1-C07
	2a	8	1-C09
942905-1	4	124	2-K05

Nummerregister — Numerical register

Grupp Group 10b — Sida Page 41

1979-11

Artikel nr Part No	Gr Gr	Sida Page	Koord. Grid
942905-1	4	128	2-K09
942914-3	3	78	2-D07
	5	42	3-B19
942915-0	3	58	2-C11
	4	68	2-H21
	8	82	3-H11
942928-3	2a	2	1-C03
	5	18	3-A19
942944-0	3	68	2-C21
942988-7	2d	4	1-J05
	2d	10	1-J11
942995-2	2c	94	1-I23
943002-6	2a	4	1-C05
	6	12	3-C17
943017-4	4	24	2-G01
	4	62	2-H15
943035-6	2c	16	1-F17
	4	24	2-G01
	4	62	2-H15
943038-0	6	8	3-C13
	6	12	3-C17
943052-1	8	128	3-J09
943090-1	5	4	3-A05
	5	6	3-A07
943097-6	2a	22	1-C23
943099-2	8	418	4-J21
943131-3	8	374	4-I01
943159-4	4	68	2-H21
	8	52	3-G05
	8	56	3-G09
	8	60	3-G13
	8	64	3-G17
	8	74	3-H03
	9	34	5-B11
943163-6	4	18	2-F19
943182-6	8	90	3-H19
943183-4	6	14	3-C19
943278-2	8	418	4-J21
943291-5	8	402	4-J05
943294-9	2a	2	1-C03
943298-0	8	54	3-G07
	8	62	3-G15
943309-5	4	60	2-H13
	4	66	2-H19
943314-5	2d	10	1-J11
943315-2	2d	10	1-J11
943363-2	2d	10	1-J11
943368-1	2a	24	1-D01
943393-9	9	22	5-A23
	9	30	5-B07
	9	32	5-B09
943394-7	9	22	5-A23
	9	26	5-B03
	9	30	5-B07
943395-4	9	22	5-A23
	9	24	5-B01
	9	30	5-B07
943407-7	8	378	4-I05
	8	380	4-I07
943412-7	3	8	2-A09
943423-4	5	18	3-A19
943455-6	2a	16	1-C17
943456-4	5	42	3-B19
943457-2	5	46	3-B23
943470-5	2c	14	1-F15
	8	46	3-F23
	9	34	5-B11
943471-3	6	14	3-C19
943472-1	2c	4	1-F05
	2c	8	1-F09
	2c	18	1-F19
	2c	22	1-F23
	2c	26	1-G03
	2c	30	1-G07
943473-9	2a	24	1-D01
	9	4	5-A05
	9	8	5-A09
	9	18	5-A19
943476-2	2b	4	1-E05
943479-6	2c	4	1-F05
	2c	8	1-F09
	2c	18	1-F19
	2c	30	1-G07
943480-4	2c	80	1-I09
	2c	84	1-I13
	2c	86	1-I15
943481-2	2c	80	1-I09
	2c	84	1-I13
943505-8	6	22	3-D03
943506-6	5	4	3-A05
	5	6	3-A07
943507-4	5	8	3-A09
	5	10	3-A11
	5	12	3-A13
	5	14	3-A15
	5	16	3-A17
943508-2	2c	16	1-F17
943513-2	2c	34	1-G11
	2c	52	1-H05
	3	4	2-A05
943519-9	8	46	3-F23
	9	18	5-A19
943546-2	2d	8	1-J09
	2d	14	1-J15
943549-6	2d	8	1-J09
	2d	14	1-J15
943577-7	3	102	2-E07
943629-6	5	20	3-A21
943644-5	4	36	2-G13
943648-6	8	390	4-I17
	8	396	4-I23
943653-6	3	64	2-C17
943655-1	2c	28	1-G05
	2d	16	1-J17
943659-3	6	22	3-D03
943662-7	8	68	3-G21
	8	70	3-G23
943666-8	6	22	3-D03
943722-9	3	66	2-C19
943727-8	3	64	2-C17
	3	66	2-C19
	3	68	2-C21
	3	72	2-D01
943746-8	3	64	2-C17
943758-3	2c	80	1-I09
	2c	82	1-I11
943779-9	8	44	3-F21
943780-7	2a	22	1-C23
	2c	40	1-G17
	2c	42	1-G19
943781-5	2a	6	1-C07
	2a	22	1-C23
	2c	40	1-G17
	2c	42	1-G19
	2c	46	1-G23
943781-5	2c	54	1-H07
	2c	66	1-H19
	2c	70	1-H23
	2c	74	1-I03
943784-9	8	88	3-H17
	8	92	3-H21
943797-1	3	100	2-E05
943811-0	9	10	5-A11
943815-1	4	102	2-J07
	4	104	2-J09
943818-5	2c	16	1-F17
	2c	24	1-G01
	2c	32	1-G09
943841-7	8	156	3-K13
943857-3	2a	2	1-C03
	2c	12	1-F13
	2c	26	1-G03
	3	6	2-A07
943885-4	4	116	2-J21
	4	118	2-J23
943909-2	3	54	2-C07
	4	118	2-J23
943912-6	2a	6	1-C07
943920-9	2d	8	1-J09
943926-6	8	56	3-G09
	8	64	3-G17
943936-5	2d	14	1-J15
943949-8	8	100	3-I05
	8	108	3-I13
943993-6	2c	30	1-G07
944012-4	3	6	2-A07
	3	8	2-A09
	8	50	3-G03
944023-1	9	34	5-B11
944036-3	3	44	2-B21
944075-1	2c	12	1-F13
	2c	14	1-F15
944102-3	8	58	3-G11
	8	66	3-G19
944148-6	8	58	3-G11
	8	66	3-G19
944155-1	2c	10	1-F11
	2c	20	1-F21
944160-1	3	8	2-A09
944185-8	6	8	3-C13
944188-2	8	46	3-F23
944207-0	2a	6	1-C07
944208-8	2a	6	1-C07
944209-6	4	22	2-F23
	4	60	2-H13
	4	66	2-H19
	4	116	2-J21
	8	128	3-J09
944216-1	3	4	2-A05
944219-5	2c	8	1-F09
	2c	18	1-F19
	2c	30	1-G07
944265-8	3	42	2-B19
944270-8	3	4	2-A05
	3	70	2-C23
944296-3	8	68	3-G21
944299-7	8	86	3-H15
944301-1	8	392	4-I19
	8	396	4-I23
944302-9	8	380	4-I07
944325-0	9	38	5-B15
944326-8	9	38	5-B15
944385-4	8	374	4-I01
944385-4	8	376	4-I03
	8	378	4-I05
	8	380	4-I07
944392-0	2c	30	1-G07
944406-8	2c	84	1-I13
944407-6	2c	80	1-I09
	2c	84	1-I13
944409-2	2c	84	1-I13
944429-0	4	120	2-K01
	6	26	3-D07
944438-1	2c	30	1-G07
944519-8	8	380	4-I07
944531-3	8	14	3-E15
944534-7	9	18	5-A19
944633-7	9	26	5-B03
944741-8	2a	14	1-C15
944743-4	2d	8	1-J09
	2d	14	1-J15
945348-1	2c	30	1-G07
945349-9	2c	10	1-F11
	2c	20	1-F21
945363-0	6	28	3-D09
945457-0	5	44	3-B21
	8	402	4-J05
945650-0	2c	4	1-F05
	2c	10	1-F11
	2c	12	1-F13
	2c	16	1-F17
	2c	24	1-G01
	2c	26	1-G03
945652-6	2c	4	1-F05
	2c	10	1-F11
	2c	12	1-F13
	2c	22	1-F23
	2c	24	1-G01
	2c	26	1-G03
	2c	28	1-G05
	8	46	3-F23
945694-8	8	68	3-G21
945698-9	2b	8	1-E09
945747-4	2d	14	1-J15
945752-4	5	22	3-A23
945753-2	5	22	3-A23
945767-2	4	66	2-H19
945773-0	8	54	3-G07
	8	62	3-G15
945799-5	2a	10	1-C11
946341-5	4	28	2-G05
	4	32	2-G09
	4	38	2-G15
946520-4	6	36	3-D17
946600-4	2c	28	1-G05
946709-3	2c	8	1-F09
	2c	18	1-F19
	2c	20	1-F21
	2c	30	1-G07
	2c	32	1-G09
946763-0	4	112	2-J17
	4	116	2-J21
946813-3	3	48	2-C01
947043-6	2a	2	1-C03
	5	18	3-A19
947543-5	4	68	2-H21
947618-5	6	24	3-D05
947685-4	5	24	3-B01
	5	26	3-B03
947780-3	3	72	2-D01
947855-3	4	122	2-K03

Sida / Page: 42

Grupp / Group: 10b

Nummerregister / Numerical register

1979-11

Artikel nr Part No	Gr Gr	Sida Page	Koord. Grid
947855-3	4	128	2-K09
947893-4	2a	10	1-C11
947908-0	2a	2	1-C03
	5	18	3-A19
	6	14	3-C19
947987-4	2c	22	1-F23
	2c	26	1-G03
	3	100	2-E05
948211-8	2c	22	1-F23
	4	6	2-F07
948218-3	9	14	5-A15
948690-3	8	88	3-H17
	8	92	3-H21
949201-8	3	104	2-E09
949211-7	3	104	2-E09
949228-1	2c	90	1-I19
949229-9	2c	94	1-I23
949230-7	2c	94	1-I23
949241-4	2c	90	1-I19
949490-7	9	42	5-B19
949604-3	3	104	2-E09
950003-4	2c	24	1-G01
	2c	28	1-G05
	2d	20	1-J21
	2d	22	1-J23
	2d	24	1-K01
	3	44	2-B21
	3	48	2-C01
	3	50	2-C03
950004-2	3	44	2-B21
	3	48	2-C01
	3	50	2-C03
950007-5	3	88	2-D17
	8	100	3-I05
	8	108	3-I13
950008-3	3	70	2-C23
950009-1	2c	4	1-F05
	2c	8	1-F09
	2c	18	1-F19
	2c	30	1-G07
950010-9	9	12	5-A13
	9	14	5-A15
950011-7	3	48	2-C01
950018-2	8	54	3-G07
	8	82	3-H11
950019-0	3	78	2-D07
950020-8	3	48	2-C01
	3	70	2-C23
	4	8	2-F09
	4	96	2-J01
	4	100	2-J05
	5	24	3-B01
	8	12	3-E13
	8	56	3-G09
	8	62	3-G15
	8	64	3-G17
	8	100	3-I05
	8	108	3-I13
	8	418	4-J21
950021-6	2c	20	1-F21
	2c	30	1-G07
	2d	18	1-J19
	2d	22	1-J23
	5	24	3-B01
	8	14	3-E15
	8	80	3-H09
	8	82	3-H11
	8	84	3-H13
950021-6	8	102	3-I07
	9	12	5-A13
	9	14	5-A15
950022-4	2c	20	1-F21
	2c	32	1-G09
	4	26	2-G03
	4	96	2-J01
	4	100	2-J05
950023-2	2d	16	1-J17
	3	42	2-B19
950024-0	3	94	2-D23
	4	96	2-J01
	4	100	2-J05
950025-7	4	26	2-G03
950026-5	4	96	2-J01
	4	100	2-J05
950029-9	4	96	2-J01
	4	100	2-J05
950032-3	3	70	2-C23
	8	8	3-E09
950034-9	8	400	4-J03
950038-0	8	10	3-E11
950044-8	2d	14	1-J15
	5	24	3-B01
	5	26	3-B03
	8	52	3-G05
	8	54	3-G07
	8	56	3-G09
	8	60	3-G13
	8	62	3-G15
	8	64	3-G17
	8	74	3-H03
	8	82	3-H11
950045-5	2a	4	1-C05
	2c	16	1-F17
	2c	24	1-G01
	2d	4	1-J05
	2d	8	1-J09
	2d	10	1-J11
	2d	14	1-J15
	3	6	2-A07
	3	78	2-D07
	5	4	3-A05
	5	8	3-A09
	5	10	3-A11
	5	12	3-A13
	8	52	3-G05
	8	54	3-G07
	8	60	3-G13
	8	78	3-H07
	8	100	3-I05
	8	108	3-I13
	8	148	3-K05
	8	152	3-K09
	8	384	4-I11
	8	410	4-J13
	8	412	4-J15
	8	414	4-J17
950046-3	2d	4	1-J05
	2d	14	1-J15
	8	84	3-H13
950047-1	8	384	4-I11
	8	416	4-J19
950048-9	8	384	4-I11
950049-7	8	152	3-K09
	8	154	3-K11
	8	384	4-I11
	8	416	4-J19
950049-7	9	4	5-A05
	9	8	5-A09
950050-5	8	150	3-K07
	8	384	4-I11
950055-4	8	98	3-I03
	8	108	3-I13
950058-8	4	118	2-J23
	8	418	4-J21
	8	420	4-J23
950059-6	2c	80	1-I09
950106-5	8	78	3-H07
	8	84	3-H13
950113-1	8	68	3-G21
950144-6	4	68	2-H21
950217-0	8	102	3-I07
	8	110	3-I15
950228-7	8	102	3-I07
950254-3	8	400	4-J03
950256-8	4	30	2-G07
	4	34	2-G11
	4	40	2-G17
	4	48	2-H01
950319-4	8	8	3-E09
950342-6	8	82	3-H11
950352-5	2c	22	1-F23
	2c	26	1-G03
	6	12	3-C17
950353-3	2c	90	1-I19
	2c	92	1-I21
	4	24	2-G01
	4	62	2-H15
	5	20	3-A21
	5	32	3-B09
	5	34	3-B11
	5	36	3-B13
	6	8	3-C13
	6	12	3-C17
950354-1	4	114	2-J19
	4	120	2-K01
	6	4	3-C09
	6	12	3-C17
950356-6	4	112	2-J17
	4	114	2-J19
	4	118	2-J23
	4	120	2-K01
	6	4	3-C09
950362-4	4	6	2-F07
950363-2	2d	14	1-J15
	5	44	3-B21
	5	46	3-B23
950364-0	4	4	2-F05
	4	10	2-F11
	5	42	3-B19
	5	48	3-C01
950365-7	2a	8	1-C09
	4	22	2-F23
	4	24	2-G01
	4	60	2-H13
	4	66	2-H19
	5	28	3-B05
950366-5	6	32	3-D13
950373-1	4	108	2-J13
950374-9	6	6	3-C11
950375-6	6	6	3-C11
	6	24	3-D05
950376-4	4	120	2-K01
	6	24	3-D05
950377-2	4	112	2-J17
950377-2	4	116	2-J21
	6	22	3-D03
950378-0	4	112	2-J17
	4	116	2-J21
950384-8	3	20	2-A21
	4	108	2-J13
950385-5	9	22	5-A23
	9	26	5-B03
950390-5	6	4	3-C09
	6	12	3-C17
	6	36	3-D17
950500-9	8	418	4-J21
950542-1	4	30	2-G07
	4	40	2-G17
	4	48	2-H01
950586-8	2a	18	1-C19
951120-5	4	24	2-G01
951146-0	4	40	2-G17
951188-2	2c	12	1-F13
	2c	20	1-F21
	2c	22	1-F23
	2c	28	1-G05
	3	64	2-C17
	3	72	2-D01
	3	86	2-D15
	8	12	3-E13
951189-0	2c	4	1-F05
	2c	10	1-F11
	2c	20	1-F21
	2c	22	1-F23
	3	102	2-E07
951190-8	2c	12	1-F13
	3	102	2-E07
951191-6	2b	6	1-E07
	2c	14	1-F15
	3	86	2-D15
951668-3	9	16	5-A17
951669-1	2a	6	1-C07
	4	30	2-G07
	4	36	2-G13
	4	40	2-G17
	4	68	2-H21
951670-9	4	24	2-G01
	4	26	2-G03
	4	62	2-H15
	4	64	2-H17
	8	390	4-I17
	8	396	4-I23
951671-7	4	36	2-G13
	8	418	4-J21
951672-5	2c	80	1-I09
	9	14	5-A15
951696-4	4	50	2-H03
951791-3	2b	4	1-E05
951901-8	4	28	2-G05
	4	32	2-G09
	4	38	2-G15
	4	44	2-G21
	4	126	2-K07
951925-7	4	68	2-H21
951944-8	2b	10	1-E11
951946-3	4	36	2-G13
951956-2	4	72	2-I01
	4	76	2-I05
	4	80	2-I09
	4	82	2-I11
951965-3	4	30	2-G07
	4	34	2-G11

Nummerregister — Numerical register

Grupp Group 10b — Sida Page 43

1979-11

Artikel nr Part No	Gr Gr	Sida Page	Koord. Grid
951965-3	4	40	2-G17
	4	46	2-G23
951967-9	4	62	2-H15
951973-7	8	78	3-H07
951978-6	4	40	2-G17
	4	68	2-H21
951986-9	8	78	3-H07
952069-3	2c	8	1-F09
	2c	18	1-F19
952070-1	2a	24	1-D01
	2b	6	1-E07
952075-0	2a	10	1-C11
	4	72	2-I01
952076-8	2a	10	1-C11
952358-0	4	28	2-G05
	4	32	2-G09
	4	38	2-G15
	4	44	2-G21
952359-8	4	122	2-K03
	4	126	2-K07
952517-1	4	30	2-G07
	4	36	2-G13
952518-9	4	40	2-G17
952623-7	3	86	2-D15
952624-5	2c	22	1-F23
	2c	28	1-G05
	3	8	2-A09
952626-0	3	100	2-E05
952627-8	4	6	2-F07
952630-2	9	34	5-B11
952631-0	6	12	3-C17
952635-1	9	34	5-B11
952714-4	8	388	4-I15
	8	406	4-J09
952715-1	8	394	4-I21
952717-7	8	400	4-J03
952959-5	4	6	2-F07
952960-3	9	12	5-A13
953236-7	2c	6	1-F07
953237-5	2c	6	1-F07
	2c	10	1-F11
	2c	14	1-F15
953239-1	2c	6	1-F07
	2c	10	1-F11
	2c	14	1-F15
953241-7	2a	6	1-C07
953243-3	2a	6	1-C07
953259-9	2c	90	1-I19
	2c	94	1-I23
954313-3	5	22	3-A23
954314-1	2c	12	1-F13
	2c	20	1-F21
	2c	32	1-G09
	5	48	3-C01
954315-8	4	102	2-J07
954321-6	4	10	2-F11
	5	48	3-C01
954322-4	2c	20	1-F21
	2c	22	1-F23
	2c	26	1-G03
	4	102	2-J07
	4	104	2-J09
954327-3	5	26	3-B03
954328-1	4	10	2-F11
	5	48	3-C01
954329-9	4	104	2-J09
954336-4	4	102	2-J07
954343-0	2c	4	1-F05
954343-0	2c	10	1-F11
	2c	30	1-G07
954350-5	4	102	2-J07
	4	104	2-J09
954365-3	4	102	2-J07
	4	104	2-J09
954443-8	3	104	2-E09
954444-6	3	104	2-E09
954445-3	3	104	2-E09
954446-1	3	104	2-E09
954447-9	3	104	2-E09
954448-7	3	104	2-E09
954449-5	3	104	2-E09
954450-3	3	104	2-E09
954453-7	3	104	2-E09
954469-3	3	104	2-E09
954513-8	3	6	2-A07
	3	104	2-E09
955082-3	2a	20	1-C21
955083-1	2a	6	1-C07
	2a	20	1-C21
955102-9	2a	6	1-C07
955118-5	3	46	2-B23
	3	50	2-C03
	8	96	3-I01
955119-3	3	44	2-B21
	3	50	2-C03
	3	54	2-C07
	8	14	3-E15
	8	56	3-G09
	8	64	3-G17
	8	102	3-I07
	8	150	3-K07
	8	152	3-K09
	8	154	3-K11
955120-1	3	48	2-C01
	8	56	3-G09
	8	64	3-G17
	8	148	3-K05
	8	150	3-K07
	9	38	5-B15
955123-5	2c	40	1-G17
	2c	44	1-G21
	2c	46	1-G23
	2c	56	1-H09
	3	44	2-B21
	3	48	2-C01
	8	12	3-E13
955125-0	3	84	2-D13
955126-8	2c	12	1-F13
	3	4	2-A05
	3	70	2-C23
	3	82	2-D11
	3	84	2-D13
	3	102	2-E07
	8	78	3-H07
	8	374	4-I01
	8	376	4-I03
	8	418	4-J21
	9	38	5-B15
955127-6	2b	6	1-E07
	2b	10	1-E11
	3	94	2-D23
	4	68	2-H21
	4	104	2-J09
	8	88	3-H17
	8	374	4-I01
	8	376	4-I03
955127-6	8	378	4-I05
	8	380	4-I07
	9	24	5-B01
955128-4	8	148	3-K05
	8	374	4-I01
	8	376	4-I03
	8	378	4-I05
955129-2	8	148	3-K05
	8	152	3-K09
	9	24	5-B01
955133-4	9	38	5-B15
955137-5	2c	4	1-F05
	2c	10	1-F11
	2c	20	1-F21
	2c	30	1-G07
	3	66	2-C19
	3	72	2-D01
	3	82	2-D11
	3	84	2-D13
	3	86	2-D15
	3	94	2-D23
	3	102	2-E07
	8	10	3-E11
	8	12	3-E13
	8	52	3-G05
	8	60	3-G13
	8	62	3-G15
	8	78	3-H07
	8	84	3-H13
	8	152	3-K09
	8	374	4-I01
	9	6	5-A07
	9	16	5-A17
	9	34	5-B11
955138-3	2b	6	1-E07
	2c	4	1-F05
	2c	8	1-F09
	2c	12	1-F13
	2c	18	1-F19
	2c	24	1-G01
	2c	28	1-G05
	2c	30	1-G07
	2d	4	1-J05
	2d	8	1-J09
	2d	14	1-J15
	3	8	2-A09
	3	44	2-B21
	3	50	2-C03
	3	64	2-C17
	3	68	2-C21
	3	82	2-D11
	3	84	2-D13
	4	6	2-F07
	4	102	2-J07
	4	104	2-J09
	5	48	3-C01
	8	14	3-E15
	8	40	3-F17
	8	42	3-F19
	8	56	3-G09
	8	66	3-G19
	8	78	3-H07
	8	82	3-H11
	8	102	3-I07
	8	108	3-I13
	8	110	3-I15
	8	144	3-K01
	8	392	4-I19
955138-3	8	410	4-J13
	9	4	5-A05
	9	6	5-A07
	9	8	5-A09
	9	10	5-A11
	9	18	5-A19
	9	34	5-B11
955139-1	2c	20	1-F21
	2c	32	1-G09
	2d	10	1-J11
	3	94	2-D23
	3	102	2-E07
	8	68	3-G21
	8	88	3-H17
	8	92	3-H21
	8	98	3-I03
	8	106	3-I11
	9	4	5-A05
	9	8	5-A09
	9	24	5-B01
955140-9	2c	4	1-F05
	2c	8	1-F09
	2c	18	1-F19
	2c	24	1-G01
	2c	28	1-G05
	8	148	3-K05
	8	374	4-I01
	9	4	5-A05
	9	8	5-A09
	9	30	5-B07
955141-7	2c	20	1-F21
	2c	30	1-G07
	3	102	2-E07
	8	16	3-E17
	8	62	3-G15
	8	68	3-G21
	8	136	3-J17
	8	142	3-J23
	8	416	4-J19
	9	8	5-A09
955142-5	8	142	3-J23
955143-3	8	86	3-H15
	9	36	5-B13
955150-8	8	156	3-K13
955153-2	8	58	3-G11
	8	66	3-G19
	8	84	3-H13
955154-0	8	374	4-I01
	8	376	4-I03
	8	378	4-I05
	8	380	4-I07
	8	392	4-I19
955156-5	3	78	2-D07
	8	84	3-H13
	8	152	3-K09
	8	154	3-K11
	8	392	4-I19
	8	396	4-I23
955157-3	8	152	3-K09
	8	154	3-K11
	8	420	4-J23
955161-5	8	416	4-J19
955162-3	8	46	3-F23
955165-6	8	92	3-H21
955166-4	8	66	3-G19
955168-0	8	66	3-G19
	8	90	3-H19
955172-2	8	46	3-F23

Sida / Page 44 — Grupp / Group 10b

Nummerregister — Numerical register

1979-11

Artikel nr / Part No	Gr / Gr	Sida / Page	Koord. / Grid
955172-2	8	102	3-I07
	9	24	5-B01
	9	30	5-B07
955174-8	8	102	3-I07
	8	110	3-I15
	8	148	3-K05
	8	150	3-K07
	8	416	4-J19
	8	418	4-J21
955176-3	8	416	4-J19
	8	418	4-J21
955192-0	4	68	2-H21
955224-1	8	46	3-F23
955225-8	2c	72	1-I01
	2c	76	1-I05
955229-0	3	12	2-A13
955245-6	6	36	3-D17
955246-4	8	46	3-F23
955274-6	3	58	2-C11
	3	68	2-C21
955511-1	3	6	2-A07
955512-9	2a	2	1-C03
	2a	16	1-C17
	2a	18	1-C19
	2d	4	1-J05
	2d	10	1-J11
	3	86	2-D15
	4	68	2-H21
	5	36	3-B13
	5	44	3-B21
	8	12	3-E13
	8	72	3-H01
	8	84	3-H13
	8	100	3-I05
	8	108	3-I13
955513-7	2a	24	1-D01
	2c	90	1-I19
	2c	94	1-I23
	4	6	2-F07
	4	24	2-G01
	4	62	2-H15
	4	64	2-H17
	8	8	3-E09
955514-5	2a	2	1-C03
	2c	12	1-F13
	2c	32	1-G09
955515-2	3	4	2-A05
955516-0	2c	38	1-G15
	2c	42	1-G19
	2c	46	1-G23
	2c	54	1-H07
	4	70	2-H23
	4	74	2-I03
	4	78	2-I07
	4	82	2-I11
955522-8	3	102	2-E07
	8	70	3-G23
	8	420	4-J23
955523-6	2a	8	1-C09
	2a	24	1-D01
	2b	10	1-E11
	2c	80	1-I09
	2c	82	1-I11
	2c	86	1-I15
	2c	90	1-I19
	2c	92	1-I21
	2c	94	1-I23
	3	22	2-A23
955523-6	3	24	2-B01
	3	54	2-C07
	4	4	2-F05
	4	6	2-F07
	4	10	2-F11
	4	72	2-I01
	4	76	2-I05
	4	80	2-I09
	4	84	2-I13
	4	108	2-J13
	4	122	2-K03
	5	28	3-B05
	5	42	3-B19
	5	48	3-C01
	6	8	3-C13
	8	8	3-E09
	8	10	3-E11
	8	50	3-G03
	8	68	3-G21
	8	74	3-H03
	8	76	3-H05
	8	98	3-I03
	8	100	3-I05
	8	106	3-I11
	8	108	3-I13
	8	154	3-K11
	8	402	4-J05
	8	410	4-J13
	8	412	4-J15
	8	414	4-J17
	8	416	4-J19
	9	38	5-B15
955524-4	3	4	2-A05
	3	22	2-A23
	4	62	2-H15
	4	64	2-H17
	4	90	2-I19
	5	18	3-A19
	5	32	3-B09
	5	44	3-B21
	8	50	3-G03
	8	82	3-H11
	8	386	4-I13
	8	396	4-I23
	8	402	4-J05
	8	404	4-J07
	9	24	5-B01
	9	26	5-B03
955525-1	2c	90	1-I19
	3	20	2-A21
	4	70	2-H23
	4	90	2-I19
	5	32	3-B09
	6	12	3-C17
955526-9	2b	4	1-E05
955530-1	2c	80	1-I09
	2c	82	1-I11
	2c	84	1-I13
955534-3	3	54	2-C07
	3	102	2-E07
	4	24	2-G01
	4	28	2-G05
	4	32	2-G09
	4	38	2-G15
	8	10	3-E11
	8	18	3-E19
	8	76	3-H05
955534-3	8	128	3-J09
955535-0	2a	2	1-C03
	3	22	2-A23
	4	44	2-G21
	4	60	2-H13
	4	112	2-J17
	4	120	2-K01
	8	390	4-I17
	8	396	4-I23
955536-8	3	22	2-A23
	4	120	2-K01
955540-0	6	12	3-C17
955544-2	6	4	3-C09
955551-7	4	122	2-K03
	4	126	2-K07
955552-5	5	28	3-B05
955559-0	4	112	2-J17
955560-8	4	114	2-J19
	8	128	3-J09
955561-6	6	12	3-C17
955564-0	3	22	2-A23
955565-7	3	22	2-A23
955567-3	4	118	2-J23
955568-1	4	112	2-J17
	4	118	2-J23
955569-9	4	112	2-J17
	4	118	2-J23
955570-7	4	112	2-J17
955636-6	4	58	2-H11
	5	22	3-A23
	5	26	3-B03
955638-2	4	50	2-H03
	4	54	2-H07
955672-1	4	60	2-H13
	4	66	2-H19
955675-4	3	20	2-A21
955689-5	9	28	5-B05
955692-9	9	22	5-A23
	9	24	5-B01
	9	28	5-B05
955694-5	5	28	3-B05
955724-0	2a	14	1-C15
955728-1	3	40	2-B17
955744-8	4	112	2-J17
	4	116	2-J21
955778-6	2c	78	1-I07
	8	100	3-I05
	8	108	3-I13
	8	404	4-J07
955779-4	3	12	2-A13
	3	24	2-B01
	3	70	2-C23
955780-2	2d	4	1-J05
	2d	8	1-J09
	2d	10	1-J11
	2d	12	1-J13
	2d	14	1-J15
	3	22	2-A23
	3	26	2-B03
	3	60	2-C13
	3	62	2-C15
	8	96	3-I01
955781-0	3	22	2-A23
	3	38	2-B15
	3	40	2-B17
	3	56	2-C09
	3	58	2-C11
	3	68	2-C21
955781-0	8	114	3-I19
	8	118	3-I23
	8	126	3-J07
955782-8	2c	24	1-G01
	2c	28	1-G05
	3	8	2-A09
	3	38	2-B15
	3	54	2-C07
	8	12	3-E13
955783-6	3	42	2-B19
955800-8	4	68	2-H21
955825-5	2b	8	1-E09
	2c	80	1-I09
	2c	84	1-I13
	2c	90	1-I19
	2c	94	1-I23
	2d	4	1-J05
	2d	8	1-J09
	2d	14	1-J15
	3	4	2-A05
	3	68	2-C21
	3	72	2-D01
	4	6	2-F07
	4	62	2-H15
	8	8	3-E09
	8	14	3-E15
	8	78	3-H07
	8	100	3-I05
	8	108	3-I13
	8	128	3-J09
	8	152	3-K09
	8	154	3-K11
	8	418	4-J21
955826-3	2a	6	1-C07
	2b	10	1-E11
	2c	6	1-F07
	2c	10	1-F11
	2c	14	1-F15
	2c	80	1-I09
	2c	90	1-I19
	2c	92	1-I21
	2c	94	1-I23
	3	20	2-A21
	3	54	2-C07
	4	10	2-F11
	4	26	2-G03
	4	64	2-H17
	5	30	3-B07
	5	48	3-C01
	6	22	3-D03
	6	24	3-D05
	6	26	3-D07
	8	386	4-I13
	8	396	4-I23
	8	398	4-J01
	8	402	4-J05
	8	404	4-J07
	9	38	5-B15
955827-1	3	54	2-C07
	4	26	2-G03
	4	60	2-H13
	4	66	2-H19
	4	112	2-J17
	6	12	3-C17
	6	22	3-D03
	8	128	3-J09
	8	386	4-I13
	8	398	4-J01

Nummerregister — Numerical register

Grupp Group 10b — Sida Page 45

1979-11

Artikel nr Part No	Gr Gr	Sida Page	Koord. Grid
955827-1	8	402	4-J05
	8	404	4-J07
955833-9	2b	10	1-E11
955834-7	4	42	2-G19
	8	128	3-J09
955835-4	2c	28	1-G05
	2d	16	1-J17
	4	68	2-H21
	4	92	2-I21
955844-6	2c	34	1-G11
	2c	50	1-H03
	2c	58	1-H11
	3	22	2-A23
	3	90	2-D19
	3	92	2-D21
955846-1	2d	6	1-J07
	2d	12	1-J13
	2d	14	1-J15
	4	14	2-F15
	4	18	2-F19
	4	50	2-H03
	4	52	2-H05
955847-9	4	10	2-F11
	4	56	2-H09
	4	64	2-H17
	4	68	2-H21
	5	48	3-C01
955848-7	5	18	3-A19
	6	24	3-D05
955849-5	9	32	5-B09
955850-3	2d	18	1-J19
	2d	22	1-J23
955858-6	5	22	3-A23
	5	26	3-B03
	5	42	3-B19
955859-4	4	6	2-F07
	6	12	3-C17
	6	16	3-C21
955890-9	2c	4	1-F05
	2c	8	1-F09
	2c	18	1-F19
	2c	78	1-I07
	3	90	2-D19
955891-7	2c	34	1-G11
	2c	50	1-H03
	2c	60	1-H13
	2c	62	1-H15
	2c	78	1-I07
	9	4	5-A05
955892-5	2c	24	1-G01
	3	20	2-A21
	3	34	2-B11
	3	56	2-C09
	3	68	2-C21
	3	70	2-C23
	4	50	2-H03
	4	60	2-H13
	8	416	4-J19
955893-3	2a	24	1-D01
	2b	10	1-E11
	2c	12	1-F13
	2c	22	1-F23
	2c	24	1-G01
	2c	26	1-G03
	2c	28	1-G05
	2c	32	1-G09
	2c	38	1-G15
	2c	42	1-G19
955893-3	2c	46	1-G23
	2c	54	1-H07
	2c	90	1-I19
	2c	94	1-I23
	3	6	2-A07
	3	56	2-C09
	3	58	2-C11
	5	4	3-A05
	5	6	3-A07
	8	52	3-G05
	8	54	3-G07
	8	60	3-G13
	8	78	3-H07
	8	84	3-H13
	8	114	3-I19
	8	120	3-J01
	8	126	3-J07
	8	416	4-J19
	8	418	4-J21
955894-1	2b	10	1-E11
	2c	72	1-I01
	2c	76	1-I05
	2c	82	1-I11
	2c	90	1-I19
	2c	92	1-I21
	2c	94	1-I23
	3	8	2-A09
	3	56	2-C09
	3	58	2-C11
	3	62	2-C15
	3	86	2-D15
	4	4	2-F05
	4	6	2-F07
	4	10	2-F11
	4	64	2-H17
	4	68	2-H21
	4	108	2-J13
	5	32	3-B09
	5	42	3-B19
	5	44	3-B21
	5	48	3-C01
	6	8	3-C13
	6	36	3-D17
	6	38	3-D19
	8	50	3-G03
	8	76	3-H05
	8	82	3-H11
	8	100	3-I05
	8	108	3-I13
	8	154	3-K11
	8	386	4-I13
	8	396	4-I23
	8	398	4-J01
	8	402	4-J05
	8	404	4-J07
	8	416	4-J19
955895-8	3	58	2-C11
	4	64	2-H17
955896-6	2a	8	1-C09
	6	12	3-C17
	9	22	5-A23
	9	26	5-B03
	9	30	5-B07
955898-2	5	22	3-A23
	5	26	3-B03
	6	22	3-D03
955900-6	4	6	2-F07
955902-2	4	6	2-F07
955915-4	8	100	3-I05
	8	108	3-I13
955917-0	2c	34	1-G11
	2c	50	1-H03
	2c	58	1-H11
	2c	60	1-H13
	2c	62	1-H15
	3	12	2-A13
	3	26	2-B03
	3	74	2-D03
955918-8	2c	38	1-G15
	2c	42	1-G19
	2c	46	1-G23
	2c	54	1-H07
	2c	66	1-H19
	2c	68	1-H21
	2c	70	1-H23
	2c	72	1-I01
	2c	74	1-I03
	2c	76	1-I05
	2c	88	1-I17
	3	38	2-B15
	3	60	2-C13
	4	90	2-I19
955919-6	3	26	2-B03
	3	34	2-B11
	3	38	2-B15
	3	40	2-B17
	8	126	3-J07
955920-4	2b	10	1-E11
	2c	38	1-G15
	2c	42	1-G19
	2c	46	1-G23
	2c	54	1-H07
	2d	6	1-J07
	2d	12	1-J13
	3	26	2-B03
	3	28	2-B05
	4	14	2-F15
	4	18	2-F19
	4	50	2-H03
	4	54	2-H07
	4	70	2-H23
	4	74	2-I03
	4	78	2-I07
	4	82	2-I11
	4	86	2-I15
	5	36	3-B13
	8	8	3-E09
	8	12	3-E13
	8	78	3-H07
	8	128	3-J09
955921-2	3	8	2-A09
	3	40	2-B17
	3	54	2-C07
	4	4	2-F05
	4	56	2-H09
	4	64	2-H17
	4	70	2-H23
	4	72	2-I01
	4	74	2-I03
	4	76	2-I05
	4	78	2-I07
	4	80	2-I09
	4	82	2-I11
	4	84	2-I13
	4	90	2-I19
955921-2	4	108	2-J13
	5	18	3-A19
	5	32	3-B09
	5	42	3-B19
	5	44	3-B21
	6	8	3-C13
	8	10	3-E11
	8	76	3-H05
	8	100	3-I05
	8	108	3-I13
	8	386	4-I13
	8	396	4-I23
	8	398	4-J01
	8	402	4-J05
	8	404	4-J07
	9	24	5-B01
	9	28	5-B05
955924-6	3	24	2-B01
955925-3	3	24	2-B01
955926-1	3	26	2-B03
955945-1	3	48	2-C01
	3	60	2-C13
	3	70	2-C23
	3	102	2-E07
955946-9	2c	50	1-H03
	2c	58	1-H11
	2c	62	1-H15
	2d	18	1-J19
	2d	22	1-J23
	3	66	2-C19
	3	82	2-D11
	3	84	2-D13
	3	94	2-D23
	3	102	2-E07
	4	50	2-H03
	8	12	3-E13
	8	56	3-G09
	8	64	3-G17
	8	78	3-H07
	8	80	3-H09
	8	392	4-I19
	8	396	4-I23
955947-7	3	24	2-B01
	3	70	2-C23
	8	400	4-J03
955948-5	8	114	3-I19
	8	118	3-I23
	8	126	3-J07
955949-3	2c	34	1-G11
	2c	50	1-H03
	2c	58	1-H11
	2c	62	1-H15
	2c	80	1-I09
	2c	90	1-I19
	2c	92	1-I21
	2c	94	1-I23
	3	56	2-C09
	3	86	2-D15
	3	102	2-E07
	4	118	2-J23
	4	122	2-K03
	8	50	3-G03
	8	68	3-G21
	8	70	3-G23
	8	74	3-H03
	8	82	3-H11
	8	386	4-I13
	8	396	4-I23

Sida / Page 46 — Grupp / Group 10b

Nummerregister — Numerical register

1979-11

Artikel nr / Part No	Gr / Gr	Sida / Page	Koord. / Grid
955949-3	8	398	4-J01
	8	402	4-J05
	8	404	4-J07
	8	410	4-J13
	8	412	4-J15
	8	414	4-J17
	8	420	4-J23
955950-1	2b	6	1-E07
	8	390	4-I17
	8	396	4-I23
955953-5	5	30	3-B07
955964-2	3	58	2-C11
955981-6	3	102	2-E07
955985-7	4	40	2-G17
955986-5	8	390	4-I17
955994-9	8	76	3-H05
956044-2	3	90	2-D19
956058-2	3	12	2-A13
	3	26	2-B03
	3	38	2-B15
956059-0	3	12	2-A13
	3	40	2-B17
	8	12	3-E13
956060-8	3	60	2-C13
956061-6	3	48	2-C01
	3	74	2-D03
956062-4	3	26	2-B03
956066-5	3	50	2-C03
956069-9	3	70	2-C23
956074-9	3	28	2-B05
	8	96	3-I01
956078-0	2c	88	1-I17
956090-5	3	102	2-E07
956162-2	3	76	2-D05
956165-5	8	46	3-F23
956204-2	8	114	3-I19
	8	118	3-I23
	8	126	3-J07
956271-1	8	46	3-F23
956272-9	8	46	3-F23
956504-5	3	8	2-A09
956540-9	2c	24	1-G01
	2c	28	1-G05
956552-4	2b	10	1-E11
956554-0	2c	24	1-G01
	2c	28	1-G05
956557-3	2b	8	1-E09
956558-1	2b	8	1-E09
956567-2	2b	8	1-E09
956568-0	2b	8	1-E09
956570-6	2c	22	1-F23
	2c	26	1-G03
956583-9	2b	8	1-E09
956585-4	2b	8	1-E09
956601-9	4	22	2-F23
	4	24	2-G01
	9	34	5-B11
956926-0	3	6	2-A07
	3	104	2-E09
956929-4	3	104	2-E09
956931-0	3	104	2-E09
956933-6	3	104	2-E09
956953-4	3	6	2-A07
	3	68	2-C21
	3	72	2-D01
	3	104	2-E09
956954-2	3	68	2-C21
956955-9	3	68	2-C21
956955-9	3	104	2-E09
956956-7	3	104	2-E09
956958-3	3	104	2-E09
956969-0	6	12	3-C17
	6	14	3-C19
956972-4	4	60	2-H13
956983-1	6	12	3-C17
956986-4	4	60	2-H13
957033-4	4	60	2-H13
957173-8	2c	24	1-G01
	2c	28	1-G05
957179-5	6	12	3-C17
957184-5	4	60	2-H13
957213-2	3	100	2-E05
957214-0	3	100	2-E05
958197-6	3	104	2-E09
958202-4	3	104	2-E09
958203-2	3	104	2-E09
958204-0	9	42	5-B19
958209-9	3	96	2-E01
	9	42	5-B19
958210-7	3	98	2-E03
	9	42	5-B19
958211-5	3	96	2-E01
958213-1	3	70	2-C23
958220-6	3	104	2-E09
958233-9	3	100	2-E05
958236-2	3	20	2-A21
	3	24	2-B01
	3	64	2-C17
	3	84	2-D13
	8	422	4-K01
	9	6	5-A07
	9	8	5-A09
958244-6	2d	4	1-J05
	2d	8	1-J09
	2d	14	1-J15
	2d	18	1-J19
	2d	22	1-J23
	3	72	2-D01
958295-8	5	22	3-A23
	5	26	3-B03
958317-0	6	12	3-C17
958504-3	9	34	5-B11
959046-4	3	104	2-E09
959057-1	8	374	4-I01
	8	376	4-I03
	8	378	4-I05
	8	380	4-I07
	8	392	4-I19
959088-6	2d	4	1-J05
	2d	8	1-J09
	2d	10	1-J11
	2d	12	1-J13
	2d	14	1-J15
959090-2	8	82	3-H11
959093-6	2d	4	1-J05
	2d	8	1-J09
	2d	12	1-J13
	2d	14	1-J15
959095-1	8	82	3-H11
960136-0	8	100	3-I05
	8	108	3-I13
960137-8	2b	6	1-E07
	9	12	5-A13
960138-6	2c	80	1-I09
	3	8	2-A09
	8	10	3-E11
960138-6	8	14	3-E15
	8	142	3-J23
	8	374	4-I01
	8	376	4-I03
	8	378	4-I05
	8	380	4-I07
	9	4	5-A05
	9	8	5-A09
	9	18	5-A19
960140-2	3	68	2-C21
	3	72	2-D01
	8	8	3-E09
	8	10	3-E11
	8	84	3-H13
	8	90	3-H19
	8	152	3-K09
	8	154	3-K11
960141-0	2c	86	1-I15
	2c	90	1-I19
	2c	92	1-I21
	3	8	2-A09
	3	82	2-D11
	5	18	3-A19
	5	30	3-B07
	5	32	3-B09
	8	8	3-E09
	8	10	3-E11
	8	82	3-H11
	8	98	3-I03
	8	106	3-I11
	8	148	3-K05
	8	152	3-K09
	8	386	4-I13
	8	396	4-I23
	8	402	4-J05
	8	404	4-J07
	8	410	4-J13
	8	412	4-J15
	8	414	4-J17
960145-1	4	112	2-J17
	4	114	2-J19
	4	118	2-J23
	4	120	2-K01
	6	4	3-C09
960147-7	2d	4	1-J05
	2d	10	1-J11
960148-5	2a	6	1-C07
	2b	6	1-E07
	3	82	2-D11
	5	42	3-B19
	6	12	3-C17
	9	34	5-B11
960168-3	2c	26	1-G03
960218-6	2c	22	1-F23
	2c	26	1-G03
960862-1	3	86	2-D15
960865-4	2a	24	1-D01
960872-0	8	8	3-E09
961319-1	8	156	3-K13
961328-2	8	114	3-I19
	8	120	3-J01
	8	126	3-J07
961332-4	8	114	3-I19
	8	120	3-J01
	8	126	3-J07
961788-7	4	68	2-H21
961970-1	3	96	2-E01
962032-9	9	20	5-A21
962067-5	9	20	5-A21
962658-1	2c	26	1-G03
963929-5	9	20	5-A21
964212-5	3	48	2-C01
965826-1	3	44	2-B21
	3	48	2-C01
	3	50	2-C03
965828-7	3	44	2-B21
	3	48	2-C01
	3	50	2-C03
965831-1	3	44	2-B21
	3	48	2-C01
	3	50	2-C03
979758-0	8	52	3-G05
979911-5	4	10	2-F11
996109-5	8	354	4-H05
1128478-3	4	122	2-K03
	4	128	2-K09
1201820-6	8	18	3-E19
1201960-0	8	18	3-E19
1201961-8	8	18	3-E19
1202088-9	8	22	3-E23
1202092-1	8	18	3-E19
1202098-8	8	18	3-E19
1202099-6	8	18	3-E19
1202107-7	8	18	3-E19
1202108-5	8	20	3-E21
1202460-0	8	82	3-H11
1202568-0	8	46	3-F23
1202578-9	8	32	3-F09
1202579-7	8	32	3-F09
1202665-4	8	12	3-E13
1202675-3	8	60	3-G13
1202680-3	8	52	3-G05
1202681-1	8	52	3-G05
1202804-9	8	94	3-H23
1202805-6	8	94	3-H23
1202913-8	8	22	3-E23
	8	26	3-F03
	8	30	3-F07
1202914-6	8	22	3-E23
	8	26	3-F03
	8	30	3-F07
1202939-3	8	12	3-E13
1203031-8	8	84	3-H13
1203048-2	8	146	3-K03
1203091-2	8	10	3-E11
1203111-8	8	62	3-G15
1203141-5	8	74	3-H03
1203170-4	8	88	3-H17
1203171-2	8	88	3-H17
1203172-0	8	90	3-H19
1203173-8	8	90	3-H19
1203174-6	8	90	3-H19
1203175-3	8	90	3-H19
1203179-5	8	24	3-F01
	8	28	3-F05
1203180-3	8	24	3-F01
	8	28	3-F05
1203188-6	8	32	3-F09
1203219-9	8	54	3-G07
	8	62	3-G15
1203230-6	8	88	3-H17
1203249-6	8	58	3-G11
	8	66	3-G19
1203270-2	8	8	3-E09
1203271-0	8	8	3-E09
1203326-2	8	92	3-H21

Nummerregister — Numerical register

Grupp / Group: 10b

Sida / Page: 47

1979-11

Artikel nr / Part No	Gr / Gr	Sida / Page	Koord. / Grid
1203327-0	8	92	3-H21
1203331-2	8	92	3-H21
1203347-8	8	50	3-G03
1203348-6	8	50	3-G03
1203420-3	8	82	3-H11
1203421-1	8	82	3-H11
1203469-0	8	22	3-E23
	8	26	3-F03
1203470-8	8	22	3-E23
	8	26	3-F03
1203471-6	8	32	3-F09
1203472-4	8	32	3-F09
1203555-6	8	82	3-H11
1203617-4	8	152	3-K09
	8	154	3-K11
1203624-0	3	72	2-D01
1203627-3	3	72	2-D01
1203630-7	3	72	2-D01
1203631-5	3	72	2-D01
1203635-6	3	72	2-D01
1203681-0	8	82	3-H11
1203994-7	8	50	3-G03
1204605-8	8	416	4-J19
1204695-9	8	388	4-I15
1204806-2	8	376	4-I03
	8	378	4-I05
	8	380	4-I07
1204807-0	8	376	4-I03
	8	378	4-I05
	8	380	4-I07
1204824-5	8	376	4-I03
	8	378	4-I05
	8	380	4-I07
1206009-1	6	26	3-D07
1206010-9	6	26	3-D07
1206012-5	6	34	3-D15
1206029-9	2d	14	1-J15
1206043-0	6	4	3-C09
	6	34	3-D15
1206044-8	6	34	3-D15
1206048-9	6	34	3-D15
1206205-5	4	6	2-F07
1206206-3	4	6	2-F07
1206231-1	6	6	3-C11
	6	16	3-C21
1206482-0	5	12	3-A13
	5	14	3-A15
	5	16	3-A17
1206483-8	5	12	3-A13
	5	14	3-A15
	5	16	3-A17
1206517-3	5	42	3-B19
1206581-9	6	16	3-C21
1206582-7	6	16	3-C21
1206606-4	6	8	3-C13
1206723-7	6	24	3-D05
1206774-0	5	44	3-B21
1207353-2	6	36	3-D17
1207356-5	9	36	5-B13
1207357-3	9	36	5-B13
1207424-1	3	36	2-B13
1207425-8	3	36	2-B13
1207426-6	3	36	2-B13
1207427-4	3	36	2-B13
1207428-2	3	36	2-B13
1207429-0	3	36	2-B13
1207430-8	3	30	2-B07
	3	36	2-B13
1207431-6	3	30	2-B07
	3	36	2-B13
1207718-6	8	110	3-I15
1207723-6	2c	24	1-G01
	2c	28	1-G05
1207902-6	9	42	5-B19
1207955-4	8	400	4-J03
1207958-8	8	400	4-J03
1207965-3	8	386	4-I13
	8	394	4-I21
1208005-7	4	12	2-F13
1208139-4	4	12	2-F13
1210000-4	3	46	2-B23
1210001-2	3	46	2-B23
1210002-0	3	46	2-B23
1210003-8	3	46	2-B23
1210004-6	3	46	2-B23
1210005-3	3	46	2-B23
1210006-1	3	46	2-B23
1210007-9	3	46	2-B23
1210008-7	3	46	2-B23
1210009-5	3	46	2-B23
1210023-6	3	94	2-D23
1210028-5	3	98	2-E03
1210029-3	3	98	2-E03
1210030-1	3	98	2-E03
1210033-5	3	88	2-D17
1210038-4	3	94	2-D23
1210041-8	3	72	2-D01
1210050-9	3	98	2-E03
1210051-7	3	98	2-E03
1210079-8	3	46	2-B23
1210080-6	3	48	2-C01
1210081-4	3	46	2-B23
1210082-2	3	46	2-B23
1210102-8	3	94	2-D23
1210104-4	3	88	2-D17
1210105-1	3	88	2-D17
1210117-6	3	98	2-E03
1210123-4	3	80	2-D09
1210124-2	3	80	2-D09
1210127-5	3	70	2-C23
1210135-8	3	84	2-D13
1210139-0	3	72	2-D01
1210141-6	3	70	2-C23
1210155-6	3	86	2-D15
	3	92	2-D21
1210156-4	3	86	2-D15
	3	92	2-D21
1210161-4	3	86	2-D15
	3	92	2-D21
1210162-2	3	86	2-D15
	3	92	2-D21
1210164-8	3	92	2-D21
1210165-5	3	92	2-D21
1210166-3	3	92	2-D21
1210167-1	3	92	2-D21
1210168-9	3	92	2-D21
1210169-7	3	92	2-D21
1210170-5	3	92	2-D21
1210223-2	4	60	2-H13
1210245-5	3	78	2-D07
1210246-3	3	78	2-D07
1210247-1	3	74	2-D03
1210248-9	6	10	3-C15
1210250-5	9	36	5-B13
	9	38	5-B15
1210251-3	9	38	5-B15
1210256-2	9	38	5-B15
1210257-0	9	38	5-B15
1210259-6	9	38	5-B15
1210260-4	9	38	5-B15
1210261-2	9	38	5-B15
1210262-0	9	38	5-B15
1210265-3	9	38	5-B15
1210266-1	9	38	5-B15
1210267-9	9	38	5-B15
1210268-7	9	38	5-B15
1210269-5	9	38	5-B15
1210270-3	9	38	5-B15
1210274-5	9	38	5-B15
1210283-6	9	38	5-B15
1210285-1	9	38	5-B15
1210286-9	8	106	3-I11
	9	38	5-B15
1210287-7	9	38	5-B15
1210292-7	6	26	3-D07
1210296-8	5	14	3-A15
1210297-6	5	14	3-A15
1210302-4	6	26	3-D07
1210305-7	9	20	5-A21
1210311-5	2d	14	1-J15
1210321-4	2c	94	1-I23
1210328-9	2d	10	1-J11
1210331-3	4	6	2-F07
1210332-1	4	6	2-F07
1210333-9	4	6	2-F07
1210341-2	5	6	3-A07
1210342-0	5	6	3-A07
1210346-1	2d	4	1-J05
	2d	8	1-J09
	2d	14	1-J15
1210354-5	2c	22	1-F23
1210382-6	6	10	3-C15
1210384-2	2d	10	1-J11
1210385-9	2d	10	1-J11
1210401-4	9	30	5-B07
1210416-2	8	108	3-I13
1210417-0	8	108	3-I13
1210526-8	9	30	5-B07
1210527-6	9	30	5-B07
1210534-2	9	26	5-B03
1210610-0	8	146	3-K03
1210715-7	9	28	5-B05
1210808-0	8	400	4-J03
1210813-0	8	164	3-K21
	8	168	3-L01
	8	172	3-L05
	8	176	3-L09
	8	180	3-L13
	8	184	4-A03
	8	188	4-A07
	8	192	4-A11
	8	196	4-A15
	8	202	4-A21
	8	206	4-B01
	8	210	4-B05
	8	212	4-B07
1210814-8	8	164	3-K21
	8	168	3-L01
	8	172	3-L05
	8	176	3-L09
	8	180	3-L13
	8	184	4-A03
	8	188	4-A07
	8	192	4-A11
1210814-8	8	196	4-A15
	8	202	4-A21
	8	206	4-B01
	8	210	4-B05
	8	212	4-B07
1210846-0	9	22	5-A23
	9	26	5-B03
1210851-0	8	390	4-I17
	8	396	4-I23
1210852-8	8	390	4-I17
	8	396	4-I23
1210853-6	8	390	4-I17
	8	396	4-I23
1210864-3	9	30	5-B07
1210874-2	8	206	4-B01
	8	210	4-B05
	8	214	4-B09
	8	270	4-D17
	8	274	4-D21
	8	280	4-E03
1210875-9	8	258	4-D05
1210876-7	8	198	4-A17
	8	262	4-D09
	8	270	4-D17
	8	274	4-D21
	8	280	4-E03
1210878-3	8	206	4-B01
	8	210	4-B05
	8	274	4-D21
	8	280	4-E03
1210882-5	8	408	4-J11
1210886-6	8	102	3-I07
	8	110	3-I15
1210887-4	8	394	4-I21
1210905-4	8	144	3-K01
1210910-4	8	400	4-J03
1210911-2	8	388	4-I15
	8	394	4-I21
1210913-8	8	394	4-I21
	8	400	4-J03
1210916-1	8	400	4-J03
1210918-7	8	394	4-I21
1210924-5	8	386	4-I13
	8	394	4-I21
	8	400	4-J03
1210927-8	8	388	4-I15
1210933-6	8	394	4-I21
1210934-4	8	400	4-J03
1210940-1	8	400	4-J03
1210946-8	9	22	5-A23
1210999-7	9	28	5-B05
1211001-1	2c	84	1-I13
1211033-4	8	24	3-F01
1211094-6	8	112	3-I17
1211095-3	8	116	3-I21
1211096-1	8	124	3-J05
1211129-0	9	8	5-A09
1211139-9	8	92	3-H21
1211144-9	8	18	3-E19
1211145-6	8	18	3-E19
1211162-1	8	32	3-F09
1211163-9	8	32	3-F09
1211191-0	3	58	2-C11
1211201-7	3	56	2-C09
1211202-5	3	58	2-C11
1211267-8	4	22	2-F23
1211279-3	8	120	3-J01
1211316-3	8	40	3-F17

Sida / Page: 48

Grupp / Group: 10b

Nummerregister — Numerical register

1979-11

Artikel nr / Part No	Gr / Gr	Sida / Page	Koord. / Grid
1211316-3	8	42	3-F19
	8	44	3-F21
1211329-6	8	144	3-K01
1211334-6	8	46	3-F23
1211348-6	8	152	3-K09
1211350-2	8	418	4-J21
1211359-3	2c	8	1-F09
	2c	18	1-F19
	2c	30	1-G07
1211435-1	8	64	3-G17
1211436-9	8	64	3-G17
1211437-7	8	56	3-G09
1211438-5	8	56	3-G09
1211447-6	8	68	3-G21
1211448-4	8	72	3-H01
1211471-6	2c	8	1-F09
	2c	18	1-F19
	2c	30	1-G07
1211500-2	4	22	2-F23
	4	66	2-H19
1211599-4	2c	34	1-G11
	2c	50	1-H03
	2c	58	1-H11
	2c	62	1-H15
1211626-5	8	48	3-G01
1211627-3	8	48	3-G01
1211630-7	8	48	3-G01
1211631-5	8	48	3-G01
1211634-9	8	48	3-G01
1211635-6	8	48	3-G01
1211785-9	8	422	4-K01
1211880-8	8	422	4-K01
1211935-0	8	22	3-E23
	8	26	3-F03
1211936-8	8	26	3-F03
1212025-9	4	66	2-H19
1212035-8	4	66	2-H19
1212047-3	6	30	3-D11
1212048-1	6	32	3-D13
1212049-9	6	6	3-C11
	6	20	3-D01
1212050-7	6	6	3-C11
	6	20	3-D01
1212051-5	6	6	3-C11
	6	20	3-D01
1212070-5	5	16	3-A17
1212071-3	5	16	3-A17
1212079-6	2c	80	1-I09
	6	28	3-D09
1212097-8	6	20	3-D01
1212098-6	6	20	3-D01
1212100-0	6	20	3-D01
1212101-8	6	20	3-D01
1212102-6	6	20	3-D01
1212103-4	6	32	3-D13
1212104-2	6	32	3-D13
1212105-9	6	32	3-D13
1212106-7	6	30	3-D11
1212107-5	6	30	3-D11
1212108-3	6	30	3-D11
1212109-1	6	30	3-D11
	6	32	3-D13
1212113-3	5	28	3-B05
1212189-3	4	6	2-F07
1212191-9	5	28	3-B05
1212192-7	5	28	3-B05
1212193-5	5	28	3-B05
1212195-0	5	28	3-B05
1212199-2	5	28	3-B05
1212200-8	5	28	3-B05
1212207-3	5	8	3-A09
	5	10	3-A11
	5	12	3-A13
1212227-1	5	42	3-B19
1212230-5	5	44	3-B21
1212231-3	4	120	2-K01
1212355-0	2d	8	1-J09
	2d	14	1-J15
1212365-9	5	22	3-A23
	5	26	3-B03
1212366-7	5	22	3-A23
	5	26	3-B03
1212367-5	5	22	3-A23
	5	26	3-B03
1212376-6	6	28	3-D09
1212405-3	5	18	3-A19
	5	40	3-B17
1212406-1	5	38	3-B15
1212419-4	4	4	2-F05
1212493-9	5	6	3-A07
1212494-7	5	6	3-A07
1212495-4	5	6	3-A07
1212496-2	5	6	3-A07
1212500-1	3	86	2-D15
1212511-8	3	70	2-C23
1212553-0	3	86	2-D15
1212563-9	3	68	2-C21
	3	100	2-E05
1212570-4	3	90	2-D19
	3	92	2-D21
1212583-7	3	100	2-E05
1212591-0	4	36	2-G13
1212593-6	3	76	2-D05
1212705-6	3	72	2-D01
1212741-1	3	82	2-D11
	9	42	5-B19
1212854-2	3	102	2-E07
1212910-2	3	90	2-D19
	3	92	2-D21
1212912-8	3	100	2-E05
1212913-6	3	96	2-E01
1212914-4	3	96	2-E01
1212915-1	3	96	2-E01
1212916-9	3	96	2-E01
1212982-1	3	54	2-C07
1213139-7	8	44	3-F21
1213140-5	8	44	3-F21
1213150-4	8	122	3-J03
1213151-2	8	122	3-J03
1213154-6	8	82	3-H11
1213202-3	8	54	3-G07
	8	78	3-H07
	8	84	3-H13
1213221-3	8	60	3-G13
1213237-9	8	54	3-G07
	8	78	3-H07
	8	84	3-H13
1213239-5	8	54	3-G07
	8	76	3-H05
	8	78	3-H07
	8	84	3-H13
1213269-2	8	82	3-H11
1213273-4	8	76	3-H05
1213454-0	8	12	3-E13
1213545-5	8	92	3-H21
1213546-3	8	70	3-G23
1213547-1	8	70	3-G23
1213548-9	8	72	3-H01
1213550-5	8	92	3-H21
1213551-3	8	94	3-H23
1213578-6	3	72	2-D01
1213579-4	3	72	2-D01
1213583-6	3	72	2-D01
1213584-4	3	72	2-D01
1213585-1	3	72	2-D01
1213586-9	3	72	2-D01
1213588-5	3	72	2-D01
1213607-3	8	114	3-I19
	8	118	3-I23
	8	126	3-J07
1213609-9	8	114	3-I19
	8	118	3-I23
	8	126	3-J07
1213674-3	8	72	3-H01
1213675-0	8	72	3-H01
1213677-6	8	72	3-H01
1213748-5	2c	8	1-F09
	2c	18	1-F19
	2c	30	1-G07
1213755-0	8	78	3-H07
1213802-0	8	62	3-G15
1213803-8	8	62	3-G15
1213847-5	8	76	3-H05
1213863-2	2c	8	1-F09
	2c	18	1-F19
	2c	30	1-G07
1213865-7	3	72	2-D01
1214031-5	3	88	2-D17
1214113-1	9	36	5-B13
	9	38	5-B15
1214180-0	9	18	5-A19
1214281-6	3	72	2-D01
1214821-9	3	100	2-E05
1214822-7	3	100	2-E05
1214960-5	3	46	2-B23
	3	50	2-C03
	8	96	3-I01
1215012-4	9	34	5-B11
	9	40	5-B17
1215083-5	3	8	2-A09
1215324-3	3	50	2-C03
1215391-2	9	34	5-B11
1215565-1	3	20	2-A21
	3	24	2-B01
1217077-5	4	122	2-K03
	4	126	2-K07
1217099-9	4	122	2-K03
1217606-1	4	110	2-J15
1218515-3	2a	6	1-C07
1218537-7	2c	12	1-F13
	2c	32	1-G09
1218567-4	2a	4	1-C05
1218570-8	2b	8	1-E09
1218579-9	2a	16	1-C17
1218580-7	2a	16	1-C17
1218630-0	2a	16	1-C17
1218706-8	2a	24	1-D01
1218707-6	2a	24	1-D01
1218710-0	2a	18	1-C19
1218712-6	2a	18	1-C19
1218720-9	2a	18	1-C19
1218739-9	3	18	2-A19
1219099-7	3	4	2-A05
1219189-6	3	4	2-A05
1219709-1	3	104	2-E09
1220509-2	4	70	2-H23
	4	74	2-I03
	4	78	2-I07
	4	82	2-I11
1220510-0	4	88	2-I17
1220512-6	4	88	2-I17
1220513-4	4	70	2-H23
	4	74	2-I03
	4	78	2-I07
	4	82	2-I11
1220520-9	4	90	2-I19
1220524-1	4	88	2-I17
1220527-4	4	88	2-I17
1220529-0	4	88	2-I17
1220536-5	4	82	2-I11
1220537-3	4	82	2-I11
1220538-1	4	82	2-I11
1220539-9	4	82	2-I11
	4	100	2-J05
1220541-5	4	100	2-J05
1220542-3	4	100	2-J05
1220544-9	4	82	2-I11
1220545-6	4	82	2-I11
1220546-4	4	82	2-I11
1220547-2	4	88	2-I17
1220549-8	4	86	2-I15
	10a	18	5-C19
1220551-4	4	86	2-I15
1220556-3	4	86	2-I15
1220558-9	4	78	2-I07
1220559-7	4	86	2-I15
	4	90	2-I19
	10a	18	5-C19
1220560-5	4	90	2-I19
1220561-3	4	86	2-I15
	10a	18	5-C19
1220586-0	4	78	2-I07
1220601-7	4	70	2-H23
	4	74	2-I03
	4	82	2-I11
1220608-2	4	74	2-I03
	4	78	2-I07
1220609-0	4	96	2-J01
1220610-8	4	88	2-I17
1221025-8	8	110	3-I15
1221032-4	8	408	4-J11
1221073-8	9	28	5-B05
1221114-0	8	386	4-I13
	8	394	4-I21
1221124-9	8	372	4-H23
1221130-6	9	22	5-A23
1221131-4	9	30	5-B07
1221148-8	3	80	2-D09
	9	42	5-B19
1221165-2	9	32	5-B09
1221179-3	8	106	3-I11
1221187-6	8	384	4-I11
1221188-4	8	384	4-I11
1221189-2	8	384	4-I11
1221210-6	9	26	5-B03
1221224-7	8	394	4-I21
1221225-4	8	394	4-I21
1221226-2	8	394	4-I21
1221227-0	8	394	4-I21
1221228-8	8	400	4-J03
1221238-7	8	106	3-I11
1221239-5	8	106	3-I11

Nummerregister — Numerical register

Grupp Group 10b — Sida Page 49

1979-11

Artikel nr Part No	Gr Gr	Sida Page	Koord. Grid
1221267-6	8	102	3-I07
1221268-4	8	102	3-I07
1221269-2	8	102	3-I07
1221270-0	8	102	3-I07
1221325-2	8	270	4-D17
	8	276	4-D23
1221326-0	8	270	4-D17
	8	276	4-D23
	8	280	4-E03
1221327-8	8	198	4-A17
	8	270	4-D17
	8	274	4-D21
	8	280	4-E03
1221328-6	8	274	4-D21
	8	280	4-E03
1221346-8	8	374	4-I01
	8	376	4-I03
1221574-5	4	120	2-K01
1221967-1	4	22	2-F23
1224099-0	8	206	4-B01
	8	210	4-B05
	8	212	4-B07
	8	268	4-D15
	8	274	4-D21
	8	280	4-E03
1224349-9	8	196	4-A15
1224387-9	8	192	4-A11
1224394-5	8	192	4-A11
	8	196	4-A15
	8	202	4-A21
	8	258	4-D05
1224417-4	8	410	4-J13
	8	412	4-J15
1224776-3	9	30	5-B07
1228668-8	9	20	5-A21
1232013-1	4	56	2-H09
1232227-7	4	56	2-H09
1232233-5	4	56	2-H09
1232378-8	4	56	2-H09
1232515-5	4	54	2-H07
1234286-1	8	106	3-I11
1234519-5	3	20	2-A21
	3	24	2-B01
1235272-0	3	6	2-A07
1235780-2	3	6	2-A07
1244323-0	9	30	5-B07
1247708-9	8	112	3-I17
	8	114	3-I19
	8	116	3-I21
	8	118	3-I23
	8	122	3-J03
	8	124	3-J05
1247924-2	8	88	3-H17
	8	92	3-H21
1247925-9	8	88	3-H17
	8	92	3-H21
1247926-7	8	88	3-H17
1254223-9	8	22	3-E23
	8	26	3-F03
	8	30	3-F07
1254248-6	8	40	3-F17
1254345-0	8	54	3-G07
	8	62	3-G15
1254346-8	9	32	5-B09
1254511-7	8	84	3-H13
1254512-5	8	54	3-G07
	8	60	3-G13
	8	84	3-H13
1254596-8	8	16	3-E17
1254758-4	8	46	3-F23
1254810-3	8	8	3-E09
1254822-8	8	40	3-F17
1254824-4	8	40	3-F17
1254985-3	8	58	3-G11
1254986-1	8	58	3-G11
1254989-5	8	64	3-G17
1254990-3	8	64	3-G17
1255079-4	8	76	3-H05
1255221-2	8	26	3-F03
	8	30	3-F07
1255223-8	8	32	3-F09
1255334-3	8	46	3-F23
1255335-0	8	46	3-F23
1255359-0	8	46	3-F23
1255360-8	8	46	3-F23
1255392-1	8	22	3-E23
	8	26	3-F03
1255393-9	8	22	3-E23
	8	26	3-F03
1255394-7	8	30	3-F07
1255404-4	8	16	3-E17
1255410-1	2c	22	1-F23
	2c	26	1-G03
1255425-9	8	32	3-F09
1255625-4	8	40	3-F17
	8	42	3-F19
	8	44	3-F21
1258716-8	3	54	2-C07
1258717-6	3	54	2-C07
1259281-2	9	34	5-B11
1259533-6	3	6	2-A07
1264256-7	8	152	3-K09
1264497-7	8	384	4-I11
1264876-2	8	378	4-I05
	8	380	4-I07
1264885-3	8	206	4-B01
	8	210	4-B05
	8	214	4-B09
	8	262	4-D09
1264913-3	8	206	4-B01
	8	210	4-B05
	8	212	4-B07
	8	214	4-B09
	8	270	4-D17
	8	276	4-D23
1266026-2	9	36	5-B13
1266085-8	3	86	2-D15
1266286-2	2a	24	1-D01
1266500-6	2c	4	1-F05
	2c	10	1-F11
	2c	12	1-F13
	2c	22	1-F23
	2c	24	1-G01
	2c	26	1-G03
	2c	28	1-G05
	2c	32	1-G09
1266673-1	3	40	2-B17
1266788-7	2b	8	1-E09
1266870-3	2c	4	1-F05
	2c	12	1-F13
	2c	14	1-F15
	2c	16	1-F17
1272107-2	5	18	3-A19
	5	50	3-C03
1277011-1	8	430	4-K09
	8	432	4-K11
1277011-1	8	434	4-K13
1277029-3	8	430	4-K09
	8	432	4-K11
	8	434	4-K13
1277030-1	8	432	4-K11
	8	434	4-K13
1277070-7	8	430	4-K09
1277127-5	5	22	3-A23
	5	26	3-B03
1277128-3	5	22	3-A23
	5	26	3-B03
1277135-8	5	26	3-B03
1277136-6	5	22	3-A23
	5	26	3-B03
1277139-0	5	22	3-A23
	5	26	3-B03
1277145-7	5	26	3-B03
1277163-0	5	22	3-A23
1277164-8	5	22	3-A23
1299716-9	8	154	3-K11
1304133-0	8	22	3-E23
1501091-1	5	18	3-A19
1505774-8	3	80	2-D09
1517973-2	6	38	3-D19
1566540-9	9	16	5-A17
1575254-6	3	80	2-D09
1577290-8	3	24	2-B01
1585673-5	3	90	2-D19
3101977-1	3	40	2-B17
3277463-0	3	32	2-B09
	10a	12	5-C13
6605110-3	3	28	2-B05
6605147-5	3	28	2-B05