164

RESERVDELSKATALOG

PARTS CATALOGUE



INFÖRDA ÄNDRINGAR
CATALOGUE AMENDMENTS
MODIFICATIONS APPORTÉES
EINGEFÜHRTE ÄNDERUNGEN
MODIFICACIONES INTRODUCIADAS

Nr No. No Nr. Nro.	Införd den Inserted on Apportée le Eingeführt am Introducida el
1	04-1972
2	08-1972
3	03-1973
4	08-1973
5	03-1974
6	08-1974
7	03-1975
8	12-1975

Förord och anvisningar Foreword and catalogue instructions Avant-propos et instructions concernant le catalogue Vorwort und Kataloganweisungen Introducción e instrucciones concernientes al catálogo	1-A03		1
Motor Engine Moteur Motor Motor	1-B01		2a
Kylsystem Cooling system Système de refroidissement Kühlanlage Sistema de refrigeración	1-C13	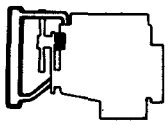	2b
Bränsle- och avgassystem Fuel and exhaust systems Système d'alimentation et système d'échappement Kraftstoff- und Auspuffanlage Sistemas de combustión y de escape	1-D07	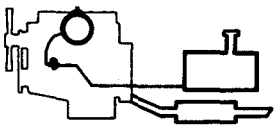	2c
Motorreglage Engine control linkages Commandes du moteur Motorbedienungshebel Mandos del motor	1-F21	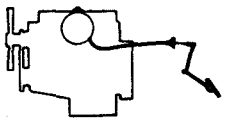	2d
Elsystem och instrument Electrical equipment and instruments Equipement électrique et instruments Elektrische Anlage und Instrumente Sistema eléctrico e instrumentos	1-G21		3
Kraftöverföring med bakaxel Power train with rear axle Transmission de force avec pont arrière Kraftübertragung mit Hinterachse Transmisión con eje trasero	2-A01	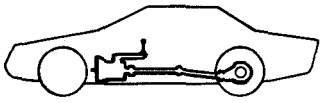	4
Bromsar Brakes Freins Bremsen Frenos	2-G09		5
Framaxel, hjul, nav och styrning Front axle, wheels, hubs and steering Essieu avant, roues, moyeux et direction Vorderachse, Räder, Nabe und Lenkung Eje delantero, ruedas, cubos y sistema de dirección	2-J01		6
Fjädring Springs Amortissement Federung Suspensión	2-L01		7
Karosseri Body Carrosserie Karosserie Carrocería	3-A01		8
Övrig utrustning Miscellaneous equipment Equipements divers Übrige Ausrüstung Equipo diverso	4-D21		9
Register och reparationssatser Registers and repair kits Registre et jeux de réparation Register und Reparatursätze Registro y juegos de reparaciones	4-H07 4-K01	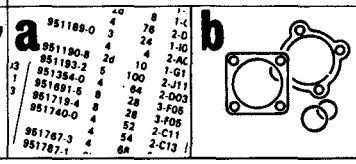	10

1975-03

Förord
Foreword
Avant-propos

Vorwort
Introducción

Grupp / Group: 1a

Sida / Page: 1

Denna katalog upptar reservdelar för vår personvagn 164 med följande typbeteckningar:
This catalogue lists parts for our car of the 164 serie with the following type designations:
Ce catalogue comprend les pièces détachées de notre voiture de tourisme 164 portant les désignations de types ci-dessous:

Dieser Katalog enthält Aufstellungen über Ersatsteile für unser Personewagen 164 mit den folgende Typbezeichnungen:
Este catálogo contiene piezas de repuestos para nuestro automóvil 164 con las siguientes designaciones de modelo:

Vagnstyp / Type desig. / Type de voiture / Wagentyp / Modelos	Motortyp / Eng. desig. / Type de mot. / Motortyp / Motor tipo	Det nr motor[1] / Part No. eng.[1] / No de ref. mot.[1] / Motornummer[1] / Motor nro de det[1]		Växellåda / Gearbox / Boîte de vitesses / Getriebe / Caja de cambios
		–1973	**1974**	
1641341	B30	496953		M400
1641341	B30A	498200		M400
1641342	B30	496953		M400
1641342	B30A	498200		M400
1641343	B30A	498200		M400
1641349 2) 3) 4)	B30A	498200	498160	M400
1641351	B30	496953		M410
1641352	B30	496953		M410
→ 1641361	→ B30	→ 496954		BW35
1641361	B30A	498201		BW35
1641362	B30	496954		BW35
1641362	B30A	498201		BW35
1641363	B30A	498201		BW35
1641369 2) 3) 4)	B30A	498201	498161	BW35
1641371	B30	496954		BW35
1641372	B30	496954		BW35
1641381	B30	496953		M400
1641382	B30	496953		M400
1641441	B30	496953		M400
1641451	B30	496953		M410
1641461	B30	496954		BW35
1641541	B30	496953		M400
1641542	B30	496953		M400
1641551	B30	496953		M410
1641552	B30	496953		M410
1641552	B30A	498200		M410
1641561	B30	496954		BW35
1641561	B30A	498201		BW35
1641562	B30	496954		BW35
1641562	B30A	498201		BW35
1641942	B30	496953		M400
1641962	B30	496954		BW35

Vagnstyp / Type desig. / Type de voiture / Wagentyp / Modelos	Motortyp / Eng. desig. / Type de mot. / Motortyp / Motor tipo	Det nr motor[1] / Part No. eng.[1] / No de mot[1] / Motornummer[1] / Motor nro de det.[1]		Växellåda / Gearbox / Boîte de vitesses / Getriebe / Caja de cambios
		–1973	**1974**	
1644341	B30E	498102	498166	M400
1644349 2) 4)	B30E	498102	498166	M400
1644351	B30E	498102	498166	M410
1644352	B30E	498102	498166	M410
1644361	B30E	498103	498167	BW35
1644362	B30E	498103	498167	BW35
1644369 2) 4)	B30E	498103	498167	BW35
1644541	B30E	498102	498166	M400
1644542	B30E	498102	498166	M400
1644551	B30E	498102	498166	M410
1644552	B30E	498102	498166	M410
1644561	B30E	498103	498167	BW35
1644562	B30E	498103	498167	BW35
1645341	B30	496958		M400
1645341	B30A	498202		M400
1645351	B30	496958		M410
1645351	B30A	498200		M410
1645361	B30	496959		BW35
1645361	B30A	498201		BW35
1645541	B30	496958		M400
1645541	B30A	498202		M400
1645551	B30	496958		M410
1645551	B30A	498202		M410
1645561	B30	496959		BW35
1645561	B30A	498203		BW35
1646341	B30F		498164	M400
1646342	B30F		498164	M400
1646343	B30F	498100		M400
1646344	B30F	498100		M400
1646351	B30F	498100	498164	M410
1646352	B30F	498100		M410
1646353	B30F	498100	498164	M410
1646354	B30F	498100		M410
1646361	B30F	498101	498165	BW35
1646362	B30F	498101		BW35
1646363	B30F	498101	498165	BW35
1646364	B30F	498101		BW35
1646553	B30F	498100	498164	M410
1646563	B30F	498101		BW35
		1975		
1643533331	B30F	498248		M410
1643533371	B30F	498245		BW35
1643533431	B30F	498248		M410
1643533471	B30F	498245		BW35
1643543331	B30F	498245		BW35
1643543371	B30F	498245		BW35
1643543431	B30F	498248		M410
1643543471	B30F	498245		BW35

Den sjunde siffran 1, 2, 3, 4, 9, i typbeteckningen anger följande:

1 = Vänsterstyrd
2 = Högerstyrd
3 = Vänsterstyrd, USA exklusive Californien
4 = Vänsterstyrd USA endast Californien
9 = Högerstyrd, monteras i Australien, Malaysia och Sydafrika.

The seventh digit 1, 2, 3, 4, 9, in the type designation column means:

1 = Left-hand drive
2 = Right-hand drive
3 = Left-hand drive USA except California
4 = Left-hand drive USA California only.
9 = Right-hand drive, assembled in Australia, Malaysia and South Africa.

Le dernier chiffre 1, 2, 3, 4, 9, du code de désignation se réfère à ce qui suit:

1 = Direction à gauche
2 = Direction à droite
3 = Direction à gauche, Etats-Unis non compris Californie
4 = Direction à gauche, Etats-Unis, seulement Californie
9 = Direction à droite, est monté en Australie, en Malaisie et en Afrique du Sud.

Die 7 Ziffer 1, 2, 3, 4, 9, in der Typbezeichnung bedeutet:

1 = Mit Linkslenkung
2 = Mit Rechtslenkung
3 = Mit Linkslenkung, USA ausschl. Kalifornien
4 = Mit Linkslenkung, USA nur für Kalifornien
9 = Mit Rechtslenkung, in Australien, Malaysia und Südafrika zusammengesetzt.

La sexta cifra 1, 2, 3, 4, 9, en las especificaciones de tipos se refiere a lo siguiente:

1 = Dirección a la izquierda
2 = Dirección a la derecha
3 = Dirección a la izquierda, EE.UU. excl. California
4 = Dirección a la izquierda, EE.UU. solamente California
9 = Dirección a la derecha, se monta en Australia, Malaysia y Sud Africa.

Anmärkningar, se sida 3 Notes, see page 4 Remarques, voir page 5 Anmerkungen, siehe Seite 6
Observaciones, véanse página 7

Chassinummer årsmodeller

1969	1970	1971	1972
ch-12199	ch 12200–32399	ch 32400–52789	ch 52790–74449
1973	**1974**		**1975**
ch 74450–102949	ch 102950–132566		ch 132567–153179

Anmärkningar

I katalogen har även följande specialutföranden inarbetats:
5356, 5357, 5358 Nackstöd.
6138 Glas sidodörrar, Frankrike, Tyskland
1) Kompletta motorer i produktionsutförande lagerföres ej som reservdel.
2) Monteras i Australien
3) Monteras i Malaysia
4) Monteras i Sydafrika

Reservdelsmotorer

B30	det nr 498212-0 ch –52789
B30A	det nr 498168-4 ch 52790–
B30E	det nr 498181-7 ch –102949
B30E	det nr 498169-2 ch 102950–
B30F	det nr 498182-5 ch 51790–102949
B30F	det nr 498170-0 ch 102950–132566
B30F	det nr 498246-8 ch 132567–

Reservdelsmotorn levereras utan svänghjulskåpa, svänghjul, termostat, vattenrör, grenrör, bränslepump, startmotor, fördelare, generator och vevhusventilation.

Övriga data beträffande katalogens uppbyggnad och användande samt förklaringar till använda förkortningar, se "Katalog-anvisningar".

Placering av skyltar för modell- och motorbeteckningar etc. framgår av nedanstående bild.

1. Produktskylt ch –132566
1.1 • Typbeteckning
1.2 • Färgkod
1.3 • Klädselkombination
1.4 • Specialutförande
2. Typ- och chassinummer ch –132566
   Produktskylt ch 132567– (chassinummer, typbeteckning, färgkod, inredningskod, specialutförande)
3. Kaross nr
4. Motorbeteckning
5. Växellåda

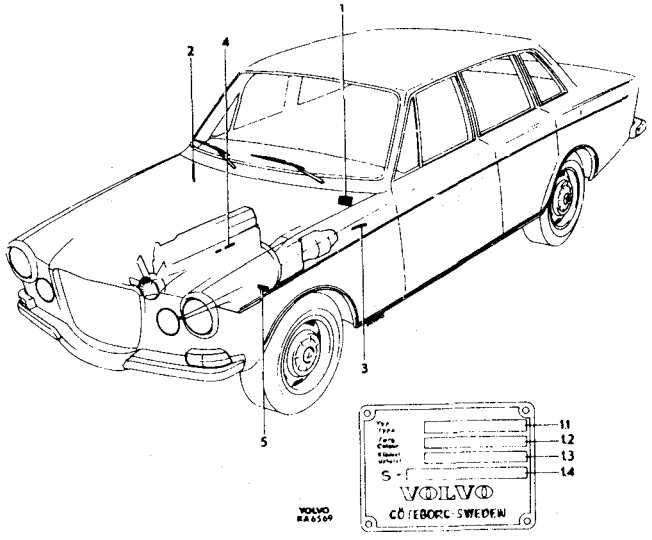

Chassis No. Model year

34358

1969	1970	1971	1972
ch –12199	ch 12200–32399	ch 32400–52789	ch 52790–74449
1973	**1974**		**1975**
ch 74450–102949	ch 102950–132566		ch 132567–153179

Notes

The following special models are also listed in the catalogue:
5356, 5357, 5358 Headrest.
6138 Glass, side doors. France and Germany
1) Production model complete engines are not stocked as spare parts.
2) Installed in Australia
3) Installed in Malaysia
4) Installed in South Africa

Reserve engines:

→ B30 Part No. 498212-0 ch –52789
B30A Part No. 498168-4 ch 52790–
B30E Part No. 498181-7 ch –102949
B30E Part No. 498169-2 ch 102950–
B30F Part No. 498182-5 ch 52790–102949
B30F Part No. 498170-0 ch 102950–132566
B30F Part No. 498246-8 ch 132567–

Reserve engines are supplied less flywheel casing, flywheel, thermostat, water pipes, manifolds, fuel pump, starter motor, distributor, alternator and crankcase ventilation.

Other data regarding the make-up and utilization of the catalogue, as well as a clarification of the abbreviations, are listed in "Catalogue instructions".

The location of the plates for the type and engine designations, etc. are illustred below.

1. Designation plate ch –132566
1.1 • Type designation
1.2 • Colour code
1.3 • Upholstery combination
1.4 • Special model
2. Type and chassis number ch –132566
   Designation plate ch 132567– (chassis number, type number, colour code, upholstery code, special model)
3. Body number
4. Engine designation
5. Gearbox

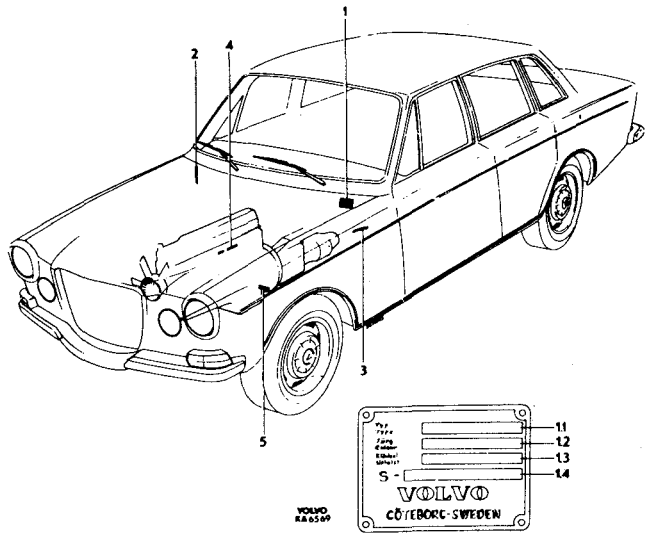

Numéro de châssis Modèle d'anne'e

1969	1970	1971	1972
ch –12199	ch 122000–32399	ch 32400–52789	ch 52790–74449
1973	**1974**		**1975**
ch 74450–102949	ch 102950–132566		ch 132567–153179

Remarques

Dans le catalogue, figurent également les versions spéciales suivantes: 5356, 5357, 5358 Appuie-tête.
6138 Portes laterales avec glaces, France et Allemagne
1) Les moteurs complets dans leur version production ne sont pas stockés comme pièces détachées.
2) Est monté en Australie
3) Est monté en Malaisie
4) Est monté en Afrique du Sud

Moteurs de rechange

B30 no. de dét. 498212-0 ch –52789
B30A no. de dét. 498168-4 ch 52790–
B30E no. de dét. 498181-7 ch –102949
B30E no. de dét. 498169-2 ch 102950–
B30F no. de dét. 498182-5 ch 52790–102949
B30F no. de dét. 498170-0 ch 102950–132566
B30F no. de dét. 498246-8 ch 132567–

Le moteur de rechange est livré sans les éléments suivants: carter de volant, volant, thermostat, canalisation d'eau, collecteur d'échappement, pompe à essence, démarreur, distributeur, alternateur et ventilation de carter.

L'ensemble des indications concernant la rédaction du catalogue et son emploi, ainsi que les explications concernant les abréviations employées, se trouvent sous la rubrique nEmploi du catalogue».

Le placement des plaques de désignation de modèles et de moteurs etc. ressort de la figure ci-dessous.

1. Plaque de produit ch –132566
1.1 • Désignation de type
1.2 • Code de couleur
1.3 • Combinaison de garniture
1.4 • Version spéciale
2. No. de type et de châssis ch –132566
   Plaque de produit ch 132567– (no. de châssis, no. de type, code de couleur, combinaison de garniture, version spéciale)
3. No. de carrosserie
4. Désignation de moteur
5. Boîte de vitesses

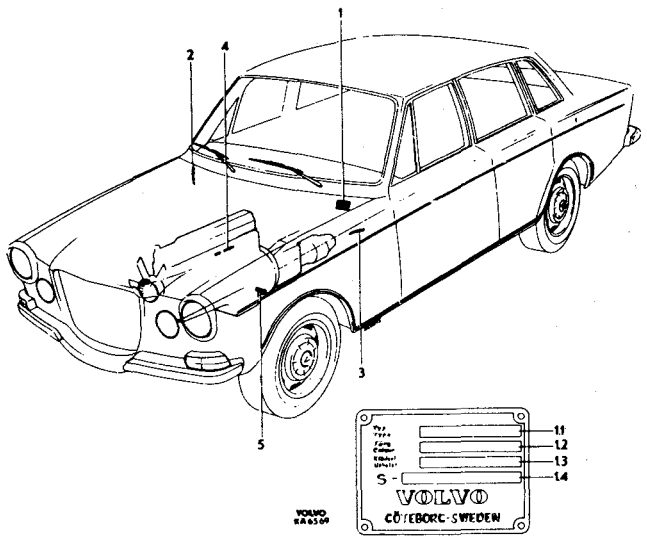

Fahrgestell-Nr Baujahr

1969	1970	1971	1972
ch –12199	ch 12200–32399	ch 32400–52789	ch 52790–74449
1973	**1974**		**1975**
ch 74450–102949	ch 102950–132566		ch 132567–153179

Anmerkungen

In dem Katalog sind auch folgende Specialausfürungen aufgeführt: 5356, 5357, 5358 Nackenstütze.
6138 Seitenfenster, Frankreich und Bundesrepublik Deutschland
1) Kpl. Motoren in Produktionsausführung werden nicht als Ersatzteil auf Lager geführt.
2) In Australien zusammengesetzt
3) In Malaysia zusammengesetzt
4) In Südafrika zusammengesetzt

Ersatzteilmotoren

B30	Ersatzteilnummer 498212-0 ch –52789
B20A	Ersatzteilnummer 498168-4 ch 52790–
B30E	Ersatzteilnummer 498181-7 ch –102949
B30E	Ersatzteilnummer 498169-2 ch 102950–
B30F	Ersatzteilnummer 498182-5 ch 52790–102949
B30F	Ersatzteilnummer 498170-0 ch 102950–132566
B30F	Ersatzteilnummer 498246-8 ch 132567–

Die Ersatzteilmotoren werden ohne Schwungradgehäuse, Schwungrad, Thermostat, Wasserrohr, Rohrkrümmer, Kraftstoffpumpe, Anlasser, Zündverteiler, Drehstrom-Lichtmaschine und Kurbelgehäuseentlüftung geliefert.

Übrige Daten über den Aufbau und die Verwendung des Katalogs sowie Erläuterungen der infragekommenden Abkürzungen, siehe "Kataloganweisungen".

Die Anbringung der Schilder mitden Fahozengkenndaten geht aus der nachstehenden Abbildung hervor:

1. Typschild ch –132566
1.1 • Typu. Baujahrbezeichnung
1.2 • Farbkode
1.3 • Bezugskombination
1.4 • Spezialausführung
2. Typ- und Fahrgestellnummer ch –132566
   Typschild ch 132567– (Fahrgestellnummer, Typnummer, Farbkode, Bezugskombination, Spezialausführung)
3. Karosserienummer
4. Motorschild
5. Getriebeschild

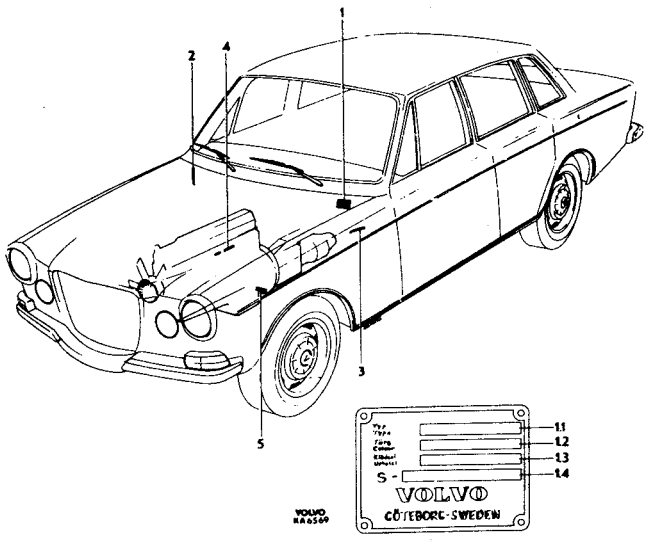

Número de chasis modelo del año

1969	1970	1971	1972
ch –12199	ch 12200–32399	ch 32400–52789	ch 52790–74449
1973	**1974**		**1975**
ch 74450–102949	ch 102950–132566		ch 132567–153179

Observaciones

En el catálogo se han también incluido las siguientes ejecuciones especiales: 5356, 5357, 5358 Apoyanuca.
6138 Cristales portezuelas laterales, Francia y Alemania
1) No tenemos en existencia como repuesto motores completos como son montados en la producción.
2) Se monta en Australia
3) Se monta en Malasia
4) Se monta en Sud Africa

Motores de recambio

B30	nro de det 498212-0 ch –52789
B30A	nro de det 498168-4 ch 52790–
B30E	nro de det 498181-7 ch –102949
B30E	nro de det 498169-2 ch 102950–
B30F	nro de det 498182-5 ch 52790–102949
B30F	nro de det 498270-0 ch 102950–132566
B30F	nro de det 498246-8 ch 132567–

El motor de recambio se suministra sin cubierta de volante, volante, termóstato, tubos de agua, múltiple de escape, bomba de combustible, motor de arranque, distribuidor, alternador y ventilación de cárter.

Los demás datos concernientes a la estructura del catálogo y su aplicación, como asimismo las explicaciones a las abreviaciones empleadas, véase "Instrucciones Referentes al Catálogo".

La ubicación de las placas de identificatión para designaciones de modelos, motores, etc., se desprende de la fig. de más abajo.

1. Placa de identificación ch –132566
1.1 • Designación de tipo
1.2 • Código de color
1.3 • Combinación de tapizado
1.4 • Versión especial
2. Designación de tipo y nro de chasis ch –132566
   Place de identificatión ch 132567– (nro de chasis, designación de tipo, código de color, combinación de tapizado, versión especial)
3. Numero de carrocería
4. Designación de motor
5. Caja de cambios

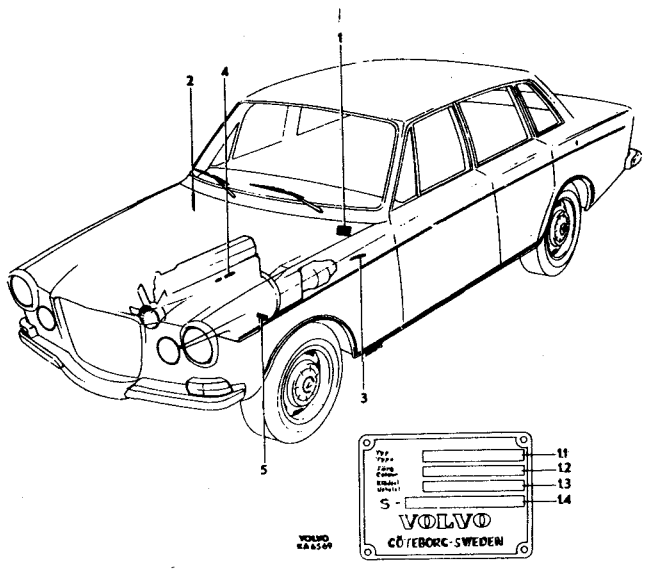


VOLVO

INNEHÅLLSFÖRTECKNING

Katalogens uppbyggnad ..... Sida 1
Katalogens användande ..... Sida 1
Vad man bör veta om:
Textsidan ..... Sida 1
Bildsidan ..... Sida 1
Registret ..... Sida 1
Förkortningar med förklaringar ..... Sida 1
Förklaringar ..... Sida 1
Förkortningar ..... Sida 1
Kodnyckel, typbeteckningar ..... Sida 2
Katalogändringar ..... Sida 2

Katalogens uppbyggnad

Katalogen är indelad i de grupper, som framgår av registerbladet. I början av varje grupp finns en innehållsförteckning. Ett numeriskt register samt förteckning över reparationssatser är placerade i slutet av katalogen. Registerbladet, innehållsförteckningar samt förteckning över reparationssatser är fem-språkiga, (svenska, engelska, franska, tyska och spanska).

Katalogens användande

Om man vet var en detalj är placerad och vill ha reda på dess detaljnummer etc, går man till den grupp i vilken detaljen skall finnas upptagen. Med hjälp av gruppens innehållsförteckning söker man sig fram till den sammanbyggda enhet, vari detaljen ingår. Obs! Olika varianter av samma aggregat kan förekomma. När man på bildsidan funnit detaljen och därmed detaljens pos-nr, går man över till samma pos-nr på motsvarande textsida, där data erhålles för beställning av detaljen. Om man endast känner till en detaljs nummer och vill ha övriga data för beställning, går man till nummerregistret. När man i registret funnit detaljens nummer, får man på samma rad hänvisning till en viss grupp, sida samt fiche-koordinat. Hänvisningen leder till den textsida, på vilken detaljnumret återfinnes i kolumnen, "det nr". På samma rad som detaljnumret finner man övriga data för beställning.

Genom att från detaljens pos-nr gå över till samma pos-nr på motsvarande bildsida får man veta detaljens placering och dess funktion i den sammanbyggda enheten.

Vad man bör veta om textsidan

Textsidan är uppdelad i ett antal kolumner benämnda enligt följande: 1. **"Pos"** Positionsnumret utgör sambandet mellan en detaljs beställningsdata på textsidan och den på bildsidan illustrerade detaljen. 2. **"Antal"** Här anges antalet av en viss detalj inom den närmast högre enheten. Detaljer, som lagerföres per längdenhet, rör och slang etc, anges enligt följande: Fr o m 1—99 millimeter "99MM" och fr o m 100 millimeter och däröver "100". För rör eller slangar med samma dimension, vilka förekommer på ett flertal ställen inom samma installationsgrupp (bildavsnitt), anges i vissa fall längderna även på bilden. Längderna skrivs då inom parentes och i omedelbar anslutning till positionsnumret. 3. **"Det nr"** Detaljnumret skall oavkortat användas vid beställning. 4. **"Benämning"** I denna kolumn anges den benämning som skall användas för detaljen ifråga vid beställning. Benämningarna är angivna på såväl svenska som engelska språken. Om en viss detalj ingår i en högre sammansatt enhet är detaljens benämning stegförskjuten åt höger i förhållande till den sammansatta enhetens benämning. Vid köp av den sammansatta enheten medföljer de detaljer, som är stegförskjutna till höger i förhållande till den sammansatta enheten.

5. **"Sats"** Siffrorna 1—4 i satskolumnen anger respektive reservdels "lagerhållningsgrad". Siffran 1 avser högsta lagerhållningsgraden, vilket innebär att detaljen i **första hand** bör lagerhållas. Angelägenhetsgraden sjunker med varje tal till 4. Ej klassificerade delar bör endast lagerhållas om dokumenterad förbrukning föreligger inom distriktet. 8 = Anger att detaljen ej säljes separat eller som reservdel. O = Anger standarddetaljer (skruv, mutter, bricka) som bör lagerhållas. Detaljer märkta med O faller under lagerhållningsgrad 1. S = Anger att detaljen ingår i reparationssats. Sådana detaljer skall endast i undantagsfall lagerhållas separat. I den mån det varit möjligt, har satsernas komplettnummer inredigerats i det avsnitt eller grupp där de har sin konstruktiva plats. I de fall det icke varit möjligt att visa reparationssatsen med ingående delar direkt i texten, har satsens kompletta nummer upptagits sist i varje textavsnitt. Går man exempelvis till grupp 6 framaxel, styrning och söker detaljer för byte av spindelbult, finner man att spindelbultens detaljnummer är märkt med ett "S". Satsen återfinns då vanligtvis sist i samma text- och bildavsnitt. 6. **"Anmärkning"** Förutom sidhänvisningar innehåller denna kolumn förtydligande uppgifter av olika slag. Ett i denna kolumn med klammer omslutet detaljnummer anger att detaljen ersatts av numret i detaljnummerkolumnen. Denna ersättning gäller endast berörd katalog och pos. Anmärkningar, som av utrymmesskäl ej kan skrivas i anmärkningskolumnen, har i denna kolumn markerats enligt följande exempel: 1, 2, 3) osv. Dessa anmärkningssiffror börjar med nr 1 inom varje kataloggrupp och återfinnes som fotnoter sist i varje avsnitt. I fotnoterna skrivs anmärkningarna på svenska, engelska, franska, tyska och spanska. Ett "X" i textsidans vänstra marginal markerar var ändring ägt rum vid senaste sidbyte.

Vad man bör veta om bildsidan

Bildsidans illustrationer utgöres som regel av perspektivteckningar. I vissa fall används plan- och sektionsbilder från ritningsunderlaget. Stegförskjutningsprincipen, se textsida punkt 4, kan man även spåra i bilden på så sätt, att komplettdetaljs pos-nr med en klammer omsluter underdetaljernas. Komplettenhet markeras även med en ring omkring ett pos-nr.

Vad man bör veta om registret

Gruppen "register" är indelad i två undergrupper, "nummerregister" samt "reparationssatser", vilka här nedan behandlas var för sig.

Nummerregister

Nummerregistret är uppställt i tabellform. Varje sida är indelad i spalter och kolumner: "Det nr", "Grupp", "Sida" och "fiche-koordinat". Nummerregistret kommer särskilt till användning då man endast vet en detaljs nummer och vill ha övriga beställningsdata. För att finna ett visst nummer i registret går man till kolumnen "Det nr". Detaljnumren är upptagna i nummerordning. På samma rad som detaljnumret finner man hänvisning till den grupp och sida i katalogen, eller den fiche-koordinat, där ifrågavarande detalj kan ses i sitt sammanhang. I de fall en detalj förekommer på flera ställen i katalogen, skrivs detaljnumret endast en gång och samtliga förekommande grupp- och sidnummer eller fiche-koordinater utskrivs därefter. Om en detalj förekommer flera gånger på samma sida, utskrivs detaljnummer, grupp, sida och fiche-koordinat endast en gång.

Reparationssatser:

Är den del av registret, som talar om vilka reparationssatser som finns till den eller de vagnstyper som är behandlade i katalogen. För att lättare kunna identifiera reparationssatserna, har gruppen illustrerats. För erhållande av uppgift på i satsen ingående delar, hänvisas till separat katalog över "Reparationssatser".

Förkortningar med förklaringar

Förklaringar

På grund av platsbrist vid översättning till fyra språk av anmärkningar i form av noter etc, har ett sammandrag, benämnt "Förkortningar" (se sid 3) iordningställts. Dessa förkortningar som gäller för samtliga språk och således ej kommer att översättas, har uppställts i alfabetisk ordning, med utgångspunkt från svenska språket. Då noter av s k standardkaraktär använts, som anger chassinummer, motornummer och karosserinummer etc har dessa utformats enligt följande exempel:

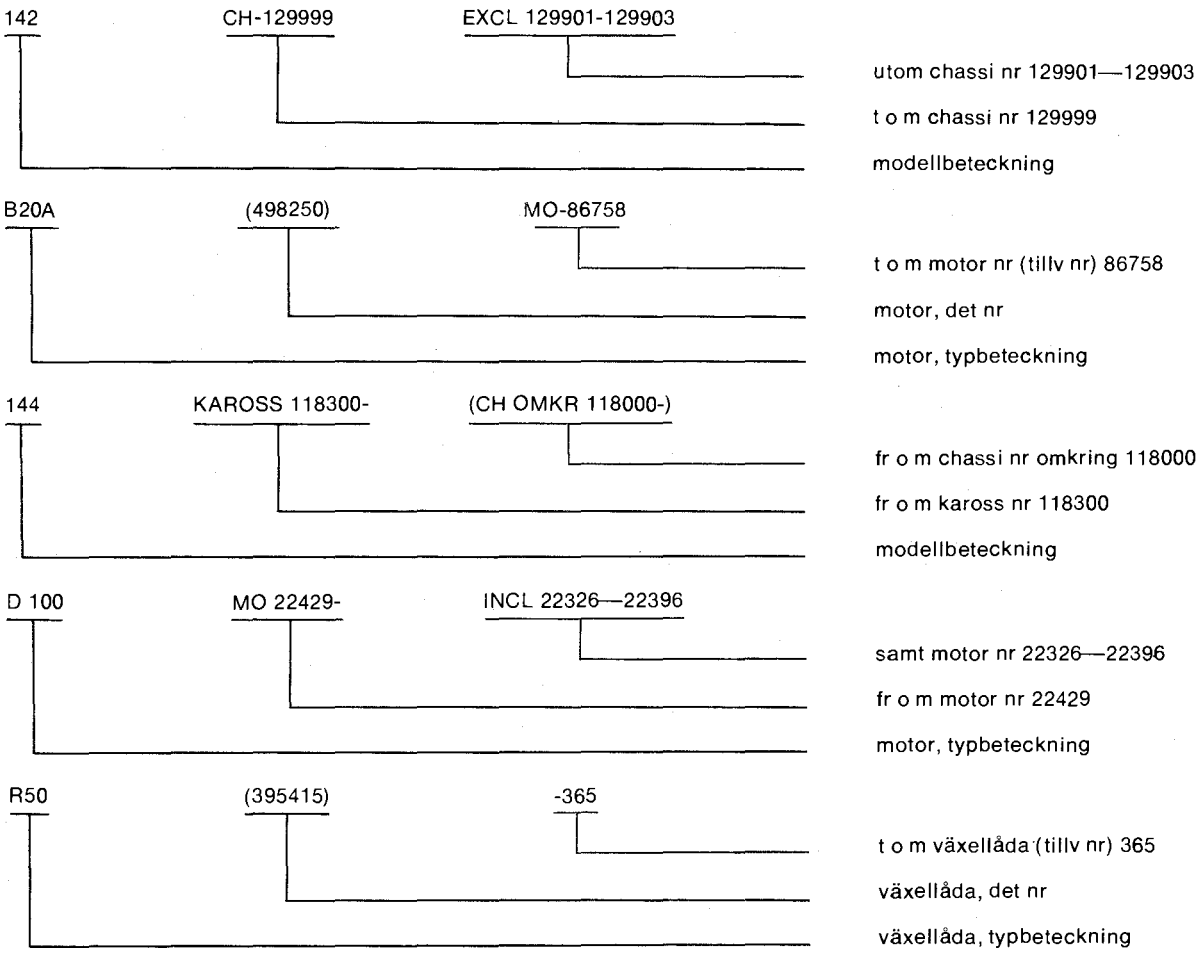

Kodnyckel typbeteckningar

Exempel:
FB88 44T
NB88

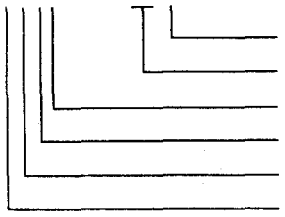

[1]) Ej med vid vagn utan turbo.
[2]) Ej med vid 2-axlig vagn.

Katalogändringar

På baksidan av katalogens titelsida har införts en sida, benämnd "Införda ändringar". Denna sida har tillkommit för att möjliggöra uppföljning av att samtliga utsända ändringssatser insorterats i katalogen.

Med varje ändringssats bifogas en förteckning över utgående och tillkommande sidor. I denna förteckning är även angivet vilket nummer ändringssatsen har.

A	=	ampére
ALT	=	alternativ
ANT KUGGAR	=	antal kuggar
B	=	bredd
BAS	=	basutförande
BAT	=	bakaxeltryck i ton
BKH	=	med bakre krängningshämmare
BLÅ		
BLF	=	bladfjädring
CAN	=	Canada
CH-XXXXX	=	t o m chassi nr
CH XXXXX-	=	fr o m chassi nr
D	=	diameter, yttre
DET SE SIDA	=	ingående detaljer se sida
DI	=	diameter, inre
DLAM	=	dubbellamell
DMG	=	dubbelfjäder med gummifjäder
DUG	=	dubbelfjäder utan gummifjäder
EBR	=	engelskt bromssystem
EEC	=	För vagnar på EEC-marknaden
EH	=	med ekerhjul
ELAM	=	enkellamell
EMG	=	enkelfjäder med gummifjäder
ERF	=	erforderligt antal
	=	erforderlig längd etc
ERS AV	=	ersättes av
ET	=	engelsk text
ETC	=	etcetera
EXCL	=	exklusive
FAV (BAS)	=	Favorit, Basutförande
FBR	=	franskt bromssystem
FF	=	förstärkt fjäder
FFA	=	framflyttad framaxel
FS	=	för vagnar med framstolar
FT	=	framaxeltryck i ton
GRÅ		
GUL		
GV	=	med golvväxel
H	=	höger
HASY	=	högerasymetriskt ljus
HJB	=	hjulbas
HMF	=	hastighetsmätare med färdskrivare
HS	=	för vagnar med helt säte
HST	=	högerstyrd
HSTA	=	högerstyrd Australien
HSTB	=	högerstyrd England
HT	=	höjt tak
HUF	=	hastighetsmätare utan färdskrivare
HV	=	herrgårdsvagn
HYTT-XXXX	=	t o m hytt nr
HYTT XXXX-	=	fr o m hytt
INCL	=	inklusive
KAROSS-XXXXX	=	t o m kaross nr
KAROSS XXXXX-	=	fr o m kaross nr
KBR	=	bromssystem för Frankrike, Tyskland och Beneluxländerna
KH	=	kort hytt
KM	=	kilometer
KMPL	=	komplett
KOMB	=	klädselkombination
L	=	liter, längd
LAGERFÖRES EJ	=	detaljen lagerföres ej som reservdel
LH	=	lång hytt
LPF	=	luftfilter, pappersfilter
LUF	=	luftfjädring
MA	=	med avgasbroms
MAC	=	med luftkonditionering
MAJ	=	med automatisk justerhävarm
MAR	=	med avgasrenare
MCOMBU	=	förberedd för luftkonditionering
MDFA	=	med drivande framaxel
MDFS	=	med draganordning för semitrailer
MDS	=	med differentialspärr
MEB	=	med enkelväxlad bakaxelväxel
MER	=	med eluppvärmd ruta
METERVARA		
MF	=	med friskluftsanläggning utan bilvärmare
MFP	=	med Flitchplateförstärkt ram
MFS	=	med främre stötdämpare
MGF	=	med gummifjäder
MHR	=	med handreglage
MK	=	med kraftuttag
MKMR	=	med kilometerräknare
MLD	=	med ljuddämpare luftfilter
MLF	=	med luftförvärmning
MLV	=	med lastkännande bromsventil
MM	=	millimeter
MMH	=	med mekanisk hastighetsmätare
MNB	=	med nummerplåtsbelysning
MNR	=	med navreduktion
MO-XXXXX	=	t o m motor nr
MO XXXXX-	=	fr o m motor nr
MPOS	=	med positiv vevhusventilation
MRA	=	med returledning för avgaser
MS	=	med servostyrning
MSF	=	med stänkskydd, främre
MST	=	med strumpa för luftfilter
MSTORK	=	med strålkastartorkare
MSVK	=	med släpvagnskoppling
MTB	=	med tväxlad bakaxelväxel
MTL	=	med taklucka
MTRF	=	med termostatreglerad fläkt
MTV	=	med tillsatsvärme
MV	=	med värmeelement
MVA	=	med vattenmantlat avgassystem
MVFD	=	med viktfördelare
MÄRKT	=	märkt med
NF	=	normalfläkt
NFA	=	normalplacerad framaxel
NR	=	nummer
NT	=	normalt tak
OBF	=	oljebadfilter
OMKR	=	omkring nr
RAD	=	insprutningspump av radtyp
ROP	=	insprutningspump av rotortyp
ROT	=	oktantal (metod Research)
RV	=	med rattväxel
RÖD		
S	=	ingår i satsförpackning
SBMR	=	säkerhetsbälte med rullar
SBN	=	svenska bromsar för Nederländerna
SBR	=	allmänt bromssystem
SBUR	=	säkerhetsbälte utan rullar
SE GRUPP		
SE POS		
SE SIDA		
SEN UTF	=	senare utförande
SH	=	med skivhjul
SM	=	svenska marknaden
SPEC UTF	=	specialutförande
SPV	=	spårvidd
ST	=	styck
STD	=	standardutförande
STD D	=	standarddimension
STELEM	=	med startelement
SV	=	skåpvagn
SVART		
SVG	=	skåpvagn, glasad sida
SVP	=	skåpvagn, plåtsida
SVT	=	svensk text
TB	=	tryckluftsbromsar

TF	= tropikfläkt
THB	= tryckluftshydraulisk broms
TID UTF	= tidigare utförande
TJ	= tjocklek
TUM	
UA	= utan avgasbroms
UAC	= utan luftkonditionering
UAJ	= utan automatisk justerhävarm
UAR	= utan avgasrenare
UBKH	= utan bakre krängningshämmare
UCOMBU	= ej försedd med luftkonditionering
UD	= underdimension
UDFS	= utan draganordning för semitrailer
UDS	= utan differentialspärr
UER	= utan eluppvärmd ruta
UFP	= utan Flitchplateförstärkt ram
UFS	= utan främre stötdämpare
UGF	= utan gummifjäder
UHR	= utan handreglage
UK	= utan kraftuttag
UKMR	= utan kilometerräknare
ULD	= utan ljuddämpande luftfilter
ULF	= utan luftförvärmning
ULV	= utan lastkännande bromsventil
UNB	= utan nummerplåtsbelysning
UNR	= utan navreduktion
UPOS	= utan positiv vevhusventilation
URA	= utan returledning för avgaser
US	= utan servostyrning
USA	= Amerikas Förenta State,
USF	= utan stänkskydd, främre
UST	= utan strumpa för luftfilter
USTELEM	= utan startelement
USTORK	= utan strålkastartorkare
USVK	= utan släpvagnskoppling
UTL	= utan taklucka
UTRF	= utan termostatreglerad fläkt
UTV	= utan tillsatsvärme
"UTV 4,88/1"	= utväxlingsförhållande
UV	= utan värmeelement
UVA	= utan vattenmantlat avgassystem
UVFD	= utan viktfördelare
V	= volt, vänster
VARU	= Varutransport
VASY	= vänsterassymetriskt ljus
VB	= vagnbredd
VENV	= endast för vagnar byggda av Volvo Europa Naamloze Vennootschap Belgien
VFH	= vagnar för högertrafik
VFV	= vagnar för vänstertrafik
VHB	= vakuumhydraulisk broms
VIT	
VST	= vänsterstyrd
VTE	= vindrutetorkare, elektrisk
VTT	= vindrutetorkare, tryckluft
VTV	= vindrutetorkare, vakuum
VXL	= växellåda
W	= watt
WBR	= bromssystem för Schweiz
ÖD	= överdimension

Index

The appearance of the catalogue ..... Page 1
The use of the catalogue ..... Page 1
What you should know about:
Text pages ..... Page 1
Illustrated pages ..... Page 1
Register ..... Page 1
Abbreviations and their clarification ..... Page 1
Clarification ..... Page 1
Abbreviations 1
Code key, type designations ..... Page 2
Catalogue revisions ..... Page 2

The appearance of the catalogue

The catalogue is divided into the groups shown on the main register. There is an index at the beginning of each group. There is a numerical register and a specification of repair kits at the end of the catalogue. The main register, indexes and repair kits list are multi-languaged (Swedish, English, French, German and Spanish).

The use of the catalogue

If you know where a part is located on the vehicle and want to know its part number, etc, open the catalogue at the relevant group for the main unit, to which the part in question pertains, in the group index. Note! Several varieties of the same unit can appear. When you have found the part concerned on the illustration note its key number and then find the equivalent key number on the text page opposite — where you will find the data relevant for ordering the part. If you only know the part number and want to find out the rest of the data required for making your order, first look at the numerical register. When you have located the Part No. in the register you will find reference to the Group, Page numbers and microfilm co-ordinate on the same line.. Turn to the page in question and then look down the "Part No." column until you find the part numer. The rest of the data on the same line is the data required for making your order. By comparing the key number on the text page with the equivalent key number on the illustration you can ascertain the location and function of the part in question.

What you should know about text pages

A page of text is divided into the columns shown below: 1. "**Fig.**" The figure number is a cross reference between the text and the illustration. 2. **"Qty."** The quantity is the quantity of the part concerned in the complete assembly, or subassembly. Parts which are sold by length, piping and hosing etc, are quoted as follows: In cases of lengths up to 99 mm we use the mm suffix, i. e. "99MM". On the other hand when it concerns lengths exceeding 100 mm, the figures appear without any suffix, i. e. "100". Should piping or hosing bearing the same part number appear in several locations within same assembly (illustration), lengths can also appear on the illustration. The lengths are then noted in parentheses in the immediate vicinity of the key number. 3. "**Part No.**" The part number must always be quoted in your orders for the part in question. 4. "**Description**" This column contains the descriptions which should be used when ordering the parts in question. These descriptions are quoted in both Swedish and English. If a part is included in a larger unit, it is displaced to the right below the name of the complete unit. When a complete unit is purchased all parts displaced to the right immediately below it, are included when the complete unit is ordered. 5. "**Kits**" The figures 1—4 in the kits column show the "stock holding grade" of the respective spare parts. The figure 1 shows the greatest stock holding grade, which means that the parts should be stocked primarily. The value of the grade declines successively to 4. Non-graded parts should only be stocked if consumption appears within the district. 8 = Shows that parts are not sold separately or as spares. O = Standard parts (screw, nuts, washer) which should be stocked. Parts marked with an O pertain to stock holding grade 1. S = Shows that the parts concerned is included in a repair kit. Parts of this sort should only be stocked separately in exceptional cases. Wherever possible the complete number of the kits has been noted in the section or group where they have their constructive location. In these cases, where it has not been possible to show the parts kit with its pertaining parts direct in the text, we have noted the kit nomber at the end of each section. For example if you look at Group 6, front axle and steering, and look for the parts required to replace a king pin, you will see that the part number for the king pin is marked with an S". Usually the kit is located under the complete unit. In exceptional cases it has been listed at the end of the text and illustration section. 6. "**Notes**" As well as reference to other pages, this column gives clarifying information of various types. A bracketed part number in this column shows that the part in question has been replaced by another part; the number which is currently in the part number column. This replacement only concerns the catalogue and component concerned. Notes, which are too lengthy to note in the notes column, have been marked 1, 2, 3) etc. These note numbers start with 1 within each catalogue group and can be found again as footnotes at the end of each section. The footnotes are written in Swedish, English, French, German, and Spanish. An "X" in the left hand margin shows that revision has occured in conjunction with the latest set of replacement pages.

What you should know about illustrated pages

The illustrations are usually composed of exploded views in perspective. In certain cases we use plans and sections based on the original drawings. The displacement system used in the text, see point 4, can also be traced on the illustrations owing to the fact that the key number of a complete unit is "clamped" together with its components parts. The key number of a complete unit has a ring around it.

What you should know about the register

The "Register" group is divided into two sub-divisions, the "Numerical Register" and "Repair Kits". These sub-divisions are clarified below:

Numerical Register

This page is divided into columns and sub-columns marked "Part number", "Group", "Page" and "microfilm-co-ordinate". This register will enable you to trace a part in the cataloque when you only know the part number and want further ordering data. When seeking a certain number in the register, first look at the "Part No." column. The Parts Nos. are listed in numerical sequence. On the same line as Part No., reference is made as to which group and page or the microfilm-co-ordinate, where the part in question can be seen in its own context. In cases where an individual part can be found in several parts of the catalogue the Part No. is only noted once and all the group and page numbers concerned, or microfilm-co-ordinate, are noted below it. If a part appears several times on the same page, the Part No., Group, Page and microfilm-co-ordinate is only noted once.

Repair' Kits

"Repair Kits" comprise that sub-division of the register which informs you as to which parts kits are stocked for the types of vehicles listed in the catalogue concerned. To facilitate the identification of repair kits this sub-division is illustrated. The individual parts included in the repair kit are listed in the Repair Kits Catalogue.

Abbreviations and clarification

Clarification

Owing to the amount of space being taken up by the fact that we shall be printing footnotes in five languages, we have tabled a list of Abbreviations" (see page 3). These abbreviations, which apply for all languages and thus will not be translated, have been listed in alpahabetical sequence, based on the Swedish language. When notes of a "standard" character appear, such a references to certain chassis and engine numbers, etc., they have been formed in the following way:

142	CH-129999	EXCL 129901—129903	except chassis Nos. 129901—129903
			up to chassis No. 129999
			type designation
B20A	(498250)	MO-86758	up to engine No. (Serial No.) 86758
			engine, part number
			engine, designation
144	KAROSS 118300-	(CH OMKR 118000-)	with effect chassis No. 118000 approx.
			with effect body No. 118300
			type designation
D 100	MO 22429-	INCL 22326—22396	and engines Nos. 22326—22396
			with effect from engine No. 22429
			engine designation
R50	(395415)	-365	up to gearbox No. (Serial No.) 365
			Gearbox, Part No.
			Gearbox, designation

Code key, type designations

Example:

FB88
NB88 44T

	Engine with supercharger[1])
-	Wheel bases in decimeters
	Size of vehicle in relation to other vehicles
	Design period
	3-axle vehicle[2])
	Forward controlled or normal controlled vehicles respectively.

[1]) Not with vehicles not fitted with supercharger.
[2]) Not with 2-axle vehicles.

Catalogue revisions

On the rear of the title page of the catalogue we have introduced a page called Catalogue amendments". This page is to facilitate the insertion of information regarding sets of replacement pages inserted in the catalogue.

Each set of replacement pages is accompanied by a list of superseded and supersessionary pages. This list is marked with an" Amendment number".

A	= ampére
ALT	= alternative
ANT KUGGAR	= number of teeth
B	= width
BAS	= basic model
BAT	= rear axle pressure in tons
BKH	= with rear anti-roll bar
BLÅ	= blue
BLF	= leaf springs
CAN	= Canada
CH-XXXXX	= up to chassis No.
CH XXXXX-	= with effect from chassis No.
D	= diameter, external
DET SE SIDA	= components parts listed on page
DI	= diameter, internal
DLAM	= twin disc cluteh
DMG	= double spring with hollow rubber spring
DUG	= double spring without hollow rubber spring
EBR	= Brake system UK market
EEC	= Vehicles for EEC markets
EH	= with spoke wheels
ELAM	= single clise cluteh
EMG	= single spring with hollow rubber spring
ERF	= order as required, state required length etc
ERS AV	= superseded by
ET	= English text
ETC	= etcetera
EXCL	= excluding
FAV (BAS)	= Favorit, Basic model
FBR	= French market brake system
FF	= reinforced springs
FFA	= shortened front overhang
FS	= for cars with separate front seats
FT	= front axle pressure in tons
GRÅ	= grey
GUL	= yellow
GV	= with floor change
H	= right
HASY	= asymmetric lamp for contries with RH-traffic
HJB	= wheel base
HMF	= speedometer with tachograph
HS	= for cars with bench-type front seat
HST	= right hand drive
HSTA	= RHD for the Australian market
HT	= raised roof
HSTB	= RHD for the United Kingdom
HUF	= speedometer without tachograph
HV	= station wagon
HYTT-XXXX	= up to cab serial number
HYTT XXXX-	= with effect from cab serial number
INCL	= inclusive
KAROSS-XXXXX	= up to body No.
KAROSS XXXXX-	= with effect from body No.
KBR	= brake system for France, Germany and Benelux
KH	= short cab
KM	= kilometre
KMPL	= complete
KOMB	= upholstery combination
L	= litre, length
LAGERFÖRES EJ	= part not stocked as spare
LH	= long cab
LPF	= air filter, paper filter
LUF	= air spring
MA	= with exhaust brake
MAC	= with air conditioning
MAJ	= with automatic slack adjuster
MAR	= with exhaust emission control unit
MCOMBU	= pre-adapted for air conditioning
MDFA	= with driving front axle
MDFS	= with towing unit for semitrailer
MDS	= with differential lock
MEB	= with single reduction rear axle
MER	= with heated rear window
METERVARA	= sold by length
MF	= with fresh air unit less heater
MFP	= with Flitch plate reinforced frame
MFS	= with front shock absorbers
MGF	= with hollow rubber spring
MHR	= with hand control
MK	= with power take off
MKMR	= with kilometre registration counter
MLD	= with silencing air filter
MLF	= with air pre-heating
MLV	= with load sensitive brake valve
MM	= millimetre
MMH	= with mechanical speedometer
MNB	= with number plate illumination
MNR	= with hub reduction
MO-XXXXX	= up to engine No.
MO XXXXX-	= with effect from engine No.
MPOS	= with positive crankcase ventilation
MRA	= with exhaust gas recirculation
MS	= with servo assisted steering
MSF	= with mud flaps, front
MST	= with screen for air filter
MSTORK	= with headlamp wiper
MSVK	= with trailer connection
MTB	= with two-speed rear axle
MTL	= with sliding roof
MTRF	= with thermo-regulated fan
MTV	= with additional heater
MV	= with heater
MVA	= with water-jacketed exhaust system
MVFD	= with weight transference axle
MÄRKT	= marked
NF	= normal fan
NFA	= normal-location front axle
NR	= number
NT	= normal roof
OBF	= oil bath filter
OMKR	= number approximately
RAD	= injection pump of in-line type
ROR	= injection pump of rotary type
ROT	= research octane number
RV	= with steering column change
RÖD	= red
S	= included in parts kit
SBMR	= inertia type safety belt
SBN	= Swedish brakes for Netherlands
SBR	= brake system, general market
SBUR	= fixed safety belt
SE GRUPP	= See Group
SE POS	= See Fig
SE SIDA	= See Page
SEN UTF	= late production
SH	= with disc wheels
SM	= Swedish market
SPEC UTF	= special model
SPV	= track
ST	= piece(s)
STD	= standard
STD D	= standard size
STELEM	= with starting unit
SV	= parcel van
SVART	= black
SVG	= parcel van, with side windows
SVP	= parcel van, metal sides
SVT	= Swedish text
TB	= air brakes

TF	=	tropical fan
THB	=	compressed air hydraulic brakes
TID UTF	=	early production
TJ	=	thickness
TUM	=	inch(es)
UA	=	without exhaust brake
UAC	=	without air conditioning
UAJ	=	without automatic slack adjuster
UAR	=	without exhaust emission control unit
UBKH	=	without rear, anti-roll bar
UCOMBU	=	not pre-adapted for air conditioning
UD	=	undersize
UDFS	=	without towing unit for semitrailer
UDS	=	without differential lock
UER	=	without heated rear window
UFP	=	without Flitch plate reinforced frame
UFS	=	without front shock absorbers
UGF	=	without hollow rubber spring
UHR	=	without hand control
UK	=	without power take-off
ULD	=	without silencing air filter
ULF	=	without air pre-heating
ULV	=	without load sensitive brake valve
UMKR	=	without kilometre registration counter
UNB	=	without number plate illumination
UNR	=	without hub reduction
UPOS	=	without positive crankcase ventilation
URA	=	without exhaust gas recirculation
US	=	without servo assisted steering
USA	=	United States of America
USF	=	without mud flaps, front
UST	=	without screen for air filter
USTELEM	=	without starting unit
USTORK	=	without headlamp wiper
USVK	=	without trailer connection
UTL	=	without sliding roof
UTRF	=	without thermo-regulated fan
UTV	=	without additional heater
"UTV 4, 88/1"	=	ratio
UV	=	without heater
UVA	=	without water-jacked exhaust system
UVFD	=	without weight transference axle
V	=	volt, left
VARU	=	Parcel van
VASY	=	asymmetric lamp for countries with LH-traffic
VB	=	vehicle width
VENV	=	only for vehicles assembled at Volvo Europa Naamloze Vennootschap, Belgium
VFH	=	vehicles for RH traffic
VFV	=	vehicles for LH traffic
VHB	=	vacuum hydraulic brakes
VIT	=	white
VST	=	left hand drive
VTE	=	windscreen wiper, electric
VTT	=	windscreen wiper, pneumatic
VTV	=	windscreen wiper, vacuum
VXL	=	gearbox
W	=	watt
WBR	=	brake system for Switzerland
ÖD	=	oversize

Table des matières

Disposition du catalogue ..... Page 1
Emploi du catalogue ..... Page 1
Ce qu'il faut savoir:
De la page de texte ..... Page 1
De la page d'image ..... Page 1
De la page de registre ..... Page 1
Abréviations et explications ..... Page 1
Abréviations ..... Page 1
Explications ..... Page 2
Clé de code, désignations de type ..... Page 3
Modifications introduîtes dans le catalogue .. Page 3

Disposition du catalogue

Le catalogue est divisé en groupes qui ressortent du registre. Au début de chaque groupe, il se trouve une table des matières. Un registre numérique ainsi qu'une liste des emballages de jeux sont placés à la fin du catalogue. Le registre, la table des matières ainsi qui la liste des jeux de reparation sont en cinq langues (suédios, anglais, français, allemand et espagnol).

Emploi du catalogue

Si l'on sait où un détail est placé et si l'on veut savoir son numéro de détail etc, on se reporte au groupe dans lequel le détail doit se trouver enregistré. A l'aide de la liste de contenu du groupe, on arrive à l'unité à laquelle le détail appartient. Remarque: Différents types du même appareil peuvent exister. Lorsque l'on a, sur la page d'illustration, trouvé le détail et par là le numéro de position du détail, on se reporte au même numéro de position sur la page correspondante de texte où les données nécessaires à la commande du détail sont obtenues. Si l'on ne connaît qu'un numéro de détail et que l'on veuille obtenir toutes les données pour une commande, il faut se référer au registre des numéros. Lorsque l'on a, dans le registre, trouvé le numéro de détail, on obtient sur la même ligne une indication permettant de se référer à un groupe déterminé, à une page ainsi qu'à une fiche-coordination. Cette référence conduit à la page de texte sur laquelle le numéro de détail se retrouve dans la colonne « no de dét ». Sur la même ligne que la numéro de détail se trouvent toutes les données nécessaires à la commande. En partant du numéro de position d'un détail au même numéro de position sur la page d'illustration correspondante, on peut connaître le placement du détail et sa fonction dans l'unité à laquelle il appartient.

Ce que l'on doit savoir de la page de texte

La page de texte est divisée en un certain nombre de colonnes désignées selon ce qui suit: 1. » **Pos** » Le numéro de position représente le lien entre des données de commande de détail sur la page de texte et le détail illustré sur la page d'illustration. 2. « **Quantité** » Ici, est donné le nombre d'un certain détail au sein de l'unité supérieure la plus proche. Les détails qui sont stockés par unité de longueur — tubes et tuyaux etc — sont mentionnés selon ce qui suit: à partir de 1—99 millimètres « 99 MM » et à partir de 100 millimètres et au-dessus « 100 ». Pour tubes et tuyaux de même dimension que l'on trouve à plusieurs endroits dans un même groupe d'installation (détail de figure), les longueurs sont, dans certains cas, même mentionnées sur l'image. Les longueurs sont écrites entre parenthèses immédiatement après le numéro de position. 3. « **No de dét** » Le numéro de détail doit être employé, lors de commande, sans être abrégé. 4. « **Désignation** » Dans cette colonne, doit être mentionnée la désignation qui doit être employée pour le détail en question lors de la commande. Les désignations sont mentionnées en suédois et en anglais. Si un certain détail appartient à une unité groupée plus élevée, la désignation du détail est déplacée sur la droite par rapport à la désignation de l'unité groupée. Lors d'achat d'unité groupée, suivent les détails qui sont déplacés sur la droite par rapport à l'unité groupée. 5. « **Jeu** » Les cehiffres 1—4 dans la colonne dé jeu donnent le « degré de stockage » des pièced détachées respectives. Le chiffre 1 désigne le « degré de stockage » le plus élevé, ce qui signifie que le détail doit en premier lieu être stocké. Le degré d'importance diminue progressivement jusqu'à ce que l'on arrive au chiffre 4 qui est le plus bas. Les pièces non classées ne doivent être stockées que si un écoulement documenté existe au sein du district. 8 = Mentionne que la pièce n'est pas vendue séparément ou comme pièce détachée. O = Désigne les détails standard (vis, écrous, rondelles) qui doivent être stockés. Les détails marqués de la lettre O appartiennent au degré de stockage 1. S = Indique que le détail fait partie d'un jeu de réparation. De tels détails ne doivent que dans des cas exceptionnels être stockés séparément. Dans la mesure où cela a été possible, le numéro complet des jeux a été mentionné dans les passages ou groupes où ils trouvent leur place. Dans les cas où il n'a pas été possible de présenter des jeux de réparations avec les pièces composantes directement dans le texte, le numéro complet du jeu a été mentionné en dernier dans chaque partie de texte. Si l'on se réfère par exemple au groupe 6 (essieu avant, direction) et que l'on cherche des détails pour l'échange d'un pivot de fusée, on trouve que le numéro de détail du pivot de fusée est marqué par le lettre «S». Le jeu se retrouve donc ordinairement comme unité complète en premier plan. A quelques exceptions près, il peut avoir été mentionné en dernier dans la même partie de texte ou de figure. 6. « **Remarques** » Outre des indications figurant en marge, cette colonne contient des détails complémentaires de différentes sortes. Dans cette colonne, les numéros de détails entre crochets, indiquent que le détail a été remplacé par le numéro se trouvant dans la colonne de numéros de détails. Ce remplacement n'est valable que dans les catalogues et positions en question. Les remarques, qui en raison du manque de place, ne peuvent figurer dans la colonne des remarques, ont, dans cette colonne, été indiquées selon l'exemple suivant: 1, 2, 3) etc. Ces chiffres de remarque commencent par le numéro 1 dans chaque groupe de catalogue et se retrouvent en annotations à la fin de chaque partie. Dans les annotations, les remarques sont écrites en suédois, anglais, français, allemand et espagnol. Un «X» dans la marge gauche de la page de texte indique où la modification a eu lieu lors du dernier changement de page.

Ce que l'on doit savoir de la page d'image

Les illustrations de la page d'image sont en général des dessins en perspectives. Dans certain cas, des images de plans et de sections sont employées comme base pour les dessins. Le principe de déplacement, voir page de texte point 4, peut même être identifié dans la figure de telle façon que le numéro de position du détail complet englobe avec des crochets les détails composants. L'unité complète est également marquée d'un rond autour d'un numéro de position.

Ce que l'on doit savoir du registre

Le groupe « registre » est divisé en deux sous-groupes: « registre numérique » et « jeux de réparation ». Ces deux groupes sont présentés ici:

Registre numérique

Le registre numérique est établi sous forme de tableau. Chaque page est divisée en colonnes: « No de référence », « Groupe », « Page » et « fiché-coordination ». Le registre numérique est particulièrement indiqué lorsqu'on ne connaît qu'un numéro de détail et que l'on veut obtenir des autres données de commande. Pour trouver un certain numéro dans le registre, il faut se référer à colonne « No de dét ». Les numéros de détails sont mentionnés par ordre numérique. Sur la même ligne que le numéro de détail, se trouvent des indications concernant le groupe et la page dans le catalogue où la fiche-coordination, là où la pièces en question peut être vue dans son ensemble. Dans les cas où détail apparaît à plusieurs endroits dans le catalogue, le numéro de détail n'est écrit qu'une fois et l'ensemble des numéros de groupes et de pages. No de groupe et de page ou fiche-coordination s'ecrivant ensuite. Si un détail apparaît plusieurs fois sur la même page, le numéro de détail, groupe, page et fiche-coordination seulement une fois.

Jeux de réparation

Les « jeux de réparation » sont une partie du registre qui indique quels sont les jeux de réparation disponibles pour celui ou ceux des types de véhicules qui sont traités dans le catalogue. Pour pouvoir plus facilement identifier les jeux de réparation, le groupe a été illustre. Pour obtenir des renseignements concernant les pièces faisant partie du jeu, voir catalogue spécial concernant les « jeux de reparations ».

Abréviations avec explications
Explications

En raison du manque de place dû à la traduction en quatre langues des remarques sous forme de notes etc, un résumé portant la désignation « Abréviations » (voir page 4 a été établi. Ces abréviations qui sont valables pour l'ensemble des langues et qui, par conséquent, ne seront pas traduites, ont été établies par ordre alphabétique en partant de la langue suédoise. Comme des notes de caractère standard sont employées, notes désignant numéro de châssis, numéro de moteur et numéro de carosserie etc, celles-ci ont été présentées selon l'exemple suivant:



Code pour désignation de type

Exemple:

BB88
NB88 44T

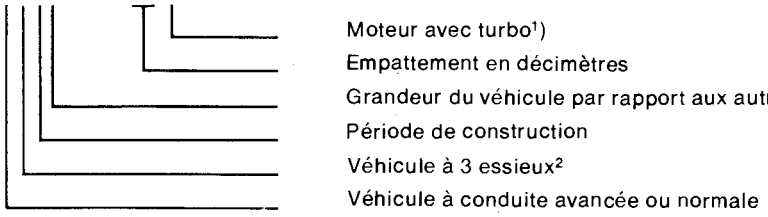

[1]) Ne figure pas lorsqúil s'agit de véhicule sans turbo.
[2]) Ne figure pas lorsqu'il s'agit de véhicule à deux essieux.

Modifications de catalogue

Au verso de la page de titre du catalogue, il a été introduit une page appelée « modifications apportées ». Cette page a pour but de contrôler que l'ensemble des jeux de remplacement envoyés est bien réparti dans le catalogue.

Avec chaque jeu de remplacement, se trouvent une liste des pages n'étant plus valables ainsi qu'une liste des pages de remplacement. Dans cette liste est même mentionné le numéro du jeu de remplacement.

A	= ampère
ALT	= alternative
ANT KUGGAR	= nombre de dents
B	= largeur
BAS	= version de base
BAT	= poids sous essieu arrière la charge, en tonne
BKH	= avec barre stabilisatrice arrière
BLÅ	= bleu
BLF	= suspension à lames
CAN	= Canada
CH-XXXXX	= jusqu'au châssis No
CH XXXXX-	= à partir du châssis No
D	= diamètre, extérieur
DET SE SIDA	= Composant, voir page
DI	= diamètre, intérieur
DLAM	= embrayage à disques jumelés
DMG	= double ressort avec ressort en caoutchouc
DUG	= double ressort sans ressort en caoutchouc
EBR	= système de freins pour marché anglais
EEC	= Pour véhicules destinés au Marché commun
EH	= avec roue à rayons
ELAM	= embrayage monodisque
EMG	= simple ressort avec ressort en caoutchouc
ERF	= quantité nécessaire longueur nécessaire etc
ERS AV	= remplacé par
ET	= texte anglais
ETC	= et cætera
EXCL	= exclus
FAV (BAS)	= Favorit, version de base
FBR	= système de freins pour marché français
FF	= ressorts renforcés
FFA	= essieu avant déplacé vers l'avant
FS	= pour véhicule avec sièges avant
FT	= poids sous essieu avant donné en tonnes
GRÅ	= gris
GUL	= jaune
GV	= avec levier au plancher
H	= droite
HASY	= code asymétrique pour pays à conduite à droite
HJB	= empattement
HMF	= indicateur de vitesse avec compteur journalier
HS	= pour véhicule avec banquette
HST	= conduite à droite
HSTA	= direction à droite, Australie
HSTB	= direction à droite, Angleterre
HT	= toit surélevé
HUF	= indicateur de vitesse sans compteur journalier
HV	= break
HYTT-XXXXX	= jusqu'à la cabine No
HYTT XXXXX-	= à partir de la cabine No
INCL	= inclus, y compris
KAROSS-XXXXX	= jusqu'à la carosserie No
KAROSS XXXXX-	= à partir de la carrosserie No
KBR	= système de freinage: France, Allemagne et Pays-bas
KH	= cabine courte
KM	= kilomètre
KMPL	= complet
KOMB	= combinaison de garnitures
L	= Litre, longueur
LAGERFÖRES EJ	= n'est pas stocké comme pièce de rechange
LH	= cabine longue
LPF	= filtre à air, élément en papier
LUF	= avec suspension pneumatique
MA	= avec frein sur échappement
MAC	= avec conditionnement d'air
MAJ	= avec levier d'ajustage automatique
MAR	= avec purificateur d'échappement
MCOMBU	= prévu pour montage du système de conditionnement d'air
MDFA	= avec essieu avant moteur
MDFS	= avec système de remorquage de semi-remorque
MDS	= avec biocage de différentiel
MEB	= avec pont arrière à une vitesse
MER	= avec chauffage de la place arrière
METERVARA	= au mètre
MF	= avec système de ventilation en air frais
MFP	= avec Flitchplate-codre renforcé
MFS	= avec amortisseurs avant
MGF	= avec soufflet en caoutchouc
MHR	= avec commande à main
MK	= avec prise de force
MKMR	= avec comte-tours
MLD	= avec filtre à air amortisseur de bruit
MLF	= avec préchauffage de l'air
MLV	= avec robinet de commande réglant la puissance de freinage selon la charge
MM	= millimètre
MMH	= avec compteur de vitesse mécanique
MNB	= avec éclairage de numéro d'immatriculation
MNR	= avec réduction aux moyeux
MO-XXXXX	= jusqu'au moteur No
MO XXXXX-	= à partir du moteur No
MPOS	= avec ventilation de carter positive
MRA	= avec canalisation de retour des gaz d'échappement
MS	= avec servo-direction
MSF	= avec bavette, avant
MST	= avec manchon pour filtre à air
MSTORK	= avec essuie-phare
MSVK	= avec accouplement de remorque
MTB	= avec pont arrière à deux vitesses
MTL	= avec ouverture au toit
MTRF	= avec ventilateur réglé par thermostat
MTV	= avec appareil supplémentaire de chauffage
MV	= avec chauffage
MVA	= avec système d'échappement à chemise d'eau
MVFD	= avec répartiteur de poids
MÄRKT	= marqué de
NF	= ventilateur tropical
NFA	= essieu avant placé normalement
NR	= numéro
NT	= toit normal
OBF	= filtre à bain d'huile
OMKR	= environ No
RAD	= pompe d'injection du type en ligne
ROR	= pompe d'injection du type rotor
ROT	= indice d'octane (methode Research)
RV	= avec changement de vitesse au volant
RÖD	= rouge
S	= fait partie de jeu complet de réparation
SBMR	= ceintures de sécurité à rouleaux
SBN	= freins suédois pour les Pays-Bas
SBR	= système de freins pour tous marchés
SBUR	= ceintures de sécurité sans rouleaux
SE GRUPP	= voir groupe
SE POS	= voir position
SE SIDA	= voir page

SEN UTF	= production postérieure
SH	= avec roue à disque
SM	= marché suédois
SPEC UTF	= construction spéciale
SPV	= voie
ST	= pièce
STD	= version standard
STD D	= dimension standard
STELEM	= avec élément de démarrage
SV	= fourgon
SVART	= noir
SVG	= fourgon, à vitres panoramiques
SVP	= fourgon tôlé
SVT	= texte suédois
TB	= freins à air comprimé
TF	= ventilateur tropical
THB	= freins hydrauliques à air comprimé
TID UTF	= production antérieure
TJ	= épaisseur
TUM	= pouce
UA	= sans frein sur échappement
UAC	= sans système de conditionnement d'air
UAJ	= sans levier d'ajustage automatique
UAR	= sans purificateur d'échappement
UBKH	= sans barre stabilisatrice arrière
UCOMBU	= non prévu pour le montage du système de conditionnement d'air
UD	= côte interieur
UDSF	= sans système de remorque de semi-remorque
UDS	= sans blocage de différentiel
UER	= sans chauffage de la glace arrière
UFP	= sans Flitchplate-cadre renforcé
UFS	= sans amortisseurs avant
UGF	= sans soufflet en caoutchouc
UHR	= sans commande à main
UK	= sans prise de force
UKMR	= sans comte-tours
ULD	= sans filtre à air amortisseur de bruit
ULF	= sans préchauffage d'air
ULV	= sans robinet de commande réglant la puissance de freinage selon la charge
UNB	= sans éclairage du numéro d'immatriculation
UNR	= sans réduction aux moyeux
UPOS	= sans ventilation positive de carter
URA	= sans tuyau de retour des gaz d'échappement
US	= sans servo-direction
USA	= Etats-Unis d'Amérique
USF	= sans bavette, avant
UST	= sans manchon pour filtre à air
USTELEM	= sans élément de démarrage
USTORK	= sans essuie-phare
USVK	= sans accouplement de remorque
UTL	= sans ouverture au toit
UTRF	= sans ventilateur réglé par thermostat
UTV	= sans appareil supplémentaire de chauffage
"UTV 4,88/1"	= rapport de démultiplication
UV	= sans chauffage
UVA	= sans système d'échappement à chemise d'eau
UVFD	= sans répartiteur de poids
V	= volt, gauche
VARU	= Transport de marchandises
VASY	= code asymétrique pour pays à conduite à gauche
VB	= largeur de véhicule
VENV	= seulement pour véhicules construits pour Volvo Europa Naamloze Vennootschap Belgique
VFH	= véhicule pour circulation à droite
VFV	= véhicule pour circulation à gauche
VHB	= freins hydrauliques à dépression
VIT	= blanc
VST	= direction à gauche
VTE	= essuie-glaces, électriques
VTT	= essuie-glaces, à air comprimé
VTV	= essuie-glaces, à dépression
VXL	= boîte de vitesses
W	= watt
WBR	= système de freinage pour la Suisse
ÖD	= cote supérieure


VOLVO

INHALTSVERZEICHNIS

Aufbau des Kataloges ..... Seite 1
Verwendung des Kataloges ..... Seite 1
Was man wissen muss über:
Textseite ..... Seite 1
Bildseite ..... Seite 1
Register ..... Seite 1
Abkürzungen mit Erläuterungen ..... Seite 1
Erläuterungen ..... Seite 1
Abkürzungen ..... Seite 2
Kodeschlüssel, Typenbezeichnungen ..... Seite 3
Katalogänderungen ..... Seite 3

Aufbau des Kataloges

Der Katalog ist — wie aus dem Registerblatt hervorgeht — in Gruppen eingeteilt. Vor jeder Gruppe befindet sich ein numeriches Register sowie ein Verzeichnis über Satsverpackungen finden Sie am Ende des Kataloges. Registerblatt, Inhaltsverzeichnisse sowie Verzeichnis über Satzverpackungen sind in fünf Sprachen angegeben (schwedisch, englisch, französisch, deutsch und spanisch).

Verwendung des Kataloges

Wenn man weiss, wo sich das gewünschte Teil befindet, und wenn man nach dessen Ersatzteilnummer usw. sucht, schaut man unter der Gruppe nach, in der das Teil enthalten sein sollte. Mit Hilfe des Inhaltsverzeichnisses der Gruppe sucht man dann die zusammengebaute Einhet, zu der das Teil gehört. ZUR BEACHTUNG! Es können von einem Aggregat verschiedene Ausführungen vorhanden sein. Wenn man auf der Bildseite das Teil und damit dessen Positionsnummer gefunden hat, geht man zu derselben Positionsnummer auf der entsprechenden Textseite über, wo sich die Angaben für die Bestellung des betreffenden Teiles befinden. Wenn lediglich die Ersatzteilnummer bekannt ist, aber weitere Daten für die Bestellung erforderlich sind, bedient man sich des Nummernregisters. Wenn man die Ersatzteilnummer im Register gefunden hat, erhält man auf derselben Zeile einen Hinweis auf eine bestimmte Gruppe, Seite und Mikrofilm-Koordinate. Der Hinweis bezieht sich auf die Textseite, auf der die Ersatzteilnummer in der Spalte „Ersatzteilnummer" zu finden ist. Auf derselben Zeile mit der Ersatzteilnummer sind die übrigen Daten für die Bestellung zu finden. Durch das Verfahren, von der Positionsnummer des gesuchten Teils zu derselben Positionsnummer auf der entgegengesetzten Bildseite überzugehen, erhält man Bescheid über die Anbringung des Teils sowie dessen Funktion in der zusammengebauten Einheit.

Was man wissen muss über die Textseite

Die Textseite ist in eine Anzahl Spalten mit den folgenden Bezeichnungen aufgeteilt: 1. „**Pos**" Die Positionsnummer ist die Verbindung zwischen der Bestellangabe eines Teils auf der Textseite und dem Teil selbst auf der Bildseite. 2. „**Antal**" (Anzahl) Hier ist die Anzahl eines bestimmten Teils innerhalb der nächsthöheren Einheit angegeben. Wenn es sich um Rohre oder Schläuche handelt, die pro Laufmeter vorrätig sind, ist die Bezeichnung wie folgt angegeben: Ab 1-99 mm „99MM" und ab 100 mm und darüber hinaus „100". Wenn solche Rohre oder Schläuche von derselben Abmessung auf mehreren Stellen innerhalb derselben Installationsgruppe (Bildabschnitt) vorkommen, wird auf die Abbildung hingewiesen, wo die Länge unmittelbar nach der Positionsnummer in Klammern angegeben ist. 3. „**Det nr**" Die Ersatzteilnummer ist bei der Bestellung ungekürzt zu verwenden. 4. „**Benämning**" (Bezeichnung) In dieser Spalte wird die Bezeichnung, die bei der Bestellung zu verwenden ist, angegeben. Die Bezeichnungen sind sowohl in schwedischer als auch in englischer Sprache angegeben. Wenn ein bestimmtes Teil in einer höheren zusammengesetzten Einheit enthalten ist, ist die Bezeihnung des Teils nach rechts verschoben, und zwar im Verhältnis zu der Bezeichnung der zusammengesetzten Einheit. Beim Kauf der zusammengesetzten Einheit werden auch die Teile, die im Verhältnis zu der zusammengesetzten Einhet nach rechts verschoben sind, mitgeliefert. 5. „**Sats**" (Satz) Die Ziffern 1-4 in dieser Spalte geben den Lagerhaltungsgrad des jeweiligen Ersatzteiles an. Die Ziffer 1 bezeichnet den höchsten Lagerhaltungsgrad, d. h. dass dieses Ersatzteil **in erster Linie** auf Lager zu halten ist. Der Wichtigkeitsgrad sinkt mit jeder Zahl bis auf 4 herab. Nicht klassifizierte Teile sollten nur auf Lager gehalten werden, wenn der Verbrauch innerhalb des Verkaufsbereichs wirklich statistisch feststeht. 8 = Wird nicht separat oder als Ersatzteil verkauft. O = Standard-Einzelteile (Schrauben, Muttern, Scheiben), die auf Lager zu halten sind. Mit „O" gekennzeichnete Teile sind unter Lagerhaltungsgrad 1 einzuordnen. S = Einzelteile, die zum Reparatursatz gehören. Solche Einzelteile sind lediglich in Ausnahmefälle getrennt auf Lager zu halten. Wo dies möglich war, ist die komplette Nummer der Sätze in den Abschnitt oder die Gruppe eingeführt worden, wo sie ihren konstruktiven Platz hat. Wenn es nicht möglich war, die Teile eines Reparatursatzes direkt im Text zu erwähnen, ist die komplette Nummer des Satzes am Ende jedes Textabschnittes angegeben worden. Nimmt man beispielsweise Gruppe 6 „Vorderachse, Lenkung" und sucht die Einzelteile zum Austausch von Achsschenkelbolzen, findet man, dass die Ersatzteilnummer des Bolzens mit einem „S" gekennzeichnet ist. Der Satz ist dann meistens als übergeordnete Kompletteinheit zu finden. In Ausnahmefällen ist der Satz am Ende des gleichen Text- und Bildabschnittes angegeben worden. 6. „**Anmärkning**" (Anmerkung) Ausser den Seitenhinweisen enthält diese Spalte erklärende Angaben verschiedener Art. Eine in dieser Spalte mit einer Klammer umgebene Ersatzteilnummer gibt an, dass das Teil durch eine nebenstehende Nummer in der Ersatzteil-Nummernspalte ersetzt worden ist. Dieser Ersatz bezieht sich nur auf den betreffenden Katalog und die Positionsnummer. Anmerkungen, die in der Spalte für Anmerkungen keinen Platz haben, sind in dieser Spalte lt. folgendem Beispiel gekennzeichnet worden: 1, 2, 3) usw. Diese Vermerkziffern beginnen mit Nr. 1 in jeder Kataloggruppe und stehen als Fussnoten am Ende jeden Abschnitts. In den Fussnoten stehen die Vermerke auf schwedisch, englisch, französich, deutsch und spanisch. Ein „X" am linken Rand der Textseite markiert, wo eine Änderung beim letzten Seitenwechsel durchgeführt worden ist.

Was man wissen muss über die Bildseite

Die Abbildungen der Bildseite bestehen zum grössten Teil aus Perspektivzeichnungen. In einigen Fällen werden Plan- und Sektionsbilder von der Zeichnungsunterlage verwendet. Das Stufenverschiebungsprinzip, siehe Textseite, Punkt 4, kann man auch in dieser Abbildung feststellen, und zwar weil die Positionsnummer eines kompletten Teils mit einer Klammer die Nummer der Unterteilung schliesst. Komplette Einheten werden auch mit einem Ring um die Positionsnummer markiert.

Was man wissen muss über das Register

Die „Register"-Gruppe ist in 2 Untergruppen aufgeteilt, und zwar „Nummernregister" und „Reparatursätze", die hier je für sich behandelt werden sollen.

Nummernregister

Das Nummernregister ist in Tabellenform aufgestellt und in Spalten aufgeteilt: „Det nr" = Ersatzteilnummer, „Grupp" = = Gruppe, „Sida" = Seite und „fiche-koordinat" = Mikrofilm-Koordinate. Das Nummernregister kommt besonders dann zur Anwendung, wenn man lediglich die Ersatzteilnummer kennt, aber die übrigen Bestelldaten wissen möchte. Um eine bestimmte Nummer im Register zu finden, sucht man in der Spalte „Det nr". Die Ersatzteilnummern sind in Nummernfolge aufgestellt. Auf derselben Zeile mit der Ersatzteilnummern findet man auch einen Hinweis auf die Gruppe und Seite oder die Mikrofilm-Koordinate, wo das betreffende Teil in seinem Zusammenhang zu finden ist. In den Fällen, wo ein Teil auf mehreren Stellen im Katalog vorkommt, wird die Ersatzteilnummer lediglich einmal geschrieben und sämtliche vorkommende Gruppen- und Seitennummern z. B. Mikrofilm-Koordinaten danach ausgeschrieben. Wenn ein Teil mehrmals auf einer Seite vorkommt, werden Ersatzteilnummer, Gruppe, Seite und Mikrofilm-Koordinate lediglich einmal ausgeschrieben.

Reparatursätze:

„Reparatursätze" ist der Teil vom Register, aus dem hervorgeht, welche Ersatzteilsätze in den in diesem Katalog behandelten Wagentypen vorkommen. Um leichter die Reparatursätze identifizieren zu können, ist die Gruppe illustriert worden. Um

über die zum Satz gehörenden Teile Auskunft zu bekommen, verweisen wir auf den separaten Katalog über „Reparationssatser".

Abkürzungen mit Erläuterungen

Erläuterungen

Durch Platzmangel bei der Übersetzung der Anmerkungen in vier Sprachen in Form von Abkürzungen haben wir eine Zusammenfassung, bezeichnet „Abkürzungen" (siehe Seite 4), eingeführt. Diese Abkürzungen, die für sämtliche Sprachen gelten, werden somit nicht übersetzt. Sie sind alphabetisch aufgeteilt mit Ausgang von der schwedischen Sprache. Sogenannte Normbezeichnungen wie Fahrgestell-Nr., Motor-Nr., Karosserie-Nr. usw. sind, wie folgende Beispiele zeigen, verwendet worden.

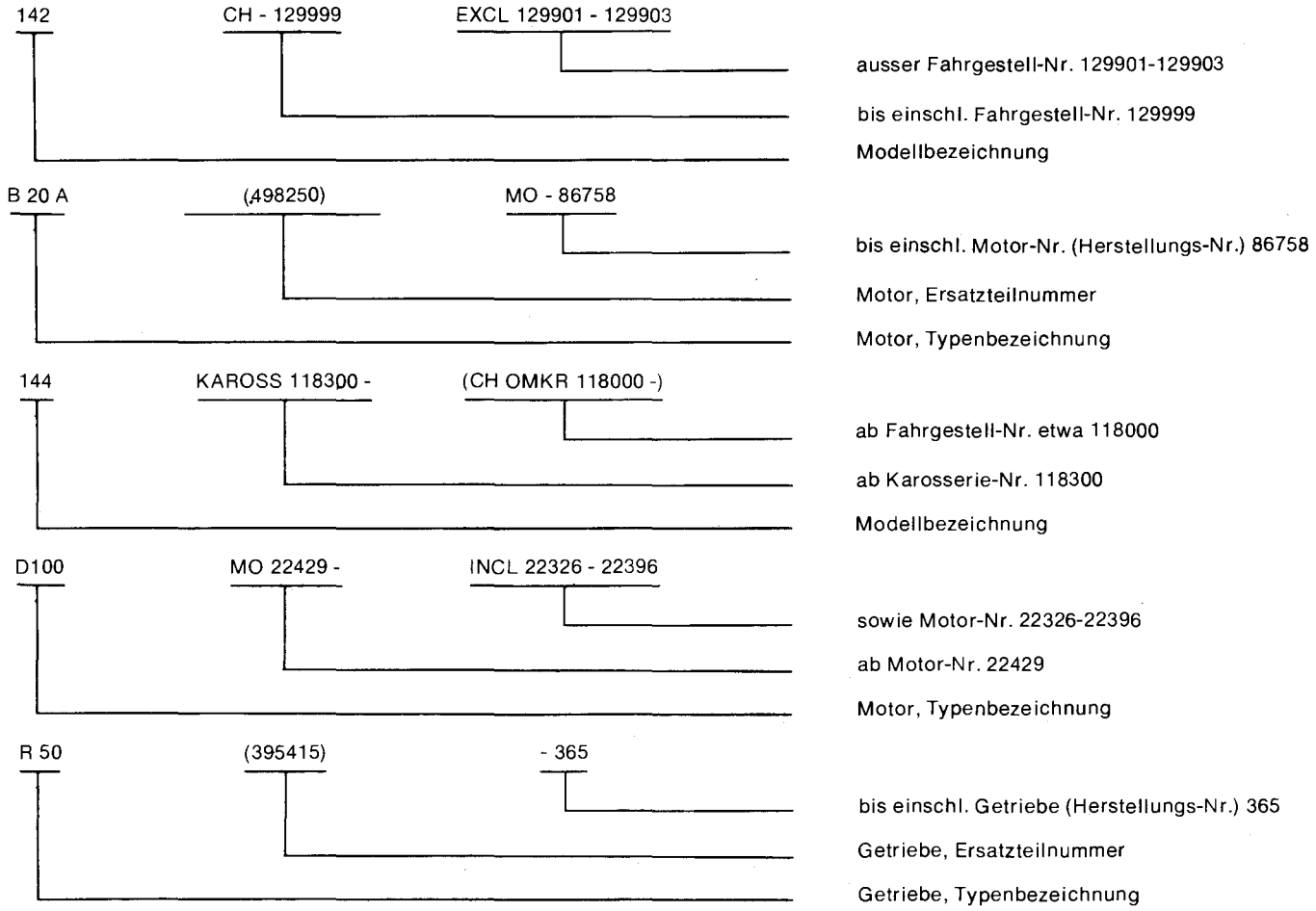

Kodeschlüssel Typenbezeichnungen

Beispiel:
FB 88 - 44T
NB 88

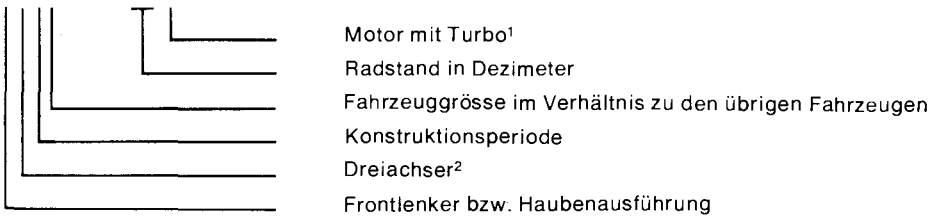

[1] Nicht beim Fahrzeug ohne Turbo.
[2] Nicht bei Zweiachsern.

Katalogänderungen

Auf der Rückseite der Titelseite ist eine Seite, bezeichnet „Eingeführte Änderungen" eingeheftet. Diese Seite ist hinzugekommen, damit Sie leichter kontrollieren können, dass sämtliche Änderungssätze in den Katalog eingeheftet sind.

Jedem Änderungssatz wird ein Verzeichnis über Seiten, die neu hinzugekommen oder auszusörtieren sind, mitgeliefert. In diesem Verzeichnis ist auch die Nummer des Änderungssatzes angegeben.

A	= Ampere
ALT	= wahlweise
ANT KUGGAR	= Zähnezahl
B	= Breite
BAS	= Grundausführung
BAT	= Hinterachslast in ton angegeben
BKH	= mit Querstabilisator hinten
BLÅ	= blau
BLF	= Blattfederung
CAN	= Kanada
CH-XXXXX	= einschl. Fahrgestellnr.
CH XXXXX-	= ab Fahrgestellnr.
D	= Außendurchmesser
DET SE SIDA	= Einzelteile s. Seite
DI	= Innendurchmesser
DLAM	= Zweischeiben-Trockenkuppl.
DMG	= Doppelfeder mit Gummihohlzusatzfeder
DUG	= Doppelfeder ohne Gummihohlzusatzfeder
EBR	= Bremssystem für den englischen Markt
EEC	= Für Wagen auf dem EWG-Markt
EH	= mit Speichenrädern
ELAM	= Einscheiben-Trockenkuppl.
EMG	= Einzelfeder mit Gummihohlzusatzfeder
ERF	= erforderliche Anzahl erforderliche Länge usw.
ERS AV	= ersetzt durch
ET	= englischer Text
ETC	= usw.
EXCL	= ausschließlich
FAV (BAS)	= Favorit, Grundausführung
FBR	= Bremssystem für den französischen Markt
FF	= verkstärkte Feder
FFA	= nach vorn verschobene Vorderachse
FS	= für Wagen mit Vordersitzen
FT	= Vorderachslast in ton angegeben
GRÅ	= grau
GUL	= gelb
GV	= mit Mittelschaltung
H	= rechts
HASY	= asymmetrisches Abblendicht für Länder mit Rechtsverkehr
HJB	= Radstand
HMF	= Tachometer mit Fahrtschreiber
HS	= für Wagen mit Sitzbank
HST	= Rechtslenkung
HSTA	= Rechtslenkung, Australien
HSTB	= Rechtslenkung, England
HT	= erhöhtes Dach
HUF	= Tachometer ohne Fahrtschreiber
HV	= Kombi
HYTT-XXXXX	= bis einschl. Fahrerhausnr.
HYTT XXXXX-	= ab Fahrerhausnr.
INCL	= einschließlich
KAROSS-XXXXX	= bis einschl. Karosserie-Nr.
KAROSS XXXXX-	= ab Karosserie-Nr.
KBR	= Bremsanlage für Frankreich, Deutschland und die Benelux-Länder
KH	= kurzes Fahrerhaus
KM	= km
KMPL	= komplett
KOMB	= Kombination, Bezüge
L	= Liter, Länge
LAGERFÖRES EJ	= nicht als Ersatzteil lagervorrätig
LH	= langes Fahrerhaus
LPF	= Luftfilter, Papierfilter
LUF	= mit Luftfederung
MA	= mit Motorbremse
MAC	= mit Klimaanlage
MAJ	= mit automatischem Einstellhebel
MAR	= mit Auspuffreiniger
MCOMBU	= für Klimaanlage vorbereitet
MDFA	= mit angetrieber Vorderachse
MDFS	= mit Zugvorrichtung für Auflieger
MDS	= mit Ausgleichsperre
MEB	= mit einfach übersetzter Hinterachse
MER	= mit elektr. beheiztem Rückfenster
METERVARA	= Meterware
MF	= mit Frischluftanlage
MFP	= mit Flitchplate-verstärkten Rahmen
MFS	= mit vorderem Stoßdämpfer
MGF	= mit Gummihohlsatzfedern
MHR	= mit Handbremsventil
MK	= mit Nebenantrieb
MKMR	= mit Kilometerzähler
MLD	= mit geräuschdämpfendem Luftfilter
MLF	= mit Luftvorwärmung
MLV	= mit Bremskraftregler
MM	= mm
MMH	= mit mechanischem Tachometer
MNB	= mit Nummernschildbeleuchtung
MNR	= mit Nabenvorgelege
MO-XXXXX	= bis einschl. Motornr.
MO XXXXX-	= ab Motornr.
MPOS	= mit positiver Kurbelgehäuseentlüftung
MRA	= mit Rückleitung für Abgase
MS	= mit Servolenkung
MSF	= mit vorderen Schmutzfängern
MST	= mit Luftfilterüberzug
MSTORK	= mit Scheinwerferwischer
MSVK	= mit Anhängerkupplung
MTB	= mit Zweigang-Hinterachse
MTL	= mit Dachklappe
MTRF	= Lüfter mit Thermostatregelung
MTV	= mit Zusatzheizung
MV	= mit Heizung
MVA	= Auspuffanlage mit Wassermantel
MVFD	= mit Gewichtverteiler
MÄRKT	= gekennzeichnet mit
NF	= Normallüfter
NFA	= normal plazierte Vorderachse
NR	= Nummer
NT	= normales Dach
OBF	= Ölbadfilter
OMKR	= ungefähre Nr
RAD	= Reihen-Einspritzpumpe
ROR	= Rotor-Einspritzpumpe
ROT	= Oktanzahl (Methode Research)
RV	= mit Lenkradschaltung
RÖD	= rot
S	= gehört zur Satzverpackung
SBMR	= Sicherheitsgurt mit Rollen
SBN	= schwedische Bremsen für die Niederlande
SBR	= für allgemeine Märkte
SBUR	= Sicherheitsgurt ohne Rollen
SE GRUPP	= siehe Gruppe
SE POS	= siehe Position
SE SIDA	= siehe Seite
SEN UTF	= jetzige Ausführung
SH	= mit Scheibenrädern
SM	= für den schwedischen Markt
SPEC UTF	= Spezialausführung
SPV	= Spurweite
ST	= Stück
STD	= Serienmäßige Ausführung
STD D	= Standardabmessung
STELEM	= mit Vorwärmer
SV	= Transporter
SVART	= schwarz
SVG	= Transporter mit verglasten Karosserieseiten

SVP	=	Transporter mit fensterlosen Karosserieseiten
SVT	=	schwedischer Text
TB	=	Druckluftbremsen
TF	=	Tropenlüfter
THB	=	druckluftshydraulische Bremse
TID UTF	=	frühere Ausführung
TJ	=	Stärke
TUM	=	Zoll
UA	=	ohne Motorbremse
UAC	=	ohne Klimaanlage
UAJ	=	ohne automatischen Einstellhebel
UAR	=	ohne Auspuffreiniger
UBKH	=	ohne Querstabilisator hinten
UCOMBU	=	nicht für Klimaanlage vorbereitet
UD	=	Untergröße
UDFS	=	ohne Zugvorrichtung für Auflieger
UDS	=	ohne Ausgleichsperre
UER	=	ohne elektr. beheiztes Rückfenster
UFP	=	ohne Flitchplate-verstärkten Rahmen
UFS	=	ohne vorderen Stoßdämpfer
UGF	=	ohne Gummihohlzusatzfedern
UHR	=	ohne Handbremsventil
UK	=	ohne Nebenantrieb
UKMR	=	ohne Kilometerzähler
ULD	=	ohne geräuschdämpfendes Luftfilter
ULF	=	ohne Luftvorwärmung
ULV	=	ohne Bremskraftregler
UNB	=	ohne Nummernschildbeleuchtung
UNR	=	ohne Nabenvorgelege
UPOS	=	ohne positive Kurbelgehäuseentlüftung
URA	=	ohne Rückleitung für Abgase
US	=	ohne Servolenkung
USA	=	USA
USF	=	ohne Schutzfänger
UST	=	ohne Luftfilterüberzug
USTELEM	=	ohne Vorwärmer
USTORK	=	ohne Scheinwerferwischer
USVK	=	ohne Anhängerkupplung
UTL	=	ohne Dachklappe
UTRF	=	Lüfter ohne Thermostatregelung
UTV	=	ohne Zusatzheizung
"UTV 4, 88/1"	=	übersetzungsverhältnis
UV	=	ohne Heizung
UVA	=	Auspuffanlage ohne Wassermantel
UVFD	=	ohne Gewichtsverteiler
V	=	Volt, links
VARU	=	Warentransporter
VASY	=	asymmetrisches Abblendlicht für Länder mit Linksverkehr
VB	=	Wagenbreite
VENV	=	nur für Fahrzeuge bei Volvo Europa Naamloze Vennootschap gebaut
VFH	=	Fahrzeuge für Rechtsverkehr
VFV	=	Fahrzeuge für Linksverkehr
VHB	=	vakuumhydraulische Bremse
VIT	=	weiß
VST	=	Linkslenkung
VTE	=	Scheibenwischer, elektr.
VTT	=	Scheibenwischer, Druckluft
VTV	=	Scheibenwischer, Unterdruck
VXL	=	Getriebe
W	=	Watt
WBR	=	Bremsanlage für die Schweiz
ÖD	=	Übergröße


VOLVO

Indice

Estructura del catálogo ..... Pág. 1
Empleo del catálogo ..... Pág. 1
Lo que debe saberse acerca de:
La página de texto ..... Pág. 1
La página ilustrada ..... Pág. 1
Elindice ..... Pág. 1
Abreviaciones con explicaciones ..... Pág. 2
Explicaciones Pág. 2
Abreviaciones ..... Pág. 2
Llave de código, designaciones de tipo ..... Pág. 3
Modificaciones introducidas en el catálogo ..... Pág. 3

Estructura del catálogo

El catálogo está dividido en los grupos que se desprenden de la hoja de registro. Al comienzo de cada grupo existe un índice. Al final del catálogo se encuentra un registro numérico y una especificación de los empaques por juegos. La hoja de registro, los índices y la especificación sobre los empaques por juego se hallan impresas en cinco idiomas (sueco, inglés, francés, alemán y espanõl).

Empleo del catálogo

Si se desea saber dónde un detalle se encuentra colocado y cuál es su número de detalle, etc., se busca el grupo al cual el detalle pertenece. Con la ayuda del índice del grupo, se busca luego la unidad completa de la cual el detalle forma parte. NOTA! Pueden existir distintas variantes de un mismo grupo. Una vez que se ha localizado el detalle en la página ilustrada y consecuentemente el número de posición del detalle, se busca el número de posición en la página de texto correspondiente, donde se obtienen las informaciones necesarias para el pedido del detalle. Si únicamente se conoce el número de un detalle y se desea saber los restantes para su pedido, se emplea el registro numérico. Una vez que se ha encontrado el nro. de detalle en el registro, se localiza en la misma línea el grupo, la página y las coordenadas de microfilm donde se encuentra el detalle en cuestión. La referencia nos lleva a la página de texto en la cual el número de detalle se encuentra en la columna " Número de detalle". En el mismo renglón que el número de detalle se encuentran las informaciones necesarias para su pedido. Buscándose el número de posición de detalle en la página ilustrada opuestra, se sabe la ubicación del detalle como asimismo su función en el grupo cual pertenece.

Lo que se debe saber referente a la página de texto

La página de texto está dividida en un cierto número de columnas, denominadas de la siguiente manera: 1. **"Pos"** El número de posición constituye la relación entre los datos de pedido y un detalle en la página de texto y el detalle propiamente dicho en la página ilustrada. 2. **"Antal"** (Cantidad) Aquí se indica la cantidad de un detalle determinado que entra en la unidad inmediata superior. Las piezas o detalles que tenemos en stock por longitud como ser tubos, mangueras, etc., se indican de la siguiente manera: De 1 a 99 milímetros "99 mm" y a partir de 100 milimetros "100". Si existen tubos o mangueras de la misma demensión en distintos lugares en un mismo grupo de instalación (véase fig.), hacemos referencia a la fig. donde la longitud es indicada entre paréntesis en combinación con el número de posición. 3. **"Det nr"** (nro. de detalle) El número de detalle debe ser empleado en forma completa al formularse órdenes de pedido. 4. **"Benämning"** (Denominación) En esta columna se indica la denominación que debe emplearse para los detalles al formularse órdenes de pedidos. Las denominaciones están indicadas en sueco y en inglés. Si un cierto detalle forma parte de una unidad completa, la denominación del detalle está desplazada hacia la derecha en relación a la denominación del grupo completo. Al comprarse el grupo completo, los detalles que se encuentran desplazados nacia la derecha forman parte del suministro. 5. **"Sats"** (juego) Las cifras 1 a 4 en la columna de fuegos indican la " magnitud del stock" del repuesto correspondiente. La cifra 1 indica la magnitud más alta de stock, lo cual significa que la pieza correspondiente en **primer lugar** debe ser tenida en stock. La importancia de tener un detalle en stock baja correlativamente hasta 4. Las piezas no clasificadas deben únicamente tenerse en stock si se ha comprobado que en cierto distrito existe consumo de la pieza mencionada. 8 = Indica que el detalle no se vende separado o como repuesto. O = Piezas standard (tornillos, tuercas, arandelas) que deben ser tenidas en stock. Las piezas marcadas con O pertenecen a la magnitud de stock 1. S = Indica que la pieza forma parte de un juego de reparaciones. Estas piezas deben ser mantenidas en stock por separado tan sólo en casos excepcionales. En los casos en que ha sido posible, hemos señalado el número completo de los juegos en la sección o grupo donde tienen su sitio constructivo. En los casos donde no ha sido posible indicar un juego de reparación con sus piezas correspondientes directamente en texto, hemos incluido el número completo del juego al final del texto. Si por ejemplo miramos en el grupo 6 eje delantero, dirección y buscamos las piezas necesarias para el cambio del perno pivote, descubriremos que el número de detalle del perno pivote está marcato con una " S". El juego se encuentra entonces generalmente como unidad completa de más importancia. En casos excepcionales ésta ha sido también incluida al final del texto o de la ilustración. 6. **"Anmärkning"** (Observaciones) Además de las referencias de páginas, esta columna contiene datos informativos de distintas clases. Un número de detalle en esta columna que está señalado con una llave, indica que pieza ha sido sustituida por el número en la columna del número de detalle. Este reemplazo rige únicamente para el catálogo y la posición correspondiente. Las observaciones que por razones de espacio no pueden ser anotadas en la columna de observaciones, han sido marcadas en esta columna de acuerdo al siguiente ejemplo: 1, 2, 3) etc. Estas cifras de llmada empiezan con el número 1 dentro de cada grupo del catálogo y se encuentran como notas de pie de página al final de cada sección. En las notas de pie se escriben las observaciones en sueco, inglés, francés, alemán y español. Una "X" en el margen izquierdo de la hoja de texto marca dónde se ha realizado la modificación en el último cambio de páginas.

Lo que debe saberse acerca de la página con ilustraciones

Las ilustraciones consisten generalmente en dibujos en perspectiva. En ciertos casos se emplean planos y figuras de secciones. El principio del desplazamiento, véase la página de texto, punto 4, puede también ser descubierto en la figura ya que el número de posición de la unidad completa abarca los detalles componentes por medio de una llave. Una unidad completa se marca también con un hilo alrededor del número de posición.

Lo que se debe saber acerca del registro

El grupo "registro" está dividido en dos subgrupos, es decir registro alfabético", índice numérico" y juego de reparaciones", los cuales a continuación son tratados por separado.

Indice numérico

El índice numérico esta realizado en forma de tabla y se ha dividido en columnas: "Det nr", "Grupp", "Sida" y "fichekoordinat" ("Nro. de detalle", "Grupo", "Página" y "coordenadas de microfilm".) Para encontrase un número determinado en el índice, se busca la columna "Nr. de detalle". Los números de detalle estan anotados en orden numérico. En el mismo renglón que el número de detalle se encuentra la referencia al grupo y la página en el catálogo o las coordenadas de microfilm en las que el detalle esta ilustrado con el componente correspondiente. En los casos en que un detalle existe en varios lugares del catálogo, se escribe el número de detalle tan solo una vez anotandose luego todos los números de grupo, página o coordenadas de microfilm. Si un detalle existe varias veces en la misma página, se anota el nro. de detalle, el grupo, la página y las coordenadas de microfilm solamente una vez.

Juego de reparaciones

Los juego de reparaciones" es la parte del índice que nos dice cuales son los juegos de piezas de reparaciones que existen para el modelo, por los modelos de vehículos a los cuales se refiere el catálogo. Para poder identificar más fácilmente los juegos de reparaciones, se han ilustrado los grupos. Para la

obtención de una información de las piezas que componen el juego, hacemos referencial en un catálogo separado sobre el "Juego de reparaciones".

Abreviaciones y explicaciones
Explicaciones

Debido a la falta de espacio al realizarse la traducción a cuatro idiomas de las observaciones en forma de notas, etc., hemos realizado una recopilación denominada "Abreviaciones" (véase pag. 4). Estas abreviaciones que rigen para todos los idiomas y por tanto no serán traducidas, han sido colocades en orden alfabético en base al idioma sueco. En los casos en que se emplean notas de carácter standard que indican por ejemplo el número de chasis, el número del motor, el número de carrocería, etc., éstas han sido preparadas de acuerdo al siguiente ejemplo:

142 CH-129999 EXCL 129901—129903

exclusive chasis números 129901—129903

hasta el chasis nro. 129999

designación de modelo

B 20 A (498250) MO-86758

hasta el motor nro. (nro. de fabricación) 86758

motor, nro, de det.

motor, designación de tipo

144 KAROSS 118300- (CH OMKR 118000-)

a partir del chasis nro. 118000

a partir de la carrocería nro. 118300

designación de modelo

D 100 MO 22429- INCL 22326—22396

y los motores nro. 22326—22396

a partir del motor nro. 22429

motor, designación de tipo

R 50 (395315) -365

hasta de la caja de cambios nro. (nro. de fabricación) 365

caja de cambios nro. de det.

caja de cambios, designación de tipo

Llave de código, designaciones de tipo

Ejemplo:

FB88

NB88 44T

Motor con turbocompresor[1]

Distancia entre ejes en decímetros

Tamaño del vehículo en relación a los demás vehículos

Período de construcción

Camión de tres ejes[2]

Cabina corta o cabina larga

[1]) No mencionado en los motores sin turbocompresor.

[2]) No mencionado en los camiones de dos ejes.

Modificaciones introducidas en el catálogo

Al dorso de la portada del catálogo se halla el título "Modificaciones introducidas". Esta página se ha incluido para que sea posible mantener el catálogo al día, controlándose que todos los juegos de modificaciones sean colocados en el catálogo.

Con cada juego de modificaciones se adjunta una especificación sobre las hojas eliminadas y las nuevas. En esta expecificación se indica también el número de juego de modificación.

A	= amperio
ALT	= alternativa
ANT KUGGAR	= número de dientes
B	= ancho
BAS	= versión base
BAT	= peso sobre eje trasero i ton
BKH	= con detrás barre de torsión
BLÅ	= azul
BLF	= suspensión por ballestas
CAN	= Canada
CH-XXXXX	= hasta el chasis nro
CH XXXXX-	= a partir del chasis nro
D	= diámetro, exterior
DET SE SIDA	= detalles componentes, véase pág.
DI	= diámetro, interior
DLAM	= de dos discos
DMG	= ballesta con muelle de goma
DUG	= ballesta sin muelle de goma
EBR	= sistema de frenos, marcado inglés
EEC	= Para vehículos a los países de la CEE
EH	= con ruedas de rayo
ELAM	= monodisco
EMG	= ballesta simple con muelle de goma
ERF	= cantidad necesaria, longitud necesaria etc
ERS AV	= reemplazado por
ET	= texto inglés
ETC	= etcétera
EXCL	= exclusive
FAV (BAS)	= Farvorit, Versión base
FBR	= sistema de frenos, marcado francés
FF	= resorte reforzado
FFA	= eje delantero adelantado
FS	= para coches con asiéntos delanteros individuales
FT	= presión eje delantero en toneladas
GRÅ	= gris
GUL	= amarillo
GV	= con palanca de cambios en el piso
H	= derecha
HASY	= luz asimétrica para palses con tráfico de circulación a la derecha
HJB	= distancia entre ejes
HMF	= velocímetro con registrador de viajes
HS	= para coches con asiento delantero enterizo
HST	= dirección a la derecha
HSTA	= dirección a la derecha, Australia
HSTB	= dirección a la izquierda, Inglaterra
HT	= techo elevado
HUF	= velocímetro sin registrador de viajes
HV	= camioneta rural
HYTT-XXXXX	= hasta la cabina nro.
HYTT XXXXX-	= a partir de la cabina nro.
INCL	= inclusive
KAROSS-XXXXX	= hasta la carrocería nro.
KAROSS XXXXX-	= a partir de la carrocería nro.
KBR	= equipo de freno para Francia, Allemagne y Benelux
KH	= cabina corta
KM	= kilómetro
KMPL	= completo
KOMB	= combinación de tapizado
L	= litros, longitud
LAGERFÖRES EJ	= no tenemos en stock como pieza de repuesto
LH	= cabina larga
LPF	= filtro de aire, elemento del papel
LUF	= con suspensión neumática
MA	= con freno a gases de escape
MAC	= con acondicionamiento de aire
MAJ	= con palanca de ajuste automática
MAR	= con purificador de gases de escape
MCOMBU	= preparado para acondicionamiento de aire
MDFA	= con eje delantero motriz
MDFS	= con enganche para semirremolque
MDS	= con blocaje de diferencial
MEB	= con puente trasero de reducción simple
MER	= con luna trasera eléctricamente calentada
METERVARA	= artículos por metro
MF	= con sistema aire fresco, de calefacción
MFP	= bastidor reforzado con Flitchplate
MFS	= con amortiguadores delanteros
MGF	= con fuelle de goma
MHR	= con mando manual
MK	= con toma de fuerza
MKMR	= provisto de contador de quilómetros
MLD	= con filtro de aire silenciador
MLF	= con precalentamiento del aire
MLV	= con válvula de freno sensible a la carga
MM	= milímetros
MMH	= con velocímetro mecánico
MNB	= con iluminación de placas
MNR	= con reductor de cubo
MO-XXXXX	= hasta el motor nro.
MO XXXXX-	= a partir del motor nro.
MPOS	= con ventilación de cárter positiva
MRA	= con tubo de retorno para los gases de escape
MS	= con servodirección
MSF	= con salpicaderos, delanteros
MST	= con camisa para el filtro de aire
MSTORK	= con limpia-faros
MSVK	= con acoplamiento de remolque
MTB	= con puente trasero de dos velocidades
MTL	= con techo corredizo
MTRF	= con ventilador termostáticamente regulado
MTV	= con calefacción adicional
MV	= con calefactor
MVA	= con múltiple de escape con camisa de agua
MVFD	= con distribuidor de peso
MÄRKT	= marcado
NF	= ventilador standard
NFA	= eje delantero de cubicación normal
NR	= número
NT	= techo de altura normal
OBF	= filtro de aire en baño de aceite
OMKR	= alrededor del nro.
RAD	= bomba de inyección tipo elementos en línea
ROR	= bomba de inyección de tipo rotativo
ROT	= indice de octano (metodo Research)
RV	= con palanca de cambios bajo al volante
RÖD	= rojo
S	= forma parte del empaque por juego
SBMR	= correa de seguridad con rodillos
SBN	= frenos tipo sueco para los Países Bajos
SBR	= sistema de frenos, mercado general
SBUR	= correa de seguridad sin rodillos
SE GRUPP	= véase grupo
SE POS	= véase posición
SE SIDA	= véase pág.
SEN UTF	= producción posterior
SH	= con ruedas de disco
SM	= mercado sueco
SPEC UTF	= ejecución especial

SPV	= vía
ST	= cada uno
STD	= versión standard
STD D	= dimensión standard
STELEM	= con elemento de arranque
SV	= furgón
SVART	= negro
SVG	= furgón, ventanillas laterales
SVP	= furgón, sin ventanillas
SVT	= texto sueco
TB	= frenos de aire comprimido
	= ventilador tropical
THB	= frenos hidráulicos a aire comprimido
TID UTF	= producción anferior
TJ	= espesor
TUM	= pulgada
UA	= sin frenos a gases de escape
UAC	= sin acondicionamiento de aire
UAJ	= sin palanca de ajuste automática
	= sin purificador de gases de escape
UBKH	= sin detrás barre de torsión
UCOMBU	= no preparado para acondicionamiento de aire
UD	= subdimensión
UDFS	= sin enganche para semirremolque
UDS	= sin blocaje de diferencial
UER	= sin luna trasera eléctricamente calentada
UFP	= bastidor reforzado sin Flitchplate
UFS	= sin amortiguadores delanteros
UGF	= sin muelle de goma
UHR	= sin mando manual
UK	= sin toma de fuerza
UKMR	= sin contador de quilómetros
ULD	= sin filtro de aire silenciador
ULF	= sin calefactor de aire
ULV	= sin válvula de freno dependiente de carga
UNB	= sin iluminación de matrícula
UNR	= sin reductor de cubo
UPOS	= sin ventilación de cárter positiva
URA	= sin tubo de retorno para las gases de escape
US	= sin servodirección
USA	= Estados Unidos de América
USF	= sin salpicaderos, delanteros
UST	= sin camisa para el filtro de aire
USTELEM	= sin elemento de arranque
USTORK	= sin limpia-faros
USVK	= sin acoplamiento de remolque
UTL	= sin techo corredizo
UTRF	= sin ventilador termostáticamente regulado
UTV	= sin calefacción adicional
"UTV 4,88/1"	= relación
UV	= sin calefacción
UVA	= sin múltiple de escape con camisas de agua
UVFD	= sin repartidor de peso
V	= volt, izquierdo
VARU	= transporte de mercancías
VASY	= luz asimétrica para palses con tráfico de circulación a la izquierda
VB	= ancho de vehiculo
VENV	= únicamente para vehículos construidos por Volvo Europa Naamloze Vennootscha Bélgica
VFH	= camiones para tránsito a la derecha
VFV	= camiones para tránsito a la izquierda
VHB	= frenos hidráulicos vacío
VIT	= blanco
VST	= dirección a la izquierda
VTE	= limpiaparabrisas, elétricos
VTT	= limpiaparabrisas, a aire comprimido
VTV	= limpiaparabrisas, a vacío
VXL	= caja de cambios
W	= watio
WBR	= equipo de freno para Suecia
ÖD	= sobredimensión


VOLVO

GRUPP 2a
Motor

INNEHÅLLSFÖRTECKNING

	Sida	Koord
Motor med monteringsdetaljer	2	
. Svänghjulskåpa	2	
. Transmissionskåpa, transmissionsdrev	2	
. Cylinderlockspackning	2	
. Ventilkåpa	2	
. Vevhusventilation	2	
. Motorupphängning	4	
. Cylinderblock	6	
. Vevrörelse	8	
. . Kolv, kolvring, kolvbult	8	
. . Vevstake, vevlager	8	
. . Vevaxel, ramlager	8	
. . Svänghjul	10	
. Kamaxel, ventillyftare, tryckstång	12	
. Cylinderlock, ventil, vipparm	14	
. Insugnings- och avgasrör	16	
. Smörjsystem	18	
. . Oljepump med drivning, oljesump	18	
. . Oljemätsticka, oljefilter	18	

GROUP 2a
Engine

INDEX

	Page	Grid
Engine and installation components	2	
. Flywheel casing	2	
. Timing gears and casing	2	
. Cylinder head gasket	2	
. Valve casing	2	
. Crankcase ventilation	2	
. Engine suspension	4	
. Cylinder block	6	
. Crankshaft and related parts	8	
. . Piston, piston rings, gudgeon pins	8	
. . Connecting rods, big and bearings	8	
. . Crankshaft, main bearings	8	
. . Flywheel	10	
. Camshaft, valve lifters, push rods	12	
. Cylinder head, valves, rocker arms	14	
. Manifolds	16	
. Lubricating system	18	
. . Oil pump and drive, sump	18	
. . Dipstick, oil filter	18	

GROUPE 2a
Moteur

TABLE DES MATIERES

	Page	Grid
Moteur et détails de montage	2	
. Carter de volant	2	
. Carter de distribution, engrenages de distribution	2	
. Joint de culasse	2	
. Carter de soupape	2	
. Ventilation du carter de vilebrequin	2	
. Suspension de moteur	4	
. Bloc-cylindres	6	
. Embiellage	8	
. . Piston, segment de piston, axe de piston	8	
. . Bielle, palier de bielle	8	
. . Vilebrequin, palier de vilebrequin	8	
. . Volant	10	
. Arbre à cames, poussoir de soupape, tige de culbuteur	12	
. Culasse, soupape, culbuteur	14	
. Tuyau d'aspiration et d'échappement	16	
. Système de lubrification	18	
. . Pompe à huile et entrainement, carter d'huile	18	
. . Jauge d'hile, filtre à huile	18	

GRUPPE 2a
Motor

INHALTSVERZEICHNIS

	Seite	Grid
Motor mit Einbauteilen	2	
. Schwungradgehäuse	2	
. Steuergehäuse, Steuerräder	2	
. Zylinderkopfdichtung	2	
. Ventilgehäuse	2	
. Kurbelgehäuseentluftung	2	
. Motoraufhängung	4	
. Zylinderblock	6	
. Kurbeltrieb	8	
. . Kolben, Kolbenring, Kolbenholzen	8	
. . Pleueistange, Hublager	8	
. . Kurbelwelle, Hauptlager	8	
. . Schwungrad	10	
. Nockenwelle, Ventilstössel, Stosstange	12	
. Zylinderkopf, Ventil, Kipphebel	14	
. Ansaug- und Auspuffrohr	16	
. Schmieranlage	18	
. . Ölpumpe mit Antrieb, Ölwanne	18	
. . Ölmesstab, Ölfilter	18	

GRUPO 2a
Motor

INDICE

	Pág	Grid
Motor con piezas de montaje	2	
. Cubierta del volonte	2	
. Cubierta de distribución, engranajes de distribución	2	
. Empaquetaduras de culata	2	
. Cubierta de válvula	2	
. Ventilación del cárter	2	
. Suspensión del motor	4	
. Bloque de cilindros	6	
. Cigüeñal, bielas y piezas componentes	8	
. . Pistón, aros de pistón, perno de pistón	8	
. . Biela, cojinetes de biela	8	
. . Cigüeñal, cojinetes de bancada	8	
. . Volante	10	
. Eje de levas, taqué, varille de empuje	12	
. Culata, válvula, balancín	14	
. Múltiples de admisión y de escape	16	
. Sistema de lubricación	18	
. . Bomba de aceite con accionamiento, cárter de aceite	18	
. . Varilla indicadora de aceite, filtro de aceite	18	

Sida 2 Grupp 2a — Motor med monteringsdetaljer — Engine and installation components — Illustration 9231 — 0050
Page Group — 1975-12

Pos. Fig.	Antal/Quantity				Detalj nr Part No	Benämning	Description	Sats Kit	Anmärkning Notes	
1	1	–	–	–		Cylinderblock	Cylinder block	4	SE SIDA 6, 1-B09	1010
2	1	–	–	–		Svänghjulskåpa	Flywheel casing		SE GRUPP 4	1020
3	1	–	–	–	430116-4	Konsol	Bracket	3		1030
4	4	–	–	–	955535-0	Skruv	Screw	0		1040
5	4	–	–	–	942336-9	Fjädrande bricka	Resilient washer	0		1050
6	–	–	–	–		Vevrörelse	Crankshaft and related parts		SE SIDA 8, 1-B11	1060 1070
7	1	–	–	–	276294-6	Drevsats	Gear kit		B30, B30A	1080
	1	–	–	–	273309-5	Drevsats	Gear kit		B30E, B30F.	1085
	1	–	–	–		•Vevaxeldrev	•Crankshaft gear	8		1090
	1	–	–	–		•Kamaxeldrev	•Camshaft gear	8		1100
	1	–	–	–		•Tryckfläns	•Pressure flange	8		1110
	2	–	–	–		•Skruv	•Screw		SE SIDA 12, 1-B15	11
	1	–	–	–		•Packning	•Gasket		SE POS 10	11
	1	–	–	–		•Tätningsring	•Seal ring		SE POS 9	1140
8	1	–	–	–	430131-3	Transmissionskåpa	Timing gear casing	3		11
9	1	–	–	–	430132-1	Tätningsring	Seal ring	S		11
10	1	–	–	–	430133-9	Packning	Gasket	S		1170
11	4	–	–	–	955514-5	Skruv	Screw	0		11
	5	–	–	–	940158-9	Skruv	Screw	0		11
12	9	–	–	–	941906-0	Fjädrande bricka	Resilient washer	0		1200
13	1	–	–	–		Kamaxel	Camshaft		SE SIDA 12, 1-B15	12
14	1	–	–	–		Cylinderlock	Cylinder head		SE SIDA 14, 1-B17	12
15	1	–	–	–	430107-3	Cylinderlockspackning	Cylinder head gasket	S	B30,B30A. ALT	1230
									SE SIDA 22, 1-C01	1232
	1	–	–	–	461056-4	Cylinderlockspackning	Cylinder head gasket	S	B30E. ALT	1250
									SE SIDA 22, 1-C01	1252
	1	–	–	–	461618-1	Cylinderlockspackning	Cylinder head gasket	S	B30F. ALT	1260
									SE SIDA 22, 1-C01	1262
16	14	–	–	–	191523-0	Skruv	Screw	0		1300
17	1	–	–	–	430198-2	Ventilkåpa	Valve casing		4,5)	1310
	1	–	–	–	461096-0	Ventilkåpa	Valve casing	3	6)	1320
18	1	–	–	–	430039-8	Packning	Gasket	S		1330
19	6	–	–	–	950045-5	Skruv	Screw	0		1340
20	1	–	–	–	420292-5	Oljepåfyllningslock	Oil filler cap	1		1350
21	1	–	–	–	940096-1	Packning	Gasket	S		1360
22	1	–	–	–	430283-2	Slang	Hose	2	ALT 1. B30	1370
23	1	–	–	–	419771-1	Flamskydd	Flame shield	2	ALT 1. B30	1380
24	1	–	–	–	460003-7	Slang	Hose	2	ALT 1. B30	1390
25	1	–	–	–	460082-1	Nippel	Nipple	3	ALT 1. B30	14
26	1	–	–	–	430283-2	Slang	Hose	2	ALT 2. B30	14
27	1	–	–	–	419771-1	Flamskydd	Flame shield	2	ALT 2. B30	1420
28	1	–	–	–	671842-3	Gummipropp	Rubber plug		ALT 2. B30	14
29	1	–	–	–	461046-5	Oljefälla	Oil trap	4	ALT 2. B30	1440
30	1	–	–	–	925067-1	O–ring	O–ring	S	ALT 2. B30	1450
31	1	–	–	–	461084-6	Spännjärn	Tensioner arm		ALT 2. B30	14
32	1	–	–	–	461086-1	Tätning	Seal	S	ALT 2. B30	14
33	1	–	–	–	955825-5	Mutter	Nut	0	ALT 2. B30	1480
34	475	–	–	–	944217-9	Slang	Hose	2	ALT 2. B30	14
35	1	–	–	–	460082-1	Nippel	Nipple	3	ALT 2. B30	15
36	1	–	–	–	461087-9	Slang	Hose	2	ALT 3. B30. B30A	1510
	1	–	–	–	460003-7	Slang	Hose	2	ALT 3. B30E. B30F	1520
37	1	–	–	–	419771-1	Flamskydd	Flame shield	2	ALT 3	1530
38	1	–	–	–	461040-8	Oljefälla	Oil trap	4	ALT 3	1540
39	1	–	–	–	925067-1	O–ring	O–ring	0	ALT 3	1550
40	1	–	–	–	955518-6	Skruv	Screw	0	ALT 3	1560
41	1	–	–	–	944244-3	Tätning	Seal	S	ALT 3	1570
42	475	–	–	–	944217-9	Slang	Hose	2	ALT 3. B30. B30A	1580
	500	–	–	–	944217-9	Slang	Hose	2	ALT 3. B30E. B30F	1590
43	1	–	–	–	461080-4	Nippel	Nipple	3	ALT 3	1600

4. Ers av 1 st 461040–8, 1 st 955518–6, 1 st 925067–1, 1 st 944244–3, 1 st 461087–9, 475 mm 944217–9, 1 st 461096–0.
5. B30(496953) MO –16667. B30(496954) MO –13637. B30(496958) MO –2067. B30(496959) MO –764.
6. B30 (496953) Mo 16668–. B30 (496954) Mo 13638–. B30 (496958) Mo 2068–. B30 (496959) Mo 765–. B30A, B30E, B30F.

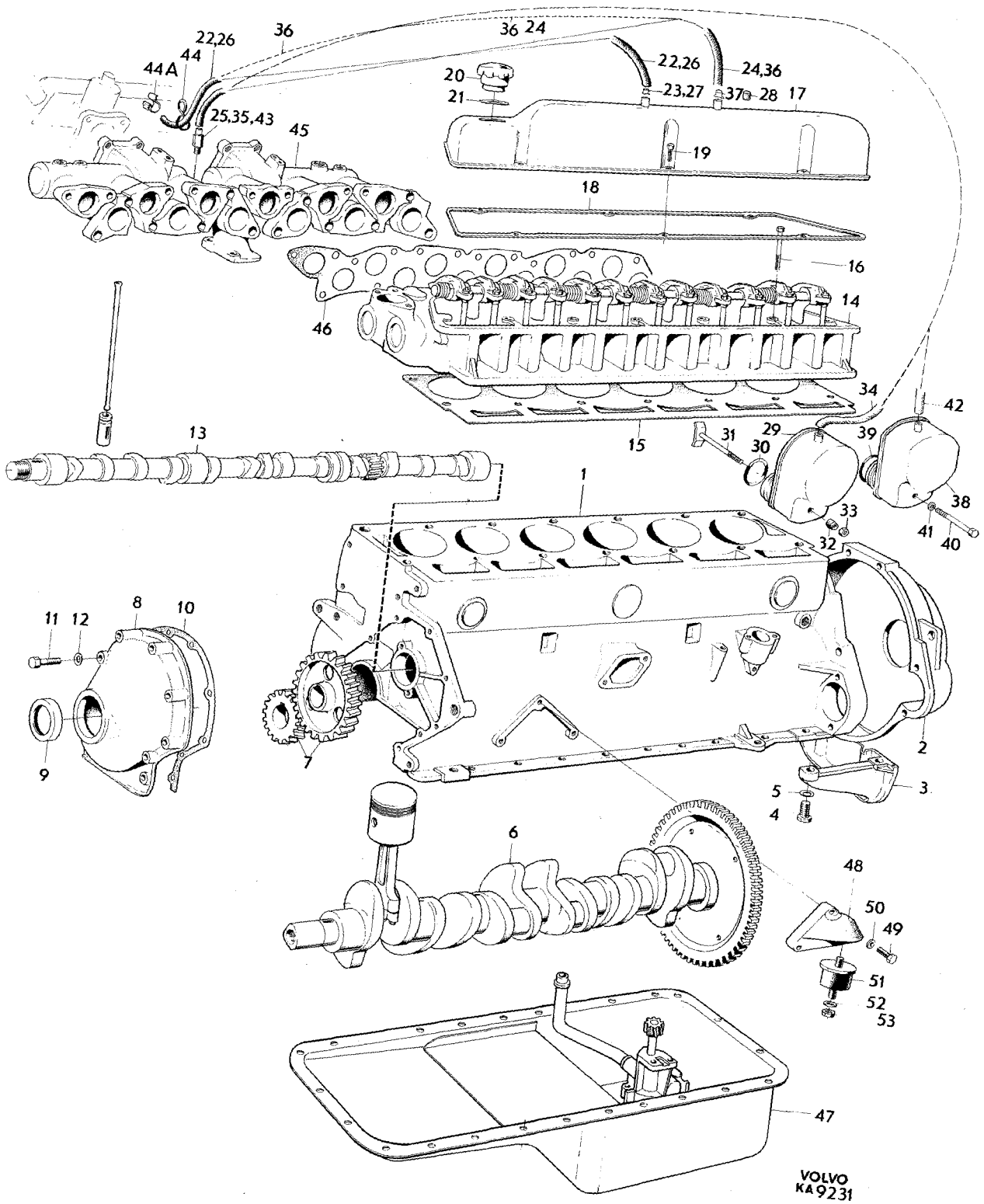
22,26
36
36 24
44
44A
22,26
24,36
20
23,27
37
28
17
21
25,35,43
45
19
18
16
14
46
34
42
13
15
31
30
29
39
38
41
40
33
32
1
11
12
8
10
9
7
2
3
5
4
6
48
50
49
51
52
53
47
VOLVO
KA 9231

Sida 4 Page | Grupp 2a Group | Motor med monteringsdetaljer | Engine and installation components | Illustration 9231 1975-03 | 0050

Pos. Fig.	Antal/Quantity				Detalj nr Part No	Benämning	Description	Sats Kit	Anmärkning Notes	
44	1	–	–	–	419447-8	Gummiring	Rubber ring	2	CH–132566.	2010
44a	1	–	–	–	943423-4	Klammer	Clamp			2020
45	1	–	–	–		Insugnings–och avgasrör	Induction–and exhaust manifold		SE SIDA 16, 1-B19	2030 2040
46	1	–	–	–	461092-9	Packning	Gasket	S		2050
47	–	–	–	–		Smörjsystem	Lubricating system		SE SIDA 18, 1-B21	2060
48	1	–	–	–	678534-9	Konsol, V	Bracket, L	3		2070
	1	–	–	–	678535-6	Konsol, H	Bracket, R	3		2080
49	6	–	–	–	942900-2	Skruv	Screw	0		2090
50	6	–	–	–	955921-2	Fjäderbricka	Spring washer	0		2100
51	2	–	–	–	1206612-2	Gummikudde	Rubber cushion	1	(682694)	2110
52	2	–	–	–	955896-6	Bricka	Washer	0		2120
53	2	–	–	–	950365-7	Mutter	Nut	0		2[illegible]
	–	–	–	–		Packningssats, helrenovering	Gasket kit, engine overhaul			2[illegible] 2150
	1	–	–	–	275538-7	•Tilläggssats	•Complementary kit	1		2[illegible]
	1	–	–	–		•Packningssats, sotning	•Gasket kit, decarbonizing			2[illegible] 2180
	1	–	–	–	275537-9	••Tilläggssats	••Complementary kit	1	B30, B30A	2[illegible]
	1	–	–	–	275562-7	••Tilläggssats	••Complementary kit	1	B30E	2[illegible]
	1	–	–	–	275563-5	••Tilläggssats	••Complementary kit	1	B30F	2210
	1	–	–	–	275539-5	••Packningssats, insugnings–och avgasrör	••Gasket kit, manifolds	1	B30, B30A	2[illegible] [illegible]
	1	–	–	–	275561-9	••Packningssats, insugnings–och avgasrör	••Gasket kit, manifolds	1	B30E, B30F	2240 2250
	1	–	–	–	275701-1	Låsbrickssats	Lock washer kit	3		2260

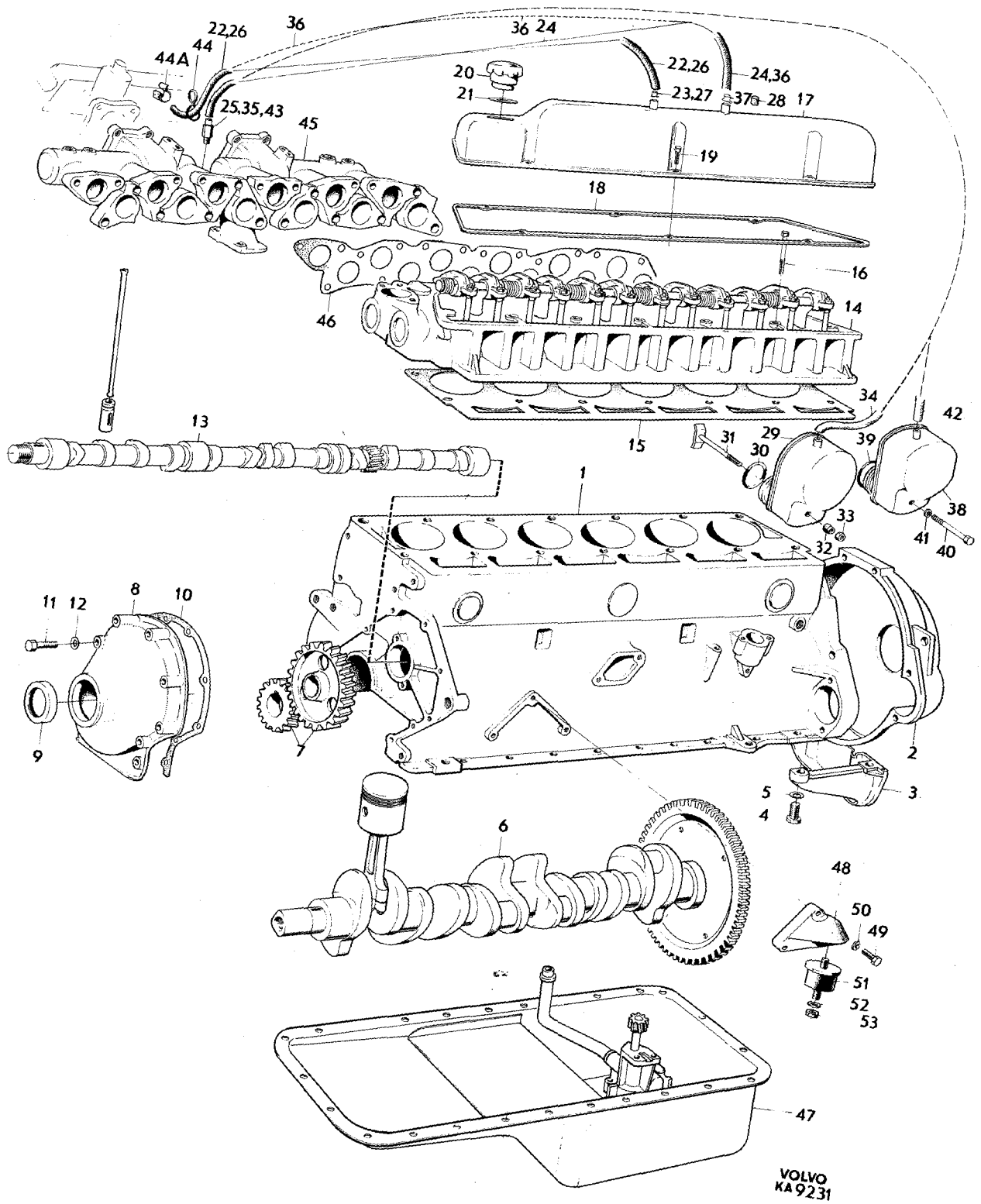

22,26
36
36 24
44
44A
20
21
22,26
24,36
23,27
37
28
17
25,35,43
45
19
18
16
46
14
34
42
13
15
31
29
30
39
1
38
33
32
41
40
11
12
8
10
9
7
2
5
3
4
6
48
50
49
51
52
53
47
VOLVO
KA 9231

Sida 6 Page | Grupp 2a Group | Cylinderblock | Cylinder block | Illustration 13990 1975-12 | 0100

Pos. Fig.	Antal/Quantity				Detalj nr Part No	Benämning	Description	Sats Kit	Anmärkning Notes	
1	1	–	–	–	461606-6	Cylinderblock	Cylinder block		(461413), (461199)	1010
2	7	–	–	–		•Lageröverfall	•Bearing cap	8		1030
3	14	–	–	–	942852-5	•Skruv	•Screw	0	CYLINDER BLOCK 461199, 461413.	1040 1043
	14	–	–	–	945799-5	•Skruv	•Screw		CYLINDER BLOCK 461606.	1046
4	4	–	–	–	430119-8	•Bussning	•Bushing	3		1050
5	1	–	–	–	418251-5	•Bussning	•Bushing	3		1060
6	8	–	–	–	418718-3	•Expansionsplugg	•Expander plug	1		1070
7	1	–	–	–	952076-8	•Propp	•Plug	0		1080
8	2	–	–	–	950562-9	Styrpinne	Guide pin	0		1090
9	2	–	–	–	952075-0	Propp	Plug			1100
10	2	–	–	–	950562-9	Styrpinne	Guide pin	0	D 16	1110
11	2	–	–	–	19730-1	Styrpinne	Guide pin	0	D 12	1
12	2	–	–	–	415311-0	Styrhylsa	Guide sleeve			1130
13	1	–	–	–	418416-4	Nippel	Nipple			1
14	1	–	–	–	82745-1	Avtappningskran	Drain cock		ALT 1. CH – 132566	1
15	1	–	–	–	952070-1	Propp	Plug		ALT 2. CH – 132566	1160
15a	1	–	–	–	942734-5	Propp	Plug		ALT 3. CH – 132566	1180
15b	1	–	–	–	1218545-0	Avtappningskran	Drain cock		CH 132567 –	1
16	1	–	–	–		Lock	Cover	8	B30E, B30F CH – 132566.	1200
17	1	–	–	–	61830-6	Packning	Gasket	S	B30E, B30F CH – 132566.	1210
18	2	–	–	–	955523-6	Skruv	Screw	0	B30E, B30F CH – 132566.	1

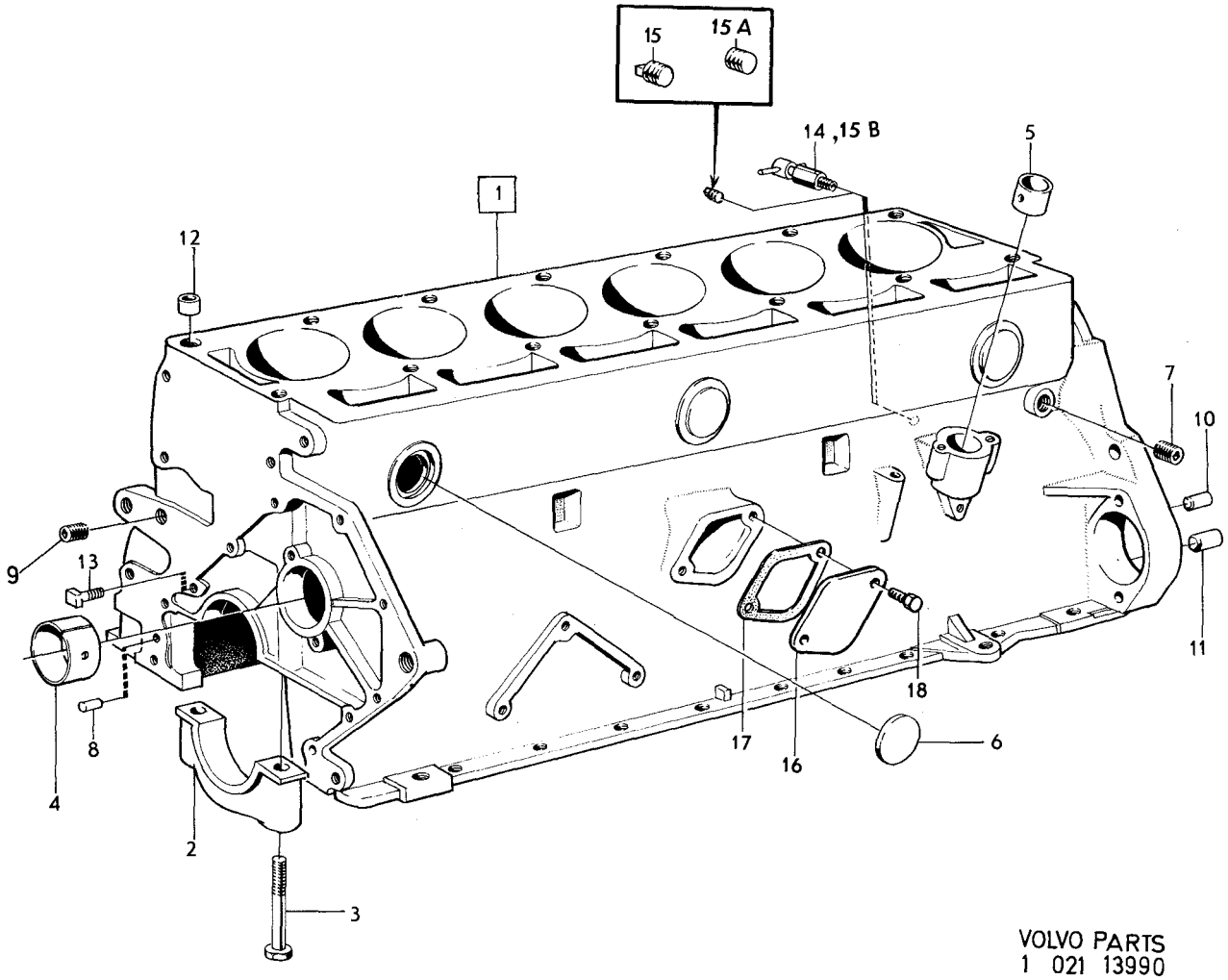

VOLVO PARTS
1 021 13990

Sida / Page	Grupp / Group	Vevrörelse	Crankshaft and related parts	Illustration 11772	0150
8	2a			1975-12	

Pos. Fig.	Antal/Quantity				Detalj nr Part No	Benämning	Description	Sats Kit	Anmärkning Notes	
1	6	–	–	–		Kolvsats	Piston kit			0020
	–	–	–	–	272002-7	••Std	••Std		16) MÄRKT D	0040
	–	–	–	–	272008-4	••Std	••Std		17) MÄRKT D	0060
	–	–	–	–	272003-5	••0,03 mm öd	••0.03 mm os		16) MÄRKT G	0080
	–	–	–	–	272009-2	••0,03 mm öd	••0.03 mm os		17) MÄRKT G	0100
	–	–	–	–	272012-6	••0,381 mm öd	••0.381 mm os		16)	0120
	–	–	–	–	272011-8	••0,381 mm öd	••0.381 mm os		17)	0140
	–	–	–	–	272004-3	••0,762 mm öd	••0.762 mm os		16)	0160
	–	–	–	–	272010-0	••0,762 mm öd	••0.762 mm os		17)	0180
2	6	–	–	–		•Kolv	•Piston	S		0200
3	6	–	–	–		•Kolvbult	•Gudgeon pin			0220
	–	–	–	–	419329-8	•••Std	•••Std		16)	0240
	–	–	–	–	463096-8	•••Std	•••Std		17)	0260
	–	–	–	–	419649-9	•••0,05 mm öd	•••0.05 mm os		16)	0280
	–	–	–	–	463534-8	•••0,05 mm öd	•••0.05 mm os		17)	0300
4	12	–	–	–	914510-3	•Låsring	•Circlip	S	16)	0320
	12	–	–	–	945848-0	•Låsring	•Circlip	S	17)	0340
5	6	–	–	–		•Kolvringsats	•Piston ring kit			0360
	–	–	–	–	275306-9	•••Std	•••Std			0380
	–	–	–	–	275314-3	•••0,381 mm öd	•••0.381 mm os			0400
	–	–	–	–	275307-7	•••0,762 mm öd	•••0.762 mm os			0420
6	6	–	–	–		•Kompressionsring	•Compression ring	S		0440
7	6	–	–	–		•Kompressionsring	•Compression ring	S		0460
8	6	–	–	–		•Oljering	•Oil ring	S		0480
9	6	–	–	–	419537-6	Vevstake	Connecting rod		16)	0500
	6	–	–	–	463021-6	Vevstake	Connecting rod		17, 19)	0520
	6	–	–	–	1219237-3	Vevstake	Connecting rod		20)	0530
10	6	–	–	–	418295-2	•Bussning	•Bushing		16)	0540
	6	–	–	–	463092-7	•Bussning	•Bushing		17)	0560
11	12	–	–	–	415223-7	•Skruv	•Screw		16)	0580
	12	–	–	–	463090-1	•Skruv	•Screw		17)	0600
12	12	–	–	–	191410-0	•Mutter	•Nut		16)	0620
	12	–	–	–	463643-7	•Mutter	•Nut		17)	0640
13	1	–	–	–		Vevlagersats	Big-end bearing kit			0660
	–	–	–	–	271054-9	••Std	••Std		16)	0680
	–	–	–	–	271066-3	••Std	••Std		17)	0700
	–	–	–	–	271055-6	••0,254 mm ud	••0.254 mm us		16)	0720
	–	–	–	–	271067-1	••0,254 mm ud	••0.254 mm us		17)	0740
	–	–	–	–	271056-4	••0,508 mm ud	••0.508 mm us		16)	0760
	–	–	–	–	271068-9	••0,508 mm ud	••0.508 mm us		17)	0780
	6	–	–	–		•Lagerskål, övre	•Bearing shell, upper	S		0800
	6	–	–	–		•Lagerskål, undre	•Bearing shell, lower	S		0820
14	1	–	–	–	430010-9	Vevaxel	Crankshaft		16)	0840
	1	–	–	–	461324-6	Vevaxel	Crankshaft		17)	0860
15	–	–	–	–		Överfallsdetaljer	Cap components		SE SIDA 6, 1-B09	0880
16	1	–	–	–		Ramlagersats	Main bearing kit			0900
	–	–	–	–	271217-2	••Std	••Std			0920
	–	–	–	–	271218-0	••0,254 mm ud	••0.254 mm us			0940
	–	–	–	–	271219-8	••0,508 mm ud	••0.508 mm us			0960
	7	–	–	–		•Lagerskål, övre	•Bearing shell, upper			0980
	7	–	–	–		•Lagerskål, undre	•Bearing shell, lower			1000
17	1	–	–	–		Vevaxeldrev	Crankshaft gear		SE SIDA 2, 1-B05	1020
18	1	–	–	–	910121-3	Kil	Key			1040
19	1	–	–	–	430144-6	Nav	Hub			1060
20	1	–	–	–	955723-2	Skruv	Screw		16)	1080
	1	–	–	–	962912-2	Skruv	Screw		17)	1100
21	1	–	–	–	191688-1	Bricka	Washer			1120
22	1	–	–	–	430122-2	Svängningsdämpare	Vibration damper			1140

16. B30, B30A(498200, 498201, 498202, 498203, 498180), B30E(498102, 498103, 498181), B30F(498100, 498101, 498182).
17. B30A(498176, 498177, 498168), B30E(498166, 498167, 498169), B30F(498164, 498165, 498170, 498245, 498246, 498247, 498248).
19. B30F(498245) MO –5813, B30F(498246) MO –4460009, B30F(498247) MO –570, B30F(498248) MO –917.
20. B30F(498245) MO 5814–, B30F(498246) MO 4460010–, B30F(498247) MO 571–, B30F(498248) MO 918–.

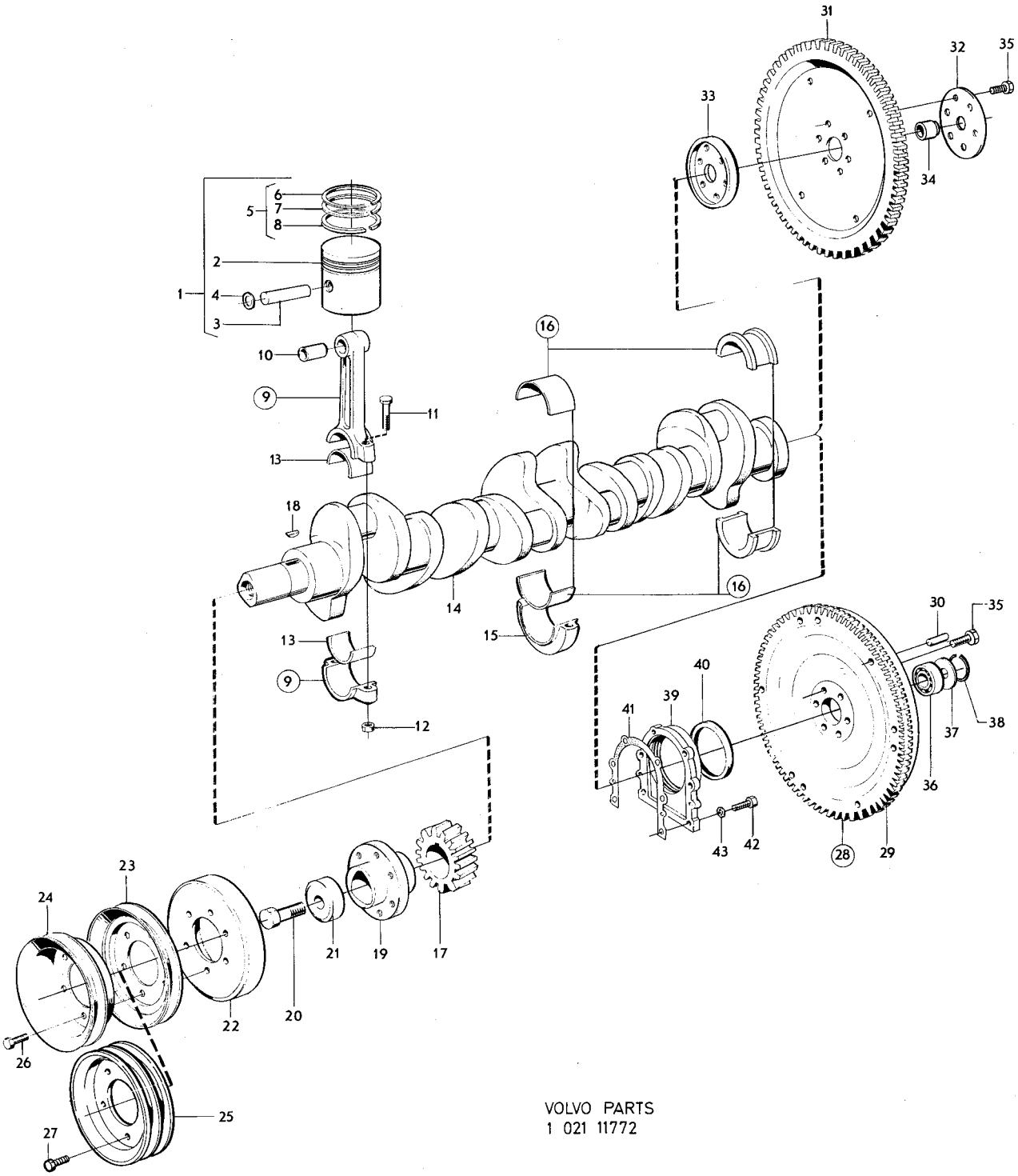

VOLVO PARTS
1 021 11772

Sida / Page 10 — Grupp / Group 2a — Vevrörelse — Crankshaft and related parts — Illustration 11772 — 1975-12 — 0150

Pos. Fig.	Antal/Quantity				Detalj nr Part No	Benämning	Description	Sats Kit	Anmärkning Notes	
23	1	–	–	–	430145-3	Remskiva, D 150	Pulley, D 150		9) B30 ALT 1. ERS AV	1160
									1 ST 461258–6,	1180
									1 ST 460481–5.	1190
	1	–	–	–	430282-4	Remskiva, D 150	Pulley, D 150		10) B30 ALT 2. ERS AV	1200
									1 ST 461258–6,	1220
									1 ST 461181–0,	1240
									1 ST 460214–0,	1260
									1 ST 460481–5.	1280
	1	–	–	–	430145-3	Remskiva, D 150	Pulley, D 150		12) B30A ALT 1. ERS AV	1300
									1 ST 461258–6,	1320
									1 ST 460481–5.	1340
	1	–	–	–	461258-6	Remskiva, D 160	Pulley, D 160		13) B30A ALT 2.	1360
									B30E, B30F.	1
24	1	–	–	–	461333-7	Remskiva	Pulley		11, 14) ERS AV	1400
									1 ST 461455–8,	1
									6 ST 956570–6.	1
25	1	–	–	–	461455-8	Remskiva	Pulley		11, 15)	1420
26	6	–	–	–	955523-6	Skruv, alt 1	Screw, alt 1		14) L16	1440
	6	–	–	–	955524-4	Skruv, alt 2	Screw, alt 2		14) L19	1
27	6	–	–	–	956570-6	Skruv	Screw		15) L25	1480
28	1	–	–	–	430055-4	Svänghjul	Flywheel		16) M400, M410	1500
	1	–	–	–	461325-3	Svänghjul	Flywheel		17) M400, M410	1
29	1	–	–	–	430057-0	•Kuggkrans	•Ring gear			1540
30	3	–	–	–	191873-9	•Styrpinne	•Guide pin			1560
31	1	–	–	–	430162-8	Medbringarfläns med kuggkrans	Carrier plate with ring gear		BW35 TID UTF. DI 51.	1580
									ERS AV 1 ST 461248–7,	1600
									1 ST 460455–9,	1620
									1 ST 460456–7,	1640
									1 ST 460457–5.	1660
	1	–	–	–	461248-7	Medbringarplåt med kuggkrans	Carrier plate with ring gear		BW35 SEN UTF	1680
									CH – 102949. DI 35.	1700
	1	–	–	–	461327-9	Medbringarplåt med kuggkrans	Carrier plate with ring gear		BW35 CH 102950–.	1720
										1740
32	1	–	–	–	670078-5	Stödplåt	Support plate		BW35 TID UTF. DI 52.	1760
	1	–	–	–	460457-5	Stödplåt	Support plate		BW35 SEN UTF	1780
									CH – 102949. DI 30.	1800
	1	–	–	–	463087-7	Stödplåt	Support plate		BW35 CH 102950–.	1820
33	1	–	–	–	670074-4	Medbringarfläns	Flange		BW35 TID UTF. DI 19.	1840
	1	–	–	–	460456-7	Medbringarfläns	Flange		BW35 SEN UTF	1
									CH – 102949. DI 35.	1
	1	–	–	–	463088-5	Medbringarfläns	Flange		BW35 CH 102950–.	1900
34	1	–	–	–	460455-9	Styrbussning	Guide bushing		BW35 SEN UTF	1
35	6	–	–	–	944741-8	Skruv	Screw		16)	1
	8	–	–	–	946379-5	Skruv	Screw		17)	1960
36	1	–	–	–	181799-8	Kullager	Ball bearing		M400, M410	1980
37	1	–	–	–	418663-1	Skyddsplåt	Protector plate		M400, M410	2
38	1	–	–	–	191848-1	Låsring	Circlip	S	M400, M410	2020
39	1	–	–	–	430115-6	Tätningsfläns	Seal flange			2040
40	1	–	–	–	430118-0	Tätningsring	Seal ring	S		2
41	1	–	–	–	430134-7	Packning	Gasket	S		2080
42	6	–	–	–	940100-1	Skruv	Screw			2100
43	6	–	–	–	941906-0	Fjädrande bricka	Resilient washer			2120

9. B30 (496953) excl Mo 6953–23341 B30 (496954) excl Mo 5517–20055 B30 (496958) Mo 3657– B30 (496959) Mo 1316–
10. B30 (496953) Mo 6953–23341 B30 (496954) Mo 5517–20055 B30 (496958) Mo –3656 B30 (496959) Mo –1315
11. För vagnar med dubbla remskivor. For vehicles with double pulleys. Pour véhicules équipés de poulies doubles. Für Wagen mit doppelten Riemenscheiben. Para vehículos con poleas dobles de transmisión.
12. B30A (498200) MO–2605. B30A (498201) MO–4103. B30A (498202) MO–720. B30A (498203) MO–392.
13. B30A (498200) MO 2606–. B30A (498201) MO 4104–. B30A (498202) MO 721–. B30A (498203) MO 393–. B30A (498176, 498177).
14. Excl B30F (498100) Mo5574–, B30F (498101) Mo15121–, B30F (498164, 498165).
15. B30F (498100) Mo5574–, B30F (498101) Mo15121–, B30F (498164, 498165).
16. B30, B30A(498200, 498201, 498202, 498203, 498180), B30E(498102, 498103, 498181), B30F(498100, 498101, 498182).
17. B30A(498176, 498177, 498168), B30E(498166, 498167, 498169), B30F(498164, 498165, 498170, 498245, 498246, 498247, 498248).

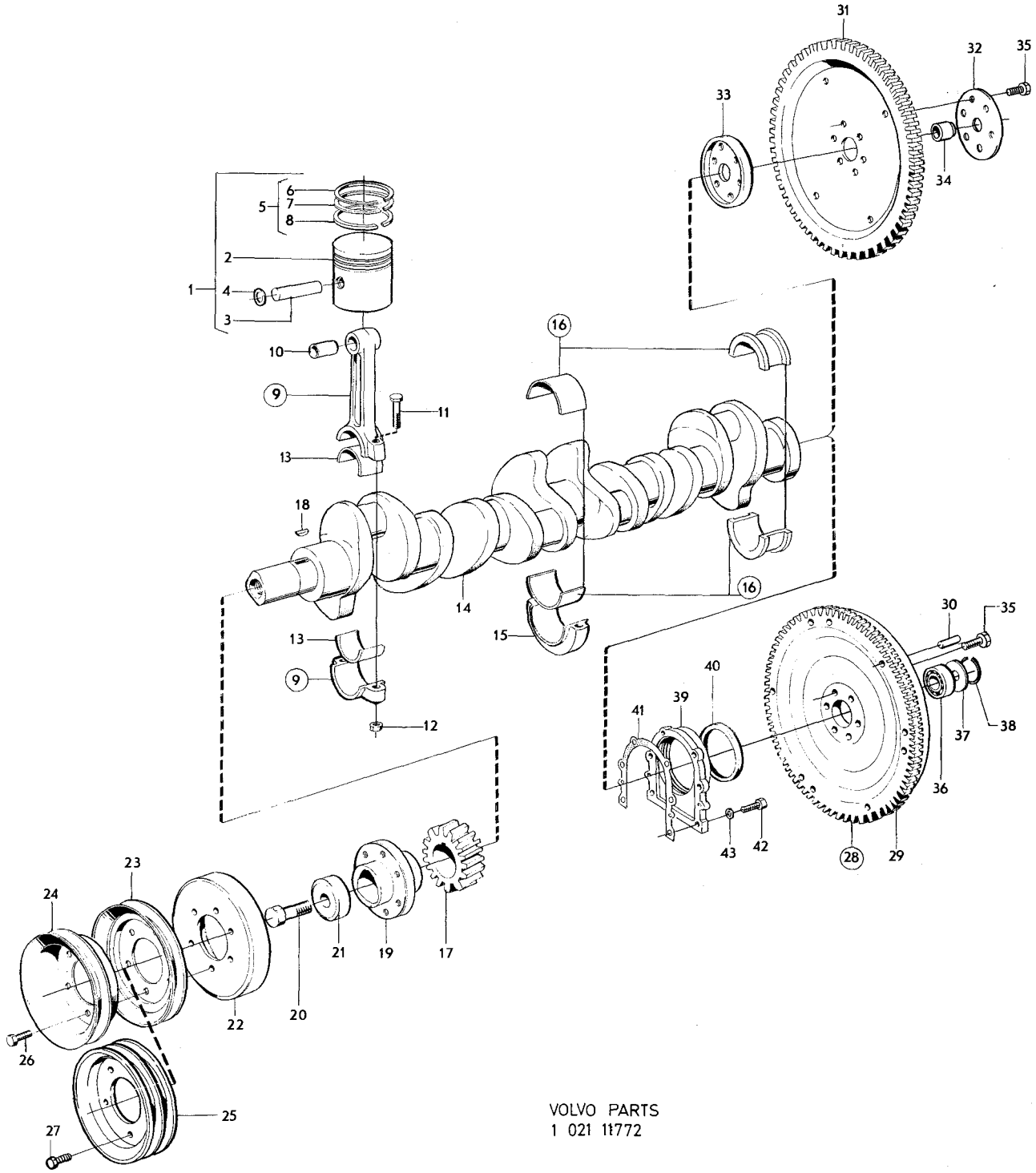

VOLVO PARTS
1 021 11772

Sida 12 Grupp 2a Kamaxel Camshaft Illustration 6872 0200
Page Group 1975-03

Pos. Fig.	Antal/Quantity				Detalj nr Part No	Benämning	Description	Sats Kit	Anmärkning Notes	
1	1	–	–	–	430013-3	Kamaxel	Camshaft		B30, B30A, B30E	0010
									B30F VXL M400, M410,	0020
									EXCL B30F (498246,	0030
									498248).	0040
	1	–	–	–	461317-0	Kamaxel	Camshaft		B30F VXL BW35,	0050
									EXCL B30F (498245,	0060
									498246, 498247).	0070
	1	–	–	–	461637-1	Kamaxel	Camshaft		B30F (498245, 498246,	0080
									498247, 498248).	0090
2	4	–	–	–		Bussning	Bushing		SE SIDA 6, 1-B09	0100
3	2	–	–	–	430160-2	Expansionsplugg	Expander plug	1		0120
4	1	–	–	–	418363-8	Distansring	Spacer ring	3		0[illegible]
5	1	–	–	–	419681-2	Tryckfläns	Pressure flange		SE SIDA 2, 1-B05	0[illegible]
6	2	–	–	–	943455-6	Skruv	Screw	S		0180
7	1	–	–	–		Kamaxeldrev	Camshaft gear		SE SIDA 2, 1-B05	0[illegible]
8	1	–	–	–	910118-9	Kil	Key	0		0220
9	1	–	–	–	150169-1	Mutter	Nut	0		0240
10	12	–	–	–	1218630-0	Ventillyftare	Valve lifter	1		0[illegible]
11	12	–	–	–	430121-4	Tryckstång	Push rod	1		0[illegible]

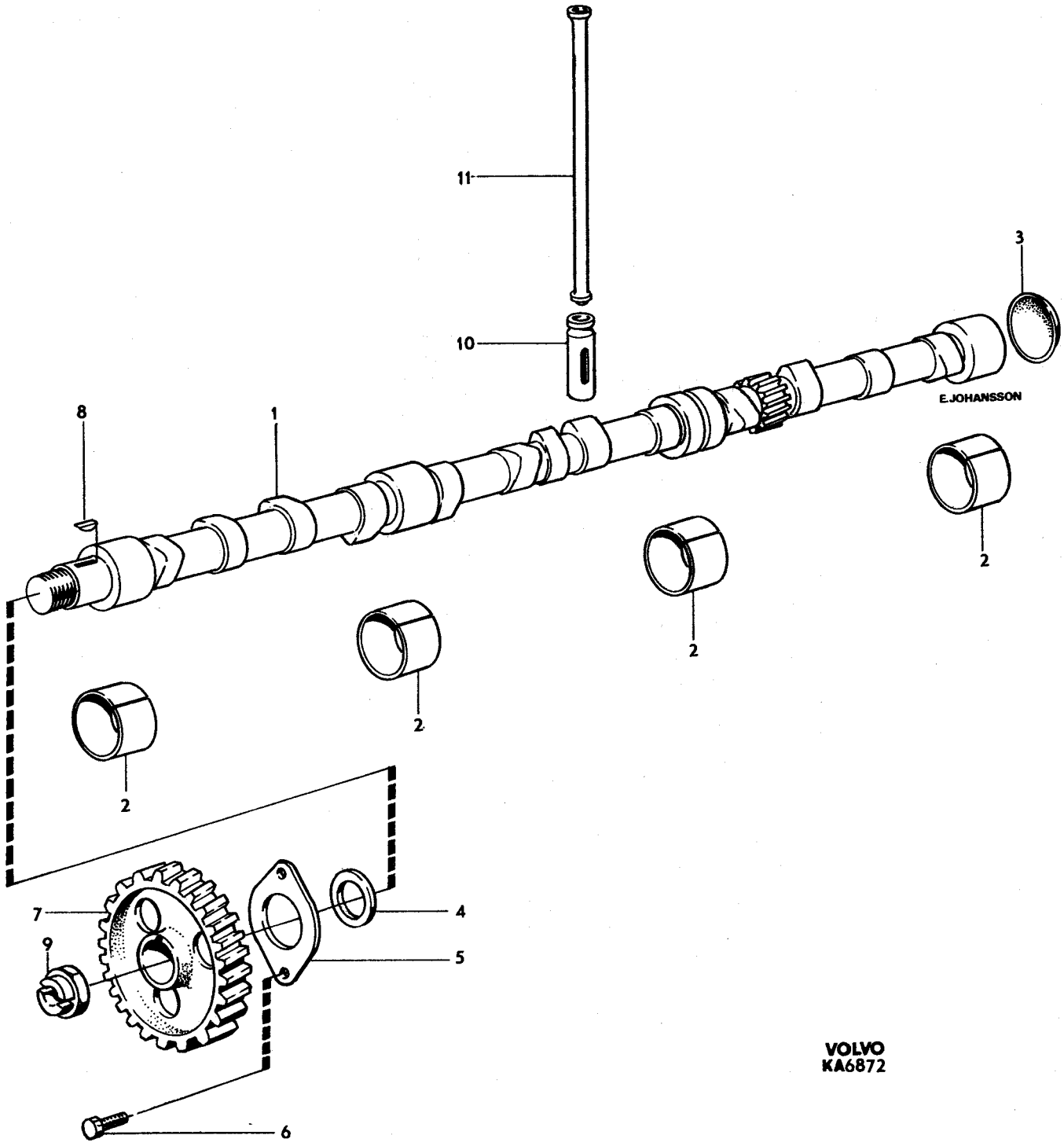
11
10
3
8
1
E.JOHANSSON
2
2
2
2
7
9
4
5
6
VOLVO
KA6872

Sida 14 Page | Grupp 2a Group | Cylinderlock | Cylinder head | Illustration 13214 1975-12 | 0250

Pos. Fig.	Antal/Quantity B30 B30A	B30E B30F			Detalj nr Part No	Benämning	Description	Sats Kit	Anmärkning Notes	
1	1	–	–	–	430104-0	Cylinderlock	Cylinder head		ALT 1 MÄRKT 430104.	1010
									ALT 2 MÄRKT 430105.	1015
									ERS AV 1 ST 461340–2.	1016
	1	–	–	–	461340-2	Cylinderlock	Cylinder head		MÄRKT 461340.	1017
	1	–	–	–	461537-3	Cylinderlock	Cylinder head		MÄRKT 461537.	1018
	–	1	–	–	461003-6	Cylinderlock	Cylinder head		B30E. ALT 1 MÄRKT E	1020
									ALT 2 MÄRKT 461003.	1021
	–	1	–	–	461342-8	Cylinderlock	Cylinder head		B30E. MÄRKT 461342.	1022
	–	–	–	–					ERS AV 1 ST 461539–9,	1023
	–	–	–	–					1 ST 462744–4,	1024
	–	–	–	–					1 ST 940114–2.	1025
	–	1	–	–	461539-9	Cylinderlock	Cylinder head		B30E. MÄRKT 461539.	1026
	–	1	–	–	461344-4	Cylinderlock	Cylinder head		B30F. MÄRKT 461344.	1
									ERS AV 1 ST 461541–5,	1031
									1 ST 462744–4,	1032
									1 ST 940114–2.	1
	–	1	–	–	461541-5	Cylinderlock	Cylinder head		B30F. MÄRKT 461541.	1035
	–	1	–	–	461288-3	Cylinderlock	Cylinder head		B30F. MÄRKT 461288.	1038
2	6	6	–	–	419652-3	•Ventilstyrning, insug	•Valve guide, intake	1	NR 1, 3, 5, 7, 9, 11	1
3	6	6	–	–	419653-1	•Ventilstyrning, utblåsn	•Valve guide, exhaust	1	NR 2, 4, 6, 8, 10, 12	1050
4	1	1	–	–	430024-0	•Vattenfördelningsrör	•Water distributor pipe			1060
5	2	2	–	–	418717-5	•Expansionsplugg	•Expander plug	1	D 35	1
6	1	1	–	–	418718-3	•Expansionsplugg	•Expander plug		D 45	1080
6a	–	6	–	–		•Sätesring	•Seat ring	8	CYLINDER HEAD 461288.	1085
7	1	–	–	–	418213-5	Tätningsfläns	Seal flange	3		1090
8	1	–	–	–	418214-3	Packning	Gasket	S		1100
9	2	–	–	–	955512-9	Skruv	Screw	0		1110
10	2	–	–	–	941906-0	Fjädrande bricka	Resilient washer	0		1120
11	6	–	–	–	419639-0	Insugningsventil	Inlet valve	1	NR 1, 3, 5, 7, 9, 11	1130
	–	6	–	–	419766-1	Insugningsventil	Inlet valve	1	NR 1, 3, 5, 7, 9, 11	1140
12	6	–	–	–	419640-8	Utblåsningsventil	Exhaust valve	1	NR 2, 4, 6, 8, 10, 12	1150
	–	6	–	–	419735-6	Utblåsningsventil	Exhaust valve	1	NR 2, 4, 6, 8, 10, 12	1160
13	12	–	–	–	403717-2	Ventilfjäder	Valve spring	1		1170
	–	12	–	–	418737-3	Ventilfjäder	Valve spring		CH – 132566.	1180
	–	12	–	–	403717-2	Ventilfjäder	Valve spring		CH 132567 –.	1185
14	12	12	–	–	460181-1	Bricka	Washer		(419644)	1190
15	24	24	–	–	419643-2	Lås	Lock	1		1200
16	12	12	–	–	419702-6	Ventiltätning	Valve seal	S		1210
17	6	6	–	–	418206-9	Lagerbock	Bearing bracket			1220
18	6	6	–	–	191689-9	Skruv	Screw	0		1
19	1	1	–	–	430026-5	Vipparmsaxel	Rocker arm shaft	4		1240
20	2	2	–	–	955083-1	•Hattplugg	•Plug	0		1250
21	6	6	–	–	418301-8	Vipparm	Rocker arm	3	NR 1, 3, 5, 7, 9, 11	1
22	6	6	–	–	418298-6	Vipparm	Rocker arm	3	NR 2, 4, 6, 8, 10, 12	1270
23	12	12	–	–	418297-8	•Bussning	•Bushing	3		1280
24	12	12	–	–	418286-1	•Kulbult	•Ball stud	1		1
25	12	12	–	–	921781-1	•Mutter	•Nut	0		1300
26	5	5	–	–	418426-3	Fjäder	Spring	4		1310
27	2	2	–	–	411140-7	Fjäder	Spring	4		1
28	2	2	–	–	914456-9	Låsring	Circlip	S		1330

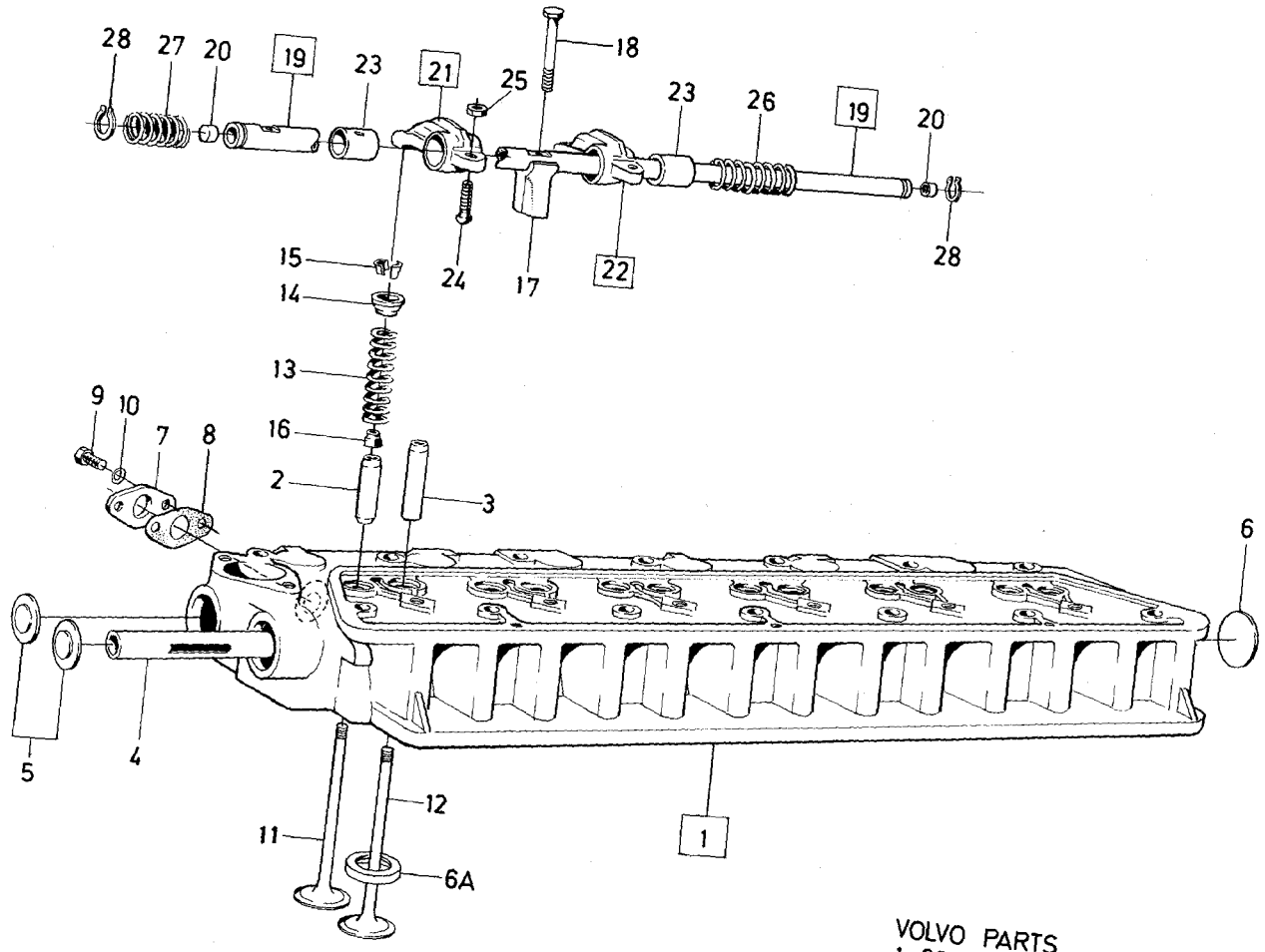

VOLVO PARTS
1 021 13214

Sida 16 Page | Grupp 2a Group | Insugnings– och avgasrör | Induction and exhaust manifolds | Illustration 13991 | 1975-12 | 0300

Pos. Fig.	Antal/Quantity B30 B30A	B30E B30F			Detalj nr Part No	Benämning	Description	Sats Kit	Anmärkning Notes	
1	1	–	–	–	461107-5	Insugnings– och avgasrör	Induction and exhaust manifold		CH –74449	1010 1020
	1	–	–	–	461022-6	Insugnings– och avgasrör	Induction and exhaust manifold		CH 74450–	1025 1026
2	1	–	–	–		•Lock	•Cover	8		1030
3	1	–	–	–	430213-9	•Packning	•Gasket	S		1040
4	4	–	–	–	955524-4	•Skruv	•Screw	0		1050
5	8	–	–	–		•Pinnskruv	•Stud		SE GRUPP 2C	1060
6	2	–	–	–	419738-0	•Spjällaxel	•Spindle	3		1070
7	2	–	–	–	419566-5	•Spjällskiva	•Shutter flap	3		1080
8	4	–	–	–	71849-4	•Skruv	•Screw		(943781)	1090
9	2	–	–	–	943097-6	•Hattplugg	•Plug	0		1100
10	2	–	–	–	419582-2	•Styrning	•Guide	3		1110
11	2	–	–	–	419580-6	•Fjäder	•Spring	2		1120
12	2	–	–	–	419749-7	•Hävarm	•Lever	3		1130
13	2	–	–	–	943780-7	•Låsbricka	•Lock washer	S		1140
14	2	–	–	–	19873-9	•Mutter	•Nut	0		1150
15	2	–	–	–	952075-0	•Propp	•Plug	0	TID UTF	1160
	1	–	–	–	952075-0	•Propp	•Plug		SEN UTF	1165
16	1	–	–	–		•Nippel	•Nipple		SE SIDA 2, 1-B05	1170
17	1	–	–	–		•Nippel	•Nipple		SE GRUPP 5. TID UTF	1180
						nippel	nipple		SE GRUPP 9. SEN UTF	1185
17a	1	–	–	–		•Nippel	•Nipple		SE GRUPP 5. SEN UTF	1186
18	1	–	–	–		•Nippel	•Nipple		SE GRUPP 3. TID UTF	1190
19	1	–	–	–	952069-3	•Propp	•Plug	0	SEN UTF	1200
20	2	–	–	–	418408-1	Styrhylsa	Guide sleeve	3		1210
21	18	–	–	–	953241-7	Pinnskruv	Stud	0	L 45	1220
22	2	–	–	–	953243-3	Pinnskruv	Stud	0	L 50	1230
23	ERF	–	–	–	419401-5	Bricka	Washer	1		1240
24	ERF	–	–	–	941907-8	Fjädrande bricka	Resilient washer	0		1250
25	20	–	–	–	955826-3	Mutter	Nut	0		1260
26	–	1	–	–	461051-5	Insugningsrör	Induction manifold	3	CH –74449. ERS AV	1270
									1 ST 461295–8, 1 ST	1271
									952075–0.	1272
	–	1	–	–	461295-8	Insugningsrör	Induction manifold		CH 74450–132566	1275
	–	1	–	–	461573-8	Insugningsrör	Induction manifold		CH 132567–	1276
26a	–	1	–	–	952075-0	Plugg	Plug		SEN UTF ALT 1.	1279
26b	–	1	–	–	947043-6	Nippel	Nipple		SEN UTF ALT2.(942461)	1281
26c	1	–	–	–	943513-2	Nippel	Nipple		CH 132567–. EXCL JAPAN	1282
26d	1	–	–	–	191026-4	Propp	Plug		JAPAN CH 132567–	1285
27	1	–	–	–	461635-5	Avgasrör	Exhaust manifold		EXCL USA,CAN.	1286
	1	–	–	–	461635-5	Avgasrör	Exhaust manifold		USA,CAN CH –132566.	1287
	1	–	–	–	461386-5	Avgasrör	Exhaust manifold		USA,CAN CH 132567–.	1288
28	1	–	–	–	461636-3	Avgasrör	Exhaust manifold		EXCL USA,CAN. (461035)	1290
	1	–	–	–	461636-3	Avgasrör	Exhaust manifold		USA,CAN CH –132566.	1291
									(461035).	1292
	1	–	–	–	461387-3	Avgasrör	Exhaust manifold		USA,CAN CH 132567–.	1293
28a	6	–	–	–	461578-7	Rör	Pipe		USA,CAN CH 132567–.	1295
28b	6	–	–	–	947370-3	Nippel	Nipple		USA,CAN CH 132567–.	1296
29	–	2	–	–	418408-1	Styrhylsa	Guide sleeve	3		1300
30	–	20	–	–	953241-7	Pinnskruv	Stud	0		1310
31	–	10	–	–	419401-5	Bricka	Washer	1		1320
32	–	10	–	–	941907-8	Fjädrande bricka	Resilient washer	0		1330
33	–	20	–	–	955826-3	Mutter	Nut	0		1340

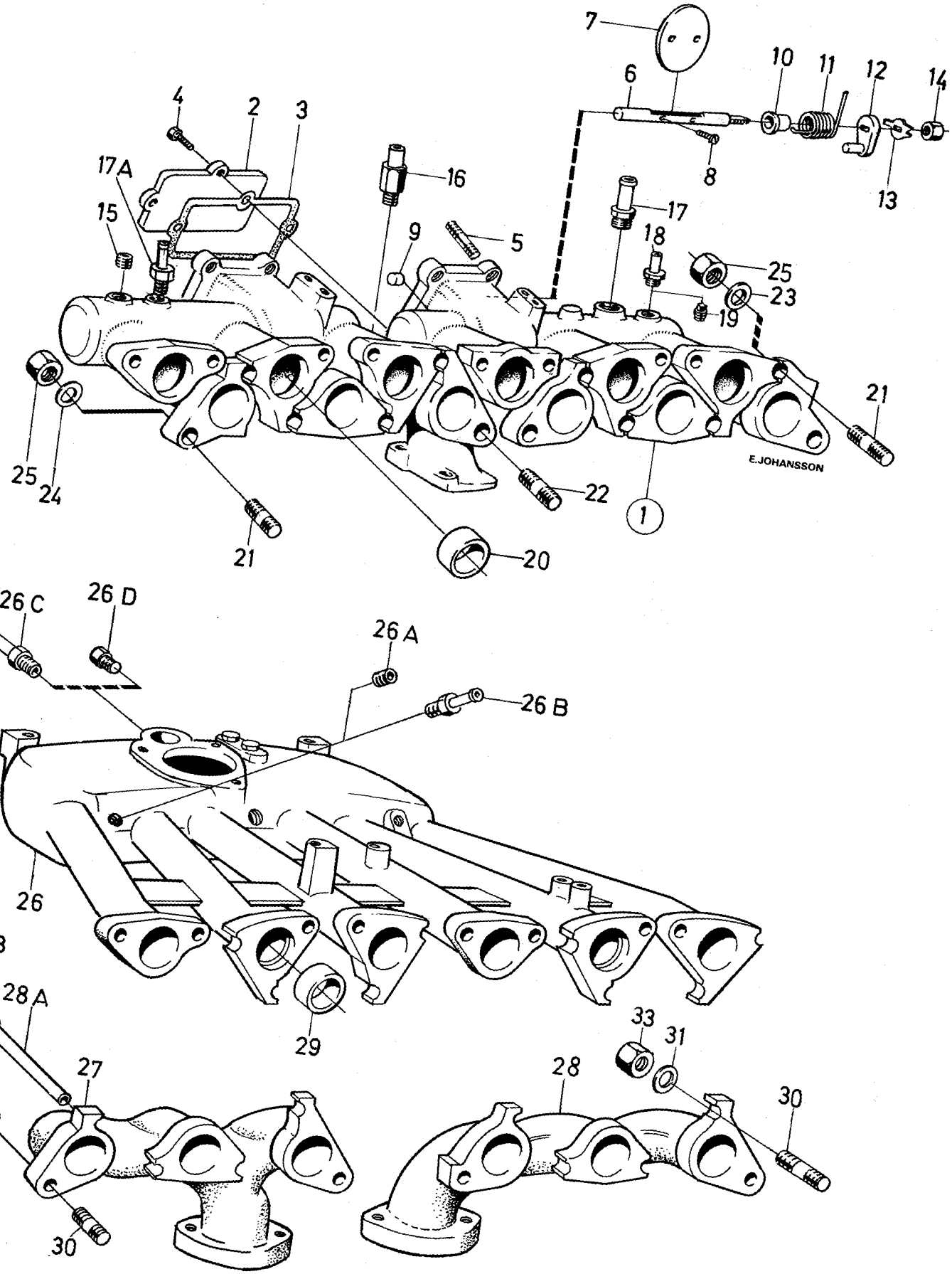

VOLVO PARTS
1 021 13991

Sida 18 Page | Grupp 2a Group | Smörjsystem Lubricating system | Illustration 13992 1975-03 | 0350

Pos. Fig.	Antal/Quantity				Detalj nr Part No	Benämning	Description	Sats Kit	Anmärkning Notes	
1	1	–	–	–	430109-9	Oljepump	Oil pump	3		0020
2	1	–	–	–		•Hus	•Housing	8		0040
3	2	–	–	–	18130-5	•Bussning	•Bushing	3		0060
4	1	–	–	–	430112-3	•Kuggdrev, kmpl	•Gear, cpl	3		0080
5	1	–	–	–		••Kuggdrev	••Gear	8		0100
6	1	–	–	–		••Axel	••Shaft	8		0120
7	1	–	–	–	430114-9	•Kugghjul	•Gear	3		0140
8	1	–	–	–	400605-2	•Kula	•Ball	3		0160
9	1	–	–	–	430161-0	•Fjäder	•Spring	3		0180
10	1	–	–	–	430199-0	•Lock	•Cover			0200
11	3	–	–	–	955514-5	•Skruv	•Screw	0	L 25	0220
	1	–	–	–	955515-2	•Skruv	•Screw	0	L 38	0240
12	4	–	–	–	941906-0	•Fjädrande bricka	•Resilient washer	0		0
13	1	–	–	–	418288-7	•Sil	•Strainer	3		0280
14	1	–	–	–	418289-5	•Låstråd	•Lock wire	S		0300
15	2	–	–	–	940135-7	Skruv	Screw	0		0
16	2	–	–	–	941907-8	Fjädrande bricka	Resilient washer			0340
17	1	–	–	–	418277-0	Drivhjul med axel	Drive gear and shaft	3		0360
18	1	–	–	–		Bussning	Bushing		SE SIDA 6, 1-B09	0
19	1	–	–	–	419539-2	Tryckrör	Delivery pipe			0400
20	2	–	–	–	418360-4	Gummiring	Rubber ring	S		0420
21	1	–	–	–	461113-3	Packning	Gasket	S	(430129)	0
22	1	–	–	–	430125-5	Oljesump	Sump	3		0460
23	1	–	–	–	190798-9	Propp	Plug	0		0480
24	1	–	–	–	18818-5	Packning	Packing	S		0500
25	24	–	–	–	942624-8	Skruv	Screw	0		0520
26	1	–	–	–	430043-0	Oljemätsticka	Dipstick		TID UTF	0540
27	1	–	–	–	418645-8	Rör	Pipe		TID UTF	0560
27a	1	–	–	–	461565-4	Oljemätsticka	Dipstick		SEN UTF	0570
27b	1	–	–	–	925054-9	•O–ring	•O–ring			0571
27c	1	–	–	–	462826-9	Rör	Pipe		SEN UTF	0575
27d	1	–	–	–	461667-8	Hållare	Retainer		B30F SEN UTF	0576
27e	1	–	–	–		Skruv	Screw		SE GRUPP 3	0577
28	1	–	–	–	418432-1	Oljefilter	Oil filter		(430143)	0580
29	1	–	–	–	418440-4	Nippel	Nipple		L 42	0620
	1	–	–	–	460232-2	Nippel	Nipple		L 85	0640
30	1	–	–	–	461081-2	Oljekylare	Oil cooler	3	7)	0660
31	1	–	–	–	952069-3	•Propp	•Plug	0	7)	0680
32	1	–	–	–	925255-2	Tätningsring	Seal ring	S	7)	0700
33	1	–	–	–	191701-2	Mutter	Nut	0	7)	0
34	1	–	–	–	824589-6	Bricka	Washer		7)	0740
35	1	–	–	–	461024-2	Vattentilloppsrör	Water inlet pipe		7)	0760
36	1	–	–	–	418445-3	Tätningsring	Seal ring	S	7)	0
37	2	–	–	–	940100-1	Skruv	Screw	0	7)	0800
38	2	–	–	–	941906-0	Fjädrande bricka	Resilient washer	0	7)	0820
39	1	–	–	–	418411-5	Tätningsring	Seal ring	S	7)	0
40	1	–	–	–	461027-5	Vattenavloppsrör	Water outlet pipe		7)	0860
41	1	–	–	–	418411-5	Tätningsring	Seal ring	S	7)	0880
42	180	–	–	–	943368-1	Slang	Hose	2	7)	0
43	2	–	–	–	943473-9	Slangklammer	Hose clip	0	7)	0920
44	2	–	–	–	461028-3	Klammer	Clamp	3	7)	0940
45	2	–	–	–	461029-1	Klammer	Clamp	3	7)	0960
46	4	–	–	–	955133-4	Skruv	Screw	0	7)	0980
47	1	–	–	–	460233-0	Oljekylare, ALT 1	Oil cooler, ALT 1		8) STD.	1000
									ERS AV 1ST 462663–6,	1020
									1ST 946681–4.	1040
	1	–	–	–	462663-6	Oljekylare, alt 2	Oil cooler, alt 2		8,18)	1060
48	1	–	–	–	952070-1	•Propp	•Plug		8)	1080
49	1	–	–	–	925255-2	Tätningsring för 460233	Seal ring for 460233	S	8)	1100
	1	–	–	–	946681-4	Tätningsring för 462663	Seal ring for 462663	S	8)	1120

7. B30 (496958, 496959). B30A (498202, 498203), tid utf.
8. B30A (498202,498203), SEN UTF. B30E TID UTF.
18. Reservdelsutförande. Replacement unit. Moteur de rechange. Austansch motore. Motores de recambio.

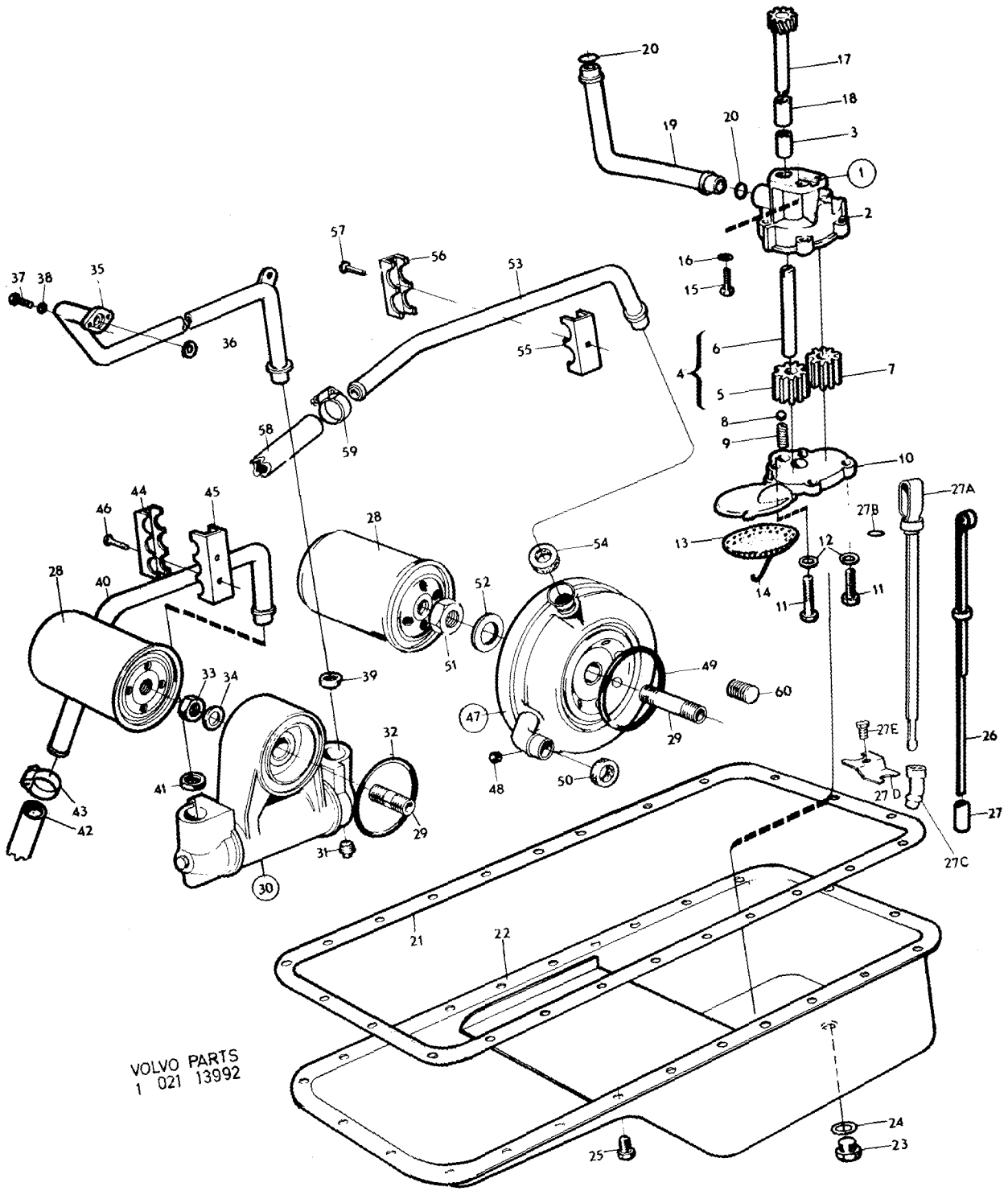
VOLVO PARTS
1 021 13992

Sida 20 Page | Grupp 2a Group | Smörjsystem Lubricating system | Illustration 13992 1975-03 | 0350

Pos. Fig.	Antal/Quantity				Detalj nr Part No	Benämning	Description	Sats Kit	Anmärkning Notes	
50	1	–	–	–	418411-5	Tätningsring	Seal ring	S	8)	1140
51	1	–	–	–	191701-2	Mutter	Nut	0	8)	1160
52	1	–	–	–	824589-6	Bricka	Washer		8)	1180
53	1	–	–	–	461231-3	Vattenavloppsrör	Water outlet pipe		8)	1200
54	1	–	–	–	418411-5	Tätningsring	Seal ring	S	8)	1220
55	2	–	–	–	460361-9	Klammer	Clamp	3	8)	1240
56	2	–	–	–	460364-3	Klammer	Clamp	3	8)	1260
57	2	–	–	–	960865-4	Skruv	Screw	0	8)	1280
58	180	–	–	–	943368-1	Slang	Hose	2	8)	1300
59	2	–	–	–	943473-9	Slangklammer	Hose clip	0	8)	1320
60	1	–	–	–	942734-5	Propp	Plug			1340

8. B30A (498202,498203), SEN UTF. B30E TID UTF.

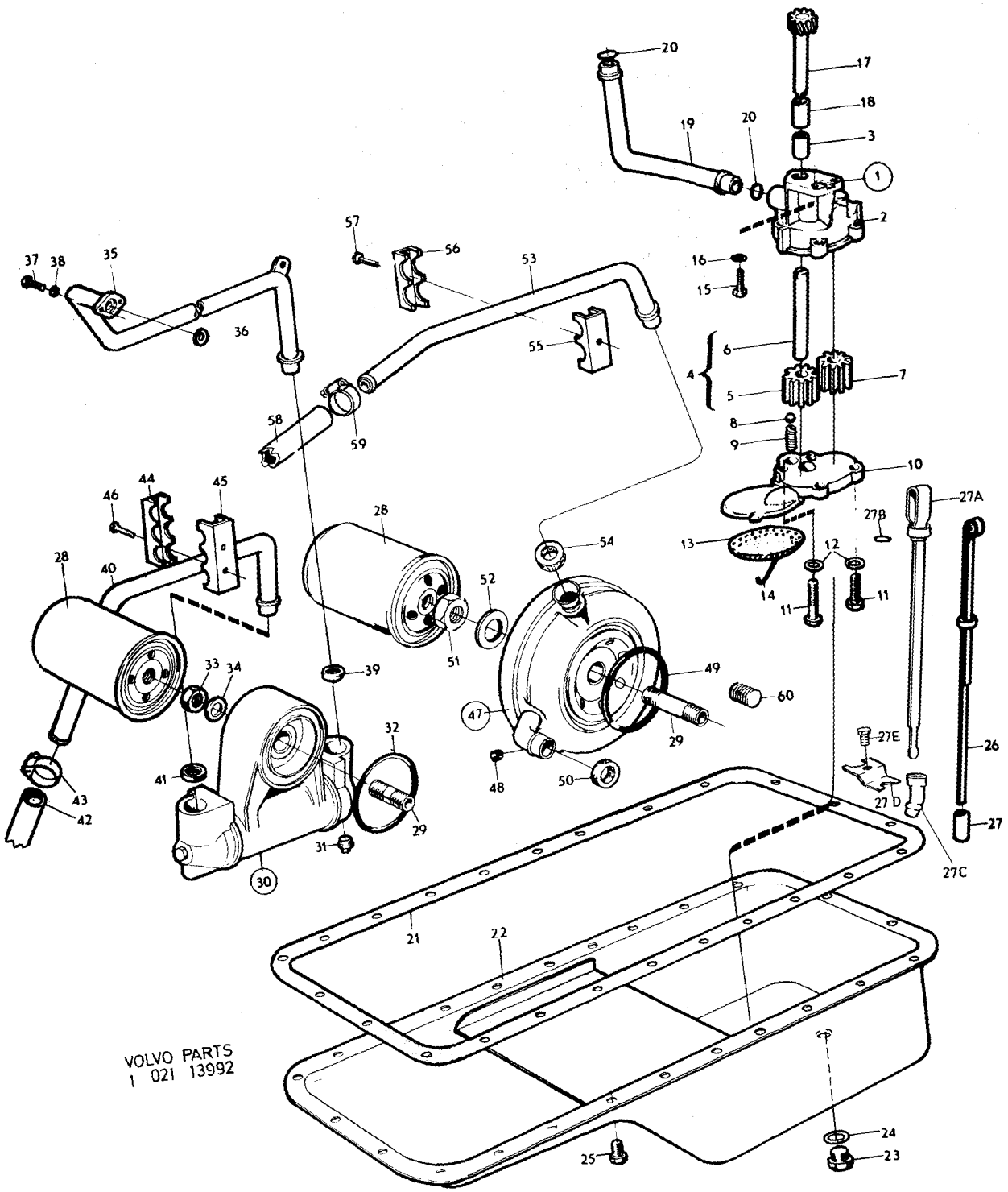
VOLVO PARTS
1 021 13992

Sida 22 Page | Grupp 2a Group | Cylinderlockspackningar och tillhörande tätningsringar | Cylinder head gaskets and related seals | Illustration 11716 | 1975-03 | 0400

Pos. Fig.	Antal/Quantity				Detalj nr Part No	Benämning	Description	Sats Kit	Anmärkning Notes	
	–	–	–	–		B30, B30A, ALT 1	B30, B30A, ALT 1		ROT 97–100	1010
1	1	–	–	–	430107-3	•Cylinderlockspackning	•Cylinder head gasket		TJ 0.8	1020
2	1	–	–	–	430172-7	•Tätningsring	•Seal ring		TJ 8.5	1030
3	1	–	–	–	430018-2	•Tätningsring	•Seal ring		TJ 8.5	1040
	–	–	–	–						1050
	–	–	–	–		B30, B30A, ALT 2	B30, B30A, ALT 2		ROT 90–97	1060
1	1	–	–	–	430260-0	•Cylinderlockspackning	•Cylinder head gasket		TJ 2.0	1070
2	1	–	–	–	430230-3	•Tätningsring	•Seal ring		TJ 9.5	1080
3	1	–	–	–	430229-5	•Tätningsring	•Seal ring		TJ 9.5	1090
	–	–	–	–						1100
	–	–	–	–		B30, B30A, ALT 3	B30, B30A, ALT 3		ROT 85–90	1110
1	1	–	–	–	430259-2	•Cylinderlockspackning	•Cylinder head gasket		TJ 2.5	1120
2	1	–	–	–	430273-3	•Tätningsring	•Seal ring		TJ 10.0	1130
3	1	–	–	–	430272-5	•Tätningsring	•Seal ring		TJ 10.0	1140
	–	–	–	–						1150
	–	–	–	–		B30E, ALT 1	B30E, ALT 1		ROT 97–100	1160
1	1	–	–	–	461056-4	•Cylinderlockspackning	•Cylinder head gasket		TJ 0.8	1170
2	1	–	–	–	430172-7	•Tätningsring	•Seal ring		TJ 8.5	1180
3	1	–	–	–	430018-2	•Tätningsring	•Seal ring		TJ 8.5	1190
	–	–	–	–						1200
	–	–	–	–		B30E, ALT 2, ALT 3	B30E, ALT 2, ALT 3		1) ROT 90–93, 85–90	1210
	–	–	–	–						1220
	–	–	–	–		B30F, ALT 1	B30F, ALT 1		ROT 90–93	1230
1	1	–	–	–	461618-1	•Cylinderlockspackning	•Cylinder head gasket		TJ 1.2 (461174).	1240
2	1	–	–	–	430172-7	•Tätningsring	•Seal ring		TJ 8.5	1250
3	1	–	–	–	430018-2	•Tätningsring	•Seal ring		TJ 8.5	1260
	–	–	–	–						1270
	–	–	–	–		B30F, ALT 2	B30F, ALT 2		ROT 85–90	1280
1	2	–	–	–	461618-1	•Cylinderlockspackning	•Cylinder head gasket		TJ 2X1.2 (461174).	1290
2	1	–	–	–	430273-3	•Tätningsring	•Seal ring		TJ 10.0	1300
3	1	–	–	–	430272-5	•Tätningsring	•Seal ring		TJ 10.0	1310

1. Vid åtgärd på B30E skall cylinderlocket ersättas av ett för B30F. Cylinderlockspackningar och tätningsringar enligt anvisning för B30F. When processing a B30E the cylinder head must be replaced by a cylinder head for the B30F. The cylinder head gaskets and seal rings should be used in accordance with the instructions for B30F engines. Lors de mesures prises sur le B30E, la culasse doit être remplacée par une culasse pour B30F. Les joints de culasses et rondelles d'étanchéité doivent être employés selon les indications concernant le B30F. Bei Massnahmen am B30E–Motor soll der Zylinderkopf durch einen B30F–Zylinderkopf ersetzt werden. Zylinderkopfdichtungen und Dichtungsringe werden lt. Anweisungen für den B30F–Motor verwendet. Al hacer reparaciones en los motores B30E la culata deberá substituirse por la correspondiente a los motores B30F. Las juntas de culata y anillos retén se utilizarán de acuerdo a las instrucciones correspondientes a los motores B30F.

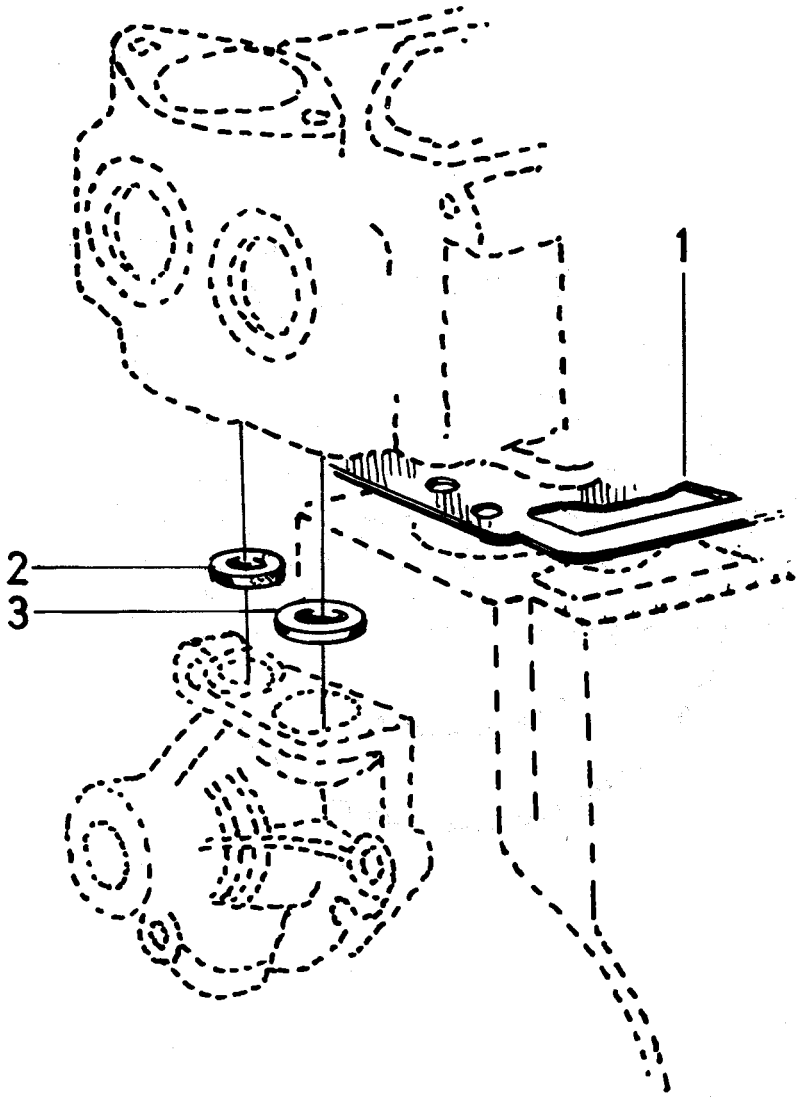

VOLVO PARTS
1 021 11716


VOLVO

GRUPP 2b
Kylsystem

INNEHÅLLSFÖRTECKNING	Sida	Koord
Kylsystem	2	C15
• Vattenpump	2	C15
• Fläkt, fläktrem	2	C15
• Termostat	4	C17
• Kylarslang	4	C17
• Kylarelement	4	C17
• Fläktkåpa, expansionskärl	6	C19

GRUPPE 2b
Kühlanlage

INHALTSVERZEICHNIS	Seite	Grid
Kühlanlage	2	C15
• Kühlwasserpumpe	2	C15
• Lüfter, Lüfterriemen	2	C15
• Thermostat	4	C17
• Kühlerschlauch	4	C17
• Kühlerblock	4	C17
• Lüftergehäuse, Ausgleichbehälter	6	C19

GROUP 2b
Cooling system

INDEX	Page	Grid
Cooling system	2	C15
• Water pump	2	C15
• Fan, fan belt	2	C15
• Thermostat	4	C17
• Radiator hose	4	C17
• Radiatorunit	4	C17
• Fan shroud, expansion tank	6	C19

GRUPO 2b
Sistema de refrigeración

INDICE	Página	Grid
Sistema de refrigeración	2	C15
• Bomba de agua	2	C15
• Ventilador, correas del ventilador	2	C15
• Termóstato	4	C17
• Mangueras del radiador	4	C17
• Radiador	4	C17
• Cubierta del ventilador, tanque de expansion	6	C19

GROUPE 2b
Système de refroidissement

TABLE DES MATIERES	Page	Grid
Système de refroidissement	2	C15
• Pompe à eau	2	C15
• Ventilateur, courroie de ventilateur	2	C15
• Thermostat	4	C17
• Tuyau de radiateur	4	C17
• Radiateur	4	C17
• Couvercle de ventilateur, réservoir d'expansion	6	C19

Sida 2 Grupp 2b Kylsystem Cooling system Illustration 8510 0050
Page Group 1975-12

Pos. Fig.	Antal/Quantity				Detalj nr Part No	Benämning	Description	Sats Kit	Anmärkning Notes	
1	1	–	–	–	430016-6	Vattenpump	Water pump		1,17,18)	0020
	1	–	–	–	461094-5	Vattenpump	Water pump	1	9)	0040
2	1	–	–	–		•Skovelhjul	•Impeller	8		0060
3	1	–	–	–	460839-4	•Tätning	•Seal		(430193)	0080
4	–	–	–	–		•Axel, kullager	•Shaft, ball bearing	8		0100
						avkastarring	deflector ring			0120
5	1	–	–	–	415058-7	•Låstråd	•Lock wire	1		0140
6	1	–	–	–	430201-4	•Nav för 430016	•Hub for 430016	3	L 62	0160
	1	–	–	–	461095-2	•Nav för 461094	•Hub for 461094	3	L 24	0180
7	1	–	–	–	430172-7	Tätningsring	Seal ring	S	B30,B30A,B30E,B30F.	0200
									ALT SE GRUPP 2A.	0220
8	1	–	–	–	430018-2	Tätningsring	Seal ring	S	B30,B30A,B30E,B30F.	0240
	–	–	–	–					ALT SE GRUPP 2A.	02[illegible]
9	1	–	–	–	430017-4	Packning	Gasket	S		028[illegible]
10	2	–	–	–	940159-7	Skruv	Screw	0	L 32	0300
	1	–	–	–	955527-7	Skruv	Screw	0	L 57	03[illegible]
11	3	–	–	–	941907-8	Fjädrande bricka	Resilient washer	S		034[illegible]
12	1	–	–	–	461181-0	Remskiva	Pulley	3	2, 13) (418293)	0360
	1	–	–	–	430281-6	Remskiva	Pulley	3	3, 14)	03[illegible]
	1	–	–	–	461181-0	Remskiva	Pulley	3	12) B30A	04[illegible]
13	1	–	–	–	461130-7	Drivrem, L 875, B 9,5	Drive belt, L 875, B 9,5		2) B30 ALT 1.	0420
	1	–	–	–	430284-0	Drivrem, L 875, B 7,0	Drive belt, L 875, B 7,0		3, 19) B30 ALT 2.	04[illegible]
	1	–	–	–	461130-7	Drivrem, L 875, B 9,5	Drive belt, L 875, B 9,5		12, 20) B30 ALT 3.	050[illegible]
									B30A ALT 1.	0520
	1	–	–	–	461671-0	Drivrem, L 888, B 12,0	Drive belt, L 888, B 12,0		21) B30A ALT 2.	0540
									B30E, B30F.	0560
14	1	–	–	–	679276-6	Fläkt, ALT 1	Fan, ALT 1	1	4).	0660
15	1	–	–	–	430200-6	Slirkoppling	Friction cluch	2	4)	0680
16	2	–	–	–	679409-3	Bricka	Washer	2	4)	0700
17	4	–	–	–	956558-1	Skruv	Screw	0	4)	0720
18	4	–	–	–	941906-0	Fjädrande bricka	Resilient washer	0	4)	0740
19	4	–	–	–	955825-5	Mutter	Nut	0	4)	0760
20	1	–	–	–	955535-0	Skruv	Screw	0	4)	0780
21	1	–	–	–	18721-1	Bricka	Washer	0	4)	0800
22	1	–	–	–	672740-8	Bricka	Washer	3	4)	0820
23	4	–	–	–	956567-2	Skruv	Screw	0	4)	0840
24	4	–	–	–	941907-8	Fjädrande bricka	Resilient washer	0	4)	0860
25	1	–	–	–	683541-7	Fläkt, ALT 2	Fan, ALT2	1	5).	0880
26	1	–	–	–	683542-5	Distansstycke	Spacer		5)	0900

1. B30 (496953) mo –16667. B30 (496954) mo –13637. B30 (496958) mo –2067. B30 (496959) mo –764.
2. B30 (496953) mo –6952. B30 (496954) mo –5516.
3. B30 (496953) mo 6953–23341. B30 (496954) mo 5517–20055. B30 (496958) mo –3656. B30 (496959) mo –1315.
4. 164 ch –32399 excl air–conditioning.
5. 164 ch–32399 Air conditioning.
9. B30 (496953) mo 16668–. B30 (496954) mo 13638–. B30 (496958) mo 2068–. B30 (496959) mo 765–. B30A, B30E, B30F.
12. B30 (496953) Mo 23342–. B30 (496954) Mo 20056–. B30 (496958) Mo 3657–. B30 (496959) Mo 1316–.
13. B30E. B30F.
14. Ers av 1 st 461181–0, 1 st 461258–1, 1 st 460214–0, 1 st 460481–5.
17. Ers för vagnar med slirkoppling för fläkt av 1 st 461094–5, 1 st 688035–5, 1 st 460531–7, 1 st 419676–2. Superseded for cars with friction slutch for fan by 1 461094–5, 1 688035–5, 1 460531–7, 1 419676–2. Est remplacé pour véhicules avec acouplement á glissement pour ventilateur par 1 461094–5, 1 688035–5, 1 460531–7, 1 419676–2. Wird für Wagen mit Rutschkupplung für Lüfter durch 1 461094–5, 1 688035–5, 1 460531–7, 1 419676–2 ersetzt. Se sustituye para vehiculos con acoplamiento de deslizamento para ventilador por 1 461094–5, 1 688035–5,1 460531–7, 1 419676–2.
18. Ers för vagnar utan slirkoppling för fläkt av 1 st 461094–5. Superseded for cars without friction clutch for fan by 1 461094–5. Est remplacé pour véhicules sans acouplement à glissement pour ventilateur par 1 461094–5. Wird für Wagen ohne Rutschkupplung für Lüfter durch 1 461094–5 ersetzt. Se sustiuye para vehículos sin acoplamiento de dislizamiento para ventilador por 461094–5.
19. Om byte av remskiva förekommit kan drivrem 460481–5 vara monterad. If a pulley has been replaced earlier it is possible that drive belt 460481–5 is fitted. Si un remplacement de poulie a eu lieu, la courroie d'entraînement 460481–5 peut être montée. Bei einem Austausch der Riemenscheibe ist möglicherweise der Riemen 460481–5 eingebaut. Si el cambio de una polea ha sido realizado puede la correa 460481–5 entonces ser montada.
20. B30A (498200) Mo 2605. B30A (498201) Mo–4103. B30A (498202) Mo–720. B30A (498203) Mo–393.
21. B30A (498200) MO 2606–. B30A (498201) MO 4104–. B30A (498202) MO 721–. B30A (498203) MO 394–. B30A (498176, 498177).

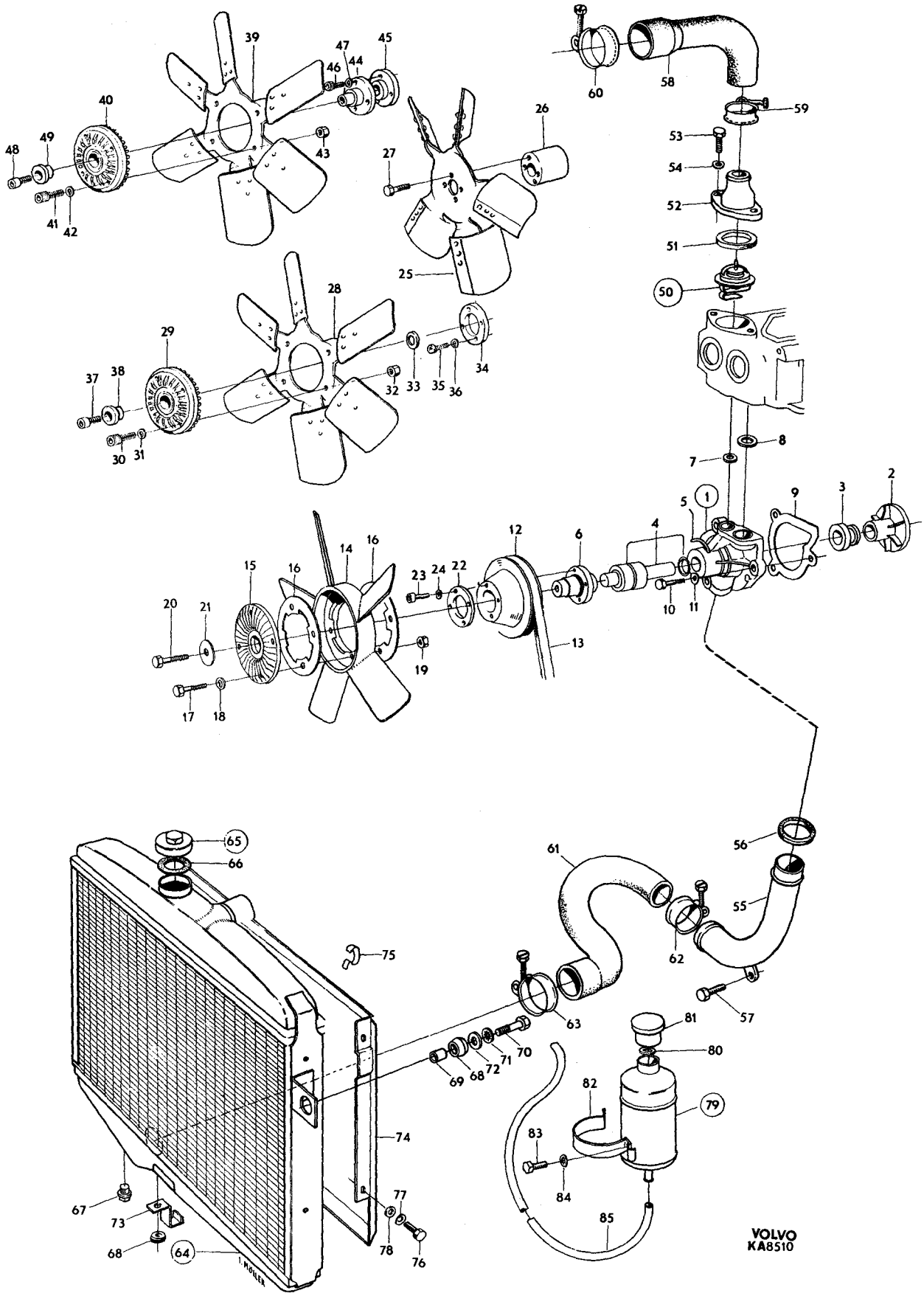
1
2
3
4
5
6
7
8
9
10
11
12
13
14
15
16
17
18
19
20
21
22
23
24
25
26
27
28
29
30
31
32
33
34
35
36
37
38
39
40
41
42
43
44
45
46
47
48
49
50
51
52
53
54
55
56
57
58
59
60
61
62
63
64
65
66
67
68
69
70
71
72
73
74
75
76
77
78
79
80
81
82
83
84
85
I. MÖLLER
VOLVO
KA8510

Sida 4 Page | Grupp 2b Group | Kylsystem | Cooling system | Illustration 8510 | 1975-12 | 0050

Pos. Fig.	Antal/Quantity				Detalj nr Part No	Benämning	Description	Sats Kit	Anmärkning Notes	
27	4	–	–	–	940136-5	Skruv	Screw	0	5)	0920
28	1	–	–	–	462648-7	Fläkt, ALT 3	Fan, ALT 3		5) (687133)	0940
29	1	–	–	–	462767-5	Slirkoppling	Friction clutch	2	5). (687132).	0960
30	4	–	–	–	956557-3	Screw	Screw	0	5)	0980
31	4	–	–	–	941906-0	Fjädrande bricka	Resilient washer	0	5)	1000
32	4	–	–	–	955825-5	Mutter	Nut	0	5)	1020
33	1	–	–	–	687148-7	Distansstycke	Spacer		5)	1040
34	1	–	–	–	672740-8	Bricka	Washer	3	5)	1060
35	4	–	–	–	956567-2	Skruv	Screw	0	5)	1080
36	4	–	–	–	941907-8	Fjädrande bricka	Resilient washer	0	5)	1100
37	1	–	–	–	956585-4	Skruv	Screw	0	5)	1120
38	1	–	–	–	419676-2	Bricka	Washer	2	5)	1140
39	1	–	–	–	687133-9	Fläkt, ALT 4	Fan, ALT 4	1	CH 32400–52789.	1160
	1	–	–	–	461260-2	Fläkt, ALT 5	Fan, ALT 5		CH 52790–135602	1180
	1	–	–	–	461517-5	Fläkt, ALT 6	Fan, ALT 6		CH 135603–	1200
40	1	–	–	–	462767-5	Slirkoppling	Friction clutch	2	6). (687132).	1220
41	4	–	–	–	956557-3	Skruv	Screw	0	6)	1240
42	4	–	–	–	941906-0	Fjädrande bricka	Resilient washer	0	6)	1260
43	4	–	–	–	955825-5	Mutter	Nut	0	6)	1280
44	1	–	–	–	460531-7	Kopplingsfläns	Clutch flange	2	CH 32400–.	1300
45	1	–	–	–	688035-5	Distansstycke	Spacer		6)	1320
46	4	–	–	–	956571-4	Skruv	Screw	0	6)	1340
47	4	–	–	–	941907-8	Fjädrande bricka	Resilient washer	0	6)	1360
48	1	–	–	–	956585-4	Skruv	Screw	0	CH 32400–52789.	1380
	1	–	–	–	945698-9	Skruv	Screw	0	CH 52790–.	1400
49	1	–	–	–	419676-2	Bricka	Washer	2	CH 32400–52789.	1420
	1	–	–	–	460530-9	Bricka	Washer	2	CH 52790–.	1440
50	1	–	–	–	273164-4	Termostatsats	Thermostat kit	1	ALT 1. 82 C.	1460
									EXCL USA, CAN.	1480
	1	–	–	–	273342-6	Termostatsats	Thermostat kit		82C USA, CAN.	1500
	1	–	–	–	273277-4	Termostatsats	Thermostat kit	1	ALT 2. 92 C	1520
51	1	–	–	–	418361-2	•Packning	•Gasket	S		1540
52	1	–	–	–	419333-0	Vattenavloppsrör	Water outlet pipe	2		1560
53	2	–	–	–	940135-7	Skruv	Screw	0		1580
54	2	–	–	–	941907-8	Fjädrande bricka	Resilient washer	0		1600
55	1	–	–	–	430019-0	Vattentilloppsrör	Water inlet pipe	3	15)	1620
	1	–	–	–	461030-9	Vattentilloppsrör	Water inlet pipe	3	16)	1640
56	1	–	–	–	430020-8	Gummiring	Rubber ring	S		1660
57	1	–	–	–	940186-0	Skruv	Screw	0		1680
58	1	–	–	–	679081-0	Kylarslang	Radiator hose	1	4)	1700
	1	–	–	–	686097-7	Kylarslang	Radiator hose	1	5,6)	1720
59	1	–	–	–	943477-0	Slangklammer	Hose clip		4) (951793)	1740
	1	–	–	–	943476-2	Slangklammer	Hose clip	0	5,6)	1760
60	1	–	–	–	951794-7	Slangklammer	Hose clip	0	4)	1780
	1	–	–	–	943477-0	Slangklammer	Hose clip	0	5,6)	1800
61	1	–	–	–	679082-8	Kylarslang	Radiator hose	1	4)	1820
	1	–	–	–	687141-2	Kylarslang	Radiator hose	1	5,6)	1840
62	1	–	–	–	943477-0	Slangklammer	Hose clip		4) (951793)	1860
	1	–	–	–	943476-2	Slangklammer	Hose clip	0	5,6).	1880
63	1	–	–	–	951794-7	Slangklammer	Hose clip	0	4)	1880
	1	–	–	–	943477-0	Slangklammer	Hose clip	0	5,6)	1900
64	1	–	–	–	252141-7	Kylarelement	Radiator unit	2	4,7,10)	1920

4. 164 ch –32399 excl air–conditioning.
5. 164 ch–32399 Air conditioning.
6. 164 ch 32400–.
7. För vagnar med växellåda M400, M410. För vagnar med växellåda BW35 utan oljekylning. For cars with M400, M410 gearboxes. For cars with non–oil cooled BW35 gearboxes. Pour véhicules avec boîte de vitesses M400, M410. Pour véhicules avec boîte devitesses BW35 sans refroidissement à huile. Für Wagen mit Getriebe M400, M410. Für Wagem mit Getriebe BW35 ohne Ölkühler. Para vehículos con caja de cambios M400, M410. Para vehículos con caja de cambios BW35 sin refrigerador de aceite.
10. Ers av 1 st 252184–7, 1 st 686097–7, 1 st 687141–2.
15. Utan oljekylare. Without oil cooler. Sans refroidisseur d'huile. Ohne Ölkühler. Sin enfriador de aceite.
16. Med oljekylare. With oil cooler. Avec refroidisseur d'huile Mit Ölkühler. Con enfriador de aceite

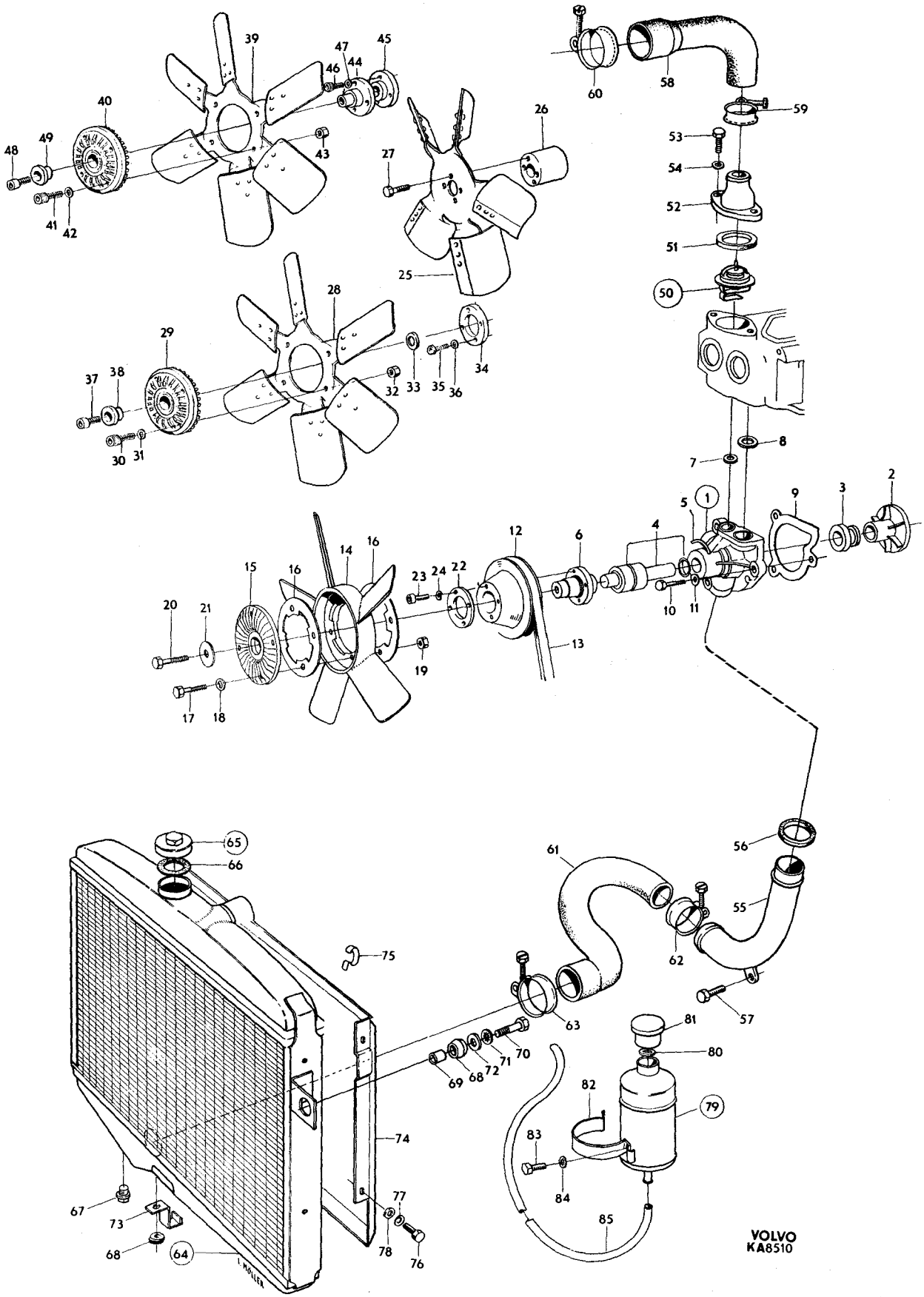
VOLVO
KA8510

Sida 6 / Page — Grupp 2b / Group — Kylsystem / Cooling system — Illustration 8510 — 0050 — 1975-12

Pos. Fig.	Antal/Quantity				Detalj nr Part No	Benämning	Description	Sats Kit	Anmärkning Notes	
	1	–	–	–	252184-7	Kylarelement	Radiator unit	2	CH 32400–. VXL M400, M410	1940 1960
	1	–	–	–	252170-6	Kylarelement	Radiator unit	2	4,8,11)	1980
	1	–	–	–	252185-4	Kylarelement	Radiator unit	2	5) CH 32400–. VXL BW35	2000 2020
65	1	–	–	–	461646-2	•Påfyllningslock	•Filler cap		(682294)	2040
66	1	–	–	–	676553-1	••Packning	••Gasket	1		2060
67	1	–	–	–	325865-4	•Propp för 252141	•Plug for 252141	3	TID UTF	2080
68	3	–	–	–	673989-0	Gummibussning	Rubber bushing	2		2100
69	2	–	–	–	663497-6	Hylsa	Sleeve	2		2120
70	2	–	–	–	940115-9	Skruv	Screw	0		2140
71	2	–	–	–	955950-1	Låsbricka	Lock washer	0		2160
72	2	–	–	–	960148-5	Bricka	Washer		TID UTF	2180
	6	–	–	–	960148-5	Bricka	Washer		SEN UTF	2200
73	1	–	–	–	686823-6	Konsol	Bracket			2220
74	1	–	–	–	682439-5	Fläktkåpa	Fan shroud	4	4)	2240
	1	–	–	–	686096-9	Fläktkåpa	Fan shroud	4	5,6)	2260
75	1	–	–	–	687149-5	Klammer	Clamp		5,6)	2280
76	4	–	–	–	955512-9	Skruv	Screw	0		2300
77	4	–	–	–	941906-0	Fjädrande bricka	Resilient washer		TID UTF	2320
78	4	–	–	–	960140-2	Bricka	Washer	0		2340
79	1	–	–	–	686834-3	Expansionskärl	Expansion tank	2		2360
80	1	–	–	–	687103-2	•Packning	•Gasket	1	TID UTF	2380
81	1	–	–	–	673233-3	Påfyllningslock	Filler cap	1		2400
82	1	–	–	–	679535-5	Klammer	Clamp			2420
83	2	–	–	–	955523-6	Skruv	Screw	0		2440
84	2	–	–	–	955949-3	Låsbricka	Lock washer	0	CH–119021.	2460
85	700	–	–	–	942700-6	Slang	Hose	1	4)	2480
	630	–	–	–	942700-6	Slang	Hose	1	5,6)	2500
	1	–	–	–	275564-3	Packningssats, vattenpump	Gasket kit, water pump			2520 2540

4. 164 ch –32399 excl air–conditioning.
5. 164 ch–32399 Air conditioning.
6. 164 ch 32400–.
8. För vagnar med växellåda BW35 med oljekylning. For cars with oil cooled BW35 gearboxes. Pour véhicules avec boîte de vitesses BW35 avec refroidissement à huile. Für Wagen mit Getriebe BW35 mit Ölkühler. Para vehículos con caja de cambios BW35 con refrigerador de aceite.
11. Ers av 1 st 252176, 1 st 686097, 1 st 687141.

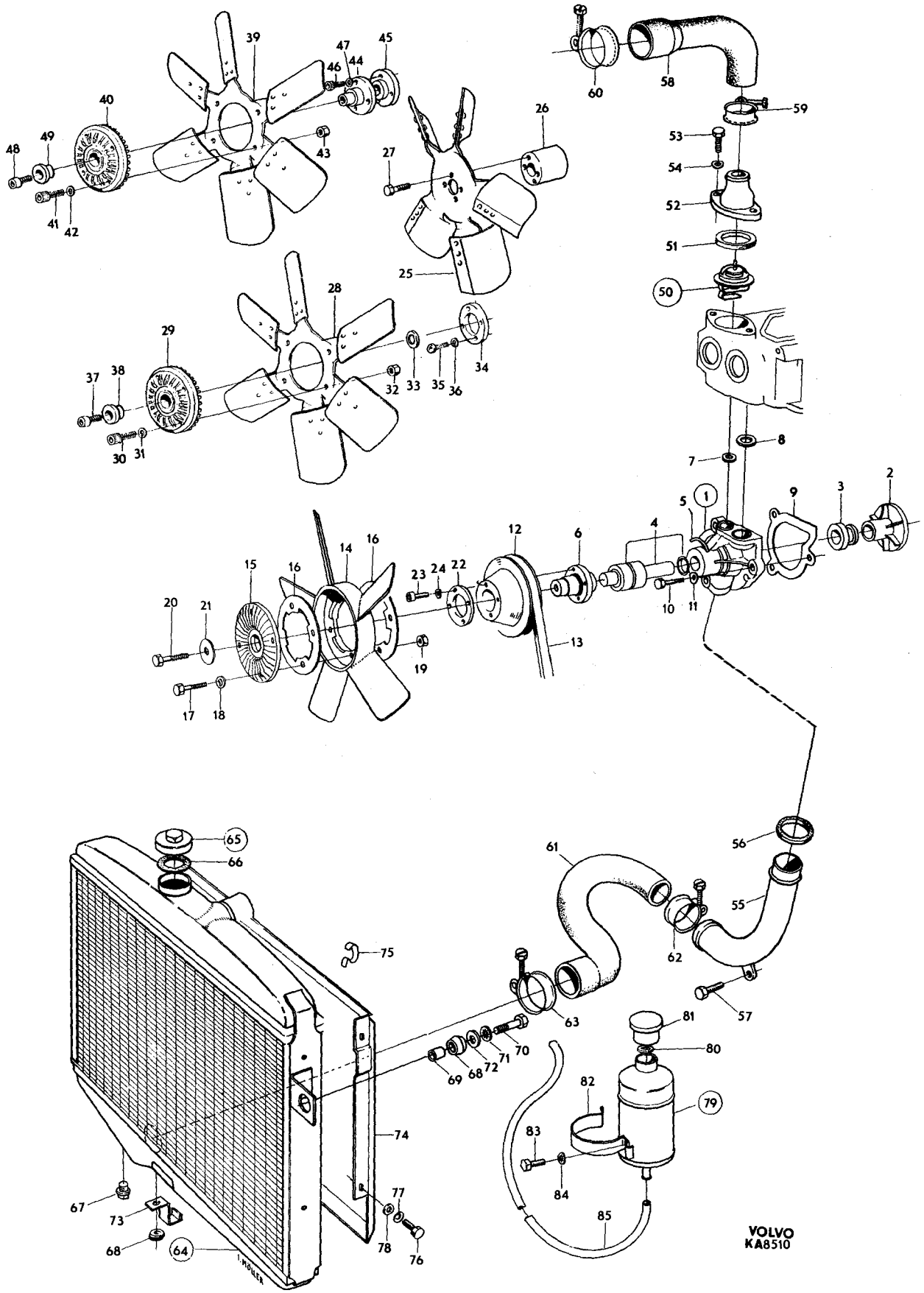
VOLVO
KA8510


VOLVO

1975–12

Grupp 2c Group
Sida 1 Page

GRUPP 2c
Bränsle- och avgassystem

INNEHÅLLSFÖRTECKNING

	Sida	Koord
Bränslesystem, förgasarmotor	2	D09
Bränslesystem, insprutningsmotor	10	D17
Bränslepump, bränslefilter, monteringsdetaljer, insprutningsmotor	18	E01
Bensintank och avdunstningskontroll, insprutningsmotor	22	E05
Luftinblåsning B30F	30	E13
Avgassystem, B30, B30A. B30E-F ch -102949	44	F03
Avgassystem, B30E-F ch 102950 -132566	48	F07
Avgassystem, ch 132567-, excl Japan	50	F09
Avgassystem, Japan ch 132567-	54	F13

GROUP 2c
Fuel and Exhaust systems

INDEX

	Page	Grid
Fuel system, carburetter engines,	2	D09
Fuel system, injection engines	10	D17
Fuel pump, fuel filter, installation parts, fuel injection engine	18	E01
Fuel tank and gas evaporite control, injection engine	22	E05
Air injection B30F	30	E13
Exhaust system, B30, B30A. B30E-F ch -102949	44	F03
Exhaust system, B30E-F ch 102950-132566	48	F07
Exhaust system, ch 132567-, excl Japan	50	F09
Exhaust system, Japan ch 132567-	54	F13

GROUPE 2c
Système d'alimentation et Système d'échappement

TABLE DES MATIERES

	Page	Grid
Système d'alimentation, moteur à carburateur	2	D09
Système d'alimentation, moteur à injection	10	D17
Pompe à essence, filtres à essence, pièces de montage, moteur à injection	18	E01
Réservoir d'essence et contrôle de l'évaporation, moteur à injection	22	E05
Admission d'air B30F	30	E13
Système d'écappement, B30, B30A. B30E-F ch -102949	44	F03
Système d'écappement, B30E-F ch 102950-132566	48	F07
Système d'écappement, ch 132567-, excl Japan	50	F09
Système d'écappement, Japan, ch 132567-	54	F13

GRUPPE 2c
Kraftstoff- und Auspuffanlage

INHALTSVERZEICHNIS

	Seite	Grid
Kraftstoffanlage, Vergasermotor	2	D09
Kraftstoffanlage, Einspritzmotor	10	D17
Kraftstoffpumpe, Kraftstoffilter, Einbauteile, Einspritzmotor	18	E01
Kraftstoffbehälter und Kondensattopf, Einspritzmotor	22	E05
Abgas-Spülpumpe, B30F	30	E13
Auspuffanlage, B30, B30A. B30E-F ch -102949	44	F03
Auspuffanlage, B30E-F ch 102950-132566	48	F07
Auspuffanlage, ch 132567-, excl Japan	50	F09
Auspuffanlage, Japan ch 132567-	54	F13

GRUPO 2c
Sistemas de combustión y de escape

INDICE

	Pág.	Grid
Sistema de combustion, motores a carburador	2	D09
Sistema de combustion, motor de inyección	10	D17
Bomba de combustible, filtro de combustible, piezas de montaje, motor de inyección	18	E01
Deposito de combustible, control de evaporación, motor de inyección	22	E05
Ingección de aire B30F	30	E13
Sistema de escape, B30, B30A. B30E-F ch -102949	44	F03
Sistema de escape, B30E-F ch 102950-132566	48	F07
Sistema de escape, ch 132567-, excl Japan	50	F09
Sistema de escape, Japan ch 132567-	54	F13

Sida / Page	Grupp / Group	Bränslesystem förgasarmotor / Fuel system carburetter engine	Illustration 12167 1975-12	0050
2	2c			

Pos. Fig.	Antal/Quantity				Detalj nr Part No	Benämning	Description	Sats Kit	Anmärkning Notes	
1	1	–	–	–	237342-1	Förgasare, främre	Carburetter, forward		CH–12199. ERS AV	1010
									237480–9	1020
	1	–	–	–	237439-5	Förgasare, främre	Carburetter, forward		CH 12200–32399. ERS	1030
									AV 237480–9	1040
	–	–	–	–		Det sida 34, 1-E17	Comps. page 34, 1-E17			1045
	1	–	–	–	237480-9	Förgasare, främre	Carburetter, forward		CH 32400–	1050
	–	–	–	–		Det sida 38, 1-E21	Comps. page 38, 1-E21			1055
2	1	–	–	–	237343-9	Förgasare, bakre	Carburetter, rear		CH –12199. ERS AV	1060
									237481–7	1070
	1	–	–	–	237440-3	Förgasare, bakre	Carburetter, rear		CH 12200–32399. ERS	1080
									AV 237481–7	1090
	–	–	–	–		Det sida 34, 1-E17	Comps. page 34, 1-E17			1095
	1	–	–	–	237481-7	Förgasare, bakre	Carburetter, rear		CH 32400–	1100
	–	–	–	–		Det sida 38, 1-E21	Comps. page 38, 1-E21			1110
3	2	–	–	–	419744-8	Skyddsplåt	Backing plate			1130
4	4	–	–	–	418754-8	Packning	Gasket	S		1140
5	8	–	–	–	953237-5	Pinnskruv	Stud			1150
6	8	–	–	–	955826-3	Mutter	Nut			1160
7	1	–	–	–	683719-9	Filterhus, underdel	Filter housing, lower			1170
8	4	–	–	–	683335-4	•Klammer	•Clip			1180
9	1	–	–	–	681609-4	Insats	Insert			1190
10	1	–	–	–	681607-8	Filterhus, överdel	Filter housing, upper			1200
11	2	–	–	–	680642-6	Packning	Gasket			1210
12	2	–	–	–		Bricka	Washer		SE SIDA 42, 1-F01	1220
13	6	–	–	–	955523-6	Skruv	Screw			1230
14	6	–	–	–	941907-8	Fjädrande bricka	Resilient washer			1240
15	1	–	–	–	684042-5	Spjällhus	Shutter housing		MLF. ULF, TID UTF	1250
16	1	–	–	–	673648-2	Gummiböj	Rubber elbow		MLF	1260
	1	–	–	–	460435-1	Slang	Hose		ULF, SEN UTF	1270
17	2	–	–	–	951798-8	Slangklammer	Hose clip		MLF	1280
	1	–	–	–	943480-4	Slangklammer	Hose clip		ULF, SEN UTF. (951797)	1290
18	1	–	–	–	944408-4	Slang	Hose			1300
19	1	–	–	–	684126-6	Slang	Hose		MLF. ULF, SEN UTF	1310
20	1	–	–	–	673647-4	Frontanslutning	Connection		MLF. ULF, SEN UTF	1320
21	2	–	–	–	951798-8	Slangklammer	Hose clip		MLF	1330
22	1	–	–	–	419704-2	Förvärmningsplåt	Pre–heating plate		MLF	1340
23	2	–	–	–	419712-5	Bygel	Brace		MLF	1350
24	2	–	–	–	955825-5	Mutter	Nut		MLF	1360
25	1	–	–	–	681853-8	Lock	Cover		ULF, TID UTF	1370
26	1	–	–	–	681852-0	Luftintag	Air intake		ULF, TID UTF	1380
27	1	–	–	–	951798-8	Slangklammer	Hose clip		ULF, TID UTF	1390
28	1	–	–	–		Ventilationsanordning	Ventilation unit		SE SIDA 42, 1-F01	1400
29	1	–	–	–	180759-3	Propp	Plug		CH 12200–.	1410
									EXCL USA, CAN.	1415
29a	1	–	–	–	943818-5	Nippel	Nipple		2)	1420
29b	1	–	–	–	418646-6	Plugg	Plug		2)	1430
30	1	–	–	–	943508-2	Trevägsförgrenin	Three–way union			1440
31	110	–	–	–	419797-6	Slang	Hose		2 ST L 55	1450
32	4	–	–	–	945650-0	Slangklammer	Hose clip		(943571)	1460
33	1	–	–	–	419852-9	Klammer	Clamp		CH 12200–	1470
34	1	–	–	–	419853-7	Klammer	Clamp			1480
35	1	–	–	–		Skruv	Screw		SE GRUPP 2B	1490
36	1020	–	–	–	419797-6	Slang	Hose			1500
37	2	–	–	–	945650-0	Slangklammer	Hose clip			1510
38	1	–	–	–		Bensinpump	Fuel pump		SE SIDA 32, 1-E15	1520
39	1	–	–	–	460678-6	Mellanlägg	Spacer			1530
40	1	–	–	–	61830-6	Packning	Gasket	S		1540
41	2	–	–	–	190524-9	Skruv	Screw			1550
42	2	–	–	–	941907-8	Fjädrande bricka	Resilient washer			1560
43	1	–	–	–		Bensintank, bränslerör	Fuel tank, fuel pipes		SE SIDA 4, 1-D11	1570
44	1	–	–	–		Avdunstningskontroll	Evaporite control system		SE SIDA 4, 1-D11	1580

2. USA, CAN Ch 12200–74449.

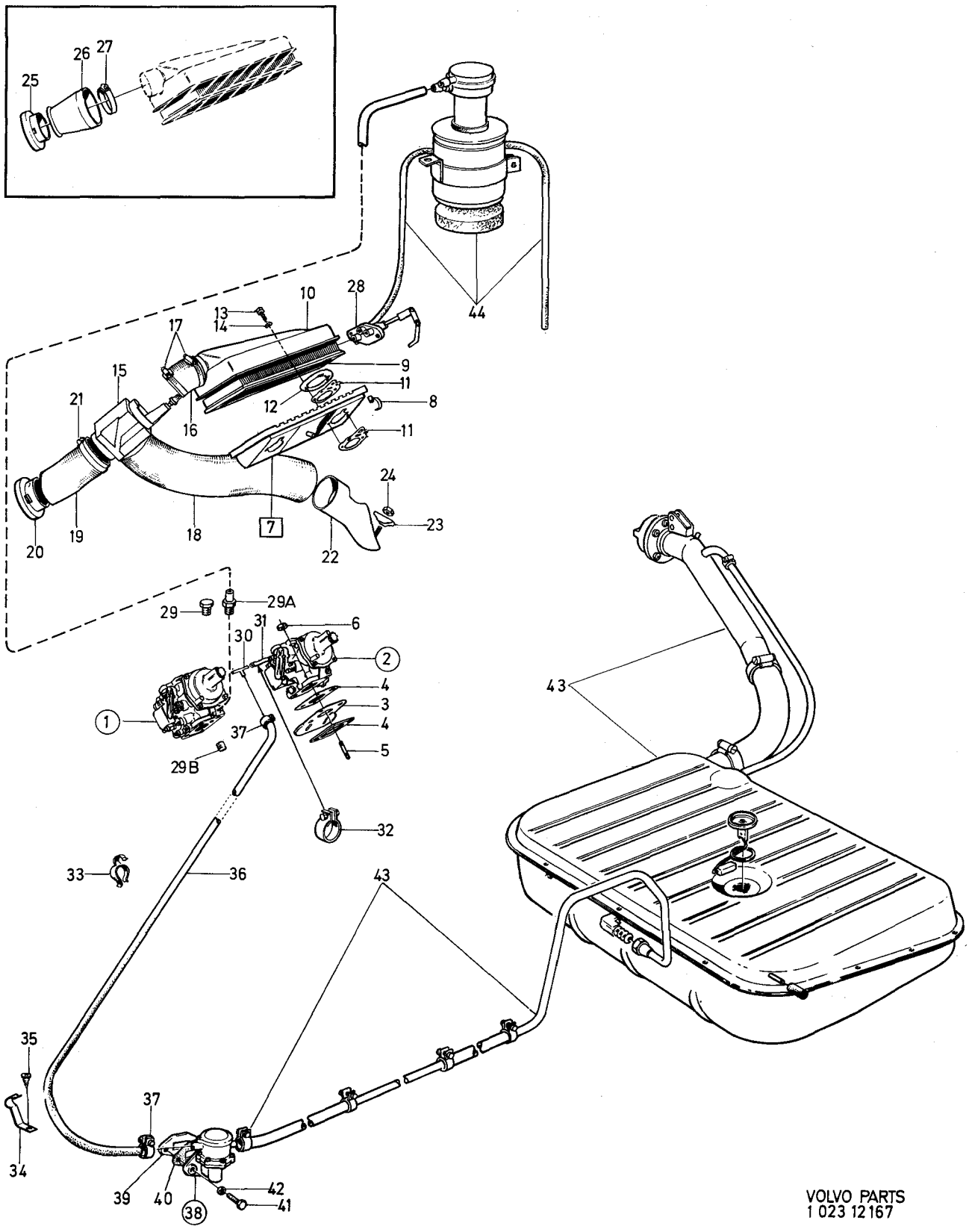

VOLVO PARTS
1 023 12167

Sida 4 Grupp 2c — Bensintank, avdunstnings-kontroll, bränslerör förgasarmotor — Fuel tank, evaporite control system, fuel pipes carburetter engine — Illustration 12168 1975-03 — 0100

Page Group

Pos. Fig.	Antal/Quantity				Detalj nr Part No	Benämning	Description	Sats Kit	Anmärkning Notes	
1	1	–	–	–		Bensintank med monteringsdetaljer	Fuel tank with installation components	8	CH –102949.	1010 1020
2	1	–	–	–	675228-1	•Bensintank, ALT 1	•Fuel tank, ALT 1		14). CH–32399.	1030
	–	–	–	–					USA, CAN CH–12199.	1040
	1	–	–	–	684072-2	•Bensintank, ALT 2	•Fuel tank, ALT 2		15). USA, CAN	1050
	–	–	–	–					CH 12200–32399.	1060
	1	–	–	–	683395-8	•Bensintank, ALT 3	•Fuel tank, ALT 3		16). CH 32400–59728.	1070
	1	–	–	–	1213748-5	•Bensintank, ALT 4	•Fuel tank, ALT 4		CH 52729–.	1080
3	1	–	–	–	686189-2	••Filter	••Filter		CH 32400–59728.	1090
	1	–	–	–	688593-3	••Filter	••Filter		CH 59729–	1100
4	1	–	–	–	687244-4	••Plugg	••Plug		CH 32400–59728.	1110
	1	–	–	–	685625-6	••Plugg	••Plug		CH 59729–	1120
5	1	–	–	–	191026-4	•Propp	•Plug			1130
6	1	–	–	–	952069-3	•Propp	•Plug		CH 32400–	1140
7	1	–	–	–	676912-9	•Tankarmatur	•Fuel gauge sender		CH –32399	1150
	–	–	–	–	687826-8	•Tankarmatur	•Fuel gauge sender		CH 32400–74449	1160
	–	–	–	–	687825-0	•Tankarmatur	•Fuel gauge sender		CH 74450–	1170
8	1	–	–	–	678670-1	••Packning	••Gasket		CH –32399	1180
	1	–	–	–	944219-5	•Packning	•Gasket		CH 32400–	1190
9	1	–	–	–	687245-1	•Tätningshylsa	•Seal sleeve		CH 32400–	1200
10	16	–	–	–	955138-3	•Skruv	•Screw			1210
11	1	–	–	–	675508-6	•Rör	•Pipe		CH –59728	1220
	1	–	–	–	1213863-2	•Rör	•Pipe		CH 59729–. (1211429)	1230
12	1	–	–	–	679963-9	•Packning	•Gasket			1250
13	4	–	–	–	955138-3	•Skruv	•Screw			1260
14	1	–	–	–	675515-1	•Lock	•Cover			1270
15	1	–	–	–	925068-9	••O–ring	••O–ring			1280
16	1	–	–	–	684063-1	••Packning	••Gasket			1290
17	2	–	–	–	950009-1	••Skruv	••Screw			1300
18	1	–	–	–	675505-2	•Handtag	•Handle			1310
19	1	–	–	–	675506-0	•Kolv	•Piston			1320
20	1	–	–	–	675507-8	•Fjäder	•Spring			1330
21	4	–	–	–	955890-9	•Bricka	•Washer			1340
22	2	–	–	–	907849-4	•Saxpinne	•Split pin			1350
23	1	–	–	–	955140-9	•Skruv	•Screw			1360
24	1	–	–	–	940090-4	•Bricka	•Washer			1370
25	1	–	–	–	675522-7	•Slang	•Hose		CH –59728	1380
	1	–	–	–	1211359-3	•Slang	•Hose		CH 59729–	1390
26	2	–	–	–	951796-2	•Slangklammer	•Hose clip			1400
27	ERF	–	–	–	941680-1	•Slang	•Hose		METERVARA	1410
28	2	–	–	–	951788-9	•Slangklammer	•Hose clip			1420
29	730	–	–	–	192034-7	•Slang	•Hose		USA,CAN CH –74449	1430
	670	–	–	–	192034-7	•Slang	•Hose		ALT 1. EXCL USA,CAN	1440
30	2	–	–	–	943843-3	•Slangklammer	•Hose clamp		USA,CAN CH –74449	1450
	1	–	–	–	943843-3	•Slangklammer	•Hose clamp		ALT 1	1460
31	1	–	–	–	88273-8	•Gummibussning	•Rubber bushing		ALT 1	1470
32	1	–	–	–	191404-3	•Klammer	•Clamp		ALT 1	1480
33	1	–	–	–	190208-9	•Klammer	•Clamp		ALT 1	1490
34	130	–	–	–	192034-7	•Slang	•Hose		ALT 2	1500
35	2	–	–	–	943843-3	•Slangklammer	•Hose clamp		ALT 2	1510
36	550	–	–	–	954314-1	•Rör	•Pipe		ALT 2	1520
37	1	–	–	–	941264-4	•Gummibussning	•Rubber bushing		ALT 2	1530
38	1	–	–	–	192248-3	•Klammer	•Clamp		ALT 2	1540
39	1	–	–	–	954343-0	•Vinkelförskruvning	•Elbow union		CH –32399	1550
	1	–	–	–	944155-1	•Vinkelförskruvning	•Elbow union		CH 32400–59728	1560
	1	–	–	–	945349-9	•Vinkelförskruvning	•Elbow union		CH 59729–79815	1570
40	1	–	–	–		•Bensinrör	•Fuel pipe		CH –52789. SE POS 87	1580
	1	–	–	–	688232-8	•Bensinrör	•Fuel pipe		CH 52790–79815	1590
41	1	–	–	–	954322-4	••Överfallmutter	••Cap nut		CH 52790–79815	1600

14. Ers av 1 st 1213748–5, 1 st 952069–3, 1 st 943843–3, 1 st 687245–1, 1 st 687826–8, 1 st 944219–5, 1 st 945349–9, 1 st 1211623–2.
15. Ers av 1 st 1213748–5, 1 st 952069–3, 1 st 687826–8, 1 st 944219–5, 1 st 945349–9, 1 st 1211623–2.
16. Ers av 1 st 1213748–5, 1 st 945349–9, 1 st 1211623–2.

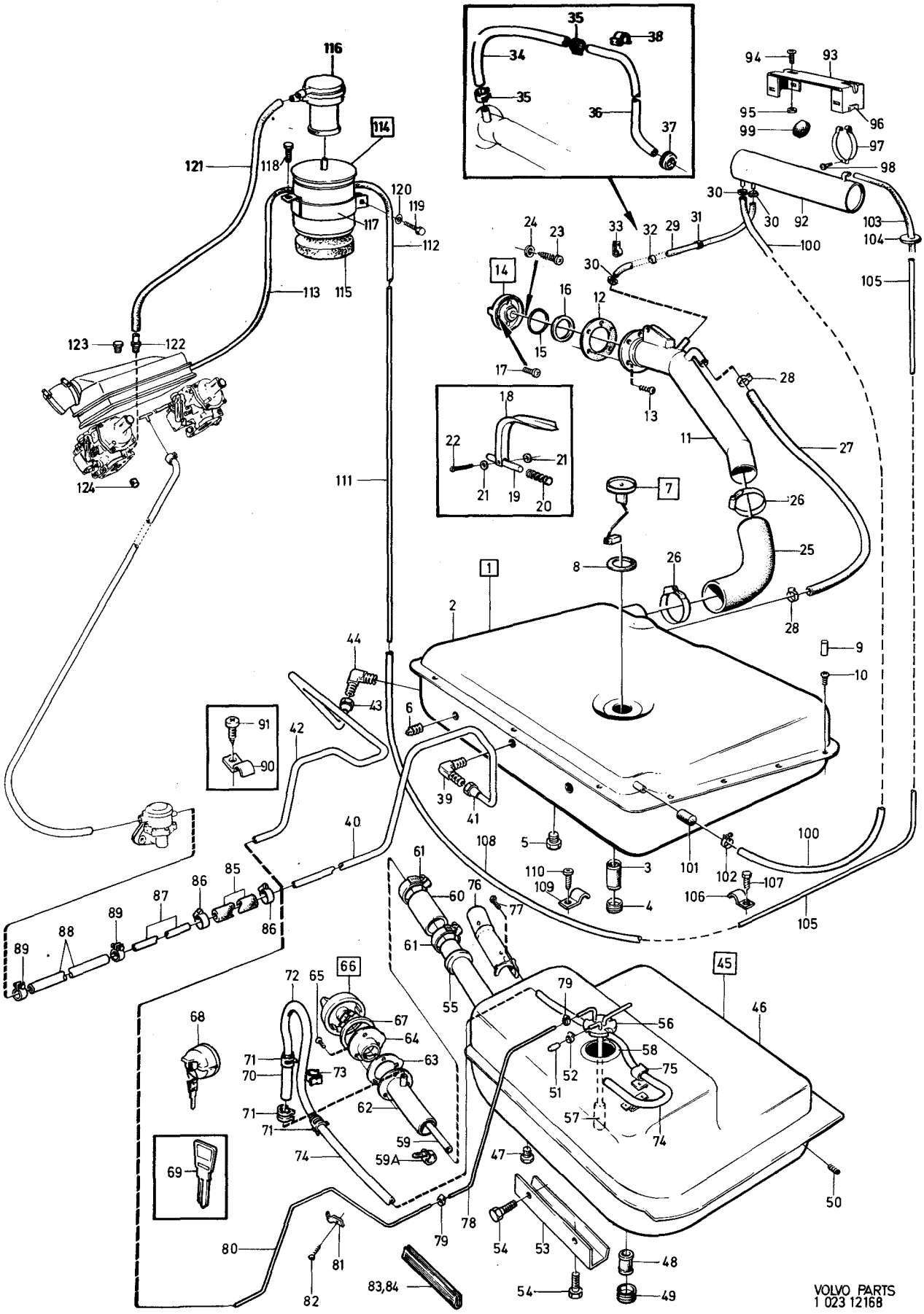
VOLVO PARTS
1 023 12168

Sida 6 Page | Grupp 2c Group | Bensintank, avdunstnings–kontroll, bränslerör förgasarmotor | Fuel tank, evaporite control system, fuel pipes carburetter engine | Illustration 12168 1975-12 | 0100

Pos. Fig.	Antal/Quantity				Detalj nr Part No	Benämning	Description	Sats Kit	Anmärkning Notes	
42	2210	–	–	–	941354-3	•Bundyrör	•Bundy piping		CH 79816–	1610
43	–	–	–	–	954322-4	•Överfallsmutter	•Cap nut		CH 79816–	1620
44	–	–	–	–	945349-9	•Vinkelförskruvning	•Elbow union		CH 79816–	1630
45	1	–	–	–		Bensintank med	Fuel tank with	8	CH 102950–	2010
	–	–	–	–		Monteringsdetaljer	Installation components			2020
x 46	1	–	–	–	1247618-0	•Bensintank	•Fuel tank		(1211984)	2030
47	1	–	–	–	191026-4	••Propp	••Plug			2040
48	1	–	–	–	688593-3	••Filter	••Filter			2050
49	1	–	–	–	685625-6	••Propp	••Plug			2060
50	1	–	–	–	946559-2	•Propp	•Plug		(952357)	2070
51	1	–	–	–	687245-1	•Tätningshylsa	•Seal sleeve			2080
52	1	–	–	–	943843-3	•Slangklammer	•Hose clip			2090
53	1	–	–	–	1203265-2	•Konsol	•Bracket			2100
54	8	–	–	–	946790-3	•Skruv	•Screw			2110
55	1	–	–	–	1213769-1	•Packning	•Gasket			2120
56	1	–	–	–	1214698-1	•Tankarmatur	•Fuel gauge sender			2130
57	1	–	–	–	1211175-3	•Filter	•Filter			2140
58	1	–	–	–	944219-5	•Packning	•Gasket			2150
59	1	–	–	–	1203455-9	•Slang	•Hose			2160
59a	1	–	–	–	943746-8	•Klamma	•Clamp			2165
60	1	–	–	–	1213508-3	•Slang	•Hose			2170
61	2	–	–	–	943479-6	•Slangklammer	•Hose clamp		(951795)	2180
62	1	–	–	–	1202688-6	•Skyddsrör	•Protector tube		(1213509)	2190
63	2	–	–	–	1213504-2	•Packning	•Gasket			2200
64	1	–	–	–	1213506-7	•Påfyllningsrör	•Filler tube			2210
65	3	–	–	–	956207-5	•Skruv	•Screw			2220
66	1	–	–	–	1213566-1	•Lock	•Cap		ALT 1 CH – 110116.	2230
									ERS AV 1ST 1203782–6.	2234
	1	–	–	–	1203782-6	•Lock	•Cap		ALT 1 CH 110117–	2236
67	1	–	–	–	684063-1	••Packning för 1213566	••Gasket for 1213566		CH – 110116	2240
	1	–	–	–	1203779-2	••Packning för 1203782	••Gasket for 1203782		CH 110117–	2245
68	1	–	–	–	283235-0	•Lock med två nycklar	•Cap with two keys		ALT 2	2250
69	1	–	–	–	1207300-3	•Nyckel (ämne)	•Key (blank)			2260
70	50MM	–	–	–	192034-7	•Slang	•Hose			2270
71	2	–	–	–	1211392-4	•Slangklammer	•Hose clamp			2280
72	520	–	–	–	954314-1	•Rör	•Pipe			2290
73	1	–	–	–	192248-3	•Klamma	•Clamp			2300
74	1140	–	–	–	192034-7	•Slang	•Hose			2310
75	2	–	–	–	191404-3	•Klamma	•Clamp			2320
76	1	–	–	–	1213914-3	•Skyddskåpa	•Casing			2330
77	3	–	–	–	955138-3	•Skruv	•Screw			2340
78	350	–	–	–	419796-8	•Slang	•Hose			2350
79	2	–	–	–	945652-6	•Slangklammer	•Hose clamp			2360
80	1660	–	–	–	941354-3	•Bundyrör	•Bundy piping			2370
81	ERF	–	–	–	951189-0	•Klammer	•Clamp			2380
82	ERF	–	–	–	190665-0	•Skruv	•Screw			2390
83	125	–	–	–	678238-7	•Skyddslist	•Protector moulding			2400
84	90MM	–	–	–	678238-7	•Skyddslist	•Protector moulding			2410
85	110	–	–	–	419796-8	Slang	Hose		CH 52790–	2420
86	2	–	–	–	945652-6	Slangklammer	Hose clamp		CH 52790–	2430
87	1	–	–	–	680593-1	Bensinrör	Fuel pipe		CH – 52789	2440
	1500	–	–	–	941354-3	Bundyrör	Bundy piping		CH 52790–	2450
88	205	–	–	–	419796-8	Slang	Hose			2460
89	2	–	–	–	945652-6	Slangklammer	Hose clamp			2470
90	ERF	–	–	–	951189-0	Klammer	Clamp			2480
91	ERF	–	–	–	191390-4	Skruv	Screw			2490
	ERF	–	–	–	190665-0	Skruv	Screw			2500
92	1	–	–	–	684069-8	Expansionstank	Expansion tank		2)	3010
93	1	–	–	–	684121-7	Konsol	Bracket		2)	3020
94	2	–	–	–	950021-6	Skruv	Screw		2)	3030
95	2	–	–	–	190320-2	Mutter	Nut		2)	3040
96	4	–	–	–	13319-9	Gummilist	Rubber moulding		2) L 20	3050

2. USA, CAN Ch 12200–74449.

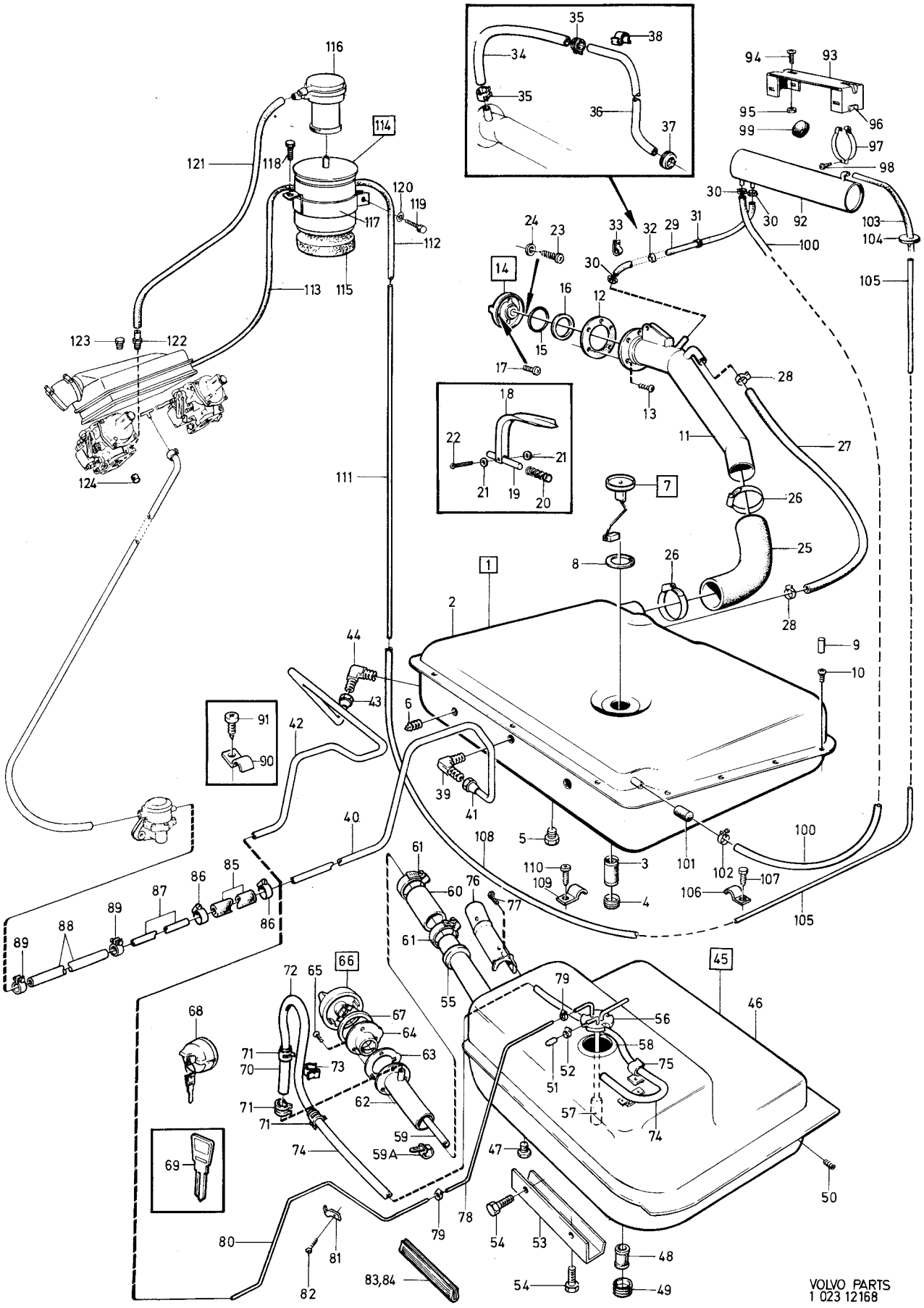
VOLVO PARTS
1 023 12168

Sida 8 Page | Grupp 2c Group | Bensintank, avdunstnings–kontroll, bränslerör förgasarmotor | Fuel tank, evaporite control system, fuel pipes carburetter engine | Illustration 12168 1975-03 | 0100

Pos. Fig.	Antal/Quantity				Detalj nr Part No	Benämning	Description	Sats Kit	Anmärkning Notes	
97	2	–	–	–	684122-5	Hållare	Retainer		2)	3060
98	2	–	–	–	955141-7	Skruv	Screw		2)	3070
99	1	–	–	–	941268-5	Gummiplugg	Rubber plug		2)	3080
100	1580	–	–	–	192034-7	Gummislang	Rubber hose		2)	3090
101	1	–	–	–	687245-1	Tätning	Seal		CH 32400–.	3100
									EXCL USA, CAN.	3105
102	1	–	–	–	943843-3	Slangklammer	Hose clip		CH 32400–. USA, CAN	3110
	–	–	–	–					CH 12200–74449.	3120
103	730	–	–	–	192034-7	Gummislang	Rubber hose		2)	3130
104	1	–	–	–	88273-8	Gummibussning	Rubber bushing		2)	3140
105	2120	–	–	–	954314-1	Bundyrör	Bundy piping		2)	3150
106	ERF	–	–	–	951188-2	Klammer	Clamp		2)	3[illegible]
107	ERF	–	–	–	190665-0	Skruv	Screw		2)	3[illegible]
108	110	–	–	–	192034-7	Gummislang	Rubber hose		2)	3180
109	1	–	–	–	951190-8	Klammer	Clamp		2)	3[illegible]
110	1	–	–	–	955138-3	Skruv	Screw		2)	3[illegible]
111	2250	–	–	–	954314-1	Bundyrör	Bundy piping		USA, CAN	3210
									CH 12200–52789.	3[illegible]
	2340	–	–	–	954314-1	Bundyrör	Bundy piping		USA, CAN	3[illegible]
									CH 52790–74449.	3225
112	850	–	–	–	192034-7	Gummislang	Rubber hose		2)	3[illegible]
113	270	–	–	–	944075-1	Gummislang	Rubber hose		2)	3[illegible]
114	1	–	–	–	460095-3	Kolfilter	Carbon filter		2) (419809)	3250
115	1	–	–	–	419908-9	•Förfilter	•Pre–filter			3260
116	1	–	–	–	460180-3	Vakuumventil	Vacuum valve		2)	3270
117	1	–	–	–	687361-6	Konsol	Bracket		2) (683376)	3280
118	3	–	–	–	190666-8	Skruv	Screw		2)	3290
119	1	–	–	–	955514-5	Skruv	Screw		2)	3300
120	1	–	–	–	941906-0	Fjädrande bricka	Resilient washer		2)	3310
121	600	–	–	–	419796-8	Gummislang	Rubber hose		USA, CAN	3320
									CH 12200–32399	3325
	300	–	–	–	419796-8	Gummislang	Rubber hose		USA, CAN	3330
									CH 32400–74449.	3335
122	1	–	–	–	946600-4	Nippel	Nipple		2) (943818)	3340
123	1	–	–	–	180759-3	Propp	Plug		CH 12200–.	3350
									EXCL USA, CAN.	3355
124	1	–	–	–	418646-6	Plugg	Plug		2)	3360

2. USA, CAN Ch 12200–74449.

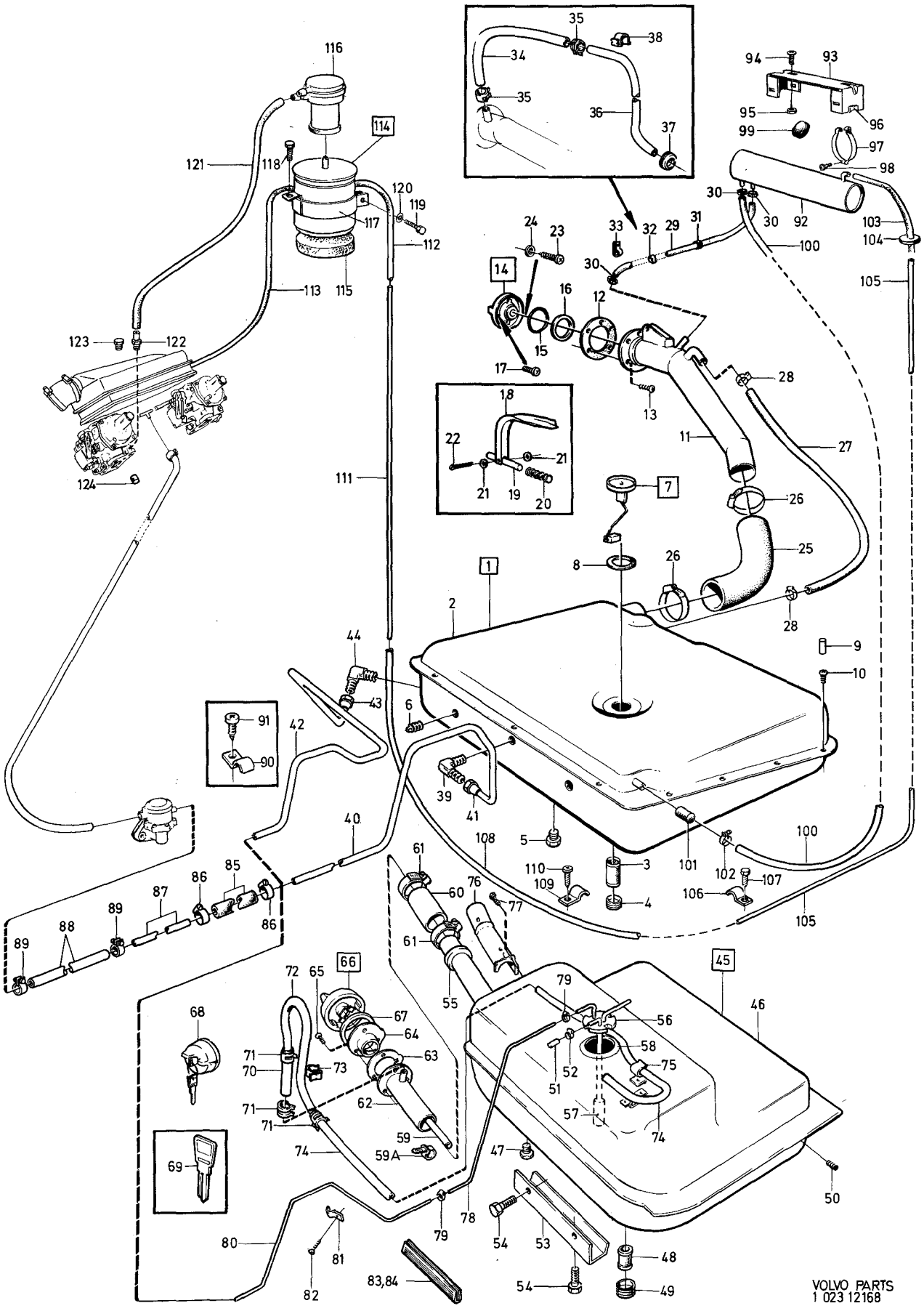
VOLVO PARTS
1 023 12168

Sida / Page	Grupp / Group	Bränslesystem insprutningsmotor / Fuel system fuel injection engine	Illustration 15009	0150
10	2c		1975-12	

Pos. Fig.	Antal/Quantity				Detalj nr Part No	Benämning	Description	Sats Kit	Anmärkning Notes	
1	1	–	–	–		Bensintank	Fuel tank		CH –102949	0020
									SE SIDA 22, 1-E05	0040
2	–	–	–	–		Bränslepump, bränsle– filter med monterings– detaljer	Fuel pump, fuel filter with installation components		CH –102949	0060
									SE SIDA 18, 1-E01	0080
										0100
3	–	–	–	–		Avdunstningskontroll	Gas evaporite		CH –102949	0120
									SE SIDA 22, 1-E05	0140
4	1	–	–	–		Bränslerör	Fuel pipe		CH –79525	0160
									SE SIDA 18, 1-E01	0180
	–	–	–	–		BRÄNSLERÖR MED MONTERINGSDETALJER	FUEL PIPE WITH IN– STALLATION□ COMPONENTS	8	CH –102949	0200
5	2570	–	–	–	941354-3	•Bundyrör	•Bundy piping		CH –74449	0240
	1840	–	–	–	941354-3	•Bundyrör	•Bundy piping		CH 74450–	02
6	110	–	–	–	947831-4	•Bränsleslang	•Fuel hose			0280
7	4	–	–	–	945652-6	•Slangklammer	•Hose clamp			0300
8	1250	–	–	–	941354-3	•Bundyrör	•Bundy piping			03
9	1550	–	–	–	941354-3	•Bundyrör	•Bundy piping			0340
10	110	–	–	–	947831-4	•Bränsleslang	•Fuel hose			0360
11	2100	–	–	–	941354-3	•Bundyrör	•Bundy piping			03
12	1	–	–	–	954322-4	•Överfallsmutter	•Cap nut			0400
13	1	–	–	–	954343-0	•Vinkelnippel	•Elbow nipple			0420
14	1	–	–	–		Bensintank	Fuel tank		CH 102950–	04
									SE SIDA 26, 1-E09	0460
15	–	–	–	–		Bränslepump, bränsle– filter med monterings– detaljer	Fuel pump, fuel filter with installation components		CH 102950–	0480
									SE SIDA 20, 1-E03	0500
										0520
16	–	–	–	–		Avdunstningskontroll	Gas evaporite		CH 102950–	0540
									SE SIDA 26, 1-E09	0560
	–	–	–	–		BRÄNSLERÖR MED MONTERINGSDETALJER	FUEL PIPE WITH IN– STALLATION□ COMPONENTS	8	CH 102950–122560	0580
17	360	–	–	–	947831-4	•Bränsleslang	•Fuel hose		CH –112881	0620
	205	–	–	–	947831-4	•Bränsleslang	•Fuel hose		CH 112882–	0640
18	1660	–	–	–	941354-3	•Bundyrör	•Bundy piping			0660
19	110	–	–	–	947831-4	•Bränsleslang	•Fuel hose			0680
20	4	–	–	–	945652-6	•Slangklammer	•Hose clamp			0700
21	1250	–	–	–	941354-3	•Bundyrör	•Bundy piping			0720
22	1550	–	–	–	941354-3	•Bundyrör	•Bundy piping			0740
23	110	–	–	–	947831-4	•Bränsleslang	•Fuel hose			0760
24	1660	–	–	–	941354-3	•Bundyrör	•Bundy piping			0780
25	350	–	–	–	947831-4	•Bränsleslang	•Fuel hose			08
26	ERF	–	–	–	945652-6	•Slangklammer	•Hose clamp			0820
	–	–	–	–		BRÄNSLERÖR MED	FUEL PIPE WITH IN–	8	CH 122561–	084
	–	–	–	–		MONTERINGSDETALJER	STALLATION□ COMPONENTS.			
27	205	–	–	–	947831-4	•Bränsleslang	•Fuel hose		CH –132566	0880
	130	–	–	–	947831-4	•Bränsleslang	•Fuel hose		CH 132567–	0900
28	2840	–	–	–	941354-3	•Bundyrör	•Bundy piping		CH –132566	09
	2850	–	–	–	946234-2	•Plaströr	•Plastic piping		CH 132567–	094
28a	2	–	–	–	947441-2	•Nippel	•Nipple		CH 132567–	0950
29	1550	–	–	–	941354-3	•Bundyrör	•Bundy piping		CH –132566	09
30	110	–	–	–	947831-4	•Bränsleslang	•Fuel hose		CH –132566	098
31	2	–	–	–	945652-6	•Slangklammer	•Hose clamp		CH –132566	1000
32	1660	–	–	–	941354-3	•Bundyrör	•Bundy piping		CH –132566	1020
33	3100	–	–	–	946234-2	•Plaströr	•Plastic piping		CH 132567–	1040
33a	2	–	–	–	947441-2	•Nippel	•Nipple		CH 132567–	1050
34	350	–	–	–	947831-4	•Bränsleslang	•Fuel hose		CH –132566	1060
	400	–	–	–	947831-4	•Bränsleslang	•Fuel hose		CH 132567–	1080
35	ERF	–	–	–	945652-6	•Slangklammer	•Hose clamp			1100
36	ERF	–	–	–	952624-5	Klammer	Clamp			1200
37	ERF	–	–	–	677980-5	Klammer	Clamp			1220
38	ERF	–	–	–	1221990-3	Klammer	Clamp		D8 X D6,4	1240
	ERF	–	–	–	1221991-1	Klammer	Clamp		D8 X D8	1260
39	ERF	–	–	–	960862-1	Skruv	Screw		L 9,5	1280
	ERF	–	–	–	190665-0	Skruv	Screw		L 13	1300

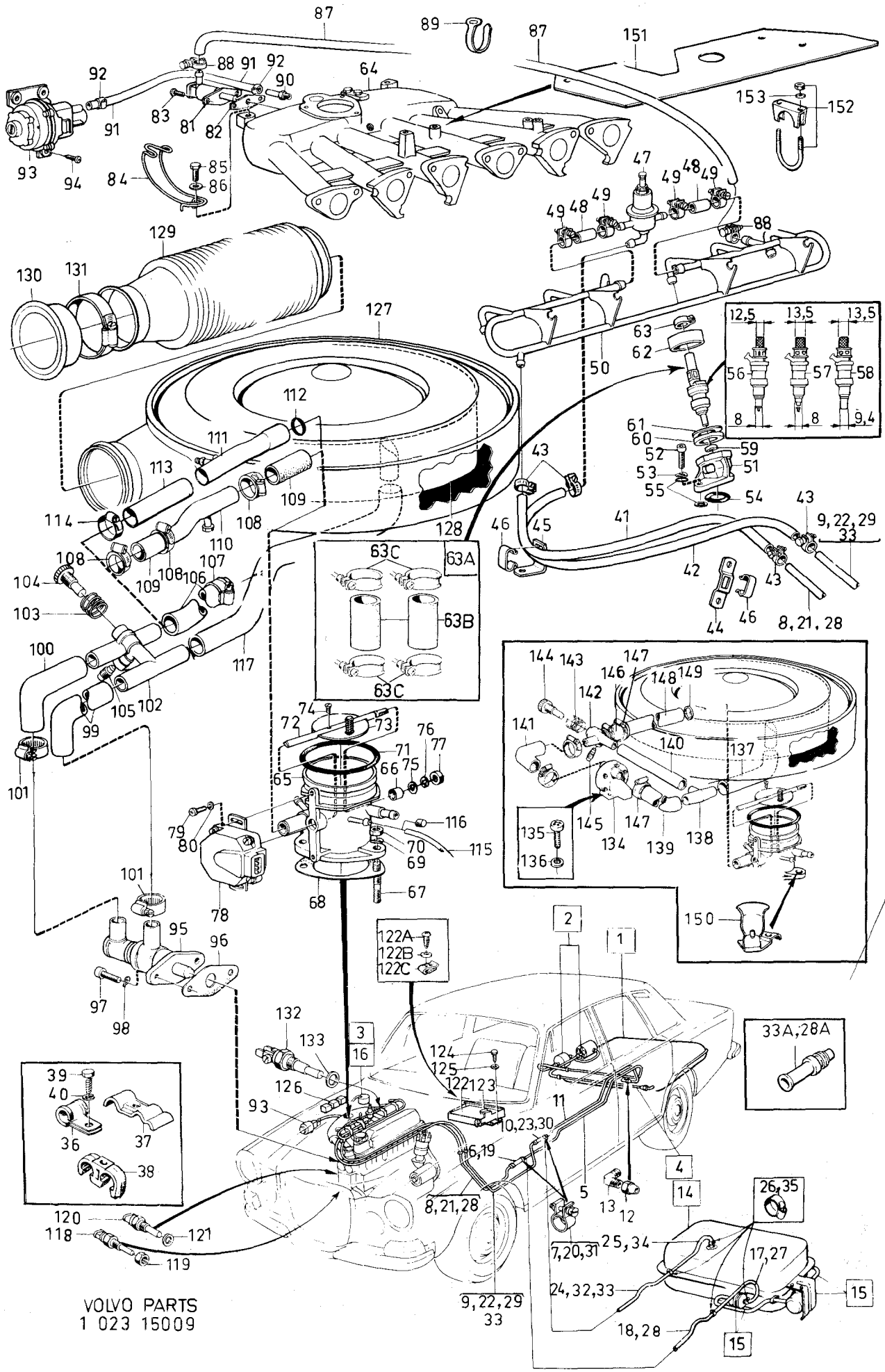

VOLVO PARTS
1 023 15009

Sida / Page	Grupp / Group	Bränslesystem insprutningsmotor / Fuel system fuel injection engine	Illustration 15009	0150
12	2c		1975-12	

Pos. Fig.	Antal/Quantity				Detalj nr Part No	Benämning	Description	Sats Kit	Anmärkning Notes	
	ERF	–	–	–	960863-9	Skruv	Screw		L 22	1320
40	ERF	–	–	–	940090-4	Fjäderbricka	Spring washer			1340
41	770	–	–	–	947831-4	Bränsleslang	Fuel hose		CH –132566	1360
	635	–	–	–	947831-4	Bränsleslang	Fuel hose		CH 132567–	1380
42	1065	–	–	–	947831-4	Bränsleslang	Fuel hose		CH –132566	1400
	910	–	–	–	947831-4	Bränsleslang	Fuel hose		CH 132567–	1420
43	4	–	–	–	945652-6	Slangklammer	Hose clamp			1440
44	1	–	–	–	460498-9	Konsol	Bracket		CH –132566	1460
45	2	–	–	–	461621-5	Konsol	Bracket			1480
46	2	–	–	–	460500-2	Klammer	Clamp			1500
47	1	–	–	–	243129-4	Tryckregulator	Pressure regulator		11)	1520
	1	–	–	–	461395-6	Tryckregulator	Pressure regulator		12)	1540
48	96MM	–	–	–	947831-4	Bränsleslang	Fuel hose		2 ST L 48	1
49	4	–	–	–	945652-6	Slangklammer	Hose clamp			1580
50	1	–	–	–	461052-3	Bränslerör	Fuel pipe			1600
51	6	–	–	–	419755-4	Hållare	Retainer			1
52	6	–	–	–	956570-6	Skruv	Screw			1640
53	6	–	–	–	941907-8	Fjädrande bricka	Resilient washer			1660
54	6	–	–	–	960218-6	O–ring (utan fiber– bricka. se pos 55)	O–ring (without fibre washer. see fig 55)		TID UTF. ERS AV 1 ST 960168–3, 2 ST 962658–1.	1 1720
	6	–	–	–	960168-3	O–ring (med fiber– bricka. se pos 55)	O–ring (with fibre washer. see fig 55)		SEN UTF	1 1760
55	12	–	–	–	962658-1	Fiberbricka	Fibre washer		SEN UTF	1780
56	6	–	–	–	241720-2	Insprutningsventil	Fuel injector		18) ERS AV 1 ST 461585–2, 1 ST 945651–8, 1 ST 461611–6.	1800 1820 1840 1860
57	6	–	–	–	462645-3	Insprutningsventil	Fuel injector		19) ERS AV 1 ST 461585–2, 1 ST 461611–6.	1880 1900 1920
x 58	6	–	–	–	461674-4	Insprutningsventil	Fuel injector		20) (461585)	1940
59	6	–	–	–	419785-1	Tätningsring för 241720 och 462645	Seal ring for 241720 and 462645		18, 19) DI 7,6 MM	1960 1980
	6	–	–	–	461611-6	Tätningsring för 461585	Seal ring for 461585		20) DI 8,6 MM	2000
60	6	–	–	–	419784-4	Tätningsring	Seal ring	S		2020
61	6	–	–	–	419795-0	Bricka	Washer			2040
62	6	–	–	–	419783-6	Låsring	Lock ring			2060
63	6	–	–	–	945650-0	Slangklammer för 241720	Hose clamp for 241720		18) M–12	2080
	6	–	–	–	945651-8	Slangklammer för 462645 och 461585	Hose clamp for 462645 and 461585		19, 20) M–13	2 2120
63a	3	–	–	–	1218622-7	Servicesats	Service kit			2125
63b	6	–	–	–		•Slang	•Hose	S		2
63c	12	–	–	–	948061-7	•Slangklammer	•Hose clamp	S		2135
64	1	–	–	–		Insugningsrör	Induction manifold		SE GRUPP 2A	2140
65	1	–	–	–	461190-1	Spjällhus	Throttle housing		CH –74449	2
	1	–	–	–	461354-3	Spjällhus	Throttle housing		CH 74450–	2
66	2	–	–	–	943912-6	•Bussning	•Bushing			2200
67	3	–	–	–	953465-2	Pinnskruv	Stud			2
68	1	–	–	–	461055-6	Packning	Packing	S		2
69	3	–	–	–	941907-8	Fjädrande bricka	Resilient washer			2260
70	3	–	–	–	955826-3	Mutter	Nut			2280
71	1	–	–	–	945435-6	O–ring	O–ring	S		2380
72	1	–	–	–	461191-9	Spjällaxel	Throttle shaft			2400

11. B30E(498102) Mo –3755. B30E(498103) Mo –4799. B30F(498100) Mo –4373. B30F(498101) Mo –10789.
12. B30E (498102) MO 3756–. B30E (498103) MO 4800–. B30E (498166, 498167). B30F (498100) MO 4374–. B30F (498101) MO 10790–. B30F (498164, 498165).
18. B30E(498102) MO –4573, B30E(498103) MO –6805, B30E(498110) MO –292, B30E(498111) MO –197, B30F(498100) MO –5573, B30F(498101) MO –16146.
19. B30E(498102) MO 4574–, B30E(498103) MO 6806–, B30e(498110) MO 293–, B30E(498111) MO 198–, B30E(498166) MO –784, B30E(498167) MO –1833. B30F(498100) MO 5574–, B30F(498101) MO 16147–, B30F(498164) MO –629, B30F(498165) MO –4238.
20. B30E(498166) MO 785–, B30E(498167) MO 1834–, B30E(498169, 498173, 498174), B30F(498164) MO 630–, B30F(498165) MO 4239–, B30F(498170, 498245, 498246, 498247, 498248).

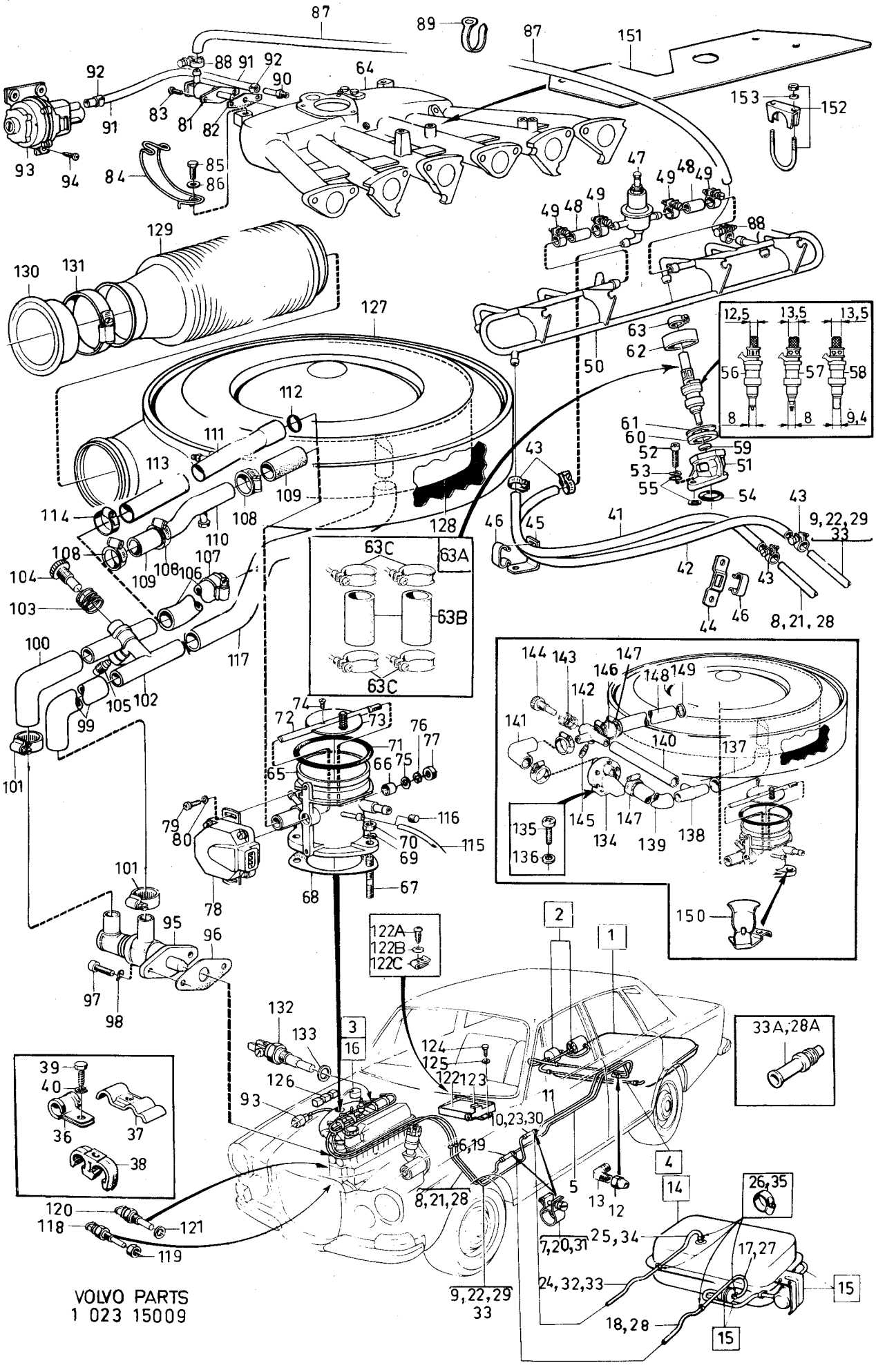
87
89
87
151
153
152
92
88
91
92
90
64
83
81
82
91
93
94
84
85
86
47
49
48
49
49
48
49
88
129
130
131
127
112
111
113
109
108
114
110
108
107
106
108
109
104
103
100
105
102
99
101
117
128
63C
63A
63B
63C
74
72
73
71
76
77
66
75
65
79
80
116
115
70
69
68
67
78
101
95
96
97
98
122A
122B
122C
2
1
3
16
132
133
126
93
124
125
122
123
11
10,23,30
16,19
8,21,28
4
14
5
13
12
7,20,31
26,35
25,34
17,27
24,32,33
15
18,28
15
9,22,29
33
39
40
36
37
38
120
118
121
119
VOLVO PARTS
1 023 15009
12,5
13,5
13,5
56
57
58
8
8
9,4
63
62
61
60
52
59
53
51
55
54
50
43
46
45
41
43
9,22,29
33
42
43
44
46
8,21,28
144
143
147
146
148
149
142
141
140
137
135
136
145
147
134
139
138
150
33A,28A

Sida 14 Page | Grupp 2c Group | Bränslesystem insprutningsmotor | Fuel system fuel injection engine | Illustration 15009 | 1975-12 | 0150

Pos. Fig.	Antal/Quantity				Detalj nr Part No	Benämning	Description	Sats Kit	Anmärkning Notes	
73	1	–	–	–	461192-7	Spjällskiva	Throttle disc		B30E CH –94817. B30F	2420
	1	–	–	–	461410-3	Spjällskiva	Throttle disc		B30E CH 94818–	2440
74	2	–	–	–	71849-4	Skruv	Screw		(943781)	2460
75	1	–	–	–	18696-5	Mellanlägg	Spacer			2480
76	1	–	–	–	951669-1	Spårryttare	Circlip			2500
77	1	–	–	–	944208-8	Filtring	Felt ring	S		2520
78	1	–	–	–	461560-5	Spjällkontakt	Throttle valve switch		(243366)	2540
79	2	–	–	–	956059-0	Skruv	Screw			2560
80	2	–	–	–	955891-7	Bricka	Washer			2580
81	1	–	–	–	461629-8	Kallstartventil	Cold start valve		(243363)	2600
82	1	–	–	–	419831-3	Packning	Packing			2620
83	2	–	–	–	950032-3	Skruv	Screw			2640
84	3	–	–	–	461189-3	Klammer	Clamp			
85	3	–	–	–	940100-1	Skruv	Screw			2680
86	3	–	–	–	960140-2	Bricka	Washer			2700
87	510	–	–	–	947831-4	Bränsleslang	Fuel hose			2720
88	2	–	–	–	945652-6	Slangklammer	Hose clamp			2740
89	1	–	–	–	946405-8	Klammer	Clamp			2760
90	1	–	–	–	944560-2	Nippel	Nipple		CH –132566	
	1	–	–	–	948489-0	Nippel	Nipple		CH 132567–	2790
91	270	–	–	–	947831-4	Bränsleslang	Fuel hose			2800
92	2	–	–	–	945652-6	Slangklammer	Hose clamp			
93	1	–	–	–	243183-1	Tryckgivare	Pressure sensor		B30E CH –132566.	2840
	1	–	–	–	243316-7	Tryckgivare	Pressure sensor		B30F URA CH –132566.	2860
	1	–	–	–	460835-2	Tryckgivare	Pressure sensor		B30F MRA CH –102949.	2880
	1	–	–	–	460835-2	Tryckgivare	Pressure sensor		B30F MRA CH 102950–	2900
									132566. EXCL CALIF.	2920
	1	–	–	–	462567-9	Tryckgivare	Pressure sensor		B30F MRA CALIF CH	2940
									102950–132566.	2960
	1	–	–	–	461583-7	Tryckgivare	Pressure sensor		USA,CAN VXL BW35	2980
									CH 132567–	2981
	–	–	–	–	243316-7	Tryckgivare	Pressure sensor		JAPAN VXL BW35	2982
									CH 132567–	2983
	–	–	–	–	461666-0	Tryckgivare	Pressure sensor		VXL M410 CH 132567–	2984
94	3	–	–	–	955138-3	Skruv	Screw			3000
95	1	–	–	–	461559-7	Tillsatsluftslid	Auxiliary air slide		CH –132566.	3020
96	1	–	–	–	419894-1	Packning	Gasket		CH –132566.	3040
97	2	–	–	–	956554-0	Skruv	Screw		CH –132566.	3060
98	2	–	–	–	941906-0	Fjädrande bricka	Resilient washer		CH –132566.	3080
99	1	–	–	–	461234-7	Gummislang	Rubber hose		CH –132566.	
100	1	–	–	–	461234-7	Gummislang	Rubber hose		CH –132566.	3120
101	2	–	–	–	943473-9	Slangklammer	Hose clamp		CH –132566.	3140
102	1	–	–	–	461214-9	Ventilhus	Valve housing		CH –132566.	3160
103	1	–	–	–	461223-0	Fjäder	Spring		CH –132566.	3180
104	1	–	–	–	461222-2	Skruv	Screw		CH –132566.	3200
105	1	–	–	–	237568-1	Plugg	Plug		UAC. CH –132566.	
106	330	–	–	–	192358-0	Gummislang	Rubber hose		URA CH –132566.	3240
107	1	–	–	–	943473-9	Slangklammer	Hose clip		URA CH –132566	3260
108	4	–	–	–	943473-9	Slangklammer	Hose clip		MRA CH –102949.	
109	130	–	–	–	192358-0	Gummislang	Rubber hose		MRA CH –102949.2X65	3300
110	1	–	–	–		Anslutningsrör	Union manifold		MRA CH –102949.	3320
									SE SIDA 44, 1-F03	3340
111	1	–	–	–		Anslutningsrör	Union manifold		MRA CH 102950–132566.	3360
									SE SIDA 48, 1-F07	3380
112	1	–	–	–	461445-9	Tätningsring	Seal ring		MRA CH 102950–132566.	3400
113	130	–	–	–	192358-0	Gummislang	Rubber hose		MRA CH 102950–	3420
114	2	–	–	–	943473-9	Slangklammer	Hose clip		MRA CH 102950–	3440
115	340	–	–	–	192055-2	Slang	Hose		MRA	3460
116	1	–	–	–	418646-6	Plugg	Plug		URA	3480
117	1	–	–	–	461233-9	Gummislang	Rubber hose		CH –132566	3500
118	1	–	–	–	241810-1	Temperaturgivare	Temperature sender			3520
119	1	–	–	–	955782-8	Mutter	Nut			3540
120	1	–	–	–	241726-9	Temperaturgivare	Temperature sender			3560

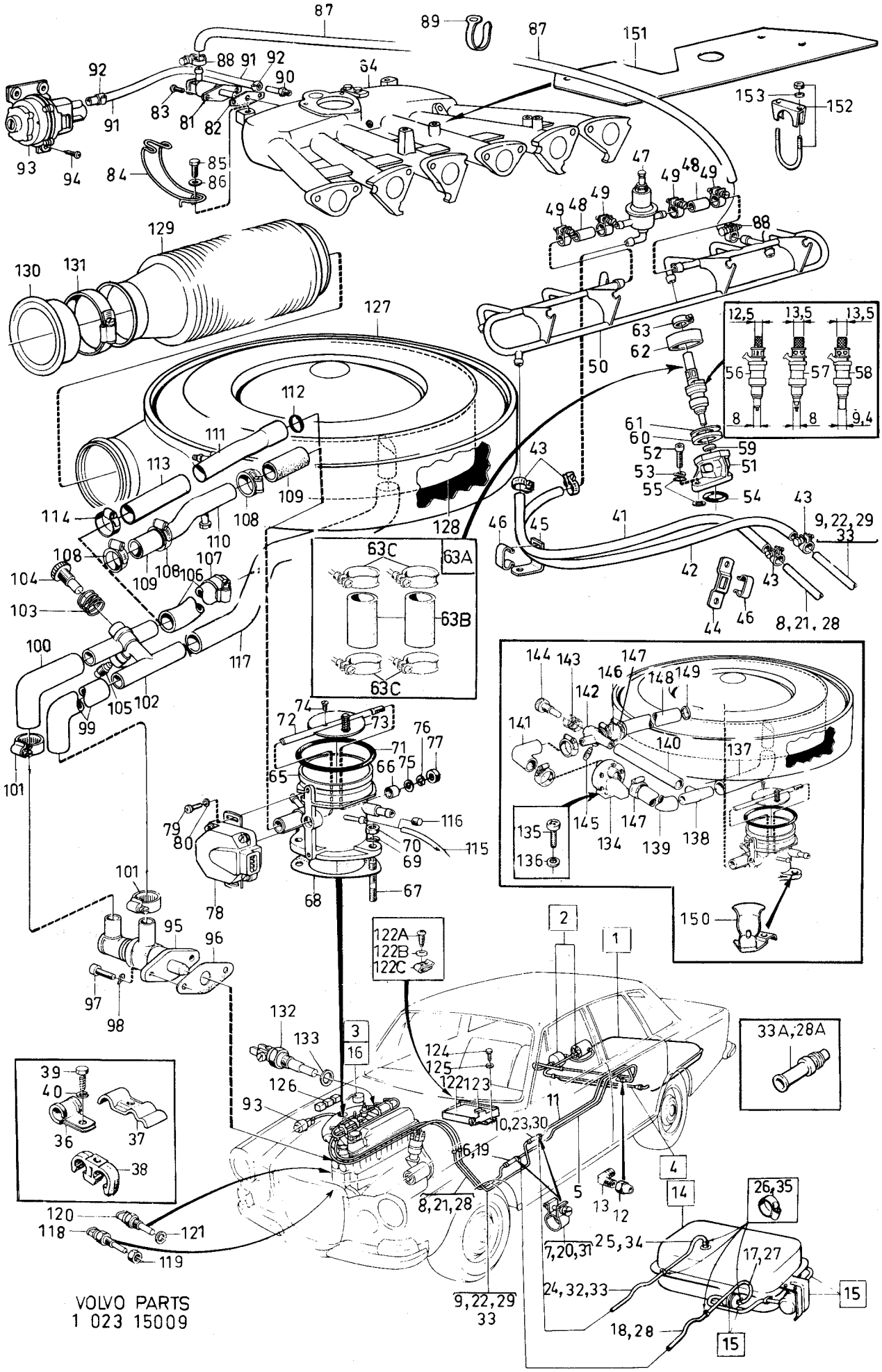

VOLVO PARTS
1 023 15009

Sida 16 Page | Grupp 2c Group | Bränslesystem insprutningsmotor | Fuel system fuel injection engine | Illustration 15009 | 1975-12 | 0150

Pos. Fig.	Antal/Quantity				Detalj nr Part No	Benämning	Description	Sats Kit	Anmärkning Notes	
121	1	–	–	–	957173-8	Packning	Packing	S		3580
122	1	–	–	–	243126-0	Styrenhet	Control unit		CH – 102949	3600
	1	–	–	–	243126-0	Styrenhet	Control unit		CH 102950 – 132566 EXCL B30F BW35 CALIF.	3620 3640
	1	–	–	–	462568-7	Styrenhet	Control unit		B30F BW35 CALIF CH 102950 – 132566.	3660 3680
	1	–	–	–	461503-5	Styrenhet	Control unit		CH 132567 – EXCL JAPAN	3700
	–	–	–	–	243126-0	Styrenhet	Control unit		JAPAN CH 132567 –	3710
122a	2	–	–	–	190665-0	Skruv	Screw			3715
122b	2	–	–	–	192292-1	Bricka	Washer			3716
122c	2	–	–	–	191391-2	Fjädermutter	Spring nut			3717
123	1	–	–	–	688955-4	Skyddsplåt	Backing plate		CH – 102949	3720
	1	–	–	–	1207723-6	Skyddsplåt	Backing plate		CH 102950 – 132567	3740
	1	–	–	–	1203466-6	Konsol	Bracket		USA,CAN	3760
124	6	–	–	–	190666-8	Skruv	Screw		CH – 132566	3780
	4	–	–	–	955137-5	Skruv	Screw		USA,CAN	3800
125	6	–	–	–	955893-3	Bricka	Washer			3820
126	–	–	–	–		Reläer	Relays		SE GRUPP 3	3840
127	1	–	–	–	686224-7	Luftfilter	Air filter			3860
128	1	–	–	–	461177-8	•Filterinsats	•Filter insert			3880
129	1	–	–	–	686240-3	Slang	Hose			3900
130	1	–	–	–	673647-4	Luftintag	Air intake			3920
131	1	–	–	–	951798-8	Slangklammer	Hose clamp			3940
132	1	–	–	–	243130-2	Termotidgivare	Thermal – time sensor			3960
133	1	–	–	–	957178-7	Packning	Packing			3980
134	1	–	–	–	461627-2	Tillsatsluftslid	Auxiliary air slide		CH 132567 –	4000
135	2	–	–	–	950046-3	Skruv	Screw		CH 132567 – 135452. L 16	4020
	2	–	–	–	950048-9	Skruv	Screw		CH 135453 – . L 22	4030
136	2	–	–	–	941906-0	Fjädrande bricka	Resilient washer		CH 132567 –	4040
137	1	–	–	–	461497-0	Gummislang	Rubber hose		CH 132567 –	4060
138	1	–	–	–	461496-2	T – stycke	T – union		CH 132567 –	4080
139	1	–	–	–	461497-0	Gummislang	Rubber hose		CH 132567 –	4100
140	110	–	–	–	942390-6	Gummislang	Rubber hose		CH 132567 –	4120
141	1	–	–	–	461497-0	Gummislang	Rubber hose		CH 132567 –	4140
142	1	–	–	–	461495-4	Ventilhus	Valve housing		CH 132567 –	4160
143	1	–	–	–	461223-0	Fjäder	Spring		CH 132567 –	4180
144	1	–	–	–	461222-2	Skruv	Screw		CH 132567 –	4200
145	1	–	–	–	237568-1	Plugg	Plug		UAC CH 132567 –	4220
146	50MM	–	–	–	192358-0	Gummislang	Rubber hose		MRA CH 132567 –	4240
	108	–	–	–	192358-0	Gummislang	Rubber hose		URA CH 132567 –	4260
147	5	–	–	–	943473-9	Slangklamma	Hose clamp		CH 132567 –	4260
148	1	–	–	–		Anslutningsrör	Union manifold		MRA CH 132567 – SE SIDA 50, 1-F09	4280 4290
149	1	–	–	–	461445-9	Tätningsring	Seal ring		MRA CH 132567 –	4300
150	1	–	–	–	461659-5	Slangstyrning	Hose guide		CH 132567 –	4320
151	1	–	–	–	461665-2	Strålningsskydd	Heat shield		CH 132567 –	4340
152	1	–	–	–	944025-6	Klammer	Clamp		CH 132567 –	4360
153	2	–	–	–	955894-1	Bricka	Washer		CH 132567 –	4380

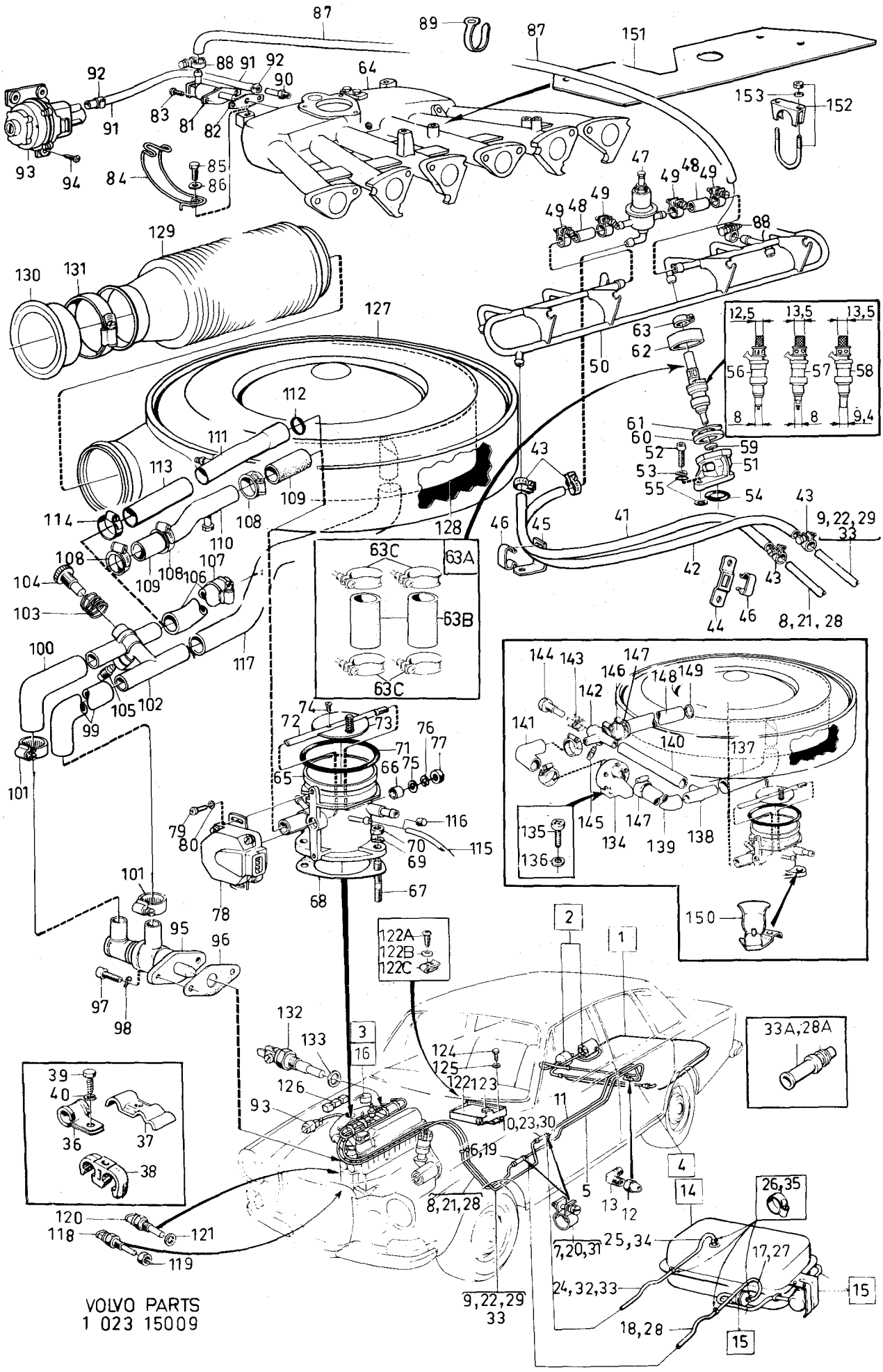

VOLVO PARTS
1 023 15009

Sida / Page	Grupp / Group	Bränslepump, bränslefilter, monteringsdetaljer B30E–F CH –102949	Fuel pump, fuel filter, installation components B30E–F CH –102949	Illustration 11095 1975-12	0200
18	2c				

Pos. Fig.	Antal/Quantity				Detalj nr Part No	Benämning	Description	Sats Kit	Anmärkning Notes	
	–	–	–	–		Bränslepump och	Fuel pump and fuel filter		TID UTF CH–74449	1010
						bränslefilter med	with installation			1020
						monteringsdetaljer	components			1030
1	1	–	–	–	460900-4	•Bränslepump	Fuel pump		(461235)	1040
2	1	–	–	–	243214-4	•Bränslefilter	•Fuel filter			1060
3	ERF	–	–	–	947831-4	•Bränsleslang	•Fuel hose		METERVARA	1070
4	4	–	–	–	945652-6	•Slangklammer	•Hose clamp			1080
5	2	–	–	–	1228599-5	•Gummikudde	•Rubber cushion		(1221448)	1090
6	4	–	–	–	963105-2	•Mutter	•Nut			1100
7	1	–	–	–	946405-8	•Klammer	•Clamp			1110
8	350	–	–	–	943707-0	•Bränsleslang	•Fuel hose			1120
9	2	–	–	–	945754-0	•Slangklammer	•Hose clamp		TID UTF.	1130
	2	–	–	–	943472-1	•Slangklammer	•Hose clamp		SEN UTF.	1
9a	150	–	–	–	947831-4	•Bränsleslang	•Fuel hose			1140
9b	1	–	–	–	688971-1	•Bundyrör	•Bundy piping			11
9c	1	–	–	–	945348-1	•Vinkelnippel	•Elbow nipple			1
10	1	–	–	–	686054-8	•Skyddsplåt	•Backing plate			1150
11	1	–	–	–	941265-1	•Gummibussning	•Rubber bushing			1160
12	1	–	–	–	89047-5	•Gummibussning	•Rubber bushing			1
13	3	–	–	–	190364-0	•Skruv	•Screw			1180
14	2	–	–	–	685347-7	•Distanshylsa	•Distance sleeve			1190
15	2	–	–	–	96443-7	•Gummibussning	•Rubber bushing			12
16	3	–	–	–	955893-3	•Bricka	•Washer			1210
17	1	–	–	–	941975-5	•Mutter	•Nut			1220
	–	–	–	–		Bränslepump och	Fuel pump and fuel filter		SEN UTF CH 74450–	1230
	–	–	–	–		Bränslefilter med	With installation			1240
	–	–	–	–		Monteringsdetaljer	Components			1250
18	1	–	–	–	460900-4	•Bränslepump	•Fuel pump		(461235)	1260
19	1	–	–	–	243214-4	•Bränslefilter	•Fuel filter			1280
20	ERF	–	–	–	943707-0	•Bränsleslang	•Fuel hose			1290
21	2	–	–	–	945754-0	•Slangklammer	•Hose clamp		TID UTF.	1300
	2	–	–	–	943472-1	•Slangklammer	•Hose clamp		SEN UTF.	1301
21a	1	–	–	–	688971-1	•Bundyrör	•Bundy piping		CH –79525	1302
21b	1	–	–	–	944392-0	•Vinkelnippel	•Elbow nipple		CH –60236	1304
	1	–	–	–	945348-1	•Vinkelnippel	•Elbow nipple		CH 60237–79525	1306
21c	1	–	–	–	945438-0	•Vinkelnippel	•Elbow nipple		CH 79526–	1308
22	280	–	–	–	947831-4	•Bränsleslang	•Fuel hose			1310
23	1	–	–	–	946405-8	•Klammer	•Clamp			1320
24	680	–	–	–	941354-3	•Bundyrör	•Bundy piping			13
25	210	–	–	–	947831-4	•Bränsleslang	•Fuel hose		2 X 105	1
26	5	–	–	–	945652-6	•Slangklammer	•Hose clamp			1350
27	1	–	–	–	945543-7	•Klamma	•Clamp			13
28	1	–	–	–	192400-0	•Skruv	•Screw			13
29	1	–	–	–	1206031-5	•Skyddsplåt	•Backing plate			1380
30	120	–	–	–	679754-2	•Kantskydd	•Cant cover			1390
31	2	–	–	–	950044-8	•Skruv	•Screw			1
32	1	–	–	–		•Konsol	•Bracket	8		1410
33	2	–	–	–	1228599-5	•Gummikudde	•Rubber cushion		(1221448)	1420
34	4	–	–	–	950352-5	•Mutter	•Nut			1

TID UTF.

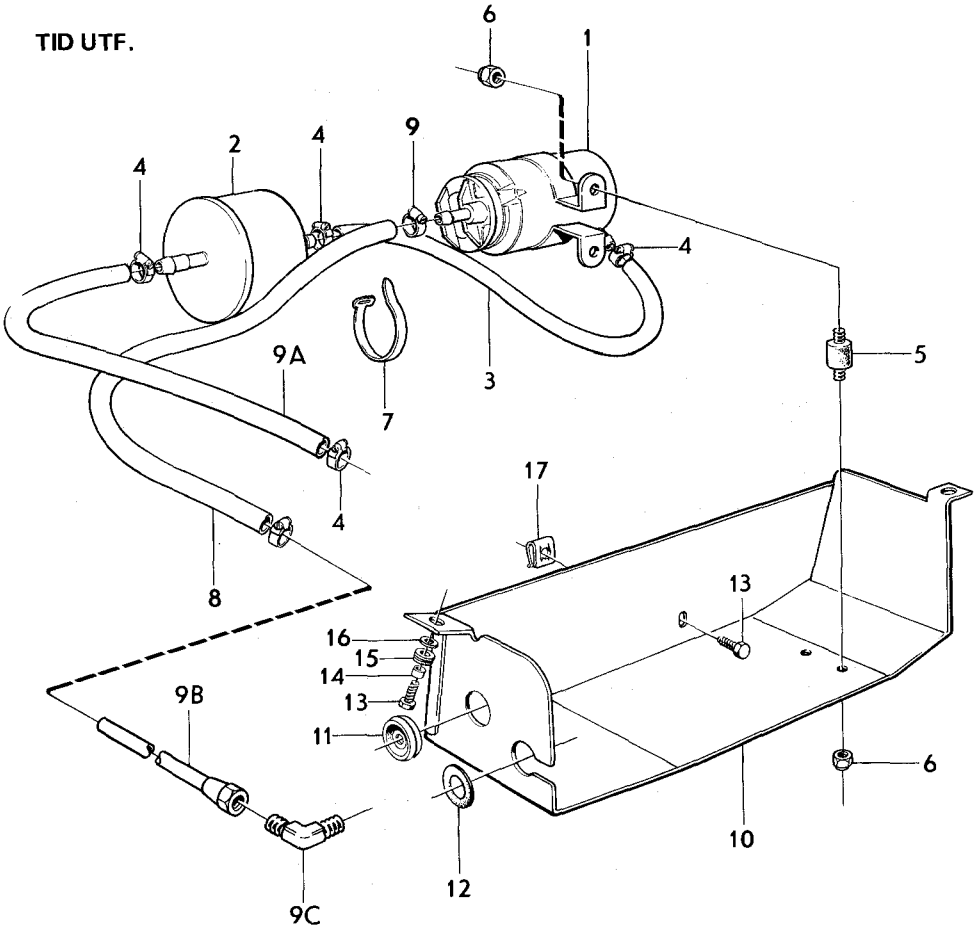

SEN UTF.

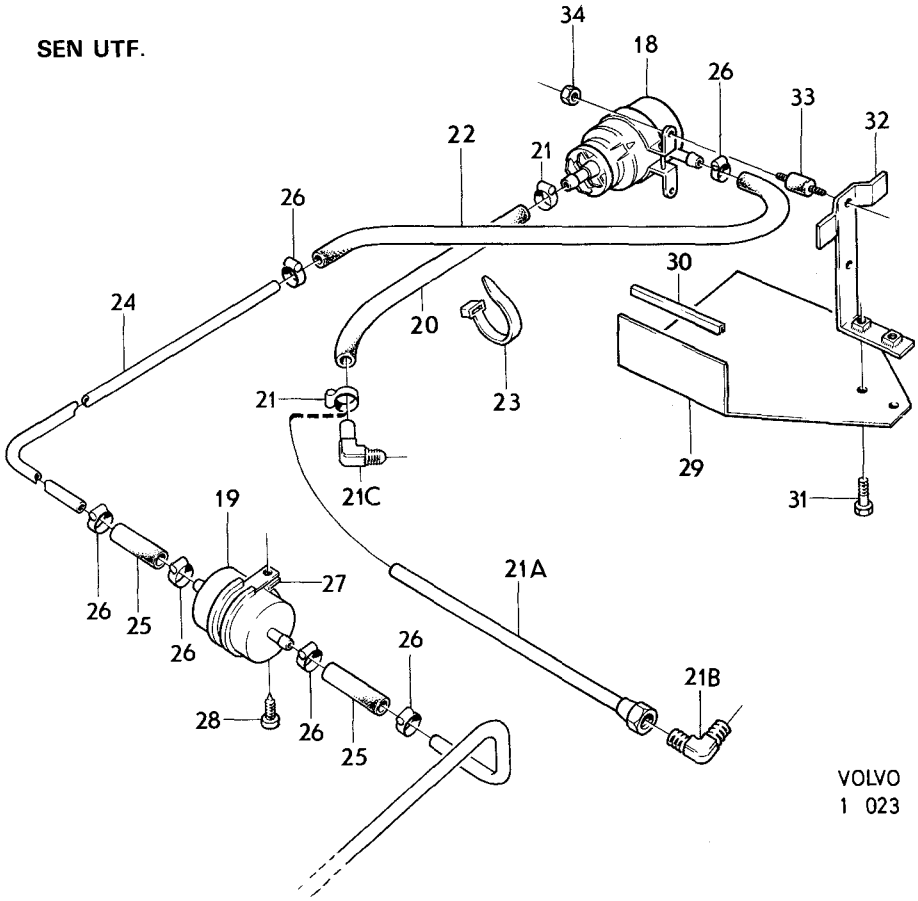

VOLVO PARTS
1 023 11095

Sida / Page	Grupp / Group	Bränslepump,bränslefilter monteringsdetaljer B30E–F CH 102950–	Fuel pump,fuel filter installation components B30E–F CH 102950–	Illustration 15010 1975-12	0250
20	2c				

Pos. Fig.	Antal/Quantity				Detalj nr Part No	Benämning	Description	Sats Kit	Anmärkning Notes	
1	1	–	–	–	460900-4	Bränslepump	Fuel pump			0020
2	1	–	–	–	243214-4	Bränslefilter	Fuel filter			0040
3	1	–	–	–	946823-2	Nippel	Nipple			0060
4	200	–	–	–	943707-0	Slang	Hose			0080
5	2	–	–	–	943472-1	Slangklammer	Hose clamp			0100
6	460	–	–	–	947831-4	Slang	Hose		CH –112881	0120
	305	–	–	–	947831-4	Slang	Hose		CH 112882–	0140
7	2	–	–	–	945652-6	Slangklammer	Hose clamp			0160
8	1	–	–	–	952628-6	Klammer	Clamp			0180
9	1	–	–	–	192400-0	Skruv	Screw			0200
10	1	–	–	–	940090-4	Bricka	Washer			0220
10a	–	–	–	–		Skyddsplåt med monteringsdetaljer	Backing plate with installation components	8	CH –137665	0240
11	1	–	–	–	1206841-7	•Skyddsplåt	•Backing plate			0280
12	2	–	–	–	685355-0	•Gummikudde	•Rubber cushion		1/4UNC. CH –132566 ERS AV 1 ST 1221448–2, 4 ST 963105–2.	0300 0340
	2	–	–	–	1228599-5	•Gummikudde	•Rubber cushion		M6. CH 132567–	0360
13	4	–	–	–	950352-5	•Mutter	•Nut		1/4UNC–8,9. CH –132566	0
	4	–	–	–	963105-2	•Mutter	•Nut		M6–8. CH 132567–	0400
14	1	–	–	–	955512-9	•Skruv	•Screw			0420
15	–	–	–	–	950352-5	•Mutter	•Nut			0
16	–	–	–	–		Skyddsplåt med monteringsdetaljer	Backing plate with installation components		CH 137666–	0460 0480
17	1	–	–	–	1228184-6	•Skyddsplåt	•Backing plate			0500
18	2	–	–	–	1228599-5	•Gummikudde	•Rubber cushion			0520
19	4	–	–	–	963105-2	•Mutter	•Nut			0540
19a	1	–	–	–	955892-5	•Bricka	•Washer			0550
20	1	–	–	–	945543-7	Klamma	Clamp			0560
21	1	–	–	–	945652-6	Skruv	Screw			0580
22	ERF	–	–	–	678238-7	Kantskyddslist	Edge moulding			0600

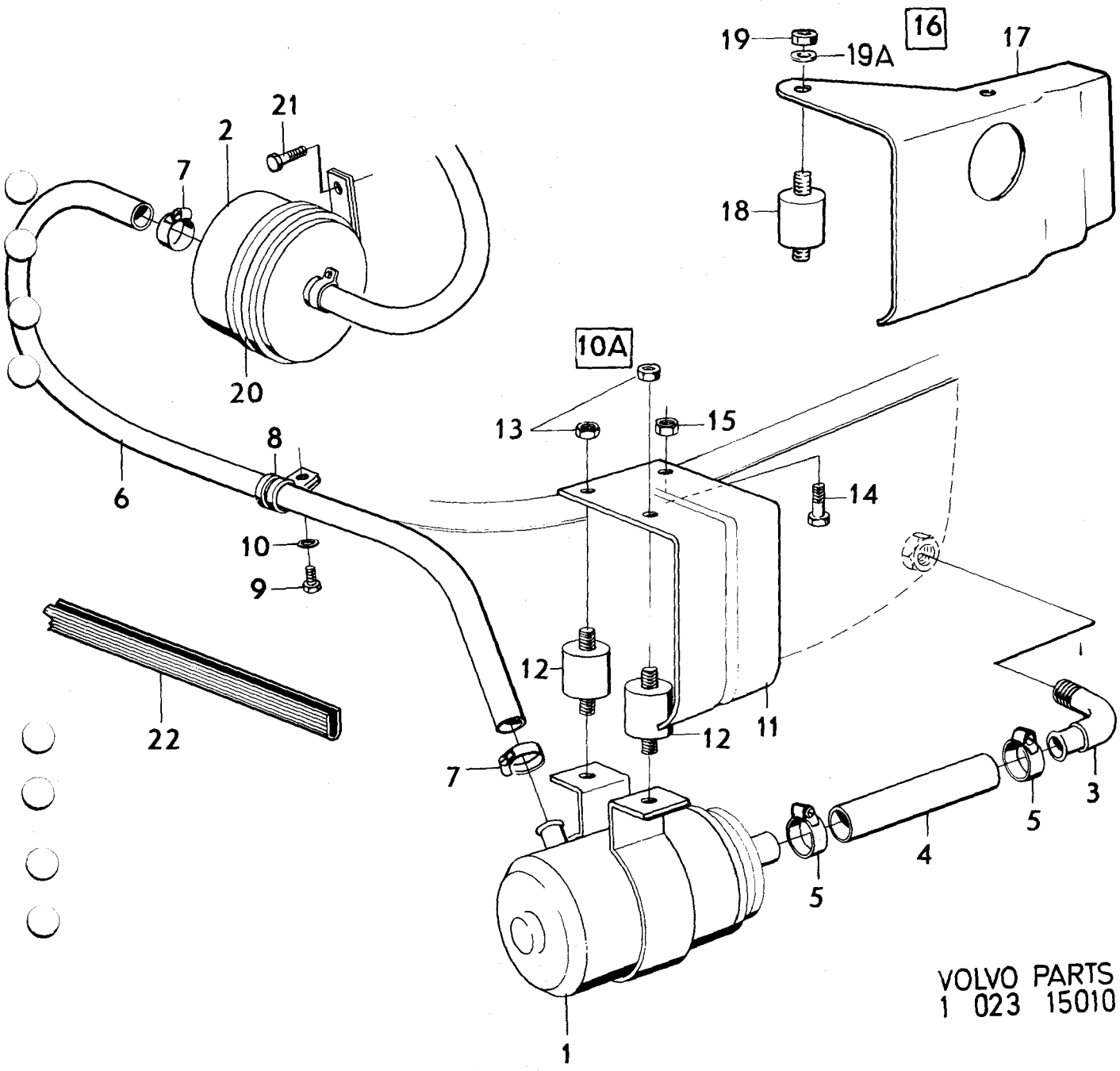

VOLVO PARTS
1 023 15010

Sida / Page	Grupp / Group	Bensintank och avdunstningskontroll B30E–F CH –102949	Fuel tank and gas evaporite control system B30E–F CH –102949	Illustration 12170 1975-12	0300
22	2c				

Pos. Fig.	Antal/Quantity				Detalj nr Part No	Benämning	Description	Sats Kit	Anmärkning Notes	
1	1	–	–	–	683395-8	Bensintank	Fuel tank	3	CH–60236. ERS AV 1ST 1213748–5, 1ST 945348–1, 1ST 1211623–2.	1010 1020 1030 1035
	1	–	–	–	1213748-5	Bensintank	Fuel tank		CH 60237–. (1211304)	1040
2	1	–	–	–	686189-2	•Filter	•Filter		CH –60236	1050
	1	–	–	–	688593-3	•Filter	•Filter		CH 60237–	1060
2a	1	–	–	–	687244-4	•Plugg	•Plug		CH –60236	1070
	1	–	–	–	685625-6	•Plugg	•Plug		CH 60237–	1080
2b	1	–	–	–	191026-4	Propp	Plug	1		1090
3	1	–	–	–	687826-8	Tankarmatur	Fuel gauge sender	1	CH –74449	1100
	1	–	–	–	687825-0	Tankarmatur	Fuel gauge sender		CH 74450–	1105
4	1	–	–	–	944219-5	Packning	Packing	1		1
5	1	–	–	–	687245-1	Tätningshylsa	Seal sleeve	3		1120
6	16	–	–	–	955138-3	Skruv	Screw	0		1130
7	1	–	–	–	675522-7	Påfyllningsslang	Filler hose	2	CH –60236	1
	1	–	–	–	1211359-3	Påfyllningsslang	Filler hose		CH 60237–	1150
8	2	–	–	–	951796-2	Slangklammer	Hose clip	0		1160
9	1	–	–	–	675508-6	Rör	Tube	3	CH –60236	1
	1	–	–	–	1213863-2	Rör	Tube		CH 60237–. (1211429)	1
10	1	–	–	–	679963-9	Packning	Packing	3		1190
11	4	–	–	–	955138-3	Skruv	Screw	0		1
12	1	–	–	–	675515-1	Lock	Cover	1		1210
13	1	–	–	–	925068-9	•O–ring	•O–ring	1		1220
14	1	–	–	–	684063-1	•Packning	•Packing	3		1230
15	2	–	–	–	950009-1	•Skruv	•Screw	0		1240
16	1	–	–	–	955140-9	Skruv	Screw	0		1250
17	1	–	–	–	940090-4	Bricka	Washer	0		1260
18	ERF	–	–	–	941680-1	Slang	Hose	3		1270
19	2	–	–	–	951788-9	Slangklammer	Hose clip	0		1280
20	1	–	–	–		Låsanordning	Lock unit	8		1290
21	1	–	–	–	675505-2	•Handtag	•Handle			1300
22	1	–	–	–	675506-0	•Kolv	•Piston			1310
23	1	–	–	–	675507-8	•Fjäder	•Spring			1320
24	4	–	–	–	955890-9	•Bricka	•Washer	0		1330
25	2	–	–	–	907849-4	•Saxpinne	•Split pin	0		1340
26	1	–	–	–	684069-8	Expansionstank	Expansion tank		6)	1350
27	1	–	–	–	684121-7	Konsol	Bracket		6)	1360
28	2	–	–	–	950021-6	Skruv	Screw		6)	1370
29	2	–	–	–	190320-2	Mutter	Nut		6)	1
30	4	–	–	–	13319-9	Gummilist	Rubber moulding		6)	1390
31	2	–	–	–	684122-5	Hållare	Retainer		6)	1400
32	2	–	–	–	955141-7	Skruv	Screw		6)	1
33	1	–	–	–	941268-5	Gummiplugg	Rubber plug		5)	1420
34	1	–	–	–	943843-3	Slangklammer	Hose clamp			1430
35	730	–	–	–	192034-7	Slang	Hose		6)	1
	670	–	–	–	192034-7	Slang	Hose		17) ALT 1	1
36	1	–	–	–	88273-8	Gummibussning	Rubber bushing		17) ALT 1	1450
37	1	–	–	–	191404-3	Klammer	Clamp		17) ALT 1	1
38	1	–	–	–	190208-9	Klammer	Clamp		17) ALT 1	1460
38a	130	–	–	–	192034-7	Slang	Hose		17) ALT 2	1470
38b	1	–	–	–	943843-3	Slangklammer	Hose clamp		17) ALT 2	1480
38c	550	–	–	–	954314-1	Rör	Pipe		17) ALT 2	1490
38d	1	–	–	–	941264-4	Gummibussning	Rubber bushing		17) ALT 2	1500
38e	1	–	–	–	192248-3	Klammer	Clamp		17) ALT 2	1501
39	2	–	–	–	943843-3	Slangklammer	Hose clamp		6)	1502
39a	1	–	–	–	191404-3	Klammer	Clamp		6)	1503
39b	1	–	–	–	190208-9	Klammer	Clamp		6)	1504
39c	1580	–	–	–	192034-7	Gummislang	Rubber hose		6)	1510
40	1	–	–	–	687245-1	Tätning	Seal		17)	1511

5. USA, CAN
6. USA, CAN ch–74449
17. Excl USA, CAN, JAPAN. JAPAN ch–89641.

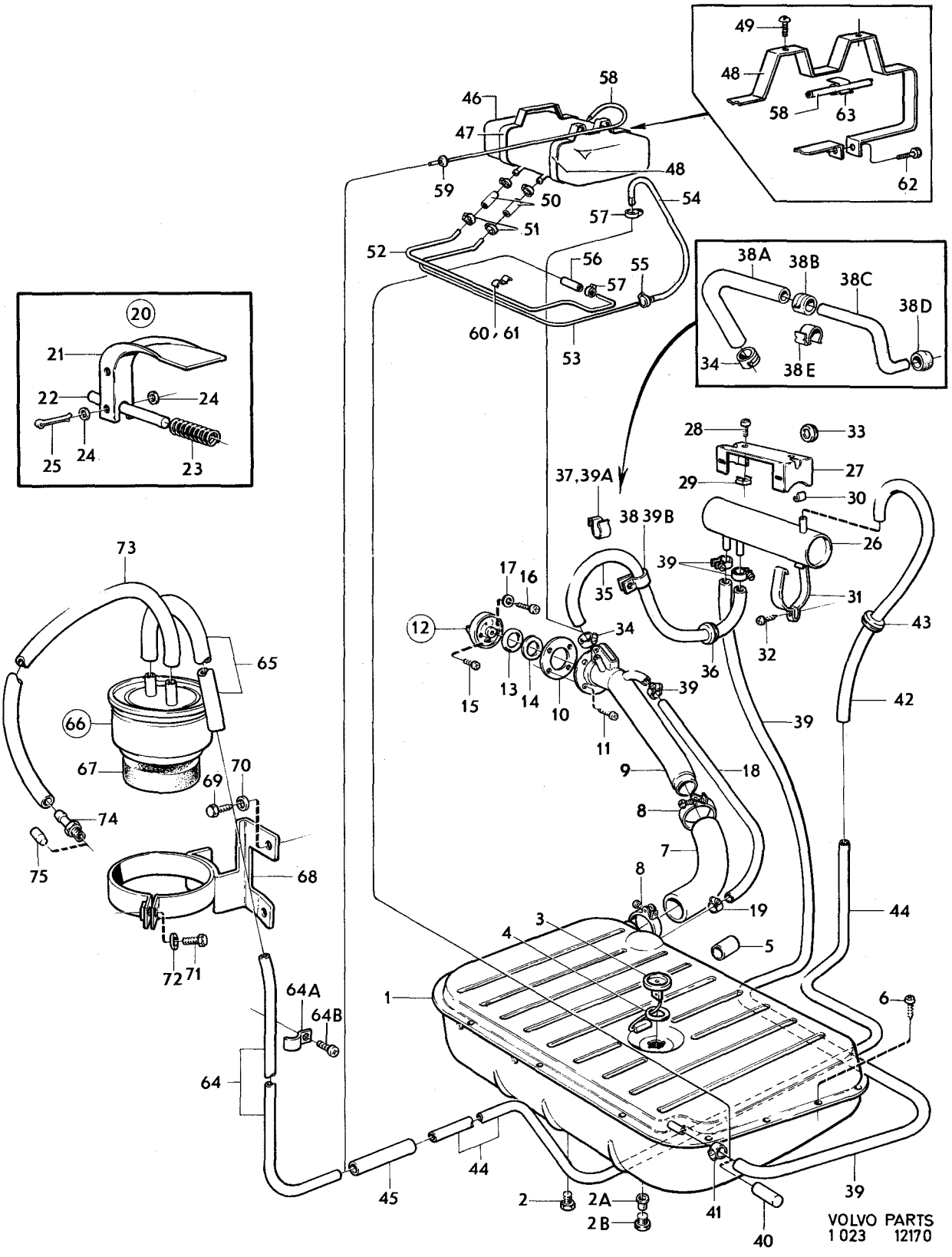
VOLVO PARTS
1 023 12170

Sida / Page	Grupp / Group	Bensintank och avdunstningskontroll B30E–F CH –102949	Fuel tank and gas evaporite control system B30E–F CH –102949	Illustration 12170 1975-03	0300
24	2c				

Pos. Fig.	Antal/Quantity				Detalj nr Part No	Benämning	Description	Sats Kit	Anmärkning Notes	
41	1	–	–	–	943843-3	Slangklammer	Hose clip			1520
42	730	–	–	–	192034-7	Gummislang	Rubber hose		6)	1560
43	1	–	–	–	88273-8	Gummibussning	Rubber bushing		6)	1570
44	2120	–	–	–	954314-1	Bundyrör	Bundy piping		6)	1580
45	110	–	–	–	192034-7	Gummislang	Rubber hose		6)	1590
46	1	–	–	–	1211269-4	Expansionstank	Expansion tank		7,8)	2010
47	1	–	–	–	1211308-0	Konsol	Bracket		7,8)	2020
48	1	–	–	–	1211309-8	Konsol	Bracket		7,8)	2030
49	4	–	–	–	190071-1	Skruv	Screw		7,8)	2040
50	160	–	–	–	192034-7	Gummislang	Rubber hose		7,8)	2050
51	4	–	–	–	943843-3	Slangklammer	Hose clip		7,8)	2060
52	950	–	–	–	954314-1	Bundyrör	Bundy piping		7,8)	2070
53	950	–	–	–	954314-1	Bundyrör	Bundy piping		7,8)	2080
54	2040	–	–	–	192034-7	Gummislang	Rubber hose		7,8)	2090
55	2	–	–	–	943843-3	Slangklammer	Hose clip		7,8)	2100
56	75	–	–	–	192034-7	Gummislang	Rubber hose		7,8)	2110
57	1	–	–	–	943843-3	Slangklammer	Hose clip		7,8)	2120
58	1260	–	–	–	192034-7	Gummislang	Rubber hose		7,8)	2130
59	1	–	–	–	88273-8	Gummibussning	Rubber bushing		7,8)	2140
60	2	–	–	–	18376-4	Klammer	Clamp		7,8)	2150
61	2	–	–	–	955138-3	Skruv	Screw		7,8)	2160
62	2	–	–	–	955138-3	Skruv	Screw		7,8)	2170
63	2	–	–	–	191404-3	Klammer	Clamp		7,8)	2180
64	2350	–	–	–	954314-1	Bundyrör	Bundy piping		5,8)	2190
64a	ERF	–	–	–	951188-2	Klammer	Clamp		5,8)	2195
64b	ERF	–	–	–	190665-0	Skruv	Screw		5,8)	2196
65	750	–	–	–	192034-7	Gummislang	Rubber hose		5,9)	2200
	850	–	–	–	192034-7	Slang	Hose		10)	2205
66	1	–	–	–	460170-4	Urluftningsfilter	Filter canister		5,8)	2210
67	1	–	–	–	419908-9	•Förfilter	•Pre–filter		5,8)	2220
68	1	–	–	–	687361-6	Konsol	Bracket		6)	2230
	1	–	–	–	1206099-2	Konsol	Bracket		7,9)	2235
	1	–	–	–	1206596-7	Konsol	Bracket		10)	2236
69	3	–	–	–	190666-8	Skruv	Screw		6)	2240
	3	–	–	–	958244-6	Skruv	Screw		7,9)	2245
	2	–	–	–	958244-6	Skruv	Screw		10)	2246
70	3	–	–	–	955893-3	Bricka	Washer		6)	2250
71	1	–	–	–	955514-5	Skruv	Screw		5,8)	2260
72	1	–	–	–	941906-0	Fjädrande bricka	Resilient washer		5,8)	2270
73	700	–	–	–	419796-8	Slang	Hose		5,9)	2280
	730	–	–	–	419796-8	Slang	Hose		10)	2285
74	1	–	–	–	946600-4	Nippel	Nipple		5,8) (943818)	2300
75	1	–	–	–	460225-6	Plugg	Plug		EXCL USA, CAN. EXCL JAPAN CH 89642–	2310

5. USA, CAN
6. USA, CAN ch–74449
7. USA, CAN ch 74450–
8. Japan ch 89642–
9. Vst Japan ch 89642–
10. Hst Japan ch 89642–

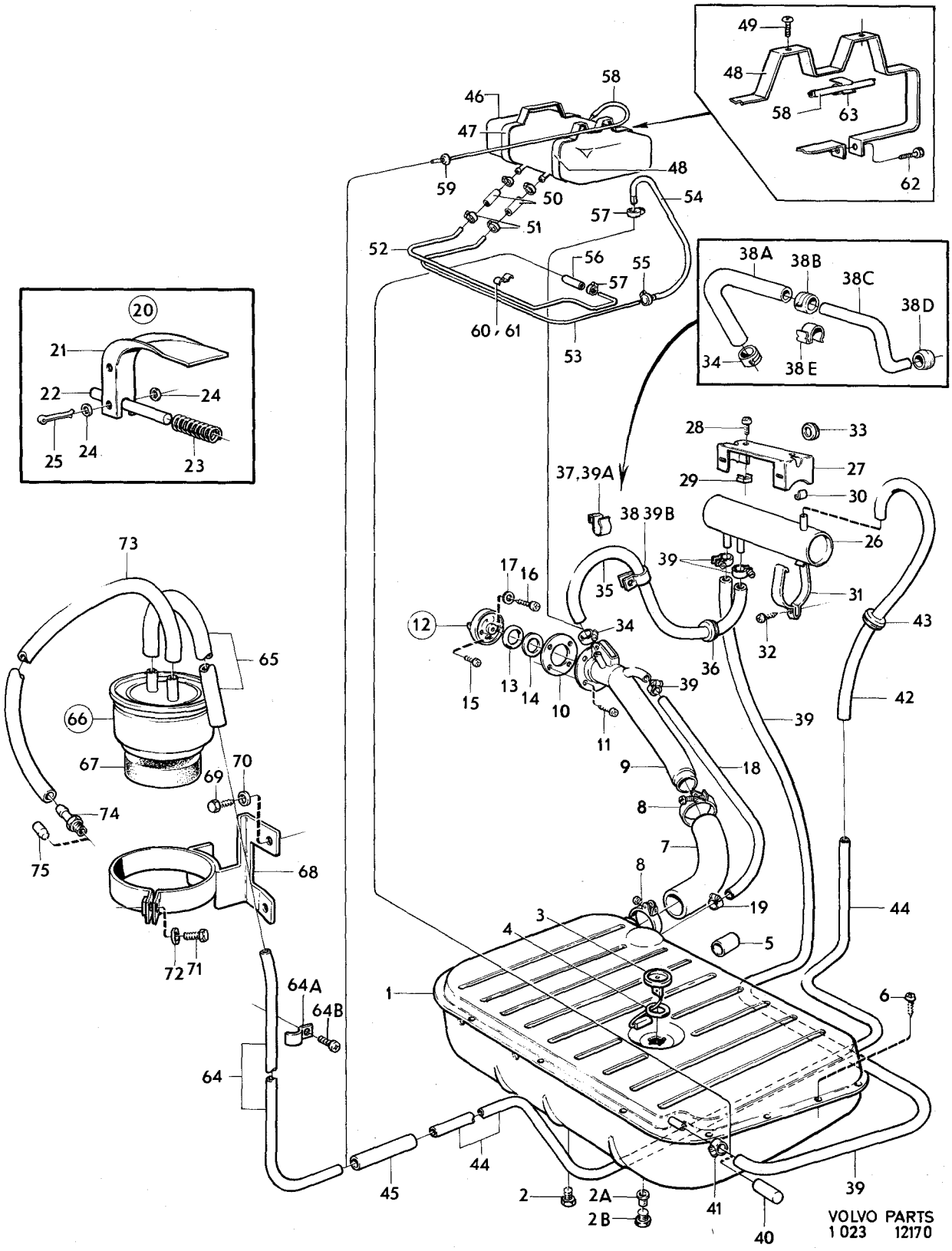
49
48
58
63
62
58
46
47
48
59
50
54
57
51
52
56
55
57
60, 61
53
38A
38B
38C
38D
34
38E
20
21
22
24
25
24
23
28
33
27
29
30
37,39A
38
39B
26
39
17
16
35
31
12
34
43
32
36
15
13
14
10
39
42
11
39
9
18
8
7
8
19
44
3
4
5
1
6
73
65
66
67
70
69
74
75
68
72
71
64A
64B
64
45
44
2
2A
2B
41
40
39
VOLVO PARTS
1 023 12170

Sida / Page	Grupp / Group		Illustration	
26	2c	Bensintank och avdunstningskontroll B30E–F CH 102950– / Fuel tank and gas evaporite control system B30E–F CH 102950–	15011 1975-12	0350

Pos. Fig.	Antal/Quantity				Detalj nr Part No	Benämning	Description	Sats Kit	Anmärkning Notes	
1	1	–	–	–	1247618-0	Bränsletank	Fuel tank		(1211984)	0020
2	1	–	–	–	191026-4	•Propp	•Plug			0040
3	1	–	–	–	688593-3	•Filter	•Filter			0060
4	1	–	–	–	685625-6	•Propp	•Plug			0080
5	1	–	–	–	1203265-2	Konsol	Bracket			0100
6	8	–	–	–	946790-3	Skruv	Screw			0120
7	1	–	–	–	1213769-1	Packning	Gasket			0140
8	1	–	–	–	1214698-1	Tankarmatur	Fuel gauge sender			0160
9	1	–	–	–	944219-5	Packning	Gasket			0180
10	1	–	–	–	1203455-9	Slang	Hose		CH –136886	0200
	1	–	–	–	1203955-8	Slang	Hose		CH 136887–	0220
10a	1	–	–	–	943746-8	Klamma	Clamp		CH –136886	0240
11	1	–	–	–	1213508-3	Slang	Hose			0260
12	2	–	–	–	943479-6	Slangklammer	Hose clamp		(951795)	0280
13	1	–	–	–	1202688-6	Rör	Tube		(1213509)	0300
14	2	–	–	–	1213504-2	Packning	Gasket			0320
14a	1	–	–	–	1202456-8	Hållare	Retainer		CALIF.	0340
									VXL M410 CH 132567–	0360
14b	1	–	–	–	1202298-4	Hus	Housing		CALIF.	0380
									VXL M410 CH 132567–	0400
14c	1	–	–	–	925070-5	O–ring	O–ring		CALIF.	0420
									VXL M410 CH 132567–	0440
14d	1	–	–	–	1202710-8	Skylt	Plate		CALIF.TID UTF	0460
									VXL M410 CH 132567–	0480
15	1	–	–	–	1213506-7	Påfyllningsrör	Filler tube			0500
16	3	–	–	–	956207-5	Skruv	Screw			0520
17	1	–	–	–	1213566-1	Lock	Cap		CH –110116.	0540
									ERS AV 1ST 1203782–6.	0560
	1	–	–	–	1203782-6	Lock	Cap		CH 110117–.	0580
18	1	–	–	–	684063-1	•Packning for 1213566	•Gasket for 1213566		CH –110116.	0600
	1	–	–	–	1203779-2	•Packning for 1203782	•Gasket for 1203782		CH 110117–.	0620
18a	1	–	–	–	283235-0	Lock med två nycklar	Cap with two keys			0640
18b	1	–	–	–	1207300-3	Nyckel (ämne)	Key (blank)			0660
19	80MM	–	–	–	192034-7	Slang	Hose			0680
19a	ERF	–	–	–	1211392-4	Slangklammer	Hose clamp			0700
20	520	–	–	–	954314-1	Rör	Pipe			0720
21	1	–	–	–	192248-3	Klamma	Clamp			0740
22	930	–	–	–	192034-7	Slang	Hose			0760
22a	190	–	–	–	954314-1	Rör	Pipe		EXCL USA,CAN,JAPAN	0780
22b	1	–	–	–	192248-3	Klammer	Clamp		EXCL USA,CAN,JAPAN	0800
23	1	–	–	–	1213914-3	Skyddskåpa	Casing			0820
24	3	–	–	–	955138-3	Skruv	Screw			0840
25	1	–	–	–	687245-1	Tätningshylsa	Seal sleeve		EXCL USA, CAN, JAPAN	0860
26	1	–	–	–	943843-3	Slangklammer	Hose clamp		EXCL USA, CAN, JAPAN	0880
27	415	–	–	–	192034-7	Slang	Hose		USA, CAN, JAPAN	0900
28	2	–	–	–	943843-3	Slangklammer	Hose clamp		USA, CAN, JAPAN	0920
29	1	–	–	–	1203053-2	Ventil	Valve		USA, CAN, JAPAN	0940
30	2	–	–	–	955137-5	Skruv	Screw		USA, CAN, JAPAN	0960
31	400	–	–	–	192034-7	Slang	Hose		USA, CAN, JAPAN	0980
32	2	–	–	–	943843-3	Slangklammer	Hose clamp		USA, CAN, JAPAN	1000
33	860	–	–	–	954314-1	Bundyrör	Bundy piping		USA,CAN,JAPAN	1020
									CH –122560	1040
	3075	–	–	–	954314-1	Bundyrör	Bundy piping		USA,CAN,JAPAN	1060
									CH 122561–132566	1080
	3600	–	–	–	945460-4	Plaströr	Plastic piping		USA,CAN,JAPAN	1100
	–	–	–	–					CH 132567–	1120
33a	2	–	–	–	947442-0	Nippel	Nipple		USA,CAN,JAPAN	1140
									CH 132567–	1160
34	110	–	–	–	192034-7	Slang	Hose		USA,CAN,JAPAN	1180
									CH –122560	1200
35	2310	–	–	–	954314-1	Bundyrör	Bundy piping		USA,CAN,JAPAN	1220
									CH –122560	1240
36	ERF	–	–	–	951188-2	Klammer	Clamp		USA, CAN, JAPAN	1260

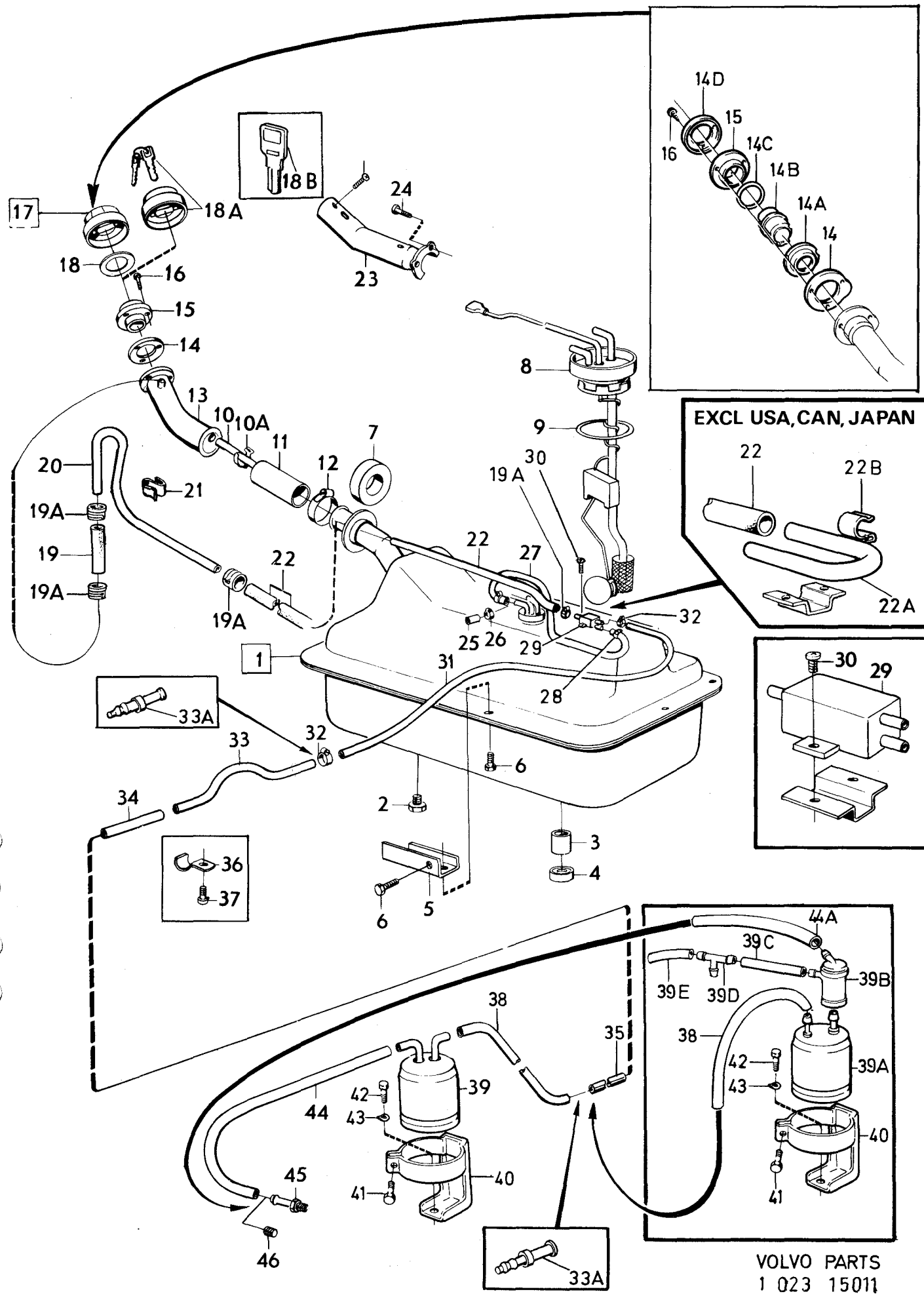

VOLVO PARTS
1 023 15011

Sida / Page	Grupp / Group	Bensintank och avdunstningskontroll B30E–F CH 102950–	Fuel tank and gas evaporite control system B30E–F CH 102950–	Illustration 15011 1975-12	0350
28	2c				

Pos. Fig.	Antal/Quantity				Detalj nr Part No	Benämning	Description	Sats Kit	Anmärkning Notes	
37	ERF	–	–	–	190665-0	Skruv	Screw		USA, CAN, JAPAN	1280
38	800	–	–	–	192034-7	Slang	Hose		USA,CAN,JAPAN	1300
									CH –132566	1320
	110	–	–	–	192034-7	Slang	Hose		USA,CAN,JAPAN	1340
									CH 132567–	1360
39	1	–	–	–	462689-1	Kolfilter	Carbon filter		USA,CAN,JAPAN	1380
									CH –132566. ERS AV	1400
									1218597–1	1420
39a	1	–	–	–	1218597-1	Kolfilter	Carbon filter		CH 132567–.	1460
39b	1	–	–	–	1218537-7	Vakuumventil	Vakuum valve		CH 132567–.	1480
39c	100	–	–	–	192055-2	Slang	Hose		CH 132567–.	1500
39d	1	–	–	–	944270-8	T–rör	T–union		CH 132567–.	1520
39e	270	–	–	–	192055-2	Slang	Hose		CH 132567–.	1
40	1	–	–	–	1206848-2	Konsol	Bracket		USA, CAN, JAPAN	1
41	1	–	–	–	940094-6	Skruv	Screw		USA, CAN, JAPAN	1580
42	2	–	–	–	955512-9	Skruv	Screw		USA,CAN,JAPAN	1
43	2	–	–	–	960140-2	Bricka	Washer		USA, CAN, JAPAN	1
44	1000	–	–	–	419796-8	Slang	Hose		USA, CAN, JAPAN	1640
									CH–132566.	1
44a	600	–	–	–	419796-8	Slang	Hose		CH 132567–.	1
45	1	–	–	–	946600-4	Nippel	Nipple		USA, CAN, JAPAN	1700
46	1	–	–	–	460225-6	Plugg	Plug		EXCL USA, CAN, JAPAN	1

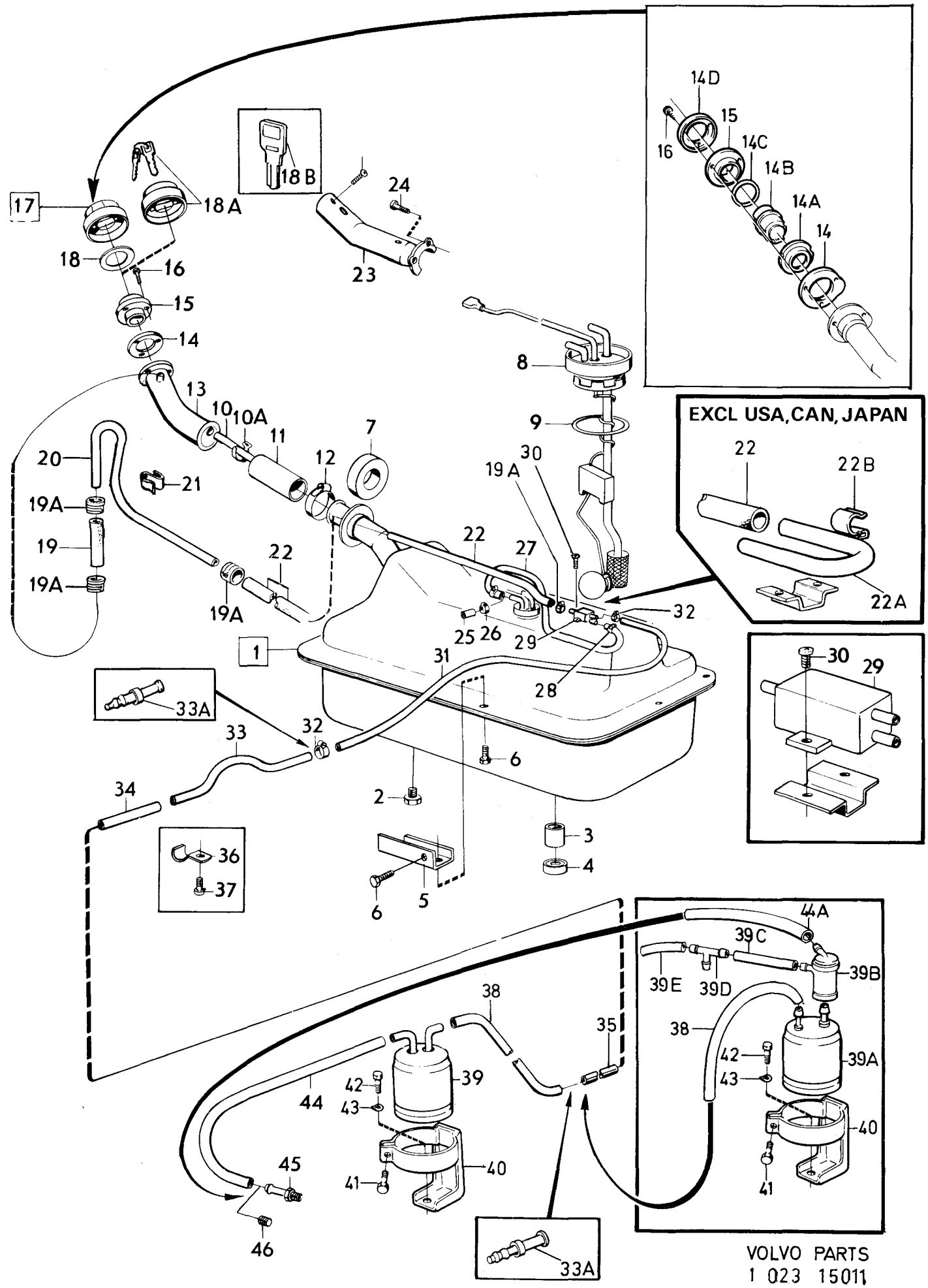

VOLVO PARTS
1 023 15011

Sida / Page	Grupp / Group	Luftinblåsning	Air induction	Illustration	
30	2c	B30F excl japan	B30F excl japan	13995	0375
				1975-12	

Pos. Fig.	Antal/Quantity				Detalj nr Part No	Benämning	Description	Sats Kit	Anmärkning Notes	
1	1	–	–	–	1219599-6	Luftpump	Air pump		(460953)	0020
2	1	–	–	–	461465-7	Konsol	Bracket			0040
3	2	–	–	–	462502-6	•Bussning	•Bushing			0060
4	1	–	–	–		Spännrulle	Tension pulley		SE GRUPP 9.	0080
5	1	–	–	–	955552-5	Skruv	Screw			0100
6	1	–	–	–	940159-7	Skruv	Screw			0120
7	1	–	–	–	942268-4	Skruv	Screw			0140
8	1	–	–	–	461466-5	Spännarm	Tensioner arm			0160
9	1	–	–	–	955535-0	Skruv	Screw			0180
10	1	–	–	–	945698-9	Skruv	Screw			0200
11	1	–	–	–	461464-0	Remskiva	Pulley			0220
12	1	–	–	–	463658-5	Bricka	Washer			0240
13	3	–	–	–	940100-1	Skruv	Screw			0260
14	1	–	–	–	461605-8	Rörstuds	Adapter pipe			0280
15	1	–	–	–	462655-2	Packning	Gasket			0300
16	2	–	–	–	955512-9	Skruv	Screw			0320
17	1050	–	–	–	945751-6	Slang	Hose			0340
18	2	–	–	–	943473-9	Slangklamma	Hose clamp			0360
18a	2	–	–	–	952635-1	Klammer	Clamp			0370
18b	2	–	–	–	958236-2	Skruv	Screw			0371
19	1	–	–	–	461597-7	Konsol	Bracket			0380
20	2	–	–	–	461655-3	Gummikudde	Rubber cushion			0400
20a	2	–	–	–	960141-0	Bricka	Washer			0410
21	4	–	–	–	955781-0	Mutter	Nut			0420
22	1	–	–	–	462637-0	Diverterventil	Diverter valve			0440
23	1	–	–	–	462655-2	Packning	Gasket			0460
24	2	–	–	–	946544-4	Skruv	Screw			0480
25	530	–	–	–	192055-2	Slang	Hose			0500
26	1	–	–	–		Nippel	Nipple		SE GRUPP 2A	0520
27	1	–	–	–	461614-0	Slang	Hose			0540
28	2	–	–	–	943473-9	Slangklamma	Hose clamp			0560
29	1	–	–	–	1219620-0	Backventil	Check valve		(460990)	0580
30	1	–	–	–	461600-9	Fördelningsrör	Distribution pipe			0600
31	6	–	–	–	956982-3	•Mutter	•Nut			0620
32	6	–	–	–	956968-2	•Skärring	•Ferrule			0640
33	6	–	–	–		Nippel	Nipple		SE GRUPP 2A	0660
34	6	–	–	–		Rör	Pipe		SE GRUPP 2A	0680
35	1	–	–	–		Kilrem	Drive belt		SE GRUPP 9	0700

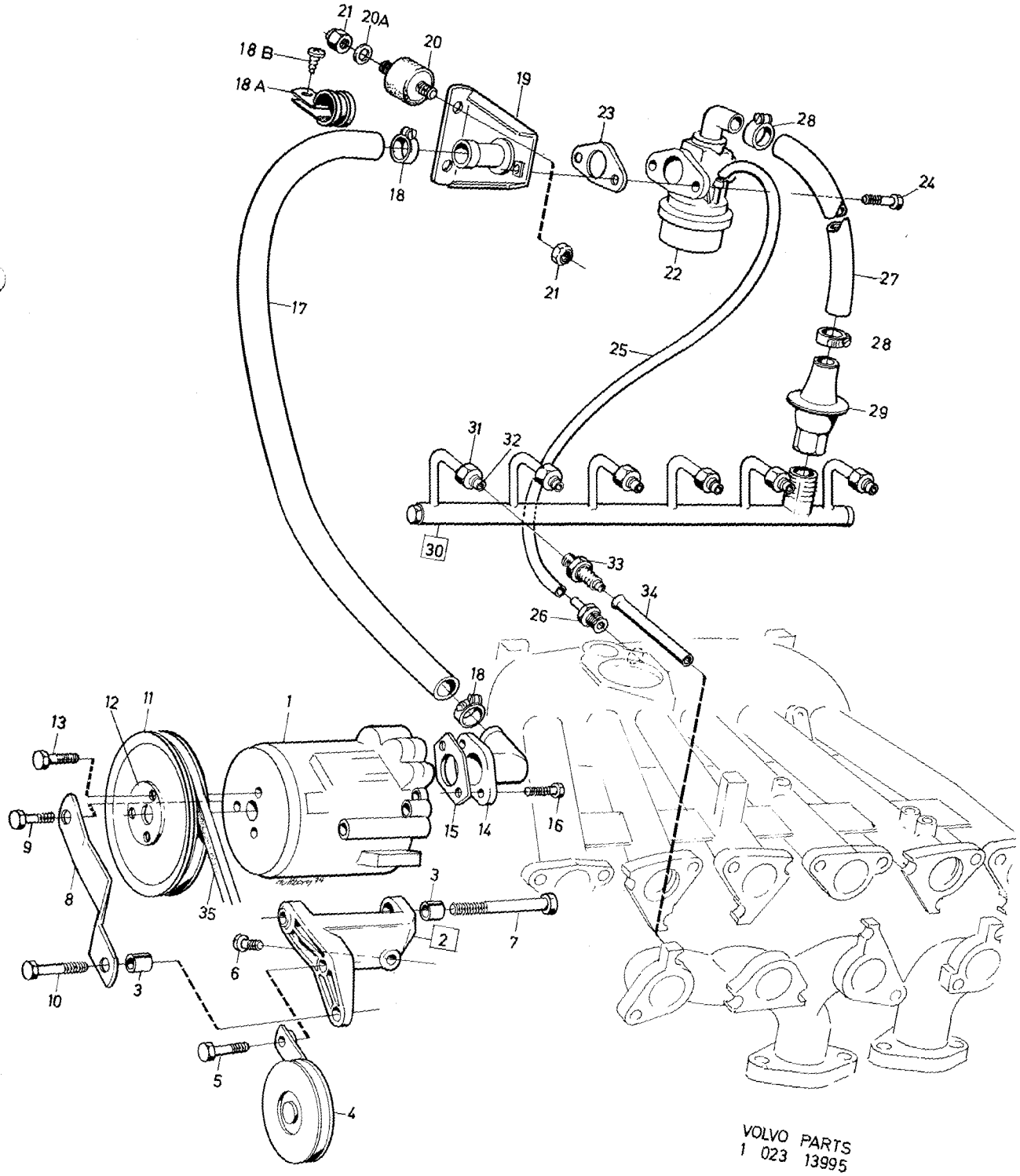

VOLVO PARTS
1 023 13995

Sida 32 Page | Grupp 2c Group | Bränslepump förgasarmotor | Fuel pump carburetter engine | Illustration 11097 1975-03 | 0400

Pos. Fig.	Antal/Quantity				Detalj nr Part No	Benämning	Description	Sats Kit	Anmärkning Notes	
1	1	–	–	–	430228-7	Bensinpump	Fuel pump	2	3). ERS AV 1 ST 460497–1, 1ST 460678–6.	1010 1020 1025
2	1	–	–	–	273132-1	Reparationssats	Repair kit		3). ERS AV 1 ST 460497–1, 1ST 460678–6.	1030 1035 1037
3	–	–	–	–		•Membran	•Diaphragm	S		1040
4	1	–	–	–		•Filter	•Filter	S		1050
5	1	–	–	–	430270-9	•Packning	•Packing	S		1060
6	6	–	–	–		•Skruv	•Screw	S		1070
7	6	–	–	–		•Fjäderbricka	•Spring washer	8		1080
8	1	–	–	–	460429-4	Bensinpump, MÄRKT APG	Fuel pump, MÄRKT APG		4) ALT 1. ERS AV 460497–1.	1090 1
9	1	–	–	–	276303-5	Reparationssats	Repair kit		4)	1100
10	1	–	–	–		•Filter	•Filter	S		1110
11	1	–	–	–	1218627-6	•Packning	•Packing	S		1
11a	1	–	–	–		•Lock	•Cover	S		1125
12	1	–	–	–		•Skruv	•Screw	S		1130
13	1	–	–	–		•Packning	•Packing	S		1
14	1	–	–	–	460497-1	Bensinpump, MÄRKT SEV	Fuel pump, MÄRKT SEV		4) ALT 2.	1150
15	1	–	–	–	276305-0	Reparationssats	Repair kit			1170
16	1	–	–	–		•Filter	•Filter	S		1
17	1	–	–	–		•Fjäder	•Spring	S		1190
18	1	–	–	–		•Bälg	•Bellows	S		1200
19	1	–	–	–		•Packning	•Packing	S		1210
20	1	–	–	–		•Skruv	•Screw	S		1220
21	1	–	–	–		•Bricka	•Washer	S		1230

3. B30A (498200) MO –2359. B30A (498201) MO –3435. B30A (498202) MO –671. B30A (498203) MO –351. B30A (498214) MO –100. B30A (498215) MO –100.
4. B30A (498200) MO 2360–. B30A (498201) MO 3436–. B30A (498202) MO 672–. B30A (498203) MO 352–. B30A (498214) MO 101–. B30A (498215) MO 101–. B30A (498176, 498177).

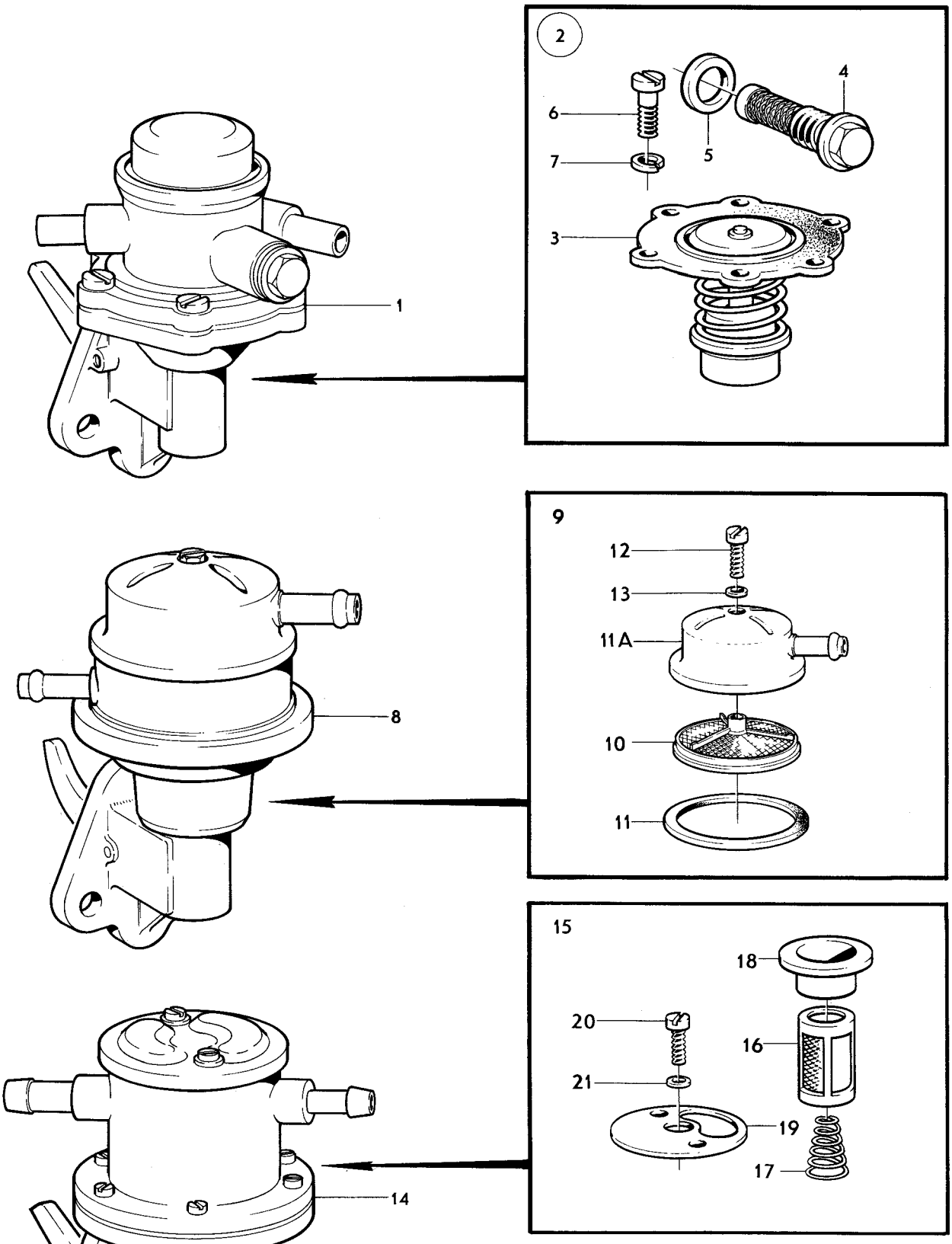

VOLVO PARTS
1 023 11097

Sida 34 Page | Grupp 2c Group | Förgasare Carburetter | Illustration 11782 | 1975-03 | 0450

Pos. Fig.	Antal/Quantity 237 342	237 343	237 439	237 440	Detalj nr Part No	Benämning	Description	Sats Kit	Anmärkning Notes	
1	1	–	–	–	237342-1	Förgasare, främre	Carburetter, forward	3		1010
	–	–	1	–	237439-5	Förgasare, främre	Carburetter, forward	3		1020
	–	1	–	–	237343-9	Förgasare, bakre	Carburetter, rear	3		1030
	–	–	–	1	237440-3	Förgasare, bakre	Carburetter, rear	3		1040
2	1	–	1	–		•Hus	•Body	8		1050
	–	1	–	1		•Hus	•Body	8		1060
3	1	–	1	–	237395-9	•Spjällaxel	•Spindle	S		1070
	–	1	–	1	237360-3	•Spjällaxel	•Spindle	S		1080
4	1	1	1	1	237272-0	•Spjällskiva	•Flap	S		1090
5	2	2	2	2	71693-6	•Skruv	•Screw	S		1100
6	1	2	1	2	237416-3	•Tätning	•Seal	1		1110
7	1	1	1	1	237368-6	•Returfjäder	•Return spring	2		1120
8	–	1	–	1	237362-9	•Hävarm	•Lever	2		1130
9	–	1	–	1	237287-8	•Justerskruv	•Adjuster screw	1		1140
10	–	1	–	1	955844-6	•Mutter	•Nut	0		1150
11	1	–	1	–	237399-1	•Hävarm	•Lever	2		1160
12	–	1	–	1	237364-5	•Hävarm	•Lever	2		1170
13	1	–	1	–	237363-7	•Hävarm	•Lever	2		1180
14	–	1	–	1	237365-2	•Hävarm	•Lever	2		1190
15	1	1	1	1	237308-2	•Bussning	•Bushing	3		1200
16	1	1	1	1	237366-0	•Bricka	•Washer	S		1210
17	1	2	1	2	955949-3	•Låsbricka	•Lockwasher	S		1220
18	1	2	1	2	237271-2	•Mutter	•Nut	2		1230
19	1	1	1	1	237286-0	•Stoppskruv	•Set screw	2		1240
20	1	1	–	–	237496-5	•Fjäder	•Spring	2	(820344)	1250
	–	–	1	1	237469-2	•Fjäder	•Spring	2		1260
20a	–	1	–	1	237421-3	•Kallstart	•Starter	3		1270
21	–	1	–	1	237371-0	••Lock	••Cover	3		1280
22	–	1	–	1		••Axel	••Spindle	8		1290
23	–	1	–	1	237278-7	••Låsbricka	••Lock washer	S		1300
24	–	1	–	1	237277-9	••Fjäder	••Spring	3		1310
25	–	1	–	1		••Lock	••Cover	8		1320
26	–	1	–	1		••Bricka	••Washer	8		1330
27	–	1	–	1	237281-1	••Returfjäder	••Return spring	3		1340
28	–	1	–	1	237373-6	••Hävarm	••Lever	3		1350
29	–	1	–	1	237280-3	•••Skruv	•••Screw	3		1360
30	–	1	–	1	237309-0	••Bricka	••Washer	S		1370
31	–	1	–	1	940155-5	••Låsbricka	••Lock washer	S		1380
32	–	1	–	1	190481-2	••Mutter	••Nut	0		1390
33	–	2	–	2	237282-9	•Skruv	•Screw	3		1400
34	–	2	–	2	237394-2	•Låsbricka	•Lockwasher	S		1410
35	–	1	–	1	237283-7	•Hållare	•Retainer	3		1420
36	–	1	–	1	237284-5	••Låsfjäder	••Lock spring	2		1430
36a	1	1	1	1	237589-7	•Hållare	•Retainer			1440
36b	2	2	2	2	237590-5	•Skruv	•Skruv			1450
37	–	1	–	1	237285-2	•Skruv	•Screw	3		1460
38	1	–	1	–	237401-5	•Luftventil	•Air valve			1470
39	1	–	1	–	237375-1	•Packning	•Gasket	S		1480
40	2	–	2	–	237472-6	•Skruv	•Screw	2	(237297)	1490
41	2	–	2	–	955917-0	•Fjäderbricka	•Spring washer	S		1500
42	1	–	1	–	237376-9	•Skruv	•Screw	2		1510
43	1	1	1	1	237474-2	•Temperaturkompensator	•Temperature compensator		2	
43a	1	1	1	1	237573-1	••Lock	••Cover	2		1521
43b	1	1	1	1	237574-9	••Skruv	••Screw	2		1522
44	1	1	1	1	237378-5	•Gummiring	•Rubber ring	S		1530
45	1	1	1	1	237379-3	•Gummibricka	•Rubber washer	S		1540
46	2	2	2	2	71717-3	•Skruv	•Screw	2		1550
47	2	2	2	2	955946-9	•Låsbricka	•Lock washer	S		1560
48	1	1	1	1	237380-1	•Justerskruv	•Adjuster screw	1		1570
49	1	1	1	1	237381-9	•Fjäder	•Spring	2		1580
50	1	1	1	1	237567-3	•Nålventil	•Needle valve		(237382)	1590
51	1	1	1	1	237311-6	•Bricka	•Washer	S		1600
52	1	1	1	1	237292-8	•Flottör	•Float	1		2010

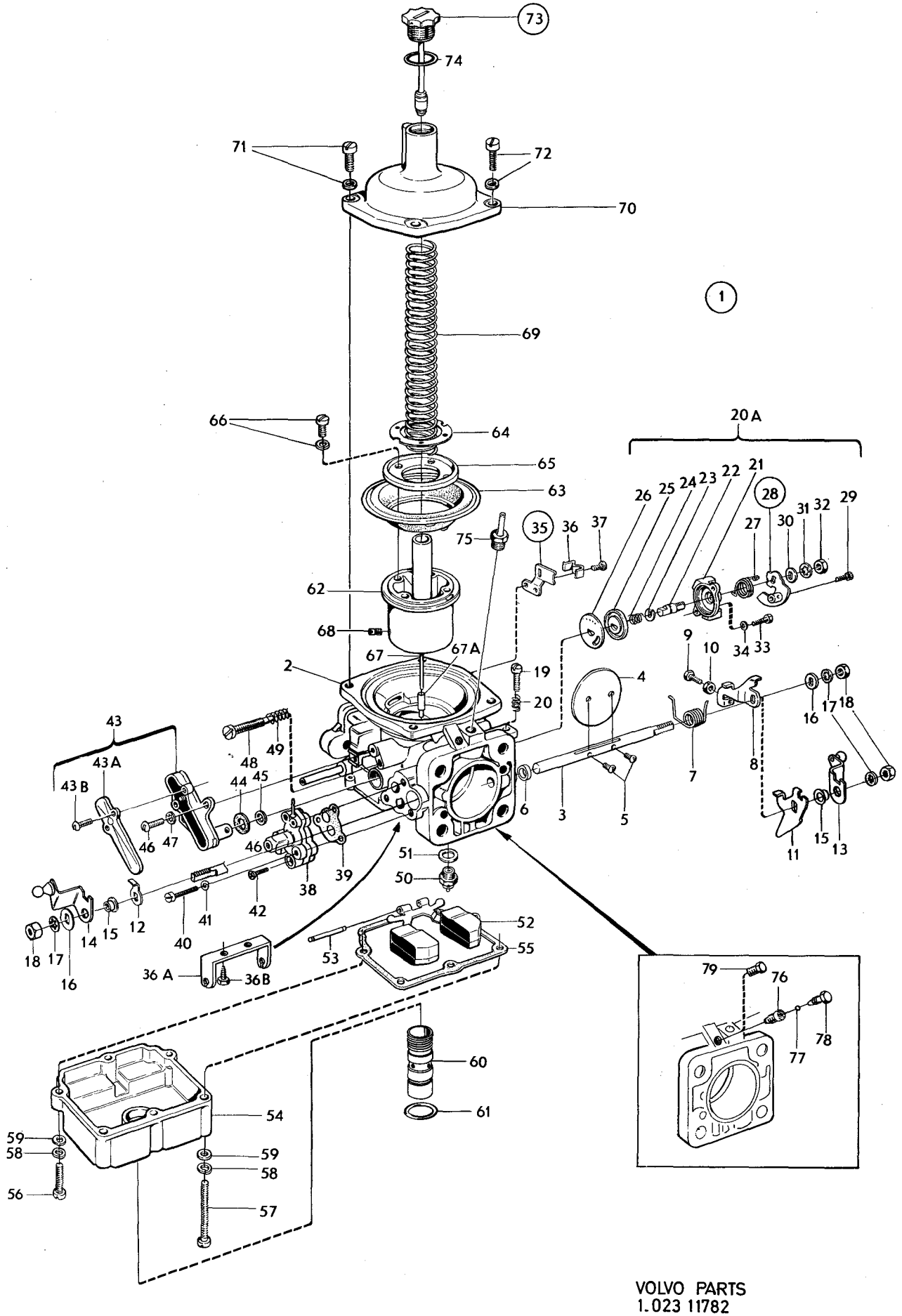

VOLVO PARTS
1.023 11782

Sida 36 Page | Grupp 2c Group | Förgasare Carburetter | Illustration 11782 1975-12 | 0450

Pos. Fig.	Antal/Quantity 237 342	237 343	237 439	237 440	Detalj nr Part No	Benämning	Description	Sats Kit	Anmärkning Notes	
53	1	1	1	1	237293-6	•Axel	•Shaft	1		2020
54	1	1	1	1	237295-1	•Flottörhus	•Float housing	4		2030
55	1	1	1	1	237294-4	•Packning	•Gasket	S		2040
56	4	4	4	4	237471-8	•Skruv	•Screw	2		2050
57	2	2	2	2	237472-6	•Skruv	•Screw		(237297)	2080
58	6	6	6	6	955917-0	•Fjäderbricka	•Spring washer	S		2090
59	6	6	6	6	955891-7	•Bricka	•Washer	0		2100
60	1	1	1	1	237616-8	•Propp	•Plug		(237383)	2110
61	1	1	1	1	820356-4	•O-ring	•O-ring	S		2120
62	1	1	1	1	237384-3	•Kolv	•Piston	4		2130
63	1	1	1	1	237566-5	•Membran	•Diaphragm	1	(237385)	2140
64	1	1	1	1	237386-8	•Hållare	•Retainer	4		2150
65	1	1	1	1	237387-6	•Stödring	•Seal	4		2
66	4	4	4	4	237388-4	•Skruv	•Screw	1		2170
67	1	1	–	–	237344-7	•Bränslenål	•Jet needle	1		2180
	–	–	1	1	237443-7	•Bränslenål	•Jet needle	1		2
67a	1	1	1	1	237572-3	•Munstycke	•Jet	1		2200
68	1	1	1	1	820361-4	•Låsskruv	•Lock screw	3		2210
69	1	1	1	1	237358-7	•Returfjäder	•Return spring	1		2
70	1	1	1	1	237391-8	•Lock	•Cover	4		2230
71	3	3	3	3	820352-3	•Skruv	•Screw	1		2240
72	1	1	1	1	820352-3	•Skruv	•Screw	1	(237403)	2
73	1	1	1	1	237473-4	•Dämpare	•Damper	1		2280
74	1	1	1	1	237427-0	•Packning	•Packing	S		2300
75	–	1	–	1	943513-2	•Nippel	•Nipple		(237312)	2310
76	1	1	1	1	237446-0	•Justerskruv	•Adjuster screw	3	TID UTF	2320
77	1	1	1	1	237447-8	•Kula	•Ball	3	TID UTF	2330
78	1	1	1	1	237448-6	•Skruv	•Sealing screw	3	TID UTF	2340
79	1	1	1	1	237568-1	•Propp	•Plug		SEN UTF	2350
	1	1	1	1	276295-3	Reparationssats	Reapir kit	1		2360
	–	–	–	–	276301-9	Gasspjällaxelsats	Throttle spindle kit	1	1)	2370

1. Sats för 2 förgasare. Kit for 2 carburetters. Jeu pour 2 carburateurs. Satz für 2 Vergaser. Juego para 2 carburadores.

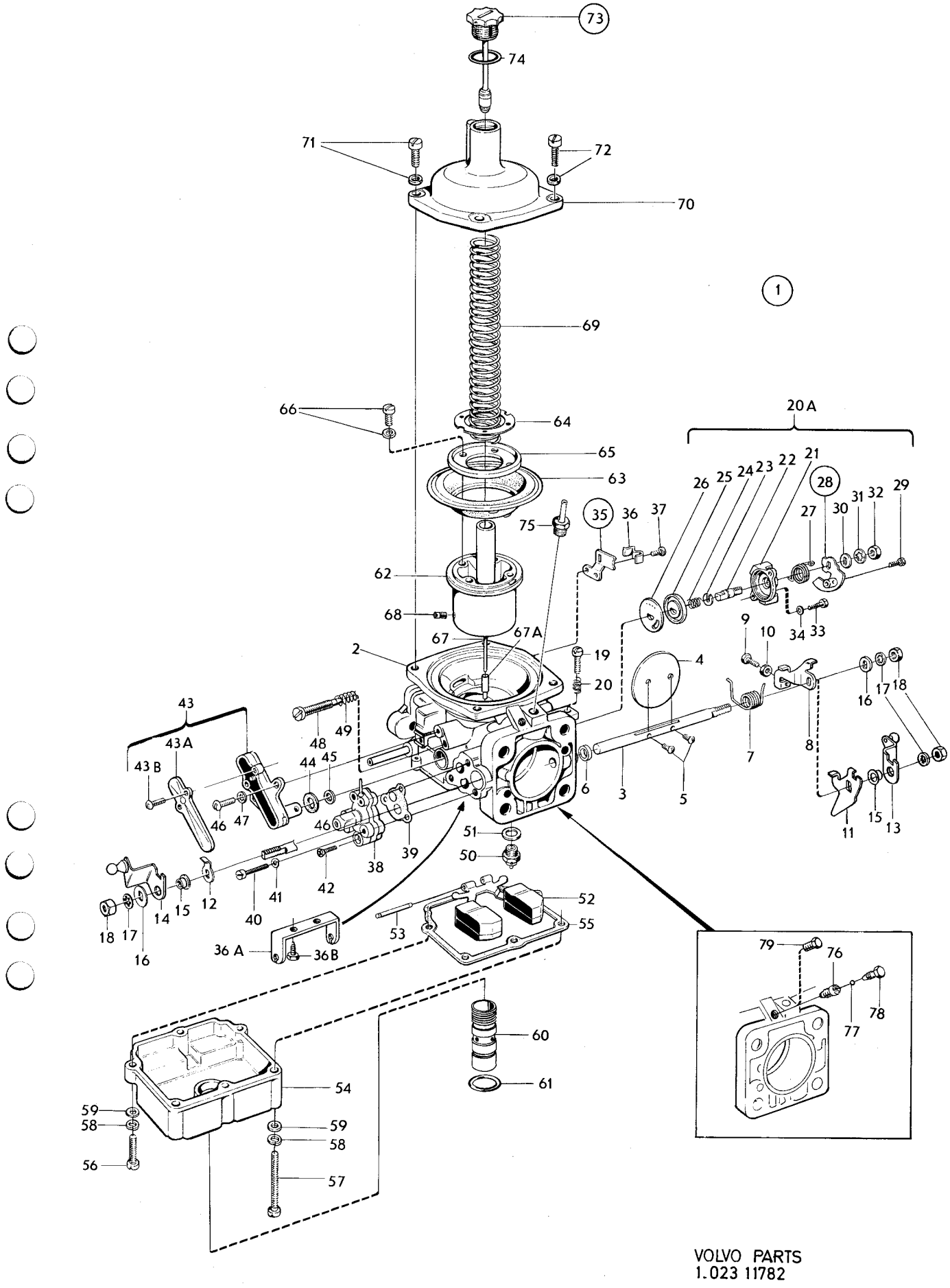

VOLVO PARTS
1.023 11782

Sida 38 Page | Grupp 2c Group | Förgasare Carburetter | Illustration 11782 | 1975-12 | 0500

Pos. Fig.	Antal/Quantity 237 480	237 481			Detalj nr Part No	Benämning	Description	Sats Kit	Anmärkning Notes	
1	1	–	–	–	237480-9	Förgasare, främre	Carburetter, forward	3		1010
	–	1	–	–	237481-7	Förgasare, bakre	Carburetter, rear	3		1020
2	1	–	–	–		•Hus	•Body	8		1030
	–	1	–	–		•Hus	•Body	8		1040
3	1	–	–	–	237395-9	•Spjällaxel	•Spindle	S		1050
	–	1	–	–	237360-3	•Spjällaxel	•Spindle	3		1060
4	1	1	–	–	237272-0	•Spjällskiva	•Flap	S		1070
5	2	2	–	–	71693-6	•Skruv	•Screw	S		1080
6	1	2	–	–	237416-3	•Tätning	•Seal	1		1090
7	1	1	–	–	237368-6	•Returfjäder	•Return spring	2		1100
8	–	1	–	–	237362-9	•Hävarm	•Lever	2		1110
9	–	1	–	–	237287-8	•Justerskruv	•Adjuster screw	1		1120
10	–	1	–	–	955844-6	•Mutter	•Nut	0		1130
11	1	–	–	–	237399-1	•Hävarm	•Lever	2		1140
12	–	1	–	–	237364-5	•Hävarm	•Lever	2		1150
13	1	–	–	–	237363-7	•Hävarm	•Lever	2		1160
14	–	1	–	–	237365-2	•Hävarm	•Lever	2		1170
15	1	1	–	–	237308-2	•Bussning	•Bushing	3		1180
16	1	1	–	–	237366-0	•Bricka	•Washer	S		1190
17	1	2	–	–	955949-3	•Låsbricka	•Lock washer	S		1200
18	1	2	–	–	237271-2	•Mutter	•Nut	2		1210
19	1	1	–	–	237286-0	•Stoppskruv	•Set screw	2		1220
20	1	1	–	–	237469-2	•Fjäder	•Spring	2		1230
20a	–	1	–	–	237421-3	•Kallstart	•Starter	3		1240
21	–	1	–	–		••Lock	••Cover	8		1250
22	–	1	–	–		••Axel	••Spindle	8		1260
23	–	1	–	–	237278-7	••Låsbricka	••Lock washer	S		1270
24	–	1	–	–	237277-9	••Fjäder	••Spring	3		1280
25	–	1	–	–		••Lock	••Cover	8		1290
26	–	1	–	–		••Bricka	••Washer	8		1300
27	–	1	–	–	237281-1	••Returfjäder	••Return spring	3		1310
28	–	1	–	–	237373-6	••Hävarm	••Lever	3		1320
29	–	1	–	–	237280-3	•••Skruv	•••Screw	3		1330
30	–	1	–	–	237309-0	••Bricka	••Washer	S		1340
31	–	1	–	–	940155-5	••Låsbricka	••Lock washer	S		1350
32	–	1	–	–	190481-2	••Mutter	••Nut	0		1360
33	–	2	–	–	237282-9	•Skruv	•Screw	3		1370
34	–	2	–	–	237394-2	•Låsbricka	•Lock washer	S		1380
35	–	1	–	–	237283-7	•Hållare	•Retainer	3		1390
36	–	1	–	–	237284-5	••Låsfjäder	••Lock spring	2		1400
36a	1	1	–	–	237589-7	•Hållare	•Retainer			1410
36b	2	2	–	–	237590-5	•Skruv	•Screw			1420
37	–	1	–	–	237285-2	•Skruv	•Screw	3		1430
38	1	–	–	–	237401-5	•Luftventil	•Air valve			1440
39	1	–	–	–	237375-1	•Packning	•Gasket	S		1450
40	2	–	–	–	237472-6	•Skruv	•Screw	2		1460
41	2	–	–	–	955917-0	•Fjäderbricka	•Spring washer	S		1470
42	1	–	–	–	237376-9	•Skruv	•Screw	2		1480
43	1	1	–	–	237474-2	•Temperaturkompensator	•Temperature compensator		2	1490
43a	1	1	–	–	237573-1	••Lock	••Cover	2		1491
43b	1	1	–	–	237574-9	••Skruv	••Screw	2		1492
44	1	1	–	–	237378-5	•Gummiring	•Rubber ring	S		1500
45	1	1	–	–	237379-3	•Gummibricka	•Rubber washer	S		1510
46	2	2	–	–	71717-3	•Skruv	•Screw	2		1520
47	2	2	–	–	955946-9	•Låsbricka	•Lock washer	S		1530
48	1	1	–	–	237380-1	•Justerskruv	•Adjuster screw	1		1540
49	1	1	–	–	237381-9	•Fjäder	•Spring	2		1550
50	1	1	–	–	237567-3	•Nålventil	•Needle valve		(237382)	1560
51	1	1	–	–	237311-6	•Bricka	•Washer	S		1570
52	1	1	–	–	237292-8	•Flottör	•Float	1		1580
53	1	1	–	–	237293-6	•Axel	•Shaft	1		1590
54	1	1	–	–	237295-1	•Flottörhus	•Float housing	4		1600
55	1	1	–	–	237294-4	•Packning	•Gasket	S		2010

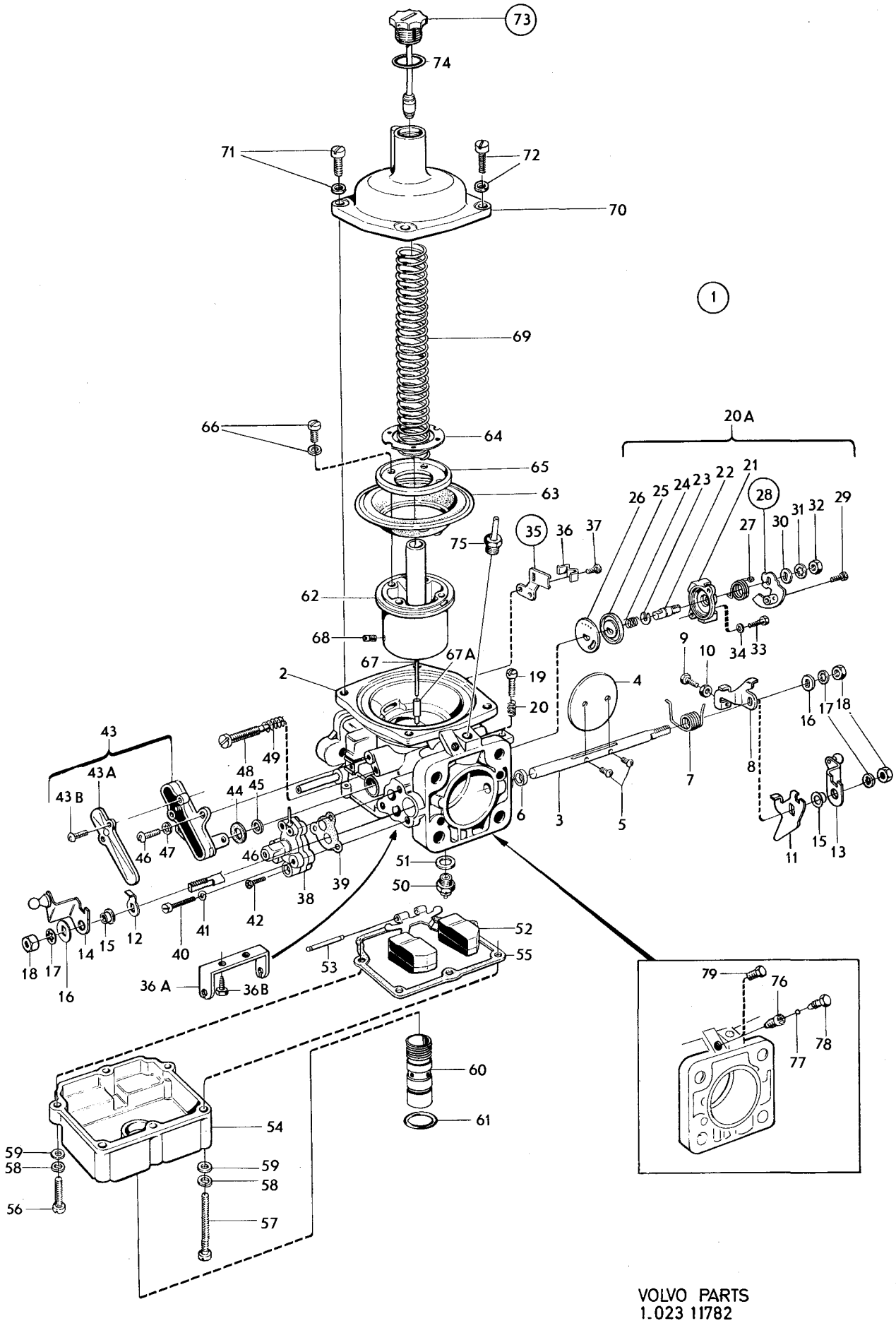

VOLVO PARTS
1.023 11782

Sida 40 Page | Grupp 2c Group | Förgasare Carburetter | Illustration 11782 1975-03 | 0500

Pos. Fig.	Antal/Quantity 237 480	237 481			Detalj nr Part No	Benämning	Description	Sats Kit	Anmärkning Notes	
56	4	4	–	–	237471-8	•Skruv	•Screw	2		2020
57	2	2	–	–	237472-6	•Skruv	•Screw	2		2030
58	6	6	–	–	955917-0	•Fjäderbricka	•Spring washer	S		2040
59	6	6	–	–	955891-7	•Bricka	•Washer	0		2050
60	1	1	–	–	237616-8	•Propp	•Plug		(237383)	2060
61	1	1	–	–	820356-4	•O–ring	•O–ring	S		2070
62	1	1	–	–	237384-3	•Kolv	•Piston	4		2080
63	1	1	–	–	237566-5	•Membran	•Diaphragm	1	(237385)	2090
64	1	1	–	–	237386-8	•Hållare	•Retainer	4		2100
65	1	1	–	–	237387-6	•Stödring	•Seal	4		2110
66	4	4	–	–	237388-4	•Skruv	•Screw	1		2120
67	1	1	–	–	237482-5	•Bränslenål	•Jet needle	1		2130
67a	1	1	–	–	237572-3	•Munstycke	•Jet	1		2
68	1	1	–	–	820361-4	•Låsskruv	•Lock screw	3		2150
69	1	1	–	–	237358-7	•Returfjäder	•Return spring	1		2
70	1	1	–	–	237391-8	•Lock	•Cover	4		2
71	3	3	–	–	820352-3	•Skruv	•Screw	1		2180
72	1	1	–	–	820352-3	•Skruv	•Screw	1	(237403)	2190
73	1	1	–	–	237473-4	•Dämpare	•Damper	1		2
74	1	1	–	–	237427-0	•Packning	•Packing	S		2210
75	–	1	–	–	943513-2	•Nippel	•Nipple			2220
76	1	1	–	–	237446-0	•Justerskruv	•Adjuster screw	3	TID UTF	2
77	1	1	–	–	237447-8	•Kula	•Ball	3	TID UTF	2240
78	1	1	–	–	237448-6	•Skruv	•Sealing screw	3	TID UTF	2250
79	1	1	–	–	237568-1	•Propp	•Plug		SEN UTF	2260
	1	1	–	–	276295-3	Reparationssats	Repair kit	1		2270
	–	–	–	–	276301-9	Gasspjällaxelsats	Throttle spindle kit	1	1)	2280

1. Sats för 2 förgasare. Kit for 2 carburetters. Jeu pour 2 carburateurs. Satz für 2 Vergaser. Juego para 2 carburadores.

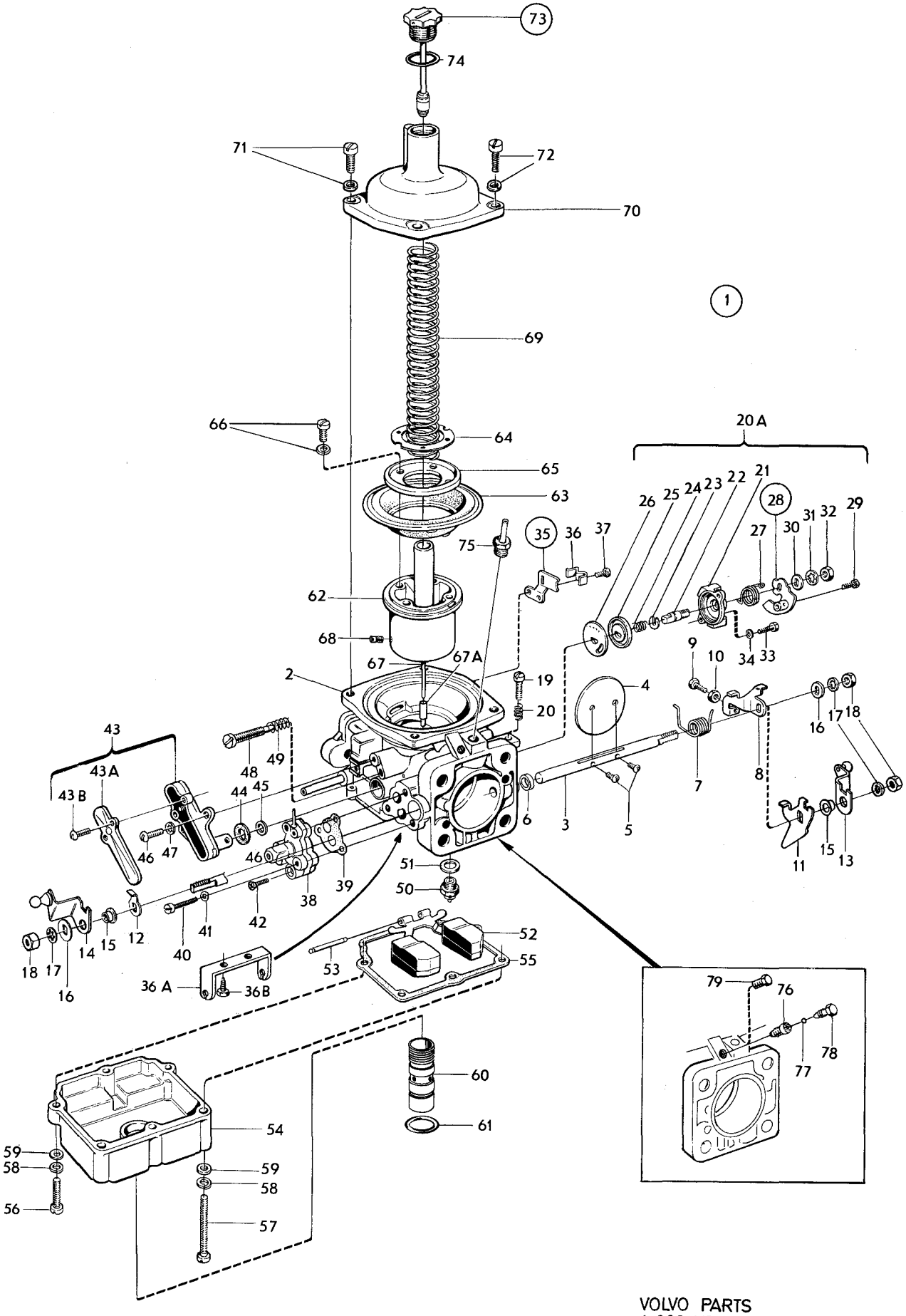

VOLVO PARTS
1.023 11782

Sida 42 Page | Grupp 2c Group | Ventilationsanordning | Ventilation unit | Illustration 7578 | 1975-12 | 0550

Pos. Fig.	Antal/Quantity				Detalj nr Part No	Benämning	Description	Sats Kit	Anmärkning Notes	
1	1	–	–	–	460104-3	Ventilreglage	Valve control	S	(419873).	1010
2	1	–	–	–	419872-7	Skruv	Screw	S		1020
3	1	–	–	–	192292-1	Bricka	Washer	S	(120085).	1030
4	1	–	–	–	419871-9	Distansbricka	Spacer washer	S		1040
5	1	–	–	–	460071-4	Reglerstång	Control rod		(418866)	1050
6	1	–	–	–	955778-6	Mutter	Nut	S		1060
7	1	–	–	–	460071-4	Ventil	Valve		CH –43853. ERS AV	1070
									460331–2	1071
	1	–	–	–	460331-2	Ventil	Valve	S	CH 43584–.	1080
8	2	–	–	–	16947-4	Nit för 460071	Rivet for 460071	0	CH–43583. 3X9	1090
	2	–	–	–	16948-2	Nit för 460331	Rivet for 460331	S	CH 43584–. 4X12.	1100
9	2	–	–	–	955890-9	Bricka	Washer	0	CH–43583.	1110
	2	–	–	–	955891-7	Bricka	Washer	S	CH 43584–.	1[illegible]
10	3	–	–	–	419864-4	Slanganslutning	Hose adapter pipe	S		1130
11	65MM	–	–	–	192034-7	Slang	Hose	S		114[illegible]
12	235	–	–	–	192034-7	Slang	Hose	S		1[illegible]
13	2	–	–	–	419865-1	Slanganslutning	Hose adapter pipe	S		1160
14	2	–	–	–	683718-1	Bricka	Washer	S		1170
	1	–	–	–	273182-6	Reparationssats	Repairkit			1[illegible]

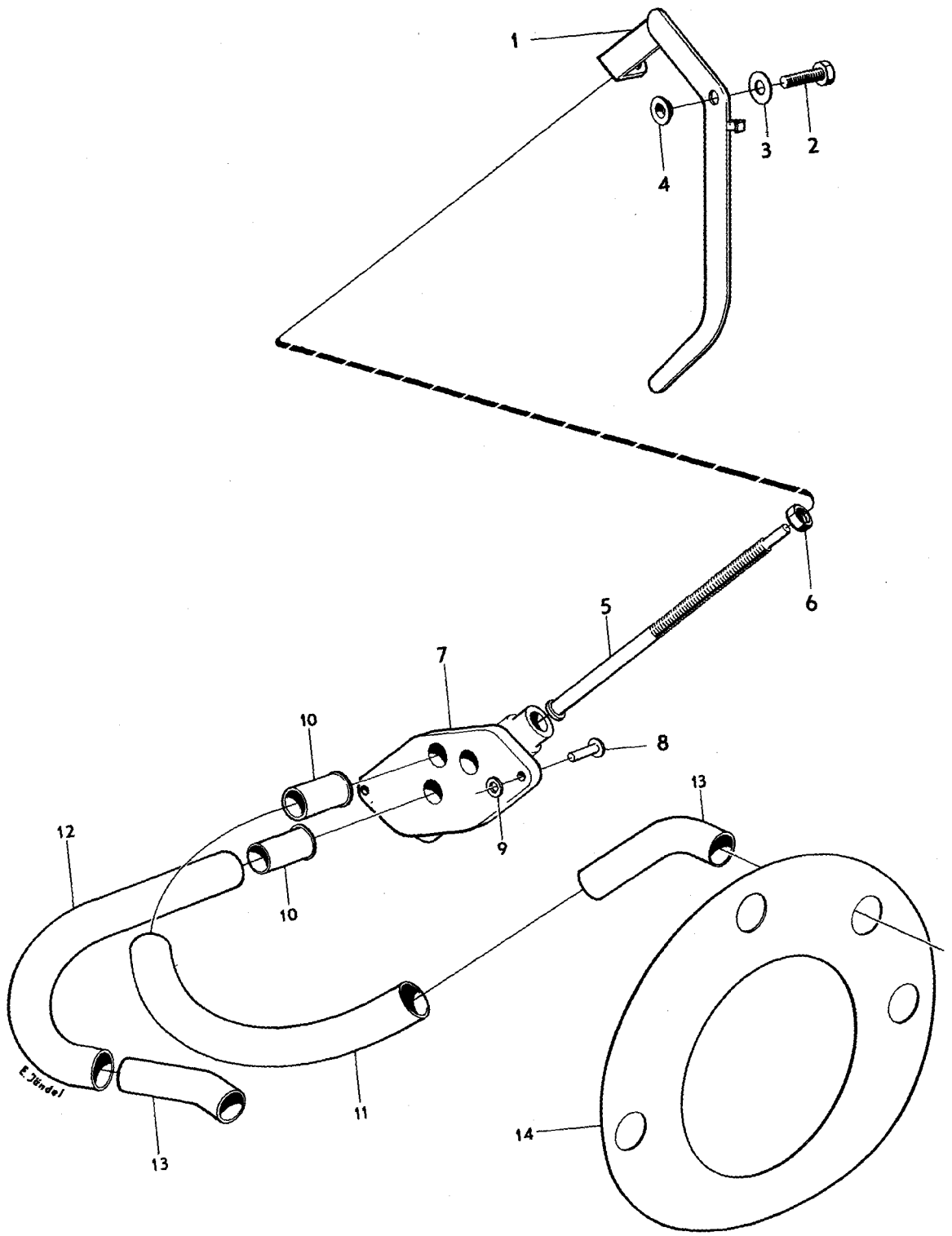

VOLVO
KA 7578

Sida 44 Page — Grupp 2c Group — Avgassystem, avgasåterledning, B30, B30A. B30E–F CH –102949 — Exhaust system exhaust recirculation system B30, B30A. B30E–F CH –102949 — Illustration 15012 1975-12 — 0600

Pos. Fig.	Antal/Quantity B30 B30A	B30E B30F			Detalj nr Part No	Benämning	Description	Sats Kit	Anmärkning Notes	
1	1	–	–	–	679106-5	Utblåsningsrör	Exhaust pipe	1	EXCL BW35	1010
									HST CH–52789.	1015
	1	–	–	–	679108-1	Utblåsningsrör	Exhaust pipe	1	BW35 HST CH–52789.	1020
2	–	1	–	–	461348-5	Utblåsningsrör, H	Exhaust pipe, R		CH –74449. (688084)	1030
	–	1	–	–	461362-6	Utblåsningsrör, H	Exhaust pipe, R		13). CH 74450–. EXCL	1031
									B30E VXL M400,410.	1032
	–	1	–	–	461348-5	Utblåsningsrör, H	Exhaust pipe, R		B30E VXL M400,410	1033
									CH 74450–	1034
3	–	1	–	–	688085-0	Utblåsningsrör, V	Exhaust pipe, L		CH –74449	1040
	–	1	–	–	688085-0	Utblåsningsrör, V	Exhaust pipe, L		CH74450–. EXCL	1041
									B30E VXL M400,401.	1042
	–	1	–	–	461349-3	Utblåsningsrör, V	Exhaust pipe, L		B30E VXL M400,410	1043
									CH 74450–.	1[illegible]
4	1	–	–	–	671822-5	Packning	Gasket	S		1050
5	–	2	–	–	688088-4	Packning	Gasket	S		1060
6	3	4	–	–	953259-9	Pinnskruv	Stud	0		1[illegible]
6a	3	4	–	–	191894-5	Mutter	Nut	S		1080
7	1	–	–	–	679870-6	Konsol	Bracket	1	M400, M410	1090
	1	–	–	–	676611-7	Konsol	Bracket	1	BW35 VST.	1[illegible]
									BW35 HST CH52790–.	1110
8	1	–	–	–	1219562-4	Klammer	Clamp	S	EXCL BW35	1120
									HST CH –52789.	1[illegible]
8a	1	–	–	–	1219561-6	Klammer	Clamp	S	EXCL BW35	1125
									HST CH –52789.	1126
9	1	–	–	–	955274-6	Skruv	Screw	S	EXCL BW35	1130
									HST CH –52789.	1135
10	1	–	–	–	960139-4	Bricka	Washer	S	EXCL BW35	1140
									HST CH –52789.	1145
11	1	–	–	–	946035-3	Mutter	Nut	S	EXCL BW35	1150
									HST CH –52789.	1155
12	1	–	–	–	671443-0	Konsol	Bracket	1	BW35 HST CH–52789.	1160
13	1	–	–	–	944008-2	Klammer	Clamp	1	BW35 HST CH–52789.	1170
14	1	–	–	–	670432-4	Distanshylsa	Spacer sleeve	1	BW35 HST CH–52789.	1180
15	1	–	–	–	941841-9	Skruv	Screw	0	BW35 HST CH–52789.	1190
16	1	–	–	–	955894-1	Bricka	Washer	0	BW35 HST CH–52789.	1200
17	1	–	–	–	955826-3	Mutter	Nut	0	BW35 HST CH–52789.	1210
18	–	1	–	–	688985-1	Konsol	Bracket	1	M400, M410	1220
19	–	1	–	–	688986-9	Konsol	Bracket	1	BW35	1230
20	–	1	–	–	688987-7	Klammer	Clamp	S		1240
21	–	1	–	–	940136-5	Skruv	Screw	S		1[illegible]
22	–	1	–	–	960141-0	Bricka	Washer	S		1260
23	–	1	–	–	945467-9	Mutter	Nut	S		1270
24	2	2	–	–	940162-1	Skruv	Screw	0		1[illegible]
25	2	2	–	–	942336-9	Fjädrande bricka	Resilient washer	0		1290
26	1	–	–	–	680598-0	Ljuddämpare	Silencer	1		1300
27	–	1	–	–	688086-8	Ljuddämpare	Silencer	1		13[illegible]
28	1	–	–	–	942996-0	Klammer	Clamp	S		1320
29	–	2	–	–	942721-2	Klammer	Clamp	S		1330
30	1	2	–	–	940136-5	Skruv	Screw	S		13[illegible]
31	2	4	–	–	120265-4	Bricka	Washer	S		1350
32	1	2	–	–	955826-3	Mutter	Nut	S		1360
33	1	1	–	–	942995-2	Klammer	Clamp	S		1370
34	1	1	–	–	940136-5	Skruv	Screw	S		1380
35	2	2	–	–	120265-4	Bricka	Washer	S		1390
36	1	1	–	–	955826-3	Mutter	Nut	S		1400
37	2	2	–	–	666408-0	Hållare	Retainer	1	CH–52789	1410
38	2	2	–	–	955523-6	Skruv	Screw	0	CH–52789	1420
39	2	2	–	–	955949-3	Låsbricka	Lock washer	0	CH–52789	1430
40	2	2	–	–	666407-2	Gummiring	Rubber ring	S	CH–52789	1440
40a	1	1	–	–	1212146-3	Fästplåt	Anchorage		CH 52790–	1441
40b	2	2	–	–	955523-6	Skruv	Screw	0	CH 52790–70364	1442
	2	2	–	–	942624-8	Flänsskruv	Flange bolt	0	CH 70365–	1443

13. MRA ERS AV 1 ST 461456–6, 1 ST 946589–9 1 ST 11996–6. URA ERS AV 1 ST 461348–5.

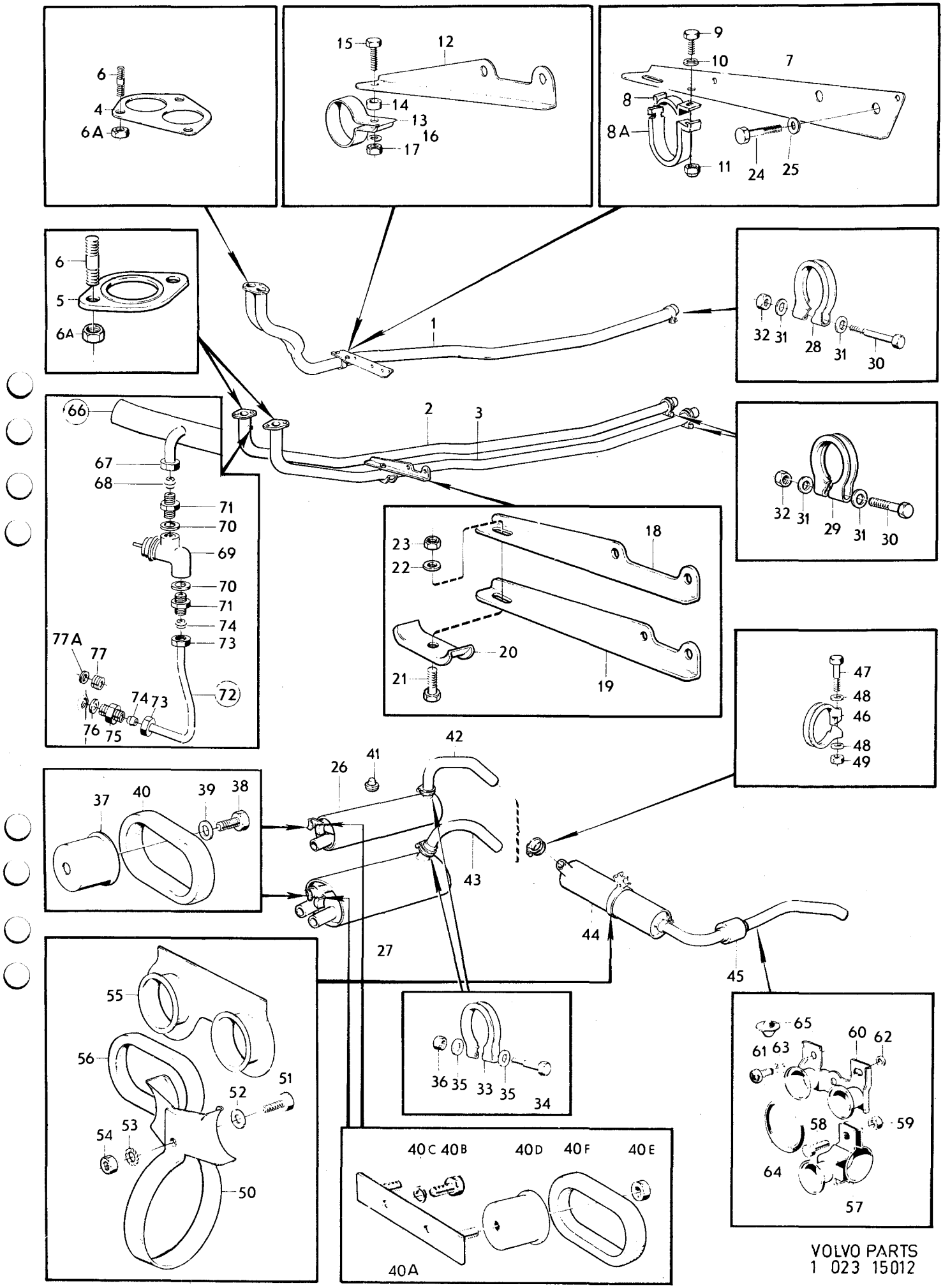

VOLVO PARTS
1 023 15012

Sida / Page	Grupp / Group		Illustration	
46	2c	Avgassystem, avgasåterledning, B30, B30A. B30E–F CH –102949 / Exhaust system exhaust recirculation system B30, B30A. B30E–F CH –102949	15012 1975-12	0600

Pos. Fig.	Antal/Quantity B30 B30A	B30E B30F			Detalj nr Part No	Benämning	Description	Sats Kit	Anmärkning Notes	
40c	2	2	–	–	955949-3	Låsbricka	Lock washer	0	CH 52790–70364	1444
40d	2	2	–	–	666408-0	Hållare	Retainer	1	CH 52790–	1445
40e	2	2	–	–	945457-0	Mutter	Nut	S	CH 52790–	1446
40f	2	2	–	–	666407-2	Gummiring	Rubber ring	S	CH 52790–	1447
41	1	1	–	–	667516-9	Gummiknapp	Rubber button	1		1450
42	1	–	–	–	684592-9	Utblåsningsrör	Exhaust pipe	1		1460
43	–	1	–	–	688087-6	Utblåsningsrör	Exhaust pipe	1		1470
44	1	1	–	–	679111-5	Ljuddämpare	Silencer	1		1480
45	1	1	–	–	684593-7	Utblåsningsrör	Exhaust pipe	1		1490
46	2	2	–	–	942995-2	Klammer	Clamp	S		2010
47	2	2	–	–	940136-5	Skruv	Screw	S		2020
48	4	4	–	–	120265-4	Bricka	Washer	S		[illegible]
49	2	2	–	–	955826-3	Mutter	Nut	S		[illegible]
50	1	1	–	–	679113-1	Klammer	Clamp	S		2050
51	1	1	–	–	941841-9	Skruv	Screw	S		[illegible]
52	1	1	–	–	955894-1	Bricka	Washer	S		[illegible]
53	1	1	–	–	955949-3	Låsbricka	Lock washer	S		2080
54	1	1	–	–	955826-3	Mutter	Nut	S		[illegible]
55	1	1	–	–		Konsol	Bracket		SE GRUPP 8	[illegible]
56	2	2	–	–	666407-2	Gummiring	Rubber ring	1		2110
57	1	1	–	–	679116-4	Klammer	Clamp	S		[illegible]
58	1	1	–	–	940135-7	Skruv	Screw	S		[illegible]
59	1	1	–	–	955826-3	Mutter	Nut	S		2140
60	2	2	–	–	682669-7	Konsol	Bracket	1		2150
61	2	2	–	–	955523-6	Skruv	Screw		CH –70364	2160
	2	2	–	–	942624-8	Flänsskruv	Flange bolt		CH 70365–	2165
62	1	1	–	–	955894-1	Bricka	Washer	0	SEN UTF	2170
63	2	2	–	–	955949-3	Låsbricka	Lock washer		CH –70364	2180
64	2	2	–	–	676184-5	Gummiring	Rubber ring	S		2190
65	1	1	–	–	688109-8	Gummiknapp	Rubber button	1	(682668)	2200
66	–	1	–	–	461412-9	Anslutningsrör	Union manifold		MRA	2210
67	–	1	–	–	956983-1	•Mutter	•Nut	0	MRA	2220
68	–	1	–	–	956969-0	•Kona	•Fitting	0	MRA	2230
69	–	1	–	–	460817-0	Vakuumventil	Valve	S	MRA	2240
70	–	2	–	–	18671-8	Packning	Packing	S	MRA	2250
71	–	2	–	–	941754-4	Förskruvning	Screw union	S	MRA	2260
72	–	1	–	–	461411-1	Rör	Pipe	S	MRA	2270
73	–	2	–	–	956983-1	•Mutter	•Nut	0	MRA	2280
74	–	2	–	–	956969-0	•Kona	•Fitting	0	MRA	[illegible]
75	–	1	–	–	941754-4	Förskruvning, alt 1	Screw union, alt 1		MRA STD	[illegible]
	–	1	–	–	946589-9	Förskruvning, alt 2	Screw union, alt 2		MRA. SE POS 2	2305
76	–	1	–	–	18671-8	Packning, alt 1	Packing, alt 1		MRA STD	[illegible]
	–	1	–	–	11996-6	Packning, alt 2	Packing, alt 2		MRA. SE POS 2	[illegible]
77	–	1	–	–	960630-2	Plugg, alt 1	Plug, alt 1		URA STD	2320
	–	1	–	–	960631-0	Plugg, alt 2	Plug, alt 2		URA, SE POS 2	[illegible]
77a	–	1	–	–	18671-8	Packning, alt 1	Packing, alt 1		URA STD	[illegible]
	–	1	–	–	11996-6	Packning, alt 2	Packing, alt 2		URA. SE POS 2.	2350
	1	–	–	–	273109-9	Monteringssats, avgas–system	Replacement kit, exhaust system			[illegible]
	–	1	–	–	273290-7	Monteringssats, avgas–system	Replacement kit, exhaust system			2380 2390
	–	1	–	–	273302-0	Vakuumventilsats	Valve kit			2400

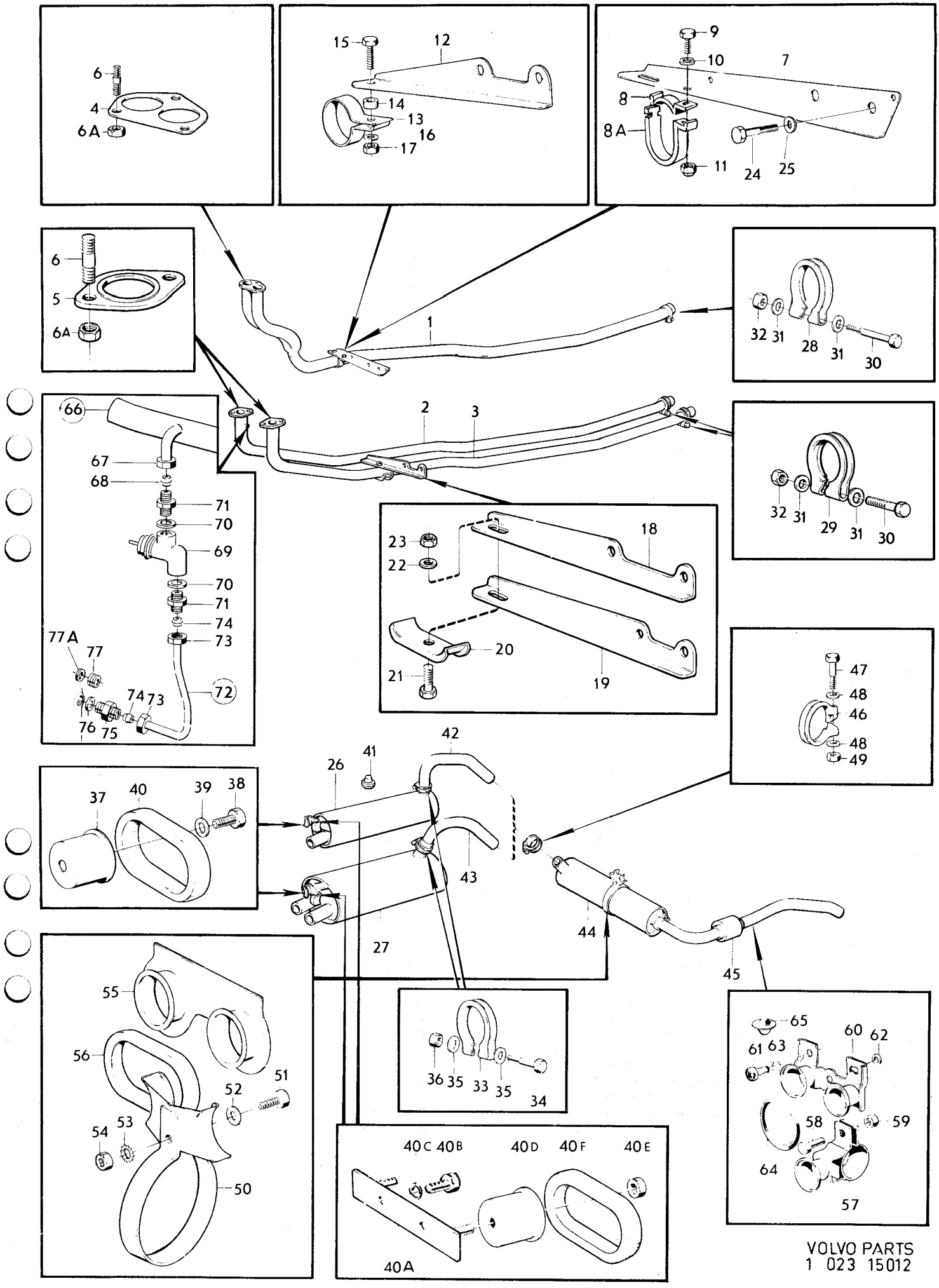

VOLVO PARTS
1 023 15012

Sida 48 Page | Grupp 2c Group | Avgassystem, avgasåterledning, B30E–F CH 102950–132566 | Exhaust system, exhaust recirculation system, B30E–F CH 102950–132566 | Illustration 11783 1975-12 | 0650

Pos. Fig.	Antal/Quantity B30E	B30F			Detalj nr Part No	Benämning	Description	Sats Kit	Anmärkning Notes	
1	1	1	–	–	461348-5	Utblåsningsrör, H	Exhaust pipe, R		URA	1010
	–	1	–	–	461456-6	Utblåsningsrör, H	Exhaust pipe, R		MRA	1020
2	1	1	–	–	461349-3	Utblåsningsrör, V	Exhaust pipe, L		URA	1030
	–	1	–	–	688085-0	Utblåsningsrör, V	Exhaust pipe, L		MRA	1040
3	2	2	–	–	688088-4	Packning	Gasket	S		1050
4	4	4	–	–	953259-9	Pinnskruv				1060
5	4	4	–	–	191894-5	Mutter	Nut	S		1070
6	1	1	–	–	688985-1	Konsol	Bracket		VXL M400,M410	1080
7	1	1	–	–	688986-9	Konsol	Bracket		VXL BW35	1090
8	1	1	–	–	688987-7	Klammer	Clamp			1100
9	1	1	–	–	940136-5	Skruv	Screw	S		1110
10	1	1	–	–	955894-1	Bricka	Washer	S		1[illegible]
11	1	1	–	–	955826-3	Mutter	Nut	S		1[illegible]
12	2	2	–	–	940162-1	Skruv	Screw			1140
13	2	2	–	–	942336-9	Fjädrande bricka	Resilient washer			1[illegible]
14	2	2	–	–	942721-2	Klammer	Clamp	S		1[illegible]
15	2	2	–	–	940136-5	Skruv	Screw	S		1170
16	4	4	–	–	120265-4	Bricka	Washer	S		1[illegible]
17	2	2	–	–	955826-3	Mutter	Nut	S		1[illegible]
18	1	1	–	–	688086-8	Ljuddämpare	Silencer			1200
19	1	1	–	–	461431-9	Utblåsningsrör	Exhaust pipe			1[illegible]
20	1	1	–	–	942995-2	Klammer	Clamp	S		1[illegible]
21	1	1	–	–	940136-5	Skruv	Screw	S		1230
22	2	2	–	–	120265-4	Bricka	Washer	S		1240
23	1	1	–	–	955826-3	Mutter	Nut	S		1250
24	1	1	–	–	1212146-3	Fästplåt	Anchorage plate			1260
25	2	2	–	–	942624-8	Flänsskruv	Flange bolt			1270
26	2	2	–	–	666408-0	Hållare	Retainer			1280
27	2	2	–	–	945457-0	Mutter	Nut			1290
28	2	2	–	–	666407-2	Gummiring	Rubber ring	S		1300
29	1	1	–	–	667516-9	Gummiknapp	Rubber button			1310
30	1	1	–	–	461356-8	Ljuddämpare	Silencer			1320
31	2	2	–	–	942995-2	Klammer	Clamp	S		1330
32	2	2	–	–	940136-5	Skruv	Screw	S		1340
33	4	4	–	–	120265-4	Bricka	Washer	S		1350
34	2	2	–	–	955826-3	Mutter	Nut	S		1360
35	1	1	–	–	461432-7	Utblåsningsrör	Exhaust pipe			1370
36	2	2	–	–	1206468-9	Hänke	Shackle	S		1380
37	2	2	–	–	1206855-7	Konsol	Bracket			1[illegible]
38	2	2	–	–	955315-7	Skruv	Screw			1[illegible]
39	4	4	–	–	960148-5	Bricka	Washer			1410
40	2	2	–	–	955783-6	Mutter	Nut			1[illegible]
41	2	2	–	–	1203374-2	Fäste	Attachment			1[illegible]
42	–	1	–	–	461443-4	Anslutningsrör	Union manifold		MRA	1440
43	–	1	–	–	956984-9	•Mutter	•Nut			1[illegible]
44	–	1	–	–	956970-8	•Kona	•Fitting			1[illegible]
45	–	1	–	–	461445-9	Tätningsring	Seal ring		MRA.	1470
46	–	1	–	–	462582-8	Vakuumventil	Valve		MRA. EXCL CALIF.	1[illegible]
	–	1	–	–	462581-0	Vakuumventil	Valve		MRA CALIF	1[illegible]
47	–	340	–	–	192055-2	Slang	Hose		MRA.	1500
48	–	1	–	–	461441-8	Rör	Pipe		MRA	1510
49	–	2	–	–	956984-9	•Mutter	•Nut			1520
50	–	2	–	–	956970-8	•Kona	•Fitting			1530
51	–	1	–	–	945629-4	Nippel	Nipple		MRA	1540
52	–	1	–	–	11996-6	Packning	Packing		MRA	1550
	1	1	–	–	273465-5	Monteringssats, avgassystem	Replacement kit, exhaust system			1560
										1570

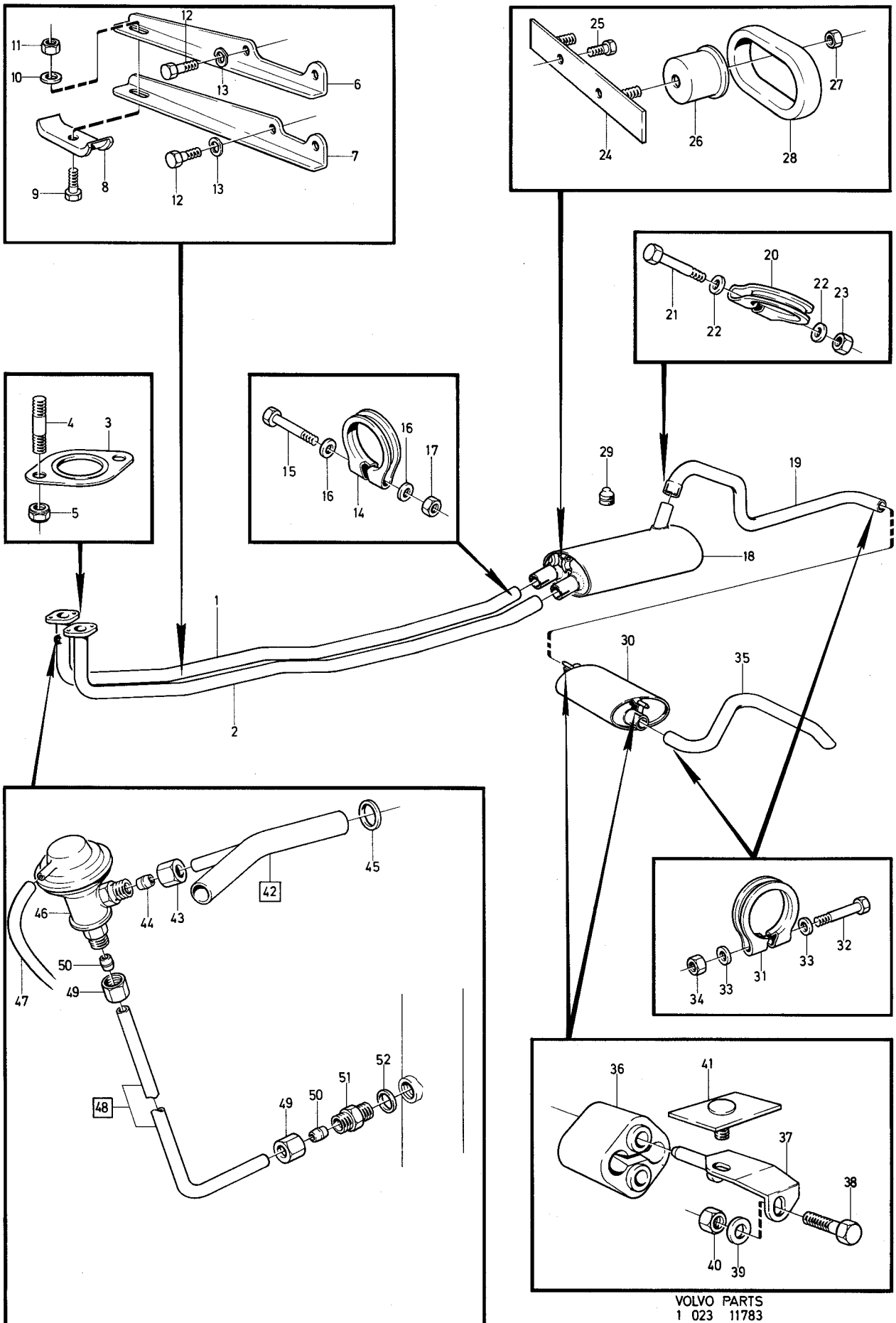

VOLVO PARTS
1 023 11783

Sida / Page	Grupp / Group	Avgassystem, avgasåterledning CH 132567–, excl japan	Exhaust system, exhaust recirculation system CH 132567–, excl japan	Illustration 15013 1975-12	0700
50	2c				

Pos. Fig.	Antal/Quantity				Detalj nr Part No	Benämning	Description	Sats Kit	Anmärkning Notes	
1	1	–	–	–	461557-1	Utblåsningsrör	Exhaust pipe		VXL BW35 EXCL CALIF	0020
2	1	–	–	–	461480-6	Utblåsningsrör	Exhaust pipe		VXL BW35 CALIF.	0040
									VXL M410.	0050
3	1	–	–	–	462863-2	Katalysrenare	Catalytic converter		VXL BW35 CALIF.	0060
									VXL M410.	0070
4	2	–	–	–	462808-7	Packning	Gasket		VXL BW35 CALIF.	0080
									VXL M410.	0090
5	6	–	–	–	940142-3	Skruv	Screw		VXL BW35 CALIF.	0100
									VXL M410.	0110
6	6	–	–	–	955782-8	Mutter	Nut		VXL BW35 CALIF.	0120
									VXL M410.	0130
7	1	–	–	–	464270-8	Utblåsningsrör	Exhaust pipe		VXL BW35 CALIF.	0140
									VXL M410.	01
8	2	–	–	–	688088-4	Packning	Gasket	S		0160
9	4	–	–	–	953259-9	Pinnskruv	Stud			0180
10	4	–	–	–	191894-5	Mutter	Nut	S		02
11	1	–	–	–	1219555-8	Konsol	Bracket		VXL BW35	0220
	1	–	–	–	688985-1	Konsol	Bracket		VXL M410	0230
12	1	–	–	–	1219562-4	Klammer	Clamp		VXL BW35	02
12a	1	–	–	–	1219561-6	Klammer	Clamp		VXL BW35	02
12b	1	–	–	–	461670-2	Klammer	Clamp		VXL M410	0250
12c	1	–	–	–	688987-7	Klammer	Clamp		VXL M410	02
13	1	–	–	–	955274-6	Skruv	Screw	S	M6X25. VXL BW35	0260
	1	–	–	–	955305-8	Skruv	Screw	S	M8X75. VXL M410	0270
13a	1	–	–	–	960139-4	Bricka	Washer	S	6,4X18X2. VXL BW35	0275
	1	–	–	–	960141-0	Bricka	Washer	S	8,4X22X2. VXL M410	0276
14	1	–	–	–	946035-3	Mutter	Nut	S	M6. VXL BW35	0280
	1	–	–	–	946036-1	Mutter	Nut	S	M8. VXL M410	0290
15	1	–	–	–	942996-0	Klamma	Clamp	S		0300
16	1	–	–	–	955303-3	Skruv	Screw	S		0320
17	2	–	–	–	120265-4	Bricka	Washer	S		0340
18	1	–	–	–	955782-8	Mutter	Nut	S		0360
19	1	–	–	–	462898-8	Ljuddämpare	Silencer			0380
20	2	–	–	–	944926-5	Flänsskruv	Flange screw			0420
21	2	–	–	–	666408-0	Hållare	Retainer			0440
22	2	–	–	–	666407-2	Gummiring	Rubber ring	S		0480
23	1	–	–	–	667516-9	Gummiknapp	Rubber button			0500
24	1	–	–	–	942995-2	Klamma	Clamp	S		0520
25	1	–	–	–	955303-3	Skruv	Screw	S		0540
26	2	–	–	–	120265-4	Bricka	Washer	S		05
27	1	–	–	–	955782-8	Mutter	Nut	S		0580
28	1	–	–	–	462905-1	Utblåsningsrör	Exhaust pipe			0600
29	1	–	–	–	461356-8	Ljuddämpare	Silencer			06
30	1	–	–	–	461432-7	Utblåsningsrör	Exhaust pipe			0640
31	2	–	–	–	942995-2	Klamma	Clamp	S		0660
32	2	–	–	–	955303-3	Skruv	Screw	S		06
33	4	–	–	–	120265-4	Bricka	Washer	S		07
34	2	–	–	–	955782-8	Mutter	Nut	S		0720
35	2	–	–	–	1206468-9	Hänke	Shackle	S		07
36	2	–	–	–	1206855-7	Konsol	Bracket			0760
37	2	–	–	–	946471-0	Skruv	Screw			0780
38	2	–	–	–	1202596-1	Fäste	Attachment			0800
39	2	–	–	–	945409-1	Mutter	Nut			0820
40	1	–	–	–	461443-4	Anslutningsrör	Union manifold		MRA.	0840
41	1	–	–	–	956984-9	•Mutter	•Nut			0860
42	1	–	–	–	956970-8	•Kona	•Fitting			0880
43	1	–	–	–	461445-9	Tätningsring	Seal ring		MRA.	0900
44	1	–	–	–	462582-8	Vakuumventil	Valve		MRA VXL BW35, EXCL	0920
									CALIF. MRA VXL M410	0930
	1	–	–	–	462581-0	Vakuumventil	Valve		MRA VXL BW35 CALIF	0940
45	600	–	–	–	192055-2	Slang	Hose		MRA.	0960
46	1	–	–	–	461441-8	Rör	Pipe		MRA.	0980
47	2	–	–	–	956984-9	•Mutter	•Nut			1000

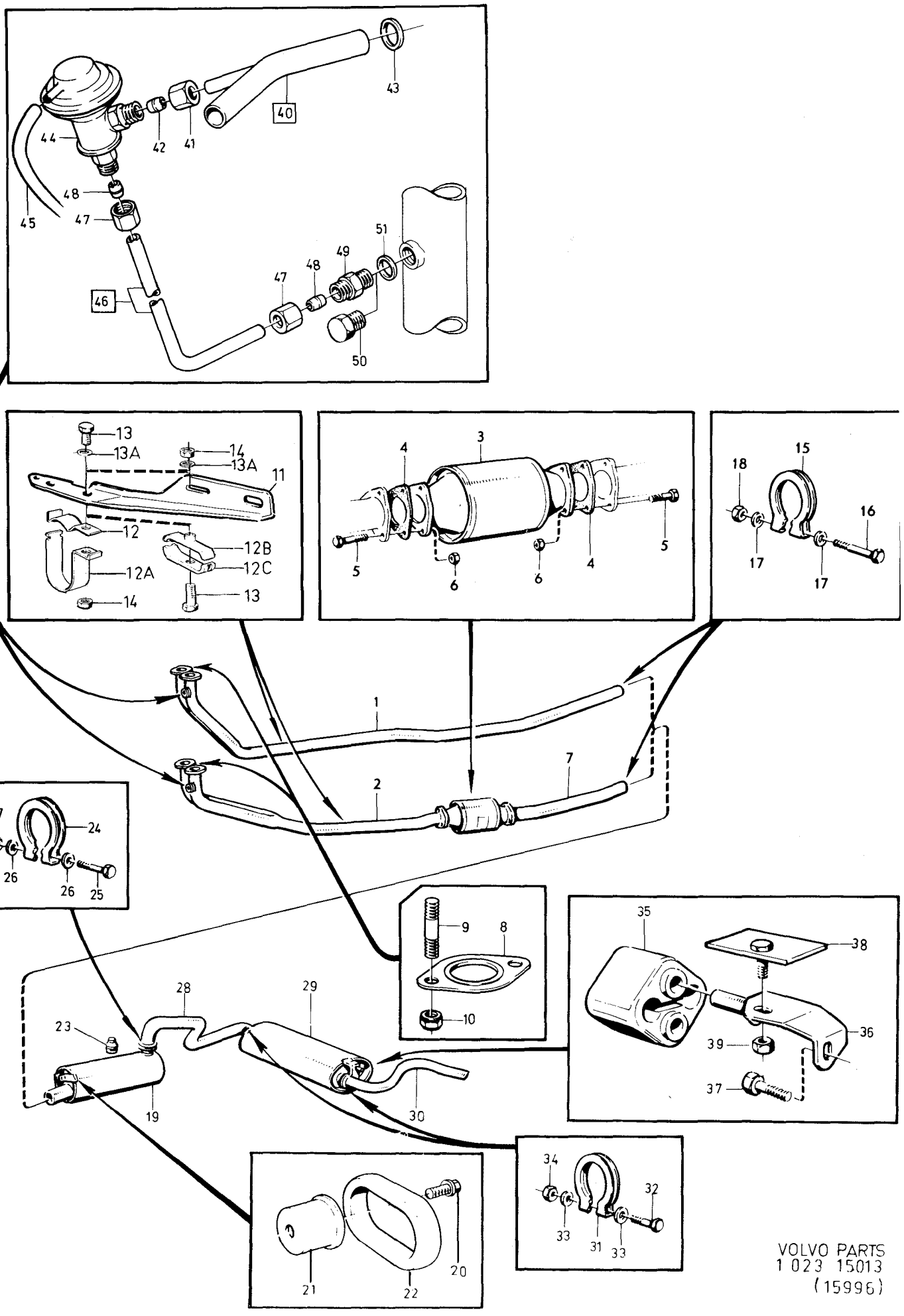

VOLVO PARTS
1 023 15013
(15996)

Sida / Page 52	Grupp / Group 2c	Avgassystem, avgasåterledning CH 132567–, excl japan	Exhaust system, exhaust recirculation system CH 132567–, excl japan	Illustration 15013 1975-12	0700

Pos. Fig.	Antal/Quantity				Detalj nr Part No	Benämning	Description	Sats Kit	Anmärkning Notes	
48	2	–	–	–	956970-8	•Kona	•Fitting			1020
49	1	–	–	–	945629-4	Nippel	Nipple		MRA.	1040
50	1	–	–	–	960631-0	Propp	Plug		URA	1050
51	1	–	–	–	11996-6	Packning	Packing			1060
	1	–	–	–	273403-6	Monteringssats, avgassystem	Replacement kit, exhaust system			1070 1071

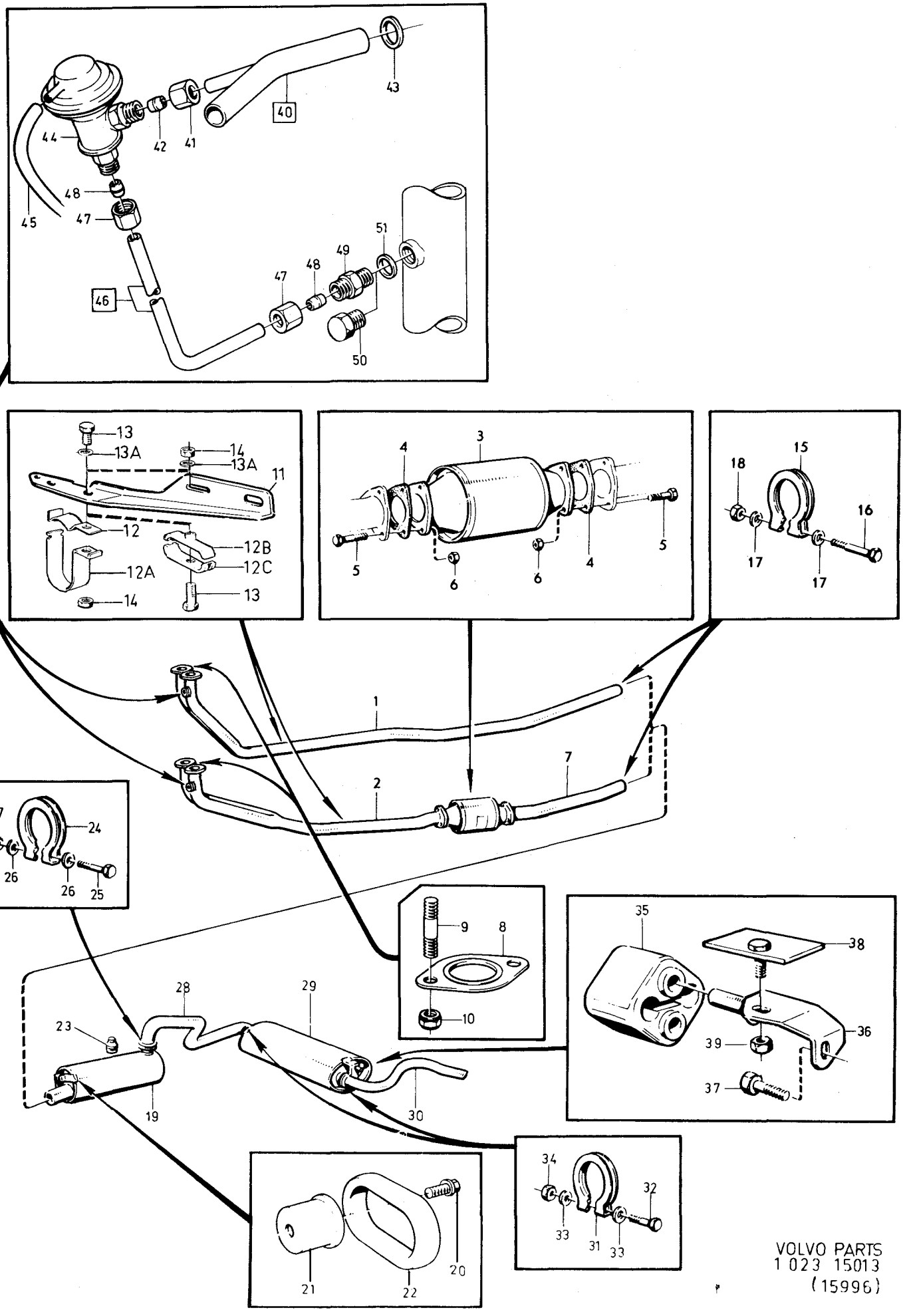

VOLVO PARTS
1 023 15013
(15996)

Sida 54 Page | Grupp 2c Group | Avgassystem japan CH 132567– | Exhaust system japan CH 132567– | Illustration 15014 | 1975-12 | 0750

Pos. Fig.	Antal/Quantity				Detalj nr Part No	Benämning	Description	Sats Kit	Anmärkning Notes	
1	1	–	–	–	461456-6	Utblåsningsrör, H	Exhaust pipe, R			0020
2	1	–	–	–	688085-0	Utblåsningsrör, V	Exhaust pipe, L			0040
3	2	–	–	–	688088-4	Packning	Gasket	S		0060
4	4	–	–	–	953259-9	Pinnskruv	Stud			0080
5	4	–	–	–	191894-5	Mutter	Nut	S		0100
6	1	–	–	–	960631-0	Plugg	Plug			0120
7	1	–	–	–	11996-6	Packning	Packing			0140
8	1	–	–	–	688986-9	Konsol	Bracket			0160
9	1	–	–	–	461670-2	Klammer	Clamp			0180
9a	1	–	–	–	688987-7	Klammer	Clamp			0190
10	1	–	–	–	955305-8	Skruv	Screw	S		0200
11	1	–	–	–	960141-0	Bricka	Washer	S		0220
12	1	–	–	–	946036-1	Mutter	Nut	S		0240
13	2	–	–	–	942721-2	Klammer	Clamp	S		0260
14	2	–	–	–	955303-3	Skruv	Screw	S		0280
15	4	–	–	–	120265-4	Bricka	Washer	S		0300
16	2	–	–	–	955782-8	Mutter	Nut	S		0320
17	1	–	–	–	688086-8	Ljuddämpare	Silencer			0340
18	2	–	–	–	944926-5	Flänsskruv	Flange screw			0360
19	2	–	–	–	666408-0	Hållare	Retainer			0380
20	2	–	–	–	666407-2	Gummiring	Rubber ring	S		0400
21	1	–	–	–	667516-9	Gummiknapp	Rubber button			0420
22	1	–	–	–	942995-2	Klammer	Clamp	S		0440
23	1	–	–	–	955303-3	Skruv	Screw	S		0460
24	2	–	–	–	120265-4	Bricka	Washer	S		0480
25	1	–	–	–	955782-8	Mutter	Nut	S		0500
26	1	–	–	–	461431-9	Utblåsningsrör	Exhaust pipe			0520
27	1	–	–	–	461356-8	Ljuddämpare	Silencer			0540
28	1	–	–	–	461432-7	Utblåsningsrör	Exhaust pipe			0560
29	2	–	–	–	942995-2	Klammer	Clamp	S		0580
30	2	–	–	–	955303-3	Skruv	Screw	S		0600
31	4	–	–	–	120265-4	Bricka	Washer	S		0620
32	2	–	–	–	955782-8	Mutter	Nut	S		0640
33	2	–	–	–	1206468-9	Hänke	Shackle	S		0660
34	2	–	–	–	1206855-7	Konsol	Bracket			0680
35	2	–	–	–	946471-0	Skruv	Screw			0700
36	2	–	–	–	1202596-1	Fäste	Attachment			0720
37	2	–	–	–	945409-1	Mutter	Nut			0740
	1	–	–	–	273465-5	Monteringssats, avgassystem	Replacement kit, exhaust system			0760

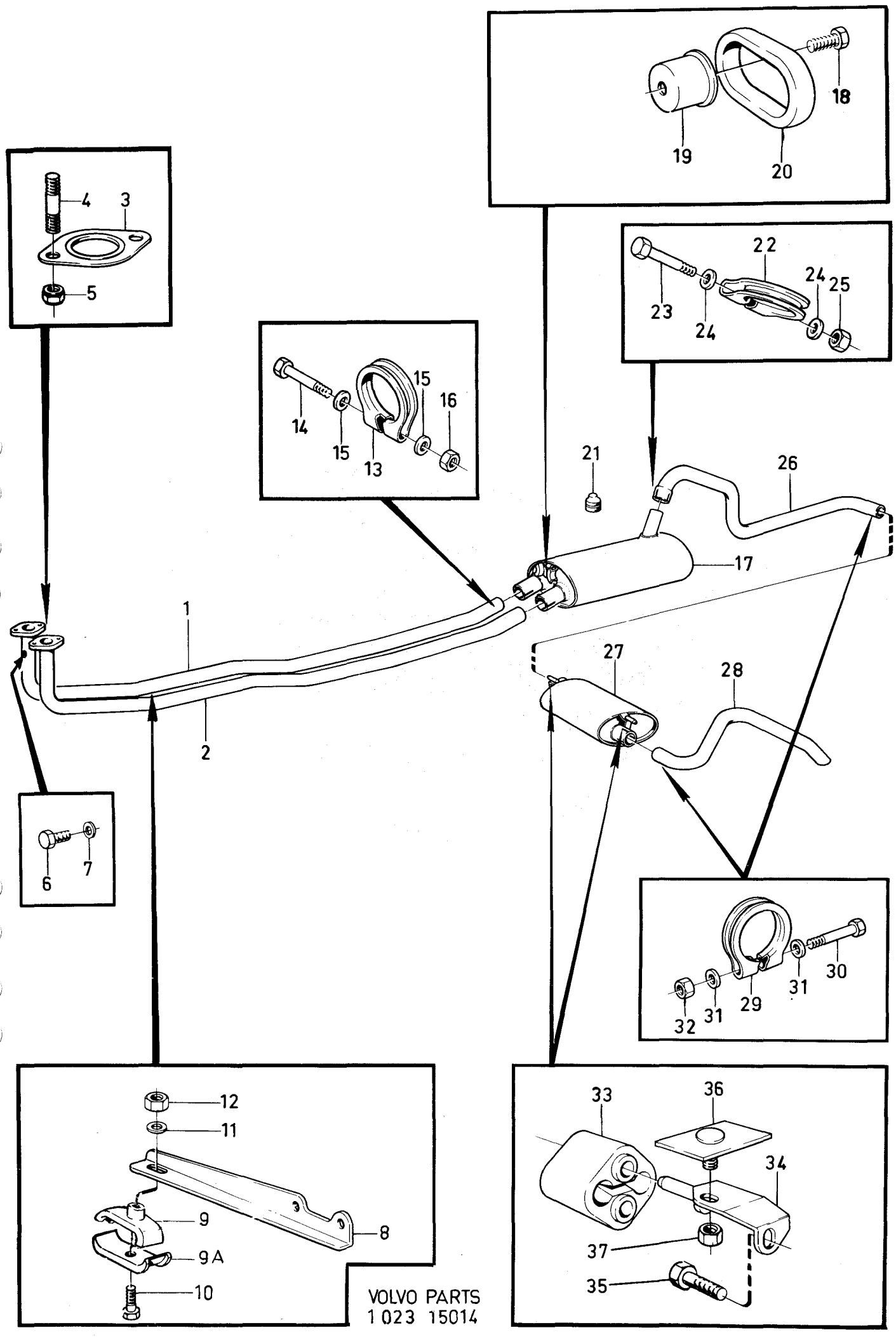

VOLVO PARTS
1023 15014


VOLVO

GRUPP 2d
Motorreglage

INNEHÅLLSFÖRTECKNING	Sida	Koord
Gasreglage, förgasarmotor Vst ch -74449. Hst	2	F23
Gasreglage, insprutningsmotor. Vst ch -74449. Hst.	6	G3
Gasreglage. Vst ch 74450-.	8	G5
Chokereglage	12	G9

GRUPPE 2d
Motorregler

INHALTSVERZEICHNIS	Sida	Grid
Gasregler. Vergasemotor. Vst ch -74449. Hst	2	F23
Gasregler, Einspritzmotor. Vst ch -74449. Hst	6	G3
Gasregler. Vst ch 74450-	8	G5
Kaltstartvorrichtung	12	G9

GROUP 2d
Engine control linkages

INDEX	Sida	Grid
Throttle linkage, carburetter engines. Vst ch -74449. Hst	2	F23
Throttle linkage, injection engines. Vst ch -744449. Hst	6	G3
Throttle linkage. Vst ch 74450-	8	G5
Choke linkage	12	G9

GRUPO 2d
Mandos del motor

INDICE	Pág.	Grid
Mando del acelerador, motores a carburador. Vst ch -74449. Hst	2	F23
Mando del acelerador, motores iyeccion. Vst ch -74449. Hst	6	G3
Mando del acelerador. Vst ch 74450-	8	G5
Mando del estrangulador	12	G9

GROUPE 2d
Commandes du moteur

TABLE DE MATIÈRES	Sida	Grid
Commande d'accélérateur, moteur à carburateur. Vst ch -74449. Hst	2	F23
Commande d'accélérateur, moteur à injection. Vst ch -74449. Hst	6	G3
Commande d'accélérateur. Vst ch 74450-	8	G5
Commande de starter	12	G9

Sida 2 Grupp 2d — Page Group

Gasreglage förgasarmotor VST CH –74449. HST

Throttle linkage carburetter engine VST CH –74449. HST

Illustration 8314 1974-08

Pos. Fig.	Antal/Quantity VST	HST			Detalj nr Part No	Benämning	Description	Sats Kit	Anmärkning Notes	
1	1	–	–	–	1210348-7	Pedalaxel	Pedal shaft	4	(679133)	1010
2	–	1	–	–	679134-7	Pedalaxel	Pedal shaft	4		1020
3	1	1	–	–	675683-7	Gaspedal	Accelerator pedal	3	CH –74449	1030
	–	1	–	–	1212478-0	Gaspedal	Accelerator pedal		CH 74450–	1035
4	1	1	–	–	675690-2	Bygel	Brace	3	CH –74449	1040
	–	1	–	–	688982-8	Bygel	Brace		CH 74450–	1045
5	1	–	–	–	680061-9	Konsol	Bracket	3		1050
6	2	2	–	–	958244-6	Skruv	Screw	0		1060
7	–	1	–	–	675679-5	Konsol	Bracket	3		1070
8	–	2	–	–	950045-5	Skruv	Screw	0		1080
9	–	2	–	–	941906-0	Fjädrande bricka	Resilient washer	0		1090
10	–	2	–	–	955825-5	Mutter	Nut	0		1100
11	2	2	–	–	675692-8	Konsol	Bracket	4		11
12	4	4	–	–	190953-0	Skruv	Screw	0		112
13	1	–	–	–	943079-4	Reglerstång	Control rod	3	CH –10926	1130
	1	–	–	–	943547-0	Reglerstång	Control rod	3	M400,M410 CH 10927–	11
									49484.	1145
									BW35 CH 10927–38599	1150
	1	–	–	–	943548-8	Reglerstång	Control rod	3	M400, M410	11
									CH 49485–74449.	11
									BW35 CH 38600–74449	1170
	–	1	–	–	191047-0	Reglerstång	Control rod	3	CH –10440	11
									EXCL 10346–10369	119
	–	1	–	–	943549-6	Reglerstång	Control rod	3	CH 10441– .	1200
									INCL 10346–10369	1210
14	2	2	–	–	959088-6	Kulskål M5X0,8	Ball socket M5X0,8	1	VST CH –10926	1220
									HST CH –10440	1230
									EXCL 10346–10369	1240
	1	1	–	–	959088-6	Kulskål M5X0,8	Ball socket M5X0,8	1	VST CH 10927–74449	1250
									HST CH 10441–	1260
									INCL 10346–10369	1270
	1	1	–	–	942837-6	Kulskål M5VX0,8	Ball socket M5VX0,8	1	VST CH 10927–74449	1280
									HST CH 10441–	1290
									INCL 10346–10369	1300
15	2	2	–	–	955780-2	Mutter M5X0,8	Nut M5X0,8	0	VST CH –10926	1310
									HST CH –10440	1320
									EXCL 10346–10369	1330
	1	1	–	–	955780-2	Mutter M5X0,8	Nut M5X0,8	0	VST CH 10927–74449	1340
									HST CH 10441–	1350
									INCL 10346–10369	13
	1	1	–	–	942836-8	Mutter M5VX0,8	Nut M5VX0,8	0	VST CH 10927–74449	137
									HST CH 10441–	1380
									INCL 10346–10369	13
16	2	2	–	–	959093-6	Bygel	Brace	1		1400
17	1	1	–	–	675689-4	Gummibussning	Rubber bushing	2	CH –12199	1410
	1	1	–	–	683628-2	Gummibussning	Rubber bushing	2	CH 12200– .	14
17a	–	1	–	–	943920-9	Tätningsplugg	Seal plug	2	CH 12200– .	14
18	1	1	–	–	682664-8	Konsol	Bracket	3	CH –65211. EXCL VENV	1440
	1	1	–	–	682664-8	Konsol	Bracket	3	VENV CH –58339	14
	1	1	–	–	1212384-0	Konsol	Bracket	3	CH 65212– . EXCL VENV	144
	1	1	–	–	1212384-0	Konsol	Bracket	3	VENV CH 58340–	1447
19	2	2	–	–	940113-4	Skruv	Screw	0	L 13	1450
20	2	2	–	–	941907-8	Bricka	Washer	0		1460
21	1	1	–	–	666143-3	Gummibussning	Rubber bushing	1		1470
22	1	1	–	–	680713-5	Axel	Shaft	3	M400, M410 CH –74449	1480
	–	1	–	–	682759-6	Axel	Shaft		M400, M410 CH 74450–	1485
23	1	–	–	–	680719-2	Axel	Shaft	3	BW35	1490
	–	1	–	–	682759-6	Axel	Shaft	3	BW35	1500
24	1	1	–	–	681598-9	Konsol	Bracket	3		1510
25	2	2	–	–	955512-9	Skruv	Screw	0		1520
26	2	2	–	–	941906-0	Fjädrande bricka	Resilient washer	0		1530
27	1	1	–	–	682450-2	Bygel	Brace	1		1540
28	2	2	–	–	943315-2	Reglerstång	Control rod		(943363)	2010

0050

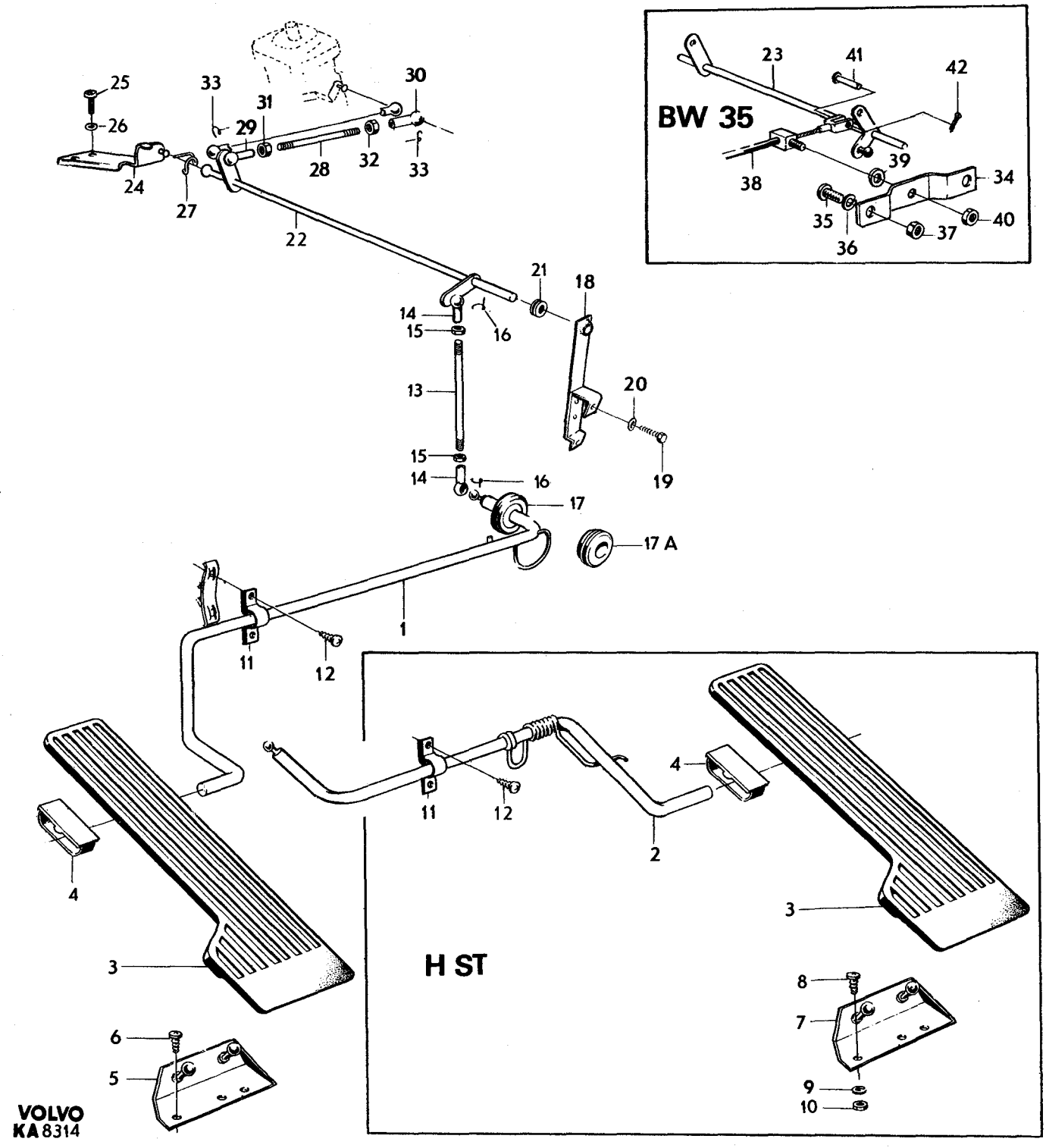
BW 35
H ST
VOLVO
KA 8314

Sida / Page	Grupp / Group	Gasreglage förgasarmotor VST CH –74449. HST	Throttle linkage carburetter engine VST CH –74449. HST	Illustration 8314 1974-08	0050
4	2d				

Pos. Fig.	Antal/Quantity VST	HST			Detalj nr Part No	Benämning	Description	Sats Kit	Anmärkning Notes	
29	2	2	–	–	959088-6	Kulskål	Ball socket	1		2011
30	2	2	–	–	942837-6	Kulskål	Ball socket	1		2012
31	2	2	–	–	955780-2	Mutter	Nut	0		2013
32	2	2	–	–	942836-8	Mutter	Nut	0		2014
33	4	4	–	–	959093-6	Bygel	Brace	1		2015
34	1	1	–	–		Konsol	Bracket	8	BW35	2016
35	2	2	–	–	950046-3	Skruv	Screw	0	BW35. CH–52789.	2020
	2	2	–	–	190666-8	Skruv	Screw	0	BW35.	2030
									VST CH 52790–74449.	2033
									HST CH 52790–	2035
36	2	2	–	–	941906-0	Fjädrande bricka	Resilient washer	0	BW35. CH–52789.	2040
37	2	2	–	–	941140-6	Mutter	Nut	0	BW35. CH–52789.	2050
38	1	1	–	–		Reglagewire	Cable		BW35 SE GRUPP4	2
39	1	1	–	–	955894-1	Bricka	Washer	0	BW35	2070
40	1	1	–	–	955846-1	Mutter	Nut	0	BW35	2
41	1	1	–	–	913094-9	Saxpinnebult	Clevis pin	0	BW35	2
42	1	1	–	–	907819-7	Saxpinne	Split pin	0	BW35	2100

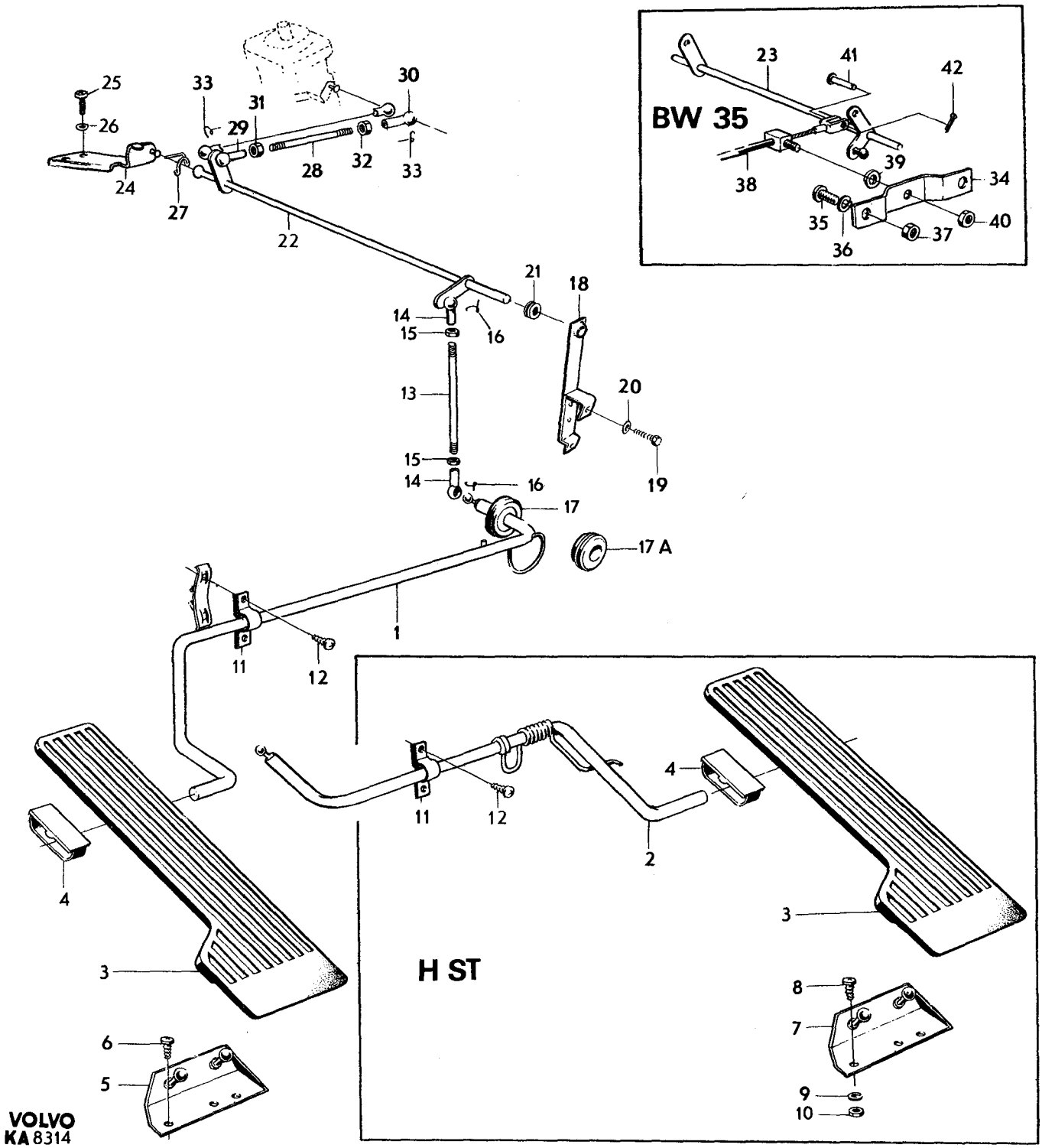
BW 35
H ST
VOLVO
KA 8314

Sida / Page	Grupp / Group	Gasreglage insprutningsmotor VST CH –74449. HST	Throttle linkage fuel injection engine VST CH –74449. HST	Illustration 9229 1975-12	0100
6	2d				

Pos. Fig.	Antal/Quantity VST	HST			Detalj nr Part No	Benämning	Description	Sats Kit	Anmärkning Notes	
1	1	–	–	–	688976-0	Konsol, kmpl	Bracket, cpl	3		1010
2	1	–	–	–	950016-6	Skruv	Screw	0	L 32	1020
	1	–	–	–	955515-2	Skruv	Screw	0	L 38	1030
3	1	–	–	–	941904-5	Fjädrande bricka	Resilient washer	0		1040
4	1	–	–	–	940179-5	Mutter för 950016	Nut for 950016	0		1050
	1	–	–	–	950352-5	Mutter för 955515	Nut for 955515	0		1060
5	–	1	–	–	679134-7	Pedalaxel	Pedal shaft	4		1070
6	1	1	–	–	675683-7	Gaspedal	Accelerator pedal	3	CH –74449	1080
	–	1	–	–	1212478-0	Gaspedal	Accelerator pedal		CH 74450–	1085
7	1	1	–	–	688982-8	Bygel	Brace	3		1090
8	1	–	–	–	680061-9	Konsol	Bracket	3		1100
9	2	–	–	–	958244-6	Skruv	Screw	0		1110
10	–	1	–	–	675679-5	Konsol	Bracket	3		1120
11	–	2	–	–	950045-5	Skruv	Screw	0		1130
12	–	2	–	–	941906-0	Fjädrande bricka	Resilient washer	0		1140
13	–	2	–	–	955825-5	Mutter	Nut	0		1150
14	–	2	–	–	675692-8	Konsol	Bracket	4		1160
15	–	4	–	–	190953-0	Skruv	Screw	0		1170
16	–	1	–	–	683628-2	Gummibussning	Rubber bushing	3		1180
17	1	–	–	–	685335-2	Reglagevajer	Cable	2		1190
18	1	–	–	–	941265-1	Tätningsplugg	Seal plug	2		1200
20	1	–	–	–	1212247-9	Konsol	Bracket	3		1210
21	2	–	–	–	190666-8	Skruv	Screw	0		1230
22	1	–	–	–	913094-9	Saxpinnebult	Clevis pin	0		1240
23	1	–	–	–	907819-7	Saxpinne	Split pin		(907811)	1250
24	–	1	–	–	943549-6	Reglerstång	Control rod	3		1260
25	–	1	–	–	959088-6	Kulskål	Ball socket	1	M5X0,8	1270
	–	1	–	–	942837-6	Kulskål	Ball socket	1	M5VX0,8	1280
26	–	1	–	–	955780-2	Mutter	Nut	0	M5X0,8	1290
	–	1	–	–	942836-8	Mutter	Nut	0	M5VX0,8	1300
27	–	2	–	–	959093-6	Bygel	Brace	1		1310
28	1	1	–	–	1212384-0	Konsol	Bracket	3		1320
29	2	2	–	–	940113-4	Skruv	Screw	0	L 13	1330
30	2	2	–	–	941907-8	Bricka	Washer	0		1340
31	1	1	–	–	666143-3	Gummibussning	Rubber bushing	1		1350
32	1	–	–	–	1212250-3	Axel	Shaft	3		1360
	–	1	–	–	1212251-1	Axel	Shaft	3		1370
32a	1	1	–	–	461285-9	Fjäder	Spring	3		1380
33	1	–	–	–	461283-4	Konsol	Bracket	3		1390
	–	1	–	–	681598-9	Konsol	Bracket	3		1400
34	2	–	–	–	956552-4	Skruv	Screw	0		1410
	–	2	–	–	955511-1	Skruv	Screw	0		1420
35	–	2	–	–	941906-0	Fjädrande bricka	Resilient washer	0		1430
36	1	1	–	–	682450-2	Bygel	Brace	1		1440
37	1	1	–	–	943547-0	Reglerstång	Control rod	3		1450
38	1	1	–	–	959088-6	Kulskål	Ball socket	1	M5X0,8	1460
	1	1	–	–	942837-6	Kulskål	Ball socket	1	M5VX0,8	1470
39	1	1	–	–	955780-2	Mutter	Nut	0	M5X0,8	1480
	1	1	–	–	942836-8	Mutter	Nut	0	M5VX0,8	1490
40	2	2	–	–	959093-6	Bygel	Brace	1		1500
40a	1	1	–	–	462621-4	Bricka	Washer	3		1510
40b	1	1	–	–	461278-4	Fjäder	Spring	3		1520
41	1	1	–	–	461157-0	Hävarm	Lever	3		1530
42	1	1	–	–	10782-1	Låsmutter	Lock nut	0		1540
43	1	1	–	–	944925-7	Skruv	Screw	0		1550
44	1	1	–	–	955780-2	Mutter	Nut	0		1560
45	1	1	–	–		Konsol	Bracket	8	BW35	1570
46	2	2	–	–	190666-8	Skruv	Screw	0	BW35	1580
47	1	1	–	–		Reglagevajer	Cable		BW35. SE GRUPP 4	1590
48	1	1	–	–	955894-1	Bricka	Washer	0	BW35	1600
49	1	1	–	–	955846-1	Mutter	Nut	0	BW35	1610
50	1	1	–	–	913094-9	Saxpinnebult	Clevis pin	0	BW35	1620
51	1	1	–	–	907819-7	Saxpinne	Split pin	0	BW35	1630

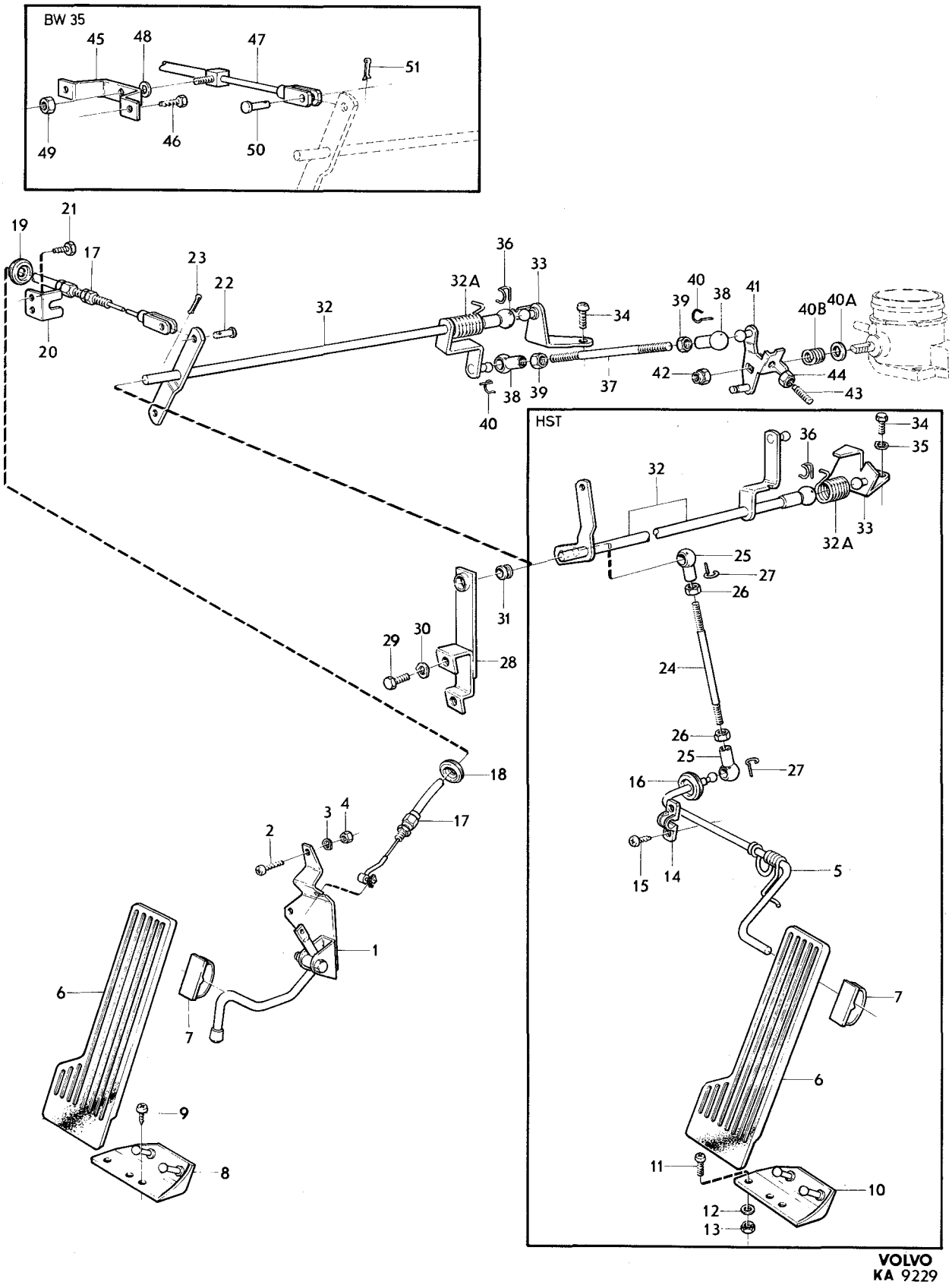

VOLVO
KA 9229

Sida 8 Page | Grupp 2d Group | Gasreglage VST CH 74450– | Throttle linkage VST CH 74450– | Illustration 13997 | 0150

1975-03

Pos. Fig.	Antal/Quantity B30A	B30E B30F			Detalj nr Part No	Benämning	Description	Sats Kit	Anmärkning Notes	
1	1	1	–	–		Gaspedal med monteringsdetaljer	Accelerator pedal with installation components	8	CH –102202	1010 1020
2	1	1	–	–	1212377-4	•Gaspedal	•Accelerator pedal			1030
3	1	1	–	–	1212121-6	•Gummiplatta	•Rubber plate			1040
4	2	2	–	–	1212361-8	•Bussning	•Bushing			1050
5	1	1	–	–	1212364-2	•Fjäder	•Spring			1060
6	1	1	–	–	1212075-4	•Pedalstopp	•Pedal stop			1070
7	1	1	–	–	1212374-1	•Hävarm	•Lever			1080
8	1	1	–	–	1212381-6	•Ansatsskruv	•Bolt			1090
9	1	1	–	–	1212499-6	•Fjäder	•Spring			1100
10	1	1	–	–	1206042-2	•Fjäder	•Spring			1110
11	1	1	–	–	950353-3	•Mutter	•Nut			1120
12	1	1	–	–		•Gummislang	•Rubber hose	8		1130
13	1	1	–	–	907886-6	•Saxpinne	•Split pin			1140
14	1	1	–	–	1212135-6	•Konsol	•Bracket			1150
15	1	1	–	–		Gaspedal med monteringsdetaljer	Accelerator pedal with installation components	8	CH 102203–	1160 1170
16	1	1	–	–	1205957-2	•Gaspedal	•Accelerator pedal			1180
17	1	1	–	–	1206520-7	•Fjäder	•Spring			1190
18	1	1	–	–	1221742-8	•Hävarm	•Lever		(1206511)	1200
19	1	1	–	–	1221749-3	•Knopp	•Plug		(1206745)	1210
20	1	1	–	–	1212499-6	•Fjäder	•Spring			1220
21	1	1	–	–	1212381-6	•Ansatsskruv	•Bolt			1230
22	1	1	–	–	950353-3	•Mutter	•Nut			1240
23	38MM	38MM	–	–	952960-3	•Gummislang	•Rubber hose		TID UTF	1250
24	1	1	–	–		•Gummislang	•Rubber hose	8		1260
25	1	1	–	–	907886-6	•Saxpinne	•Split pin			1270
26	1	1	–	–	1206642-9	•Konsol	•Bracket			1280
27	1	1	–	–	1212148-9	Fjäderhållare	Spring retainer			1290
28	1	1	–	–	1212151-3	Fjäder	Spring			1300
29	1	1	–	–	1212149-7	Dragstång	Pull rod			1310
30	1	1	–	–	940217-3	Låsbricka	Lock washer			1320
31	1	1	–	–	677337-8	Plugg	Plug			1330
32	1	1	–	–	952704-5	Saxpinnebult	Clewis pin			1340
33	1	1	–	–	940090-4	Bricka	Washer		ERS AV 907824–7.	1350
34	1	1	–	–	907816-3	Saxpinne	Split pin		ERS AV 907824–7.	1360
	1	1	–	–	907824-7	Saxpinne	Split pin			1370
35	1	1	–	–	1221662-8	Gasvajer	Throttle wire		(1206503)	1390
35a	1	1	–	–	944729-3	Säkringsbygel	Safety plate		CH 102950–.	1405
36	1	1	–	–	1206263-4	Gummiskydd	Rubber boot			1410
37	1	1	–	–	687419-2	Bricka	Washer		CH –104551	1420
	1	1	–	–	1221751-9	Bricka	Washer		CH 104552–. (1221649)	1430
38	1	1	–	–	1212380-8	Konsol	Bracket			1440
39	2	2	–	–	190666-8	Skruv	Screw			1450
40	1	–	–	–	682664-8	Konsol	Bracket			1460
	–	1	–	–	1212384-0	Konsol	Bracket			1470
41	2	2	–	–	940113-4	Skruv	Screw			1480
42	2	2	–	–	941907-8	Bricka	Washer			1490
43	1	1	–	–	666143-3	Gummibussning	Rubber bushing			1500
44	1	1	–	–	945832-4	Bricka	Washer			1510
45	1	–	–	–	681598-9	Konsol	Bracket			2010
46	2	–	–	–	955512-9	Skruv	Screw			2020
47	2	–	–	–	941906-0	Fjädrande bricka	Resilient washer		TID UTF	2030
48	1	–	–	–	1212383-2	Axel	Shaft			2040
49	2	–	–	–	943315-2	Reglerstång	Control rod		(943363)	2050
50	2	–	–	–	959088-6	Kulskål	Ball socket			2060
51	2	–	–	–	942837-6	Kulskål	Ball socket			2070
52	2	–	–	–	955780-2	Mutter	Nut			2080
53	2	–	–	–	942836-8	Mutter	Nut			2090
54	4	–	–	–	959093-6	Bygel	Brace			2100
55	1	–	–	–	1212451-7	Fjäder	Spring			2110
56	1	–	–	–	682450-2	Bygel	Brace			2120
57	–	1	–	–	461283-4	Konsol	Bracket			2130

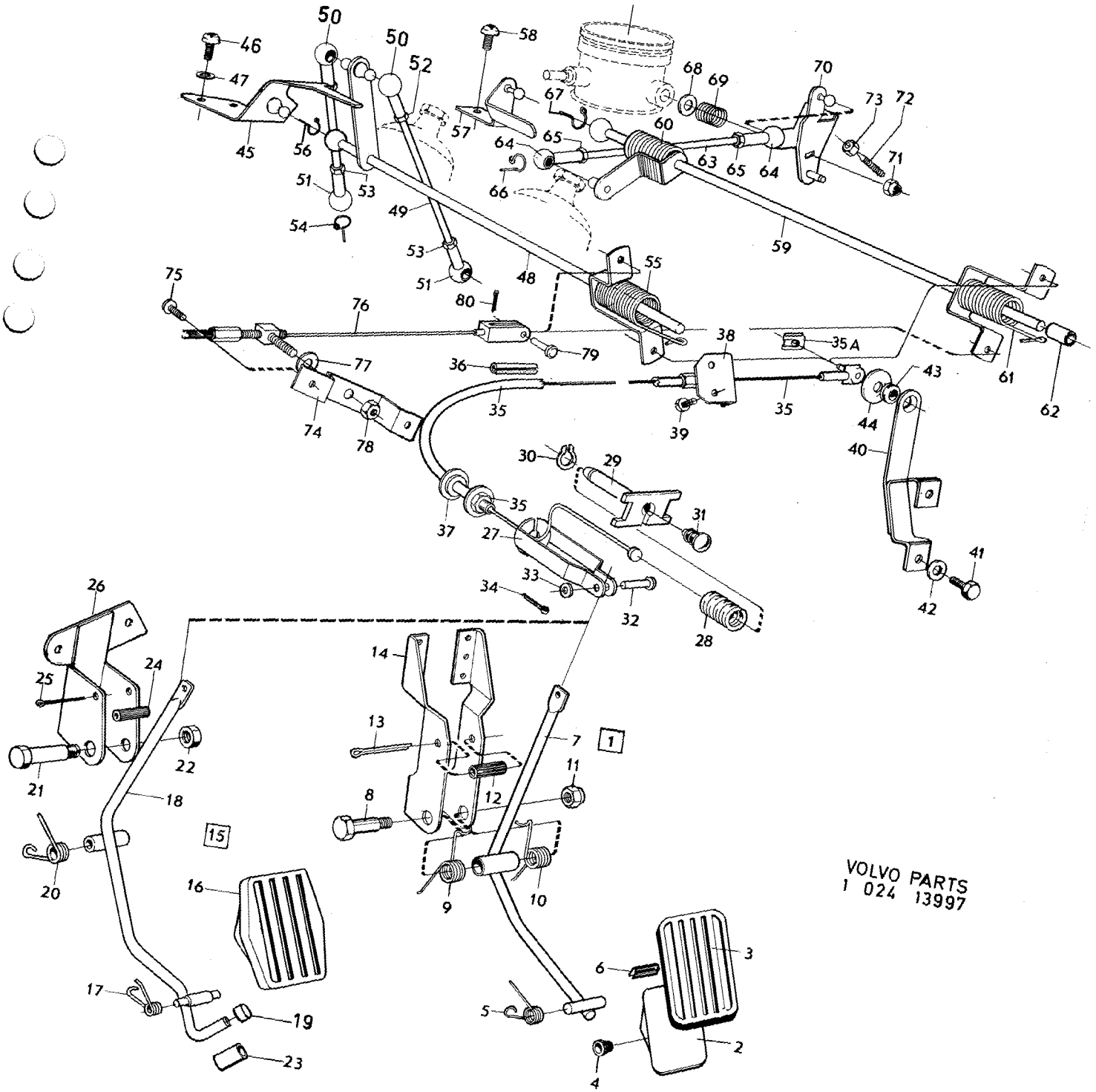
VOLVO PARTS
1 024 13997

Sida 10 Page | Grupp 2d Group | Gasreglage VST CH 74450– | Throttle linkage VST CH 74450– | Illustration 13997 1975-03 | 0150

Pos. Fig.	Antal/Quantity B30A	B30E B30F			Detalj nr Part No	Benämning	Description	Sats Kit	Anmärkning Notes	
58	–	2	–	–	956552-4	Skruv	Screw			2140
59	–	1	–	–	1212379-0	Axel	Shaft			2150
60	–	1	–	–	461285-9	Fjäder	Spring			2160
61	–	1	–	–	1212449-1	Fjäder	Spring		CH –88691. ERS AV 1206522–3.	2170 2180
	–	1	–	–	1221461-5	Fjäder	Spring		CH 102950–	2190
62	–	1	–	–	1206522-3	Hylsa	Sleeve		CH 88692–	2200
63	–	1	–	–	943547-0	Reglerstång	Control rod			2210
64	–	1	–	–	959088-6	Kulskål	Ball socket		M5X0,8	2220
	–	1	–	–	942837-6	Kulskål	Ball socket		M5VX0,8	2230
65	–	1	–	–	955780-2	Mutter	Nut		M5X0,8	2240
	–	1	–	–	942836-8	Mutter	Nut		M5VX0,8	22
66	–	2	–	–	959093-6	Bygel	Brace			22
67	–	1	–	–	682450-2	Bygel	Brace			2270
68	–	1	–	–	462621-4	Bricka	Washer			22
69	–	1	–	–	461278-4	Fjäder	Spring			22
70	–	1	–	–	461157-0	Hävarm	Lever			2300
71	–	1	–	–	10782-1	Låsmutter	Lock nut			23
72	–	1	–	–	944925-7	Skruv	Screw			23
73	–	1	–	–	955780-2	Mutter	Nut			2330
74	1	1	–	–		Konsol	Bracket	8	BW35	23
75	2	2	–	–	190666-8	Skruv	Screw		BW35	23
76	1	1	–	–		Reglagevajer	Cable		BW35 SE GRUPP 4.	2360
77	1	1	–	–	955894-1	Bricka	Washer		BW35	2370
78	1	1	–	–	955846-1	Mutter	Nut		BW35	2380
79	1	1	–	–	913094-9	Saxpinnebult	Clewis pin		BW35	2390
80	1	1	–	–	907819-7	Saxpinne	Split pin		BW35	2400

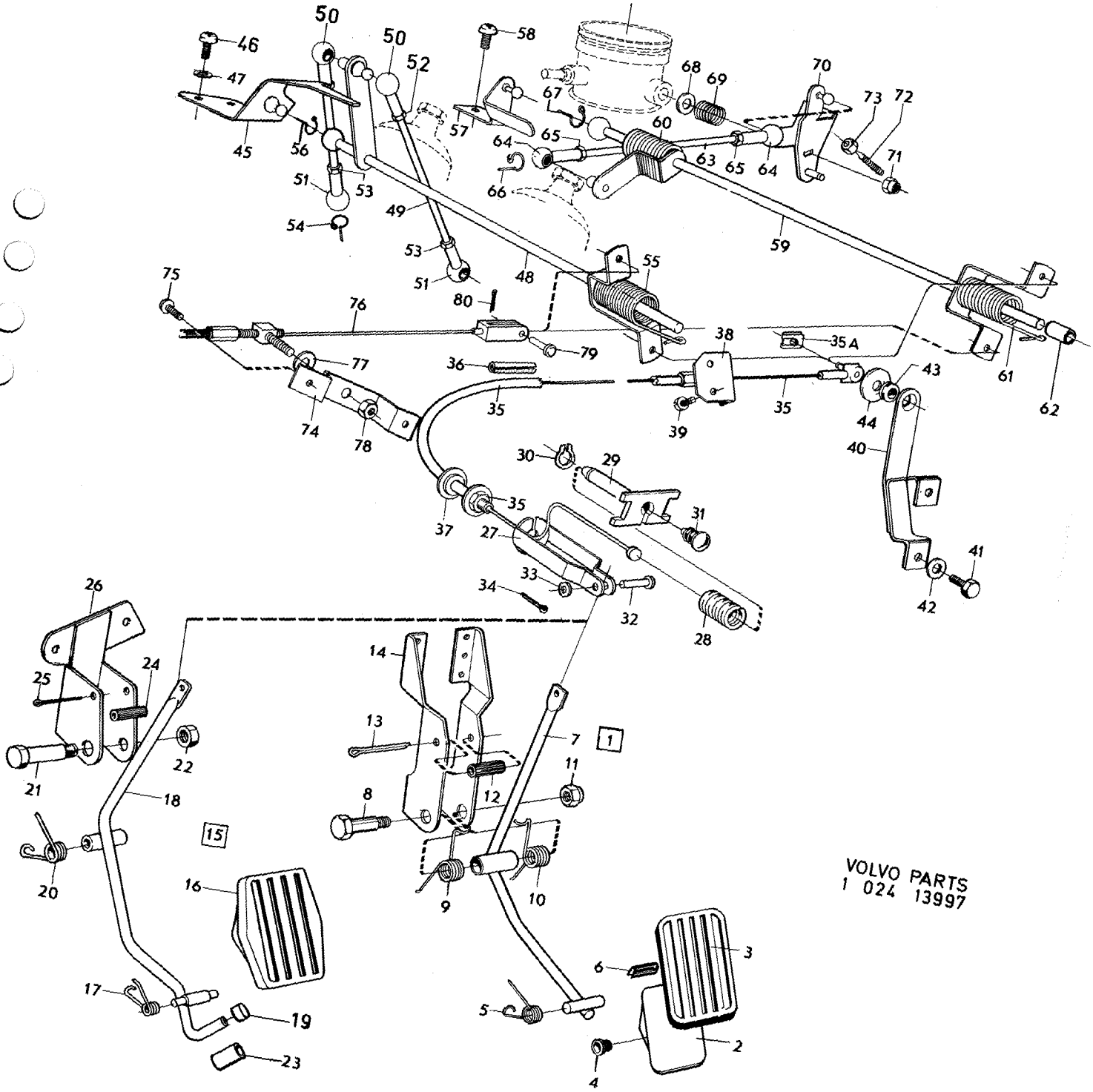
VOLVO PARTS
1 024 13997

Sida 12 Page | Grupp 2d Group | Chokereglage förgasarmotor | Choke linkage carburetter engine | Illustration 10491 | 1975-12 | 0200

Pos. Fig.	Antal/Quantity VST	HST			Detalj nr Part No	Benämning	Description	Sats Kit	Anmärkning Notes	
1	1	1	–	–		Chokereglage med monteringsdetaljer	Choke linkage with installation components	8	TID UTF. CH –74449	1010 1020
2	1	1	–	–	681135-0	•Dragstång	•Pull rod	3	(680120) CH –52789	1030
	1	1	–	–	685303-0	•Dragstång	•Pull rod	3	CH 52790–74449	1040
3	1	1	–	–	677214-9	•Styrhylsa	•Guide sleeve		CH –52789	1050
	1	1	–	–	685302-2	•Styrhylsa	•Guide sleeve		CH 52790–74449	1060
4	1	1	–	–	686685-9	•Stift	•Pin		CH 52790–74449	1070
5	1	1	–	–	88333-0	•Fjäder	•Spring		CH 52790–74449	1080
6	1	1	–	–	686684-2	•Hylsa	•Sleeve		CH 52790–74449	1090
7	1	1	–	–	940280-1	•Fjädrande bricka	•Resilient washer	0		1100
8	1	1	–	–	955850-3	•Mutter	•Nut	0		1110
9	1	1	–	–	677215-6	•Fjäder	•Spring	2	CH –52789	1120
10	1	1	–	–	681137-6	•Länk	•Link	3	(676957) CH –52789	1130
	1	1	–	–	686683-4	•Länk	•Link	3	CH 52790–74449	1140
11	2	2	–	–	676995-4	•Klammer	•Clamp	2		1150
12	1	–	–	–	680734-1	•Fästplatta	•Anchorage plate			1160
	–	1	–	–	680735-8	•Fästplatta	•Anchorage plate			1170
13	2	–	–	–	940113-4	•Skruv	•Screw	0		1180
	–	2	–	–	958244-6	•Skruv	•Screw	0		1190
14	2	–	–	–	941907-8	•Fjädrande bricka	•Resilient washer	0		1200
15	960	–	–	–	88783-6	•Spiral	•Sheath	2		1210
	–	840	–	–	88783-6	•Spiral	•Sheath	2		1220
16	1060	–	–	–	55192-9	•Tråd	•Cable	2		1230
	–	940	–	–	55192-9	•Tråd	•Cable	2		1240
17	1	1	–	–	94641-8	•Låsbricka	•Lock washer			1250
18	1	1	–	–	942054-8	•Klamma	•Clip			1260
19	1	1	–	–	950021-6	•Skruv	•Screw			1270
20	1	1	–	–		Chokereglage med monteringsdetaljer	Choke linkage with installation components	8	SEN UTF. CH 74450–	1280 1290
21	1	1	–	–	1212313-9	•Dragstång	•Pull rod			1300
22	1220	1220	–	–	55192-9	••Tråd	••Cable	2		1310
23	1	1	–	–	1212314-7	•Styrhylsa kompl	•Guide sleeve cpl	8		1320
24	1	1	–	–	1212273-5	••Styrhylsa	••Guide sleeve		ERS AV 1212314–7	1330
25	1	1	–	–	1212275-0	••Mutter	••Nut			1340
26	1	1	–	–	1212276-8	••Stift	••Pin			1350
27	1125	1060	–	–	88783-6	••Spiral	••Sheath			1360
28	1	–	–	–	680011-4	Gummibussning	Rubber bushing		CH –7308. (659814)	1370
	–	1	–	–	941269-3	Gummibussning	Rubber bushing	2	CH –7308	1380
	1	1	–	–	680011-4	Gummibussning	Rubber bushing	2	CH 7309–OMKR 122000.	1390
	1	1	–	–	1221779-0	Genomföring	Lead–in wire	2	CH OMKR 122000–.	1400
29	1	1	–	–	680036-1	Tätningsplugg	Seal plug	2	CH 7309–	1410

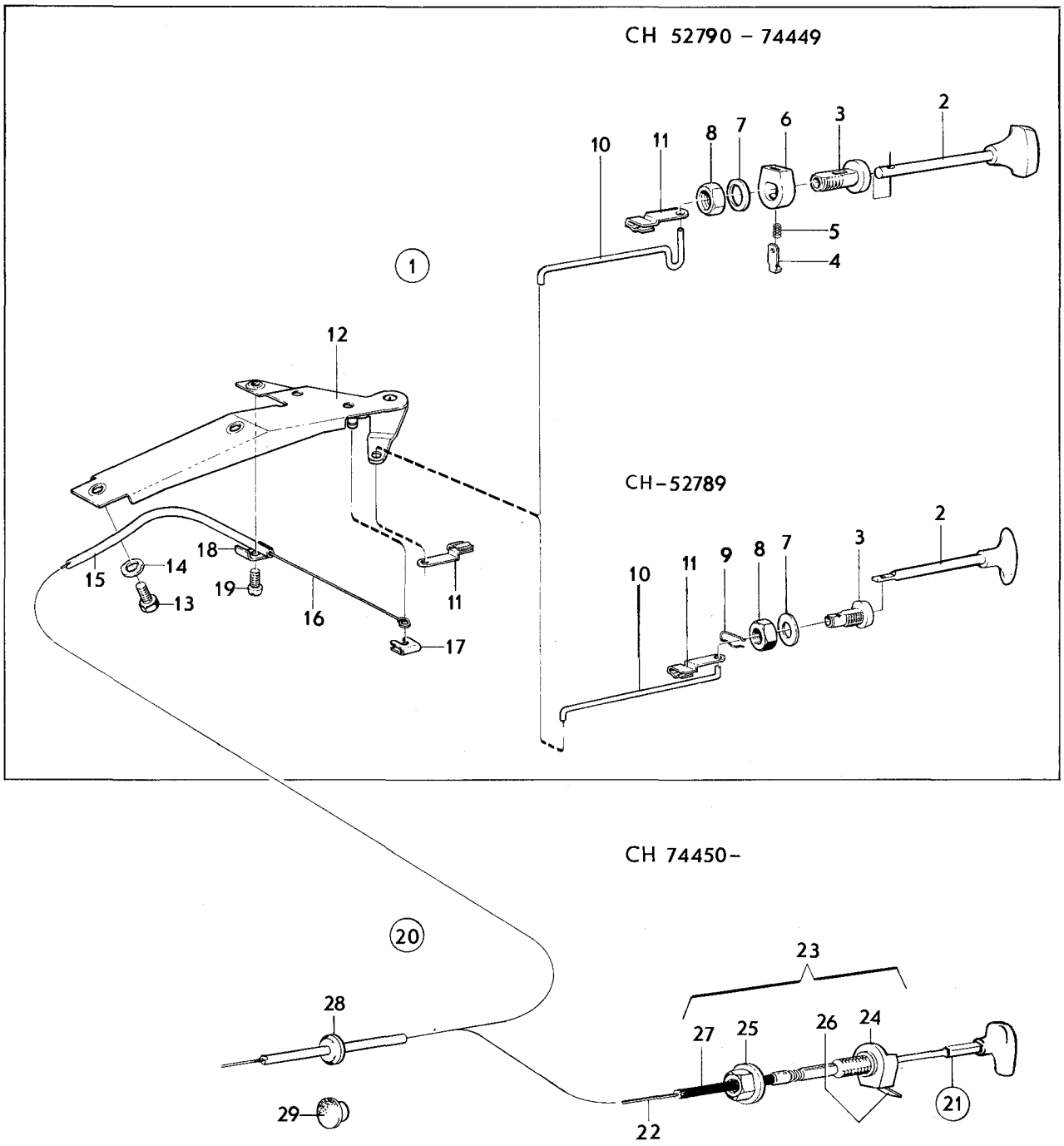

VOLVO PARTS
1 – 024 – 10491


VOLVO

1975-12

Grupp 3 Group

Sida 1 Page

GRUPP 3
Elsystem Instrument

INNEHÅLLSFÖRTECKNING

	Sida	Koord
Elektrisk utrustning och instrument utrustning	2	G23

GROUP 3
Electrical equipment Instruments

INDEX

	Page	Grid
Electrical equipment and instruments	2	G23

GROUPE 3
Equipement Electrique et Instruments

TABLE DE MATIERES

	Page	Grid
Instrumentation et equipement electriue	2	G23

GRUPPE 3
Elektrische Anlage Instruemente

INHALTVERZEICHNIS

	Seite	Grid
Elektrische und Instrumenten-Ausrustung	2	G23

GRUPO 3
Sistema electrico Instrumentos

INDICE

	Pag.	Grid
Equipo electrico e instrumentos	2	G23

Sida 2 Page | Grupp 3 Group | Elektrisk–och instrumentutrustning | Electrical equipment and instruments | Illustration 8993 | 1975-12 | 0050

Pos. Fig.	Antal/Quantity				Detalj nr Part No	Benämning	Description	Sats Kit	Anmärkning Notes	
1	–	–	–	–		Strömförsörjnings–och startsystem	Power and starter systems		SE SIDA 4, 1-H01	0020 0040
2	–	–	–	–		Belysningsutrustning främre	Lighting equipment front		SE SIDA 26, 1-H23	0060 0080
3	–	–	–	–		Belysningsutrustning, inre och bakre	Lighting equipment interior and rear		SE SIDA 32, 1-I05	0100 0120
4	–	–	–	–		Signalutrustning	Signal equipment		SE SIDA 40, 1-I13	0140
5	–	–	–	–		Vindrutetorkare	Windscreen wipers		SE SIDA 42, 1-I15	0160
6	–	–	–	–		Vindrutespolare	Windscreen washer		SE SIDA 56, 1-J05	0180
6a	–	–	–	–		Strålkastartorkare strålkastarspolare	Headlamp wiper, headlamp washer		SE SIDA 60, 1-J09	0200 0220
	–	–	–	–		Instrumentering	Instrumentation			0240
7	–	–	–	–		•Kopplings–och kontrollorgan	•Connecting and control units		SE SIDA 66, 1-J15	0260 0280
8	–	–	–	–		•Instrumentutrustning	•Instrument equipment		SE SIDA 82, 1-K07	0
9	–	–	–	–		Elledningar, kontaktdon	Wiring, connecting units		SE SIDA 98, 1-K23	0
10	–	–	–	–		Ledningar, (metervara) ledningsskor	Cables, (sold by length) cable terminals		SE SIDA 108, 1-L09	0360 0380

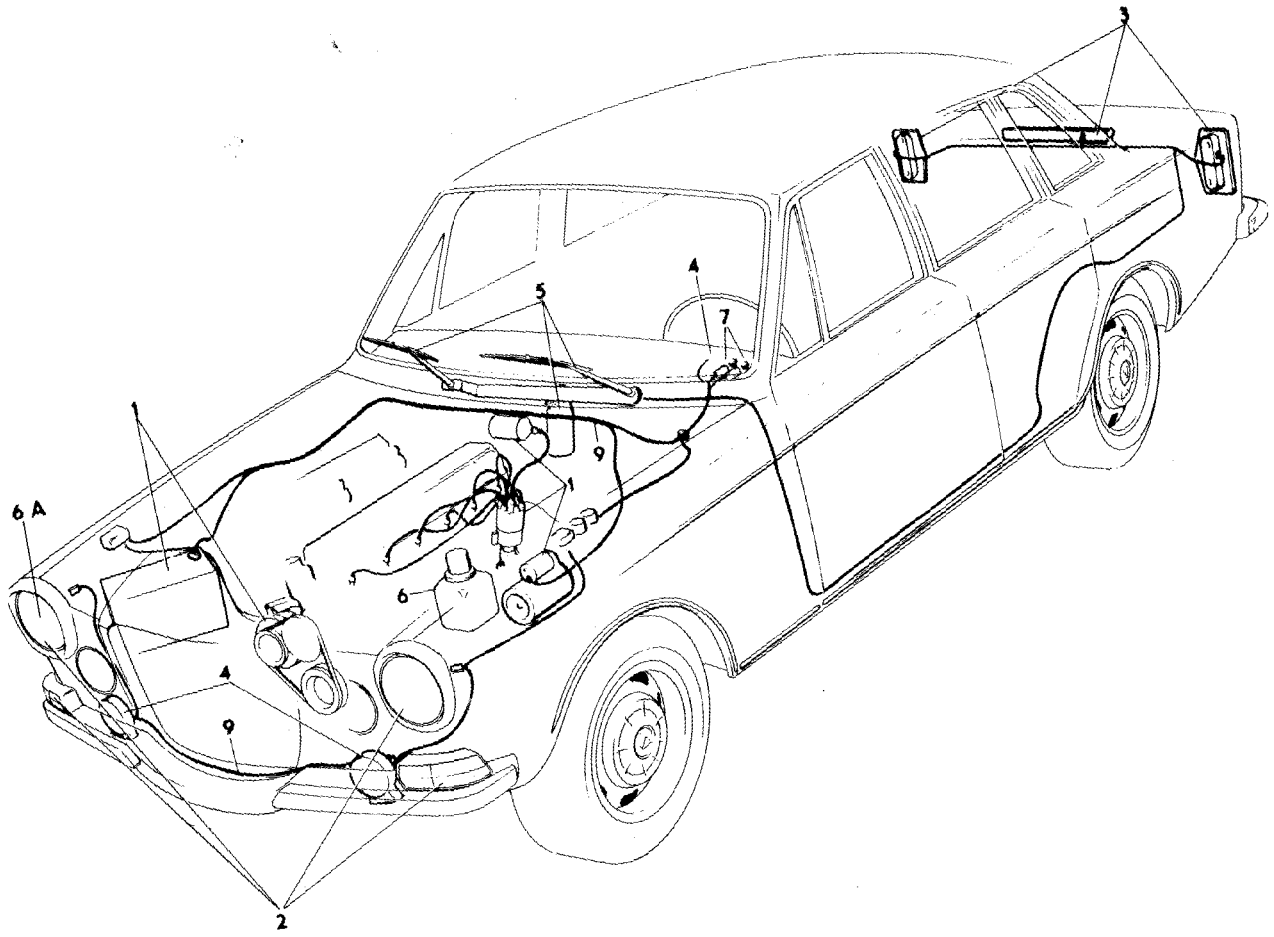
3
4
5
7
1
9
6A
6
4
9
2

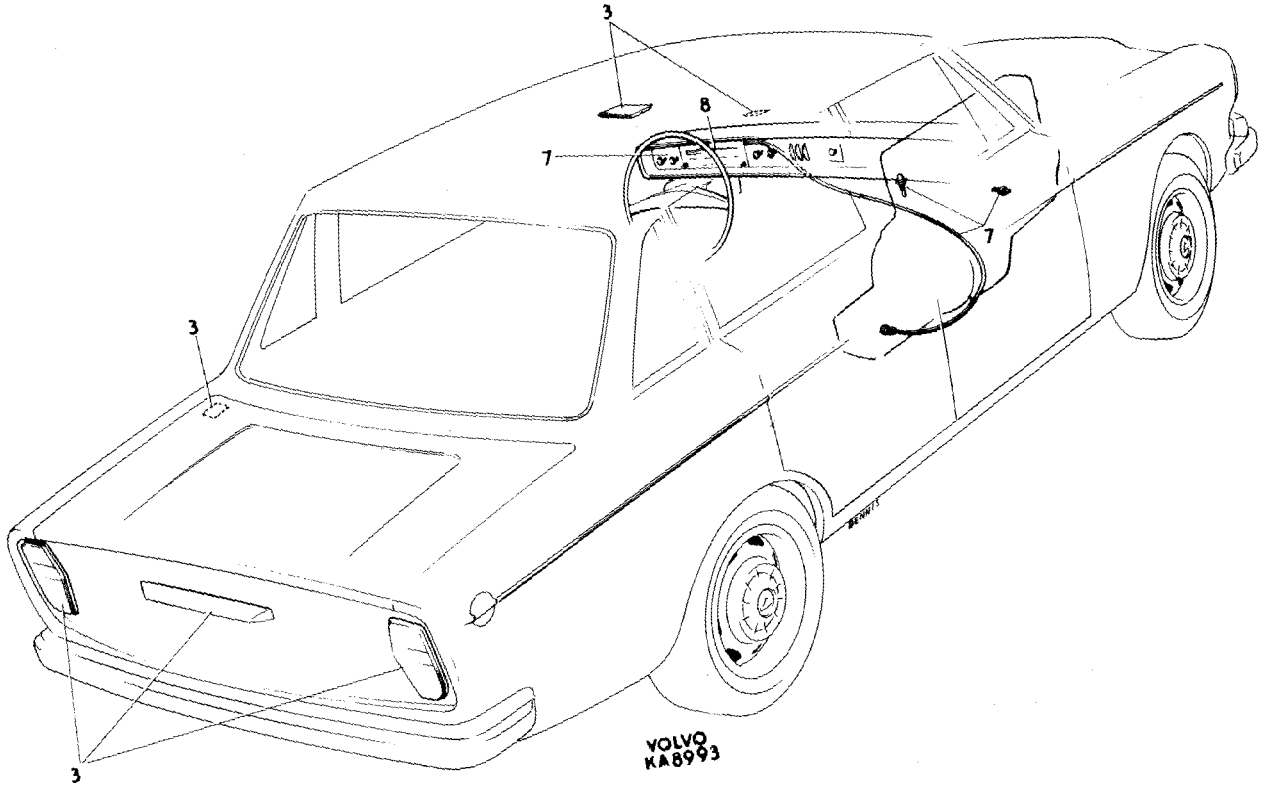
3
8
7
7
3
3
VOLVO
KA8993

Sida 4 Page — Grupp 3 Group — Strömförsörjnings–och startsystem — Power and starter systems — Illustration 14123 — 1975-12 — 0100

Pos. Fig.	Antal/Quantity				Detalj nr Part No	Benämning	Description	Sats Kit	Anmärkning Notes	
1	1	–	–	–	241532-1	Tändfördelare	Distributor		B30,B30A ERS AV 461660–3	0020
	1	–	–	–	243131-0	Tändfördelare	Distributor		B30E MOT.UTF	0040
									498102,498103 ERS AV	0060
									1ST 461526.	0080
									B30F MOT.UTF.	0100
									498100,498101 ERS AV	0120
									1ST 461527	0140
					461526-6	Tändfördelare	Distributor		B30E MOT.UTF	0160
	–	–	–	–					498166, 498167	0180
	1	–	–	–	461527-4	Tändfördelare	Distributor		B30F MOT.UTF	0200
									498164, 498165	0220
	–	–	–	–		•Det sida 10 , 1-H07	•Comps. page 10 , 1-H07			0240
	1	–	–	–	461567-0	Tändfördelare	Distributor		B30F MOT.UTF	0260
									498245	0280
	–	–	–	–		•Det sida 12 , 1-H09	•Comps. page 12 , 1-H09			0300
2	1	–	–	–	925060-6	Tätningsring	Seal ring	S		0320
3	1	–	–	–	418276-2	Fläns	Flange	4		0340
4	1	–	–	–	418265-5	Packning	Packing	S		0360
5	1	–	–	–	955515-2	Skruv	Screw	0		0380
6	1	–	–	–	941906-0	Fjädrande bricka	Resilient washer	0		0400
7	1	–	–	–	955825-5	Mutter	Nut	0		0420
8	2	–	–	–	955524-4	Skruv	Screw	0		0440
9	2	–	–	–	941907-8	Fjädrande bricka	Resilient washer		TID UTF	0460
	1	–	–	–	941907-8	Fjädrande bricka	Resilient washer		SEN UTF	0480
10	1	–	–	–		Skruvhjul	Worm		SE GRUPP 2A	0500
11a	570	–	–	–	192055-2	Gummislang	Rubber hose	1	6)	0520
	760	–	–	–	192055-2	Gummislang	Rubber hose	1	7) EXCL USA CAN	0540
									EXCL B30E, B30F	0560
	1	–	–	–	419853-7	Klammer	Clamp		CH 132567–	0580
46b	1	–	–	–	946795-2	Gummiring	Rubber ring		CH 132567–	0600
	830	–	–	–	192055-2	Gummislang	Rubber hose	1	B30E, B30F	0620
11b	630	–	–	–	192055-2	Gummislang	Rubber hose	1	6)	0640
	990	–	–	–	192055-2	Gummislang	Rubber hose	1	7) EXCL USA CAN	0660
11c	720	–	–	–	192055-2	Gummislang	Rubber hose	1	7) USA CAN	0680
11d	60	–	–	–	192055-2	Gummislang	Rubber hose	1	7) USA CAN	0700
11e	720	–	–	–	192055-2	Gummislang	Rubber hose	1	7) USA CAN	0720
12a	1	–	–	–	944270-8	T–rör	T–pipe		7) USA CAN	0740
12b	–	–	–	–		Urluftningsventil	Canister		SE GRUPP 2C	0760
13	1	–	–	–	237312-4	Nippel	Nipple		ERS AV 1ST 943513–2	0780
14	1	–	–	–	419447-8	Gummiring	Rubber ring			0800
14a	1	–	–	–	430271-7	Gummiring	Rubber ring			0820
15	1	–	–	–	241086-8	Tändspole	Ignition coil		CH–132566	0840
	1	–	–	–	462764-2	Tändspole	Ignition coil		CH 132567–	0860
16	1	–	–	–	945870-4	Skruv	Screw			0880
17	1	–	–	–	955894-1	Bricka	Washer			0900
18	1	–	–	–	241612-1	Förkopplingsmotstånd	Resistans		CH–132566	0920
	1	–	–	–	462765-9	Förkopplingsmotstånd	Resistans		CH 132567–	0940
19	2	–	–	–	941905-2	Fjädrande bricka	Resilient washer		TID UTF	0960
20	2	–	–	–	955137-5	Skruv	Screw	0		0980
20a	1	–	–	–	461582-9	Styrenhet	Steering unit		CH 132567–	1000
20b	3	–	–	–	946479-3	Skruv	Screw		CH 132567–	1020
20c	3	–	–	–	945626-0	Fjädermutter	Spring nut		CH 132567–	1040
21	–	–	–	–		Start–och rattlås	Ignition switch and column lock		SE SIDA 36	1060 1080
22	1	–	–	–	273542-1	Tändstiftssats	Sparking plug kit		B30, B30A, B30F	1100
	1	–	–	–	273544-7	Tändstiftssats, normal körning	Sparking plug kit, normal driving		B30E ALT 1. STD	1120 1140
	1	–	–	–	273543-9	Tändstiftssats, hård körning	Sparking plug kit, hard driving		B30E ALT 2.	1160 1180
	6	–	–	–		•Tändstift	•Sparking plug	S		1200
23	1	–	–	–	275659-1	Tändledningssats	Ignition cable kit		B30, B30A, B30F	1220

6. Ch –32399.
7. Ch 32400–.

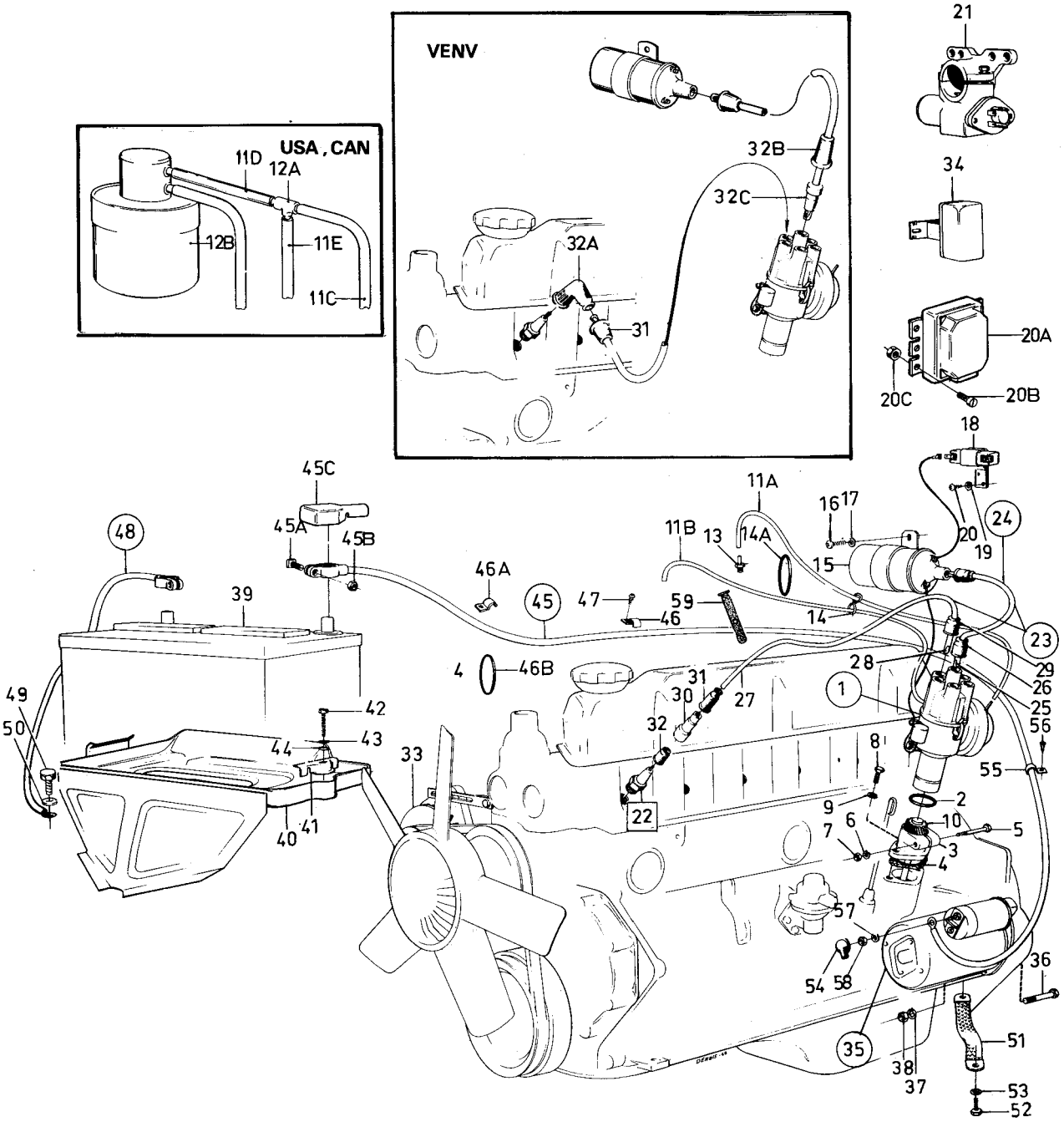

VOLVO PARTS
1 030 14123

Sida 6 Grupp 3 Strömförsörjnings–och startsystem — Power and starter systems — Illustration 14123 — 0100

Page Group — 1975-12

Pos. Fig.	Antal/Quantity				Detalj nr Part No	Benämning	Description	Sats Kit	Anmärkning Notes	
	1	–	–	–	275663-3	Tändledningssats	Ignition cable kit		B30E	1240
24	1	–	–	–		•Tändledning, tändspole	•High–tension cable	S		1260
25	2	–	–	–	954513-8	••Ledningssko	••Cable terminal	S		1280
26	2	–	–	–	241608-9	••Skyddsmuff	••Cap	S		1300
27	6	–	–	–		•Tändledning, tändstift	•Ignition cable	S		1320
28	6	–	–	–	954513-8	••Ledningssko	••Cable terminal	S		1340
29	6	–	–	–	241608-9	••Skyddsmuff	••Cap	S	B30, B30A, B30F	1360
	6	–	–	–	461385-7	••Dämpmotstånd	••Damping resistens	S	B30E	1380
30	6	–	–	–	241605-5	••Dämpmotstånd	••Damping resistans	S		1400
31	6	–	–	–	241607-1	••Skyddsmuff	••Cap	1		1420
32	6	–	–	–	241606-3	••Skyddsmuff	••Cap	1		1440
32a	6	–	–	–	243009-8	Dämpmotstånd	Damping resistans		VENV	1460
32b	6	–	–	–	461385-7	Dämpmotstånd	Damping resistans		VENV	1
									(239333)	1500
32c	6	–	–	–	238403-0	Kåpa	Casing		VENV	1520
33	1	–	–	–		Växelströmsgenerator	Alternator		SE SIDA 12, 1-H09	1
34	1	–	–	–		Laddningsregulator	Charging relay		SE SIDA 12, 1-H09	1560
35	1	–	–	–	241615-4	Startmotor	Starter motor		CH–130994 ERS AV	1580
									1ST 463856–5	1
	1	–	–	–	463856-5	Startmotor	Starter motor		CH 130995–	1620
	–	–	–	–		•Det sida 24 , 1-H21	•Comps. page 24 , 1-H21			1640
36	2	–	–	–	940184-5	Skruv	Screw	0		1
37	2	–	–	–	941909-4	Fjädrande bricka	Resilient washer	0		1680
38	2	–	–	–	940157-1	Mutter	Nut	0		1700
39	–	–	–	–		Batteri	Battery	8		1720
39a	1	–	–	–	1247553-9	Varningsdekal	Warning decal		USA,CAN	1740
40	–	–	–	–		Batterihylla	Battery cage		SE GRUPP 8	1760
41	1	–	–	–	679006-7	Fäste	Holder	3		1780
42	1	–	–	–	955526-9	Skruv	Screw	0		1800
43	1	–	–	–	955894-1	Bricka	Washer	0		1820
44	1	–	–	–	955921-2	Bricka	Washer	0		1840
45	1	–	–	–	680895-0	Batteriledning	Battery cable		CH–29351 EXCL USA CAN	1860
									ERS AV 1ST 687292–3	1880
	1	–	–	–	687292-3	Batteriledning	Battery cable		CH 29352–52789	1900
									EXCL USA CAN	1920
	1	–	–	–	682675-4	Batteriledning	Battery cable		CH–29559 USA CAN	1940
									ERS AV 1ST 687293–1	1960
	1	–	–	–	687293-1	Batteriledning	Battery cable		CH 29560–52789	1980
									USA CAN	2000
	1	–	–	–	1214209-7	Batteriledning	Battery cable		CH 52790–	2
									(1210154)	2040
45a	1	–	–	–	105154-9	•Skruv	•Screw		TID UTF 5/16	2060
	1	–	–	–	940319-7	•Skruv	•Screw		SEN UTF 1/4	2
45b	1	–	–	–	151205-2	•Mutter	•Nut		TID UTF 5/16	2100
	1	–	–	–	940320-5	•Mutter	•Nut		SEN UTF 1/4	2120
45c	1	–	–	–	1214033-1	Kåpa	Casing		CH 82201	2
46	2	–	–	–	943306-1	Klammer	Clamp	0		2
46a	1	–	–	–	419853-7	Klammer	Clamp			2180
47	2	–	–	–	190665-0	Skruv	Screw	0		2
48	1	–	–	–	943412-7	Stomledning	Earth cable			2220
						batteri	battery			2240
49	1	–	–	–	955523-6	Skruv	Screw		TID UTF	2260
	1	–	–	–	942624-8	Flänsskruv	Flange screw		SEN UTF	2280
50	1	–	–	–	960141-0	Bricka	Washer		TID UTF	2300
51	1	–	–	–	190339-2	Stomledning	Earth cable	3		2320
52	1	–	–	–	955524-4	Skruv	Screw		TID UTF	2340
	1	–	–	–	944012-4	Flänsskruv	Flange screw		SEN UTF	2360
53	1	–	–	–	941907-8	Fjädrande bricka	Resilient washer		TID UTF	2380
54	1	–	–	–	673580-7	Gummikåpa	Rubber casing	1		2400
55	1	–	–	–	957214-0	Klammer	Clamp	0	EXCL USA CAN	2420
	1	–	–	–	951191-6	Klammer	Clamp	0	USA CAN	2440
56	1	–	–	–	190665-0	Skruv	Screw	0		2460
57	1	–	–	–	955921-2	Bricka	Washer	0		2480

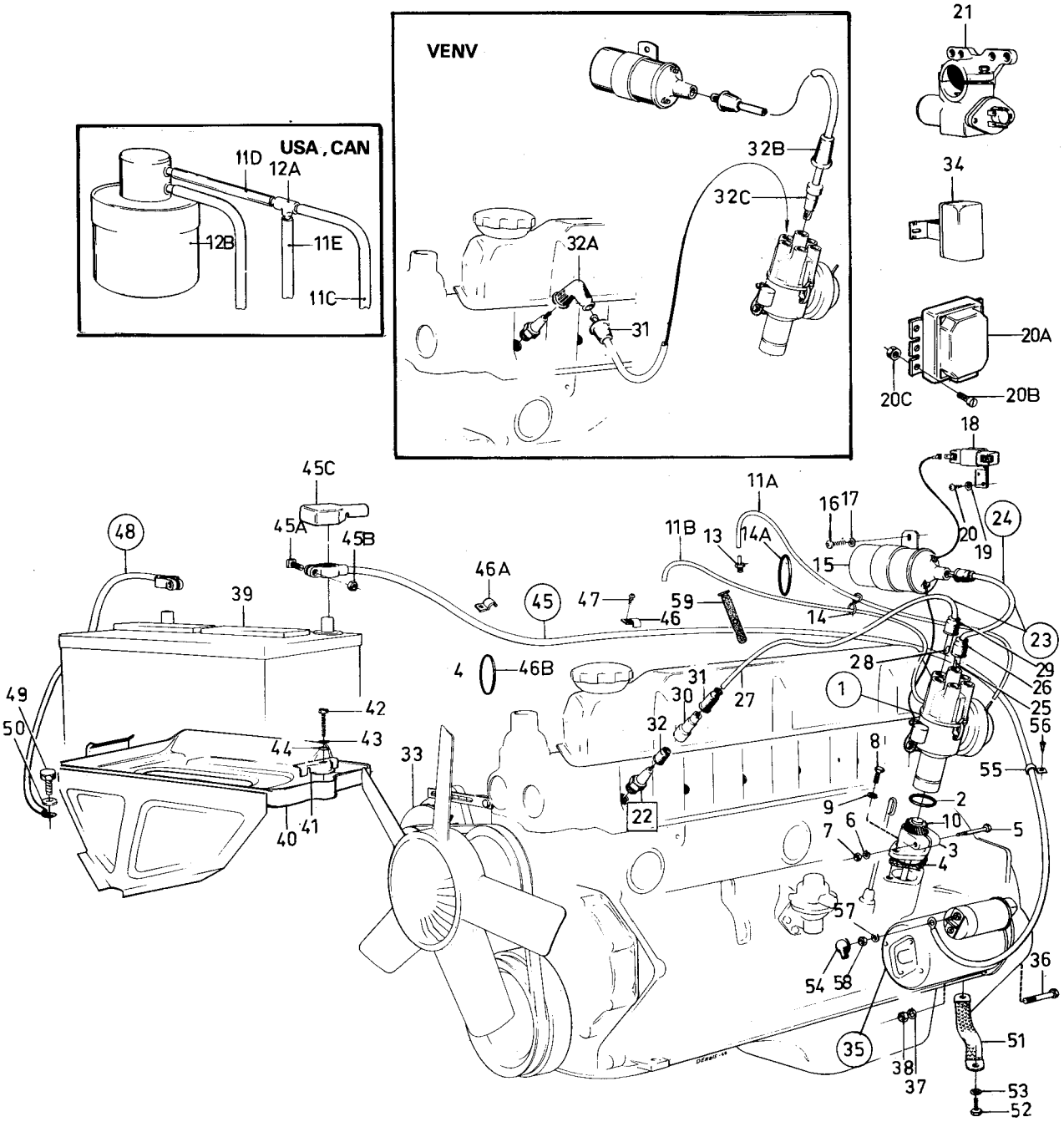

VOLVO PARTS
1 030 14123

Sida / Page	Grupp / Group			Illustration	
8	3	Strömförsörjnings–och startsystem	Power and starter systems	14123	0100
				1975-12	

Pos. Fig.	Antal/Quantity				Detalj nr Part No	Benämning	Description	Sats Kit	Anmärkning Notes	
58	1	–	–	–	955782-8	Mutter	Nut	0		2500
59	1	–	–	–	714529-5	Gummibandklammer	Rubber band clamp		VST	2520

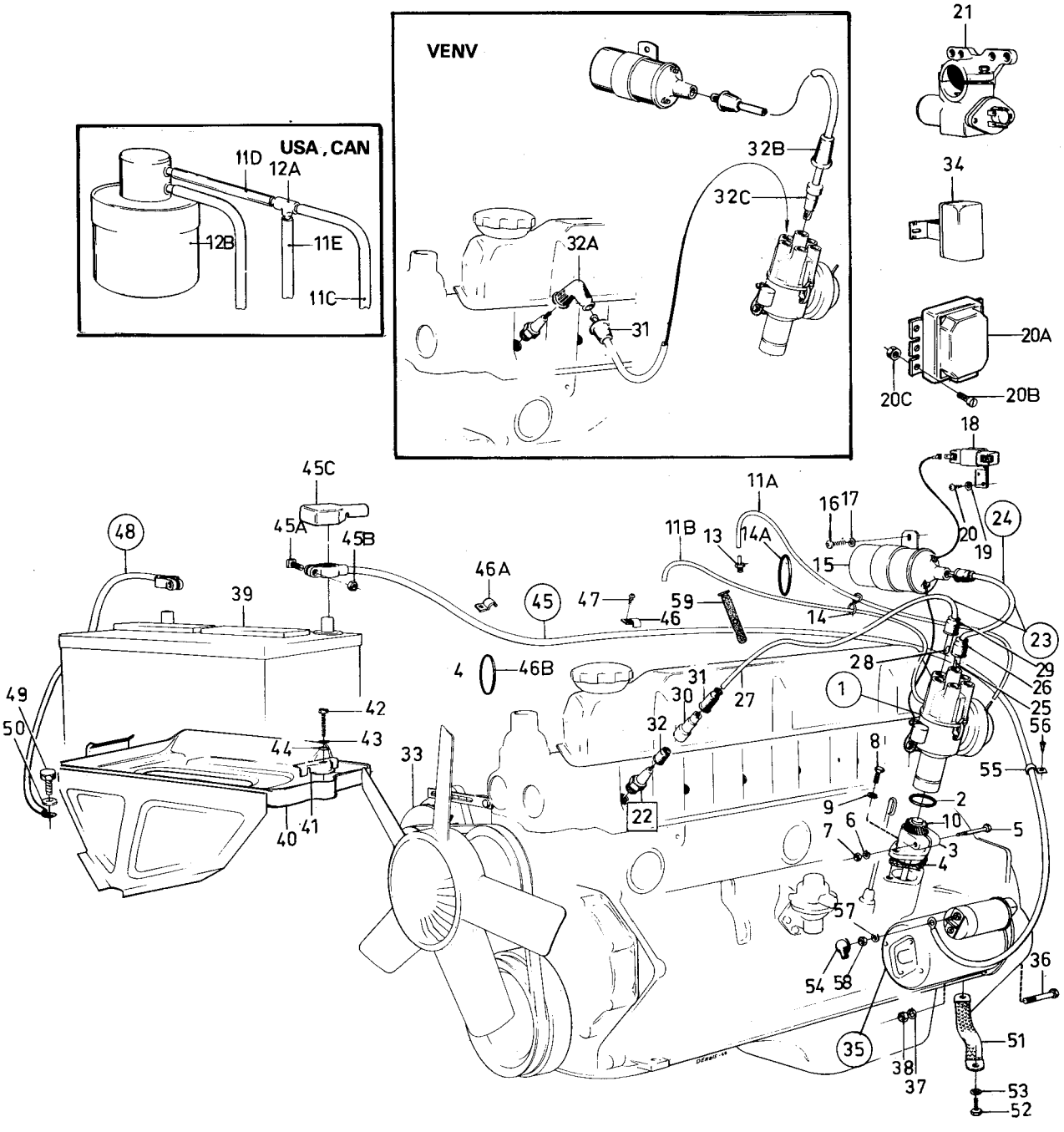

VOLVO PARTS
1 030 14123

Sida 10 Page | Grupp 3 Group | Tändfördelare, 241532, 243131, 461526, 461527 | Distributor, 241532, 243131, 461526, 461527 | Illustration 15198 | 1975-12 | 0150

Pos. Fig.	Antal/Quantity 241 532	243 131	461 526	461 527	Detalj nr Part No	Benämning	Description	Sats Kit	Anmärkning Notes	
1	1	–	–	–	241532-1	Tändfördelare	Distributor		ERS AV461660–3	0020
	–	1	–	–	243131-0	Tändfördelare	Distributor			0040
	–	–	1	–	461526-6	Tändfördelare	Distributor			0060
	–	–	–	1	461527-4	Tändfördelare	Distributor			0080
2	1	1	1	1		•Hus	•Housing	8		0100
3	1	–	–	–	233262-5	•Bussning, övre	•Bushing, upper			0120
4	1	–	–	–	238850-2	•Bussning, nedre	•Bushing, lower			0140
5	1	–	–	–	241396-1	•Smörjfilt	•Lubricating felt			0160
6	1	–	–	–	241650-1	•Kondensator för 241532	•Condensator for 241532			0180
	1	–	–	–	243802-6	•Kondensator för 461660	•Condensator for 461660			0182
	–	1	–	–	243656-6	•Kondensator	•Capicator			0200
	–	–	1	–	243802-6	•Kondensator	•Capicator			0220
	–	–	–	1	243805-9	•Kondensator	•Capicator			0240
7	2	–	–	–	241667-5	•Fjäder	•Spring			0260
8	1	–	–	–	241668-3	•Brytarkam	•Breaking cam			0280
9	1	–	–	–	233836-6	•Koppling	•Coupling			0300
10	1	–	–	–	241651-9	•Brytarplatta	•Breaker plate			0320
11	1	–	–	–	241652-7	•Kontaktsats	•Breaker point kit			0340
	–	1	–	1	243655-8	•Kontaktsats	•Breaker point kit			0360
	–	–	1	–	243801-8	•Kontaktsats	•Breaker point kit			0380
12	1	–	–	–	240305-3	•Fördelararm för 241532	•Distributor rotor for 241532			0400 0402
	1	–	–	–	243657-4	•Fördelararm för 461660	•Distributor rotor for 461660			0403 0404
	–	1	1	1	243657-4	•Fördelararm	•Distributor rotor			0420
13	1	–	–	–	241669-1	•Fördelarlock för 241532	•Distributor cap for 241532			0440 0441
	1	–	–	–	243803-4	•Fördelarlock för 461660	•Distributor cap for 461660			0443 0444
	–	1	–	–	243658-2	•Fördelarlock	•Distributor cap			0460
	–	–	1	1	243803-4	•Fördelarlock	•Distributor cap			0480
13a	1	–	–	–	243761-4	•Kondensspärr för 241532	•Condensate trap for 241532			0500 0501
	1	–	–	–	243762-2	•Kondensspärr för 461660	•Condensate trap for 461660			0503 0504
	–	1	1	1	243762-2	•Kondensspärr	•Condensate trap			0520
14	1	–	–	–	241670-9	•Vacuumregulator för 241532	•Vacuum governor for 241532			0540 0541
x	1	–	–	–	243984-2	•Vakuumregulator för 461660	•Vacuum governor for 461660			0543 0544
	–	1	–	–	243659-0	•Vakuumregulator	•Vacuum governor			0560
	–	–	–	1	243806-7	•Vakuumregulator	•Vacuum governor			0580
14a	–	1	–	–	243022-1	•Kontaktinsats	•Braeker point kit			0600
	–	–	1	1	243804-2	•Kontaktinsats	•Breaker point kit			0620
14b	–	1	1	1	243023-9	•Packning	•Packing			0640
15	1	–	–	–	241671-7	Rep.sats för tändfördelare 241532	Repair kit for distributor shaft 241532			0660 0680
	1	–	–	–	273521-5	Rep. sats för 461660	Repair kit for 461660			0690
16	1	–	–	–	241656-8	Rep.sats för medbringare	Repair kit for companion flange			0700 0720
17	1	–	–	–	241658-4	Rep.sats för Brytarplatta	Repair kit for Breaker plate			0740 0760
18	1	–	–	–	241659-2	Hållfjädersats	Retainer spring kit			0780
	–	1	1	1	273521-5	Rep.sats	Repair kit			0800

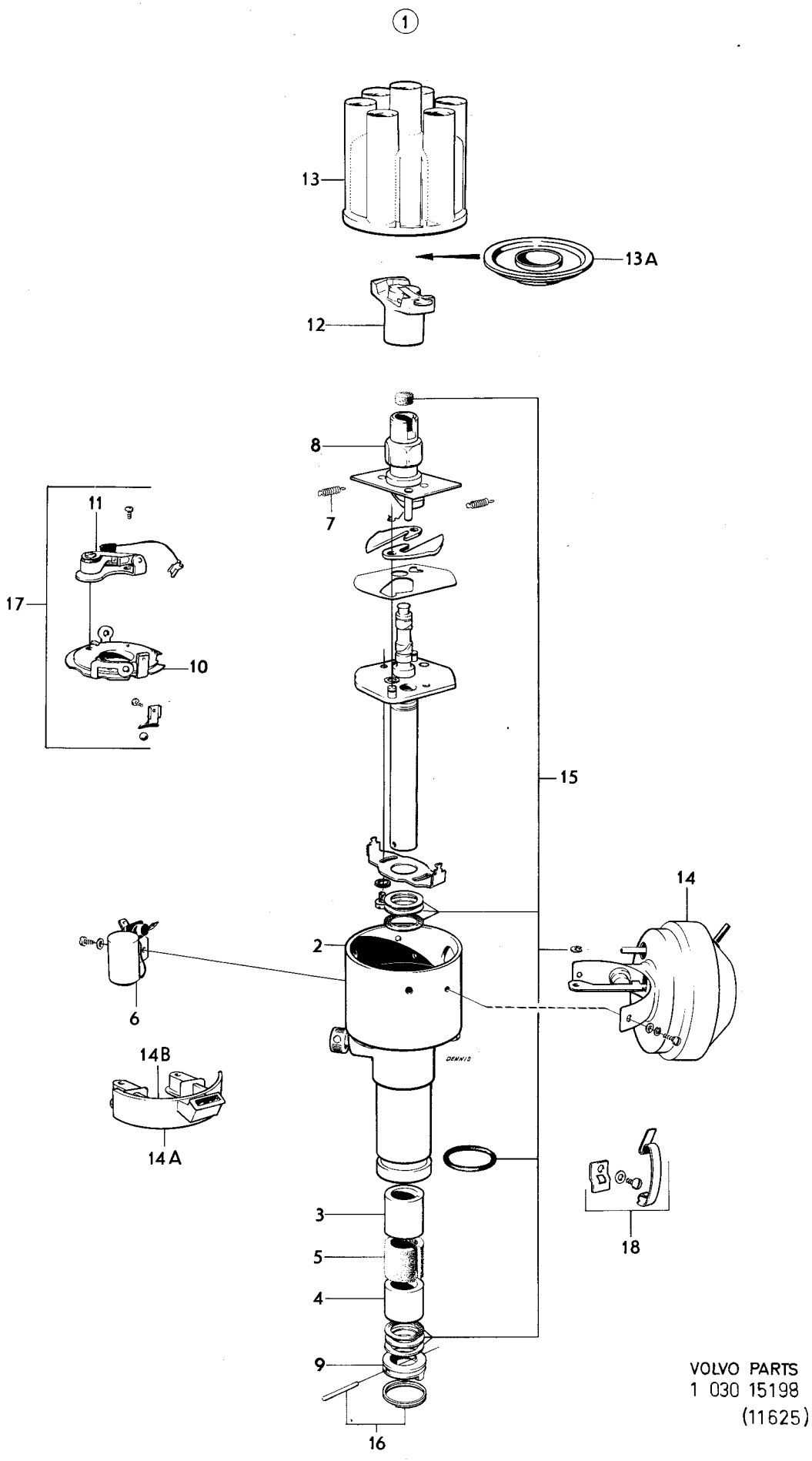

VOLVO PARTS
1 030 15198
(11625)

Sida / Page	Grupp / Group	Tändfördelare	Distributor	Illustration	
12	3	461567	461567	13063	0175
				1975-12	

Pos. Fig.	Antal/Quantity				Detalj nr Part No	Benämning	Description	Sats Kit	Anmärkning Notes	
1	1	–	–	–	461567-0	Tändfördelare	Distributor			0020
2	1	–	–	–	243979-2	•Impulsgivare	•Impulse transmitter			0040
3	1	–	–	–	243916-4	•Tallriksfjäder	•Conical spring washer			0060
4	1	–	–	–	243980-0	•Rotorskiva	•Rotor plate			0080
5	2	–	–	–	243918-0	•Låsring	•Lock ring			0100
6	1	–	–	–	243934-7	•Spännstift	•Tubular pin			0120
7	1	–	–	–	243981-8	•Ledning	•Cable			0140
8	1	–	–	–	243762-2	•Kondensspärr	•Condensate trap			0160
9	1	–	–	–	243657-4	•Fördelararm	•Distributor rotor			0180
10	1	–	–	–	243803-4	•Fördelarlock	•Distributor cap			0200
11	1	–	–	–	243982-6	•Vakuumregulator	•Vacuum governor			0220
12	1	–	–	–	243983-4	•Hållare	•Retainer			0240
13	2	–	–	–	243928-9	•Skruv	•Screw			0260
14	1	–	–	–	243804-2	•Kontaktinsats	•Breaker point kit			0280
15	1	–	–	–	243023-9	•Packning	•Packing			0300
16	2	–	–	–	241715-2	•Skruv	•Screw			0320

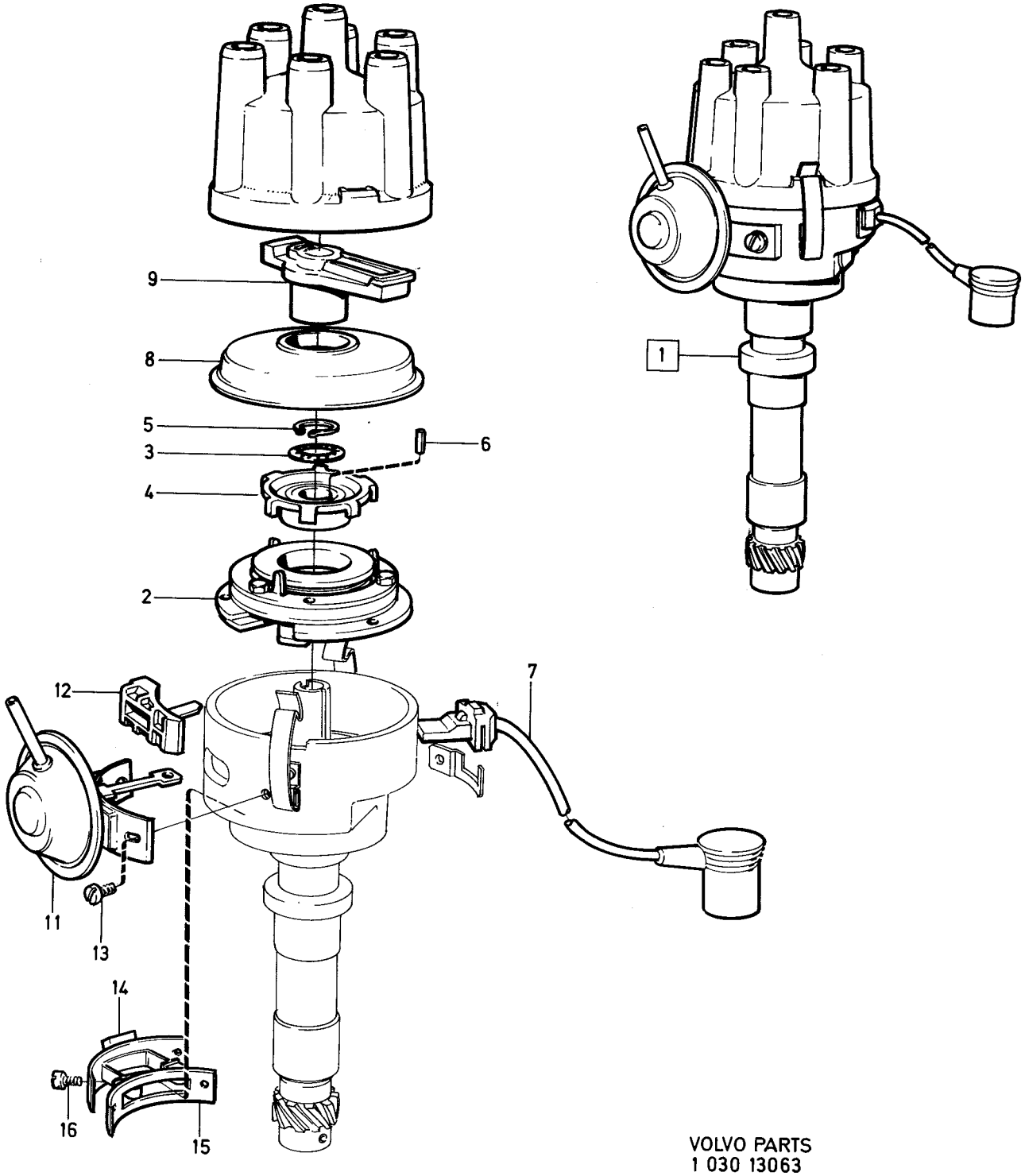

VOLVO PARTS
1 030 13063

Sida / Page 14 — Grupp / Group 3 — Växelströmsgenerator med upphängning, laddningsregulator — Alternator and mountings, charging relay — Illustration 14979 — 1975-12 — 0200

Pos. Fig.	Antal/Quantity				Detalj nr Part No	Benämning	Description	Sats Kit	Anmärkning Notes	
1	1	–	–	–	419420-5	Växelströmsgenerator	Alternator		B30(496953)MO–6952	0020
									B30(496954) MO–5516	0040
						•Det sida 18, 1-H15	•Comps. page 18, 1-H15			0060
	1	–	–	–	419787-7	Växelströmsgenerator	Alternator		B30(496953)MO 6953–	0080
									23341. B30(496954)	0100
									MO 5517–20055. B30	0120
									(496958) MO–3556. B30	0140
									(496959) MO–1315	0160
									ERS AV 1 ST 460085–4,	0180
									1 ST 461181–0, 1 ST	0200
									461258–6, 1 ST 460481–5	0220
						•Det sida 18, 1-H15	•Comps. page 18, 1-H15			0240
	1	–	–	–	460085-4	Växelströmsgenerator	Alternator		MÄRKT A14/55 712204021.8	0260
									B30(496953) MO 23342–	0280
									B30(496954)MO20056–	0300
									B30(496958)MO3657–	0320
									B30(496959)MO1316–	0340
									B30A,B30E,B30F	0360
									ERS AV 1 ST 462893–9	0380
						•Det sida 18, 1-H15	•Comps. page 18, 1-H15			0400
	1	–	–	–	462893-9	Växelströmsgenerator	Alternator		MÄRKT A14/55 71271302	0420
									B30A, B30E, B30F	0440
						•Det sida 22, 1-H19	•Comps. page 22, 1-H19			0460
2	1	–	–	–	430146-1	Bricka	Washer			0480
3	1	–	–	–	940280-1	Fjädrande bricka	Resilient washer	0		0500
4	1	–	–	–	955567-3	Skruv	Screw	0		0520
5	1	–	–	–	430147-9	Spännjärn	Tensioner arm		B30, B30A CH–102949	0540
									ERS AV 1ST 462743–6,	0560
									1ST 955894–1	0580
	1	–	–	–	462743-6	Spännjärn	Tensioner arm		B30,B30A CH 102950–	0600
	1	–	–	–	461320-4	Spännjärn	Tensioner arm		B30E–F CH–102949	0620
	1	–	–	–	462744-4	Spännjärn	Tensioner arm		B30E–F CH 102950–	0640
6	1	–	–	–	955523-6	Skruv	Screw		B30,B30A CH–102949	0660
	1	–	–	–	955534-3	Skruv	Screw		B30,B30A CH 102950–	0680
	1	–	–	–	955524-4	Skruv	Screw		B30E–F CH–102949	0700
	1	–	–	–	940114-2	Skruv	Screw		B30E–F CH 102950–	0720
7	1	–	–	–	955524-4	Skruv	Screw		B30, B30A	0740
	1	–	–	–	940135-7	Skruv	Screw		B30E–F	0760
8	1	–	–	–	191172-6	Bricka	Washer	0		0780
9	1	–	–	–		Drivrem	Drive belt		SE GRUPP 2B	0800
10	1	–	–	–	941905-2	Fjädrande bricka	Resilient washer			0820
	1	–	–	–	941906-0	Fjädrande bricka b+	Resilient washer b+			0840
11	1	–	–	–	955780-2	Mutter	Nut	0		0860
	1	–	–	–	955781-0	Mutter b+	Nut b+			0880
11a	1	–	–	–	1234326-5	Skyddskåpa b+	Protector cover b+			0900
11b	1	–	–	–	960139-4	Bricka b+	Washer b+		6,4 X 18	0920
11c	1	–	–	–	955892-5	Bricka b+	Washer b+		6,4 X 12	0940
12	1	–	–	–	1215565-1	Laddningsregulator	Charging relay		(419589)(419584)	0960
									M410 CH OMKR–123200,	0980
									CH 144274–145381,	1000
									CH 146912–147399.	1020
									BW35 CH OMKR–123200,	1040
									CH 144274–145166,	1060
									CH 147239–147399.	1080
	1	–	–	–	1215477-9	Laddningsregulator	Charging relay		M410 CH OMKR 123200–	1100
	–	–	–	–		.....	.....		EXCL CH 144274–145381,	1120
	–	–	–	–		.....	.....		CH 146912–147399	1140
	–	–	–	–		.....	.....		BW35 CH OMKR 123200–	1160
	–	–	–	–		.....	.....		EXCL CH 144274–145166,	1180
	–	–	–	–		.....	.....		CH 147239–147399	1200
13	2	–	–	–	958236-2	Skruv	Screw	0		1220
14	2	–	–	–	941906-0	Fjädrande bricka	Resilient washer		CH–102949	1240
15	1	–	–	–	941904-5	Fjädrande bricka	Resilient washer	0		1260

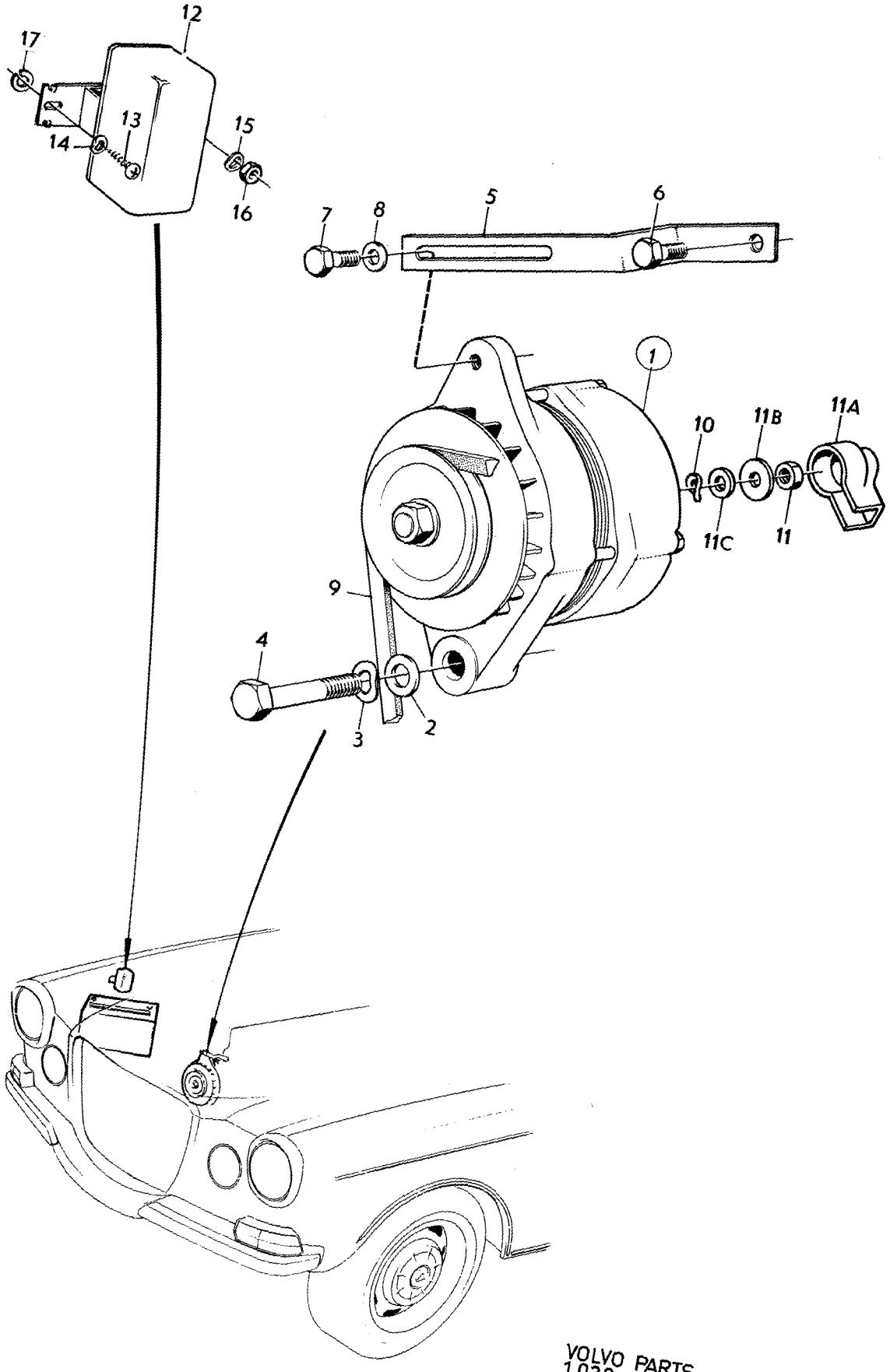
12
17
13
15
14
16
7
8
5
6
1
10
11B
11A
11C
11
9
4
3
2

Sida / Page	Grupp / Group			Illustration	
16	3	Växelströmsgenerator med upphängning, laddningsregulator	Alternator and mountings, charging relay	14979 1975-12	0200

Pos. Fig.	Antal/Quantity				Detalj nr Part No	Benämning	Description	Sats Kit	Anmärkning Notes	
16	1	–	–	–	955779-4	Mutter	Nut	0		1280
17	2	–	–	–	955947-7	Låsbricka	Lock washer	0		1300

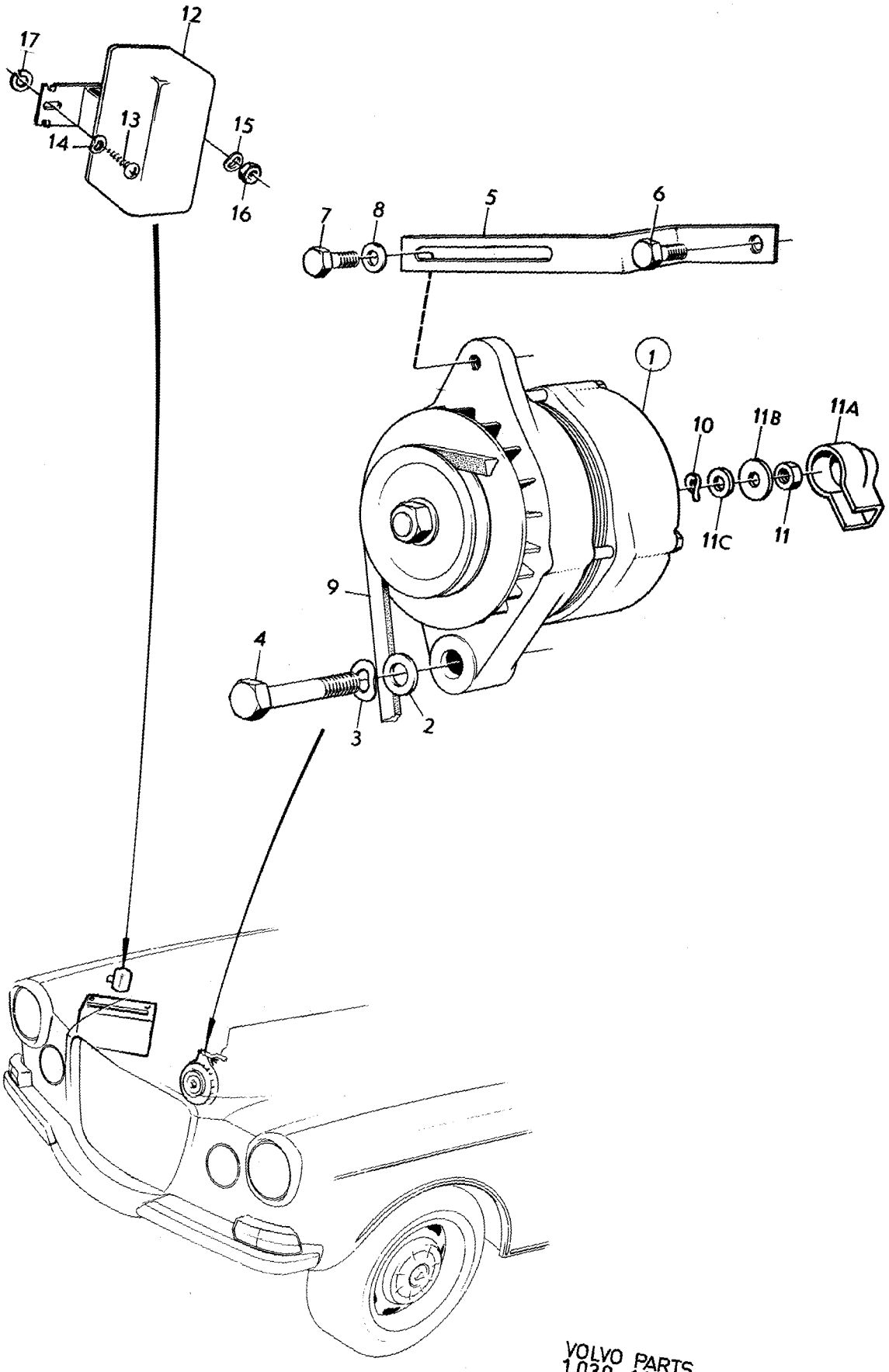
12
17
13
14
15
16
7
8
5
6
1
10
11B
11A
11C
11
9
4
3
2

Sida 18 Page | Grupp 3 Group | Växelströmsgenerator 419420, 419787, 460085 | Alternator 419420, 419787, 460085 | Illustration 8430 | 1975-12

Pos. Fig.	Antal/Quantity 419 420	419 787	460 085		Detalj nr Part No	Benämning	Description	Sats Kit	Anmärkning Notes	
1	1	–	–	–	419420-5	Växelströmsgenerator	Alternator	3		0020
	–	1	–	–	419787-7	Växelströmsgenerator	Alternator		ERS AV 1ST 460085–4	0040
									1ST 461181–0,	0060
									1ST 460481–5,	0080
									1ST 461258–6	0100
	–	–	1	–	460085-4	Växelströmsgenerator	Alternator	3		0120
2	1	1	1	–		•Hus, bakre	•Housing, rear	8		0140
3	1	–	–	–	419501-2	••Rep. sats	••Repair kit	1		0160
	–	1	1	–	480651-9	••Rep. sats	••Repair kit	1		0180
4	2	2	2	–		•••Skruv	•••Screw	S		0200
5	1	1	1	–		•••Gummiring	•••Rubber ring	S		0220
6	1	1	1	–		•Hus, främre	•Housing forward	8		0240
7	1	–	–	–	362235-4	•Stator	•Stator			0260
	–	1	1	–	461225-5	•Stator	•Stator			0280
8	1	–	–	–	420402-0	••Hållare, +diod	••Retainer, +diode		(419502)	0300
	–	1	1	–	460131-6	••Hållare, +diod	••Retainer, +diode	2		0320
9	–	1	1	–	273506-6	•Rep sats, + diod	•Repair kit, + diode	1		0340
10	–	3	3	–		••+diod	••+diode	8		0360
11	1	–	–	–	273512-4	•••Rep. sats	•••Repair kit	1		0380
	–	1	1	–	273512-4	•••Rep. sats	•••Repair kit		(273504)	0400
12	4	4	4	–		••••Isolerbricka	••••Insulating washer	S		0420
13	2	2	2	–		••••Isolerbussning	••••Insulating bushing	S		0440
14	3	3	3	–		••••Låsbricka	••••Lock washer	S		0460
15	3	3	3	–		••••Mutter	••••Nut	S		0480
16	1	–	–	–	362233-9	••Hållare. –diod	••Retainer, –diode	2		0500
	–	1	1	–	460132-4	••Hållare,–diod	••Retainer, –diode	2		0520
17	–	1	1	–	273507-4	•••Rep. sats, –diod	•••Repair kit diode	1		0540
18	–	3	3	–		••–diod	••–diod	S		0560
19	1	–	–	–	273513-2	•••Rep. sats	•••Repair kit		(419505)	0580
	–	1	1	–	273513-2	•••Rep. sats	•••Repair kit		(273505)	0600
20	3	3	3	–		••••Låsbricka	••••Lock washer	S		0620
21	3	3	3	–		••••Mutter	••••Nut	S		0640
22	2	2	2	–		••Hållare, enkel	••Retainer, single			0660
23	2	2	2	–		••Hållare, dubbel	••Retainer, double			0680
24	–	1	1	–	827562-0	••Rep. sats	••Repair kit	1		0700
25	–	4	4	–		•••Skruv	•••Screw	S		0720
26	–	4	4	–		•••Hållare	•••Retainer	S		0740
	1	–	–	–	326236-7	•Rotor	•Rotor			0760
	–	1	1	–	461226-3	•Rotor	•Rotor			0780
28	1	1	1	–	181797-2	••Kullager, bakre	••Bearing, rear	1		0800
29	1	1	1	–	181800-4	•Kullager, främre	•Bearing, forward	1		0820
30	1	1	1	–	419508-7	•Rep. sats	•Repair kit	1		0840
31	1	1	1	–		••Hållare	••Retainer	S		0860
32	3	3	3	–		••Skruv	••Screw	S		0880
33	1	1	1	–	460133-2	•Hållare med elborstar	•Retainer with carbon brushes	1		0900
34	1	–	–	–	419509-5	••Rep. sats	••Repair kit	1		0940
	–	1	1	–	273508-2	••Rep. sats	••Repair kit	1		0960
35	1	1	1	–		•••Lock	•••Cover	S		0980
36	2	2	2	–		•••Skruv	•••Screw	S		1000
37	1	–	–	–	362226-3	•Hållare	•Retainer		ERS AV 825532–5	1020
	–	1	1	–	460134-0	•Hållare	•Retainer	3		1040
38	1	–	–	–	419511-1	••Rep. sats	••Repair kit	1		1060
	–	1	1	–	273509-0	••Rep. sats	••Repair kit	1		1080
39	2	2	2	–		•••Isolerbricka	•••Insulating washer	S		1100
40	4	4	4	–		•••Låsbricka	•••Lock washer	S		1120
41	4	4	4	–		•••Mutter	•••Nut	S		1140
42	1	–	–	–	419512-9	•Remskiva	•Pulley	3		1160
	–	1	–	–	460136-5	•Remskiva	•Pulley		ERS AV 1ST 460214–0,	1180
									1ST 461181–0,	1200
									1ST 461258–6,	1220
									1ST 460481–5,	1240
			1		460214-0	Remskiva	Pulley	3		1280

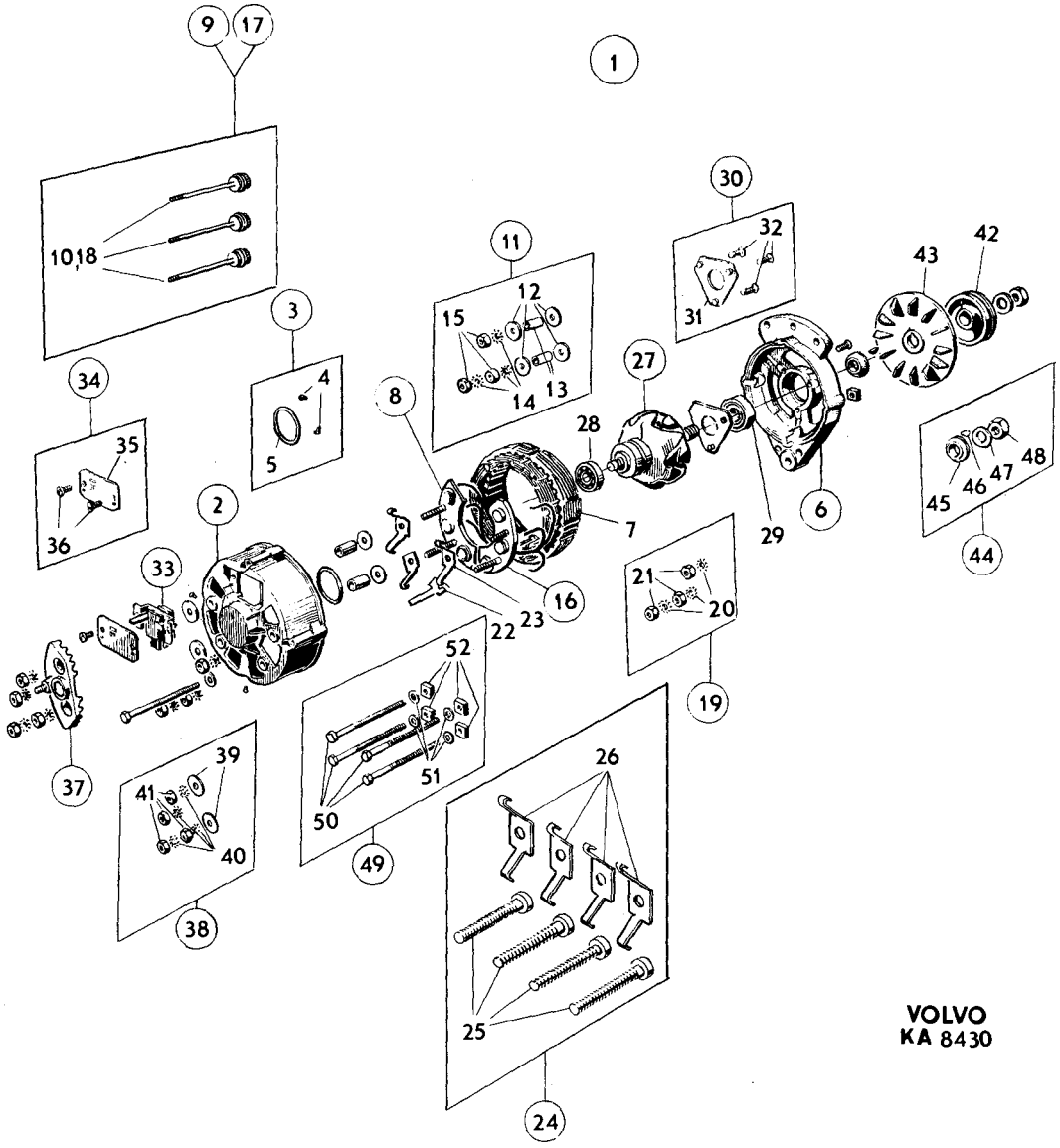

VOLVO
KA 8430

Sida / Page	Grupp / Group	Växelströmsgenerator / Alternator		Illustration	
20	3	419420, 419787, 460085	419420, 419787, 460085	8430	0250
				1975-12	

Pos. Fig.	Antal/Quantity 419 420	419 787	460 085		Detalj nr Part No	Benämning	Description	Sats Kit	Anmärkning Notes	
43	1	–	–	–	419513-7	•Fläkt	•Fan	4		1300
	–	1	1	–	460135-7	•Fläkt	•Fan	4		1320
44	1	1	1	–	419514-5	•Rep. sats	•Repair kit	1		1340
45	1	1	1	–		••Distansring	••Spacer ring	S		1360
46	1	1	1	–		••Kil	••Key	S		1380
47	1	1	1	–		••Bricka	••Washer	S		1400
48	1	1	1	–		••Mutter	••Nut	S		1420
49	1	–	–	–	419515-2	•Rep. sats	•Repair kit	1		1440
	–	1	1	–	273510-8	•Rep. sats	•Repair kit	1		1460
50	4	4	4	–		••Skruv	••Screw	S		1480
51	4	4	4	–		••Bricka	••Washer	S		1500
52	4	4	4	–		••Mutter	••Nut	S		1520

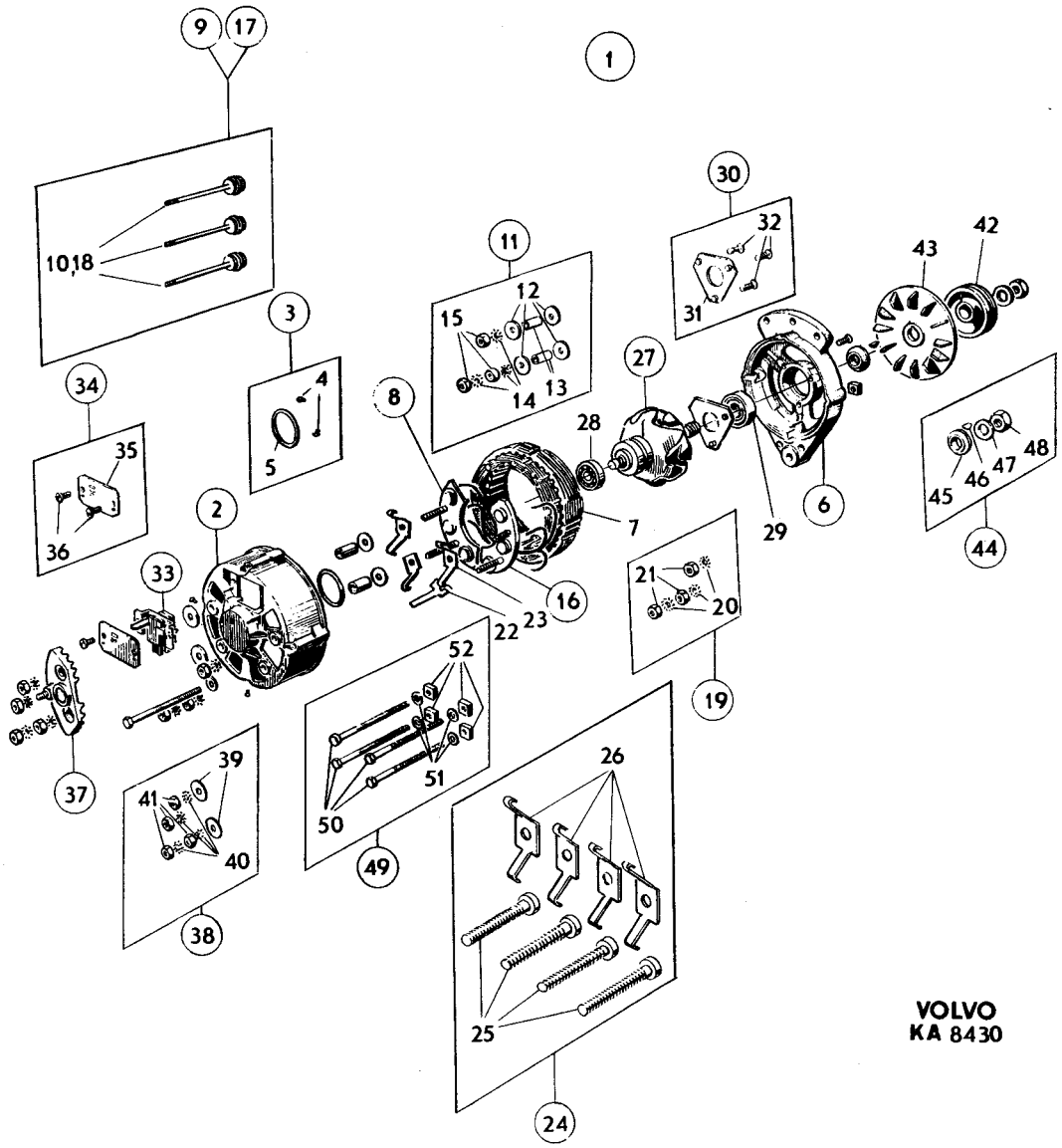

VOLVO
KA 8430

Sida 22 Page | Grupp 3 Group | Växelströmsgenerator 462893 | Alternator 462893 | Illustration 13036 | 1975-12 | 0275

Pos. Fig.	Antal/Quantity 462 893				Detalj nr Part No	Benämning	Description	Sats Kit	Anmärkning Notes	
1	1	–	–	–	462893-9	Växelströmsgenerator	Alternator			0020
2	1	–	–	–	1207426-6	•Rep.sats	•Repair kit			0040
3	–	–	–	–		•Gummikåpa	•Rubber casing	8		0060
4	1	–	–	–	1207436-5	•Hållare, +diode	•Retainer, +diode		(1207428)	0080
5	1	–	–	–	1207429-0	•Rep.sats	•Repair kit		ERS AV 1207437–3	0100
6	1	–	–	–	1207430-8	•Hållare, –diod	•Retainer, –diode			0120
7	1	–	–	–	273513-2	•Rep.sats	•Repair kit			0140
8	3	–	–	–		••Låsbricka	••Lock washer	S		0160
9	3	–	–	–		••Mutter	••Nut	S		0180
10	1	–	–	–	273506-6	•Rep.sats	•Repair kit			0200
11	3	–	–	–		••+diod	••+diode	S		0220
12	1	–	–	–	273507-4	•Rep.sats	•Repair kit			0240
13	3	–	–	–		••–diod	••–diode	S		0260
14	1	–	–	–	181797-2	•Kullager, bakre	•Bearing, rear			0280
15	1	–	–	–	181800-4	•Kullager, främre	•Bearing, forward			0300
16	1	–	–	–	419508-7	•Rep.sats	•Repair kit			0320
17	1	–	–	–	461226-3	•Rotor	•Rotor			0340
18	1	–	–	–	1207427-4	•Rep.sats	•Repair kit			0360
19	1	–	–	–	460133-2	•Hållare	•Retainer			0380
20	1	–	–	–	273508-2	•Rep.sats	•Repair kit			0400
21	1	–	–	–		••Lock	••Cover	S		0420
22	2	–	–	–		••Skruv	••Screw	S		0440
23	1	–	–	–	1207424-1	•Hållare	•Retainer			0460
24	1	–	–	–	1207425-8	•Rep.sats	•Repair kit			0480
25	1	–	–	–	273510-8	•Rep.sats	•Repair kit			0500
26	4	–	–	–		••Skruv	••Screw	S		0520
27	4	–	–	–		••Bricka	••Washer	S		0540
28	4	–	–	–		••Mutter	••Nut	S		0560
29	1	–	–	–	460135-7	•Fläkt	•Fan			0580
30	1	–	–	–	1207431-6	•Remskiva	•Pulley			0600
31	1	–	–	–	419514-5	•Rep.sats	•Repair kit			0620
32	1	–	–	–		••Distansring	••Spacer ring	S		0640
33	1	–	–	–		••Kil	••Key	S		0660
34	1	–	–	–		••Bricka	••Washer	S		0680
35	1	–	–	–		••Mutter	••Nut	S		0700

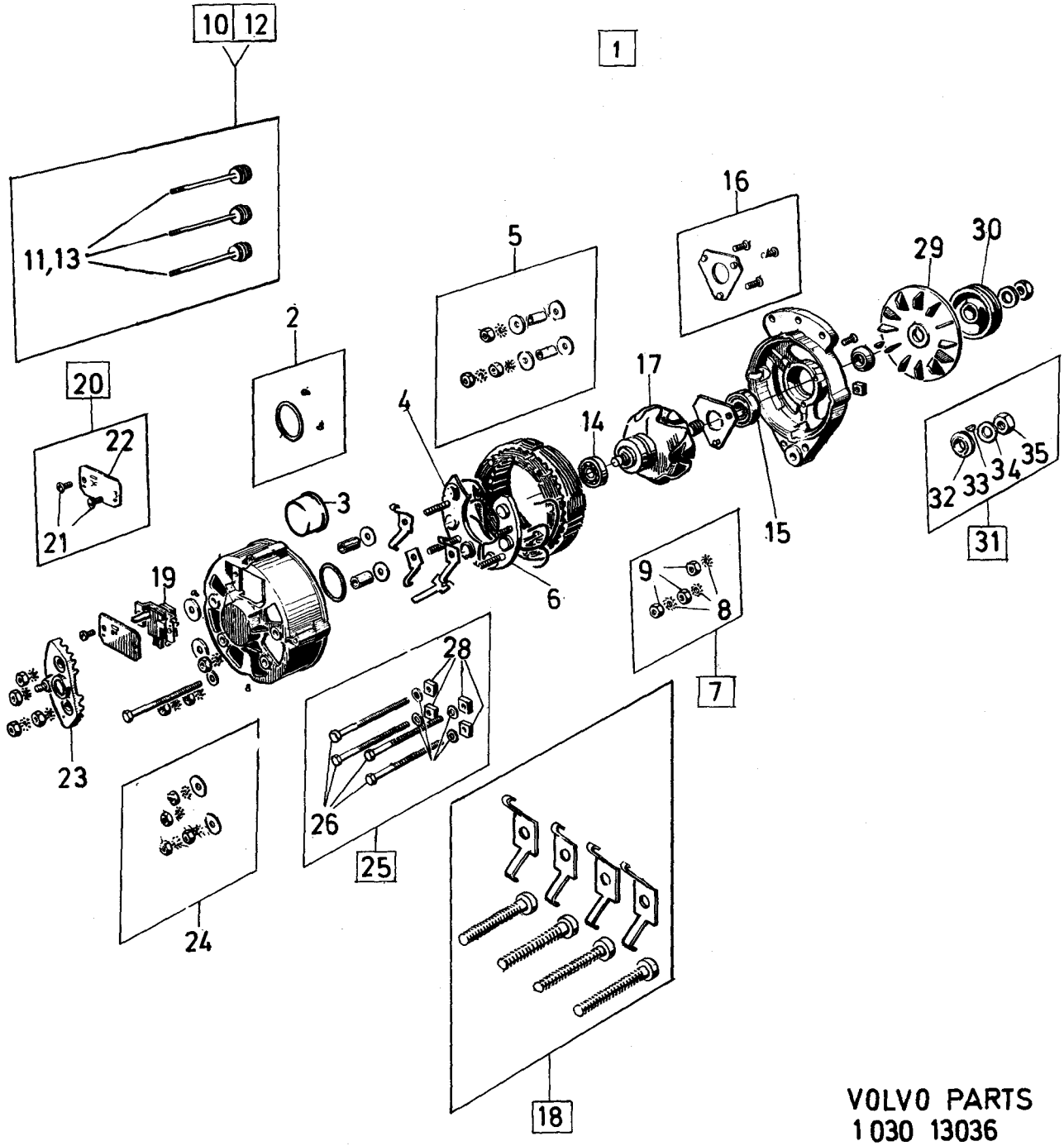

VOLVO PARTS
1 030 13036

Sida / Page	Grupp / Group	Startmotor	Starter motor	Illustration 13064	030
24	3	241615,463856	241615,463856	1975-12	

Pos. Fig.	Antal/Quantity 241 615	463 856			Detalj nr Part No	Benämning	Description	Sats Kit	Anmärkning Notes	
1	1	–	–	–	241615-4	Startmotor	Starter motor		ERS AV 463856–5	002
	–	1	–	–	463856-5	Startmotor	Starter motor			004
2	1	–	–	–	241673-3	•Fältlindning	•Field winding			006
	–	1	–	–	243906-5	•Fältlindning	•Field winding			008
3	1	–	–	–	240730-2	•Isolerremsa	•Insulating strip			010
4	4	–	–	–	240594-2	•Skruv	•Screw			012
	–	4	–	–	243905-7	•Skruv	•Screw			014
5	1	–	–	–	240598-3	•Drivlager	•Drive and bearing			016
	–	1	–	–	243907-3	•Drivlager	•Drive and bearing			018
6	1	–	–	–	238813-0	••Bussning	••Bushing			020
	–	1	–	–	3101977-1	••Bussning	••Bushing			022
7	1	–	–	–	241305-2	•Kopplingsarm	•Engaging lever			
	–	1	–	–	833727-1	•Kopplingsarm	•Engaging lever			
8	1	1	–	–	241674-1	•Skruv	•Screw			028
9	1	1	–	–	955919-6	•Fjäderbricka	•Spring washer			
10	1	1	–	–	955781-0	•Mutter	•Nut			
11	1	–	–	–	240731-0	•Rotor	•Rotor			034
	–	1	–	–	243908-1	•Rotor	•Rotor			
12	1	–	–	–	241306-0	•Packning	•Gasket			
13	1	–	–	–	240619-7	•Startmotordrev	•Drive with pinion		CH–130994	040
	–	1	–	–	243909-9	•Startmotordrev	•Drive with pinion		CH 130995–	
14	1	1	–	–	240620-5	••Bussning	••Bushing			
15	1	1	–	–	238819-7	•Anslagsring	•Spring ring			046
16	1	1	–	–	240601-5	•Kommutatorlager	•Commutator and bearing			048
17	1	1	–	–	240602-3	••Bussning	••Bushing			050
18	1	1	–	–	240603-1	•Borsthållarplatta	•Brush holder plate			052
19	2	–	–	–	240604-9	•Elborstsats	•Carbon brush set			054
	–	1	–	–	243910-7	•Elborstsats	•Carbon brush set			056
20	4	–	–	–	240605-6	•Borstfjäder	•Brush spring			058
	–	4	–	–	243911-5	•Borstfjäder	•Brush spring			060
21	1	1	–	–	240606-4	•Skyddskåpa	•Protector casing			062
22	2	–	–	–	956058-2	•Skruv	•Screw			064
	–	2	–	–	956059-0	•Skruv	•Screw			066
23	2	2	–	–	239340-3	•Fjäderbricka	•Spring washer			068
24	2	–	–	–	240613-0	•Skruv	•Screw			070
	–	2	–	–	243912-3	•Skruv	•Screw			072
25	2	–	–	–	240614-8	•Bricka	•Washer			074
	–	2	–	–	86287-0	•Bricka	•Washer			076
26	–	1	–	–	243913-1	•Manövermagnet	•Solenoid switch			
27	1	–	–	–	241675-8	•Manövermagnet	•Solenoid switch			
28	–	–	–	–		••Packning	••Gasket			082
	ERF	–	–	–	240626-2	•••Tj 0,5	•••Th 0.5			
	ERF	–	–	–	240627-0	•••Tj 1,0	•••Th 1.0			
29	1	–	–	–	241676-6	••Lock	••Switch cover			088
30	3	–	–	–	955921-2	••Fjäderbricka	••Spring washer			
31	3	–	–	–	955782-8	••Mutter	••Nut			
32	2	–	–	–	956079-8	••Skruv	••Screw			094
33	2	–	–	–	955918-8	••Fjäderbricka	••Spring washer			
34	2	–	–	–	240628-8	•Skruv	•Screw			
	–	2	–	–	243914-9	•Skruv	•Screw			100
35	–	1	–	–	955921-2	•Fjäderbricka	•Spring washer			102
36	–	1	–	–	955782-8	•Mutter	•Nut			104
37	1	1	–	–	241300-3	Rep.sats	Repair kit			106

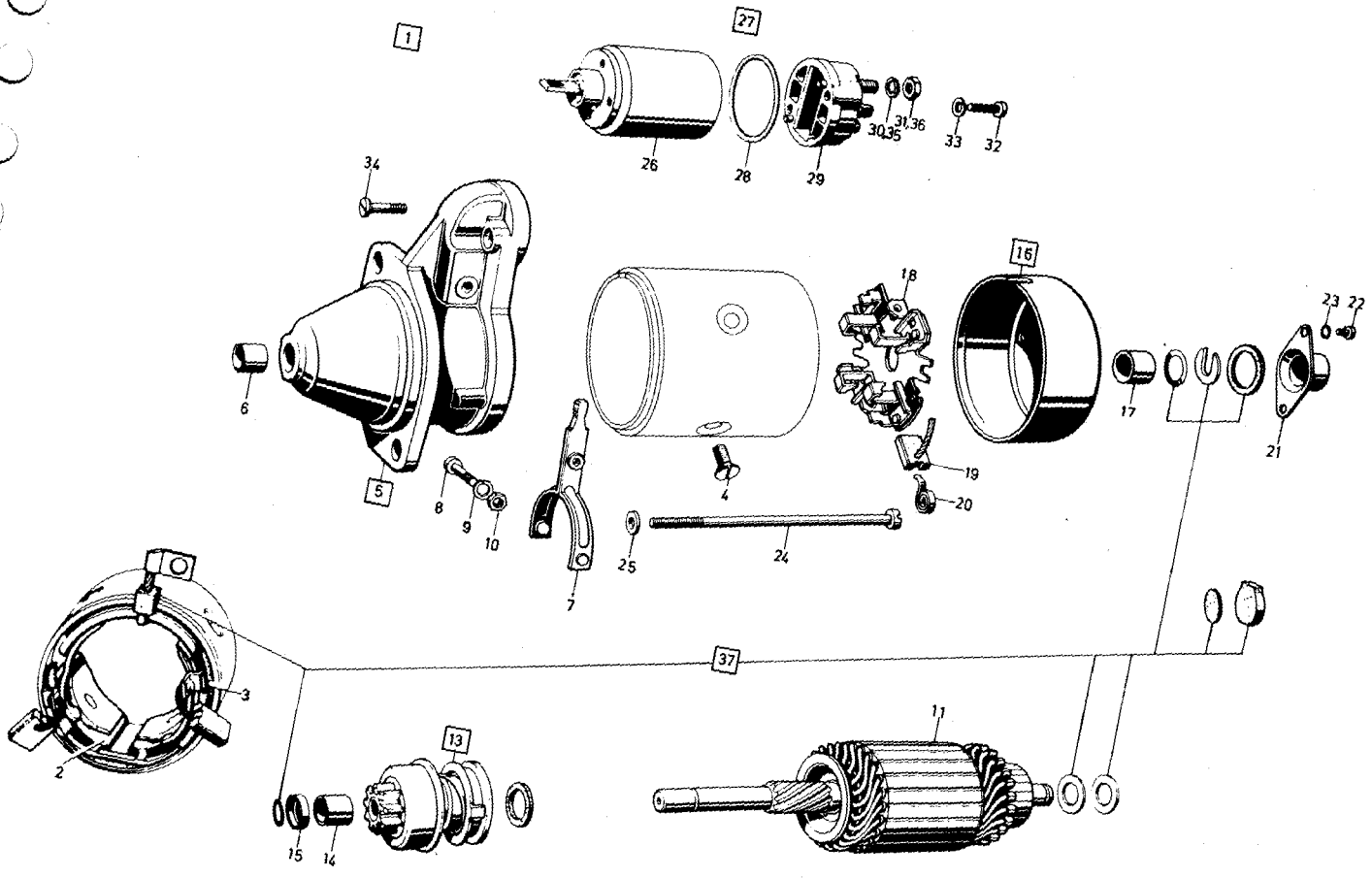

VOLVO PARTS
1 030 13064

Sida 26 Page | Grupp 3 Group | Belysningsutrustning, främre | Light Equipment front | Illustration 11626 | 1975-12 | 0350

Pos. Fig.	Antal/Quantity				Detalj nr Part No	Benämning	Description	Sats Kit	Anmärkning Notes	
1	2	–	–	–	241645-1	Strålkastarinsats	Headlamp insert		V–ASYM. CH–74449	0020
	2	–	–	–	241646-9	Strålkastarinsats	Headlamp insert		H–ASYM. CH–74449	0040
	2	–	–	–	240518-1	Strålkastarinsats	Headlamp insert		V–ASYM. JAPAN	0060
						vitt normalljus	white normal light		CH 74450–	0080
2	2	–	–	–	240147-9	•Lamphållarfjäder	•Retainer spring			0100
3	2	–	–	–	277730-8	Glödlampa	Bulb		P45T 12V 40/45W	0120
4	2	–	–	–	240148-7	Gummikåpa	Casing			0140
5	2	–	–	–	1214206-3	Strålkastarinsats	Headlamp insert		SEALED BEAM	0160
									CH–113291 ERS AV 661890	0180
	2	–	–	–	661890-4	Strålkastarinsats	Headlamp insert		SEALED BEAM	0200
									CH 113292–	0220
	2	–	–	–	1212851-8	Strålkastarinsats	Headlamp insert		V–ASYM.	02[illegible]
						vitt hal ljus med glödlampa och kåpa	white hal light with bulb and casing		CH 74450–102949	02[illegible] 0280
	2	–	–	–	1212962-3	Strålkastarinsats	Headlamp insert		V–ASYM.	0[illegible]
						hal ljus utan glödlampa och kåpa	hal light without bulb and casing		CH 74450–102949	03[illegible] 0340
	2	–	–	–	1215282-3	Strålkastarinsats	Headlamp insert		V–ASYM. CH 102950–	03[illegible]
						hal ljus utan glödlampa och kåpa	hal light without bulb and casing			0[illegible] 0400
	2	–	–	–	1212742-9	Strålkastarinsats	Headlamp insert		H–ASYM.	04[illegible]
						vitt hal ljus med glödlampa och kåpa	white hal light with bulb and casing		CH 74450–102949	04[illegible] 0460
	2	–	–	–	1212963-1	Strålkastarinsats	Headlamp insert		H–ASYM.	0480
						hal ljus utan glödlampa och kåpa	hal light without bulb and casing		CH 74450–102949	0500 0520
	2	–	–	–	1214478-8	Strålkastarinsats	Headlamp insert		H–ASYM.	0540
						vitt hal ljus med glödlampa och kåpa	white hal light with bulb and casing		CH 102950– ERS AV 1215281–5	0560 0580
	2	–	–	–	1215281-5	Strålkastarinsats	Headlamp insert		H–ASYM.	0600
						hal ljus utan glödlampa och kåpa	hal light without bulb and casing		CH 102950–	0620 0640
6	2	–	–	–	1212744-5	•Kåpa	•Casing			0660
7	2	–	–	–	277752-2	•Glödlampa, vit	•Bulb, white		H4 12V 60/55W	0680
	2	–	–	–	277753-0	•Glödlampa, gul	•Bulb, yellow		H4 12V 60/55W	0700
8	2	–	–	–	679063-8	Ring, yttre	Ring, outer	S		0720
9	2	–	–	–	679064-6	Ring, inre	Ring, inner	S		0740
10	2	–	–	–	679065-3	Hållare	Retainer	S		0760
11	2	–	–	–	679066-1	Sarg	Frame	S		07[illegible]
	2	–	–	–	281444-0	Sarg	Frame		4)	08[illegible]
12	2	–	–	–	683492-3	Fjäder	Spring	S		0820
13	8	–	–	–	190071-1	Skruv	Screw	S		08[illegible]
14	2	–	–	–	676109-2	Fjäder	Spring	S		08[illegible]
15	6	–	–	–	941904-5	Fjädrande bricka	Resilient washer	S		0880
16	6	–	–	–	192318-4	Skruv	Screw	S		09[illegible]
17	4	–	–	–	676111-8	Justerskruv	Screw	S		09[illegible]
18	2	–	–	–	679273-3	Distansring, yttre	Spacer ring, outer	S	CH 74450–102949. USA CAN JAPAN	0940 09[illegible]
19	2	–	–	–	679069-5	Distansring, inre	Spacer ring, inner	S	CH 74450–102949. USA CAN JAPAN	09[illegible] 1000
20	2	–	–	–	684858-4	Tätningsring	Seal ring	S	CH 9270–57589 USA CAN	1020
21	1	–	–	–	1215534-7	Blinklykta, V	Flasher, L		EXCL USA CAN (1214949)	1040 1060
	1	–	–	–	1215532-1	Blinklykta, V	Flasher, L		USA CAN (1214942)	1080 1100
	1	–	–	–	1215535-4	Blinklykta, H	Flasher, R		EXCL USA CAN (1214950)	1120 1140
	1	–	–	–	1215533-9	Blinklykta, H	Flasher, R		USA CAN (1214943)	1160 1180
22	1	–	–	–	1212730-4	•Glas, V alt 1	•Lens, L alt 1		(681800)	1200
	1	–	–	–	681802-5	•Glas, V alt 2	•Lens, L alt 2		USA CAN	1220
	1	–	–	–	681804-1	•Glas, V alt 3	•Lens, L alt 3		ITALY	1240

4. Förkromad. Chromed. Chrome. Verchromt. Cromado.

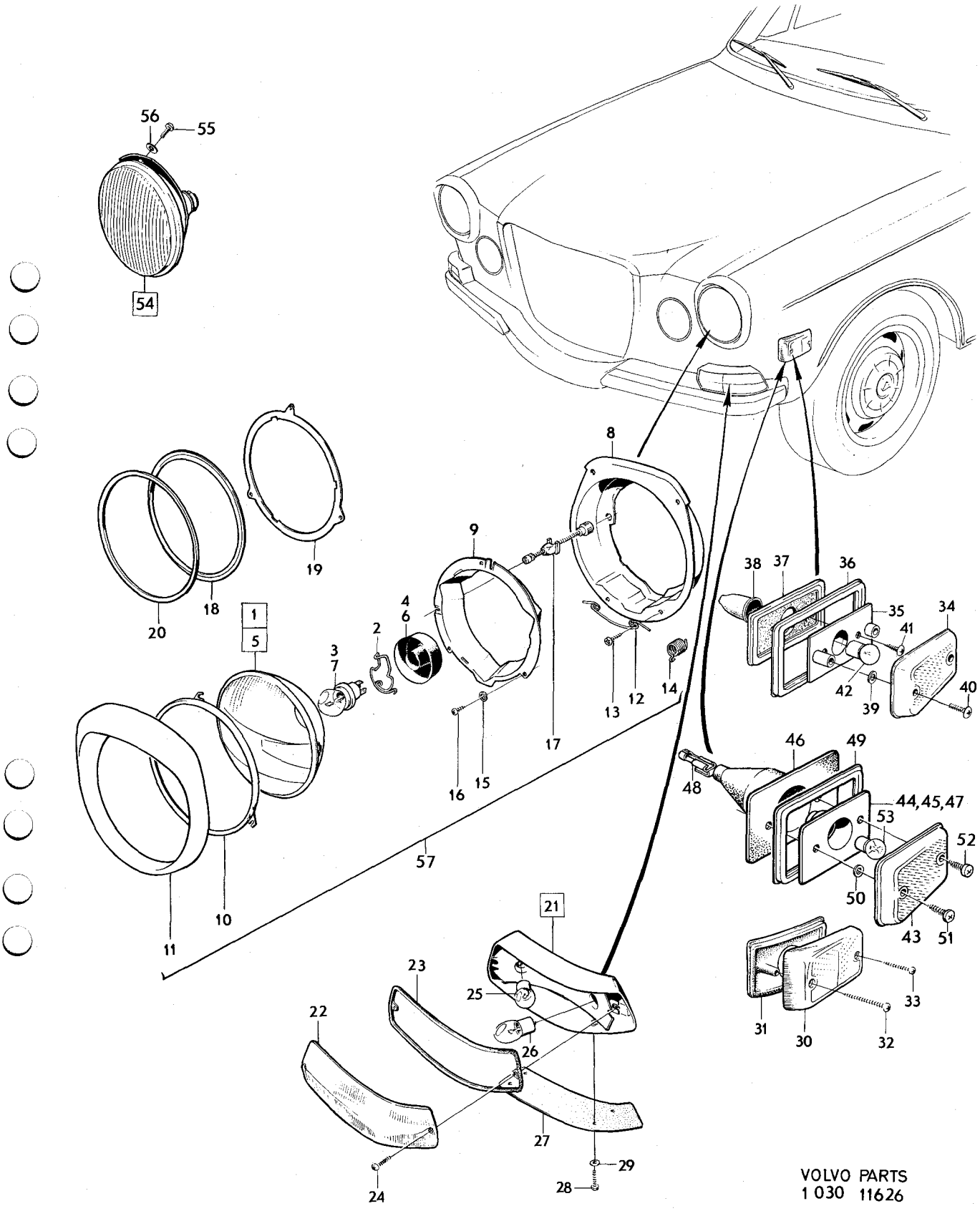

VOLVO PARTS
1 030 11626

Sida 28 Page | Grupp 3 Group | Belysningsutrustning, främre | Light Equipment front | Illustration 11626 | 1975-12 | 0350

Pos. Fig.	Antal/Quantity				Detalj nr Part No	Benämning	Description	Sats Kit	Anmärkning Notes	
	1	–	–	–	1212731-2	•Glas, H alt 1	•Lens, R alt 1		(681801)	1260
	1	–	–	–	681803-3	•Glas, H alt 2	•Lens, R alt 2		USA CAN	1280
	1	–	–	–	681805-8	•Glas, H alt 3	•Lens, R alt 3		ITALY	1300
23	1	–	–	–	681796-9	•Tätning, V	•Seal, L			1320
	1	–	–	–	681797-7	•Tätning, H	•Seal, R			1340
24	2	–	–	–	956063-2	•Skruv	•Screw			1360
25	2	–	–	–	277707-6	•Glödlampa	•Bulb		BA15S 12V 5W	1380
26	2	–	–	–	277721-7	•Glödlampa	•Bulb		BA15S 12V 32CP	1400
27	2	–	–	–	681227-5	Mellanlägg	Spacer		CH 52790–74449	1420
	2	–	–	–	681227-5	Mellanlägg	Spacer		CH 74450–102949	1440
									EXCL USA CAN	1460
	2	–	–	–	1214042-2	Mellanlägg	Spacer		USA CAN	1480
									CH 74450–102949	1500
	2	–	–	–	1214856-5	Mellanlägg	Spacer		CH 102950–	1520
28	8	–	–	–	943345-9	Skruv	Screw		CH 52790–74449	1540
	8	–	–	–	943345-9	Skruv	Screw		CH 74450–102949	1560
									EXCL USA CAN	1580
	8	–	–	–	946045-2	Skruv	Screw		USA CAN	1600
									CH 74450–102949	1620
	8	–	–	–	946045-2	Skruv	Screw		CH 102950–	1640
29	8	–	–	–	941904-5	Fjädrande bricka	Resilient washer			1660
30	2	–	–	–	682773-7	Sidoreflex	Reflector		CH–12199 USA CAN	1680
31	2	–	–	–	681134-3	Packning	Gasket		CH–12199 USA CAN	1700
32	2	–	–	–	106942-6	Skruv, L 30	Screw, L 30		CH–12199 USA CAN	1720
33	2	–	–	–	955123-5	Skruv, L 19	Screw, L 19		CH–12199 USA CAN	1740
	–	–	–	–		Sidoreflex	Reflector	8	CH 12200–74449 USA CAN	1760
34	2	–	–	–	682773-7	•Glas	•Lens			1780
35	2	–	–	–	682776-0	•Hus	•Housing			1800
36	2	–	–	–	682777-8	•Sarg	•Frame			1820
37	2	–	–	–	682778-6	•Underlägg	•Spacer			1840
38	2	–	–	–	682810-7	•Gummikåpa	•Casing			1860
39	4	–	–	–	667616-7	•Bricka	•Washer		ERS AV 1ST 667092–1,	1880
									1ST 669385–7	1900
40	4	–	–	–	950003-4	•Skruv	•Screw			1920
41	4	–	–	–	955120-1	•Skruv	•Screw			1940
42	2	–	–	–	277707-6	•Glödlampa	•Bulb		B15S 12V 5W	1960
43	2	–	–	–	1212879-9	Glas	Lens		USA,CAN CH 74450–132566	1980
	2	–	–	–	1234243-2	Glas	Lens		CH 132567–	2000
44	2	–	–	–	1215084-3	Lamphållare, kmpl	Lamp socket, cpl		USA,CAN CH 74450–132566	2020
	2	–	–	–	1234246-5	Lamphållare, kmpl	Lamp socket, cpl		CH 132567–	2040
45	2	–	–	–		•Lamphållare	•Lamp socket	8		2060
46	2	–	–	–		•Gummikåpa	•Rubber casing	8		2080
47	2	–	–	–	1212887-2	•Bussning	•Bushing		TID UTF	2100
48	2	–	–	–		•Ledningssko	•Cable terminal		SE SIDA 108, 1-L09	2120
	2	–	–	–		•Ledningsskoskydd	•Cable terminal cap		SE SIDA 108, 1-L09	2140
49	2	–	–	–	1212903-7	Sarg	Frame		USA,CAN CH 74450–132566	2160
									CH 132567–	2180
50	4	–	–	–	1212692-6	Bricka	Washer		USA,CAN CH 74450–132566	2200
									CH 132567–	2220
51	2	–	–	–	955123-5	Skruv, L 19	Screw, L 19		USA,CAN CH 74450–132566	2240
									CH 132567–	2260
52	2	–	–	–	955121-9	Skruv, L 14	Screw, L 14		USA,CAN CH 74450–132566	2280
									CH 132567–	2300
53	2	–	–	–	277704-3	Glödlampa, BA9S 12V 4W	Bulb, BA9S 12V 4W		USA,CAN CH 74450–132566	2320
									CH 132567–	2340
54	1	–	–	–	281350-9	Dimljus, V, vitt glas	Fog light, L, white lens			2360
	1	–	–	–	684995-4	Dimljus, V, gult glas	Fog light, L, yellow lens			2380
	1	–	–	–	281351-7	Dimljus, H, vitt glas	Fog light, R, white lens			2400
	1	–	–	–	684996-2	Dimljus, H, gult glas	Fog light, R, yellow lens			2420
55	4	–	–	–	956076-4	•Skruv	•Screw			2440
56	4	–	–	–	955946-9	•Bricka	•Washer			2460
	2	–	–	–	277750-6	•Glödlampa	•Bulb		H1 P14,5S 12V 55W	2480
57	2	–	–	–	273113-1	Monteringssats	Repair kit		EXCL USA CAN	2500

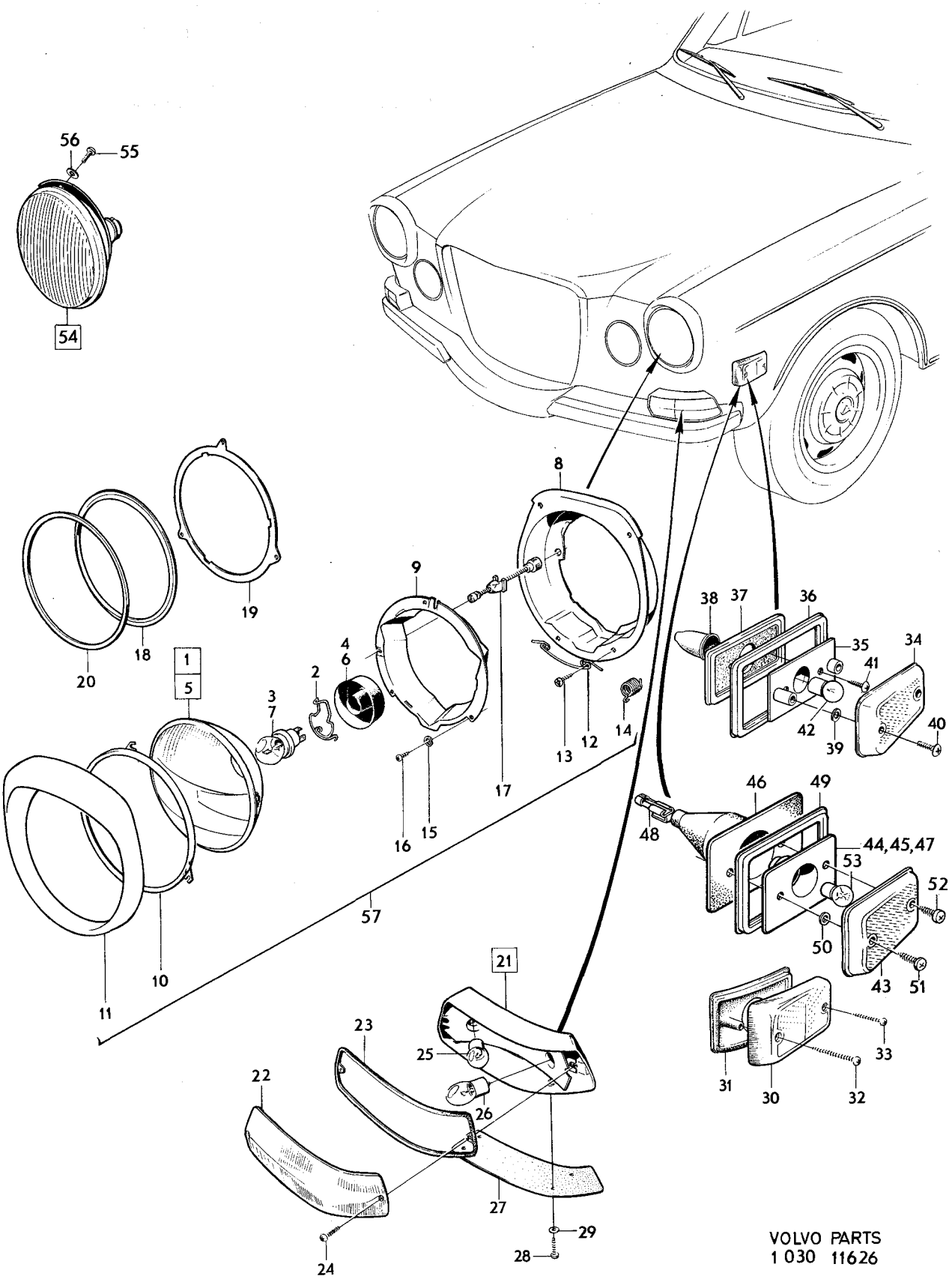

VOLVO PARTS
1030 11626

Sida / Page	Grupp / Group			0350
30	3	Belysningsutrustning, främre / Light Equipment front	Illustration 11626	1975-12

Pos. Fig.	Antal/Quantity				Detalj nr Part No	Benämning	Description	Sats Kit	Anmärkning Notes	
	2	–	–	–	273273-3	Monteringssats	Repair kit		USA CAN	2520

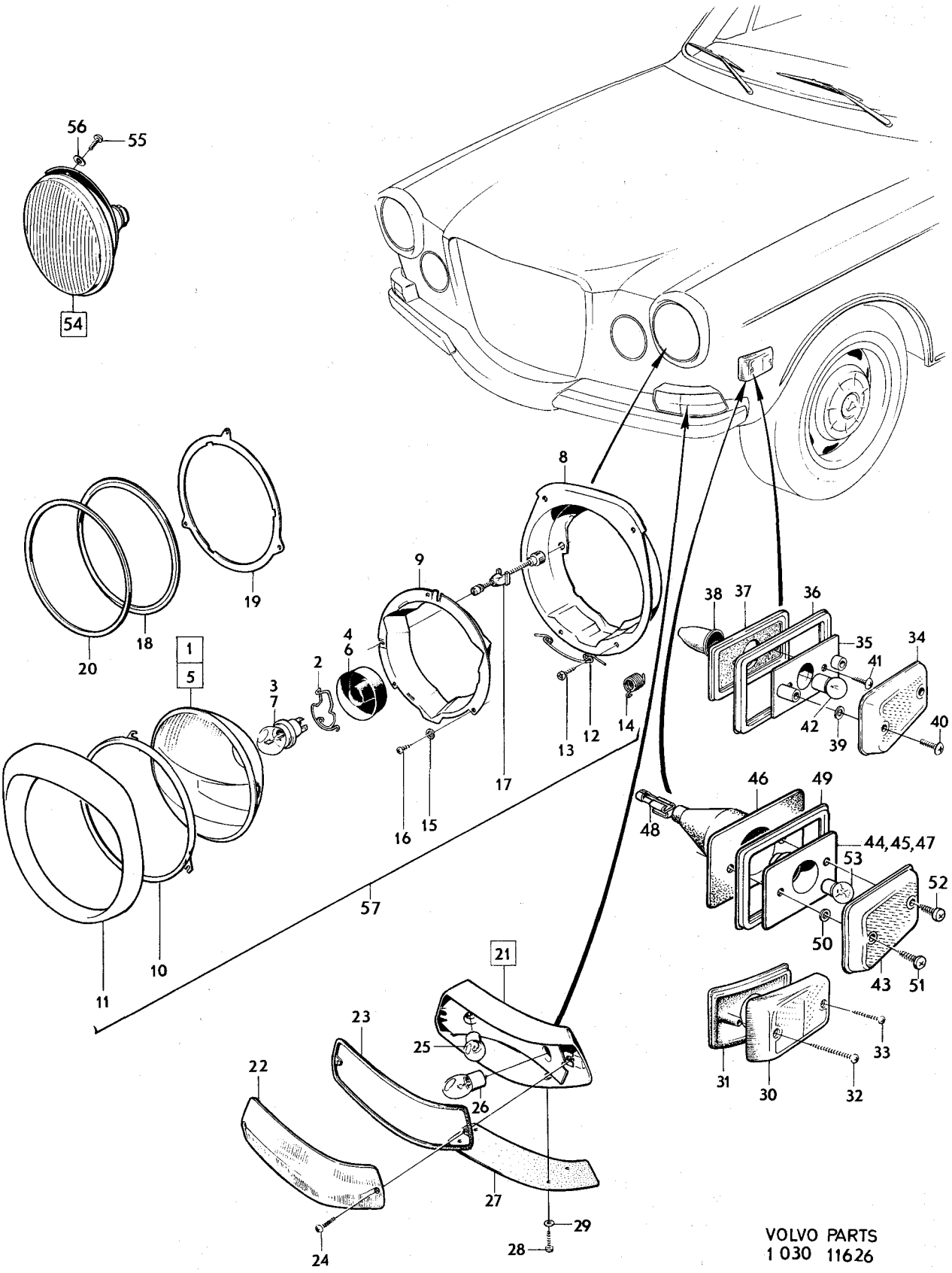

VOLVO PARTS
1 030 11626

Sida 32 Page | Grupp 3 Group | Belysningsutrustning inre och bakre CH–74449 | Lighting equipment interior and rear CH–74449 | Illustration 8433 1975-12 | 0400

Pos. Fig.	Antal/Quantity				Detalj nr Part No	Benämning	Description	Sats Kit	Anmärkning Notes	
1	1	–	–	–	1212657-9	Innerbelysning	Courtesy lamp		UTL	0020
	1	–	–	–	1214960-5	Innerbelysning	Courtesy lamp		MTL	0040
2	1	–	–	–	677430-1	•Glas för 1214960	•Lens for 1214960			0060
3	1	–	–	–	277715-9	Glödlampa	Bulb	1	S8 12V 10W	0080
4	2	–	–	–	955118-5	Skruv för 1214960	Screw for 1214960			0100
5	–	–	–	–		Handskfacksbelysning	Glove box illumination		SE SIDA 66, 1-J15	0120
6	–	–	–	–		Belysning	Lighting,			0140
	–	–	–	–		•Värmereglage	•Heat control		SE GRUPP 9	0160
7	–	–	–	–		•Instrumentbelysning	•Instrument lighting		SE SIDA 82, 1-K07	0180
8	1	–	–	–	683506-0	Stopp och baklykta, V	Stop and tail lamp, L		CH–36958 EXCL USA CAN (681166) ERS AV 1210006	0200 0220
	1	–	–	–	1210006-1	Stopp–och baklykta, V	Stop and tail lamp, L	1	CH 36959–41173 EXCL USA CAN	[illegible]
	1	–	–	–	1210002-0	Stopp–och baklykta, V	Stop and tail lamp, L	1	CH 41174–74449 EXCL USA CAN	0280 [illegible]
	1	–	–	–	681176-4	Stopp och baklykta, V	Stop and tail lamp, L		USA CAN CH–12199 ERS AV 1210008–7	[illegible] 0340
	1	–	–	–	683500-3	Stopp och baklykta, V	Stop and tail lamp, L		USA CAN CH 12200–38699 ERS AV 1210004–6	[illegible] [illegible]
	1	–	–	–	1210000-4	Stopp–och baklykta, V	Stop and tail lamp, L	1	USA CAN CH 38670–74449	0400
9	1	–	–	–	683507-8	Stopp och baklykta, H	Stop and tail lamp, R		CH–36958 EXCL USA CAN (681166) ERS AV 1210007	[illegible] [illegible]
	1	–	–	–	1210007-9	Stopp–och baklykta, H	Stop and tail lamp, R	1	CH 36959–41173 EXCL USA CAN	0460 0480
	1	–	–	–	1210003-8	Stopp–och baklykta, H	Stop and tail lamp, R	1	CH 41174–74449 EXCL USA CAN	0500 0520
	1	–	–	–	681177-2	Stopp och baklykta, H	Stop and tail lamp, R		USA CAN CH–12199 ERS AV 1210009–5	0540 0560
	1	–	–	–	683501-1	Stopp–och baklykta, H	Stop and tail lamp, R		USA CAN CH 12200–38669	0580
	1	–	–	–	1210001-2	Stopp–och baklykta, H	Stop and tail lamp, R		USA CAN CH 38670–74449	0600
10	1	–	–	–	683508-6	•Glas, V	•Lens, L	1	CH–36958 EXCL USA CAN (676796)	0620 0640
	1	–	–	–	1210081-4	•Glas, V	•Lens, L	1	CH 36959–74449 EXCL USA CAN	0660 0680
	1	–	–	–	678793-1	•Glas, V	•Lens, L		USA CAN CH–12199	0700
	1	–	–	–	683502-9	•Glas, V	•Lens, L		USA CAN CH 12200–38669	0720
	1	–	–	–	1210079-8	•Glas, V	•Lens, L		USA CAN CH 38670–74449	0740
	1	–	–	–	683509-4	•Glas, H	•Lens, R		CH–41173 EXCL USA CAN (676797)	0760 [illegible]
	1	–	–	–	1210082-2	•Glas, H	•Lens, R	1	CH 41174–74449 EXCL USA CAN	[illegible] 0820
	1	–	–	–	678794-9	•Glas, H	•Lens, R	1	USA CAN CH–12199	[illegible]
	1	–	–	–	683503-7	•Glas, H	•Lens, R	1	USA CAN CH 12200–38669	[illegible]
	1	–	–	–	1210080-6	•Glas, H	•Lens, R	1	USA CAN CH 38670–74449.	0880
11	1	–	–	–	681172-3	•Sarg, V	•Frame, L	1		[illegible]
	1	–	–	–	681173-1	•Sarg, H	•Frame, R	1		[illegible]
12	1	–	–	–	676800-6	•Tätningslist, V	•Seal moulding, L		ERS AV 681174–7	0940
	1	–	–	–	676801-4	•Tätningslist, H	•Seal moulding, R	2		[illegible]
13	4	–	–	–	277721-7	•Glödlampa	•Bulb	1	BA15S 12V 32CP	[illegible]
14	2	–	–	–	277722-5	•Glödlampa	•Bulb	1	BA15S 12V 15W	1000
15	2	–	–	–	277707-6	•Glödlampa	•Bulb	1	BA15S 12V 5W	1020
16	4	–	–	–	677617-3	•Skruv	•Screw	1		1040
17	4	–	–	–	677616-5	•Gummibricka	•Rubber washer	1		1060
18	4	–	–	–	950020-8	Skruv	Screw	0		1080
19	4	–	–	–	946813-3	Låsbricka	Lock washer		(941738)	1100
20	1	–	–	–	677746-0	Nummerskyltbelysning	Number plate illumination	2		1120
21	2	–	–	–	677701-5	•Glas	•Lens	1		1140
22	2	–	–	–	677702-3	•Tätning	•Seal			1160
23	2	–	–	–	277713-4	•Glödlampa	•Bulb	1	S8 12V 5W	1180
24	2	–	–	–	956061-6	•Skruv	•Screw	0		1200
25	1	–	–	–	677456-6	Mellanlägg	Spacer	3		1220
26	3	–	–	–	950011-7	Skruv	Screw	0		1240
27	3	–	–	–	955945-1	Låsbricka	Lock washer	0		1260

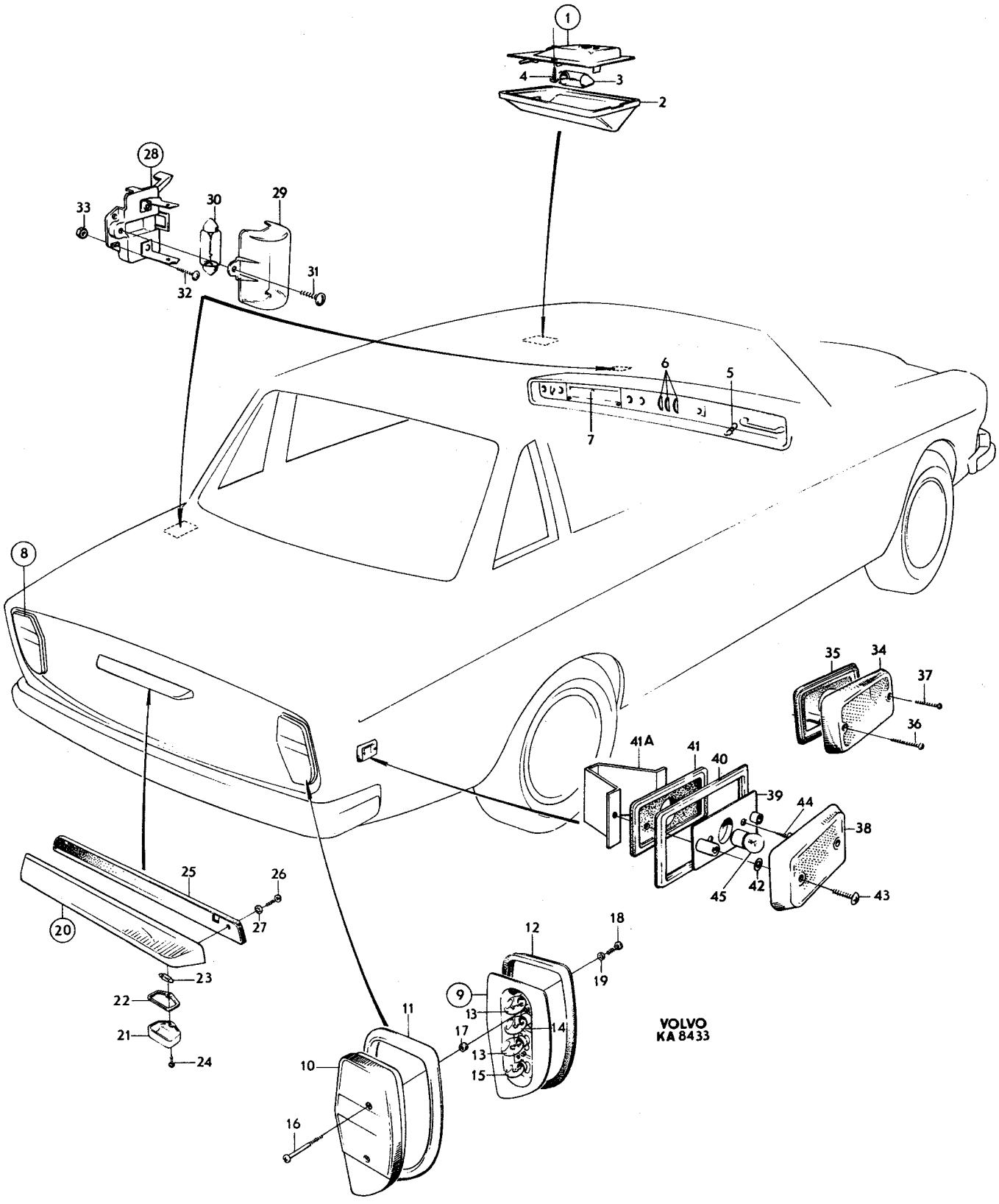
1
2
3
4
5
6
7
8
9
10
11
12
13
14
15
16
17
18
19
20
21
22
23
24
25
26
27
28
29
30
31
32
33
34
35
36
37
38
39
40
41
41A
42
43
44
45
VOLVO
KA 8433

Sida / Page	Grupp / Group	Belysningsutrustning inre och bakre / Lighting equipment interior and rear	Illustration	
34	3	CH–74449	8433 1975-12	0400

Pos. Fig.	Antal/Quantity				Detalj nr Part No	Benämning	Description	Sats Kit	Anmärkning Notes	
28	2	–	–	–	681448-7	Bagagerumsbelysning	Lugage lamp	3		1280
29	2	–	–	–	681564-1	•Glas	•Lens	2		1300
30	2	–	–	–	277717-5	•Glödlampa	•Bulb	1		1320
31	2	–	–	–	955119-3	•Skruv	•Screw	0		1340
32	4	–	–	–	950004-2	Skruv	Screw	0		1360
33	4	–	–	–	940119-1	Mutter	Nut	0		1380
34	2	–	–	–	682774-5	Sidoreflex	Reflector		USA CAN CH–12199	1400
35	2	–	–	–	673244-0	Packning	Packing		USA CAN CH–12199	1420
									ERS AV 682778–6	1440
36	2	–	–	–	106942-6	Skruv	Screw		USA CAN CH–12199 L 30	1460
37	2	–	–	–	955123-5	Skruv	Screw		USA CAN CH–12199 L 19	1480
38	2	–	–	–	682774-5	Glas	Lens		USA CAN CH 12200–74449	1
39	2	–	–	–	682775-2	Hus	Housing		USA CAN CH 12200–74449	1
40	2	–	–	–	682777-8	Sarg	Frame		USA CAN CH 12200–74449	1540
41	2	–	–	–	682778-6	Underlägg	Spacer		USA CAN CH 12200–74449	1
41a	1	–	–	–	684043-3	Kåpa, V	Casing, L		USA CAN CH 12200–56964	1
42	4	–	–	–	677616-5	Bricka	Washer		USA CAN CH 12200–74449	1600
43	4	–	–	–	950003-4	Skruv	Screw		USA CAN CH 12200–74449	1
44	4	–	–	–	955120-1	Skruv	Screw		USA CAN CH 12200–74449	1
45	2	–	–	–	277707-6	Glödlampa	Bulb		USA CAN CH 12200–74449	1660
									BA15S 12V 15W	1

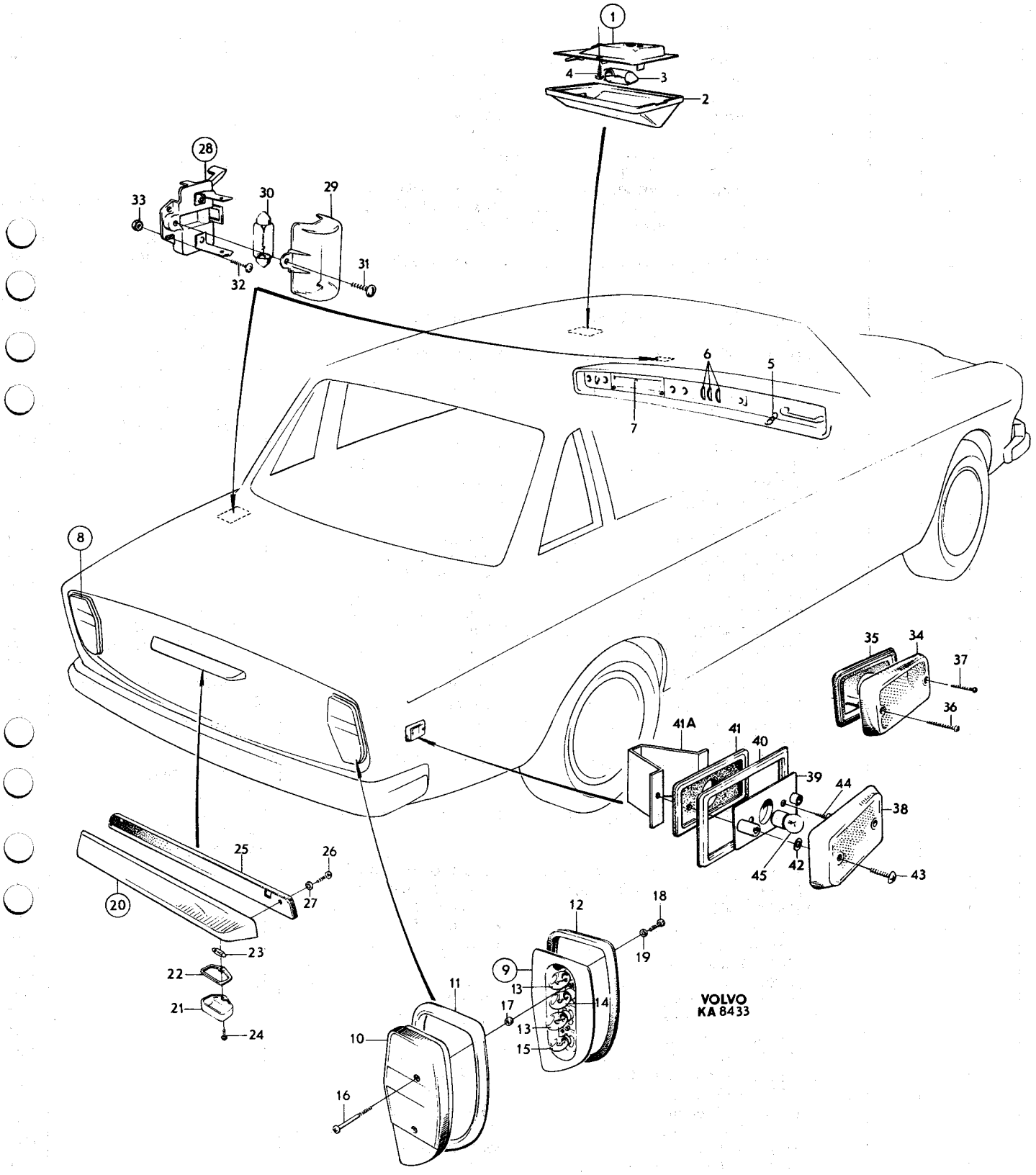
1
2
3
4
5
6
7
8
9
10
11
12
13
14
15
16
17
18
19
20
21
22
23
24
25
26
27
28
29
30
31
32
33
34
35
36
37
38
39
40
41
41A
42
43
44
45
VOLVO
KA 8433

Sida / Page	Grupp / Group	Belysningsutrustning inre och bakre / Lighting equipment interior and rear	Illustration 14978	0450
36	3	CH 74450–	CH 74450– 1975-12	

Pos. Fig.	Antal/Quantity				Detalj nr Part No	Benämning	Description	Sats Kit	Anmärkning Notes	
1	1	–	–	–	1212657-9	Innerbelysning	Courtesy lamp		UTL	0020
	1	–	–	–	1214960-5	Innerbelysning	Courtesy lamp		MTL CH–132566	0040
	1	–	–	–	1212657-9	Innerbelysning	Courtesy lamp		MTL CH132567–	0060
2	1	–	–	–	677430-1	•Glas för 1214960	•Lens for 1214960			0080
3	1	–	–	–	277715-9	Glödlampa	Bulb		S8 12V 10W	0100
4	2	–	–	–	955118-5	Skruv för 1214960	Screw for 1214960		CH–132566	0120
5	–	–	–	–		Handskfacksbelysning	Glove box illumination		SE SIDA 74, 1-J23	0140
6	–	–	–	–		Belysning	Lighting			0160
	–	–	–	–		•Värmereglage	•Heat control		SE GRUPP 9	0180
7	–	–	–	–		•Instrumentbelysning	•Instrument lighting		SE SIDA 74, 1-J23	0200
8	1	–	–	–	1212607-4	Stopp och baklykta, V	Stop and tail lamp, L		EXCL USA CAN CH–102949.	0220
	1	–	–	–	1215091-8	Stopp och baklykta, V	Stop and tail lamp, L		EXCL USA CAN, CH 102950–132566.	0240
	1	–	–	–	1215095-9	Stopp och baklykta, V	Stop and tail lamp, L		USA CAN, CH OMKR–139880.	0280
									EXCL USA CAN, CH 132567–, OMKR–139880.	0300
	1	–	–	–	1212608-2	Stopp och baklykta, H	Stop and tail lamp, R		EXCL USA CAN CH–102949, ERS AV 1215092	0360
	1	–	–	–	1215092-6	Stopp och baklykta, H	Stop and tail lamp, R		EXCL USA CAN, CH 102950–132566.	0400
	1	–	–	–	1215096-7	Stopp och baklykta, H	Stop and tail lamp, R		USA CAN, CH OMKR–139880.	0440
									EXCL USA CAN, CH 132567–, OMKR–139880.	0480
10	1	–	–	–		•Hus	•Housing	8		0520
11	6	–	–	–	955246-4	••Skruv	••Screw			0540
12	6	–	–	–	955780-2	••Mutter	••Nut			0560
13	1	–	–	–	1214759-1	•Glas, V	•Lens, L			0580
	1	–	–	–	1214760-9	•Glas, H	•Lens, R			0600
14	8	–	–	–	1214128-9	••Bricka	••Washer			0620
15	8	–	–	–	1212823-7	••Skruv	••Screw			0640
16	2	–	–	–	1212736-1	•Tätningslist	•Seal moulding			0660
17	2	–	–	–	1212737-9	•Tätningslist	•Seal moulding			0680
18	4	–	–	–	277721-7	•Glödlampa	•Bulb		EXCL USA CAN 12V 32CP	0700
19	6	–	–	–	277721-7	•Glödlampa	•Bulb		USA CAN 12V 32CP	0720
20	2	–	–	–	277722-5	•Glödlampa	•Bulb		EXCL USA CAN 12V 15W	0760
21	2	–	–	–	277707-6	•Glödlampa	•Bulb		12V 5W	0780
22	2	–	–	–	1215037-1	Packning	Gasket		CH 95852– OMKR–139880	0784
23	2	–	–	–	1214231-1	Konsol	Bracket		CH–102949	0786
24	6	–	–	–	946813-3	Bricka	Washer		CH–139880	0788
25	6	–	–	–	955780-2	Mutter	Nut		CH–102949	0790
K 26	1	–	–	–	1234590-6	Stopp och baklykta, V	Stop and tail lamp, L		(1215341) CH OMKR 139880– CH–151936	0792
K	1	–	–	–	1234591-4	Stopp och baklykta, H	Stop and tail lamp, R		(1215342) CH OMKR 139880– CH–151936	0794
	1	–	–	–	1234590-6	Stopp och baklykta, V	Stop and tail lamp, L		CH 151937–	0796
	1	–	–	–	1234591-4	Stopp och baklykta, H	Stop and tail lamp, R		CH 151937–	0798
27	1	–	–	–	1215688-1	•Hus, V	•Housing, L			0800
	1	–	–	–	1215709-5	•Hus, H	•Housing, R			0820
28	1	–	–	–	1215687-3	•Glas, V	•Lens, L			0840
	1	–	–	–	1215708-7	•Glas, H	•Lens, R			0860
29	4	–	–	–	947586-4	••Skruv	••Screw			0880
30	4	–	–	–	1215698-0	••Bricka	••Washer			0900
31	1	–	–	–	1215697-2	••Prydnadslist, V	••Trim moulding, L			0920
	1	–	–	–	1215724-4	••Prydnadslist, H	••Trim moulding, R			0940
32	4	–	–	–	1215696-4	••Mutter	••Nut			0960
33	2	–	–	–	1215693-1	•Tätningslist	•Seal moulding			0980
34	1	–	–	–	1215694-9	•Packning, V	•Gasket, L			1000
	1	–	–	–	1215723-6	•Packning, H	•Gasket, R			1020
35	2	–	–	–	1215692-3	•Tätning	•Seal			1040
36	2	–	–	–	944228-6	•Hylsisolator	•Sleeve insulator			1060
37	ERF	–	–	–	942607-3	•Ledningssko	•Cable terminal			1080

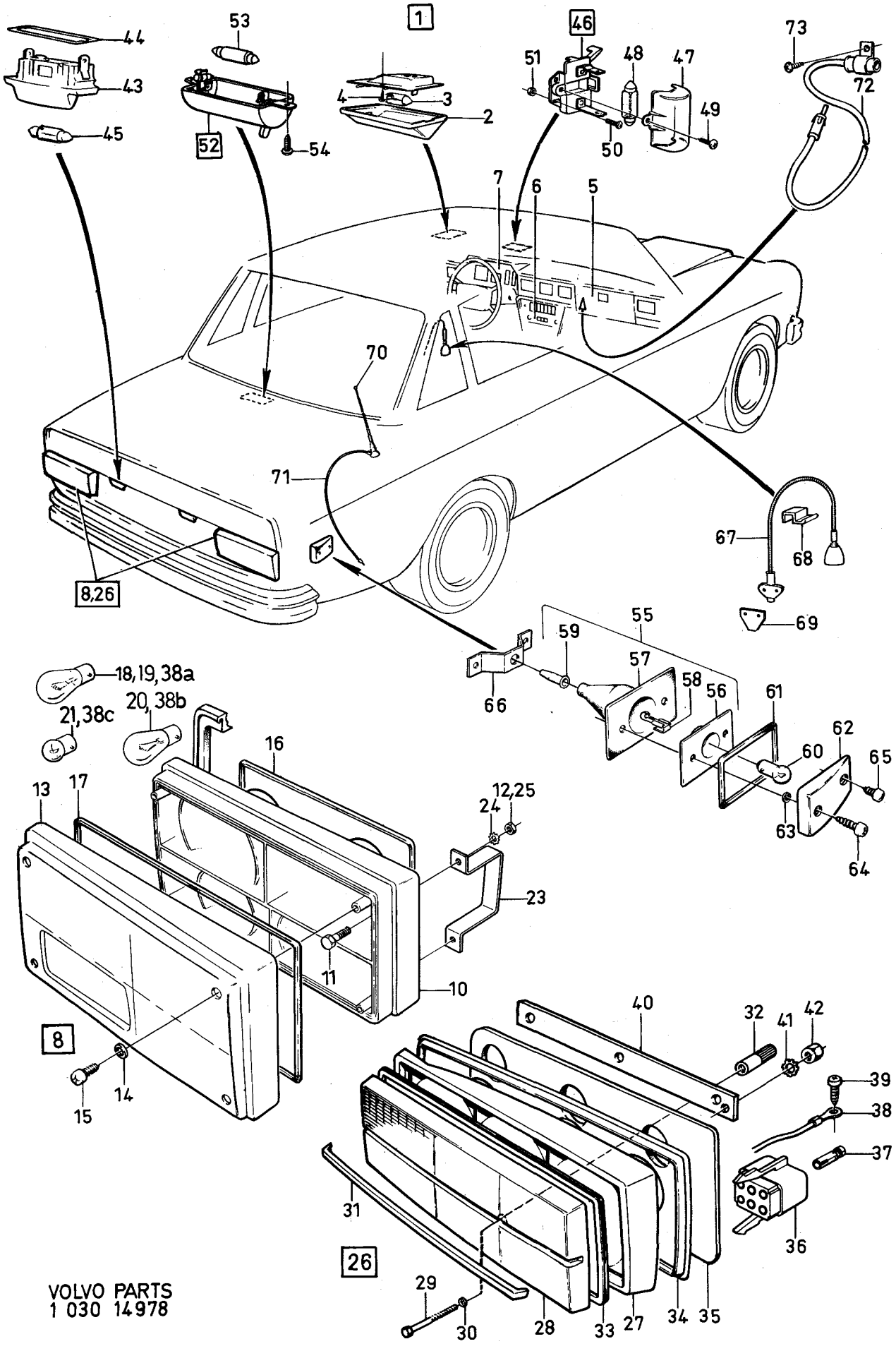

VOLVO PARTS
1 030 14978

Sida / Page	Grupp / Group	Belysningsutrustning inre och bakre CH 74450–	Lighting equipment interior and rear CH 74450–	Illustration 14978 1975-12	0450
38	3				

Pos. Fig.	Antal/Quantity				Detalj nr Part No	Benämning	Description	Sats Kit	Anmärkning Notes	
38	2	–	–	–	956946-8	•Ledningssko	•Cable terminal			1100
38a	8	–	–	–	277721-7	•Glödlampa	•Bulb		12V 32CP	1110
38b	2	–	–	–	277722-5	•Glödlampa	•Bulb		EXCL USA CAN, 12V 15W	1111
38c	2	–	–	–	277707-6	•Glödlampa	•Bulb		12V 5W	1112
39	2	–	–	–	955138-3	Jordskruv	Earth screw		CH 151937–	1120
40	4	–	–	–	1234383-6	Stödlist	Support moulding			1140
41	2	–	–	–	946813-3	Låsbricka	Lock washer			1160
42	12	–	–	–	955780-2	Mutter	Nut			1180
43	2	–	–	–	1215324-3	Nummerskyltbelysning	Licence plate illumination		(1214218)	1320
44	2	–	–	–	678529-9	•Tätning	•Seal			1340
45	2	–	–	–	277713-4	Glödlampa	Bulb		S8 12V 5W	1360
46	1	–	–	–	681448-7	Motorrumsbelysning	Engine illumination			1380
47	1	–	–	–	681564-1	•Glas	•Lens			1400
48	1	–	–	–	277717-5	•Glödlampa	•Bulb		SV 8,5 12V 18W	1420
49	1	–	–	–	955119-3	•Skruv	•Screw			1440
50	2	–	–	–	950004-2	Skruv	Screw			1460
51	2	–	–	–	940119-1	Mutter	Nut			1480
52	1	–	–	–	1212595-1	Bagagerumsbelysning	Luggage comp. lamp			1500
53	1	–	–	–	277716-7	•Glödlampa	•Bulb		S8 12V 15W	1520
54	1	–	–	–	955137-5	Skruv	Screw			1540
55	2	–	–	–	1215084-3	Lamphållare, kmpl	Lamp socket, cpl		USA CAN CH–132566	1560
	2	–	–	–	1234246-5	Lamphållare, kmpl	Lamp socket, cpl		CH 132567–	1580
56	2	–	–	–		•Lamphållare	•Lamp socket	8		1600
57	2	–	–	–		•Gummikåpa	•Rubber casing	8		1620
58	2	–	–	–		•Ledningssko	•Cable terminal		SE SIDA 108, 1-L09	1640
59	2	–	–	–		•Ledningsskoskydd	•Cable terminal cap		SE SIDA 108, 1-L09	1660
60	2	–	–	–	277704-3	Glödlampa	Bulb		BA9S 12V 4W	1680
61	2	–	–	–	1212903-7	Sarg	Frame		USA CAN.	1700
									EXCL USA CAN CH 132567–	1720
62	2	–	–	–	1212880-7	Glas	Lens		USA CAN CH–132566	1740
	2	–	–	–	1234244-0	Glas	Lens		CH 132567–	1760
63	4	–	–	–	1212692-6	Bricka	Washer		USA CAN.	1780
									EXCL USA CAN CH 132567–	1800
64	2	–	–	–	955123-5	Skruv	Screw		USA CAN.	1820
									EXCL USA CAN CH 132567–	1840
65	2	–	–	–	955121-9	Skruv	Screw		USA CAN CH–102949	1860
	1	–	–	–	955121-9	Skruv	Screw		USA CAN CH 102950–	1880
									EXCL USA CAN CH 132567–	1900
	1	–	–	–	190896-1	Skruv	Screw		USA CAN CH 102950–	1920
									EXCL USA CAN CH 132567–	1940
66	1	–	–	–	1215067-8	Konsol	Bracket		USA CAN CH 102950–	1960
									EXCL USA CAN CH 132567–	1980
67	2	–	–	–	667208-3	Kartläsningslampa	Map reading lamp		TOP EXECUTIVE	2000
68	2	–	–	–	683605-0	Hållare	Retainer		TOP EXECUTIVE	2020
69	2	–	–	–	680558-4	Skärm	Shield		TOP EXECUTIVE	2040
70	1	–	–	–	283457-0	El.antenn	Electric aerial		TOP EXECUTIVE	2060
71	1	–	–	–	1215379-7	Antennförlängare	Aerial extension cable		TOP EXECUTIVE	2080
72	1	–	–	–	1234133-5	Antennförlängare	Aerial extension cable			2100
73	1	–	–	–	955127-6	Skruv	Screw			2120

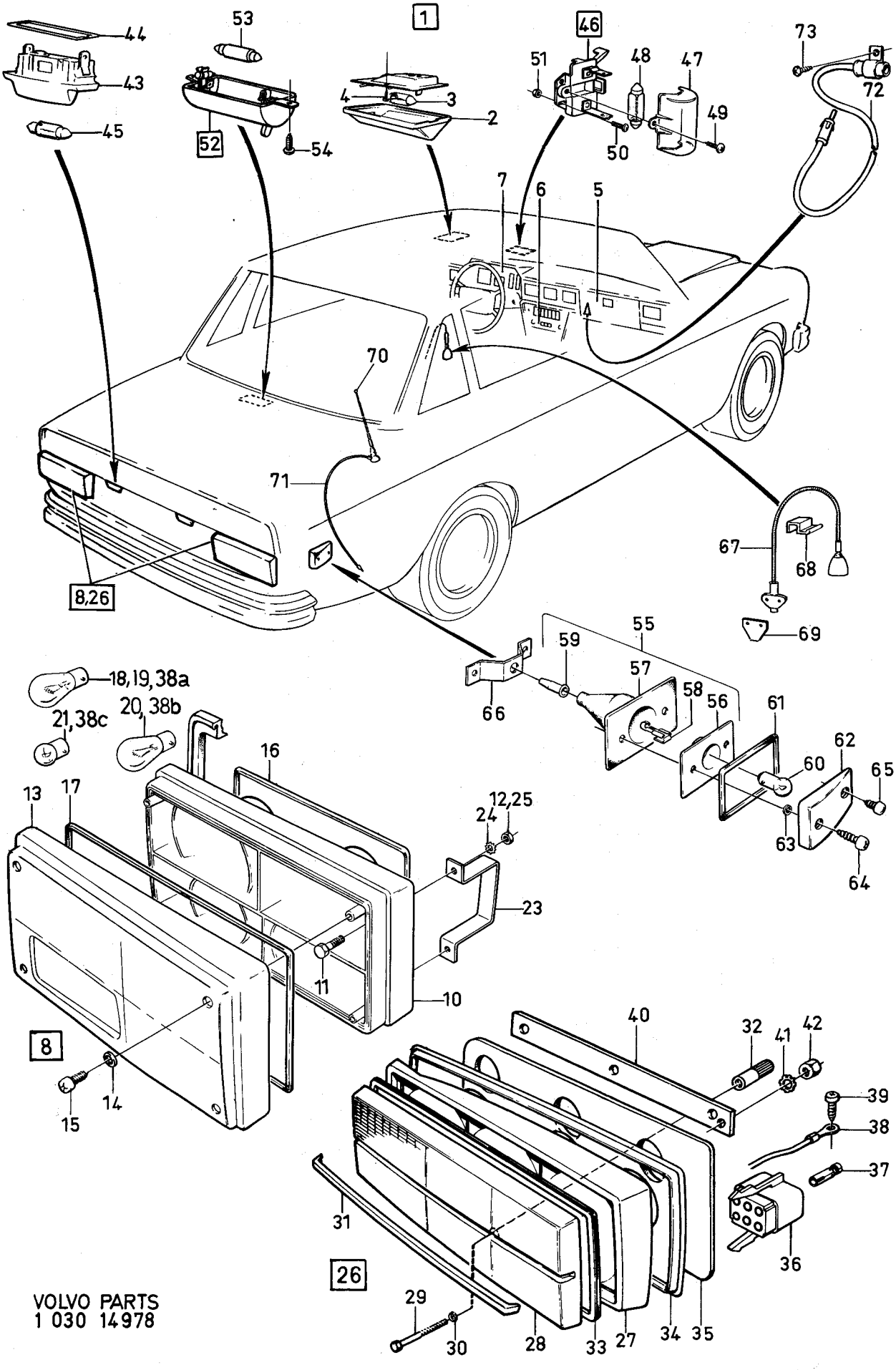

VOLVO PARTS
1 030 14978

Sida 40 Grupp 3 — Signalutrustning — Signal equipment — Illustration 11251 — 050(
Page Group — 1975-12

Pos. Fig.	Antal/Quantity				Detalj nr Part No	Benämning	Description	Sats Kit	Anmärkning Notes	
1	1	–	–	–	680859-6	Signalhorn, högton	Horn, high tone		10)	101(
	1	–	–	–	1212982-1	Signalhorn, högton	Horn, high tone		11)	102(
2	1	–	–	–	680860-4	Signalhorn, lågton	Horn, low tone		10)	103(
	1	–	–	–	1212981-3	Signalhorn, lågton	Horn, low tone		11)	104(
	1	–	–	–	683927-8	Signalhorn	Horn		10) VENV (678840)	105(1051
	1	–	–	–	1215544-6	Signalhorn	Horn		10) VENV (687748) (678841)	106(1061
3	2	–	–	–	943070-3	Skruv	Screw		10)	107(
4	2	–	–	–	955949-3	Låsbricka	Lock washer		10)	108(
4a	2	–	–	–	955782-8	Mutter	Nut		11)	109(
5	2	–	–	–	684118-3	Konsol	Bracket		10)	
	1	–	–	–	1212983-9	Konsol, V	Bracket, L		CH 74450–102949 EXCL USA CAN	111(1111
	1	–	–	–	1215053-8	Konsol, V	Bracket, L		CH 102950–132566 EXCL USA CAN	1113
	1	–	–	–	1212984-7	Konsol, H	Bracket, R		CH 74450–102949 EXCL USA CAN	1114
	1	–	–	–	1215054-6	Konsol, H	Bracket, R		CH 102950–132566 EXCL USA CAN	1116 1117
	2	–	–	–	1214225-3	Konsol	Bracket		USA CAN CH 74450–124589	1131
	2	–	–	–	1215541-2	Konsol	Bracket		USA CAN CH 124590– EXCL USA CAN CH 132567–	1132 113
	1	–	–	–	671086-7	Konsol	Bracket		10) VENV	1140
6	2	–	–	–	940135-7	Skruv	Screw		ALT 1. 5/16UNC X 64	1150
	4	–	–	–	946173-2	Flänsskruv	Flange screw		ALT 2. M8 X 20	1160
	2	–	–	–	944926-5	Flänsskruv	Flange screw		ALT 3. M8 X 14	1162
	4	–	–	–	956076-4	Skruv	Screw		ALT 4. M5 X 12	1170
7	2	–	–	–	955826-3	Mutter	Nut		10) ALT 1. 5/16UNC–6,7	1180
	2	–	–	–	955782-8	Mutter	Nut		10) ALT 2. M8–6,5	1185
8	2	–	–	–	955949-3	Bricka	Washer		ALT 1. D1 8,2	1190
	4	–	–	–	955949-3	Bricka	Washer		ALT 2. D1 8,2	1200
	2	–	–	–	941907-8	Fjädrande bricka	Resilient washer		ALT 3. D1 8,4	1202
	4	–	–	–	941905-2	Fjädrande bricka	Resilient washer		ALT 4. D1 5,3	1210
9	2	–	–	–	955921-2	Fjäderbricka	Spring washer		ALT 1. D1 8,2	1220
	2	–	–	–	941907-8	Fjädrande bricka	Resilient washer		ALT 2. D1 8,4	1230
9a	1	–	–	–		Ratt	Steering wheel		CH–52789 SE GRUPP 6	1250
	1	–	–	–		Ratt, kmpl	Steering wheel, cpl		CH 52790–, SE GRUPP 6	
10	1	–	–	–	685246-1	Signalring	Horn ring		CH–52789 (684689)	1270 1271
10a	1	–	–	–	685249-5	Emblem	Emblem		CH–52789 (684689)	1281
10b	2	–	–	–	941905-2	Fjädrande bricka	Resilient washer		CH–52789	1290
10c	2	–	–	–	940092-0	Mutter	Nut		CH–52789	
11	1	–	–	–	679756-7	Hållare	Retainer		CH–52789	1310
12	1	–	–	–	676220-7	Kontaktbricka, övre	Contact washer, upper		CH–52789	1320
13	1	–	–	–	676221-5	Kontaktbricka, nedre	Contact washer, lower		CH–52789	
14	6	–	–	–	676223-1	Bussning	Bushing		CH–52789	1340
15	3	–	–	–	676222-3	Bricka	Washer		CH–52789	1350
16	3	–	–	–	676224-9	Fjäder	Spring		CH–52789	1360
17	2	–	–	–	955119-3	Skruv	Screw		CH–52789	1370
18	3	–	–	–	942207-2	Låsmutter	Lock nut		CH–52789	1380

10. ch 52790–74449
11. Ch 74450–.

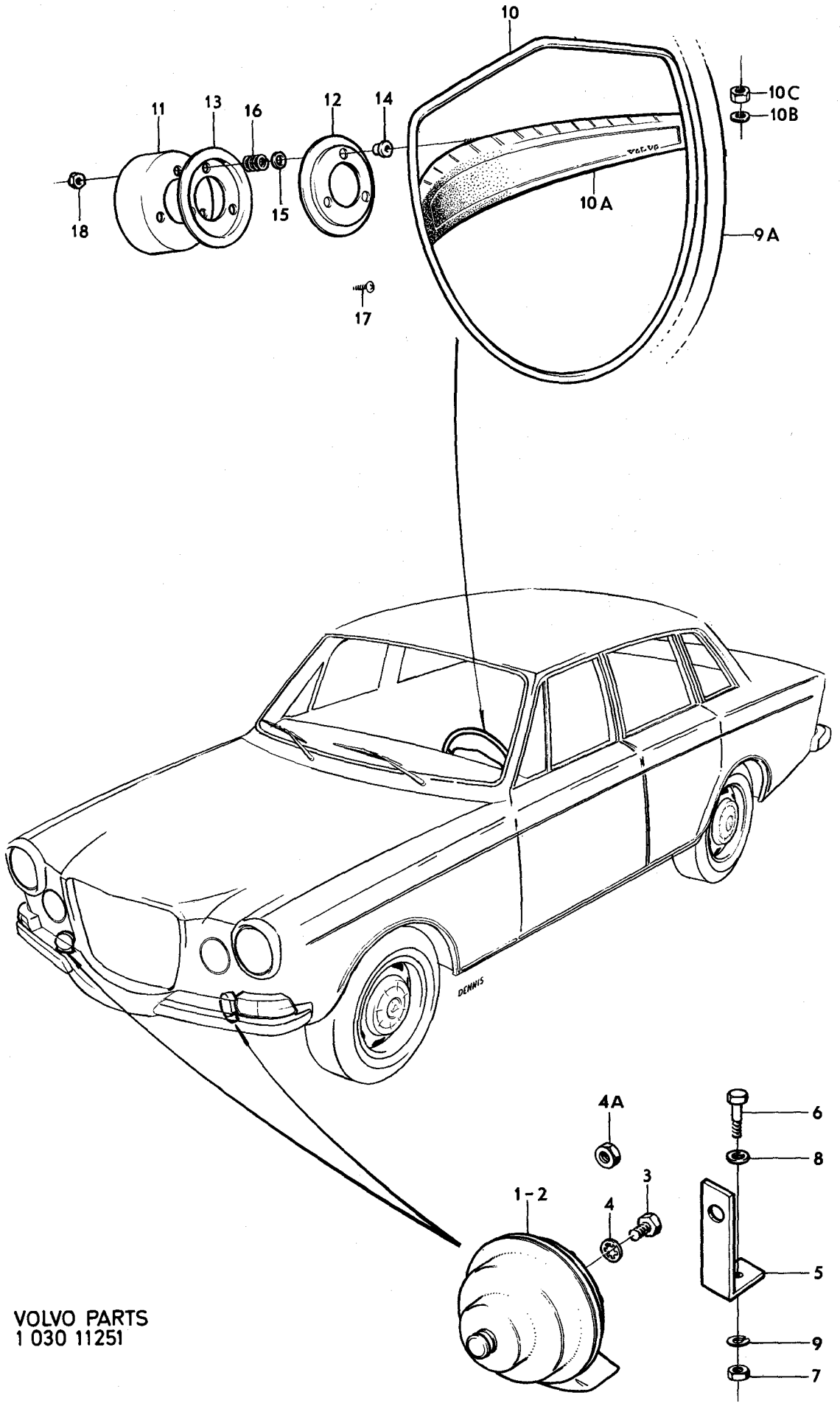

VOLVO PARTS
1 030 11251

Sida / Page	Grupp / Group	Torkare vindruta / SWF / CH–32399	Windscreen wipers / SWF / CH–32399	Illustration 12453 / 1975-12	0550
42	3				

Pos. Fig.	Antal/Quantity				Detalj nr Part No	Benämning	Description	Sats Kit	Anmärkning Notes	
1	1	–	–	–	676191-0	Vindrutetorkare	Windscreen wiper		ERS AV 680480–1	1010
2	1	–	–	–	676188-6	•Vindrutetorkarmotor	•Windscreen wiper motor	2		1020
	–	–	–	–		••Det sida 52 , 1-J01	••Comps. page 52 , 1-J01			1030
3	1	–	–	–	676189-4	•Vevarm	•Arm	3		1040
4	1	–	–	–	955892-5	•Bricka	•Washer	0		1050
5	1	–	–	–	955781-0	•Mutter	•Nut	0		1060
6	3	–	–	–	677987-0	•Skruv	•Screw			1070
7	3	–	–	–	955893-3	•Bricka	•Washer	0		1080
8	3	–	–	–	955894-1	•Bricka	•Washer	0		1090
9	1	–	–	–	940155-5	•Låsbricka	•Lock washer	0		1100
9a	3	–	–	–	676185-2	Bussning	Bushing	2		1110
10	1	–	–	–	677985-4	•Drivlänk, V	•Drive link, L	2		1120
11	1	–	–	–	677986-2	•Drivlänk, H	•Drive link, R	2		[illegible]
12	1	–	–	–	677984-7	•Torkararmslager, H	•Wiper arm bearing, R	3		1140
13	1	–	–	–	1211201-7	•Torkararmslager, V	•Wiper arm bearing, L		(680763)	1150
14	8	–	–	–	907966-6	•Nit	•Rivet	0		[illegible]
15	2	–	–	–	676766-9	Packning	Gasket	2		1170
16	2	–	–	–	676662-0	Tätning	Seal	2		1180
17	5	–	–	–	942624-8	Skruv	Screw	0		[illegible]
x 18	1	–	–	–	685862-5	Torkararm, V	Wiper arm, L		(1213414)	1200
	1	–	–	–	680975-0	Torkararm, H	Wiper arm, R	1	VST	1210
	1	–	–	–	682002-1	Torkararm, H	Wiper arm, R	1	HST	[illegible]
19	1	–	–	–	680039-5	Torkarblad, V	Wiper blade, L	1		1240
	1	–	–	–	680038-7	Torkarblad, H	Wiper blade, R	1		1250
20	2	–	–	–	681207-7	•Gummiblad	•Rubber blade	1		1260

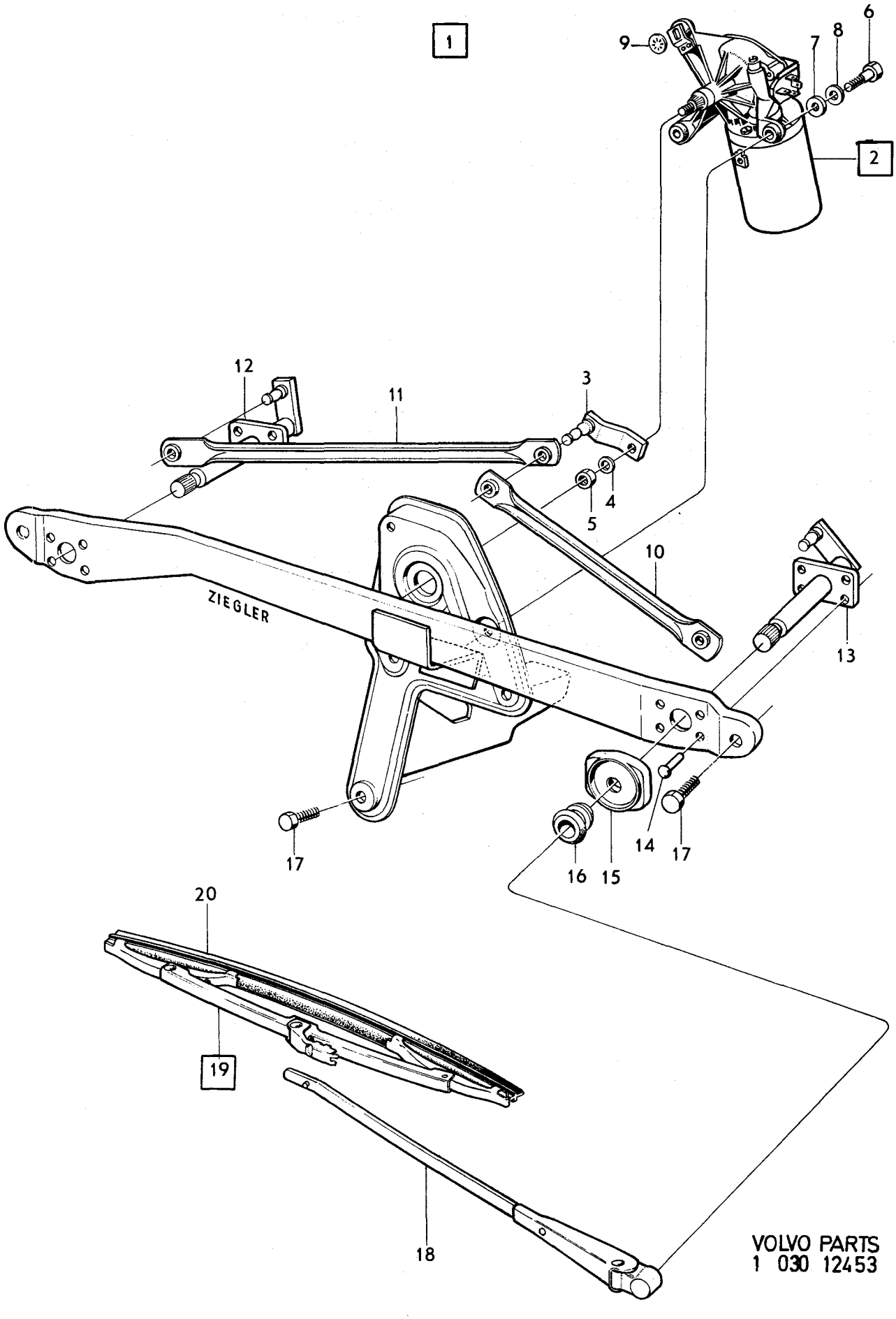

VOLVO PARTS
1 030 12453

Sida / Page	Grupp / Group	Torkare vindruta / Elektrolux / CH 32400–74449	Windscreen wipers / Elektrolux / CH 32400–74449	Illustration 12454 / 1975-12	0600
44	3				

Pos. Fig.	Antal/Quantity				Detalj nr Part No	Benämning	Description	Sats Kit	Anmärkning Notes	
1	1	–	–	–	1211191-0	Vindrutetorkare	Windscreen wiper		(680480)	1010
2	1	–	–	–	681473-5	•Vindrutetorkarmotor	•Windscreen wiper motor	2		1020
	3	–	–	–	671921-5	••Borsthållare	••Brush retainer	1		1030
	3	–	–	–	671922-3	••Elborste	••Carbon brush	1		1040
	2	–	–	–	671923-1	••Fjäder	••Spring	1		1050
	3	–	–	–	671924-9	••Gummihylsa	••Rubber sleeve	1		1060
3	1	–	–	–	681474-3	•Vevarm	•Arm	3		1070
4	1	–	–	–	955274-6	•Skruv	•Screw	0		1080
5	1	–	–	–	955781-0	•Mutter	•Nut	0		1090
6	3	–	–	–	681476-8	•Bussning	•Bushing	2		1100
7	1	–	–	–	1211202-5	•Torkararmslager, V	•Wiper arm bearing, L	3	(681469)	1110
8	1	–	–	–	681470-1	•Torkararmslager, H	•Wiper arm bearing, R	3		1120
9	2	–	–	–	681471-9	•Drivlänk	•Drive link	2		11[illegible]
10	3	–	–	–	681472-7	•Fjäderbricka	•Spring washer	2		11[illegible]
11	3	–	–	–	955895-8	•Bricka	•Washer	0		1150
12	1	–	–	–	942915-0	•Spårryttare	•Circlip	2	(671914)	11[illegible]
13	2	–	–	–	955964-2	•Låsring	•Lock ring	0		11[illegible]
14	3	–	–	–	677987-0	•Skruv	•Screw			1180
15	3	–	–	–	955893-3	•Bricka	•Washer	0		11[illegible]
16	3	–	–	–	955894-1	•Bricka	•Washer	0		12[illegible]
17	2	–	–	–	676766-9	Packning	Gasket	2		1210
18	2	–	–	–	676662-0	Tätning	Seal	2		12[illegible]
19	5	–	–	–	942624-8	Skruv	Screw	0		12[illegible]
20	1	–	–	–	685862-5	Torkararm, V	Wiper arm, L		(1213414)	1240
	1	–	–	–	685861-7	Torkararm, H	Wiper arm, R		(1213415)VST	1260
	1	–	–	–	682002-1	Torkararm, H	Wiper arm, R	1	HST	1270
21	1	–	–	–	680039-5	Torkarblad, V	Wiper blade, L	1		1280
	1	–	–	–	680038-7	Torkarblad, H	Wiper blade, R	1		1290
22	2	–	–	–	681207-7	•Gummiblad	•Rubber blade	1		1300

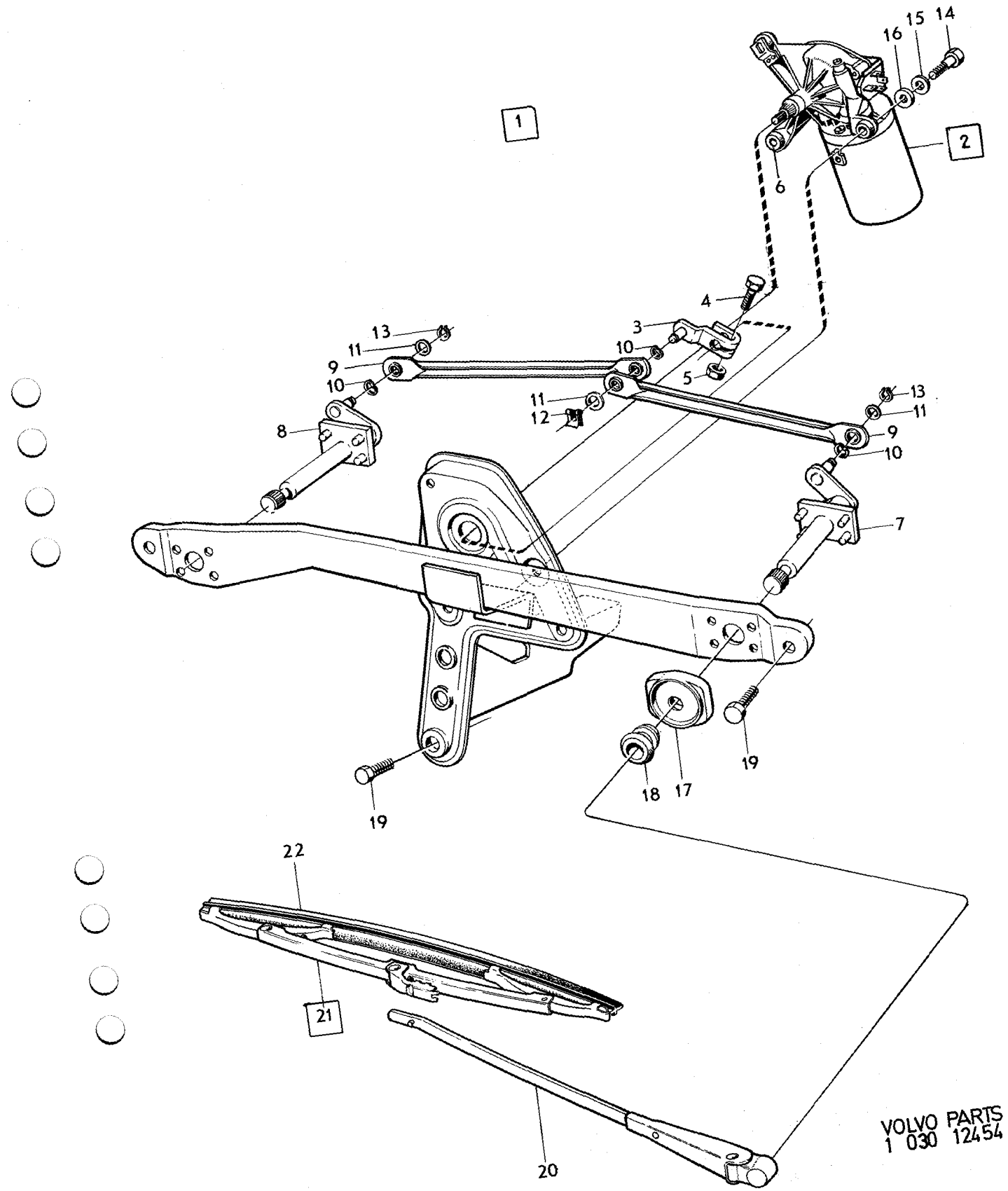

VOLVO PARTS
1 030 12454

Sida / Page	Grupp / Group	Torkare vindruta, CH74450– EXCL Australien, Malaysia, Sydafrika	Windscreen wiper, CH74450– EXCL Australia, Malaysia, South–africa	Illustration 14980 1975-12	0650
46	3				

Pos. Fig.	Antal/Quantity ELEKTROLUX	SWF	SWF	SWF	Detalj nr Part No	Benämning	Description	Sats Kit	Anmärkning Notes	
1	–	1	–	–	687963-9	Vindrutetorkarmotor	Windscreen wiper motor		CH–132566	0020
									ERS AV 686998	0040
						•Det sida 54, 1-J03	•Comps. page 54, 1-J03			0060
	–	–	1	–	1202581-3	Vindrutetorkarmotor	Windscreen wiper motor		CH 132567–	0080
									ERS AV 1202580	0100
						•Det sida 54, 1-J03	•Comps. page 54, 1-J03			0120
	–	–	–	1	1202845-2	Vindrutetorkarmotor, radioavstörd	Windscreen wiper motor, radio disturbance eliminated		CH 144743–	0140 0160 0180
						•Det sida 54, 1-J03	•Comps. page 54, 1-J03			0200
	1	–	–	–	686998-6	Vindrutetorkarmotor	Windscreen wiper motor		CH–132566	0220
						.Det. pos 2–3	.Comps. fig. 2–3		ERS AV 1202580	0240 0260
	1	–	–	–	1202580-5	Vindrutetorkarmotor	Windscreen wiper motor		CH 132567–144742	0280
						.Det. pos 2–3	.Comps. fig. 2–3			0300 0320
	1	–	–	–	1202844-5	Vindrutetorkarmotor	Windscreen wiper motor		CH 144743–	0340 0360
2	1	–	–	–	686534-9	•Tätning	•Seal		CH–132566 (SE POS 22A)	0380
2a	1	–	–	–	687774-0	•Kontaktplint	•Terminal			0400
2b	1	–	–	–	687775-7	•Borsthållare	•Brushes retainer			0420
2c	3	–	–	–	687776-5	•Gummihållare	•Rubber retainer			0440
2d	3	–	–	–	687777-3	•Elborste	•Carbon brush			0460
2e	3	–	–	–	687778-1	•Fjäder	•Spring			0480
2f	3	–	–	–	687779-9	•Borsthållarlock	•Brushes retainer cover			0500
3	3	–	–	–	681476-8	•Bussning	•Bushing			0520
4	6	–	–	–	687975-3	Bricka	Washer			0540
5	1	1	1	1	686523-2	Transmission	Transmission		VST	0560
	1	1	1	1	686524-0	Transmission	Transmission		HST	0580
6	1	1	1	1	687786-4	•Länkarm	•Link arm			0600
7	1	1	1	1	1203407-0	•Drivlänk	•Drive link		VST	0620
	1	1	1	1	1203408-8	•Drivlänk	•Drive link		HST	0640
8	1	1	1	1	1203019-3	•Torkararmslager	•Wiper arm bearing			0660
9	1	1	1	1	1203011-0	•Torkararmslager	•Wiper arm bearing			0680
10	1	1	1	1	687781-5	•Vevarm	•Arm			0700
11	1	1	1	1	687782-3	•Bussning	•Bushing			0720
12	1	1	1	1	687791-4	•Bricka	•Washer			0740
x 12a	1	1	1	1	942915-0	•Spårryttare	•Retaining ring		(671914)	0760
13	2	2	2	2	687784-9	•Lina	•Wire			0780
14	1	1	1	1	1203020-1	•Lina	•Wire			0800
15	2	2	2	2	687785-6	•Gavel	•End			0820
16	1	1	1	1	687788-0	•Gavel	•End			0840
17	6	6	–	–	940094-6	Skruv	Screw		CH–93499	0860
	6	6	–	–	940100-1	Skruv	Screw		CH 93500–132566	0880
	6	–	6	6	946544-4	Skruv	Screw		CH 132567–	0900
18	6	6	–	–	940155-5	Låsbricka	Lock washer		CH–132566	0920
19	1	1	–	–	955825-5	Mutter	Nut		CH–132566	0940
	1	–	1	1	955781-0	Mutter	Nut		CH 132567–	0960
20	1	1	–	–	955893-3	Bricka	Washer		CH–132566	0980
21	2	2	2	2	955894-1	Bricka	Washer			1000
22	2	2	2	2	1213987-9	Bussning	Bushing			1020
22a	1	–	–	–	667075-6	Bussning	Bushing		CH 132567–	1040
	–	–	1	1	1203778-4	Bussning	Bushing		CH 141477–	1060
23	3	3	–	–	940094-6	Skruv	Screw		CH–132566	1080
	3	–	3	3	946934-7	Skruv	Screw		CH 132567–	1100
23a	1	1	–	–	940155-5	Låsbricka	Lock washer		CH–132566	1110
x 24	1	1	–	–	685862-5	Torkararm, V	Wiper arm, L		(1213414)CH–132566	1120
	1	–	1	1	1202571-4	Torkararm, V	Wiper arm, L		CH 132567–	1140
x	1	1	–	–	685861-7	Torkararm, H	Wiper arm, R		(1213415)CH–132566	1160
	1	–	1	1	1202572-2	Torkararm, H	Wiper arm, R		CH 132567–	1180
25	1	1	–	–	680039-5	Torkarblad, V	Wiper blade, L		CH–132566	1200
	1	–	1	1	1202570-6	Torkarblad, V	Wiper blade, L		CH 132567–	1220
	1	1	–	–	680038-7	Torkarblad, H	Wiper blade, R		CH–132566	1240

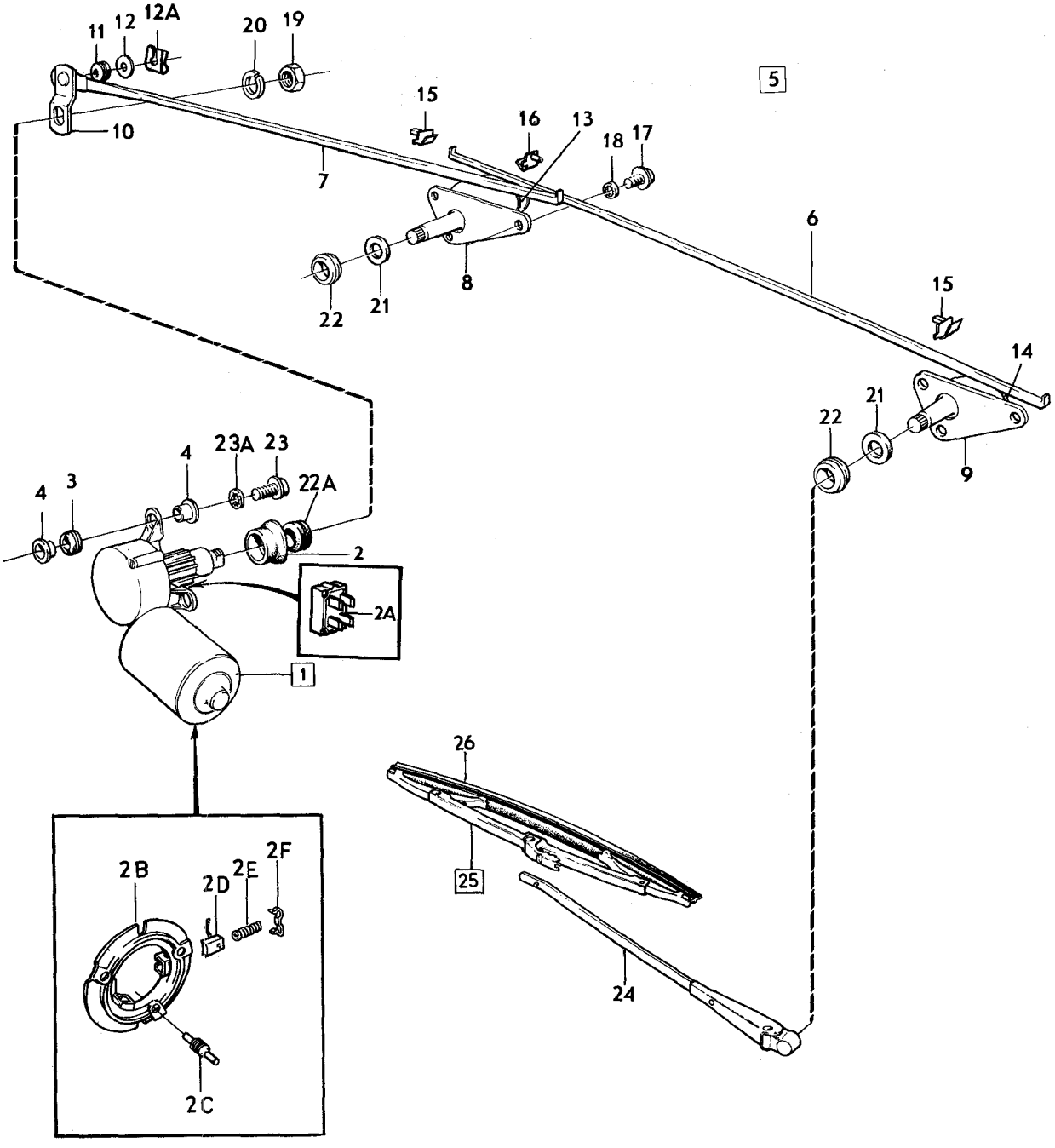

VOLVO PARTS
1 030 14980

Sida / Page 48	Grupp / Group 3	Torkare vindruta, CH74450– EXCL Australien, Malaysia, Sydafrika	Windscreen wiper, CH74450– EXCL Australia, Malaysia, South–africa	Illustration 14980 1975-12	065

Pos. Fig.	Antal/Quantity ELEKTRO LUX	SWF	SWF	SWF	Detalj nr Part No	Benämning	Description	Sats Kit	Anmärkning Notes	
	1	–	1	1	1202570-6	Torkarblad, H	Wiper blade, R		CH 132567–	126
26	2	2	–	–	681207-7	•Gummiblad	•Rubber blade		CH–132566	128
	2	–	2	2	1202948-4	•Gummiblad	•Rubber blade		CH 132567–	130

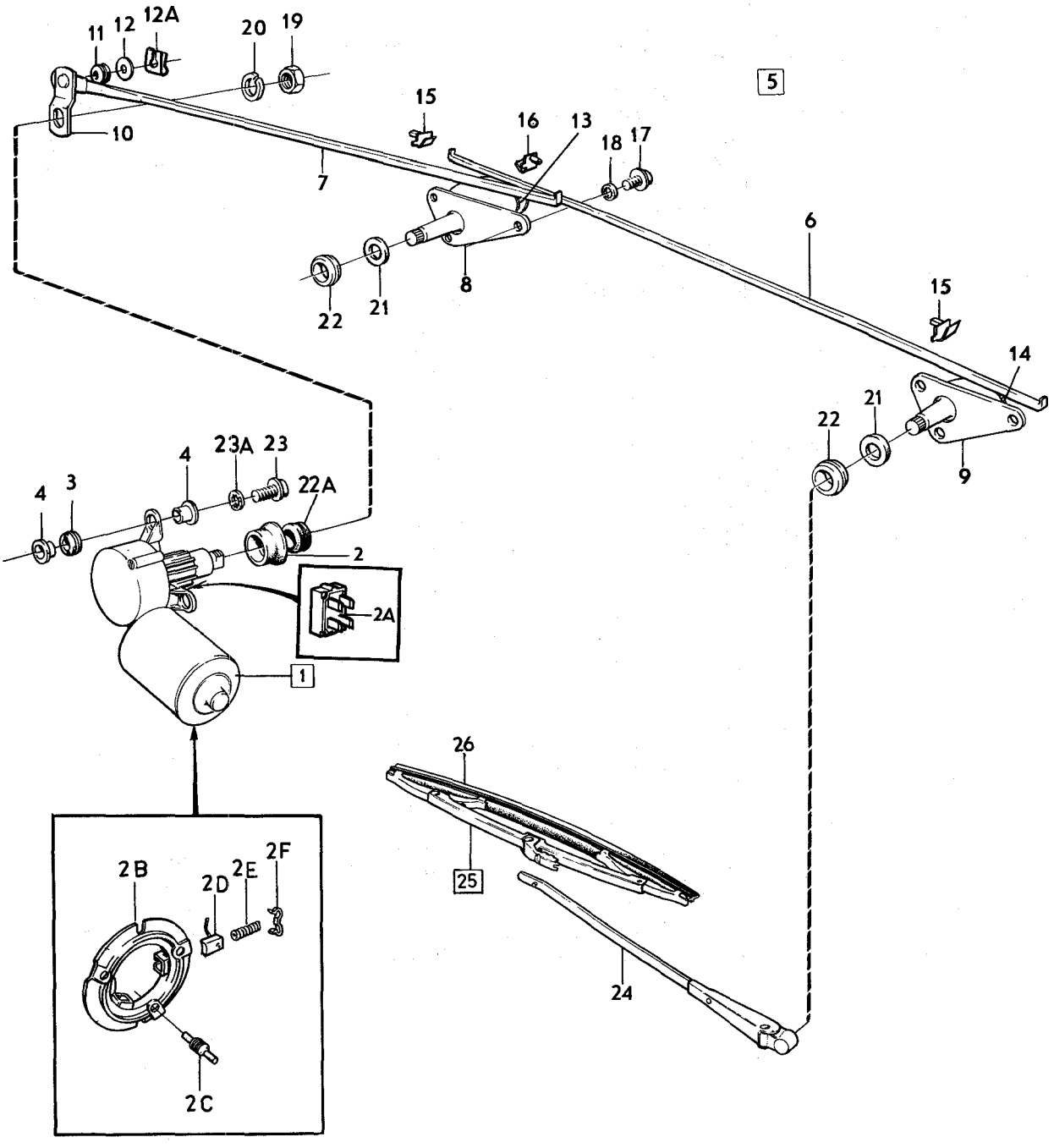

VOLVO PARTS
1 030 14980

Sida / Page	Grupp / Group	Torkare vindruta, CH 74450– Australien, Malaysia, Sydafrika	Windscreen wiper, CH 74450– Australia, Malaysia, South–africa	Illustration 13895	0675
50	3			1975-12	

Pos. Fig.	Antal/Quantity SWF	SWF			Detalj nr Part No	Benämning	Description	Sats Kit	Anmärkning Notes	
1	1	–	–	–	1202582-1	Vindrutetorkarmotor	Windscreen wiper motor		CH OMKR–132566	0020
									ERS.AV1202846–0	0025
						•Det sida 54, 1-J03	•Comps. page 54, 1-J03			0040
	–	1	–	–	1202846-0	Vindrutetorkarmotor	Windscreen wiper motor		CH OMKR 132567–	0060
						•Det sida 54, 1-J03	•Comps. page 54, 1-J03			0080
2	1	–	–	–		•Tätning	•Seal		SE SIDA 54, 1-J03	0100
3	3	3	–	–		•Bussning	•Bushing		SE SIDA 54, 1-J03	0120
4	6	–	–	–		•Bricka	•Washer		SE SIDA 54, 1-J03	0140
5	1	1	–	–	1211637-2	Transmission	Transmission			0160
6	1	1	–	–	687786-4	•Länkarm	•Link arm			0180
7	1	1	–	–	1203407-0	•Drivlänk	•Drive link			0200
8	1	1	–	–	1203405-4	•Torkararmslager	•Wiper arm bearing			0220
9	1	1	–	–	1203406-2	•Torkararmslager	•Wiper arm bearing			0240
10	1	1	–	–	687781-5	•Vevarm	•Arm			0260
11	1	1	–	–	687782-3	•Bussning	•Bushing			0280
12	1	1	–	–	687791-4	•Bricka	•Washer			0300
x 13	1	1	–	–	942915-0	•Spårryttare	•Retaining ring		(671914)	0320
14	2	2	–	–	687784-9	•Lina	•Wire			0340
15	1	1	–	–	1203020-1	•Lina	•Wire			0360
16	2	2	–	–	687785-6	•Gavel	•End			0380
17	1	1	–	–	687788-0	•Gavel	•End			0400
18	6	–	–	–	940094-6	Skruv	Screw		CH–93499	0420
	6	–	–	–	940100-1	Skruv	Screw		CH 93500–132566	0440
	6	6	–	–	946544-4	Skruv	Screw		CH 132567–	0460
19	6	–	–	–	940155-5	Låsbricka	Lock washer		CH–132566	0480
20	1	–	–	–	955825-5	Mutter	Nut		CH–132566	0500
	1	1	–	–	955781-0	Mutter	Nut		CH 132567–	0520
21	3	–	–	–	940094-6	Skruv	Screw		CH–132566	0540
	3	3	–	–	946934-7	Skruv	Screw		CH 132567–	0560
22	2	2	–	–	1213987-9	Bussning	Bushing			0580
23	1	–	–	–	1203778-4	Bussning	Bushing		(667075)	0600
	–	1	–	–	1203778-4	Bussning	Bushing			0620
24	1	–	–	–	1211998-8	Torkararm, V	Wiper arm, L		CH–132566	0640
	1	–	–	–	1202571-4	Torkararm, V	Wiper arm, L		CH 132567–	0660
	–	1	–	–	1202538-3	Torkararm, V	Wiper arm, L			0680
25	1	–	–	–	1211999-6	Torkararm, H	Wiper arm, R		CH–132566	0700
	1	–	–	–	1202572-2	Torkararm, H	Wiper arm, R		CH 132567–	0720
	–	1	–	–	1202539-1	Torkararm, H	Wiper arm, R			0740
26	1	–	–	–	680038-7	Torkarblad, V	Wiper blade, L		CH–132566	0760
	1	–	–	–	1213754-3	Torkarblad, H	Wiper blade, R		CH–132566	0780
	–	1	–	–	1202570-6	Torkarblad	Wiper blade			0800
27	2	–	–	–	681207-7	•Gummiblad	•Rubber blade		CH–132566	0820
	–	2	–	–	1202948-4	•Gummiblad	•Rubber blade		CH 132567–	0840

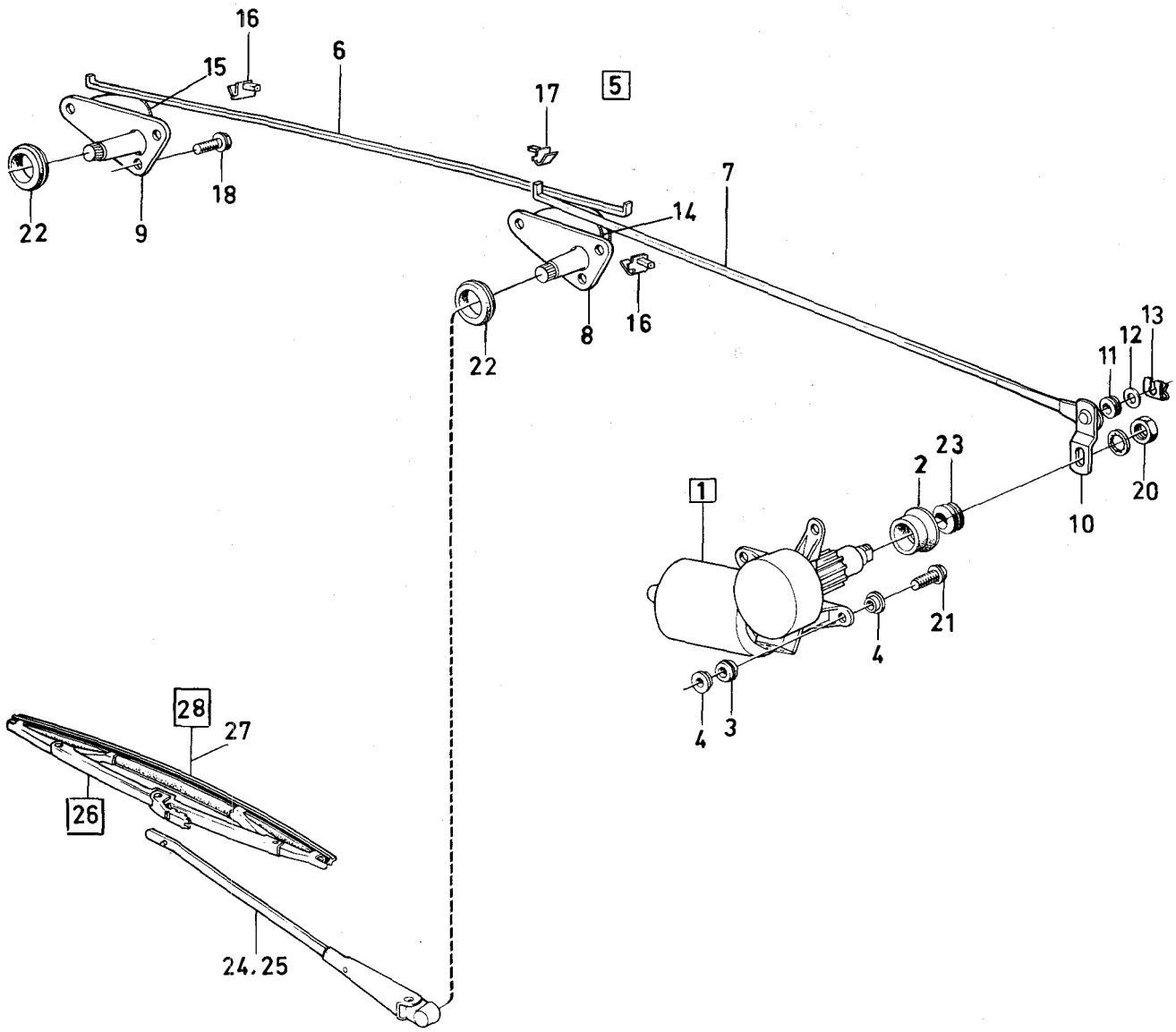

VOLVO PARTS
1 030 13895

Sida 52 Grupp 3 Vindrutetorkarmotor Windscreen wiper motor Illustration 5172 0700
Page Group 1975-12

Pos. Fig.	Antal/Quantity				Detalj nr Part No	Benämning	Description	Sats Kit	Anmärkning Notes	
1	1	–	–	–	676188-6	Vindrutetorkarmotor	Windscreen wiper motor	2		1010
2	1	–	–	–		•Hus	•Housing	8		1020
3	1	–	–	–	679305-3	•Rotor	•Rotor	3		1030
4	1	–	–	–	662880-4	•Kona	•Fitting			1040
5	1	–	–	–	667876-7	•Kona	•Fitting			1050
6	1	–	–	–		•Lagersköld	•End frame	8		1060
7	1	–	–	–	679306-1	••Hållare	••Retainer	3		1070
8	2	–	–	–	679307-9	•••Elborste	•••Carbon brush	1		1080
9	1	–	–	–	679308-7	•••Elborste	••Carbon brush	1		1090
10	1	–	–	–	679309-5	••Skruv	••Skruv			1100
11	3	–	–	–	679310-3	••Gummihållare	••Rubber retainer	2		1110
12	3	–	–	–	661907-6	•Fjäder	•Spring	1		1120
13	1	–	–	–	340658-4	•Justerskruv	•Adjuster screw			113
14	1	–	–	–	661912-6	•Kåpa	•Casing			114
15	3	–	–	–	676185-2	•Gummibussning	•Rubber bushing	2		1150
16	1	–	–	–	679311-1	•Kuggdrev	•Gear	3		116
17	1	–	–	–		••Kula	••Ball	8		117
18	1	–	–	–	661911-8	•Bricka	•Washer			1180
19	1	–	–	–		•Lock	•Cover	8		119
20	1	–	–	–	679312-9	•Justerskruv	•Adjuster screw			120
21	1	–	–	–	955780-2	•Mutter	•Nut	0		1210
22	1	–	–	–	679313-7	•Packning	•Packing	2		122
23	1	–	–	–	679314-5	•Kontaktplatta	•Contact plate			123
24	5	–	–	–	956060-8	•Skruv	•Screw	0		1240
25	5	–	–	–	955945-1	•Låsbricka	•Lock washer	0		1250
26	2	–	–	–	679315-2	•Skruv	•Screw	1		1260
27	2	–	–	–	955918-8	•Fjäderbricka	•Spring washer	0		1270
28	2	–	–	–	679316-0	•Mutter	•Nut	1		1280

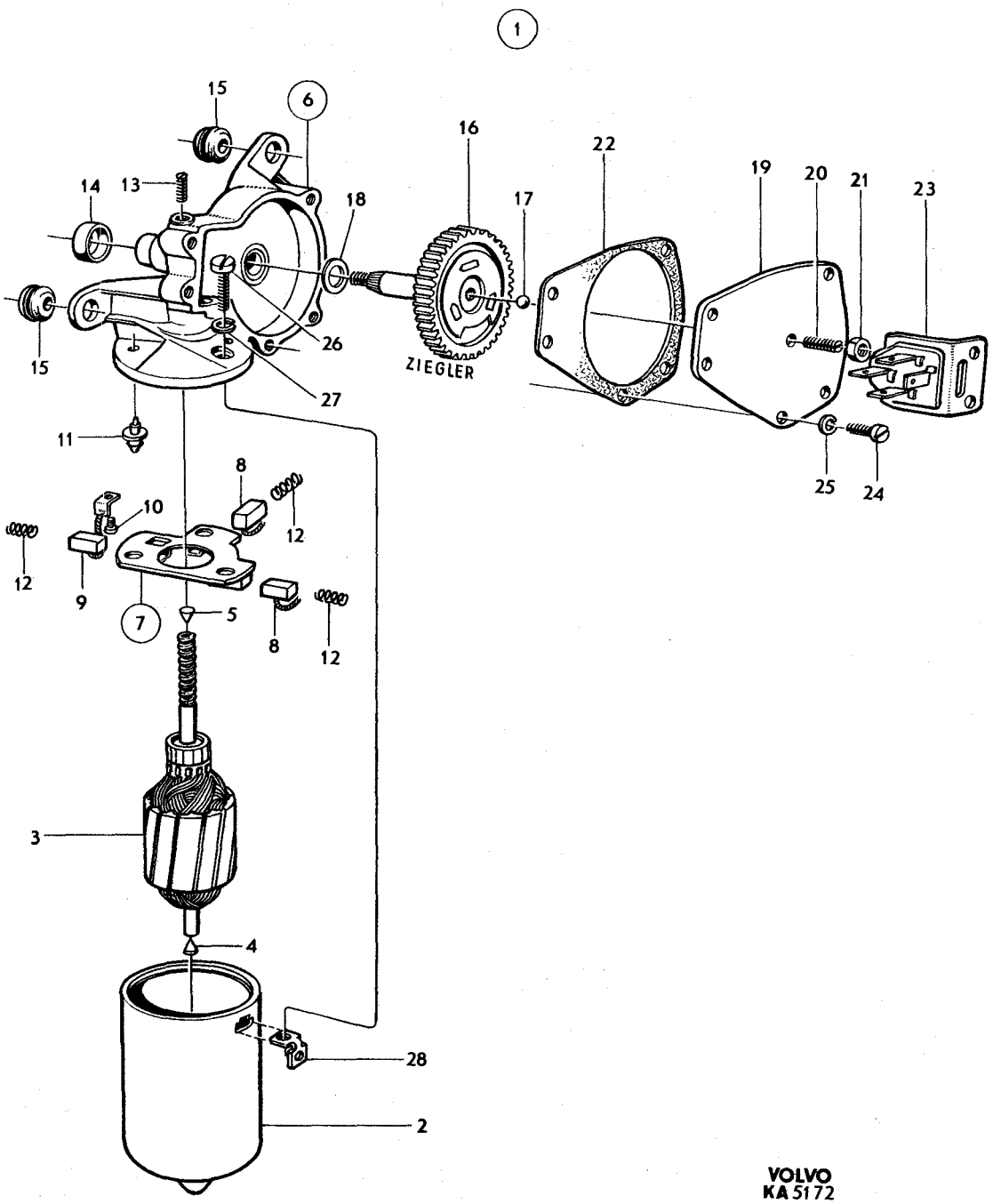
1
15
6
16
22
19
20
21
23
14
13
18
17
15
26
ZIEGLER
27
11
8
10
12
12
9
7
5
8
12
3
4
28
2
25
24
VOLVO
KA 5172

Sida 54 Page | Grupp 3 Group | Vindrutetorkarmotor SWF | Windscreen wiper motor SWF | Illustration 13067 | 0725

1975-12

Pos. Fig.	Antal/Quantity				Detalj nr Part No	Benämning	Description	Sats Kit	Anmärkning Notes	
1	1	–	–	–	687963-9	Vindrutetorkarmotor	Windscreen wiper motor		ERS AV 686998–6	0020
	1	–	–	–	1202581-3	Vindrutetorkarmotor	Windscreen wiper motor			0040
	1	–	–	–	1202582-1	Vindrutetorkarmotor	Windscreen wiper motor		ERS AV 1202846–0	0060
	1	–	–	–	1211996-2	Vindrutetorkarmotor	Windscreen wiper motor		ERS AV 1202582–1	0080
	–	1	–	–	1202845-2	Vindrutetorkarmotor	Windscreen wiper motor			0100
	–	–	1	–	1202846-0	Vindrutetorkarmotor	Windscreen wiper motor			0120
2	1	–	–	–	687971-2	•Tätning	•Seal		CH–141476	0140
3	3	3	3	–	676185-2	•Bussning	•Bushing			0160
4	6	6	–	–	687975-3	•Bricka	•Washer			0180
5	2	–	–	–	362316-2	•Elborste	•Carbon brush			0200
6	1	–	–	–	362317-0	•Elborste	•Carbon brush			0220
7	3	–	–	–	661907-6	•Fjäder	•Spring			0240
8	3	–	–	–	679310-3	•Hållare	•Retainer			0260
9	2	–	–	–		•Skruv	•Screw			0280
10	2	–	–	–	955946-9	•Fjäderbricka	•Spring washer			0300
11	2	–	–	–	3103050-5	•Mutter	•Nut			0320
12	1	–	–	–	661911-8	•Bricka	•Washer			0340

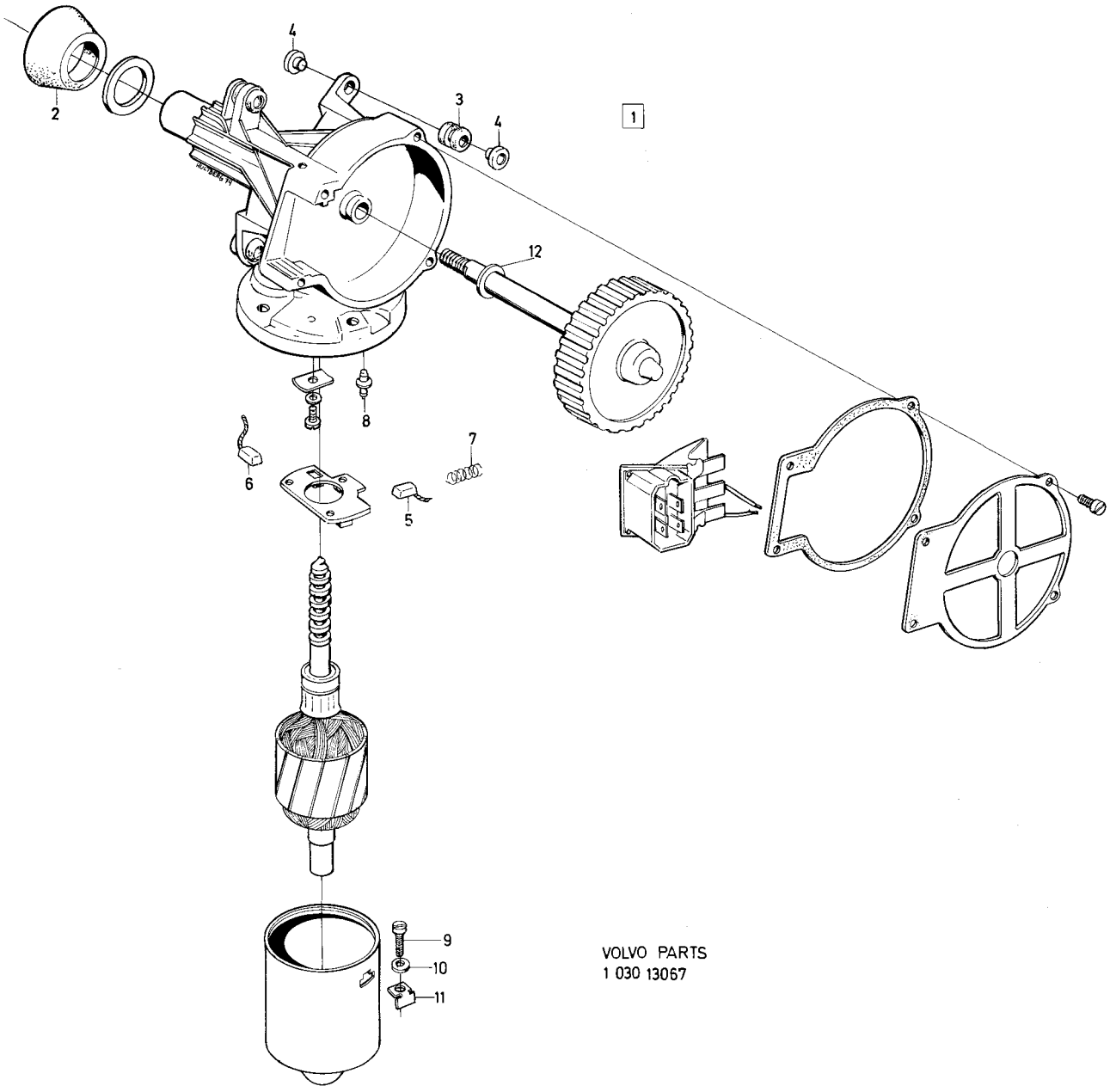

VOLVO PARTS
1 030 13067

Sida 56 / Page — Grupp 3 / Group — Vindrutespolare CH–102949 / Windscreen washer CH–102949 — Illustration 10444 — 1975-12 — 0750

Pos. Fig.	Antal/Quantity 672 629	673 545	683 903	686 451	Detalj nr Part No	Benämning	Description	Sats Kit	Anmärkning Notes	
1	1	–	–	–	672629-3	Vindrutespolare	Windscreen washer	8	SWF ERS AV 1ST 688400–1, 1ST 671723–5	0020 0040
2	–	1	–	–	673545-0	Vindrutespolare	Windscreen washer	8	MEAB	0060
3	–	–	1	–	683903-9	Vindrutespolare	Windscreen washer	8	MEAB	0080
4	–	–	–	1	686451-6	Vindrutespolare	Windscreen washer	8	SWF	0100
5	1	1	–	–	673544-3	•Pump med motor	•Pump with motor		CH–14576 ERS AV 688400–1	0120
6	–	–	1	1	688400-1	•Pump med motor	•Pump with motor		CH 14577– (683846)	0140 0160
7	1	–	–	1	681857-9	••Pump	••Pump	2		0180
8	–	1	–	–	673424-8	••Pump	••Pump	2		0200
9	–	–	1	–	687251-9	••Pump	••Pump	2		0220
10	1	–	–	–	686850-9	••Medbringare	••Companion flange	1		0240
	–	1	–	–	687252-7	••Medbringare	••Companion flange	1	(672737)	0260
11	–	–	1	–	687252-7	••Medbringare	••Companion flange	1		0280
12	–	–	–	1	688053-8	••Medbringare	••Companion flange	1		0300
13	1	–	–	–	681856-1	••Lock	••Cover	2		0320
14	–	–	–	1	688054-6	••Lock	••Cover	2		0340
15	–	–	1	–	687254-3	••Topplock	••Cover	2		0360
16	2	–	–	2	681858-7	••Skruv	••Screw	2		0380
17	1	1	1	1	671723-5	•Behållare	•Reservoir	2		0400
18	3	3	–	–	943653-6	Klammer	Clip	0	CH–14576	0420
19	700	700	–	–	943727-8	Slang	Hose		CH–14576 (192581)	0440 0460
	–	–	875	875	943727-8	Slang	Hose		CH 14577–74449 (195581)	0480 0500
	–	–	1300	1300	943727-8	Slang	Hose	1	CH 74450–	0520
20	650	650	650	650	943722-9	Slang	Hose		CH–74449 (192580)	0540 0560
21	1	1	1	1	677099-4	Trevägsförgrening	Three–way union		CH–74449	0580
21a	1	1	1	1	672631-9	Munstycke	Jet	3	CH 74450–	0600
22	2	2	2	2	677097-8	Spolrör	Washer pipe	2	CH–74449	0620
23	2	2	2	2	955137-5	Skruv	Screw	0	CH–74449	0640
24	2	2	2	2	955946-9	Låsbricka	Lock washer	0	CH–74449	0660
25	1	1	1	1	1213820-2	Konsol	Bracket		(681482)	0680
26	2	2	2	2	958236-2	Skruv	Screw	0		0700

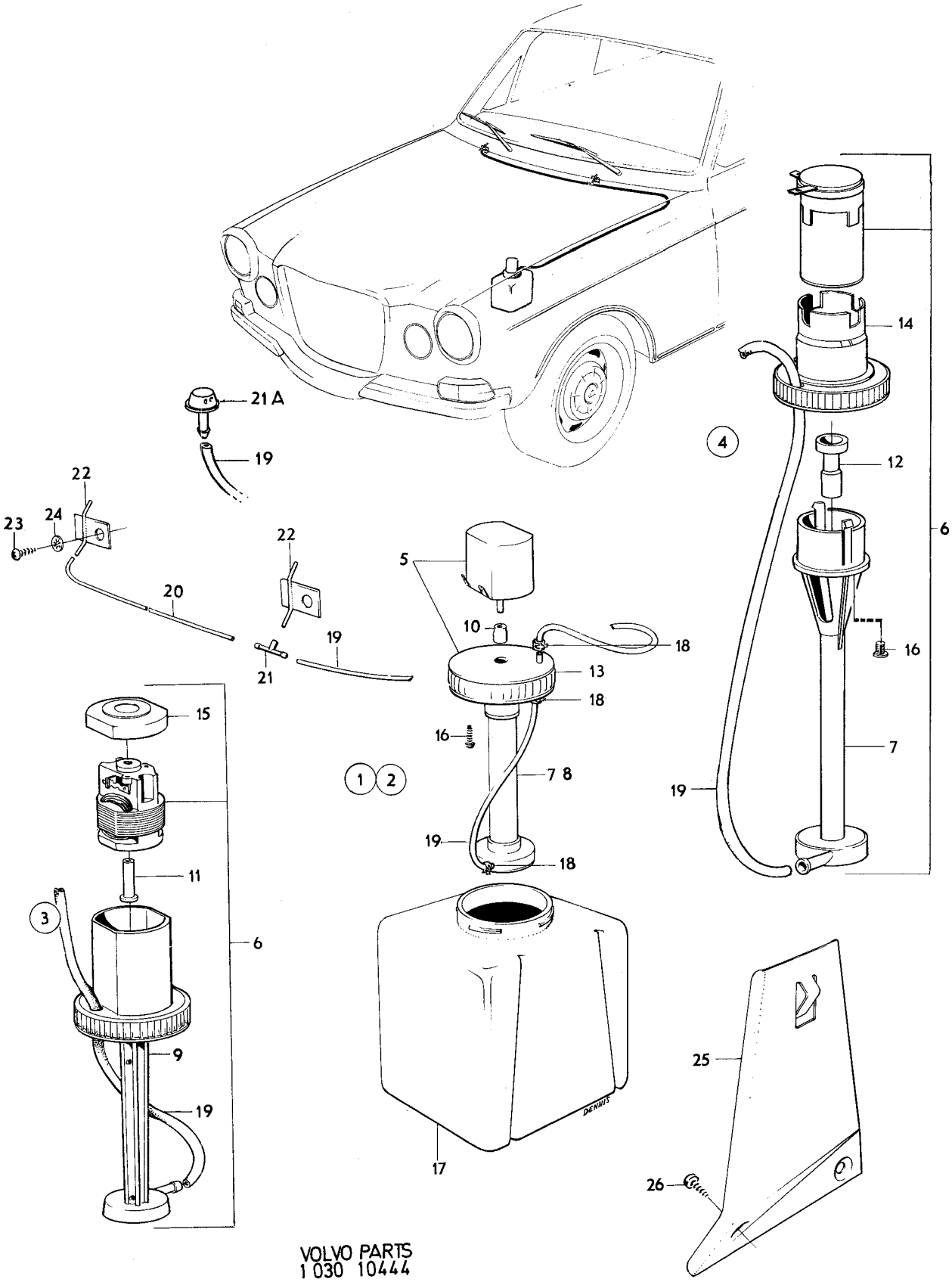

VOLVO PARTS
1 030 10444

Sida 58 Grupp 3 Vindrutespolare CH 102950– Windscreen washer CH 102950– Illustration 12456 0800
Page Group 1975-12

Pos. Fig.	Antal/Quantity				Detalj nr Part No	Benämning	Description	Sats Kit	Anmärkning Notes	
1	1	–	–	–	1213946-5	Pump	Pump			1010
2	1	–	–	–	1203222-3	Behållare	Reservoir			1020
3	1	–	–	–	1213943-2	•Lock	•Cover			1030
4	1	–	–	–	1203221-5	Konsol	Bracket			1040
5	4	–	–	–	958236-2	Skruv	Screw			1050
6	150	–	–	–	943727-8	Slang	Hose			1060
7	65MM	–	–	–	943727-8	Slang	Hose			1070
8	1	–	–	–	688658-4	T–rör	T–rör			1080
9	1125	–	–	–	943727-8	Slang	Hose			1090
10	1	–	–	–	672631-9	Munstycke	Jet			1100
11	–	–	–	–		Slang, strålkastare	Hose, headlight		SE SIDA 60, 1-J09	1110



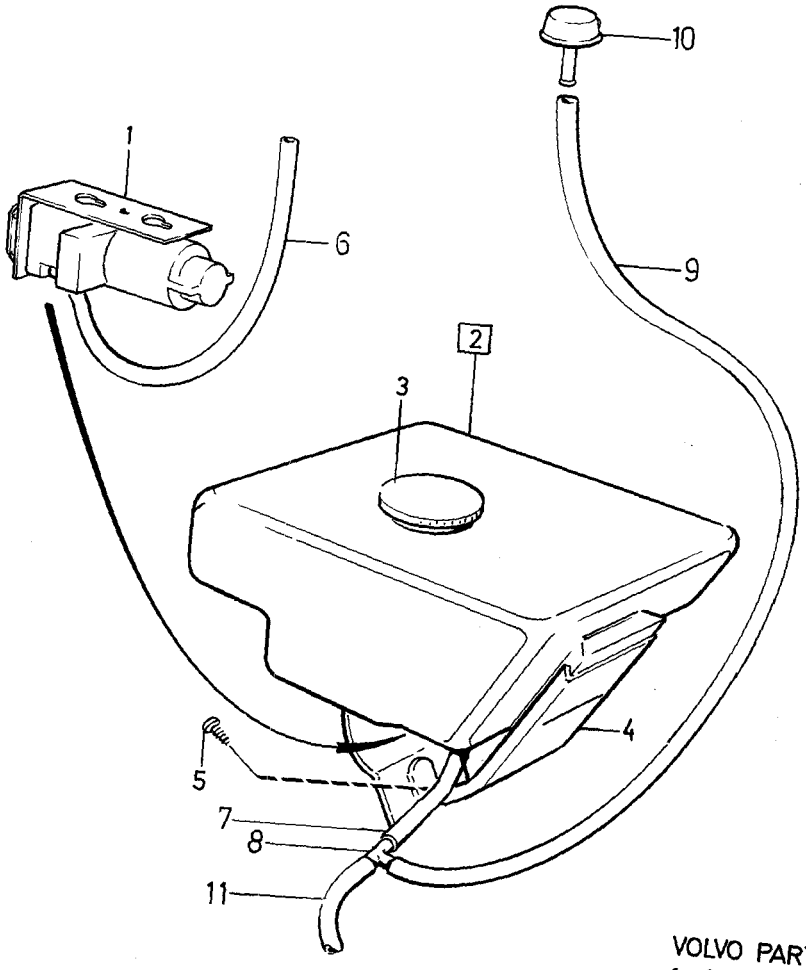

VOLVO PARTS
1 030 12456

Sida / Page	Grupp / Group	Strålkastartorkare, spolardetaljer CH–102949 tid utf	Headlight wiper, washer components CH–102949 early prod.	Illustration 9831 1975-12	0850
60	3				

Pos. Fig.	Antal/Quantity				Detalj nr Part No	Benämning	Description	Sats Kit	Anmärkning Notes	
1	1	–	–	–		Strålkastartorkarsats	Headlamp wiper kit		ERS AV 282647–7 SE SIDA 62, 1-J11	0020 0040
2	1	–	–	–	1210140-8	•Motor, kmpl	•Motor, cpl			0060
3	1	–	–	–		••Konsol	••Bracket	8		0080
4	3	–	–	–	956069-9	••Skruv	••Screw			0100
5	3	–	–	–	955945-1	••Låsbricka	••Lock washer			0120
6	3	–	–	–	955779-4	••Mutter	••Nut			0140
7	2	–	–	–	950032-3	•Skruv	•Screw			0160
8	2	–	–	–	955892-5	•Bricka	•Washer			0180
9	2	–	–	–	955947-7	•Låsbricka	•Lock washer			0200
10	2	–	–	–	940105-0	•Mutter	•Nut			0220
11	2	–	–	–	282787-1	•Strålkastarinsats med axeltapp	•Headlamp insert with stub		H–ASYM. TID UTF	0240
	2	–	–	–	282789-7	•Strålkastarinsats med Axeltapp	•Headlamp insert with Stub		V–ASYM. TID UTF	0260 0300
12	2	–	–	–		••Strålkastarinsats	••Headlamp insert			
13	2	–	–	–	688644-4	••Axeltapp	••Stub			0340
	2	–	–	–	688644-4	•Axeltapp	•Stub		SEN UTF	0360
14	1	–	–	–	688638-6	•Drivaxel, V	•Drive shaft, L		L 730	
15	1	–	–	–	688632-9	•Drivaxel, H	•Drive shaft, R			
16	2	–	–	–		•Gummislang	•Rubber hose	8	DI 8 D 18 L 120	0420
17	2	–	–	–	688652-7	•Torkarblad	•Wiper blade			
18	2	–	–	–	688646-9	•Mellanring	•Spacer ring			
18a	2	–	–	–	1212511-8	•Tätningsring	•Seal ring			0480
19	2	–	–	–	950008-3	•Skruv	•Screw			0500
20	1	–	–	–	688630-3	•Relä	•Relay			0520
21	2	–	–	–	955126-8	•Skruv	•Screw			0540
22	2	–	–	–	955945-1	•Låsbricka	•Lock washer			0560
23	1	–	–	–	688631-1	•Strömställare	•Switch			0580
24	1	–	–	–	681129-3	Säkringshållare	Fuse–holder		(688686)	0600
25	1	–	–	–	958213-1	•Hylsisolator, 4–pol	•Sleeve insulator, 4–pole			0620
26	1	–	–	–	951188-2	•Klammer	•Clamp			0640
27	1	–	–	–	950020-8	•Skruv	•Screw			0660
28	1	–	–	–	955947-7	•Låsbricka	•Lock washer			0680
29	1	–	–	–	940092-0	•Mutter	•Nut			0700
30	1	–	–	–	941264-4	•Bussning	•Bushing			0720
31	1500	–	–	–	185502-2	•Plastslang, 12x13	•Plastic cover, 12x13			0740
32	2000	–	–	–	190198-2	•Plastslang, 6x7	•Plastic cover, 6x7			0760
33	2	–	–	–	672631-9	•Munstycke	•Jet			0780
34	1	–	–	–	688658-4	•T–rör	•T–pipe			
35	5	–	–	–	192248-3	•Klammer	•Clamp			
36	3	–	–	–	950020-8	•Skruv	•Screw			0840
37	3	–	–	–	940090-4	•Bricka	•Washer			
38	3	–	–	–	955947-7	•Låsbricka	•Lock washer			0880
39	3	–	–	–	940092-0	•Mutter	•Nut			0900
40	1	–	–	–	282068-6	Strålkastarspolarsats	Headlamp washer kit		14)ERS AV 1ST 282933–1 SE SIDA 62, 1-J11	
	1	–	–	–	282604-8	Strålkastarspolarsats	Headlamp washer kit		15)ERS AV 1ST 282915–8 SE SIDA 62, 1-J11	0960

14. Inkl park. värmare. Incl parking heater. Y compris rechaffeur d'habitacle. Einschl. Standheizung.
15. Exkl park. värmare. Excl parking heater. Non compris rechaffeur d'habitacle. Ausschl. Standheizung.
Exclusive calefactor.

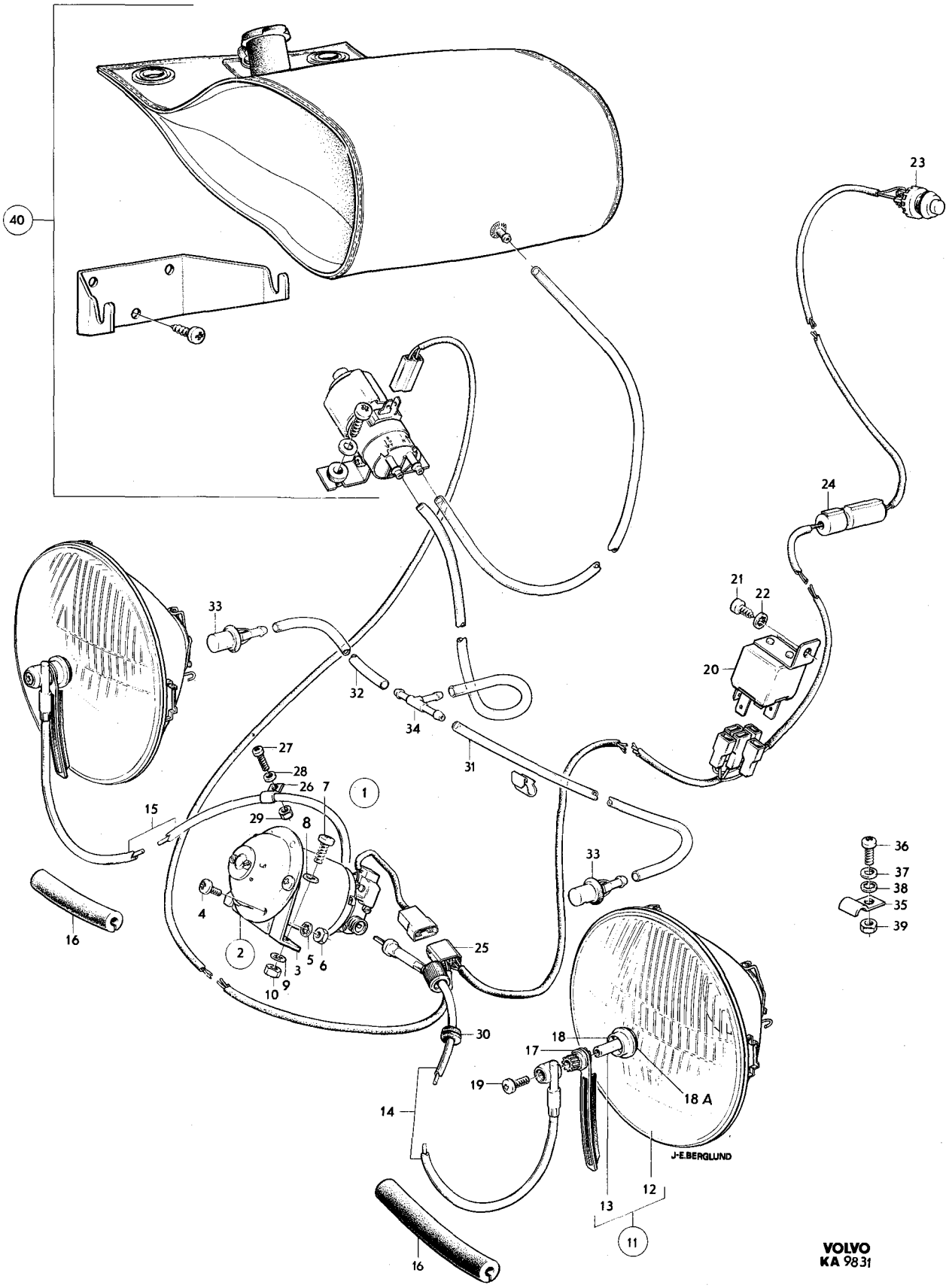

VOLVO
KA 9831

Sida / Page	Grupp / Group	Strålkastartorkare, spolardetaljer CH–102949 sen utf	Headlight wipers, washer components CH–102949 late prod.	Illustration 12457 1975-12	0900
62	3				

Pos. Fig.	Antal/Quantity				Detalj nr Part No	Benämning	Description	Sats Kit	Anmärkning Notes	
1	1	–	–	–	282647-7	Strålkastartorkarsats	Headligt wiper kit			0020
2	1	–	–	–	1213577-8	•Motor	•Motor		ERS AV 1203624–0	0040
	1	–	–	–	273530-6	••Elborstsats	••Carbon brush kit			0060
	2	–	–	–	1207355-7	••Fjäder	••Spring			0080
	1	–	–	–	243760-6	••Diod	••Diode			0100
3	1	–	–	–	1213596-8	•Konsol	•Bracket		ERS AV 1203638–0	0120
4	3	–	–	–	956092-1	•Skruv	•Screw			0140
5	3	–	–	–	941906-0	•Fjädrande bricka	•Resilient washer			0160
6	1	–	–	–	1213582-8	•Vevarm	•Crank		ERS AV 1203630–7	0180
7	1	–	–	–	941906-0	•Fjädrande bricka	•Resilient washer			0200
8	1	–	–	–	942002-7	•Mutter	•Nut			0220
9	1	–	–	–	1213598-4	•Länkarm	•Link arm			0240
10	1	–	–	–		•Axel med konsol	•Axle with bracket	8	TID UTF	0
	1	–	–	–	1203640-6	•Axel med konsol	•Axle with bracket		SEN UTF	0280
11	1	–	–	–	947123-6	•Justerbleck	•Adjuster plate			0300
12	1	–	–	–	947122-8	•Spårring	•Circlip			0
13	2	–	–	–	1203642-2	•Drivvajer	•Drive wire		(1213600)	0340
14	1	–	–	–	1213593-5	•Axel med konsol	•Axle with bracket		TID UTF	0360
	1	–	–	–	1203641-4	•Axel	•Axle		SEN UTF	0
15	1	–	–	–	1203639-8	•Konsol	•Bracket		SEN UTF	0400
16	2	–	–	–	956080-6	•Skruv	•Screw			0420
17	2	–	–	–	960138-6	•Bricka	•Washer			0
18	2	–	–	–	955780-2	•Mutter	•Nut			0460
19	2	–	–	–	680011-4	•Bussning	•Bushing			0480
20	2	–	–	–	941905-2	•Fjädrande bricka	•Resilient washer			0500
21	2	–	–	–	955780-2	•Mutter	•Nut			0520
22	2	–	–	–	1213866-5	•Torkararm	•Wiper arm		TID UTF	0540
	2	–	–	–	1203634-9	•Torkararm	•Wiper arm		SEN UTF	0560
23	1	–	–	–	952628-6	•Klammer	•Clamp			0580
24	1	–	–	–	943629-6	•Skruv	•Screw			0600
25	1	–	–	–	947780-3	•Stiftisolator	•Pin insulator		(1212856)	0620
26	1	–	–	–	1214281-6	•Ledningsknippe	•Cable harness			0640
27	1	–	–	–	1212705-6	•Strömställare	•Switch			0660
28	1	–	–	–	688658-4	•T–rör	•T–pipe			0680
29	2	–	–	–	684212-4	•Munstycke	•Jet		TID UTF	0700
30	1	–	–	–	1203698-4	•Spolrör, V	•Washer pipe, L		SEN UTF	0720
31	1	–	–	–	1203699-2	•Spolrör, H	•Washer pipe, R		SEN UTF	0740
32	1	–	–	–	1210139-0	•Backventil	•Check valve			0760
33	1	–	–	–	682083-1	•Jordledning	•Earth cable		ERS AV 682103–7	0780
34	2	–	–	–	1213849-1	Torkarblad för 165mm– insats med hal ljus	Wiper blade for 165 mm– insert with hal light		ALT 1 ERS AV 1203635–6	0 0820
	2	–	–	–	1213602-4	Torkarblad för 180 mm– insats med normalljus	Wiper blade for 180 mm– insert with normel light		ALT 2	0840 0
	2	–	–	–	1203643-0	Torkarblad för 180 mm– insats med hal ljus	Wiper blade for 180 mm– insert with hal light		ALT 3	0880 0900
35	1	–	–	–	282915-8	Spolarsats	Washer kit		ALT 1 2L	0
	1	–	–	–	282933-1	Spolarsats	Washer kit		ALT 2 4L	0
36	1	–	–	–	1210041-8	•Spolare med motor	•Washer with motor		ALT 1 2L	0960
	1	–	–	–	282916-6	•Spolare med motor	•Washer with motor		ALT 2 4L	0
37	2	–	–	–	958244-6	•Skruv	•Screw			1000
38	ERF	–	–	–	943727-8	•Slang	•Hose			1020
39	2	–	–	–	192248-3	•Klammer	•Clamp			1040
40	2	–	–	–	951108-2	•Klammer	•Clamp			1060
41	2	–	–	–	955137-5	•Skruv	•Screw			1080

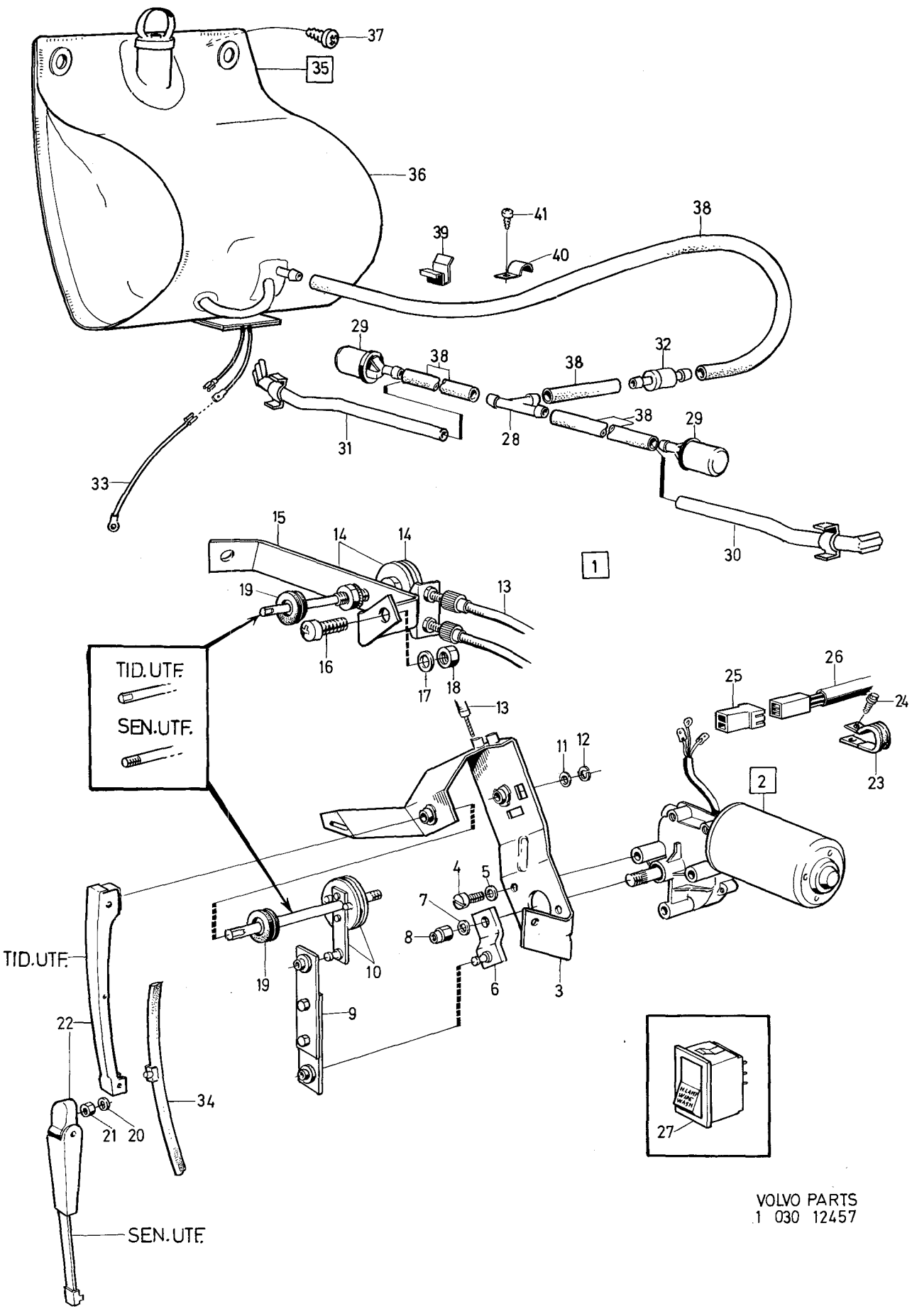

VOLVO PARTS
1 030 12457

Sida / Page	Grupp / Group	Strålkastartorkare, spolardetaljer / Headlight wiper, washer components	Illustration	
64	3	CH 102950–	14126	0950
		CH 102950–	1975-12	

Pos. Fig.	Antal/Quantity				Detalj nr Part No	Benämning	Description	Sats Kit	Anmärkning Notes	
1	1	–	–	–		Strålkastartorkare	Headlight wiper	8		1010
2	1	–	–	–	1203624-0	•Motor	•Motor	S		1020
	1	–	–	–	273530-6	••Elborstsats	••Carbon brush kit			1030
	2	–	–	–	1207355-7	••Fjäder	••Spring			1040
	1	–	–	–	243760-6	••Diod	••Diode			1050
3	1	–	–	–	1203638-0	•Konsol	•Bracket	S		1060
4	3	–	–	–	956092-1	•Skruv	•Screw	S		1070
5	3	–	–	–	941906-0	•Fjädrande bricka	•Resilient washer	S		1080
6	1	–	–	–	1203630-7	•Vevarm	•Crank	S		1090
7	1	–	–	–	941906-0	•Fjädrande bricka	•Resilient washer	S		1100
8	1	–	–	–	942002-7	•Mutter	•Nut	S		1110
9	1	–	–	–	1213598-4	•Länkarm	•Link arm	S		1[illegible]
10	1	–	–	–	1203640-6	•Axel med konsol	•Axle with bracket	S		1[illegible]
11	1	–	–	–	947123-6	•Justerbleck	•Adjuster plate	S		1140
12	1	–	–	–	947122-8	•Spårring	•Circlip	S		1[illegible]
13	2	–	–	–	1203642-2	•Drivwire	•Drive wire	S		1[illegible]
14	1	–	–	–	1203641-4	•Axel	•Axle	S		1170
15	1	–	–	–	1203639-8	•Konsol	•Bracket	S		1[illegible]
16	1	–	–	–	956080-6	Skruv	Screw	S		1[illegible]
16a	1	–	–	–	958239-6	Skruv	Screw	S		1195
17	1	–	–	–	960138-6	Bricka	Washer	S		1[illegible]
18	1	–	–	–	955780-2	Mutter	Nut	S		1[illegible]
19	2	–	–	–	680011-4	Bussning	Bushing	S		1220
20	2	–	–	–	941905-2	Fjädrande bricka	Resilient washer	S		1230
21	2	–	–	–	955780-2	Mutter	Nut	S		1240
22	2	–	–	–	1203634-9	Torkararm	Wiper arm	S		1250
23	2	–	–	–	1203643-0	Torkarblad	Wiper blade		CH – 138309	1260
	2	–	–	–	1213602-4	Torkarblad	Wiper blade		CH 138310–	1261
23a	2	–	–	–	1202725-6	Bussning	Bushing		CH 127295–	1265
24	1	–	–	–	952628-6	Klammer	Clamp	S		1270
25	1	–	–	–	943629-6	Skruv	Screw	S		1280
26	500	–	–	–	943727-8	Slang	Hose	S		1290
27	1	–	–	–	1210139-0	Backventil	Check valve	S		1300
28	65MM	–	–	–	943727-8	Slang	Hose	S		1310
29	1	–	–	–	688658-4	T–rör	T–pipe	S		1320
30	275	–	–	–	943727-8	Slang	Hose	S		1330
31	1400	–	–	–	943727-8	Slang	Hose	S		1340
32	1	–	–	–	1203698-4	Spolrör, V	Washer pipe, L	S		1350
33	1	–	–	–	1203699-2	Spolrör, H	Washer pipe, R	S		1[illegible]
34	2	–	–	–	192248-3	Klammer	Clamp			1[illegible]
35	–	–	–	–		Behållare, pump,	Reservoir, pump		SE SIDA 58, 1-J07	1380
	–	–	–	–		Monteringsdetaljer	Installation components			1[illegible]
	1	–	–	–	283049-5	Strålkastartorkarsats	Headlight wiper kit			1400

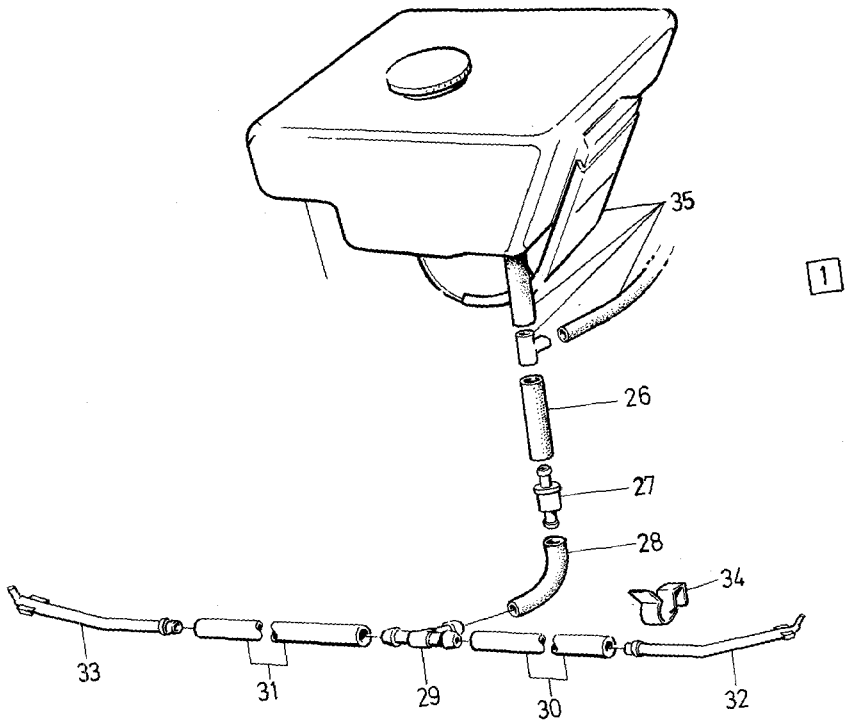

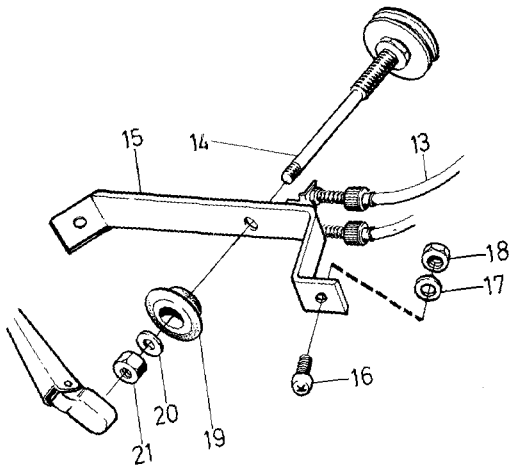

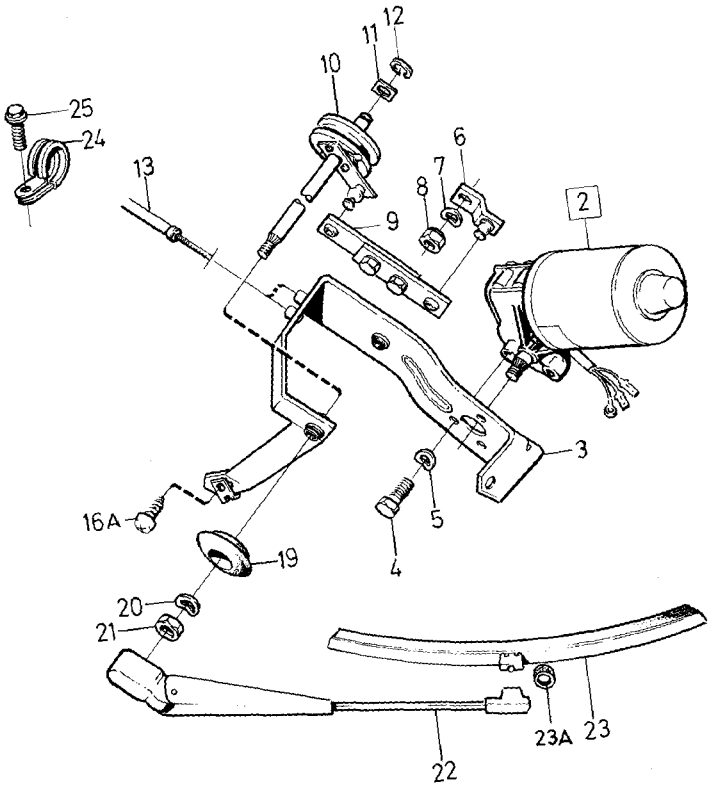

VOLVO PARTS
1 030 14126

Sida / Page	Grupp / Group	Kopplings–och kontrollorgan CH–74449	Connecting and control unit CH–74449	Illustration 10445 1975-12	1000
66	3				

Pos. Fig.	Antal/Quantity				Detalj nr Part No	Benämning	Description	Sats Kit	Anmärkning Notes	
1	1	–	–	–	681934-6	Ratt–och startlås	Column lock and ignition switch	1	GV, CH–12199	0020
										0040
	1	–	–	–	684048-2	Ratt–och startlås	Column lock and igniton switch		GV. CH 12200– EXCL USA CAN	0060 0080
	1	–	–	–	682569-9	Ratt–och startlås	Column lock and ignition switch		GV. USA CAN CH 12200–	0100 0120
	1	–	–	–	679955-5	Ratt–och startlås	Column lock and ignition switch	1	RV, BW35 CH–12199	0140 0160
	1	–	–	–	684049-0	Ratt–och startlås	Column lock and ignition switch	1	RV CH 12200–52789, BW35 EXCL USA CAN CH 12200–52789	0180 0200 0220
	1	–	–	–	682568-1	Ratt–och startlås	Column lock and ignition switch		BW35 USA CAN CH 12200–52789	0240
2	1	–	–	–	680196-3	•Nyckelämne	•Key blank	1	3)	0280
3	2	–	–	–	680776-2	•Avdragsskruv	•Lock screw			0300
4	1	–	–	–	241493-6	•Startkontakt	•Starter switch	1		0320
4a	–	–	–	–	1210247-1	•Överfall	•Cap			0340
5	2	–	–	–	956061-6	•Skruv	•Screw	0		0360
6	2	–	–	–	955917-0	•Fjäderbricka	•Spring washer	0		0380
6a	1	–	–	–	243076-7	•Varningskontakt	•Warning contact	8	USA CAN CH 12200–	0400
7	1	–	–	–	677416-0	Ljusomkopplare	Light switch	1	6) EXCL USA CAN	0420
	1	–	–	–	677416-0	Ljusomkopplare	Light switch	1	7) INCL USA CAN	0440
	1	–	–	–	680092-4	Ljusomkopplare	Light switch		6) USA CAN	0460
8	1	–	–	–	677858-3	Knopp	Button	2	6) EXCL USA CAN	0480
	1	–	–	–	677858-3	Knopp	Button	2	7,8) INCL USA CAN	0500
	1	–	–	–	687227-9	Knopp	Button		9)	0520
	1	–	–	–	673106-1	Knopp	Button		6) USA CAN	0540
9	1	–	–	–	654442-3	Mutterbricka	Nut washer		EXCL USA CAN CH–12417	0560
	1	–	–	–	940140-7	Mutter	Nut		USA CAN CH–12417	0580
	1	–	–	–	940140-7	Mutter	Nut		CH 12418–	0600
9a	1	–	–	–	677717-1	Prydnadsbricka	Trim washer		8)	0620
	1	–	–	–	687233-7	Bricka ''LIGHTS''	Washer ''LIGHTS''		9)	0640
10	1	–	–	–	684010-2	Strömställare, vindrutetorkare och vindrutespolare	Switch, windscreen wiper and washer		EXCL USA,CAN. USA,CAN CH 32400–. ERS AV 1 ST 688689–9, 1 ST 688626–1.	0660 0680 0700 0720
	1	–	–	–	684011-0	Strömställare, vindrutetorkare och vindrutespolare	Switch, windscreen wiper and washer	1	USA CAN CH–32399 (680094)	0740 0760
11	1	–	–	–	677844-3	Knopp	Button		CH–42592 EXCL USA CAN CH–32399	0800 0820
	1	–	–	–	673105-3	Knopp	Button		USA CAN CH–32399	0840
	1	–	–	–	688626-1	Knopp	Button	2	CH 42593–52789.	0860
	1	–	–	–	687227-9	Knopp	Button	2	CH 52790–.	0880
12	1	–	–	–	654442-3	Mutterbricka	Nut washer		EXCL USA CAN CH–12417	0900
	1	–	–	–	940140-7	Mutter	Nut		USA CAN CH–12417	0920
	1	–	–	–	940140-7	Mutter	Nut		CH 12418–	0940
13	1	–	–	–	688661-8	Bricka ''WIPE–WASH''	Washer ''WIPE–WASH''		CH 52790–	0960
	1	–	–	–	673110-3	Bricka	Washer		USA CAN	0980
14	1	–	–	–	940109-2	Låsbricka	Lock washer	0		1000
15	1	–	–	–	677845-0	Låskil	Lock key		CH–42592 EXCL USA CAN CH–32399	1020 1040
16	1	–	–	–	956162-2	Skruv	Screw		6) USA CAN	1060
17	1	–	–	–	1212593-6	Cigarettändare	Cigarette lighter			1080
18	1	–	–	–	662108-0	Glödkropp	Glow filament	2		1100
19	1	–	–	–	93554-4	Bricka	Washer			1120

3. Beställes inom Svergie hos AB Volverk, Göteborg. Övriga länder hos AB Volvo, Göteborg. Vid beställning skall detalj– och nyckelnummer uppgivas. State part and key number when ordering. Mentionner le No de réf et de clé. Angabe über Herstellungs– und Schlüsselnummer. Indique el número de la llave.
6. Ch –32399.
7. Ch 32400–.
8. Ch –52789.
9. Ch 52790–.

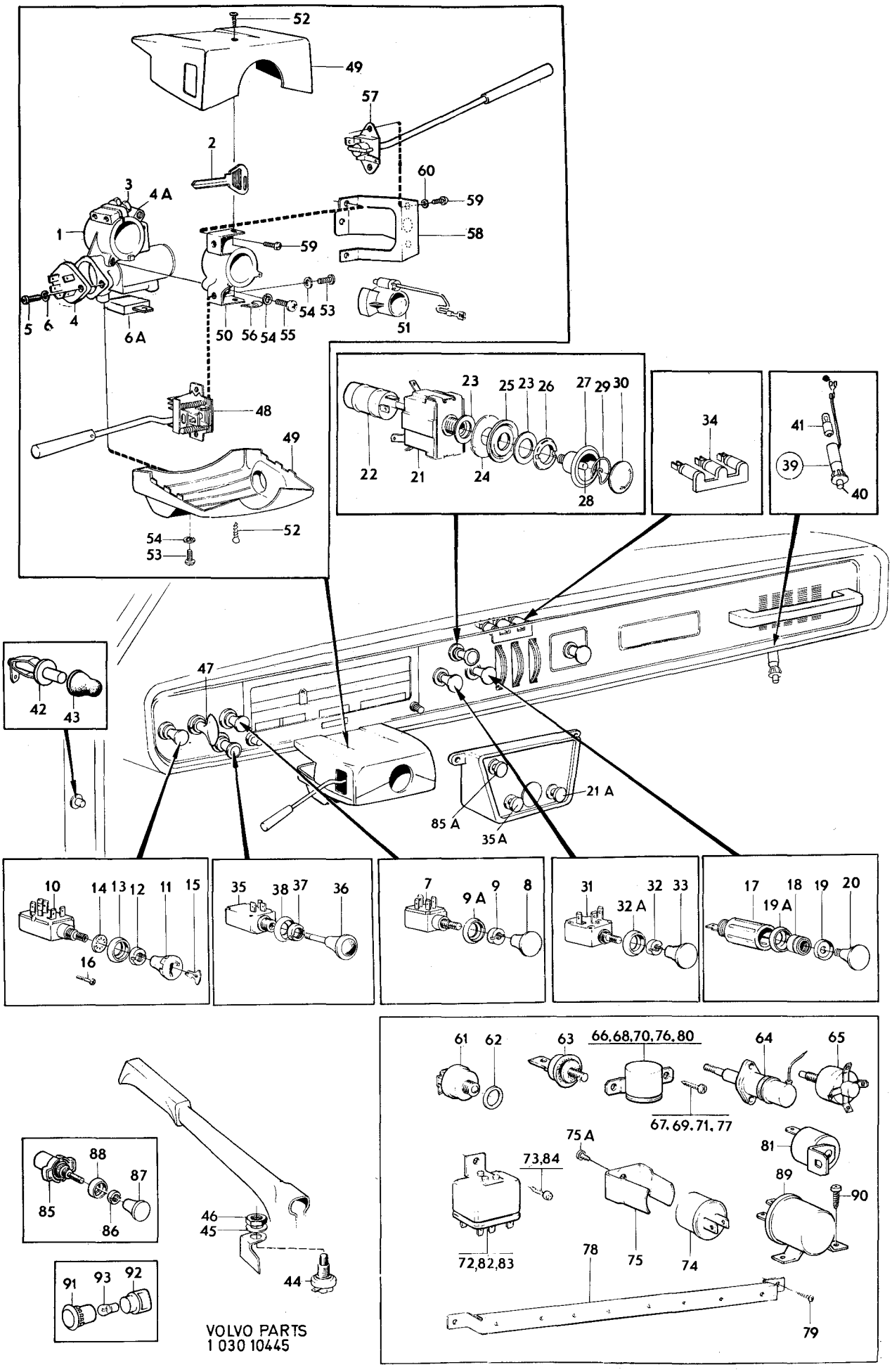

VOLVO PARTS
1 030 10445

Sida / Page	Grupp / Group	Kopplings–och kontrollorgan CH–74449	Connecting and control unit CH–74449	Illustration 10445 1975-12	1000
68	3				

Pos. Fig.	Antal/Quantity				Detalj nr Part No	Benämning	Description	Sats Kit	Anmärkning Notes	
19a	1	–	–	–	677717-1	Prydnadsbricka	Trim washer			1140
20	1	–	–	–	677796-5	Knopp	Button	2	6) EXCL USA CAN	1160
	1	–	–	–	677796-5	Knopp	Button	2	7,8)	1180
	1	–	–	–	1212978-9	Knopp	Button		(687239)	1200
	1	–	–	–	673107-9	Knopp	Button		6) USA CAN	1220
21	1	–	–	–	673380-2	Strömställare, varningsblinkers	Switch warning flasher	1	CH 12200–52789	1240
									INCL USA CAN CH–52789	1260
21a	1	–	–	–	688628-7	Strömställare, varningsblinkers	Switch warning flasher	1	CH 52790–.	1280 1300
22	1	–	–	–	686452-4	Blinkdon	Relay		CH 12200–52789 INCL	1320
									USA CAN CH–52789	1340
	1	–	–	–	1214007-5	Blinkdon	Relay		9) EXCL USA CAN	1360
	1	–	–	–	1210124-2	Blinkdon	Relay		9) USA CAN	1
23	1	–	–	–	673385-1	Bricka	Washer		CH 12200–52789	1400
									INCL USA CH–52789	1
24	1	–	–	–	673387-7	Distansbricka	Spacer washer		CH 12200–52789	1
									INCL USA CAN CH–52789	1460
25	1	–	–	–	673386-9	Bricka	Washer		CH 12200–52789	1480
									INCL USA CAN CH–52789	1
26	1	–	–	–	673388-5	Mutter	Nut		CH 12200–52789	1520
									INCL USA CAN CH–52789	1540
27	1	–	–	–	673381-0	Knopp	Button	2	CH 12200–52789	1
									INCL USA CAN CH–52789	1580
									EXCL VENV	1600
28	1	–	–	–	277747-2	•Glödlampa	•Bulb	1		1620
29	1	–	–	–		•Fjäder	•Spring	8		1640
30	1	–	–	–		•Glas	•Lens	8		1660
	1	–	–	–	686927-5	Plugg	Plug		8) VENV	1680
	1	–	–	–	685834-4	Plugg	Plug		9) VENV	1700
31	1	–	–	–	677440-0	Strömställare, bilvärmare	Switch, heater		6) EXCL USA CAN	1720 1740
	1	–	–	–	677440-0	Strömställare bilvärmare	Switch heater	1	7) INCL USA CAN	1760 1780
	1	–	–	–	680093-2	Strömställare, bilvärmare	Switch, heater		6) USA CAN	1800 1820
32	1	–	–	–	654442-3	Mutterbricka	Nut washer		EXCL USA CAN CH–12417	1840
	1	–	–	–	940140-7	Mutter	Nut		USA CAN CH–12417	1860
	1	–	–	–	940140-7	Mutter	Nut		CH 12418–	1880
32a	1	–	–	–	677717-1	Prydnadsbricka	Trim washer		8)	1
	1	–	–	–	688688-1	Bricka ''FAN''	Washer ''FAN''		9)	1
33	1	–	–	–	677843-5	Knopp	Button	2	6) EXCL USA CAN	1940
	1	–	–	–	677843-5	Knopp	Button	2	7,8) INCL USA CAN	1
	1	–	–	–	687227-9	Knopp	Button	2	9)	1
	1	–	–	–	673108-7	Knopp	Button		6) USA CAN	2000
34	–	–	–	–		Belysning, värmereglage	Illumination, heater control		SE GRUPP 9	2020 2
35	1	–	–	–	681340-6	Strömställare, bakruta	Switch, rear window	1	8)	2060 2080
35a	1	–	–	–	688627-9	Strömställare bakruta	Switch rear window	1	9)	2 2120
36	1	–	–	–	681478-4	Knopp	Button	2	8)	2140
37	1	–	–	–	673225-9	Mutterbricka	Nut washer		8)	2160
38	1	–	–	–	940109-2	Låsbricka	Lock washer	0		2180
39	1	–	–	–	680363-9	Handskfacksbelysning	Glowe box illumination			2200
40	1	–	–	–	1215017-3	Kontakt	Contact		(658383)	2220
41	1	–	–	–	277703-5	Glödlampa	Bulb	1	BA9S 12V 4W	2240
42	2	–	–	–	681848-8	Dörrströmbrytare innerbelysning	Door switch courtesy lamp	1	EXCL USA CAN CH 12200–31012	2260 2280

6. Ch –32399.
7. Ch 32400–.
8. Ch –52789.
9. Ch 52790–.

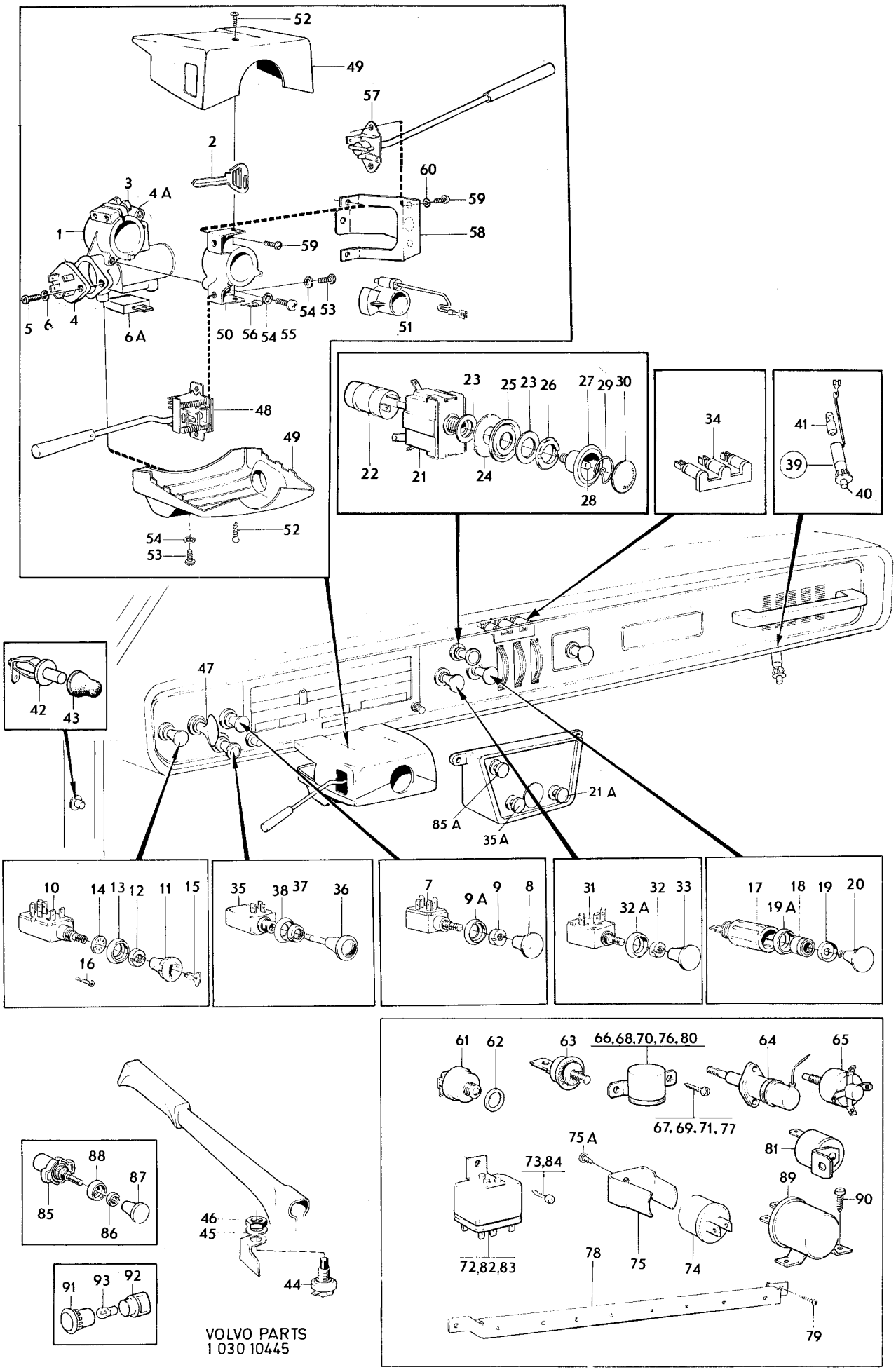
52
49
57
2
60
3
4 A
59
1
58
59
5
6
4
6 A
50
56
54
55
54
53
51
48
49
54
53
52
23
25
23
26
27
29
30
22
21
24
28
34
41
39
40
42
43
47
21 A
85 A
35 A
10
14
13
12
11
15
16
35
38
37
36
7
9 A
9
8
31
32 A
32
33
17
18
19
20
19 A
61
62
63
66,68,70,76,80
64
65
67, 69, 71, 77
75 A
73,84
81
89
90
72,82,83
78
75
74
79
88
87
85
86
46
45
44
91
93
92
VOLVO PARTS
1 030 10445

Sida / Page	70	Grupp / Group	3	Kopplings–och kontrollorgan CH–74449	Connecting and control unit CH–74449	Illustration 10445 1975-12	1000

Pos. Fig.	Antal/Quantity				Detalj nr Part No	Benämning	Description	Sats Kit	Anmärkning Notes	
	1	–	–	–	681848-8	Dörrströmbrytare innerbelysning	Door switch, courtesy lamp		USA CAN CH 12200–31011	2300 2320
	1	–	–	–	684053-2	Dörrströmbrytare, innerbelysning, förarsida	Door switch courtesy lamp, drive side		USA CAN CH 12200–31011	2340 2360
43	2	–	–	–	681850-4	Tätning	Sealing	1	(679378)	2380
44	1	–	–	–	672995-8	Strömbrytare, handbromskontroll	Switch, handbrake control	1		2400 2420
45	1	–	–	–	940143-1	Låsbricka	Lock washer	0		2440
46	1	–	–	–	942914-3	Mutter	Nut	0		2460
48	1	–	–	–	1210245-5	Körvisaromkopplare	Directional indicator switch		VST. HST GV. HST RV CH 52790–	2480 2500
	1	–	–	–	1210246-3	Körvisaromkopplare	Directional indicator switch		HST BW35 CH 52790– (682879) (675872) HST RV, HST BW35 CH – 52789	2520 2540 2560 2580
49	1	–	–	–	680823-2	Hus, kmpl	Housing, cpl	3	M400 GV	2600
	1	–	–	–	680823-2	Hus, kmpl	Housing, cpl	3	BW35 CH 52790–	2620
	1	–	–	–	681760-5	Hus, kmpl	Housing, cpl		M410 GV ERS AV 680823–2	2640
	1	–	–	–	680825-7	Hus, kmpl	Housing, cpl	3	VST RV, VST BW35 CH–52789	2660 2680
	1	–	–	–	680826-5	Hus, kmpl	Housing, cpl	3	HST RV, HST BW35 CH–52789	2700 2720
50	1	–	–	–	675947-6	Fäste	Anchorage			2740
51	1	–	–	–	681439-6	Medbringare	Companion flange			2760
52	2	–	–	–	955156-5	Skruv	Screw	0		2780
53	4	–	–	–	950019-0	Skruv	Screw	0		2800
54	6	–	–	–	941905-2	Fjädrande bricka	Resilient washer	0		2820
55	2	–	–	–	940204-1	Skruv	Screw	0		2840
56	2	–	–	–	941387-3	Clips	Clip	0		2860
57	1	–	–	–	677479-8	Strömställare, överväxel	Switch, overdrive	2	M410	2880
58	1	–	–	–	681935-3	Konsol	Bracket		M410	2900
59	4	–	–	–	950019-0	Skruv	Screw	0	M410	2920
	1	–	–	–	950045-5	Skruv	Screw	0	M410	2940
60	4	–	–	–	941905-2	Fjädrande bricka	Resilient washer	0	M410	2960
	1	–	–	–	941906-0	Fjädrande bricka	Resilient washer	0	M410	2980
61	1	–	–	–		Strömbrytare, överväxel	Switch, overdrive		SE GRUPP 4	3000
62	1	–	–	–	11996-6	Bricka	Washer	0	M410	3020
63	1	–	–	–		Strömbrytare backljus	Switch, back–up lamp		M400, M410 SE GRUPP 4	3040 3060
64	1	–	–	–		Manövermagnet	Control selenoid		M410 SE GRUPP 4	3080
65	1	–	–	–		Strömbrytare startspärr och backljus	Switch, starter lock and back–upp lamp		BW35 SE GRUPP 4	3100 3120
66	1	–	–	–	669102-6	Relä, backljus	Relay, back–up lamp	1	M400, M410	3140
67	2	–	–	–	955125-0	Skruv	Screw	0	M400, M410	3160
68	1	–	–	–	669102-6	Relä, överväxel	Relay, overdrive	1	M410	3180
69	2	–	–	–	955125-0	Skruv	Screw	0	M410	3200
70	1	–	–	–	669102-6	Relä, startmotorns manövermagnet	Relay, solenoid for starter motor	1	BW35	3220 3240
71	2	–	–	–	955126-8	Skruv	Screw	0	BW35	3260
72	1	–	–	–	688355-7	Stegrelä hel–och halvljus samt ljussignal	Step relay, headlamps and flasher lamps	1	(680664)	3280 3300
73	1	–	–	–	955125-0	Skruv	Screw	0		3320
74	1	–	–	–	667407-1	Blinkdon, blinklykta	Flasher, relay	1		3340
75	1	–	–	–	667538-3	Hållare	Retainer			3360
75a	1	–	–	–	955137-5	Skruv	Screw			3380
76	1	–	–	–	669102-6	Relä, signalhorn	Relay horn	1		3400
77	2	–	–	–	955125-0	Skruv	Screw	0		3420
78	1	–	–	–	680555-0	Panel för reläer	Plate for relays		CH–46453 ERS AV 1210135	3440
	1	–	–	–	1210135-8	Panel för reläer	Plate for relays		CH 46454–	3460
79	2	–	–	–	958236-2	Skruv	Screw	0		3480
80	1	–	–	–	683408-9	Relä, tändningslås	Relay, ignition switch	2	(681576)	3500 3510

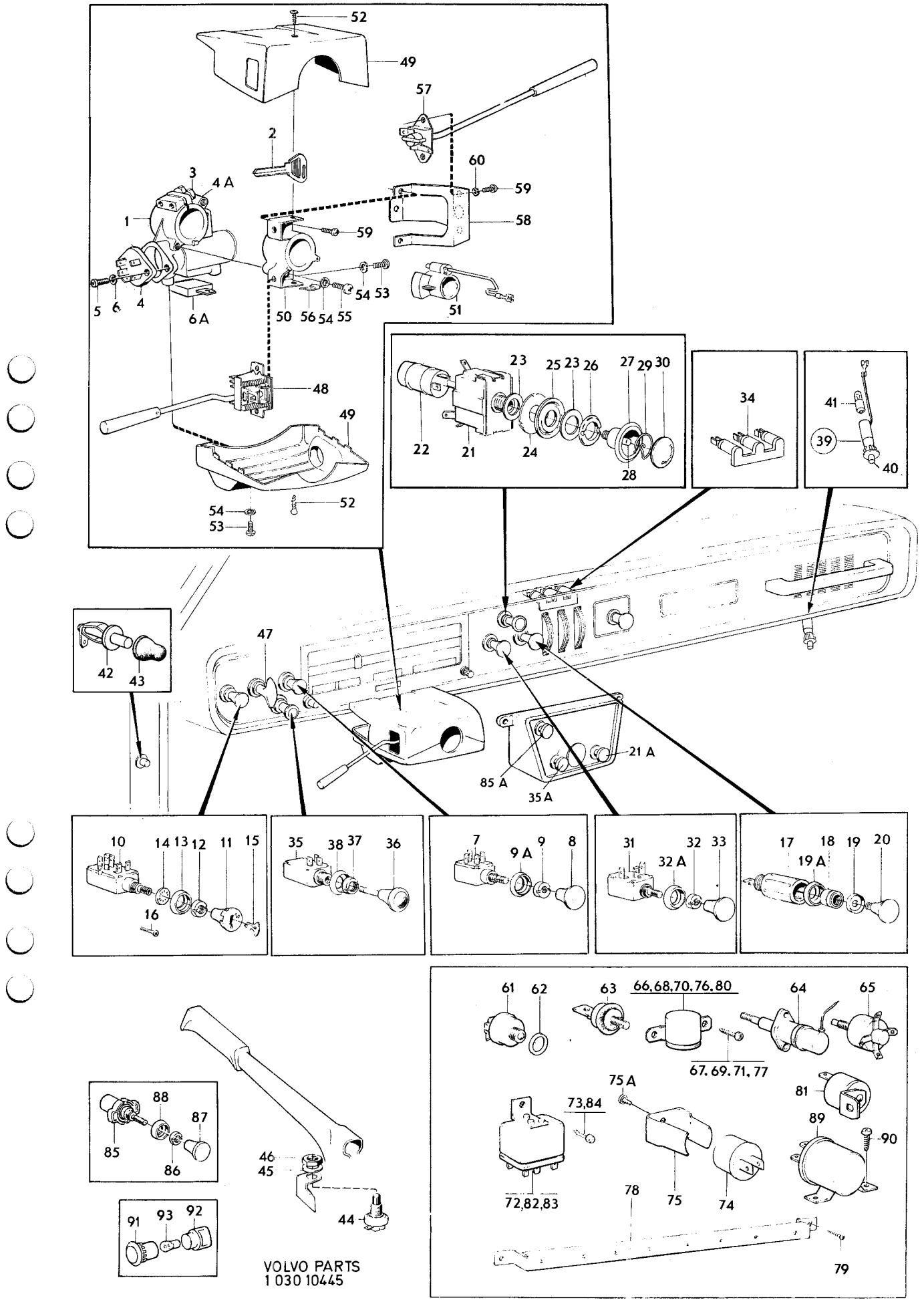
52
49
57
2
60
3
4 A
59
1
58
59
5
6
4
6 A
50
56
54
55
54
53
51
48
49
54
53
52
23
25
23
26
27
29
30
22
21
24
28
34
41
39
40
42
43
47
21 A
85 A
35 A
10
14
13
12
11
15
16
35
38
37
36
7
9 A
9
8
31
32
32 A
33
17
18
19
19 A
20
61
62
63
66,68,70,76,80
64
65
67, 69, 71, 77
75 A
73,84
81
89
90
72,82,83
78
75
74
79
88
87
85
86
46
45
44
91
93
92
VOLVO PARTS
1 030 10445

Sida / Page	72	Grupp / Group	3	Kopplings–och kontrollorgan CH–74449	Connecting and control unit CH–74449	Illustration 10445 1975-12	1000

Pos. Fig.	Antal/Quantity				Detalj nr Part No	Benämning	Description	Sats Kit	Anmärkning Notes	
81	1	–	–	–	1212741-1	Summer, tändningslås	Buzzer, ignition switch			3520 3540
	1	–	–	–	688422-5	Summer, ljuskontroll	Buzzer, light–control	2	B30E, B30F, CH 52790–.	3560
82	1	–	–	–	243028-8	Huvudrelä, bränsleinsprutning	Main relay, fuel injection			3580 3600
83	1	–	–	–	241812-7	Relä, bränslepump	Relay, fuel pump	1		3620
84	ERF	–	–	–	955137-5	Skruv	Screw	0		3640
85	1	–	–	–	686065-4	Strömställare, dimljus	Switch, fog light	2	CH 12200–52789 EXCL USA CAN	3660 3680
85a	1	–	–	–	686970-5	Strömställare, dimljus	Switch, fog light	2	CH 52790– EXCL USA CAN	3700 3720
86	1	–	–	–	680364-7	Mutterbricka	Nut washer		CH 12200–52789 EXCL USA CAN	3740 3760
87	1	–	–	–	680365-4	Knopp	Button	2	CH 12200–52789 EXCL USA CAN	3780 3800
88	1	–	–	–	677717-1	Prydnadsbricka	Trim washer		CH 12200–52789 EXCL USA CAN	3820 3840
89	1	–	–	–	672599-8	Relä, dimljus	Relay, fog light	1	CH 12000– EXCL USA CAN	3860
90	1	–	–	–	955139-1	Skruv	Screw	0	CH 12000– EXCL USA CAN	3880
91	1	–	–	–	687979-5	Kontrollampa, bilbälte	Control lamp, safety belt	8	CH 62334–	3900
92	1	–	–	–	677292-5	Lamphållare	Lamp socket		CH 62334–	3940
93	1	–	–	–	277747-2	Glödlampa	Bulb		CH 62334–	3960

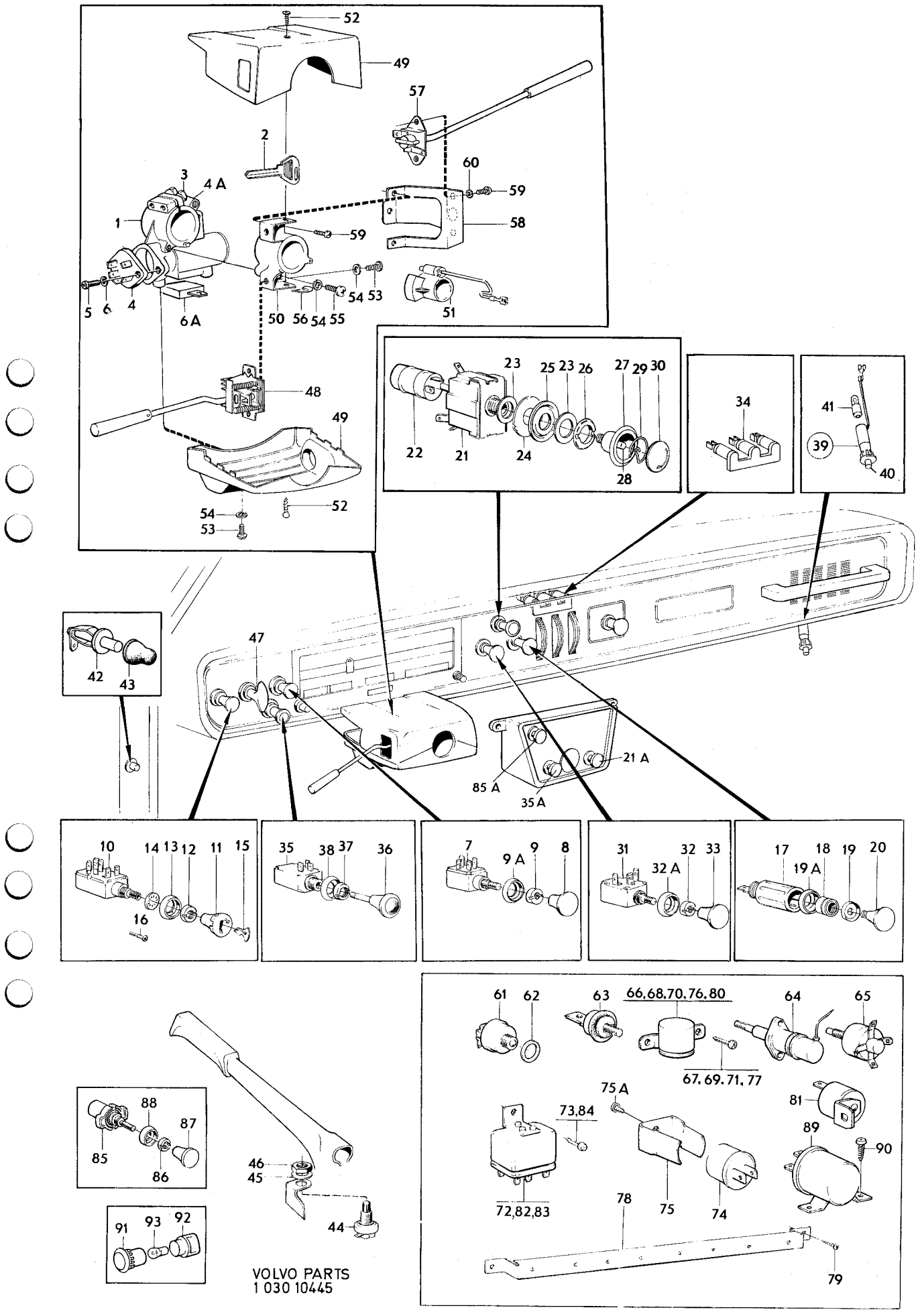

VOLVO PARTS
1 030 10445

Sida / Page	Grupp / Group	Kopplings–och kontrollorgan CH 74450–	Connecting and control unit CH 74450–	Illustration 14127 1975-12	1050
74	3				

Pos. Fig.	Antal/Quantity				Detalj nr Part No	Benämning	Description	Sats Kit	Anmärkning Notes	
1	1	–	–	–	1212375-8	Ratt–och startlås	Column lock and ignition switch			0020 0040
2	1	–	–	–	1212343-6	•Nyckelämne	•Key blank		3)	0060
3	1	–	–	–	1212421-0	•Startkontakt	•Starter switch			0080
4	2	–	–	–	956060-8	•Skruv	•Screw			0100
5	2	–	–	–	1212280-0	Bricka	Washer			0120
6	1	–	–	–	1210318-0	Fäste	Anchorage			0140
7	2	–	–	–	1210365-1	Skruv	Screw			0160
8	1	–	–	–	946147-6	Skruv	Screw			0180
9	1	–	–	–	1212554-8	Ljusomkopplare	Light switch			0200
10	1	–	–	–	687227-9	Knopp	Button	2		0220
11	1	–	–	–	940140-7	Mutter	Nut			0240
12	1	–	–	–	687233-7	Bricka	Washer			0260
13	1	–	–	–	1212593-6	Cigarettändare	Cigarette lighter	3		0280
13a	1	–	–	–	662108-0	Glödkropp	Glow filament			0300
13b	1	–	–	–	93554-4	Bricka	Washer		CH –133755	0320
	1	–	–	–	960138-6	Bricka	Washer		CH 133756–	0340
14	1	–	–	–	1212978-9	Knopp	Button			0360
15	1	–	–	–	1210131-7	Strömställare, dimljus	Switch fog light	1		0380
	1	–	–	–	1207329-2	Strömställare, neutral, för extra utrustning	Switch, neutral for optional equipment			0400 0420
	1	–	–	–	1210134-1	Strömställare, bakruta	Switch rear window			0440 0460
	1	–	–	–	1210133-3	Strömställare varningsblinkers	Switch warning flasher		INCL FRANCE CH 94193–	0480 0500
	1	–	–	–	1212706-4	Strömställare kompressor	Switch, compressor		MAC	0520 0540
	1	–	–	–	1215138-7	Strömställare, fönsterhiss	Switch, window elevator		USA CAN CH 132567–	0560 0580
	1	–	–	–	1210690-2	Lock	Cover		FRANCE CH–94192	0600
15a	2	–	–	–	1215611-3	Clips	Clips			0620
16	1	–	–	–	1212542-3	Reostat	Reostat			0640
17	1	–	–	–	1212770-0	Mutterbricka	Nut washer			0660
18	1	–	–	–	1212582-9	Knopp	Button			0680
19	–	–	–	–	1212537-3	Kontrollampa säkerhetsbälte	Control lamp safety belt			0700 0720
20	1	–	–	–	277703-5	•Glödlampa	•Bulb		12V, 2W	0740
21	1	–	–	–	686374-0	Handskfacksbelysning	Glove box illumination			0760
22	1	–	–	–	277703-5	•Glödlampa	•Bulb		12V, 2W	0780
23	1	–	–	–	663095-8	•Lamphållare	•Lamp socket			0800
24	1	–	–	–	681848-8	Strömbrytare	Switch			0820
25	–	–	–	–		Värmereglage	Heater control		SE GRUPP 9	0840
26	–	–	–	–		Fläkt	Fan		SE GRUPP 9	0860
27	1	–	–	–	1212530-8	Ljuslist, strömställare	Light moulding, switch			0880
28	2	–	–	–	945547-8	Hållare	Retainer			0900
29	1	–	–	–	1212931-8	Lamphållare, strömst.	Lamp socket, switch			0920
	2	–	–	–	677292-5	Lamphållare, värmeregl.	Lamp socket, heater			0940
30	3	–	–	–	277747-2	Glödlampa	Bulb			0960
31	3	–	–	–	687837-5	Lamphållare instrumentbelysning	Lamp socket instrument lighting			0980 1000
32	3	–	–	–	277701-9	Glödlampa	Bulb			1020
32a	3	–	–	–	1210068-1	Clips	Clips			1040
33	1	–	–	–	1214122-2	Dörrströmbrytare innerbelysning passagerarsida	Door switch courtesy lamp, passenger side	1		1060 1080 1100
	1	–	–	–	1214114-9	Dörrströmbrytare, innerbelysning förarsida	Door switch courtesy lamp driver side		ALT 1, 2–POL	1120 1140 1160
	1	–	–	–	1214122-2	Dörrströmbrytare, innerbelysning förarsida	Door switch courtesy lamp driver side		ALT 2, 1–POL	1180 1200

3. Beställes inom Svergie hos AB Volverk, Göteborg. Övriga länder hos AB Volvo, Göteborg. Vid beställning skall detalj– och nyckelnummer uppgivas. State part and key number when ordering. Mentionner le No de réf et de clé. Angabe über Herstellungs– und Schlüsselnummer. Indique el número de la llave.

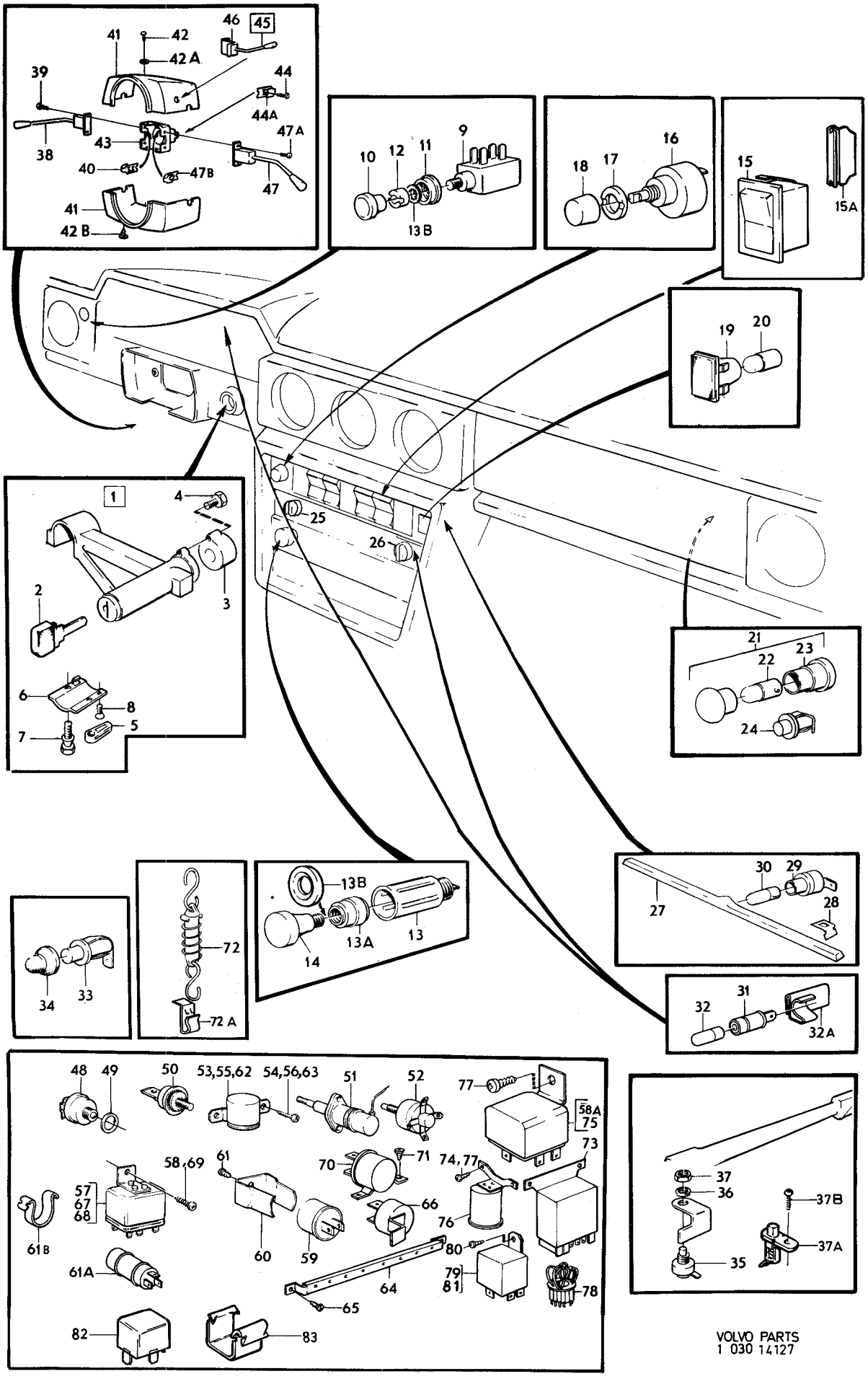

VOLVO PARTS
1 030 14127

Sida 76 Grupp 3 Kopplings–och kontrollorgan — Connecting and control unit — Illustration 14127 1050
Page Group CH 74450– CH 74450– 1975-12

Pos. Fig.	Antal/Quantity				Detalj nr Part No	Benämning	Description	Sats Kit	Anmärkning Notes	
34	2	–	–	–	681850-4	Tätning	Seal			1240
35	1	–	–	–	672995-8	Strömbrytare, handbromskontroll	Switch handbrake control		CH–132566	1260 1280
36	1	–	–	–	940143-1	Låsbricka	Lock washer		CH–132566	1300
37	1	–	–	–	942914-3	Mutter	Nut		CH–132566	1320
37a	1	–	–	–	1214741-9	Strömbrytare, handbromskontroll	Switch handbrake control		CH 132567–	1340 1360
37b	1	–	–	–	955114-4	Skruv	Screw		CH 132567–, B4X8	1380
38	1	–	–	–	1212022-6	Körvisaromkopplare	Directional indicator switch		CH 74450–102949	1400 1420
	1	–	–	–	1215252-6	Körvisaromkopplare	Directional indicator switch		CH 102950–	1440 1460
39	2	–	–	–	947073-3	Skruv för 1212022	Screw for 1212022		B8X12	14[illegible]
	2	–	–	–	950020-8	Skruv för 1215252	Screw for 1215252		NR10–24–9,5	15[illegible]
40	2	–	–	–	941387-3	Clips för 947073	Clips for 947073		TID UTF CH–94647	1520
	2	–	–	–	95395-0	Clips för 947073	Clips for 947073		SEN UTF CH 94648–102949	15[illegible] 1560
41	1	–	–	–	1212180-2	Hus, kmpl	Housing, cpl		CH 74450–102949	1580
	1	–	–	–	1206834-2	Hus, kmpl	Housing, cpl		CH 102950–	16[illegible]
42	2	–	–	–	946088-2	Skruv, övre för 1212180	Screw upper for 1212180		L 25	16[illegible]
	2	–	–	–	946824-0	Skruv, övre för 1206834	Screw upper for 1206834		L 13	1640
42a	2	–	–	–	95395-0	Clips för 946088	Clips for 946088		CH 74450–102949	16[illegible]
42b	2	–	–	–	955140-9	Skruv nedre för 1212180	Screw lower for 1212180		L 16	16[illegible]
	2	–	–	–	950020-8	Skruv nedre för 1206834	Screw lower for 1206834		L 9,5	1700
43	1	–	–	–	1212282-6	Fäste	Anchorage		TID UTF ERS AV 1ST 1206807–8, 6ST 95395–0	1720 1740
	1	–	–	–	1206807-8	Fäste	Anchorage		CH 94648–102949	1760
	1	–	–	–	1206877-1	Fäste	Anchorage		CH 102950–	1780
44	2	–	–	–	950019-0	Skruv	Screw		CH–102949	1800
44a	2	–	–	–	945626-0	Clips	Clips		CH–102949	1820
45	1	–	–	–	1206100-8	Strömställare, överväxel	Switch, overdrive		M410 CH–102949	1840
	1	–	–	–	1221446-6	Strömställare, överväxel	Switch, overdrive		M410 CH 102950–132566	1860
	1	–	–	–		Strömställare, överväxel	Switch, overdrive		M410 CH 132567– SE GRUPP 4	1880 1900
46	1	–	–	–		•Konsol	•Bracket	8	CH–132566	1920
47	1	–	–	–	685351-9	Strömställare, vind– rutetorkare, spolning	Switch, windscreen wiper and washer		CH–102949	1940 1960
	1	–	–	–	1215253-4	Strömställare, vind– rutetorkare, spolning	Switch, windscreen wiper and washer		CH 102950–	1980 2000
47a	2	–	–	–	947073-3	Skruv för 685351	Screw for 685351		EXCL M410 B8X12	20[illegible]
	2	–	–	–	947074-1	Skruv för 685351	Screw for 685351		M410 B8X14	20[illegible]
	2	–	–	–	950020-8	Skruv för 1215253	Screw for 1215253		NR10–24X9,5	2060
47b	2	–	–	–	941387-3	Clips för 947073,947074	Clips for 947073,947074		TID UTF CH–94647	20[illegible]
	2	–	–	–	95395-0	Clips för 947073,947074	Clips for 947073,947074		SEN UTF	2100
48	1	–	–	–		Strömbrytare, överväxel	Switch, overdrive		SE GRUPP 4	2120
49	1	–	–	–	11996-6	Bricka	Washer		M410	21[illegible]
50	1	–	–	–		Strömbrytare backljus	Switch, back–up, lamp		M400, M410 SE GRUPP 4	21[illegible] 2180
51	1	–	–	–		Manövermagnet	Control solenoid		M410 SE GRUPP 4	22[illegible]
52	1	–	–	–		Strömbrytare startspärr och backljus	Switch, starter lock and back–up lamp		BW35 SE GRUPP 4	22[illegible] 2240
53	1	–	–	–	669102-6	Relä, överväxel	Relay, overdrive		M410	2260
54	2	–	–	–	955125-0	Skruv	Screw		M410	2280
55	1	–	–	–	669102-6	Relä, startmotorns manövermagnet	Relay solenoid for starter motor			2300 2320
56	2	–	–	–	955126-8	Skruv	Screw			2340
57	1	–	–	–	688357-3	Stegrelä hel–och halvljus samt ljussignal	Step relay, head lamps and flasher lamps		(688355)	2360 2380
58	1	–	–	–	955125-0	Skruv	Screw			2400
58a	1	–	–	–	1214764-1	Relä för belysning,	Booster relay at		TID UTF	2420
–	–	–	–			Vid stegrelä	Step relay			2440
59	1	–	–	–	667407-1	Blinkdon, blinklykta	Flasher, relay			2460

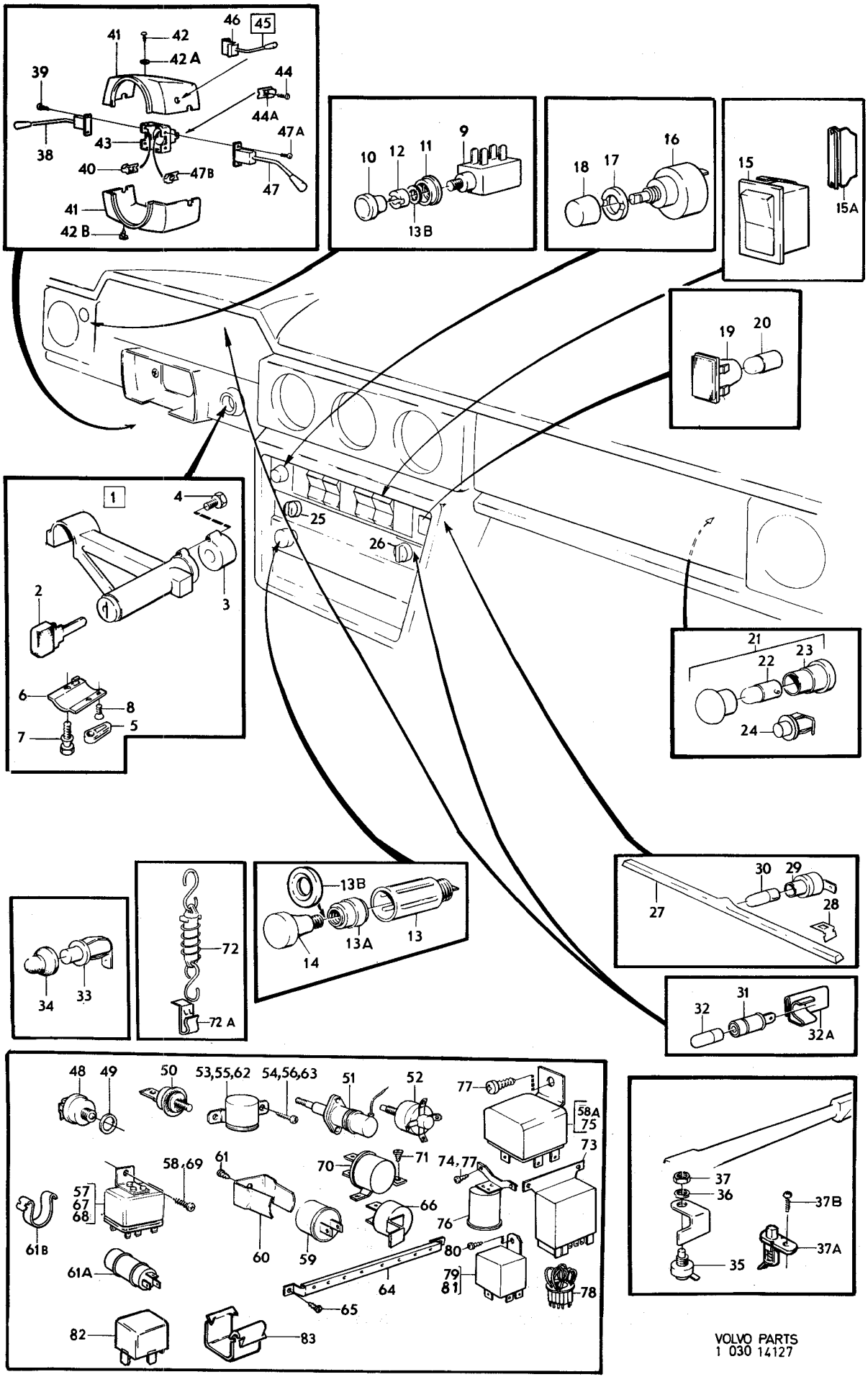

VOLVO PARTS
1 030 14127

Sida / Page	Grupp / Group	Kopplings–och kontrollorgan / Connecting and control unit	Illustration
78	3	CH 74450– / CH 74450–	14127 1975-12

Pos. Fig.	Antal/Quantity				Detalj nr Part No	Benämning	Description	Sats Kit	Anmärkning Notes	
60	1	–	–	–	667538-3	Hållare	Retainer			2480
61	1	–	–	–	955137-5	Skruv	Screw			2500
61a	1	–	–	–	1214007-5	Blinkdon, varningsblinkers	Relay, warning flasher		CH–102949, EXCL USA CAN SM	2520 2540
	1	–	–	–	1210124-2	Blinkdon, varningsblinkers	Relay, warning flasher		USA CAN CH–102949 SM CH 94430–102949	2560 2580
	1	–	–	–	1210124-2	Blinkdon varningsblinkers	Relay, warning flasher		CH 102950–	2600 2620
61b	1	–	–	–	942621-4	Clips för 1214007	Clip for 1214007			2640
	1	–	–	–	1234599-7	Clips för 1210124	Clip for 1210124			2660
62	1	–	–	–	669102-6	Relä, signalhorn	Relay, horn		CH–94608, EXCL USA CAN, USA CAN CH–96274	2680 2700
63	2	–	–	–	955125-0	Skruv	Screw		CH–94608, EXCL USA CAN, USA CAN CH–96274	2720 2740
64	1	–	–	–	1210135-8	Panel för reläer	Plate for relays			2760
65	2	–	–	–	958236-2	Skruv	Screw			2780
66	1	–	–	–	1214293-1	Summer bilbälte	Buzzer safety belt		EXCL SM CH 94430–, USA CAN CH–102949	2800 2820
	1	–	–	–	1214293-1	Summer, nyckel	Buzzer, key		USA CAN	2840
	2	–	–	–	1214293-1	Summer, nyckel, bilbälte	Buzzer, key, safety belt		USA CAN SEN UTF	2860 2880
	1	–	–	–	1212957-3	Clips	Clips		USA CAN	2900
	2	–	–	–	1212957-3	Clips	Clips		USA CAN SEN UTF	2920
	1	–	–	–	1214294-9	Summer, ljuskontroll	Buzzer, light–control			2940
67	–	–	–	–	243028-8	Huvudrelä bränsleinsprutning	Main relay fuel injection			2960 2980
68	1	–	–	–	241812-7	Relä, bränslepump	Relay, fuel pump			3000
69	ERF	–	–	–	955137-5	Skruv	Screw			3020
70	1	–	–	–	672599-8	Relä, dimljus	Relay, fog light		EXCL USA CAN	3040
71	1	–	–	–	955139-1	Skruv, B10X14	Screw, B10X14		EXCL USA CAN SM	3060
	1	–	–	–	955125-0	Skruv, B8X8	Screw B8X8		SM	3080
72	ERF	–	–	–	1221148-8	Strömbrytare, stol	Switch, seat			3100
72a	ERF	–	–	–	1207902-6	Clips	Clips			3120
73	1	–	–	–	1212998-7	Startblockeringsenhet	Ignition interlock device		CH 132950–143026 USA. CAN TID UTF.	3140 3160
73a	1	–	–	–	1234552-6	Bältespåminnare	Seat belt reminder		CH 143027– USA. EXCL CAN.	3180 3200
74	2	–	–	–	955137-5	Skruv	Screw		CH 102950– USA,CAN, JAPAN.	3220 3240
75	1	–	–	–	1214764-1	Relä för startspärr	Relay for starting inhibitor		CH 102950–138309 USA, JAPAN.CAN TID UTF	3260 3280
76	1	–	–	–	1215684-0	Glödtrådsvakt	Bulb failure warning unit		(1212996) CH 102950–132566 EXCL GERMANY	3300 3320 3340
	1	–	–	–	1215684-0	Glödtrådsvakt	Bulb failure warning unit		(1212996) CH 132567–, –OMKR–139880 EXCL GERMANY.	3360 3380 3400
	1	–	–	–	1215602-2	Glödtrådsvakt	Bulb failure warning unit		CH OMKR 139880– –149585 EXCL GERMANY	3420 3440 3460
	1	–	–	–	1234653-2	Glödtrådsvakt	Bulb failure warning unit		CH 149586– EXCL GERMANY	3480 3500
77	2	–	–	–	955137-5	Skruv	Screw		EXCL GERMANY, CH 132950–132566	3520 3540
78	1	–	–	–	1215063-7	Överkoppling	Over coupling bulb failure warning unit		CH 102950– GERMANY	3560 3580
	1	–	–	–	1215589-1	Överkoppling	Over coupling		USA CAN SEN UTF	3600
79	1	–	–	–	688630-3	Relä för strålkastartorkare	Relay for headlamp wipers	S	CH 102950–	3620 3640
80	2	–	–	–	955125-0	Skruv	Screw	S	CH 102950–	3660
81	1	–	–	–	688630-3	Relä, fönsterhiss	Relay, window elevator		USA CAN CH 132567–	3680 3700
	1	–	–	–	688630-3	Relä, backljus	Relay, back–up lamp			3720

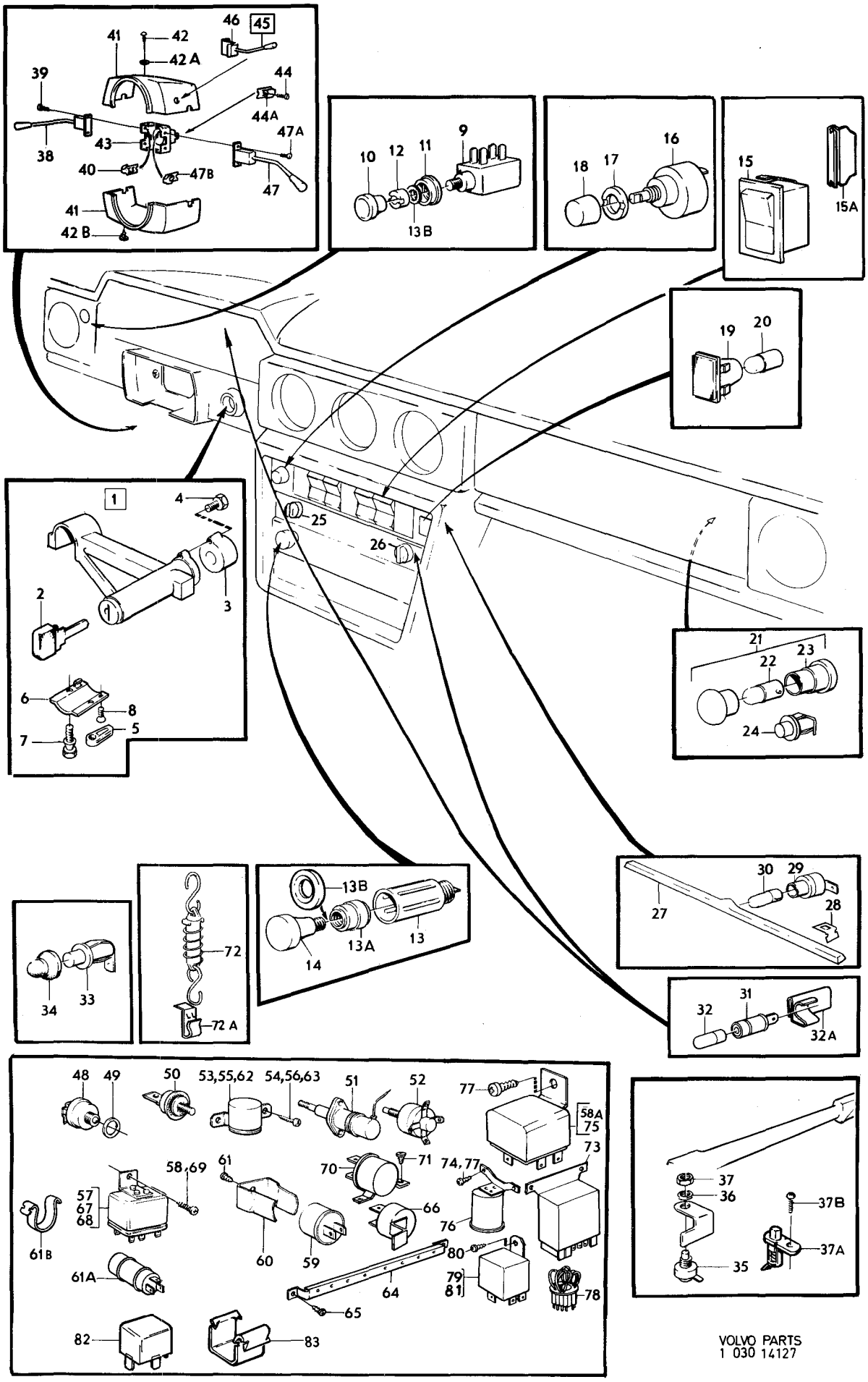

VOLVO PARTS
1 030 14127

Sida / Page	Grupp / Group	Kopplings–och kontrollorgan / Connecting and control unit		Illustration	
80	3	CH 74450–	CH 74450–	14127 1975-12	1050

Pos. / Fig.	Antal/Quantity				Detalj nr / Part No	Benämning	Description	Sats / Kit	Anmärkning / Notes	
82	1	–	–	–	1234095-6	Relä, air–condition	Relay air condition		M AC CH 132567–	3740 3760
83	1	–	–	–	1212957-3	Clips	Clips		M AC CH 132567–	3780

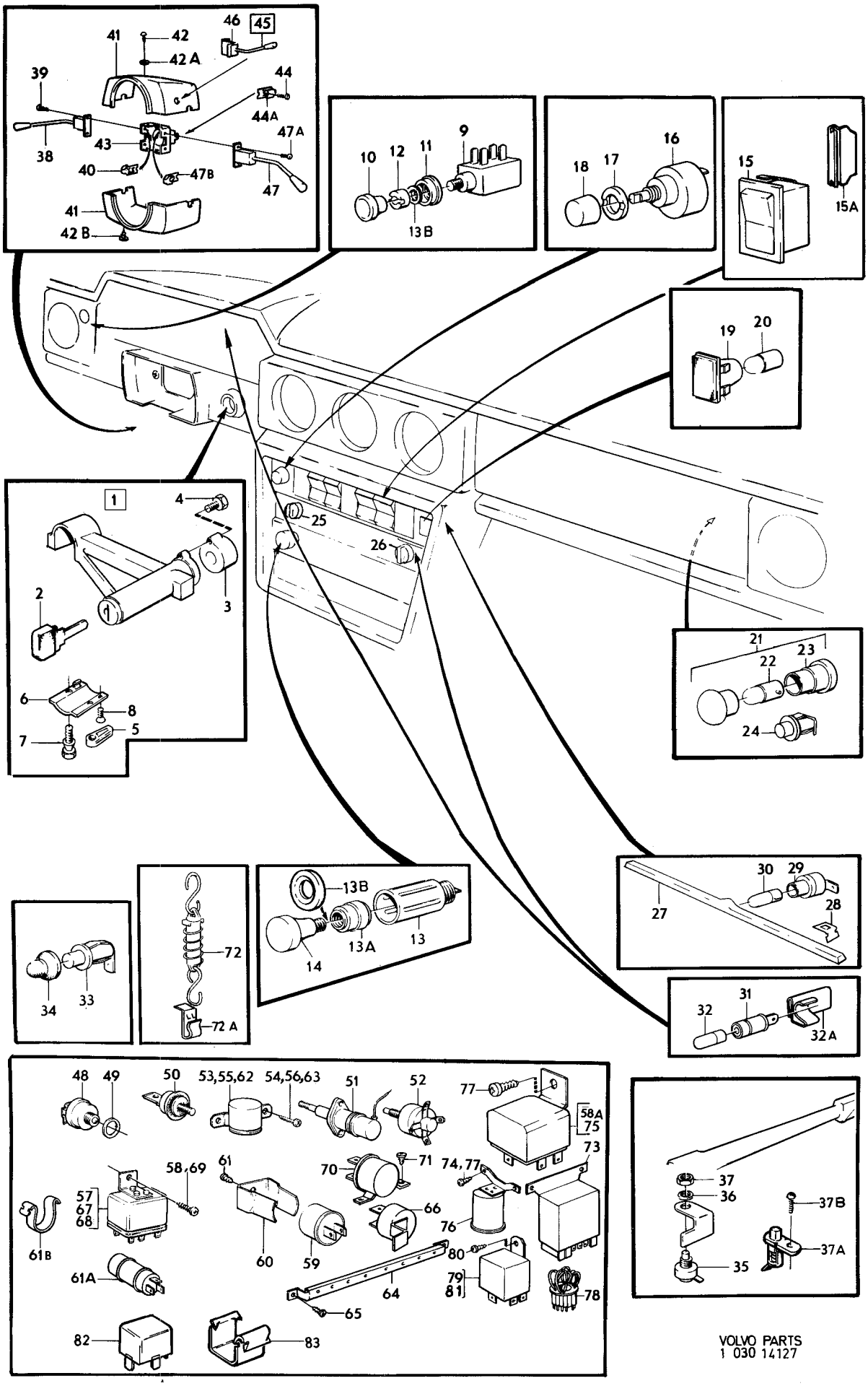

VOLVO PARTS
1 030 14127

Sida 82 Page | Grupp 3 Group | Instrumentering, instrumentutrustning | Instrumentation, instrument equipment | Illustration 14128 1975-12 | 1100

Pos. Fig.	Antal/Quantity				Detalj nr Part No	Benämning	Description	Sats Kit	Anmärkning Notes	
1	1	–	–	–	683900-5	Kombinerat instrument	Combined instrument		KM CH–45986	0020
									ERS AV 1210161–4	0040
						•Det sida 88, 1-K13	•Comps. page 88, 1-K13			0060
	1	–	–	–	1210161-4	Kombinerat instrument	Combined instrument		KM CH 45987–52789	0080
						•Det sida 90, 1-K15	•Comps. page 90, 1-K15			0100
	1	–	–	–	1210157-2	Kombinerat instrument	Combined instrument		KM CH 52790–74449	0120
						•Det sida 90, 1-K15	•Comps. page 90, 1-K15			0140
	1	–	–	–		Kombinerat instrument	Combined instrument	8	KM CH 74450–102949	0160
						•Det sida 92, 1-K17	•Comps. page 92, 1-K17			0180
	1	–	–	–		Kombinerat instrument	Combined instrument	8	KM CH 102950–132566	0200
						•Det sida 92, 1-K17	•Comps. page 92, 1-K17			0220
	1	–	–	–		Kombinerat instrument	Combined instrument	8	KM CH 132567–	[illegible]
	–	–	–	–		•Det sida 94, 1-K19	•Comps. page 94, 1-K19			[illegible]
	1	–	–	–	683901-3	Kombinerat instrument	Combined instrument		MILES CH–44659	0280
									ERS AV 1210162–2	[illegible]
						•Det sida 88, 1-K13	•Comps. page 88, 1-K13			[illegible]
	1	–	–	–	1210162-2	Kombinerat instrument	Combined instrument		MILES CH 44660–52789	0340
						•Det sida 90, 1-K15	•Comps. page 90, 1-K15			[illegible]
	1	–	–	–	1210158-0	Kombinerat instrument	Combined instrument		MILES CH 52790–74449	[illegible]
						•Det sida 90, 1-K15	•Comps. page 90, 1-K15			0400
	1	–	–	–		Kombinerat instrument	Combined instrument	8	MILES CH 74450–102949	[illegible]
						•Det sida 92, 1-K17	•Comps. page 92, 1-K17			[illegible]
	1	–	–	–		Kombinerat instrument	Combined instrument	8	MILES CH 102950–132566	0460
						•Det sida 92, 1-K17	•Comps. page 92, 1-K17			0480
	1	–	–	–		Kombinerat instrument	Combined instrument	8	MILES CH 132567–	0500
	–	–	–	–		•Det sida 94, 1-K19	•Comps. page 94, 1-K19			0520
2	1	–	–	–		Tankarmatur	Fuel gauge sender		SE GRUPP 2C	0540
3	1	–	–	–	679852-4	Temperaturgivare	Temperature sender		CH–74449	0560
	1	–	–	–	460191-0	Temperaturgivare	Temperature sender		CH 74450–	0580
3a	1	–	–	–	955894-1	Bricka	Washer		B30E,F	0600
4	1	–	–	–	679939-9	Bromskontakt	Brake contact		SE GRUPP 5	0620
5	1	–	–	–	679364-0	Bromskontakt	Brake contact		SE GRUPP 5	0640
6	1	–	–	–	672910-7	Oljetryckskontakt	Oil pressure contact			0660
7	1	–	–	–	670506-5	Drivaxel	Drive axle		M400 VST CH–33780	0680
									L 1580	0700
	1	–	–	–	688624-6	Drivaxel	Drive axle		M400 VST CH 33781	0720
									–74449. L 1580	0740
	1	–	–	–	1214307-9	Drivaxel	Drive axle		M400 VST CH 74450	0760
									–132566. L 1735	[illegible]
	1	–	–	–	670506-5	Drivaxel	Drive axle		M400 HST CH–74449	[illegible]
									L 1580	0820
	1	–	–	–	1214094-3	Drivaxel	Drive axle		M400 HST CH 74450	[illegible]
									–132566. L 1370	[illegible]
	1	–	–	–	676696-8	Drivaxel	Drive axle		M410, BW35 VST	0880
									CH–33780 L 1800	0900
	1	–	–	–	688623-8	Drivaxel	Drive axle		M410, BW35 VST	[illegible]
									CH 33781–74449 L 1880	0940
	1	–	–	–	1214055-4	Drivaxel	Drive axle		M410 VST CH 74450	[illegible]
									–132566. L 2000	[illegible]
	1	–	–	–	1234220-0	Drivaxel	Drive axle		M410 VST CH 132567–	1000
	1	–	–	–	676696-8	Drivaxel	Drive axle		M410, BW35 HST	1020
									CH–74449 L 1800	1040
	1	–	–	–	1214053-9	Drivaxel	Drive axle		M410 HST CH 74450	1060
									–132566. L 1635	1080
	1	–	–	–	1214056-2	Drivaxel	Drive axle		BW35 VST CH 74450	1100
									–132566. L 1875	1120
	1	–	–	–	1215547-9	Drivaxel	Drive axle		BW35VST CH 132567–142749	1140
									EXCL JAPAN. L 1875	1160
	1	–	–	–	1234490-9	Drivaxel	Drive axle		BW35 VST CH 142750–	1180
									EXCL JAPAN	1200
	1	–	–	–	1215563-6	Drivaxel	Drive axle		BW35 VST JAPAN	1220
									CH 132567–. L 1875	1240
	1	–	–	–	1214054-7	Drivaxel	Drive axle		BW35 HST CH 74450 –	1260
									–132566. L 1510	1280

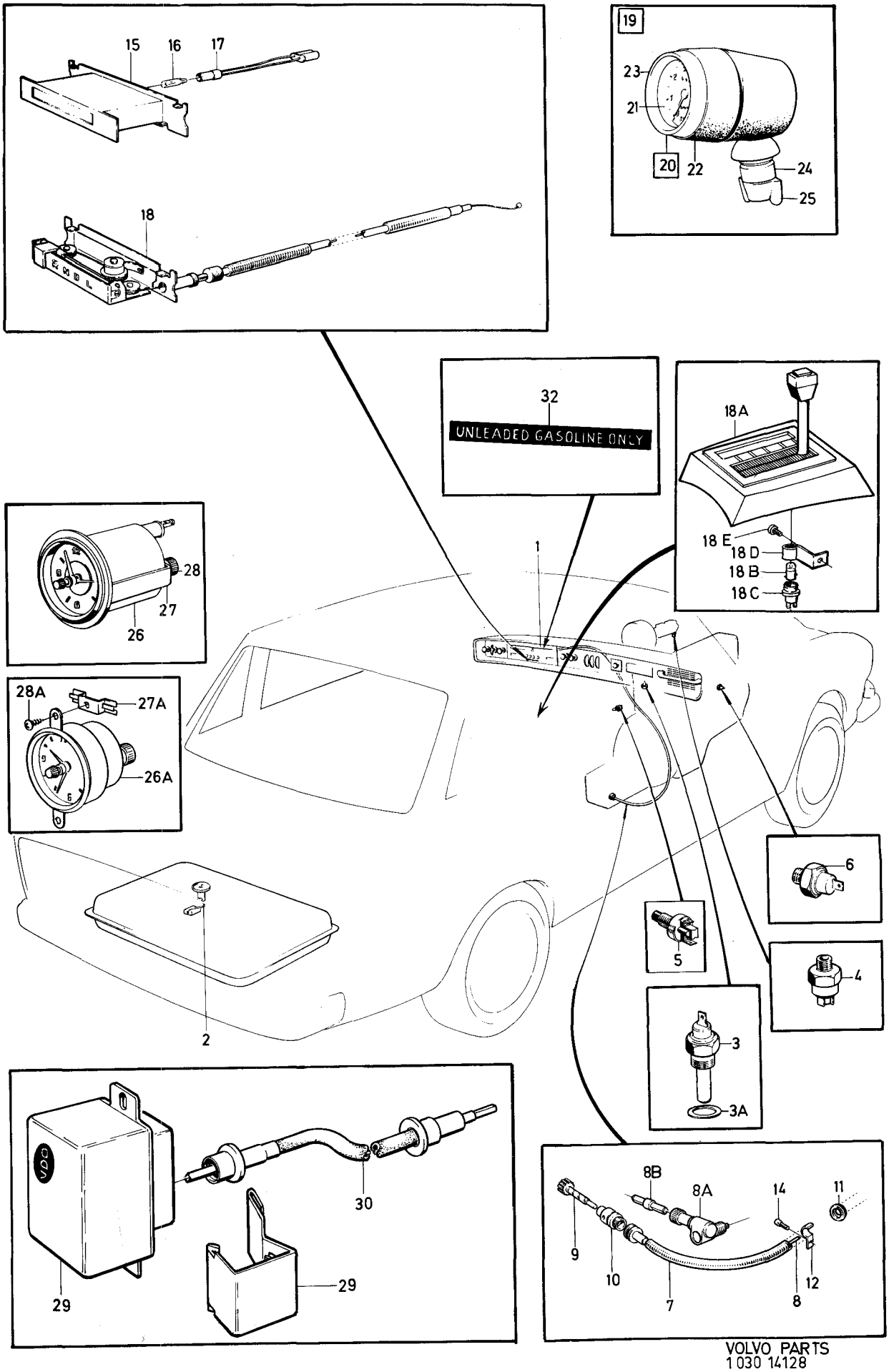

VOLVO PARTS
1030 14128

Sida 84 Page | Grupp 3 Group | Instrumentering, instrumentutrustning | Instrumentation, instrument equipment | Illustration 14128 1975-12 | 1100

Pos. Fig.	Antal/Quantity				Detalj nr Part No	Benämning	Description	Sats Kit	Anmärkning Notes	
8	–	–	–	–		•Drivlina	•Drive cable	8		1300
8a	1	–	–	–	666756-2	Vinkelväxel	Helical gear		M410 VST CH 132567–	1320
8b	1	–	–	–	1212553-0	Medbringarstift	Pin		M410 VST CH 132567–	1340
9	1	–	–	–		Drivaxeldrev	Drive axle gear		SE GRUPP 4	1360
10	1	–	–	–		Lagerhylsa	Bearing cage		SE GRUPP 4	1380
11	1	–	–	–	941265-1	Skyddsbussning	Bushing		CH–12199	1400
	1	–	–	–	941265-1	Skyddsbussning	Bushing		VST CH 12200–74449	1420
	1	–	–	–	941269-3	Skyddsbussning	Bushing		HST CH 12200–74449	1440
	1	–	–	–	941262-8	Skyddsbussning	Bushing		CH 74450–	1460
12	1	–	–	–	951188-2	Klammer	Clamp		CH–12199	1480
	1	–	–	–	951191-6	Klammer	Clamp		CH 12200–74449	1500
	1	–	–	–	191404-3	Klammer	Clamp		HST CH–74449	15[illegible]
	1	–	–	–	951191-6	Klammer	Clamp		M400 CH 74450–.	15[illegible]
									BW35 CH 74450–13451.	1560
	1	–	–	–	951188-2	Klammer	Clamp		M410 CH 74450–.	15[illegible]
	–	–	–	–					BW35 CH 134352–.	16[illegible]
14	2	–	–	–	190665-0	Skruv	Screw		CH–12199	1620
	1	–	–	–	190665-0	Skruv	Screw		CH 12200–74449	16[illegible]
	1	–	–	–	958236-2	Skruv	Screw		CH 74450–	16[illegible]
15	1	–	–	–	677452-5	Signalhus, överväxel	Signal housing, overdrive		8) M41	1680
16	1	–	–	–	277747-2	•Glödlampa	•Bulb		W18D 12V 1,2W	17[illegible]
17	1	–	–	–	677454-1	•Lamphållare	•Bulb socket			1740
18	1	–	–	–	679939-9	Växellägesindikator	Gear position indicator		8) BW35	1760
18a	1	–	–	–		Kåpa	Casing		9) BW35. SE GRUPP 4	1780
18b	1	–	–	–	277747-2	Glödlampa	Bulb		9) BW35	1800
18c	1	–	–	–	677292-5	Lamphållare	Bulb socket		9) BW35	1820
18d	1	–	–	–	381722-8	Konsol	Bracket		9) BW35	1840
18e	1	–	–	–	950007-5	Skruv	Screw		9) BW35	1860
19	1	–	–	–	281441-6	Varvräknare	Revolution counter			1880
20	1	–	–	–	682963-4	•Frontkåpa	•Front housing			1900
21	1	–	–	–		••Glas	••Lens	8		1920
22	1	–	–	–		••Packning	••Packing	8		1940
23	1	–	–	–		••Ring	••Ring	8		1960
24	1	–	–	–	681125-1	•Hylsa	•Cover			1980
25	1	–	–	–	672586-5	•Vingmutter	•Butterfly nut			2000
26	1	–	–	–	1214031-5	Klocka	Clock		VST CH 32400–52789, 74450–91128 (687248)	2020 2040 2[illegible]
	1	–	–	–	1214031-5	Klocka	Clock		HST CH 32400–52789, 74450–92853 (687248)	2[illegible] 2100 2[illegible]
	1	–	–	–	1210033-5	Klocka	Clock		CH 52790–74449	21[illegible]
26a	1	–	–	–	1214681-7	Klocka	Clock		VST CH 91129–	2160
	1	–	–	–	1214681-7	Klocka	Clock		HST CH 92854–	21[illegible]
27	2	–	–	–	688691-5	Fästjärn	Anchorage		VST CH 32400–52789, 74450–91128	2[illegible] 2220
	2	–	–	–	688691-5	Fästjärn	Anchorage		HST CH 32400–52789, 74450–92853	22[illegible] 22[illegible]
	2	–	–	–	1210104-4	Fästjärn	Anchorage		CH 52790–74449	2280
27a	2	–	–	–	1214652-8	Clips	Clips		VST CH 91129–	2300
	2	–	–	–	1214652-8	Clips	Clips		HST CH 92854–	2320
28	2	–	–	–	688690-7	Mutter	Nut		VST CH 32400–52789, 74450–91128	2340 2360
	2	–	–	–	688690-7	Mutter	Nut		HST CH 32400–52789, 74450–92853	2380 2400
	2	–	–	–	1210105-1	Mutter	Nut		CH 52790–74449	2420
28a	2	–	–	–	955126-8	Skruv	Screw		VST CH 91129–	2440
	2	–	–	–	955126-8	Skruv	Screw		HST CH 92854–	2460
29	1	–	–	–	1215746-7	Egr–don	Egr–unit		CH 132567–	2480

8. Ch –52789.
9. Ch 52790–.

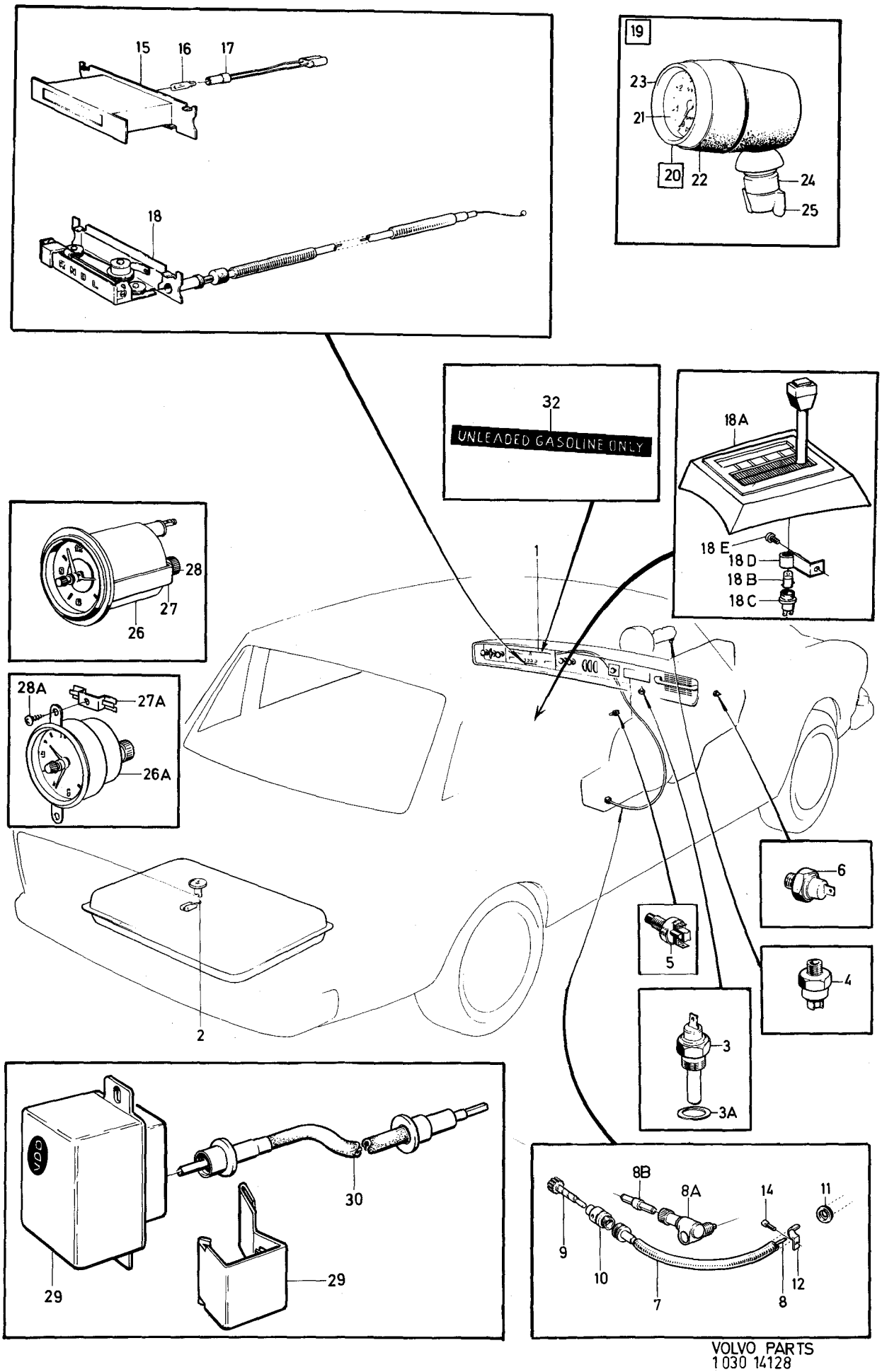

VOLVO PARTS
1030 14128

Sida / Page	Grupp / Group	Instrumentering, instrumentutrustning	Instrumentation, instrument equipment	Illustration 14128 1975-12	1100
86	3				

Pos. Fig.	Antal/Quantity				Detalj nr Part No	Benämning	Description	Sats Kit	Anmärkning Notes	
30	1	–	–	–	1215747-5	Drivaxel	Drive axle		CH 132567–	2500
31	1	–	–	–	1215748-3	Hållare	Retainer		CH 132567–	2520
32	1	–	–	–	1202390-9	Skylt (unleaded ..... gasoline only)	Plate (unleaded ..... gasoline only)		CALIF.	2540 2560

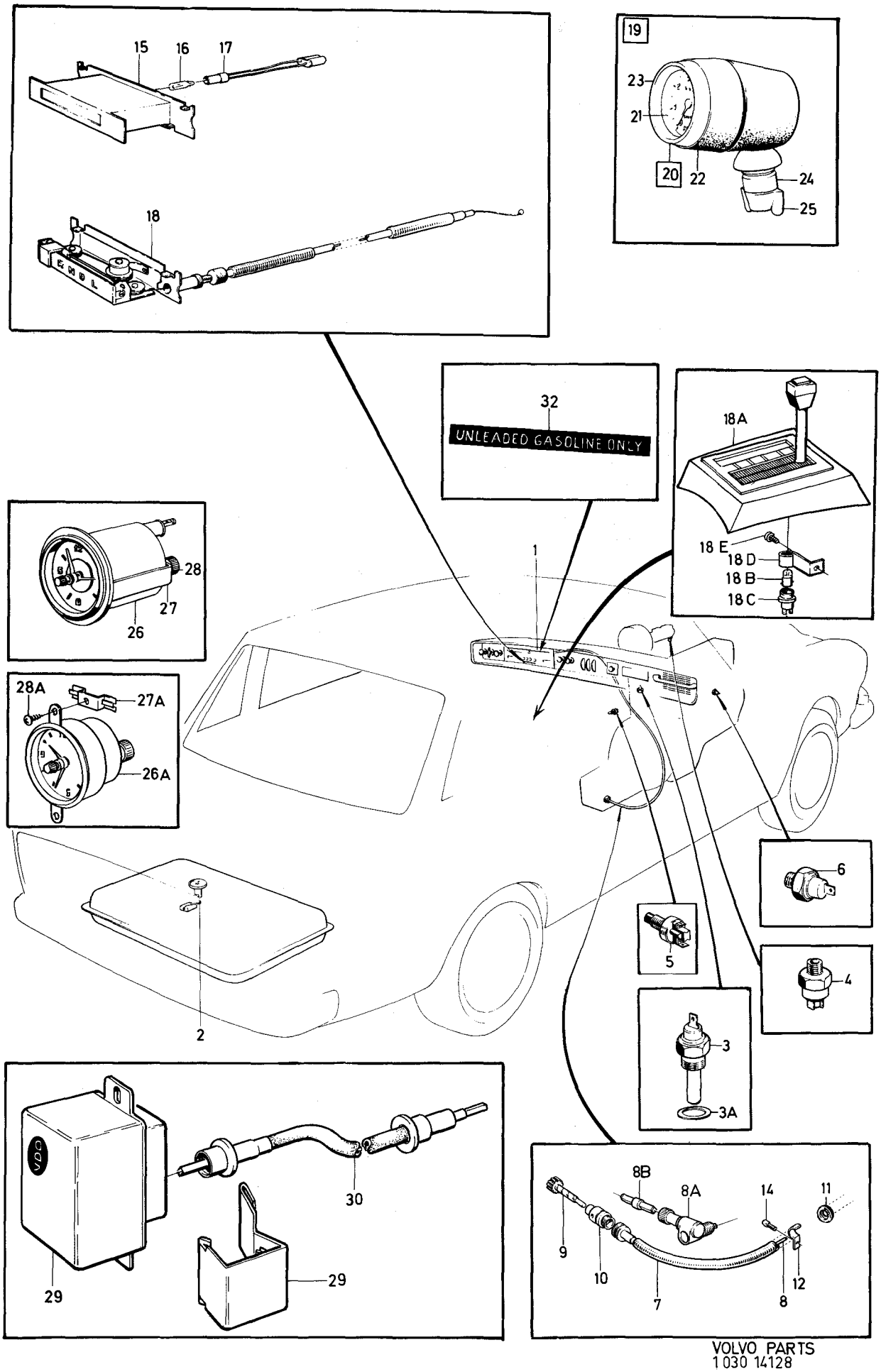

VOLVO PARTS
1 030 14128

Sida 88 Page | Grupp 3 Group | Kombinerat instrument 683900, 683901 | Combined instrument 683900, 683901 | Illustration 8435 | 1150

1975-12

Pos. Fig.	Antal/Quantity 683 900	683 901			Detalj nr Part No	Benämning	Description	Sats Kit	Anmärkning Notes	
1	1	–	–	–	683900-5	Kombinerat instrument	Combined instrument		KM	1010
									(677064)	1011
	–	1	–	–	683901-3	Kombinerat instrument	Combined instrument		MILES	1020
									(677405)	1021
2	1	1	–	–	684624-0	•Ledningsplatta	•Wiring plate		(676061)	1030
3	1	1	–	–	678062-1	•Bensinmätare	•Fuel gauge	2		1040
4	2	2	–	–	955844-6	•Mutter	•Nut	0		1050
5	1	1	–	–	683902-1	•Kylvätsketermometer	•Coolant thermometer	2	(678063)	1060
6	2	2	–	–	955844-6	•Mutter	•Nut	0		1070
7	1	1	–	–	1212910-2	•Reostat	•Rheostat	3		1080
8	1	1	–	–	678065-4	•Hastighetsmarkerare	•Speedomater marker			1090
9	1	1	–	–	681645-8	•Knopp, trippmätare	•Knobb, trip meter	2		1[illegible]
10	1	1	–	–	681646-6	••Hylsa	••Sleeve			1[illegible]
11	1	1	–	–	681647-4	••Fjäder	••Spring			1120
12	1	1	–	–	680549-3	•Ratt, reostat	•Knob, rheostat	3		1[illegible]
13	2	2	–	–	677445-9	•Lamphållare	•Bulb socket			1[illegible]
14	2	2	–	–	677448-3	•Glödlampa	•Bulb	1	W2 2D 12V 3W	1150
15	5	5	–	–	677447-5	•Lamphållare	•Bulb socket			1[illegible]
16	5	5	–	–	277747-2	•Glödlampa	•Bulb	1	W1 8D 12V 1,2W	1[illegible]
17	2	2	–	–	677448-3	•Infästningsskruv med låsring	•Attaching screw with lock ring			1180
18	1	1	–	–	956044-2	•Skruv, störningsskydd	•Screw, supressor	0		1[illegible]
19	1	1	–	–	955890-9	•Bricka, störningsskydd	•Washer supressor	0		1210
20	1	1	–	–	684623-2	•Spänningsstabilisator	•Voltage stabilizer	2	(677450)	1220
21	1	1	–	–	684622-4	•Fäste	•Anchorage			1230

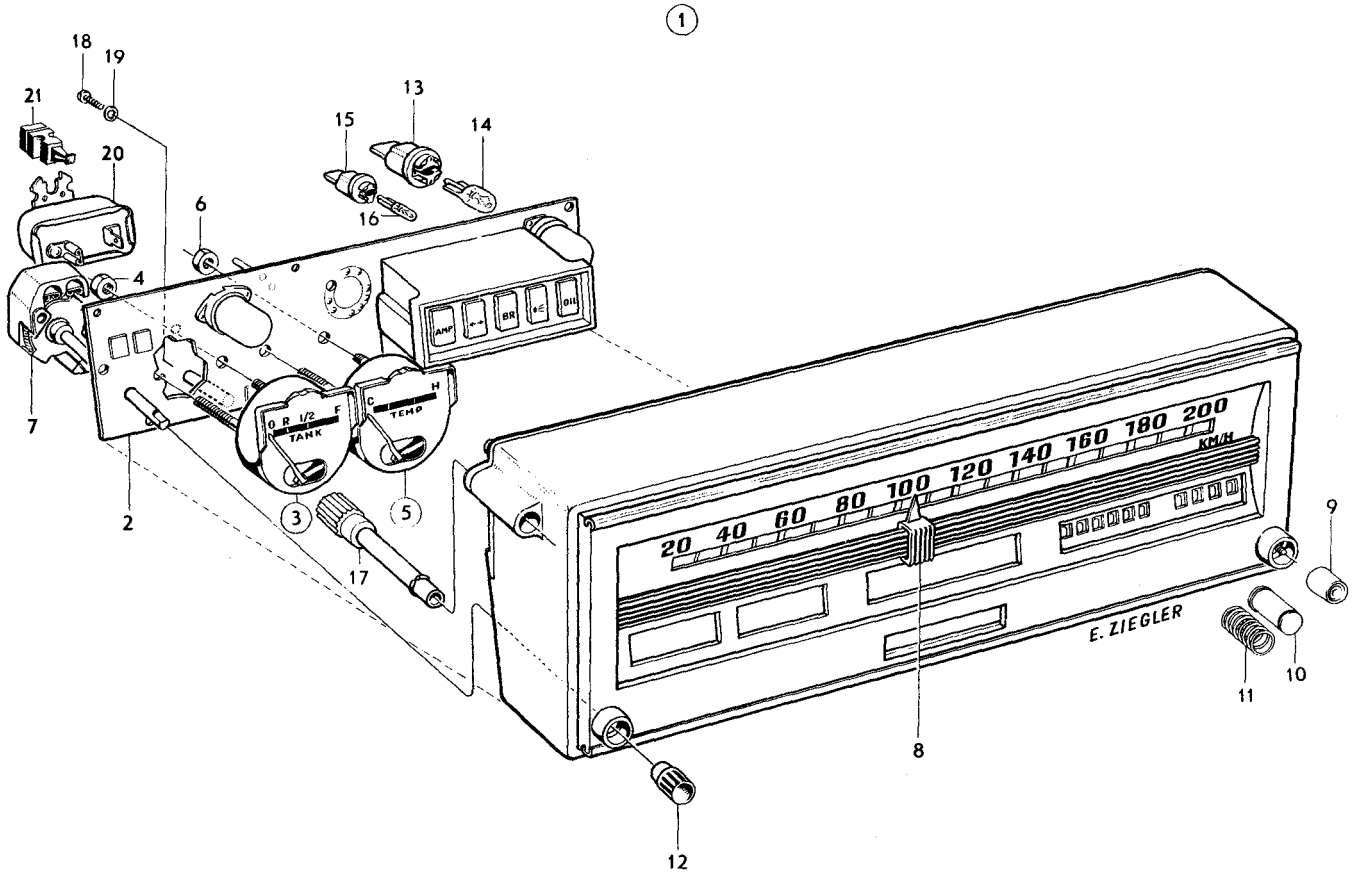

VOLVO
KA 8435

Sida 90 Page — Grupp 3 Group — Kombinerat instrument 1210157, 1210158, 1210161 1210162 — Combined instrument 1210157, 1210158, 1210161 1210162 — Illustration 9170 1975-12 — 1200

Pos. Fig.	Antal/Quantity 1210 157	1210 158	1210 161	1210 162	Detalj nr Part No	Benämning	Description	Sats Kit	Anmärkning Notes	
1	1	–	–	–	1210157-2	Kombinerat instrument	Combined instrument	3	KM	1010
	–	1	–	–	1210158-0	Kombinerat instrument	Combined instrument	3	MILES	1020
	–	–	1	–	1210161-4	Kombinerat instrument	Combined instrument	3	KM	1030
	–	–	–	1	1210162-2	Kombinerat instrument	Combined instrument	3	MILES	1040
2	1	1	–	–	1210164-8	•Ledningsplatta	•Wiring plate			1050
	–	–	1	1	1210170-5	•Ledningsplatta	•Wiring plate			1060
3	1	1	1	1	678062-1	•Bensinmätare	•Fuel gauge	2		1070
4	2	2	2	2	955844-6	•Mutter	•Nut	0		1080
5	1	1	1	1	683902-1	•Kylvätsketermometer	•Coolant thermometer	2	(678063)	1090
6	2	2	2	2	955844-6	•Mutter	•Nut	0		1100
7	1	1	1	1	1212910-2	•Reostat	•Rheostat	3		1110
8	1	1	1	1	678065-4	•Hastighetsmarkerare	•Speedometer marker			1120
9	1	1	1	1	681645-8	•Knopp, trippmätare	•Button, trip meter	2		1130
10	1	1	1	1	681646-6	•Hylsa	•Sleeve			1140
11	1	1	1	1	681647-4	•Fjäder	•Spring			1150
12	1	1	1	1	680549-3	•Ratt, reostat	•Knob, rheostat	3		1160
13	2	2	2	2	1210166-3	•Lamphållare	•Bulb socket			1170
14	2	2	2	2	277748-0	•Glödlampa	•Bulb			1180
15	7	7	5	5	1210167-1	•Lamphållare	•Bulb socket			1190
16	7	7	5	5	277747-2	•Glödlampa	•Bulb	1	W1 8D 12V 1,2W	1200
17	2	2	2	2	677448-3	•Infästningsskruv med låsring	•Attaching screw with lock ring			1210 1220
18	1	1	1	1	684623-2	•Spänningsstabilisator	•Voltage stabilizer	3	(677450)	1230
19	1	1	1	1	1210165-5	•Fäste	•Anchorage			1240
20	2	2	2	2	1210169-7	•Distansrör	•Spacer pipe			1250
21	2	2	2	2	1210168-9	•Distansskruv	•Spacer screw			1260
22	1	1	1	1	677451-7	•Namnskylt	•Name plate		M400	1270

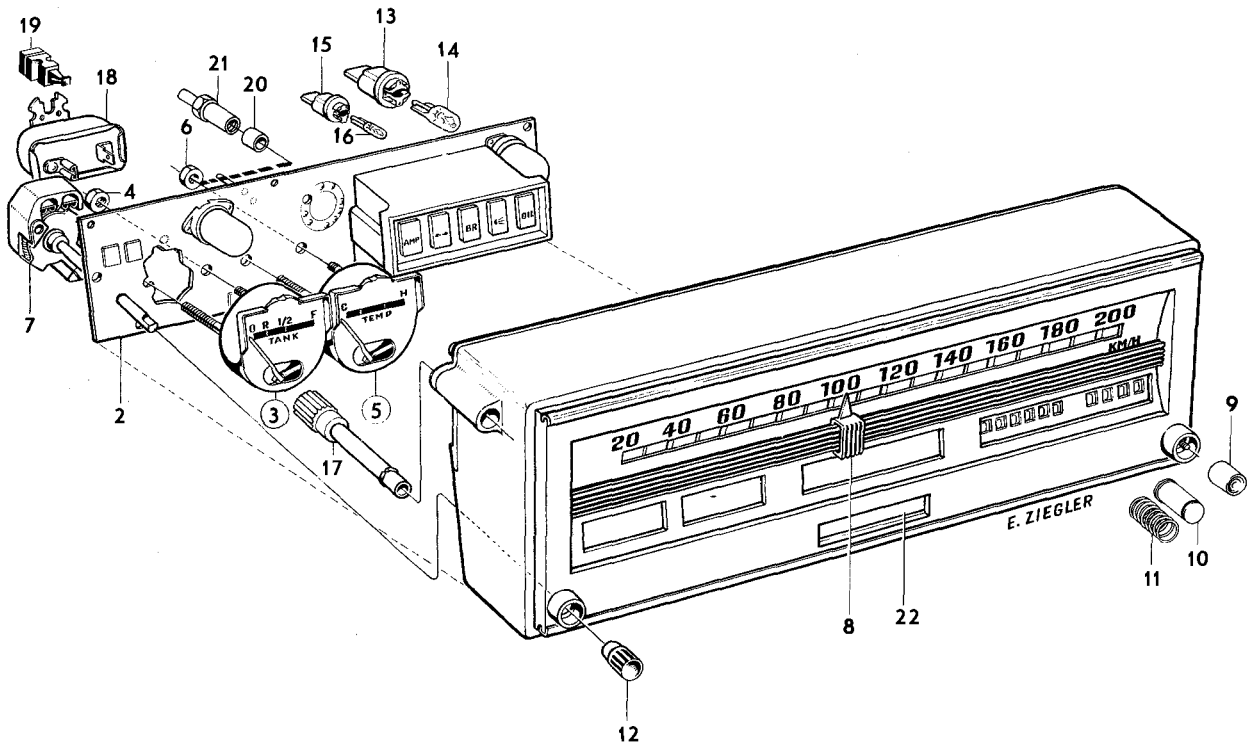
1
19
18
21
20
15
13
14
6
16
4
7
2
3
5
17
9
10
11
8
22
12
20 40 60 80 100 120 140 160 180 200
KM/H
E. ZIEGLER
TANK
TEMP
VOLVO
KA 9170

Sida / Page	Grupp / Group	Kombinerat instrument CH 74450–132566	Combined instrument CH 74450–132566	Illustration 10378	1250
92	3			1975-12	

Pos. Fig.	Antal/Quantity				Detalj nr Part No	Benämning	Description	Sats Kit	Anmärkning Notes	
1	1	–	–	–		Kombinerat instrument	Combined instrument	8	12) KM, MILES	0020
									CH 74450–102949	0040
	–	1	–	–		Kombinerat instrument	Combined instrument	8	12) KM, MILES	0060
									CH 102950–132566	0080
	–	–	1	–		Kombinerat instrument	Combined instrument	8	13) KM, MILES	0100
									CH 74450–102949	0120
	–	–	–	1		Kombinerat instrument	Combined instrument	8	13) KM, MILES	0140
									CH 102950–132566	0160
2	1	1	1	1	1212517-5	•Hus	•Housing		ERS AV 1215288–0	0180
3	1	–	1	–	1212518-3	•Ledningsplatta	•Wiring plate			0200
	–	1	–	1	1214228-7	•Ledningsplatta	•Wiring plate			0220
4	1	–	1	–	1212519-1	•Bränslemätare	•Fuel gauge			0240
	–	1	–	1	1215224-5	•Bränslemätare	•Fuel gauge			0260
5	1	1	1	1	1212520-9	•Kylarvätsketermometer	•Coolant thermometer			0280
6	1	1	1	1	688349-0	•Spänningsstabilisator	•Voltage stabilizer			0300
7	1	1	1	1	1212523-3	•Hastighetsmätare	•Speedometer		KM	0320
	1	1	1	1	1234757-1	•Hastighetsmätare	•Speedometer		MILES (1212524)	0340
8	1	1	–	–	282773-1	•Varvräknare	•Revolution counter		12)	0360
9	–	–	1	1	1212529-0	•Täcklock	•Cover		13)	0380
10	11	10	11	10	1210167-1	•Lamphållare	•Bulb socket			0400
11	11	10	11	10	277747-2	•Glödlampa	•Bulb		1,2W, 12V, W2X4,6D	0420
12	2	2	–	–	945683-1	Skruv	Screw			0440
13	2	2	2	2	192557-7	Fjädermutter	Spring nut			0460
14	4	4	4	4	955844-6	Mutter	Nut			0480
15	4	4	4	4	940090-4	Bricka	Washer			0500
16	9	9	9	9	955115-1	Skruv	Screw			0520
17	1	1	1	1	688349-0	Spänningsstabilisator	Voltage stabilizer			0540
	–	–	–	–						0560

12. Med varvräknare. With rev. counter. Avec compte-tours. Mit Tourenzähler. Con cuentarrevoluciones.
13. Utan varvräknare. Without rev. counter. Sans compte-tours. Ohne Tourenzähler. Sin cuentarrevoluciones.

1

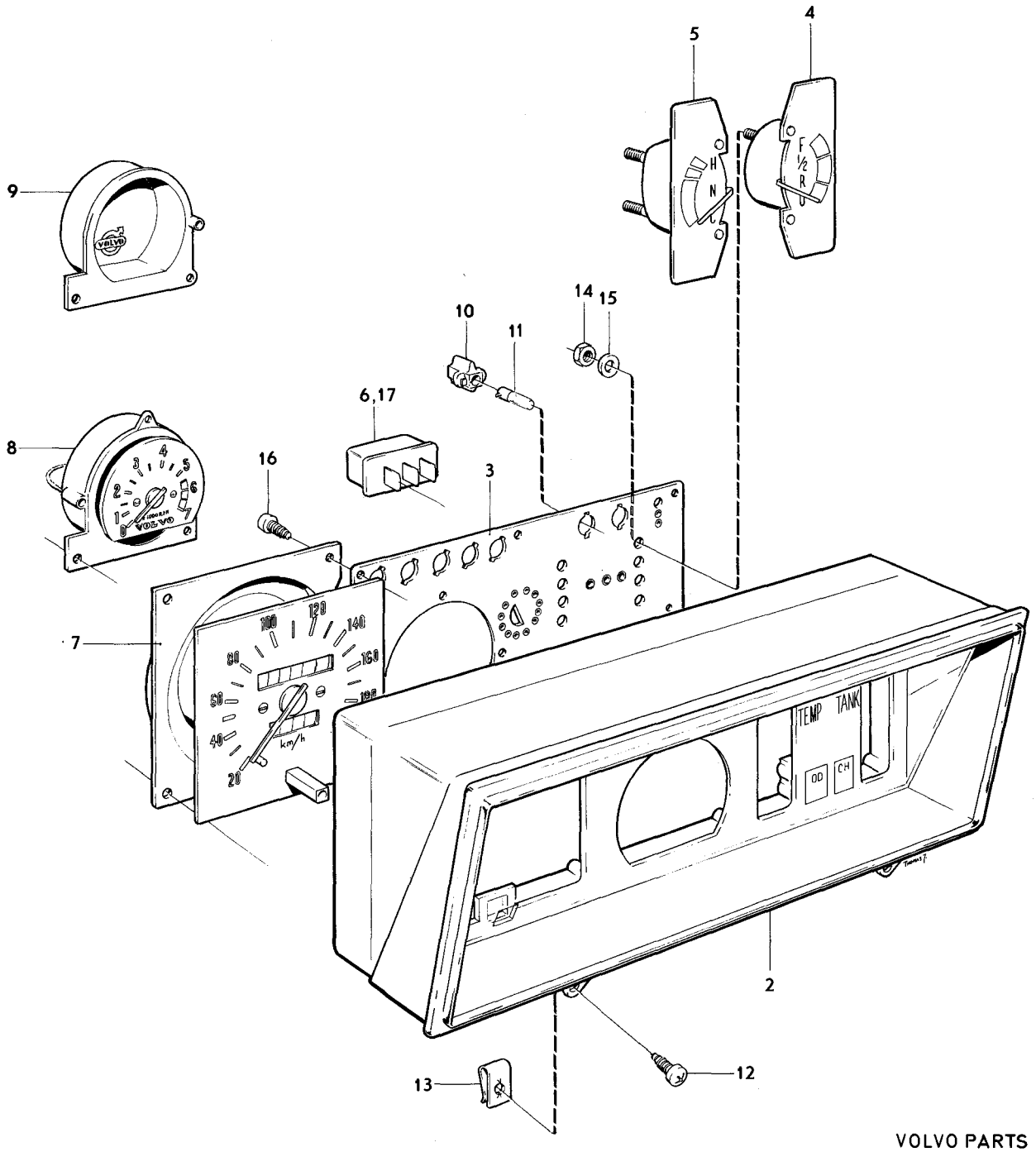

VOLVO PARTS
1 030 10378

Sida 94 Page | Grupp 3 Group | Kombinerat instrument CH 132567– | Combined instrument CH 132567– | Illustration 14129 1975-12 | 1275

Pos. Fig.	Antal/Quantity 1215 300	1234 149			Detalj nr Part No	Benämning	Description	Sats Kit	Anmärkning Notes	
1	1	–	–	–		Kombinerat instrument	Combined instrument		12) MILES CH 132567–	0020
	–	1	–	–		Kombinerat instrument	Combined instrument		12) KM CH 132567–	0040
2	1	–	–	–	1215299-7	•Hus	•Housing			0060
	–	1	–	–	1234150-9	•Hus	•Housing			0080
3	1	–	–	–	1215623-8	•Ledningsplatta	•Wiring plate			0100
	–	1	–	–	1214660-1	•Ledningsplatta	•Wiring plate			0120
4	1	–	–	–	1215224-5	•Bränslemätare	•Fuel gauge			0140
	–	1	–	–	1214661-9	•Bränslemätare	•Fuel gauge			0160
5	1	–	–	–	1212520-9	•Kylvätsketermometer	•Coolant thermometer			0180
	–	1	–	–	1214662-7	•Kylvätsketermometer	•Coolant thermometer			0200
6	1	–	–	–	688349-0	•Spänningsstabilisator	•Voltage stabilizer			0220
7	1	–	–	–	1234757-1	•Hastighetsmätare	•Speedometer		(1212524) MILES	0240
	–	1	–	–	1234151-7	•Hastighetsmätare	•Speedometer		KM	0260
7a	–	1	–	–	1234160-8	•Summer	•Speed warning			0280
8	1	–	–	–	282773-1	•Varvräknare	•Revolution counter			0300
	–	1	–	–	1214676-7	•Varvräknare	•Revolution counter			0320
9	11	–	–	–	1210167-1	•Lamphållare	•Bulb socket			0340
	–	10	–	–	1214665-0	•Lamphållare	•Bulb socket			0360
10	11	–	–	–	277747-2	•Glödlampa	•Bulb		W2X4,6D 12V 1,2W	0380
	–	10	–	–	277748-0	•Glödlampa	•Bulb		W2,1X9,5D 12V 3W	0400
11	4	4	–	–	955844-6	Mutter	Nut			0420
12	4	4	–	–	940090-4	Bricka	Washer			0440
13	9	9	–	–	955115-1	Skruv	Screw			0460
14	2	2	–	–	945683-1	Skruv	Screw			0480
15	2	2	–	–	192557-7	Fjädermutter	Spring nut			0500

12. Med varvräknare. With rev. counter. Avec compte-tours. Mit Tourenzähler. Con cuentarrevoluciones.

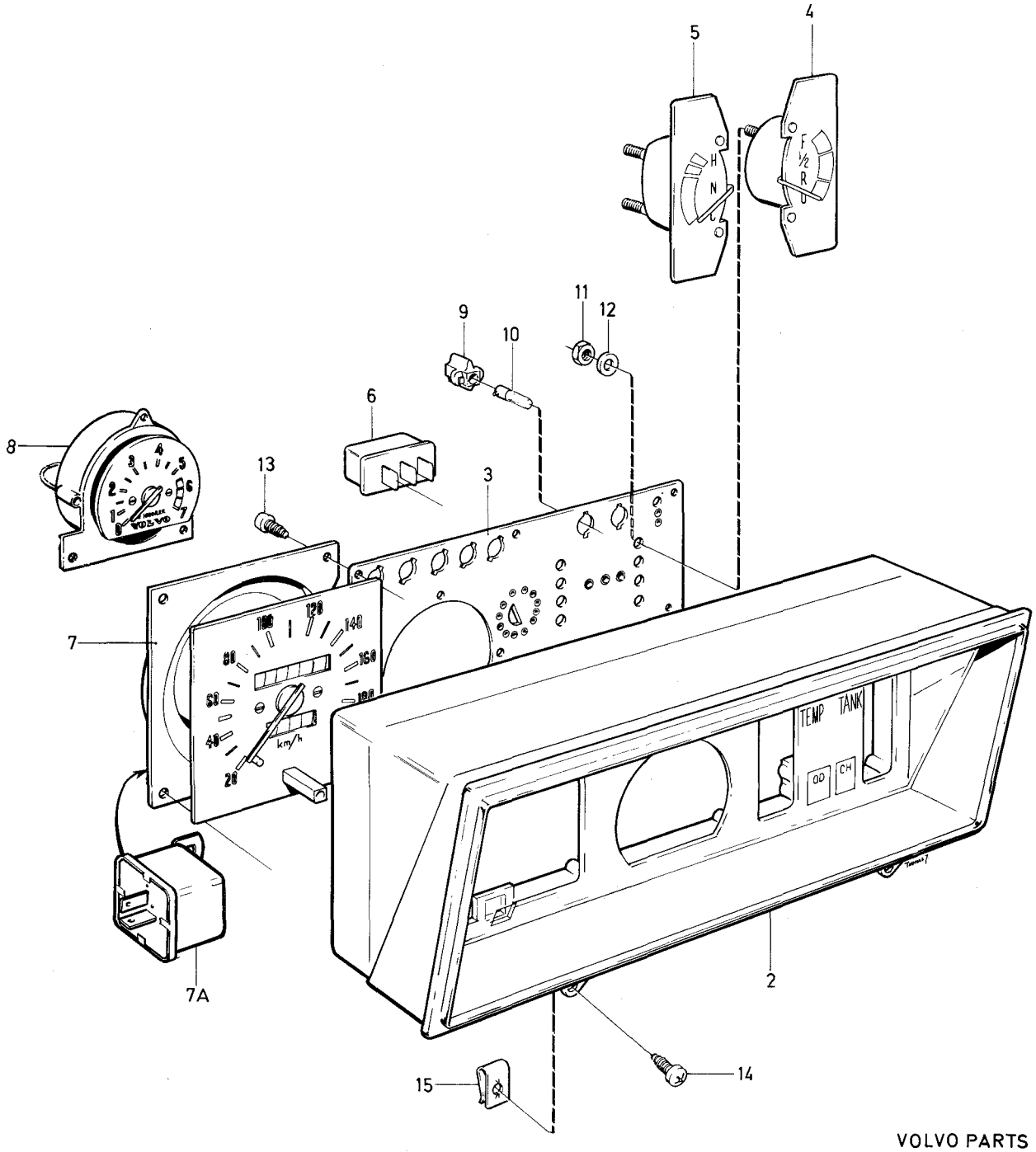

VOLVO PARTS
1 030 14129

Sida / Page	Grupp / Group	GT – instrument 1) CH 74450–	GT – instrument 1) CH 74450–	Illustration 15165 1975-12	1280
96	3				

Pos. Fig.	Antal/Quantity				Detalj nr Part No	Benämning	Description	Sats Kit	Anmärkning Notes	
1	1	–	–	–	283072-7	GT – instrument vägvarvtal 0,990	GT – instrument ratio 0.990		MILES	0020 0040
	1	–	–	–	283073-5	GT – instrument vägvarvtal 0,617	GT – instrument ratio 0.617		KM	0060 0080
2	1	–	–	–	1234622-7	•Hastighetsmätare vägvarvtal 0,990	•Speedometer ratio 0.990		MILES	0100 0120
	1	–	–	–	1234627-6	•Hastighetsmätare vägvarvtal 0,617	•Speedometer ratio 0.617		KM	0140 0160
3	1	–	–	–	1234628-4	•Varvtalsmätare	•Revolution counter			0180
4	1	–	–	–	1234630-0	•Voltmätare	•Voltmeter			0200
5	1	–	–	–	1234631-8	•Kylvätsketermometer	•Coolant thermometer			0220
6	1	–	–	–	1234632-6	•Oljetrycksmätare	•Oil pressure gauge			0240
7	1	–	–	–	1234633-4	•Bränslemätare	•Fuel gauge			0260
8	1	–	–	–	1234634-2	•Ledningsplatta	•Wiring plate			0280
9	4	–	–	–	1234643-3	•Mutter, ledn.platta	•Nut, wiring plate			0300
10	4	–	–	–	1234644-1	•Distanshylsa	•Spacer sleeve			0320
11	1	–	–	–	688349-0	•Spänningsstabilisator	•Voltage stabilizer			0340
12	8	–	–	–	1210167-1	•Lamphållare	•Bulb socket			0360
13	8	–	–	–	277747-2	•Glödlampa	•Bulb		1,2W	0380
14	7	–	–	–	277703-5	•Glödlampa	•Bulb		3W	0400
15	2	–	–	–	1234636-7	•Bygel, bottenplatta	•Brace, base plate			0420
16	2	–	–	–	1234637-5	•Bygel, varvräknare	•Brace, rev. counter			0440
17	2	–	–	–	1234638-3	•Bygel, hast.mätare	•Brace, speedometer			0460
18	2	–	–	–	1234639-1	•Bygel, temp.o.br.mät.	•Brace, therm.fuel gauge			0480
19	2	–	–	–	1234640-9	•Bygel, oljetr.o.voltm.	•Brace, oilpr., voltm.			0500
20	2	–	–	–	1234641-7	•Mutter	•Nut			0520
21	8	–	–	–	1234642-5	•Mutter	•Nut			0540
22	1	–	–	–	1234645-8	•Nollställningsknopp	•Reset button			0560
23	1	–	–	–	283591-6	•Oljetrycksgivare	•Oil pressure sender			0580
24	1	–	–	–	16218-0	Vinkelstycke	Elbow union			0600

1. Ej standardutrustning. Säljes som tillbehör. Optional extra. N'est pas equipement standard. Est vendue comme accessoire. Nicht serienmässig. Verkauf als Zubehör. No forma parte del equipo standard. Se vende como accesorio.

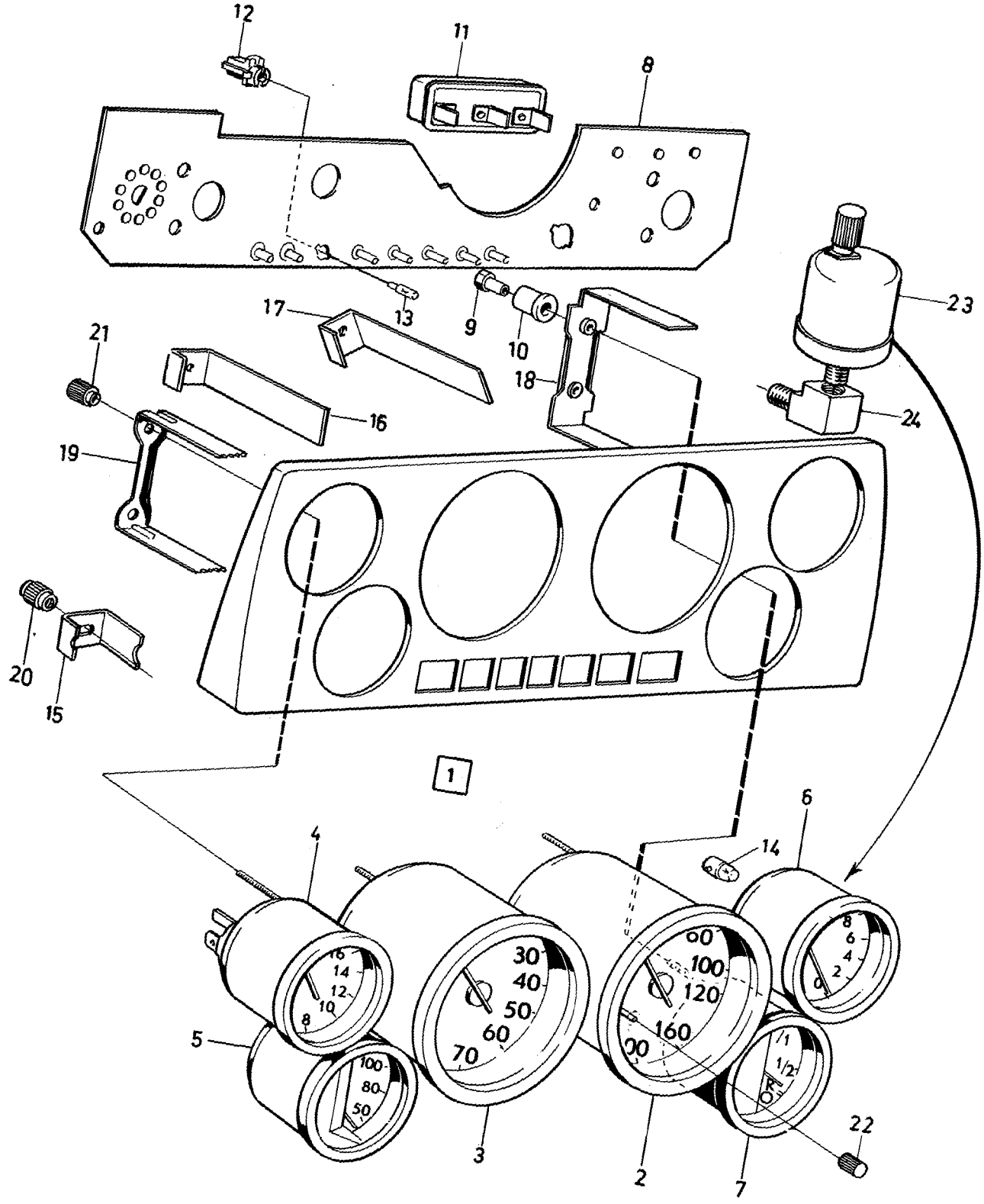

VOLVO PARTS
1 030 15165

Sida 98 Page | Grupp 3 Group | Elledningar kontaktdon | Wiring contact units | Illustration 14130 | 1975-12 | 1300

Pos. Fig.	Antal/Quantity				Detalj nr Part No	Benämning	Description	Sats Kit	Anmärkning Notes	
1	1	–	–	–	681503-9	Säkringsdosa	Fusebox		CH–52789	0020
	1	–	–	–	688363-1	Säkringsdosa	Fusebox		CH 52790–74449	0040
	1	–	–	–	1212558-9	Säkringsdosa	Fusebox		CH 74450–102949	0060
	1	–	–	–	1214823-5	Säkringsdosa	Fusebox		CH 102950–132566	0080
	1	–	–	–	1215497-7	Säkringsdosa	Fusebox		CH 132567–	0100
2	1	–	–	–	680451-2	•Lock	•Cover		CH–52789	0120
	1	–	–	–	1210102-8	•Lock	•Cover		CH 52790–102949	0140
									EXCL B30A USA CAN	0160
3	ERF	–	–	–	942545-5	•Säkring	•Fuse		5A	0180
4	ERF	–	–	–	11433-0	•Säkring	•Fuse		8A	0200
5	ERF	–	–	–	942785-7	•Säkring	•Fuse		16A	0220
6	1	–	–	–	273520-7	Säkringssats	Fuse kit			0240
6a	1	–	–	–	688378-9	Plint	Plinth		CH 52790–102949	0260
									EXCL B30A USA CAN	0280
7	2	–	–	–	955127-6	Skruv	Screw		CH–2844	0300
	2	–	–	–	950024-0	Skruv	Screw		CH 2845–74449	0320
	2	–	–	–	955131-8	Skruv	Screw		CH 74450–	0340
8	1	–	–	–	677208-1	Konsol	Bracket		CH–2844	0360
9	2	–	–	–	955137-5	Skruv	Screw		CH–2844	0380
10	40MM	–	–	–	11219-3	Gummilist	Rubber moulding		CH–2844	0400
11	–	–	–	–		Lucka	Cover		SE GRUPP 8	0420
12	1	–	–	–	686066-2	Säkringsdosa för dimljus	Fusebox for fog light		CH–52789, 102950–	0440 0460
12a	2	–	–	–	955128-4	Skruv	Screw		CH 102950–	0480
13	1	–	–	–	672599-8	Relä för dimljus	Relay for fog light			0500
14	2	–	–	–	11433-0	Säkring	Fuse		CH–52789	0520
15	1	–	–	–	955139-1	Skruv	Screw			0540
16	1	–	–	–	955946-9	Låsbricka	Loch washer			0560
17	–	–	–	–		Batteriledningar	Battery cables		SE SIDA 6	0580
18	–	–	–	–		Stomledningar	Earth cables		SE SIDA 6	0600
19	–	–	–	–		Tändledningar	Ingition cables		SE SIDA 6	0620
20	1	–	–	–	680651-7	Ledningsknippe instrumentbräda	Cable harness instrument panel		VST EXCL USA CAN CH–12199	0640 0660
	1	–	–	–	681600-3	Ledningsknippe instrumentbräda	Cable harness instrument panel		USA CAN CH–12199 ERS AV 1ST 684027–6	0680 0700
	1	–	–	–	684027-6	Ledningsknippe instrumentbräda	Cable harness instrument panel		VST CH 12200–52789	0720 0740
	1	–	–	–	1212917-7	Ledningsknippe instrumentbräda	Cable harness instrument panel		VST M400, M410 CH 52790–74449	0760 0780
	1	–	–	–	1212919-3	Ledningsknippe instrumentbräda	Cable harness instrument panel		VST BW35 CH 52790–74449	0800 0820
	1	–	–	–	1212543-1	Ledningsknippe instrumentbräda	Cable harness instrument panel		VST CH 74450–94608 EXCL USA CAN CH 74450–96274	0840 0860 0880
	1	–	–	–	1215031-4	Ledningsknippe instrumentbräda	Cable harness instrument panel		VST CH94609–102949, EXCL USA CAN, USA CAN CH 96275–102949	0900 0920 0940
	1	–	–	–	1214469-7	Ledningsknippe instrumentbräda	Cable harness instrument panel		VST CH 102950– EXCL USA CAN	0960 0980
	1	–	–	–	1214729-4	Ledningsknippe	Cable harness		VST USA CAN	1000
					1214729-4	ledningsknippe	cable harness		VST USA CAN	1020
	–	–	–	–		Instrumentbräda	Instrument panel		CH 102950–132566	1040
	1	–	–	–	1215619-6	Ledningsknippe instrumentbräda	Cable harness, instrument panel		VST USA CH 132567–143026 ERS AV 1234319–0	1060 1080 1100
	1	–	–	–	1215619-6	Ledningsknippe instrumentbräda	Cable harness, instrument panel		VST CAN CH 132567– ERS AV 1234319–0	1120 1140 1160
	1	–	–	–	1234514-6	Ledningsknippe instrumentbräda	Cable harness, instrument panel		VST USA CH 143027–	1180 1200
	1	–	–	–	680987-5	Ledningsknippe instrumentbräda	Cable harness instrument panel		HST CH–12199	1220 1240

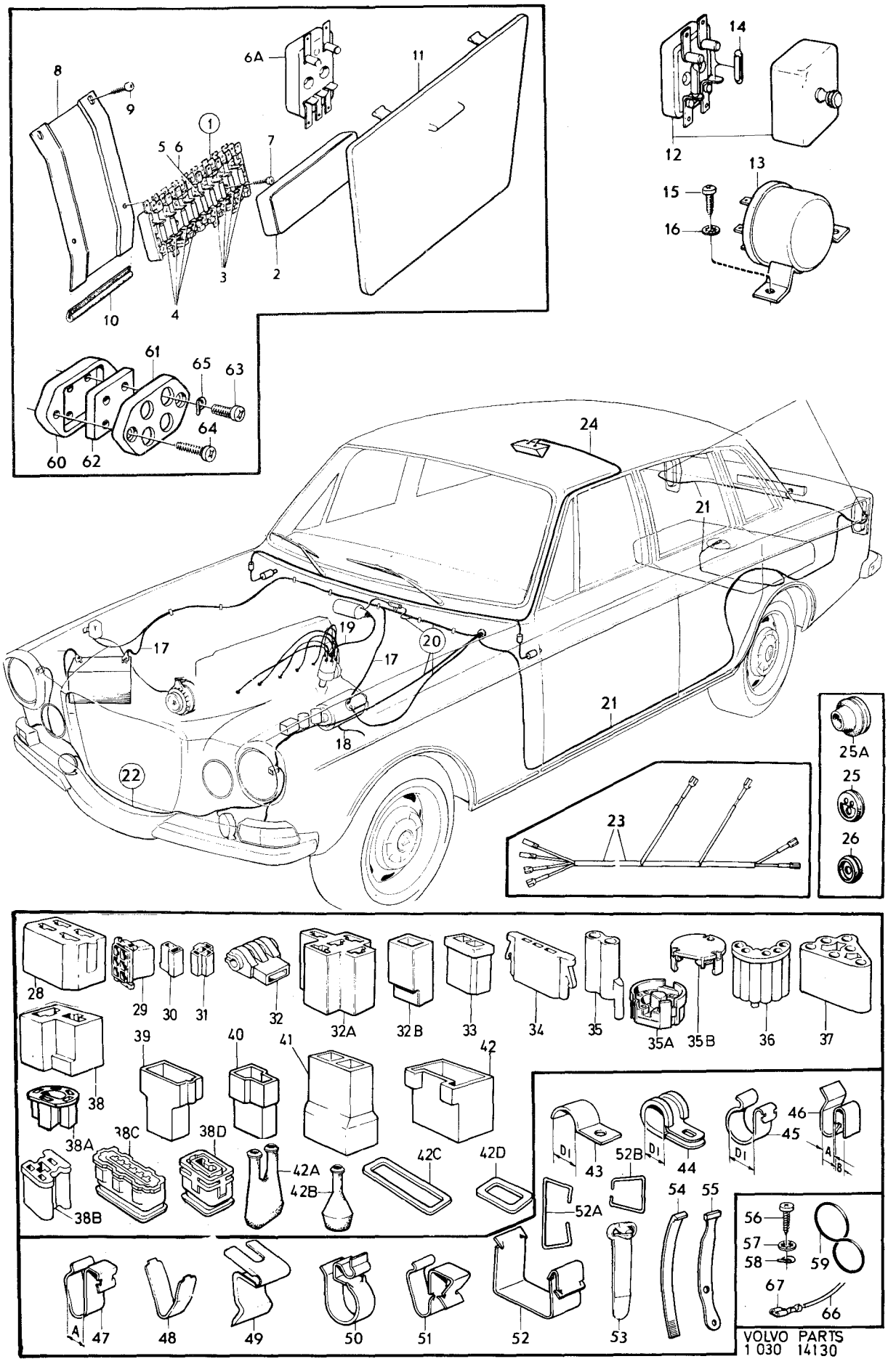
1
2
3
4
5
6
6A
7
8
9
10
11
12
13
14
15
16
17
18
19
20
21
22
23
24
25
25A
26
28
29
30
31
32
32A
32B
33
34
35
35A
35B
36
37
38
38A
38B
38C
38D
39
40
41
42
42A
42B
42C
42D
43
44
45
46
47
48
49
50
51
52
52A
52B
53
54
55
56
57
58
59
60
61
62
63
64
65
66
67
VOLVO PARTS
1 030 14130

Sida 100 Page | Grupp 3 Group | Elledningar kontaktdon | Wiring contact units | Illustration 14130 | 1975-12 | 1300

Pos. Fig.	Antal/Quantity				Detalj nr Part No	Benämning	Description	Sats Kit	Anmärkning Notes	
	1	–	–	–	684028-4	Ledningsknippe instrumentbräda	Cable harness instrument panel		HST CH 12200–52789	1260 1280
	1	–	–	–	1212918-5	Ledningsknippe instrumentbräda	Cable harness instrument panel		HST M400, M410	1300 1320
	1	–	–	–	1212920-1	Ledningsknippe instrumentbräda	Cable harness instrument panel		HST BW35 CH 52790–74449	1340 1360
	1	–	–	–	1212544-9	Ledningsknippe instrumentbräda	Cable harness instrument panel		HST CH 74450–94608 EXCL USA CAN, USA CAN CH 74450–96274	1380 1400 1420
	1	–	–	–	1215032-2	Ledningsknippe instrumentbräda	Cable harness instrument panel		HST CH 94609–102949 EXCL USA CAN USA CAN CH 96275–102949	1440 1460 1480 1
	1	–	–	–	1214470-5	Ledningsknippe, instrumentbräda	Cable harness, instrument panel		HST CH 102950– EXCL S–6266	1520 1540
	1	–	–	–	1215731-9	Ledningsknippe, instrumentbräda	Cable harness, instrument panel		S–6266 CH 124144–	1 1580
	1	–	–	–	1215622-0	Ledningsknippe kontaktlöst tändsystem	Cable harness, breaker–less ignition system		CH 132567–	1600 1 1640
21	1	–	–	–	680658-2	Ledningsknippe bottensvällare	Cable harness bottom rail		VST CH–52789	1660 1
	1	–	–	–	1210031-9	Ledningsknippe bottensvällare	Cable harness bottom rail		VST CH 52790–74449	1700 1720
	1	–	–	–	681158-2	Ledningsknippe bottensvällare	Cable harness bottom rail		HST CH–52789	1740 1760
	1	–	–	–	1210032-7	Ledningsknippe bottensvällare	Cable harness bottom rail		HST CH 52790–74449	1780 1800
	1	–	–	–	1212550-6	Ledningsknippe bottensvällare	Cable harness bottom rail		CH 74450–102949	1820 1840
	1	–	–	–	1214473-9	Ledningsknippe bottensvällare	Cable harness bottom rail		CH 102950–132566 EXCL USA CAN	1860 1880
	1	–	–	–	1214808-6	Ledningsknippe bottensvällare	Cable harness bottom rail		CH 102950–132566 USA CAN	1900 1920
	1	–	–	–	1234212-7	Ledningsknippe, bottensvällare	Cable harness, bottom rail		CH 132567–CHOMKR–139880	1940 1960
	1	–	–	–	1234357-0	Ledningsknippe, bottensvällare	Cable harness, bottom rail		CH OMKR 139880–	1980 2000
22	1	–	–	–	1210153-1	Ledningsknippe strålkastare, signalhorn	Cable harness headlamp, horn		CH 52790–74449 EXCL USA CAN	2020 2
	1	–	–	–	684073-0	Ledningsknippe strålkastare, signalhorn	Cable harness headlamp, horn		USA CAN CH–52789	2060 2080
	1	–	–	–	1210153-1	Ledningsknippe strålkastare, signalhorn	Cable harness headlamp, horn		USA CAN CH 52790–74449	2 2120
	1	–	–	–	1212718-9	Ledningsknippe strålkastare, signalhorn	Cable harness headlamp, horn		CH 74450–94608 EXCL USA CAN, USA CAN CH 74450–96274	2140 2 2200
	1	–	–	–	1214797-1	Ledningsknippe strålkastare, signalhorn	Cable harness headlamp, horn		CH 94609–102949 EXCL USA CAN	2 2240
	1	–	–	–	1214747-6	Ledningsknippe strålkastare, signalhorn	Cable harness headlamp, horn		CH 102950– EXCL USACAN	2260 2280
	1	–	–	–	1214796-3	Ledningsknippe strålkastare, signalhorn	Cable harness headlamp, horn		USA CAN CH 96275–102949	2300 2320
	1	–	–	–	1214746-8	Ledningsknippe strålkastare, signalhorn	Cable harness headlamp, horn		USA CAN CH 102950–	2340 2360
23	1	–	–	–	681594-8	Ledningsknippe automatisk växellåda	Cable harness automatic gear box		BW35 CH–52789	2380 2400
	1	–	–	–	688614-7	Ledningsknippe summerlås	Cable harness buzzer lock		USA CAN CH 12200–74449	2420 2440
	1	–	–	–	1214740-1	Ledningsknippe överväxel	Cable harness overdrive		VST M410 CH 74450–132566	2460 2480

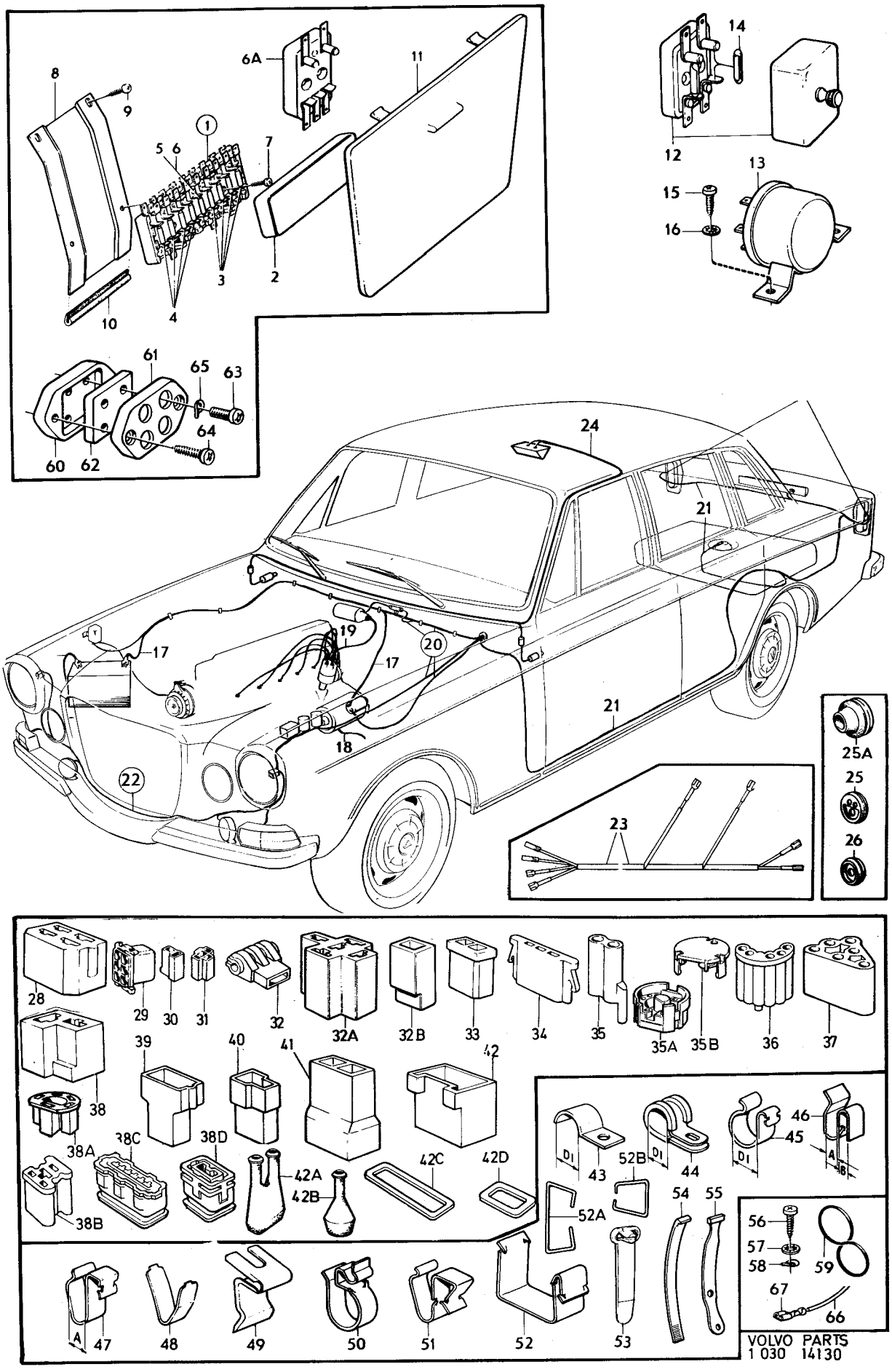

VOLVO PARTS
1 030 14130

Sida 102 Page | Grupp 3 Group | Elledningar kontaktdon | Wiring contact units | Illustration 14130 | 1975-12 | 1300

Pos. Fig.	Antal/Quantity				Detalj nr Part No	Benämning	Description	Sats Kit	Anmärkning Notes	
	1	–	–	–	1214739-3	Ledningsknippe överväxel	Cable harness overdrive		HST M410 CH 74450–132566	2520 2540
	1	–	–	–	1215199-9	Ledningsknippe överväxel	Cable harness overdrive		M410 CH 132567–	2560 2580
	1	–	–	–	1212878-1	Ledningsknippe instrumentbelysning	Cable harness instrument lighting		CH 74450–	2600 2620
	1	–	–	–	1212912-8	Ledningsknippe växellåda	Cable harness gear box		M400, M410 CH 62334–74449	2640 2660
	1	–	–	–	1215302-9	Ledningsknippe växellåda	Cable harness, gear box		M400, M410 CH 74450–143066	2680 2700
	1	–	–	–	1234516-1	Ledningsknippe växellåda	Cable harness, gear box		M400, M410 CH 143067–	2720 2740
	1	–	–	–	1215301-1	•Gummikåpa	•Rubber casing			2760
	1	–	–	–	1212716-3	Ledningsknippe växellåda	Cable harness, gear box		BW35, CH 74450–143026	2780 2800
	1	–	–	–	1234510-4	Ledningsknippe växellåda	Cable harness, gear box		BW35 CH 143027– EXCL CAN	2820 2840
	1	–	–	–	1212716-3	Ledningsknippe växellåda	Cable harness, gear box		BW35 CH 143027– CAN	2860 2880
	1	–	–	–	1214500-9	•Anslutningsdon för startspärrströmbrytare	•Socket for starter inhibitor switch			2900 2920
	1	–	–	–	1212719-7	Ledningsknippe dimljus	Cable harness fog light		CH 74450– EXCL USA CAN	2940 2960
	2	–	–	–	684017-7	Ledning främre sidoljus	Cable front light		USA CAN CH 12200–	2980 3000
	1	–	–	–	688342-5	Ledningsknippe bränslepump	Cable harness fuel pump		B30E–F CH 52790–74449	3020 3040
	1	–	–	–	1214301-2	Ledningsknippe bränslepump	Cable harness fuel pump		B30E–F CH 74450–102949	3060 3080
	1	–	–	–	1215055-3	Ledningsknippe bränslepump	Cable harness fuel pump		B30E–F CH 102950–	3100 3120
	1	–	–	–	688622-0	Ledningsknippe bränsleinsprutning	Cable harness fuel injection		VST B30E–F CH 52790–102949	3140 3160
	1	–	–	–	1215046-2	Ledningsknippe bränsleinsprutning	Cable harness fuel injection		VST B30E–F CH 102950–	3180 3200
	1	–	–	–	688684-0	Ledningsknippe bränsleinsprutning	Cable harness fuel injection		HST B30E–F CH 52790–102949	3220 3240
	1	–	–	–	1215047-0	Ledningsknippe bränsleinsprutning	Cable harness fuel injection		HST B30E–F CH 102950–	3260 3280
	1	–	–	–	1214852-4	Ledningsknippe, el–stol	Cable harness, el–seat		VST CH 102950–118961 INCL S–6149, S–6191	3300 3320
	1	–	–	–	1215554-5	Ledningsknippe, el–stol	Cable harness, el–seat		VST CH 118962– INCL S–6191	3340 3360
	1	–	–	–	1215607-1	Ledningsknippe, el–stol	Cable harness, el–seat		HST CH 106764– INCL S–6252	3380 3400
	1	–	–	–	1215038-9	Ledningsknippe, strålkastartorkare	Cable harness, headlight wiper		CH 102950–	3420 3440
	1	–	–	–	1234208-5	Ledningsknippe relä, backljus	Cable harness relay, back–up lamp		CH–143026	3460 3480
	1	–	–	–	1234511-2	Ledningsknippe relä, backljus	Cable harness, relay, back–up lamp		CH 143027– EXCL CAN	3500 3520
	1	–	–	–	1234208-5	Ledningsknippe relä, backljus	Cable harness, relay, back–up lamp		CH 143027– CAN	3540 3560
	1	–	–	–	1212866-6	Jordledning för reglagepanel	Earth cable for instrument panel		CH 74450–102949	3580 3600
24	1	–	–	–	677549-8	Ledningsknippe innerbelysning	Cable harness courtesy lamp		CH–74449	3620 3640
	1	–	–	–	1214998-5	Ledningsknippe innerbelysning	Cable harness, courtesy lamp		CH 74450– TID UTF (1212720)	3660 3680
	1	–	–	–	1234316-6	Ledningsknippe, innerbelysning	Cable harness, courtesy lamp		CH 74450– SEN UTF	3700 3720
	1	–	–	–	1212959-9	Ledningsknippe, kylkompressor	Cable harness, cooling–compressor	8	MAC CH 132567–	3740 3760

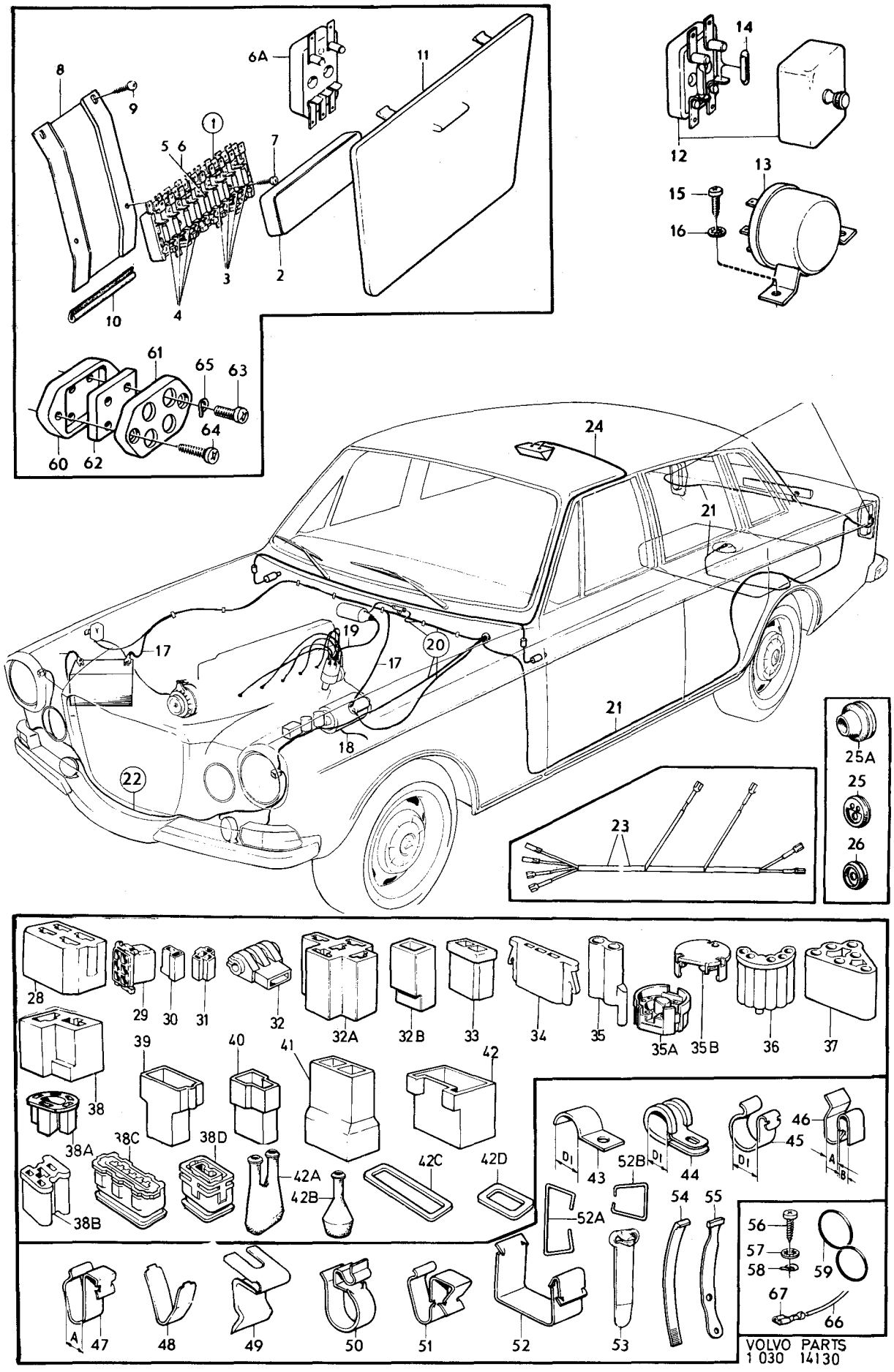

VOLVO PARTS
1 030 14130

Sida 104 Page | Grupp 3 Group | Elledningar kontaktdon | Wiring contact units | Illustration 14130 | 1975-12 | 1300

Pos. Fig.	Antal/Quantity				Detalj nr Part No	Benämning	Description	Sats Kit	Anmärkning Notes	
	1	–	–	–	1234094-9	Ledningsknippe air–condition	Cable harness, air–condition		M AC CH 132567–	3780 3800
25	1	–	–	–	677291-7	Gummibussning	Rubber bushing			3820
	1	–	–	–	941263-6	Gummibussning	Rubber bushing		DI 6 D 16. CH – 125114	3840
	1	–	–	–	1215869-7	Gummibussning	Rubber bushing		DI 15 D 19. CH 125115–	3860
26	1	–	–	–	941264-4	Gummibussning	Rubber bushing		DI 5 D 26 CH – 102949	3880
27	2	–	–	–	678347-6	Gummibussning	Rubber bushing		DI 15 D 24	3900
28	ERF	–	–	–	958213-1	Hylsisolator	Sleeve insulator			3920
29	ERF	–	–	–	958215-6	Hylsisolator	Sleeve insulator			3940
30	ERF	–	–	–	958210-7	Hylsisolator	Sleeve insulator			3960
31	ERF	–	–	–	958211-5	Hylsisolator	Sleeve insulator			3980
32	ERF	–	–	–	958233-9	Hylsisolator	Sleeve insulator			[illegible]
32a	ERF	–	–	–	958208-1	Hylsisolator	Sleeve insulator			4020
32b	ERF	–	–	–	1214948-0	Hylsisolator	Sleeve insulator			4040
33	ERF	–	–	–	943685-8	Hylsisolator, 2–pol	Sleeve insulator, 2–pol			[illegible]
	ERF	–	–	–	943687-4	Hylsisolator, 4–pol	Sleeve insulator, 4–pol			4080
34	ERF	–	–	–	945782-1	Hylsisolator	Sleeve insulator			4100
35	ERF	–	–	–	1212865-8	Hylsisolator	Sleeve insulator			[illegible]
35a	ERF	–	–	–	1212899-7	Hylsisolator	Sleeve insulator			4140
35b	ERF	–	–	–	1212900-3	Lock	Cover			4160
36	ERF	–	–	–	1212889-8	Hylsisolator	Sleeve insulator			[illegible]
37	ERF	–	–	–	1212894-8	Hylsisolator	Sleeve insulator			4200
38	ERF	–	–	–	1212958-1	Hylsisolator	Sleeve insulator			4220
38a	ERF	–	–	–	1215464-7	Hylsisolator	Sleeve insulator			4240
38b	ERF	–	–	–	963374-4	Hylsisolator	Sleeve insulator			4260
38c	ERF	–	–	–	947589-8	Hylsisolator	Sleeve insulator			4280
	–	–	–	–	947593-0	Hylsisolator	Sleeve insulator			4300
38d	ERF	–	–	–	946641-8	Hylsisolator	Sleeve insulator			4320
39	ERF	–	–	–	958212-3	Stiftisolator, 4–pol	Pin insulator, 4–pol			4340
	ERF	–	–	–	958214-9	Stiftisolator, 6–pol	Pin insulator, 6–pol			4360
40	ERF	–	–	–	958209-9	Stiftisolator	Pin insulator			4380
41	ERF	–	–	–	947780-3	Stiftisolator	Pin isolator	S	(1212856)2–POL	4400
	ERF	–	–	–	958207-3	Stiftisolator	Pin isolator		1–POL	4420
42	ERF	–	–	–	1212904-5	Stiftisolator	Pin insulator			4440
42a	ERF	–	–	–	947590-6	Isolatorhölje	Insulator sleeve			4460
	ERF	–	–	–	947594-8	Isolatorhölje	Insulator sleeve			4480
42b	ERF	–	–	–	946642-6	Isolatorhölje	Insulator sleeve			4500
42c	ERF	–	–	–	947591-4	Gummitätning	Rubber spacer			4520
	ERF	–	–	–	947595-5	Gummitätning	Rubber spacer			[illegible]
42d	ERF	–	–	–	946643-4	Gummitätning	Rubber spacer			4560
43	ERF	–	–	–	951188-2	Klammer	Clamp		DI 7	4580
	ERF	–	–	–	191487-8	Klammer	Clamp		DI 7	[illegible]
	ERF	–	–	–	951189-0	Klammer	Clamp		DI 8	4620
	ERF	–	–	–	951191-6	Klammer	Clamp		DI 12	4640
	ERF	–	–	–	957213-2	Klammer	Clamp		DI 16	[illegible]
	ERF	–	–	–	957214-0	Klammer	Clamp		DI 19	[illegible]
	ERF	–	–	–	192345-7	Klammer	Clamp		DI 25	4700
44	ERF	–	–	–	940374-2	Klammer	Clamp		DI 6	[illegible]
	ERF	–	–	–	18387-1	Klammer	Clamp		DI 9,5	4740
	ERF	–	–	–	942198-3	Klammer	Clamp		DI 12,7	4760
	ERF	–	–	–	943307-9	Klammer	Clamp		DI 14	4780
	ERF	–	–	–	943557-9	Klammer	Clamp		DI 16	4800
	ERF	–	–	–	952634-4	Klammer	Clamp		DI 23,8	4820
45	ERF	–	–	–	191404-3	Klammer	Clamp		DI 10,3	4840
	ERF	–	–	–	190404-4	Klammer	Clamp		DI 12,7	4860
	ERF	–	–	–	192230-1	Klammer	Clamp		DI 17,5	4880
	ERF	–	–	–	942621-4	Klammer	Clamp		DI 25,4	4900
46	ERF	–	–	–	191269-0	Klammer	Clamp		A4 B2	4920
	ERF	–	–	–	191270-8	Klammer	Clamp		A4 B2,4	4940
47	ERF	–	–	–	943221-2	Klammer	Clamp		A6	4960
	ERF	–	–	–	944216-1	Klammer	Clamp		A8,7	4980
48	ERF	–	–	–	943797-1	Klammer	Clamp			5000
49	ERF	–	–	–	677849-2	Klammer	Clamp			5020

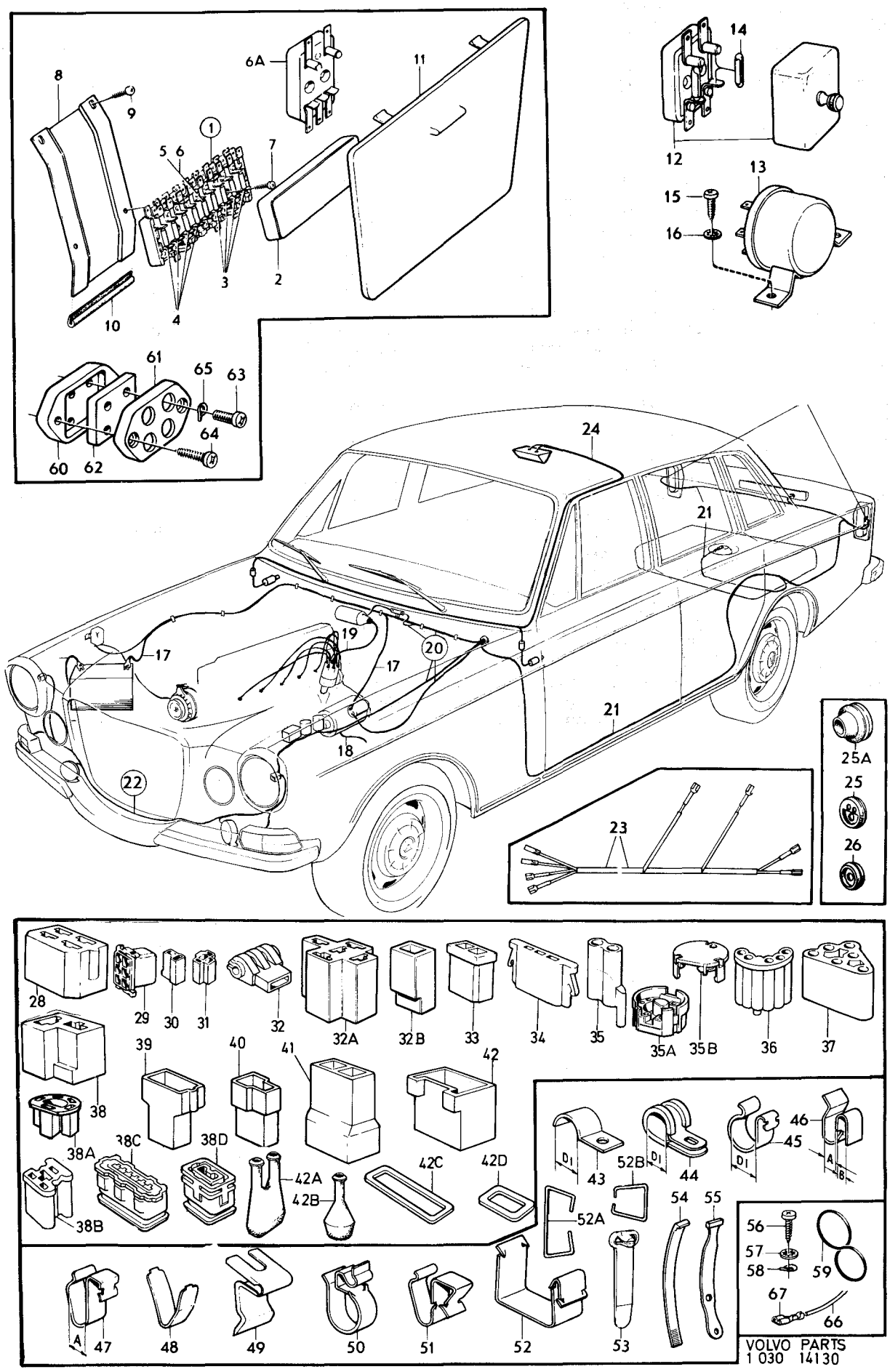

VOLVO PARTS
1 030 14130

Sida 106 Page | Grupp 3 Group | Elledningar kontaktdon | Wiring contact units | Illustration 14130 | 1975-12 | 1300

Pos. Fig.	Antal/Quantity				Detalj nr Part No	Benämning	Description	Sats Kit	Anmärkning Notes	
50	ERF	–	–	–	682101-1	Klammer	Clamp			5040
51	ERF	–	–	–	1212854-2	Klammer	Clamp			5060
52	ERF	–	–	–	1212957-3	Klammer	Clamp			5080
52a	ERF	–	–	–	947592-2	Hållare	Retainer			5100
	ERF	–	–	–	947596-3	Hållare	Retainer			5120
52b	ERF	–	–	–	946788-7	Hållare	Retainer			5140
53	ERF	–	–	–	943746-8	Bandklammer	Band clip		L 83	5160
	ERF	–	–	–	944484-5	Bandklammer	Band clip		L217 ERS AV 948211–8	5180
	ERF	–	–	–	948211-8	Bandklammer	Band clip		L240	5200
54	ERF	–	–	–	946405-8	Bandklammer	Band clip			5220
55	ERF	–	–	–	714529-5	Bandklammer	Band clip			5240
56	ERF	–	–	–	955124-3	Skruv	Screw		B8X6	5[illegible]
	ERF	–	–	–	955126-8	Skruv	Screw		B8X10	5[illegible]
	ERF	–	–	–	955137-5	Skruv	Screw		B10X10	5300
	ERF	–	–	–	955138-3	Skruv	Screw		B10X12	5[illegible]
	ERF	–	–	–	955139-1	Skruv	Screw		B10X14	5[illegible]
	ERF	–	–	–	955140-9	Skruv	Screw		B10X16	5360
57	ERF	–	–	–	955946-9	Låsbricka	Lock washer			5[illegible]
	ERF	–	–	–	955945-1	Låsbricka	Lock washer			5[illegible]
58	ERF	–	–	–	941906-0	Bricka	Washer		DI 6,7	5420
	ERF	–	–	–	955891-7	Bricka	Washer		DI 4,3	5[illegible]
59	1	–	–	–	943545-4	Ring	Ring			5[illegible]
60	1	–	–	–	347714-8	Bottenplatta	Bottom plate			5480
61	1	–	–	–	347716-3	Lock	Cover			5500
62	1	–	–	–	347715-5	Kopplingsplatta	Connecting plate			5520
63	2	–	–	–	956090-5	Skruv	Screw			5540
64	2	–	–	–	955142-5	Skruv	Screw			5560
65	2	–	–	–	941906-0	Fjädrande bricka	Resilient washer			5580
66	–	–	–	–		Ledning	Cable		SE SIDA 108, 1-L09	5600
67	–	–	–	–		Ledningssko	Cable terminal		SE SIDA 108, 1-L09	5620

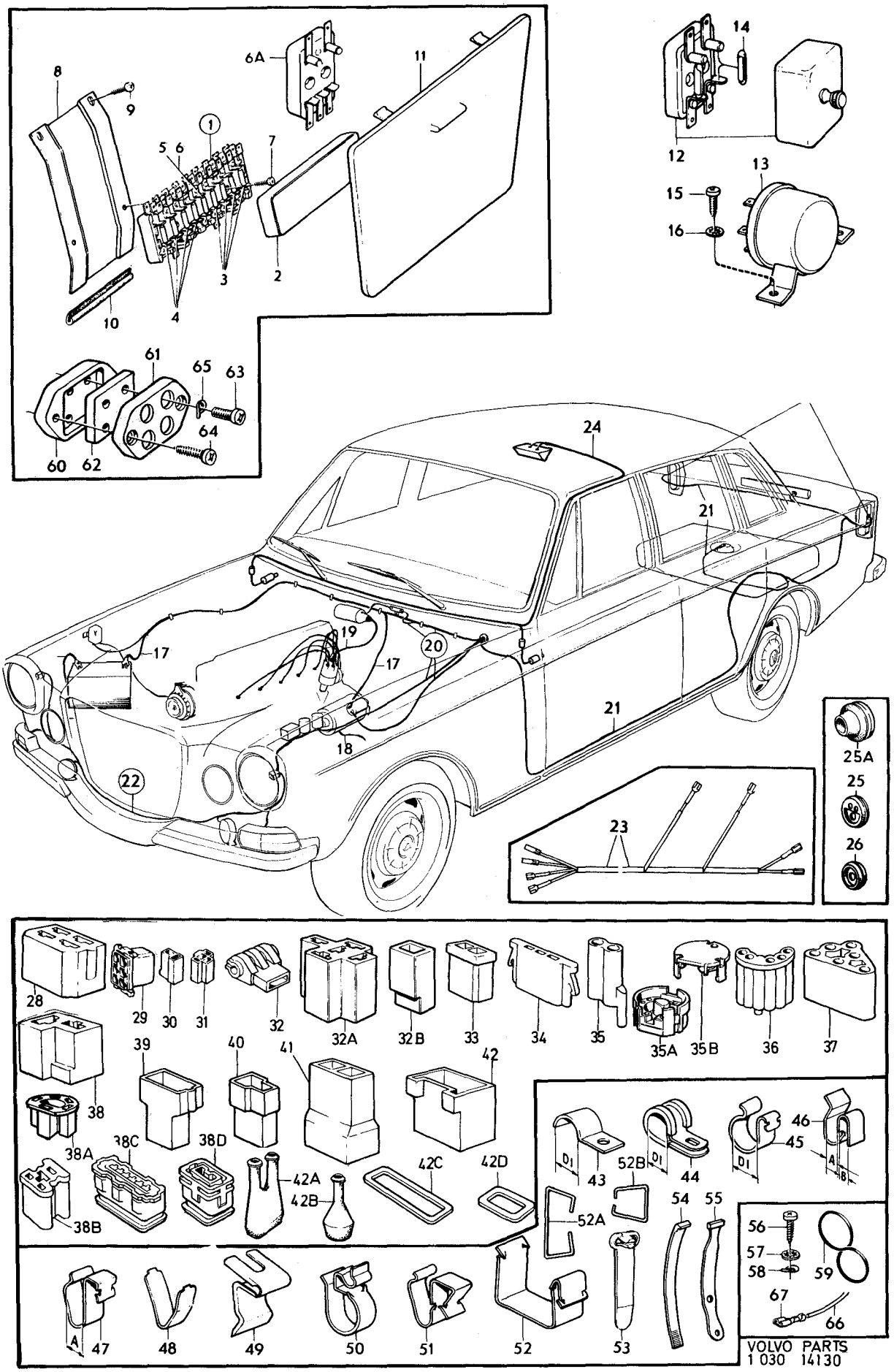

VOLVO PARTS
1 030 14130

Sida 108 Page | Grupp 3 Group | Ledningar, metervara ledningsskor | Cables (sold by length) cable terminals | Illustration 14131 | 1975-12 | 1350

Pos. Fig.	Antal/Quantity				Detalj nr Part No	Benämning	Description	Sats Kit	Anmärkning Notes	
1	–	–	–	–		Ledning	Cable			1010
	ERF	–	–	–	954443-8	•Rk 1,5 kvmm, svart	•Rk 1,5 sq mm, black			1020
	ERF	–	–	–	954445-3	•Rk 1,5 kvmm, röd	•Rk, 1,5 sq mm, red			1030
	ERF	–	–	–	954446-1	•Rk 1,5 kvmm, gul	•Rk, 1,5 sq mm, yellow			1040
	ERF	–	–	–	954447-9	•Rk 1,5 kvmm, grön	•Rk, 1,5 sq mm, green			1050
	ERF	–	–	–	954449-5	•Rk, 1,5 kvmm, grå	•Rk, 1,5 sq mm, grey			1070
	ERF	–	–	–	954450-3	•Rk, 1,5 kvmm, vit	•Rk, 1,5 sq mm, white			1080
	ERF	–	–	–	11925-5	•Rkkb 1,5 kvmm, röd	•Rkkb 1,5 sq mm, red			1090
	ERF	–	–	–	954453-7	•Rk 2,5 kvmm, röd	•Rk 2,5 sq mm, red			1100
	ERF	–	–	–	954455-2	•Rk 2,5 kvmm, grön	•Rk 2,5 sq mm, green			1110
	ERF	–	–	–	954461-0	•Rk 4,0 kvmm, röd	•Rk 4,0 sq mm, red			1130
	ERF	–	–	–	954456-0	•Rk 2,5 kvmm, blå	•Rk 2.5 sqmm, blue			1135
	ERF	–	–	–	954469-3	•Rk 6,0 kvmm, röd	•Rk 6,0 sq mm, red			1
2	ERF	–	–	–	958203-2	Ledningssko	Cable terminal		0,75–2,5 KVMM	1150
	ERF	–	–	–	958222-2	Ledningssko	Cable terminal		4–6 KVMM	1155
3	ERF	–	–	–	942607-3	Ledningssko	Cable terminal		1,0–2,5 KVMM	1
4	ERF	–	–	–	1212901-1	Ledningssko	Cable terminal			1170
5	ERF	–	–	–	956929-4	Ledningssko	Cable terminal		1,5–2,5 KVMM	1180
									D 8,7 DI 5,2	1
	ERF	–	–	–	956930-2	Ledningssko	Cable terminal		1,5–2,5 KVMM	1200
									D 12 DI 6,7	1210
	ERF	–	–	–	956933-6	Ledningssko	Cable terminal		3–6 KVMM D 9,5 DI 5,2	1
	ERF	–	–	–	956935-1	Ledningssko	Cable terminal		3–6 KVMM D 12,7 DI 8,3	1230
6	ERF	–	–	–	956940-1	Ledningssko	Cable terminal		1,5–2,5 KVMM	1240
									D 9,5 DI 5,2	1250
7	ERF	–	–	–	958202-4	Ledningssko	Cable terminal		0,75–4 KVMM D 7,5	1260
7a	ERF	–	–	–	945760-7	Ledningssko	Cable terminal		1–2,5 KVMM D 9,1	1265
8	ERF	–	–	–	942944-0	Ledningssko	Cable terminal			1270
9	ERF	–	–	–	943692-4	Ledningssko	Cable terminal		0,5–1 KVMM D 3,8	1280
	ERF	–	–	–	956953-4	Ledningssko	Cable terminal		0,5–1 KVMM D 7,6	1290
	ERF	–	–	–	956954-2	Ledningssko	Cable terminal		1,5–2,5 KVMM D 7,6	1300
	ERF	–	–	–	956955-9	Ledningssko	Cable terminal		3–6 KVMM D 7,6	1310
10	ERF	–	–	–	958216-4	Ledningssko	Cable terminal		0,75–2,5 KVMM D 7,4	1320
	ERF	–	–	–	958217-2	Ledningssko	Cable terminal		0,75–2,5 KVMM D 7,4	1325
	ERF	–	–	–	958218-0	Ledningssko	Cable terminal		1,3–3,3 KVMM D 9	1330
10a	ERF	–	–	–	946640-0	Ledningssko	Cable terminal		0,5–1 KVMM D 3,1	1335
	ERF	–	–	–	947588-0	Ledningssko	Cable terminal		0,5–1 KVMM D 6,8	1336
11	ERF	–	–	–	956956-7	Ledningsskoskydd	Cable terminal cap		0,5–1,5 KVMM DI 3,5	1340
	ERF	–	–	–	956958-3	Ledningsskoskydd	Cable terminal cap		1,5–2,5 KVMM DI 4,3	1350
12	ERF	–	–	–	959046-4	Ledningsskoskydd	Cable terminal cap			1
13	ERF	–	–	–	943693-2	Ledningsskoskydd	Cable terminal cap		2–POL	1370
	ERF	–	–	–	945783-9	Ledningsskoskydd	Cable terminal cap		3–POL	1
	ERF	–	–	–	943695-7	Ledningsskoskydd	Cable terminal cap		4–POL	1

1



2



3

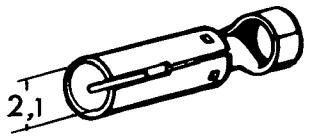

4



5

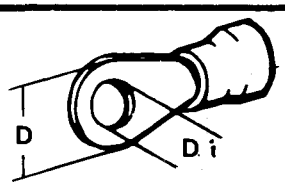

6

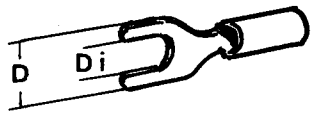

7

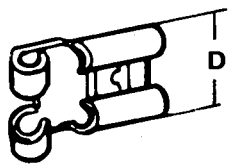

7A



8

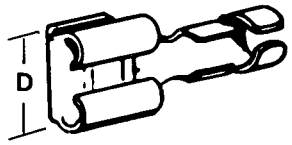

9

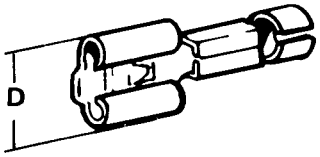

10

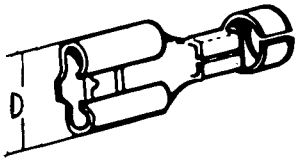

10A

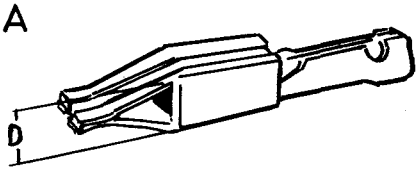

11

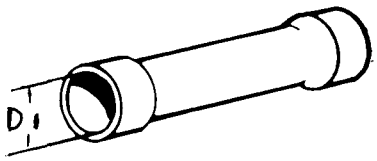

12

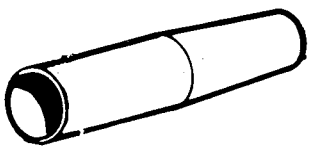

13



VOLVO PARTS
1 030 14131


VOLVO

GRUPP 4
Kraftöverföring

INNEHÅLLSFÖRTECKNING	Sida	Koord
Kraftöverföring	2	A5
• Koppling, kopplingsmanövrering, M400,M410,Vst	4	A7
• Koppling, kopplingsmanövrering, M400, M410, Hst	6	A9
• Växellåda, upphängning, reglage, M400,M410,GV	14	A17
• Växellåda, upphängning, reglage, M400, RV	22	B1
• Växellåda, upphängning, reglage, BW35, RV	48	C3
• Växellåda, upphängning, reglage, BW35, GV	52	C7
• Oljekylning, BW35	84	D15
• Kardanaxel, stödlager	88	D19
• Bakaxel, upphängning	92	D23
• Differential "Anti-Spinn"	108	E15

GROUP 4
Power train

INDEX	Page	Grid
Power transmission	2	A5
• Clutch, clutch control linkage, M400, M410, LHD	4	A7
• Clutch, clutch control linkage, M400, M410, RHD	6	A9
• Gearbox, mountings, linkage, M400,M410,GV	14	A17
• Gearbox, mountings, linkage, M400, RV	22	B1
• Gearbox, mountings, linkage, BW35,RV	48	C3
• Gearbox, mountings, linkage, BW35, GV	52	C7
• Oil cooling, BW35	84	D15
• Propeller shaft, centre bearing	88	D19
• Rear axle, mountings	92	D23
• "Anti-Spinn" Differential	108	E15

GROUPE 4
Transmission de force

TABLE DES MATIERES	Page	Grid
Tranmission de force	2	A5
• Embrayage, manœvre d' embrayage, M400,M410,Vst	4	A7
• Embrayage, manœvre d' embrayage, M400, M410, Hst	6	A9
• Boíte de vitesses, suspension, réglage, M400,M410,GV	14	A17
• Boíte de vitesses, suspension, réglage, M400, RV	22	B1
• Boíte de vitesses, suspension, réglage, BW35, RV	48	C3
• Boíte de vitesses, suspension, réglage, BW35, GV	52	C7
• Refrodissement d'huile, BW35	84	D15
• Arbre de transmission, paliers de appui	88	D19
• Pont arrière, suspension	92	D23
• Différentiel "Anti-Spinn"	108	E15

GRUPPE 4
Kraftübertragung

INHALTSVERZEICHNIS	Seite	Grid
Kraftübertragung	2	A5
• Kupplung, Kupplungsbestätigung, M400, M410, Vst	4	A7
• Kupplung, Kupplungsbestätigung, M400, M410, Hst	6	A9
• Gebriebe, Aufhängung, Regler, M400,M410,GV	14	A17
• Getriebe, Aufhängung, Regler, M400, RV	22	B1
• Getriebe, Aufhängung, Regler, BV35, RV	48	C3
• Getriebe, Aufhängung, Regler, BW35, GV	52	C7
• Ölkühlung BW35	84	D15
• Gelenkwellen, Stützlager	88	D19
• Hinterachse, Aufhängung	92	D23
• Ausgleichgetriebe "Anti-Spinn"	108	E15

GRUPO 4
Transmision

INDICE

	Pág	Grid
Transmisión	2	A5
• Embrague, mandos del embrague, M400,M410,Vst	4	A7
• Embrague, mandos del embrague, M400, M410, Hst	6	A9
• Caja de cambios, suspensión, mandos, M400, M410, GV	14	A17
• Caja de cambios, suspensión, mandos, M400, RV	22	B1
• Caja de cambios, suspensión, mandos, BW35, RV	48	C3
• Caja de cambios, suspensión, mandos, BW35, GV	52	C7
• Enfriador de aceite, BW35	84	D15
• Arbol de transmisión, cojinete de apoyo	88	D19
• Eie trasero, suspensión	92	D23
• Blocaje de diferencial "Anti-Spinn"	108	E15

Sida 2 Grupp 4 Kraftöverföring Power transmission Illustration 6661 0050

Page Group 1975-12

Pos. Fig.	Antal/Quantity				Detalj nr Part No	Benämning	Description	Sats Kit	Anmärkning Notes	
1	–	–	–	–		Koppling, kopplings- manövrering	Clutch, clutch linkage		M400, M410. VST SE SIDA 4, 2-A07	1010 1020
	–	–	–	–		Koppling, kopplings- manövrering	Clutch, clutch linkage		M400, M410. HST SE SIDA 6, 2-A09	1030 1040
2	–	–	–	–		Växellåda, upphängning reglage	Gearbox, mountings, control		M400, M410. GV SE SIDA 14, 2-A17	1050 1060
	–	–	–	–		Växellåda, upphängning, reglage	Gearbox, mountings, control		M400. RV SE SIDA 22, 2-B01	1070 1080
	–	–	–	–		Växellåda, upphängning, reglage	Gearbox, mountings, control		BW35 RV SE SIDA 48, 2-C03	1090 1100
	–	–	–	–		Växellåda, upphängning, reglage	Gearbox, mountings, control		BW35 GV SE SIDA 52, 2-C07	1104 1106
3	–	–	–	–		Kardanaxel, stödlager	Propeller shaft centre bearing		SE SIDA 88, 2-D19	1120
4	–	–	–	–		Bakaxel, upphängning	Rear axle mountings		SE SIDA 92, 2-D23	1130

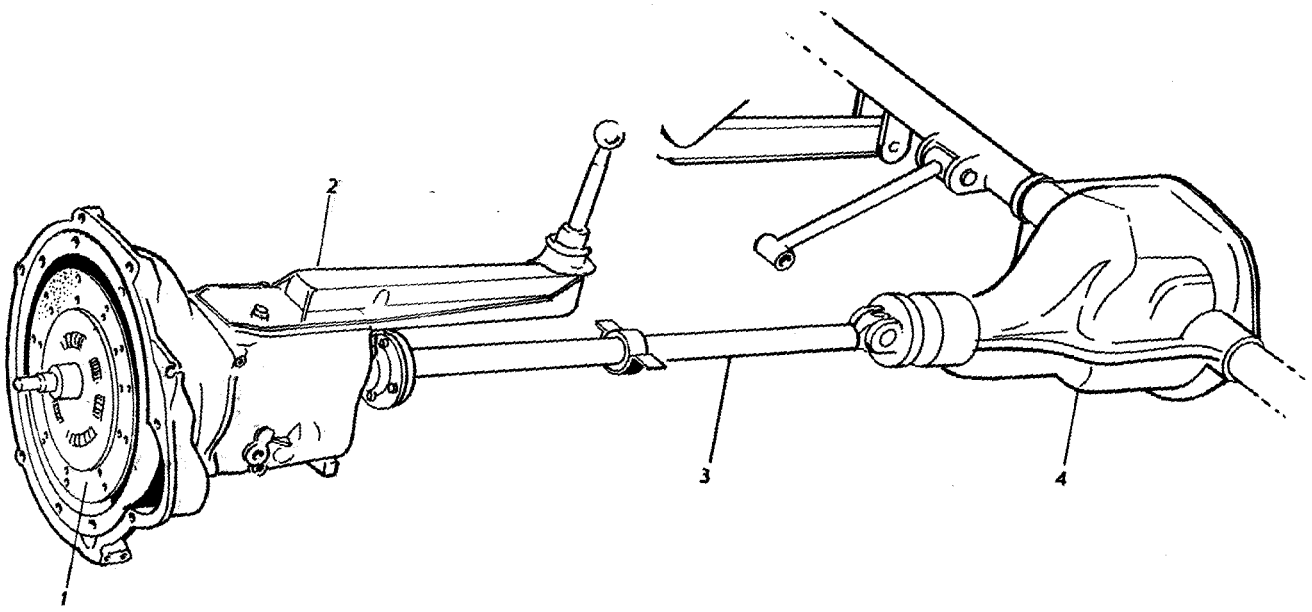

VOLVO
KA 6661

Sida / Page	Grupp / Group	Koppling,kopplingsmanövrering M400,M410 Vst	Clutch,clutch linkage M400,M410 Lhd	Illustration 10960 1974-08	0100
4	4				

Pos. Fig.	Antal/Quantity				Detalj nr Part No	Benämning	Description	Sats Kit	Anmärkning Notes	
1	1	–	–	–	430123-0	Koppling	Clutch	2		1010
2	1	–	–	–	430124-8	Lamell	Plate		B30A ERS AV 1 ST	1015
									461134–9	1016
	1	–	–	–	461134-9	Lamell	Plate		B30A	1020
	1	–	–	–	461314-7	Lamell	Plate		B30E,F	1030
2a	1	–	–	–	275919-9	•Lamellbeläggsats för 430124	•Clutch facing kit for 430124		B30A	1040
										1045
	1	–	–	–	275930-6	•Lamellbeläggsats för 461134	•Clutch facing kit for 461134		B30A	1048
										1050
	1	–	–	–	275931-4	•Lamellbeläggsats	•Clutch facing kit		B30E,F	1055
3	2	–	–	–		••Belägg	••Facing	S		1060
4	36	–	–	–		••Nit	••Rivet	S		1070
5	6	–	–	–	940135-7	Skruv	Screw		5/16 UNC–22 CH–105845,	1080
									EXCL 103274–104323,	1081
									104420–105815.	1082
	6	–	–	–	955296-9	Skruv	Screw		M8–22 CH 105846–,	1083
									INCL 103274–104323,	1084
									104420–105815.	1085
6	1	–	–	–	679148-7	Kopplingspedal	Clutch pedal		CH–74449	1090
	1	–	–	–	1212130-7	Kopplingspedal	Clutch pedal		CH 74450–.	1100
7	2	–	–	–	942913-5	Bussning	Bushing	3	CH–74449	1110
8	2	–	–	–	675555-7	Bussning	Bushing	3	CH 74450–.	1120
9	1	–	–	–	679150-3	Axel	Shaft		CH–74449	1130
10	1	–	–	–	1212132-3	Distansrör	Distance tube		CH 74450–.	1140
11	1	–	–	–	955525-1	Skruv	Screw	0	CH–74449	1150
12	1	–	–	–	941907-8	Fjädrande bricka	Resilient washer	0	CH–74449	1160
13	2	–	–	–	679348-3	Bricka	Washer		CH–74449	1170
14	1	–	–	–	942934-1	Bricka	Washer	0	CH–74449	1180
15	1	–	–	–	942926-7	Låsring	Circlip	0	CH–74449	1190
16	1	–	–	–	942338-5	Skruv	Screw	0	CH 74450–.	1200
17	1	–	–	–	950364-0	Mutter	Nut		CH 74450–	1210
18	1	–	–	–	679152-9	Konsol	Bracket		CH–74449.TID UTF. ERS	1220
									AV 1 ST 1212420–2	1230
									1 ST 1212419–4	1240
	1	–	–	–	1212420-2	Konsol	Bracket		CH–74449.SEN. UTF.	1250
19	1	–	–	–	1212128-1	Konsol	Bracket		CH 74450–.	1260
20	1	–	–	–	677198-4	Knopp	Knob	3	TID. UTF A 12,0	1270
	1	–	–	–	1212419-4	Knopp	Knob	3	SEN. UTF A 8,0	1280
21	1	–	–	–	666176-3	Gummiskoning	Rubber pad	2		1290
22	–	–	–	–		Pedalkåpa	Pedal casing		SE GRUPP 5	1300
23	1	–	–	–	684769-3	Kopplingswire	Clutch cable	1		1310
24	1	–	–	–	961786-1	•Gaffel	•Yoke	3		1320
25	1	–	–	–	955781-0	•Mutter	•Nut	0		1330
26	2	–	–	–	955859-4	•Mutter	•Nut	0		1340
27	1	–	–	–	961787-9	Bult med säkerhetsbygel	Bolt with safety collar	0		1350
28	1	–	–	–	677056-4	Bussning	Bushing	3		1360
29	1	–	–	–	955902-2	Bricka	Washer	0		1370
30	1	–	–	–	955900-6	Bricka	Washer	0		1380
31	1	–	–	–	940152-2	Mutter	Nut	0		1390
32	1	–	–	–	678987-9	Hävarm	Lever			1400
33	1	–	–	–	943488-7	Tätningsring	Seal ring			1410
34	1	–	–	–	678990-3	Returfjäder	Return spring			1420
35	1	–	–	–	955901-4	Bricka	Washer	0		1430
36	1	–	–	–	914452-8	Låsring	Circlip	0		1440
37	1	–	–	–	678986-1	Urkopplingsgaffel	Withdrawal fork	2		1450
38	1	–	–	–	940135-7	Skruv	Screw	0		1460
39	1	–	–	–	678985-3	Urtrampningslager	Withdrawal bearing	1		1470

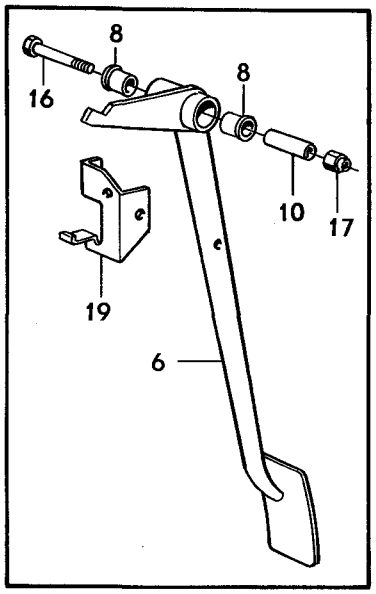

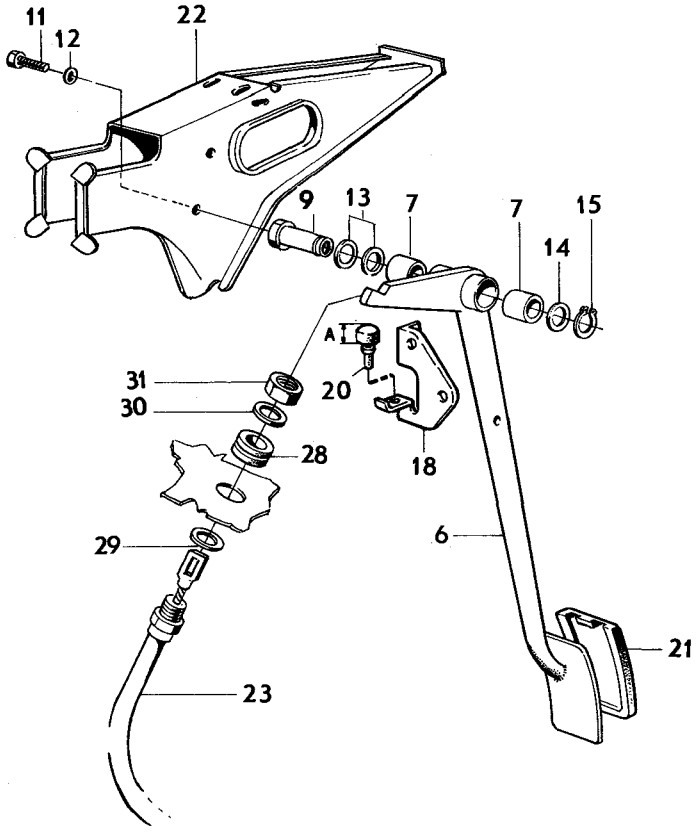

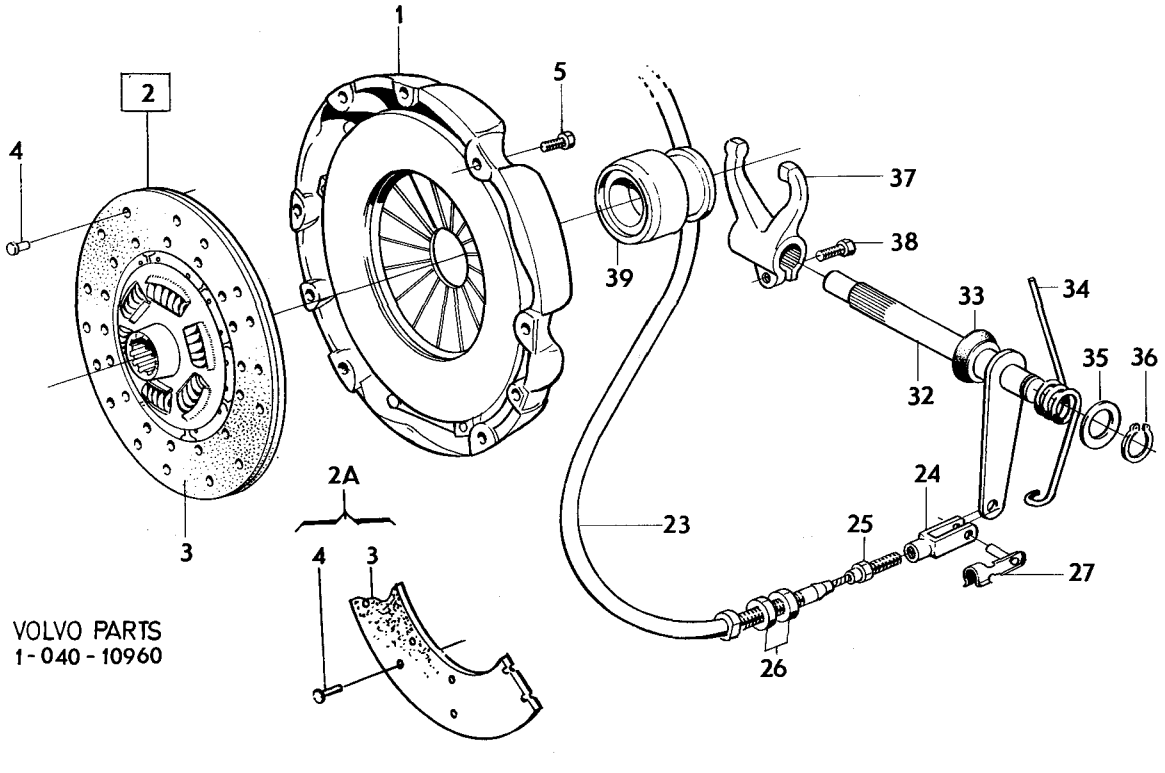

VOLVO PARTS
1-040-10960

Sida / Page	Grupp / Group	Koppling, kopplingsmanövrering / Clutch, clutch linkage	Illustration 14023	0150
6	4	M400, M410 HST / M400, M410 RHD	1975-12	

Pos. Fig.	Antal/Quantity				Detalj nr Part No	Benämning	Description	Sats Kit	Anmärkning Notes	
1	1	–	–	–	430123-0	Koppling	Clutch	2		1010
2	1	–	–	–	430124-8	Lamell	Plate		B30A ERS AV 1 ST 461134-9	1015 1016
	1	–	–	–	461134-9	Lamell	Plate		B30A	1020
	1	–	–	–	461314-7	Lamell	Plate		B30E,F	1030
2a	1	–	–	–	275919-9	•Lamellbeläggsats för 430124	•Clutch facing kit for 430124		B30A	1040 1045
	1	–	–	–	275930-6	•Lamellbeläggsats för 461134	•Clutch facing kit for 461134		B30A	1048 1050
	1	–	–	–	275931-4	•Lamellbeläggsats	•Clutch facing kit		B30E,F	1055
3	2	–	–	–		••Belägg	••Facing	S		1060
4	36	–	–	–		••Nit	••Rivet	S		1070
5	6	–	–	–	940135-7	Skruv	Screw		5/16 UNC–22 CH–105845, EXCL 103274–104323, 104420–105815.	1080 1081
	6	–	–	–	955296-9	Skruv	Screw		M8–22 CH 105846– INCL 103274–104323, 104420–105815.	1082 1084
6	1	–	–	–	679149-5	Kopplingspedal	Clutch pedal			1090
7	2	–	–	–	675555-7	Bussning	Bushing	3		1100
8	1	–	–	–	676526-7	Axel	Shaft			1110
9	1	–	–	–	940156-3	Skruv	Bolt	0		1120
10	1	–	–	–	950364-0	Mutter	Nut	0		1130
11	1	–	–	–	675529-2	Returfjäder	Return spring	3		1140
12	1	–	–	–	679925-8	Konsol	Bracket			1150
13	1	–	–	–	677198-4	Pedalstopp	Pedal stop	3		1160
14	1	–	–	–	942624-8	Flänsskruv	Flanged screw		(955523)	1170
15	1	–	–	–	955894-1	Bricka	Washer		TID UTF	1180
16	1	–	–	–	941907-8	Fjädrande bricka	Resilient washer		TID UTF	1190
17	1	–	–	–	955826-3	Mutter	Nut	0		1200
18	1	–	–	–	666176-3	Gummiskoning	Rubber pad	2		1210
19	1	–	–	–		Pedalkåpa	Pedal casing		SE GRUPP 5	1220
20	1	–	–	–	679154-5	Huvudcylinder	Master cylinder		CH –28593 ERS AV 687465–5	1230 1231
20a	1	–	–	–	687465-5	Huvudcylinder	Master cylinder		CH 28594–	1240
	–	–	–	–		•Det sida 10, 2-A13	•Comps. page 10, 2-A13			1250
21	2	–	–	–	940135-7	Skruv	Screw	0		1260
22	2	–	–	–	941907-8	Fjädrande bricka	Resilient washer	0		1270
23	1	–	–	–		Tryckstång	Push rod		SE SIDA 10, 2-A13	1280
24	1	–	–	–	955847-9	Mutter	Nut	0	CH–28593	1290
25	1	–	–	–	913128-5	Saxpinnebult	Clevis pin	0	CH–63406 ERS AV 1 ST 943546 1 ST 950363	1300 1310
26	1	–	–	–	907824-7	Saxpinne	Split pin	0	CH–63406	1305
26a	1	–	–	–	943456-4	Skruv	Skruv		CH 63407–.	1306
26b	1	–	–	–	950363-2	Mutter	Nut		CH 63407–.	1310
27	1	–	–	–	663418-2	Behållare	Container	3	CH–28593	1320
28	1	–	–	–	663417-4	Klammer	Clamp		CH–28593	1330
29	1	–	–	–	950038-0	Skruv	Bolt	0	CH–28593	1340
30	1	–	–	–	940145-6	Mutter	Nut	0	CH–28593	1350
31	2	–	–	–	955138-3	Skruv	Screw	0	CH–28593	1360
32	1	–	–	–	679867-2	Konsol	Bracket		CH–28593	1370
33	4	–	–	–	955138-3	Skruv	Screw	0	CH–28593	1380
34	70MM	–	–	–	952956-1	Gummislang	Rubber hose	2	CH–28593	1390
35	1	–	–	–	190784-9	Förskruvning	Screw union	0		1400
36	1	–	–	–	18651-0	Packning	Packing	0		1410
37	1510	–	–	–	954314-1	Bundyrör	Bundy piping	0		1420
38	1	–	–	–	80940-0	Förskruvningsmutter	Union nut			1430
39	1	–	–	–	954321-6	Överfallsmutter	Cap nut	0		1440
40	3	–	–	–	951188-2	Klammer	Clamp	0		1450
41	3	–	–	–	955140-9	Skruv	Screw	0		1460
42	1	–	–	–	681084-0	Konsol	Bracket			1470
43	1	–	–	–	665254-9	Gummislang	Rubber hose	1		1480
44	1	–	–	–	940147-2	Låsbricka	Lock washer	0		1490

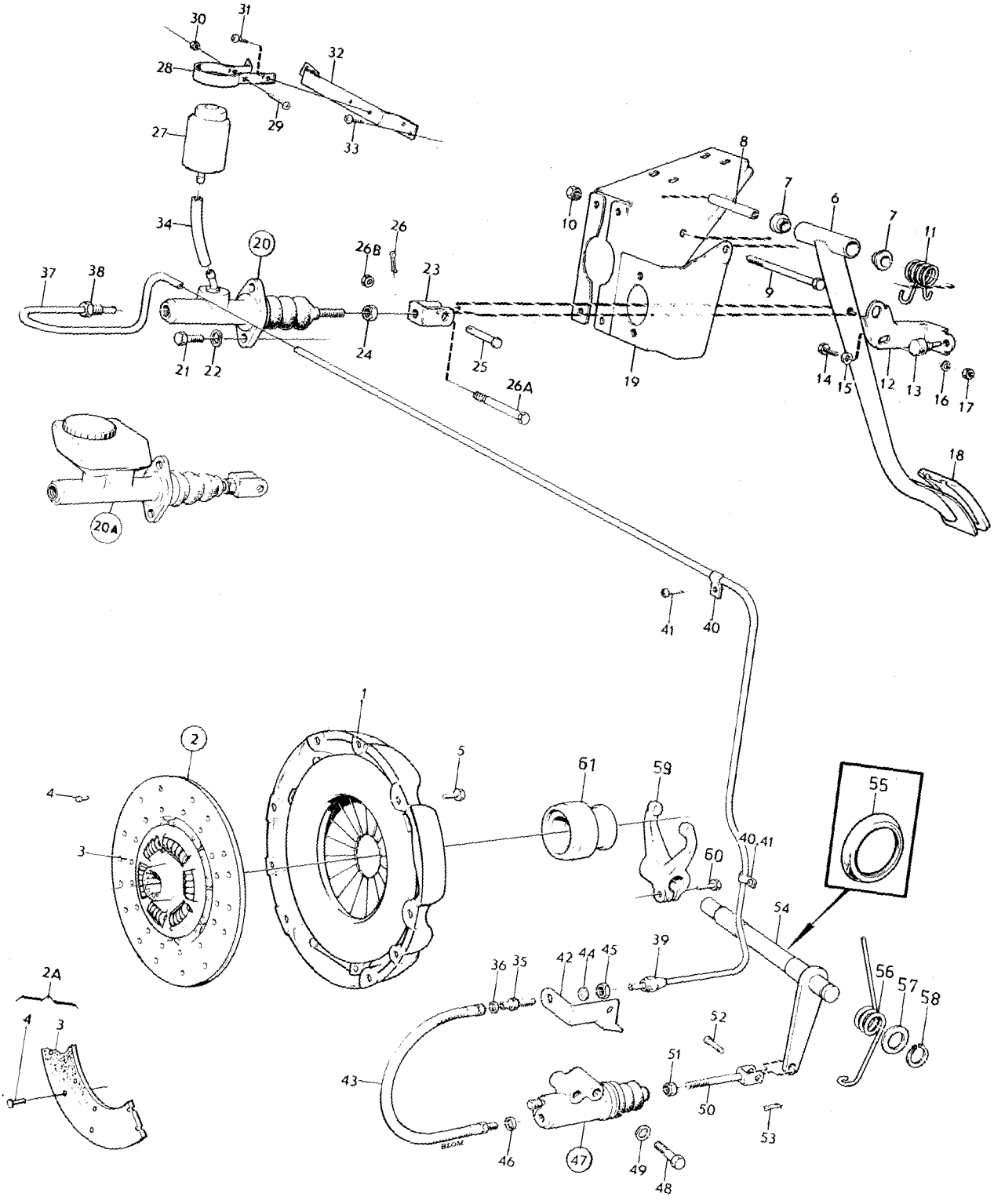

VOLVO PARTS
1040 14023
(10951)

Sida / Page	Grupp / Group			Illustration	
8	4	Koppling, kopplingsmanövrering M400, M410 HST	Clutch, clutch linkage M400, M410 RHD	14023 1975-12	0150

Pos. Fig.	Antal/Quantity				Detalj nr Part No	Benämning	Description	Sats Kit	Anmärkning Notes	
45	1	–	–	–	940153-0	Mutter	Nut	0		1500
46	1	–	–	–	18651-0	Packning	Packing	0		1510
47	1	–	–	–	679155-2	Sekundärcylinder	Slave cylinder	2		2010
	–	–	–	–		•Det sida 12 , 2-A15	•Comps. page 12 , 2-A15			2020
48	2	–	–	–	955526-9	Skruv	Screw	0		2030
49	2	–	–	–	941907-8	Fjädrande bricka	Resilient washer	0		2040
50	1	–	–	–	679156-0	Tryckstång	Push rod	3		2050
51	1	–	–	–	955857-8	Mutter	Nut	0		2060
52	1	–	–	–	913110-3	Saxpinnebult	Clevis pin	0		2070
53	1	–	–	–	907824-7	Saxpinne	Split pin	0		2080
54	1	–	–	–	679488-7	Hävarm	Lever			2090
55	1	–	–	–	943488-7	Tätningsring	Seal ring			2100
56	1	–	–	–	679457-2	Returfjäder	Return spring			2110
57	1	–	–	–	955901-4	Bricka	Washer			2120
58	1	–	–	–	914452-8	Låsring	Circlip			2130
59	1	–	–	–	678986-1	Urkopplingsgaffel	Withdrawal fork			2140
60	1	–	–	–	940135-7	Skruv	Screw			2150
61	1	–	–	–	678985-3	Urtrampningslager	Withdrawal bearing			2160

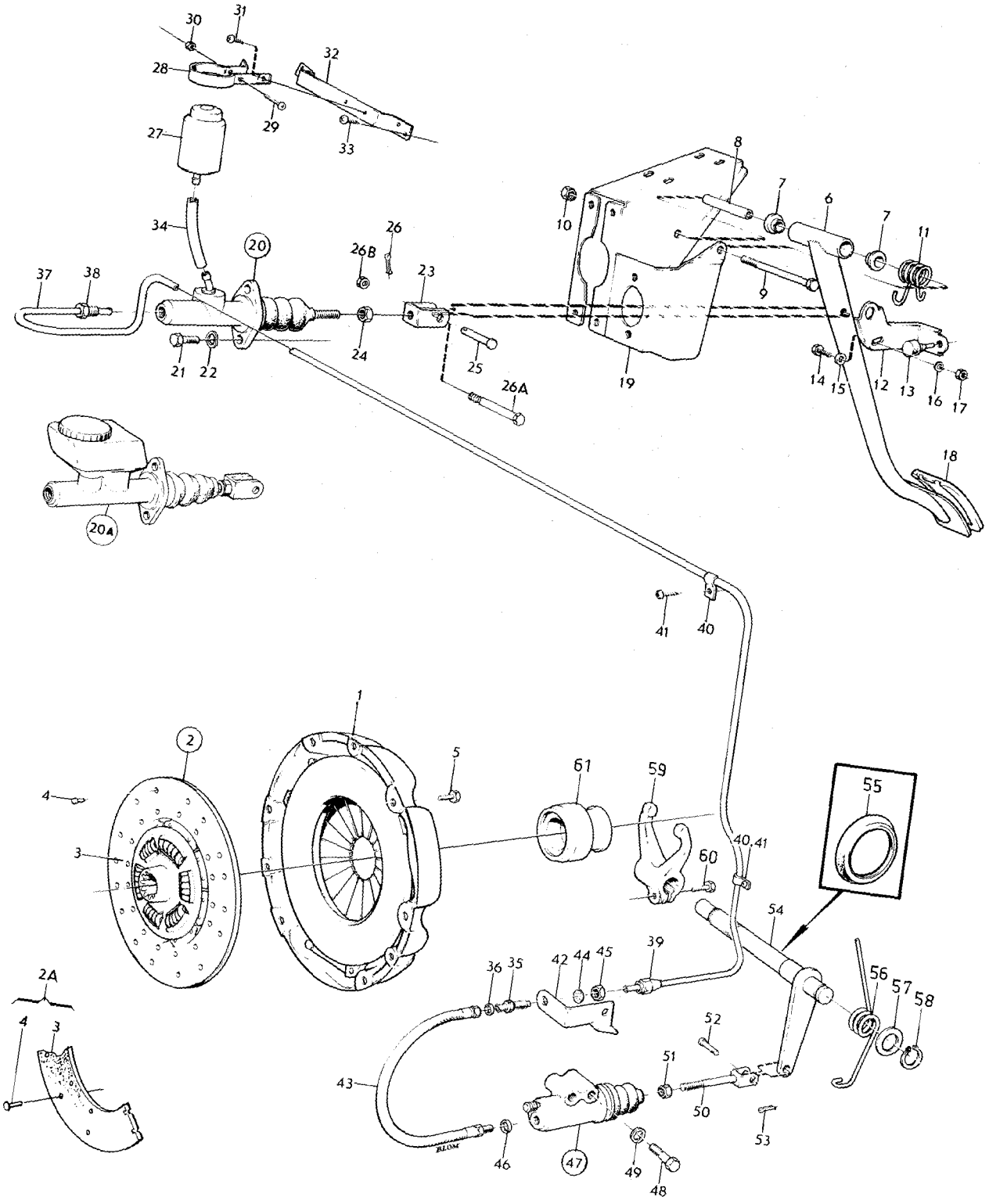

VOLVO PARTS
1040 14023
(10961)

Sida 10 Grupp 4 — Huvudcylinder — Master cylinder — Illustration 8472 — 0200
Page Group — 1974-08

Pos. Fig.	Antal/Quantity 679 154	687 465			Detalj nr Part No	Benämning	Description	Sats Kit	Anmärkning Notes	
1	1	–	–	–	679154-5	Huvudcylinder	Master cylinder	2		1010
	–	1	–	–	687465-5	Huvudcylinder	Master cylinder	2		1020
2	1	–	–	–		•Hus	•Housing	8		1030
3	–	1	–	–		•Hus	•Housing	8		1040
4	1	1	–	–	681864-5	•Fjäder	•Spring	3		1050
5	1	1	–	–		•Packning	•Packing	8		1060
6	1	1	–	–	681865-2	•Bricka	•Washer	3		1070
7	1	1	–	–		•Kolv	•Piston	8		1080
8	1	1	–	–		•Tätning	•Seal	8		1090
9	1	1	–	–	681866-0	•Bricka	•Washer	3		1100
10	1	1	–	–		•Låsring	•Circlip	8		1110
11	1	1	–	–		•Gummikåpa	•Rubber boot	8		1120
12	–	1	–	–		•Spännring	•Tension ring	8		1130
13	1	1	–	–	681867-8	•Tryckstång	•Push rod	3		1140
14	1	–	–	–	681868-6	•Gummibussning	•Rubber bushing	2		1150
15	–	1	–	–	688048-8	•Gummibussning	•Rubber bushing	2		1160
16	1	–	–	–	681869-4	•Nippel	•Nipple			1170
17	–	1	–	–	688049-6	•Behållare	•Container	3		1180
18	–	1	–	–	688051-2	•Packning	•Packing	2		1190
19	–	1	–	–	688052-0	•Bricka	•Washer			1200
20	–	1	–	–	688050-4	•Skruv	•Screw			1210
21	–	1	–	–	681659-9	•Sil	•Strainer			1220
22	–	1	–	–	681660-7	•Lock	•Filler cap			1230
	1	–	–	–	273118-0	Reparationssats	Reconditioning kit	1		1240
	–	1	–	–	273215-4	Reparationssats	Reconditioning kit	1		1250

1

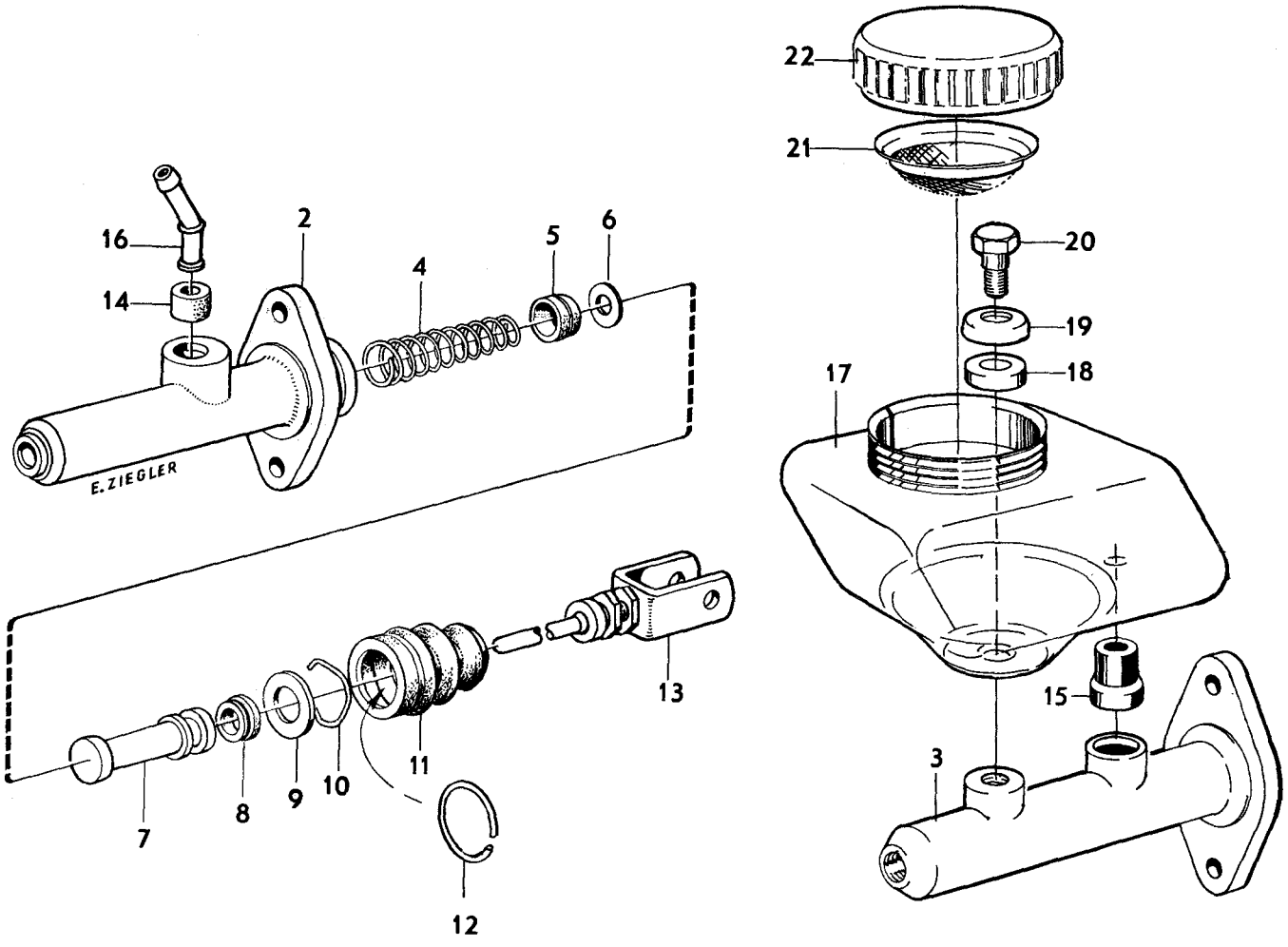

VOLVO
KA 8472

Sida 12 Page | Grupp 4 Group | Sekundärcylinder | Slave cylinder | Illustration 6656 | 0250

1974-08

Pos. Fig.	Antal/Quantity				Detalj nr Part No	Benämning	Description	Sats Kit	Anmärkning Notes	
1	1	–	–	–	679155-2	Sekundärcylinder	Slave cylinder	2		1010
2	1	–	–	–		•Hus	•Housing	8		1020
3	1	–	–	–		•Kolv	•Piston	8		1030
4	1	–	–	–		•Packning	•Packing	8		1040
5	1	–	–	–	681870-2	•Låsring	•Circlip	2		1050
6	1	–	–	–		•Gummikåpa	•Rubber boot	8		1060
7	1	–	–	–	681871-0	•Låsring	•Lock ring	2		1070
8	1	–	–	–	681872-8	•Låsring	•Lock ring	2		1080
9	1	–	–	–	681873-6	•Tryckstång	•Push rod	3		1090
10	1	–	–	–	681874-4	•Luftningsnippel	•Air venting nipple	1		1100
11	1	–	–	–		••Gummikåpa	••Rubber boot	8		1110
	1	–	–	–	273119-8	Reparationssats	Reconditioning kit	1		11

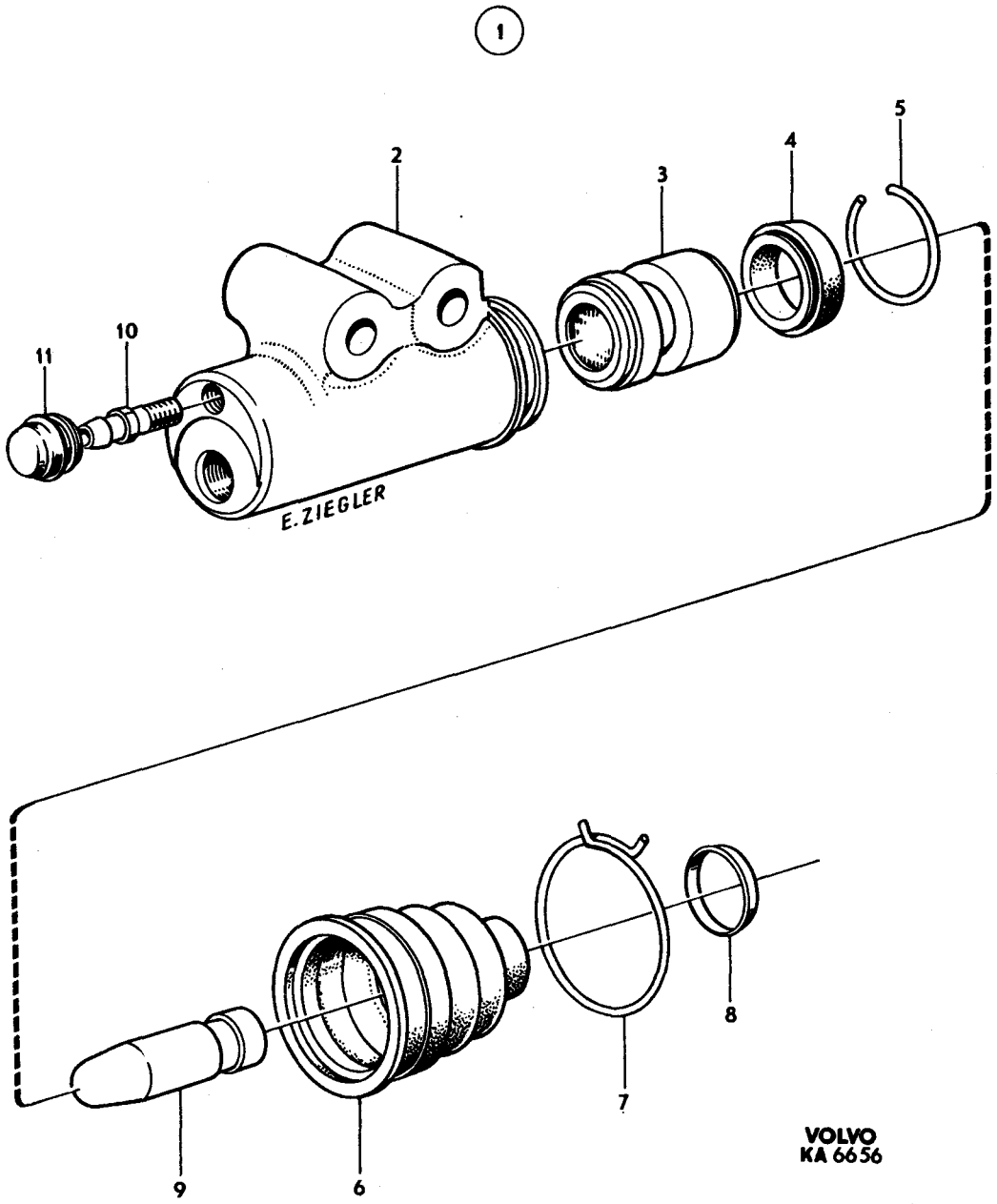
1
2
3
4
5
10
11
E. ZIEGLER
6
7
8
9
VOLVO
KA 6656

Sida / Page	Grupp / Group	Växellåda,ALT.1,23) / Gearbox,ALT.1,23)	Illustration 13147	0300
14	4	Upphängning,reglage / Mountings,control		
		M400,M410, GV / M400,M410, GV	1975-03	

Pos. Fig.	Antal/Quantity M400	M410			Detalj nr Part No	Benämning	Description	Sats Kit	Anmärkning Notes	
1	1	–	–	–	254574-7	Växellåda	Gearbox	8	CH–43921 INCL 49006–56725.SPEC UTF 6031. ERS AV 1 ST 254732–1	1010 1020 1030
	1	–	–	–	254616-6	Växellåda	Gearbox	8	CH 43922–62333. EXCL 49006–56725. ERS AV 1 ST 254732–1	1040 1050 1060
	1	–	–	–	254704-0	Växellåda	Gearbox	4	CH 62334–74449	1070
	1	–	–	–	254732-1	Växellåda	Gearbox		23) MÄRKT 254732 ERS.AV 1 ST 254765–1	1080 1085
	–	–	–	–		•Det sida 26 , 2-B05	•Comps. page 26 , 2-B05			1090
2	–	1	–	–	254566-3	Växellåda	Gearbox	8	CH–41704,SPEC. UTF 6048 CH 57462–61350	1100 1110
	–	1	–	–	254587-9	•Växellåda	•Gearbox		23) ERS AV 1 ST 254771–9	1120 1125
	–	–	–	–		••Det sida 30 , 2-B09	••Comps. page 30 , 2-B09			1130
4	–	1	–	–	254740-4	•Överväxel	•Overdrive		(254565)	1140
	–	–	–	–		••Det sida 44 , 2-B23	••Comps. page 44 , 2-B23			1150
5	–	1	–	–	254631-5	Växellåda	Gearbox	8	CH 41705–62333	1160
6	–	1	–	–	254632-3	•Växellåda	•Gearbox		ERS AV 1 ST 254771–9	1170
	–	–	–	–		••Det sida 30 , 2-B09	••Comps. page 30 , 2-B09			1180
7	–	1	–	–	254740-4	•Överväxel	•Overdrive		(254565)	1190
	–	–	–	–		••Det sida 44 , 2-B23	••Comps. page 44 , 2-B23			1200
8	–	1	–	–	254714-9	Växellåda	Gearbox	8	SPEC UTF 6048 CH 62121–.	1210
9	–	1	–	–	254731-3	•Växellåda	•Gearbox	4		1220
	–	–	–	–		••Det sida 30 , 2-B09	••Comps. page 30 , 2-B09			1230
10	–	1	–	–	254740-4	•Överväxel	•Overdrive		(254565)	1240
	–	–	–	–		••Det sida 44 , 2-B23	••Comps. page 44 , 2-B23			1250
11	–	1	–	–	254705-7	Växellåda	Gearbox	8	CH 62234–74449	1260
12	–	1	–	–	254709-9	•Växellåda	•Gearbox		ERS AV 1 ST 254771–9	1270
	–	–	–	–		••Det sida 30 , 2-B09	••Comps. page 30 , 2-B09			1280
13	–	1	–	–	254740-4	•Överväxel	•Overdrive		(254565)	1290
	–	–	–	–		••Det sida 44 , 2-B23	••Comps. page 44 , 2-B23			1300
14	–	1	–	–	254733-9	Växellåda	Gearbox	8	23) MÄRKT 254733	1310
15	–	1	–	–	254734-7	•Växellåda	•Gearbox		ERS AV 1 ST 254771–9	1320
	–	–	–	–		••Det sida 30 , 2-B09	••Comps. page 30 , 2-B09			1330
16	–	1	–	–	254740-4	•Överväxel	•Overdrive	4		1340
	–	–	–	–		••Det sida 44 , 2-B23	••Comps. page 44 , 2-B23			1350
17	–	1	–	–	380654-4	Låsring	Circlip	3		1360
18	–	1	–	–	380652-8	Kam	Cam	3		1370
19	–	1	–	–	191882-0	Kil	Key	0		1380
20	–	1	–	–	380653-6	Låsring	Circlip	3		1390
21	–	1	–	–	380618-9	Packning	Gasket	1		1400
22	–	8	–	–	955920-4	Bricka	Washer	0		1410
23	–	8	–	–	955846-1	Mutter	Nut	0		1420
24	1	–	–	–	380168-5	Hastighetsmätardrev	Speedometer gear	3	ANT KUGGAR 18 UTV 3,73/1	1430
	1	–	–	–	380166-9	Hastighetsmätardrev	Speedometer gear	3	ANT KUGGAR 17 UTV 3,54/1	1440
	–	1	–	–		Hastighetsmätardrev	Speedometer gear		SE SIDA 46, 2-C01	1450
25	1	–	–	–	380192-5	Tätningsring	Seal ring	2		1460
26	1	–	–	–	380435-8	Lagerhylsa	Bearing cage			1470
27	1	–	–	–	191117-1	Tätningsring	Seal ring	2		1480
28	1	–	–	–	191690-7	Skruv	Screw			1490
29	1	–	–	–	11992-5	Packning	Packing	0		1500
30	1	1	–	–		Kullager	Ball bearing		SE GRUPP 2A	1510
31	4	4	–	–	940160-5	Skruv	Screw	0		1520
32	4	4	–	–	941909-4	Fjädrande bricka	Resilient washer	0		1530
33	1	–	–	–	678936-6	Gummikudde	Rubber cushion	1		1540
	–	1	–	–	683711-6	Gummikudde	Rubber cushion	1		1550
34	2	2	–	–	944209-6	Skruv	Screw	0		1560
35	1	–	–	–	675898-1	Balk	Member	4		2010

23. Beställning av ingående detaljer skall göras med ledning av växellådans märkning. Ports component must be ordered in accordance with the marking on the gearbox. La commande des pièces de rechanges' rapportant doit se faire en se référant au code d'identification de la boîte. Bei Bestellung von Einzelbestandteilen ist die Kennzeichnung des Getriebes zu berücksichtigen . El pedido de las piezos debera hacerse de acuerdo al marcado de la caja de cambios.

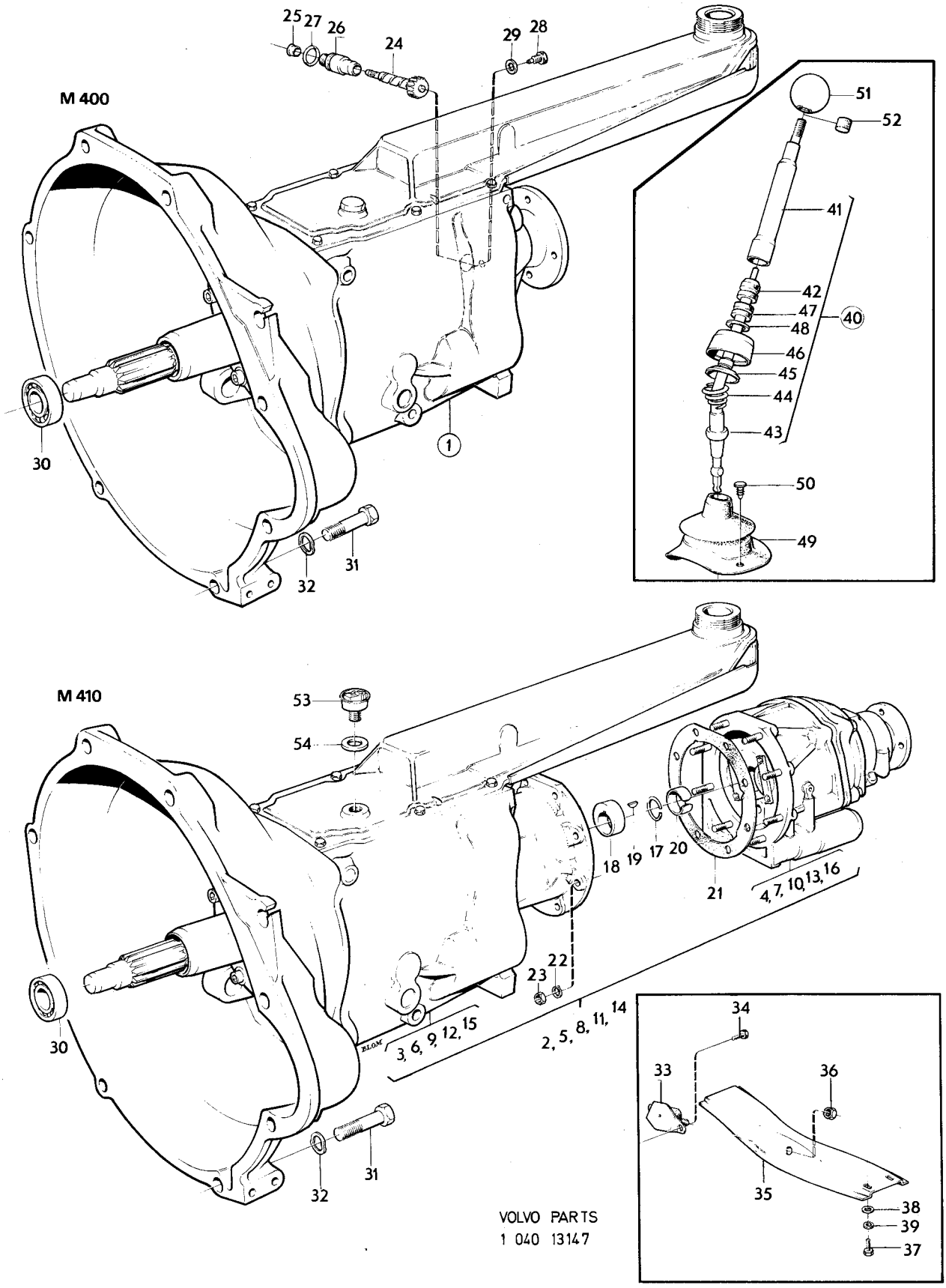

VOLVO PARTS
1 040 13147

Sida / Page	Grupp / Group	Växellåda,ALT.1,23) / Gearbox,ALT.1,23)	Illustration 13147	0300
16	4	Upphängning,reglage / Mountings,control		
		M400,M410, GV / M400,M410, GV	1975-12	

Pos. Fig.	Antal/Quantity M400	M410			Detalj nr Part No	Benämning	Description	Sats Kit	Anmärkning Notes	
	–	1	–	–	675899-9	Balk	Member	4		2020
36	1	1	–	–	950365-7	Mutter	Nut	0		2030
37	4	4	–	–	944209-6	Flänsskruv	Screw	0	SEN UTF	2040
38	4	4	–	–	940097-9	Bricka	Washer	0	TID UTF	2050
39	4	4	–	–	940108-4	Fjäderbricka	Spring washer	0	TID UTF	2060
40	1	1	–	–	686709-7	Växelspak, kmpl	Gear lever, cpl		(680236) (686722)	2070
41	1	1	–	–		•Växelspak, övre	•Gear lever,upper	8		2090
42	1	1	–	–	680628-5	•Gummibussning	•Rubber bushing	2		2100
43	1	1	–	–		•Växelspak, nedre	•Gear lever,lower	8		2110
44	1	1	–	–	380199-0	•Fjäder	•Spring	3		2120
45	1	1	–	–	380198-2	•Kulskål	•Ball socket	3		2130
46	1	1	–	–	380197-4	•Kåpa	•Casing	3		2140
47	1	1	–	–	680629-3	•Gummibussning	•Rubber bushing	2		2150
48	1	1	–	–	943163-6	•Låsring	•Circlip	0		2160
49	1	1	–	–	681560-9	Gummikåpa	Rubber boot	3		2170
50	4	4	–	–		Gummipropp	Rubber plug	8	(685851)	2180
51	1	1	–	–	680243-3	Handgrepp	Knob			2190
52	1	1	–	–	381238-5	Gummipropp	Rubber plug			2210
53	–	1	–	–	662292-2	Strömbrytare	Switch, overdrive			2220
54	–	1	–	–	11996-6	Packning	Packing			2230

23. Beställning av ingående detaljer skall göras med ledning av växellådans märkning. Ports component must be ordered in accordance with the marking on the gearbox. La commande des pièces de rechanges' rapportant doit se faire en se référant au code d'identification de la boîte. Bei Bestellung von Einzelbestandteilen ist die Kennzeichnung des Getriebes zu berücksichtigen . El pedido de las piezos debera hacerse de acuerdo al marcado de la caja de cambios.

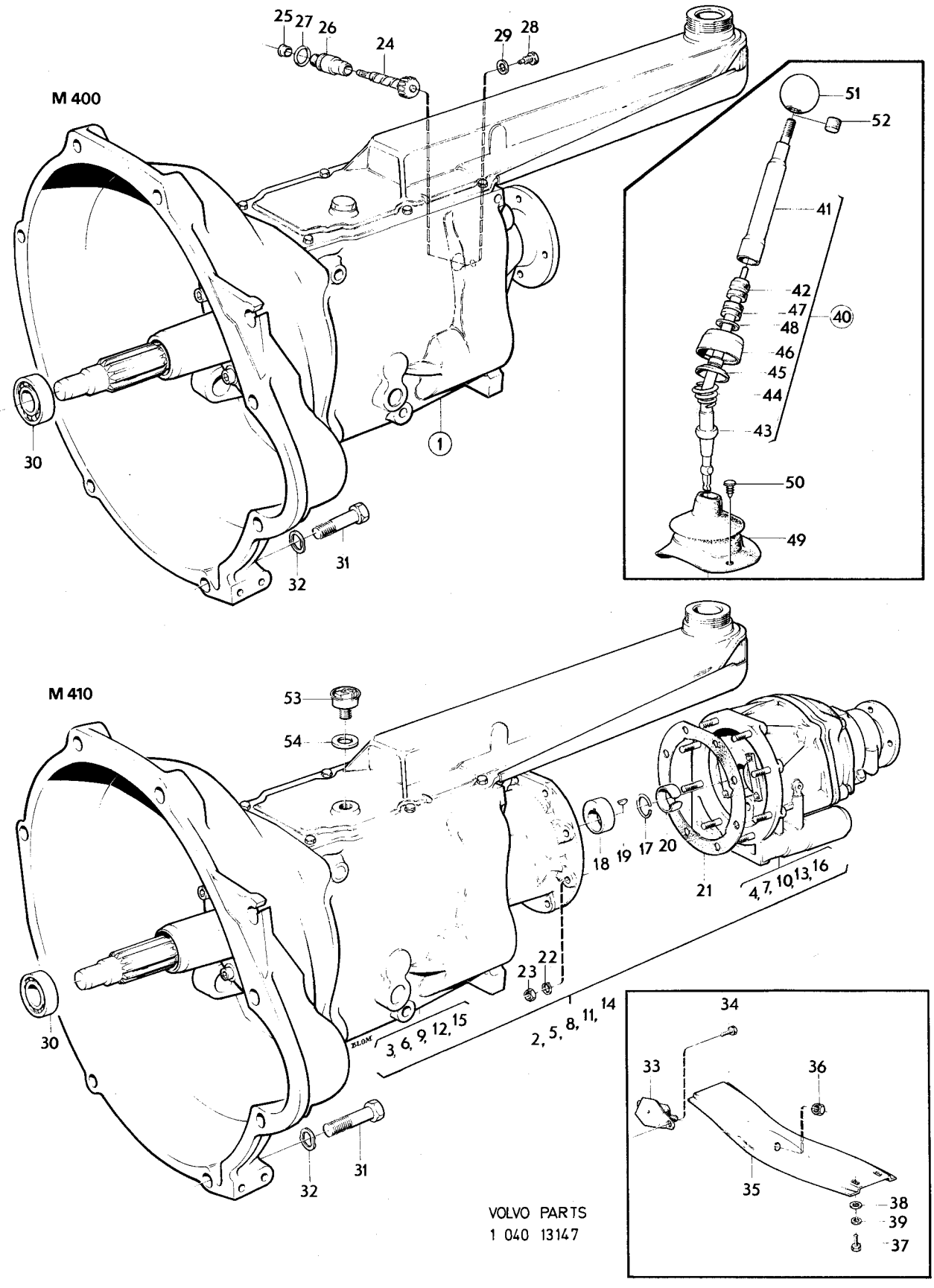

VOLVO PARTS
1 040 13147

Sida 18 / Page — Grupp 4 / Group — Växellåda,ALT.2,23) / Upphängning,reglage / M400,M410, GV — Gearbox,ALT.2,23) / Mountings,control / M400,M410, GV — Illustration 14024 — 1975-12 — 0350

Pos. Fig.	Antal/Quantity M400	M410			Detalj nr Part No	Benämning	Description	Sats Kit	Anmärkning Notes	
1	1	–	–	–	254765-1	Växellåda	Gearbox		23) MÄRKT 254765	1010
	–	–	–	–		•Det sida 26, 2-B05	•Comps. page 26, 2-B05			1020
2	–	1	–	–	254766-9	Växellåda	Gearbox	8	23) MÄRKT 254766	1030
2a	–	1	–	–	254771-9	•Växellåda	•Gearbox		23)	1040
	–	–	–	–		••Det sida 30, 2-B09	••Comps. page 30, 2-B09			1050
3	–	1	–	–	254740-4	•Överväxel	•Overdrive			1060
	–	–	–	–		••Det sida 44, 2-B23	••Comps. page 44, 2-B23			1070
4	–	1	–	–	380654-4	Låsring	Circlip			1080
5	–	1	–	–	380652-8	Kam	Cam			1090
6	–	1	–	–	191882-0	Kil	Key			1100
7	–	1	–	–	380653-6	Låsring	Circlip			1110
8	–	1	–	–	380618-9	Packning	Gasket			1[illegible]
9	–	8	–	–	955920-4	Bricka	Washer			1[illegible]
10	–	8	–	–	955846-1	Mutter	Nut			1140
11	1	–	–	–	380168-5	Hastighetsmätardrev	Speedometer gear		ANT.KUGGAR 18	1[illegible]
									UTV 3.73/1	1[illegible]
	–	–	–	–	380166-9	Hastighetsmätardrev	Speedometer gear		ANT KUGGAR 17	1160
									UTV 3,54/1	1[illegible]
	–	1	–	–		Hastighetsmätardrev	Speedometer gear		SE SIDA 46, 2-C01	1[illegible]
12	1	–	–	–	380192-5	Tätningsring	Seal ring			1180
13	1	–	–	–	380435-8	Lagerhylsa	Bearing cage			1[illegible]
14	1	–	–	–	191117-1	Tätningsring	Seal ring			1[illegible]
15	1	–	–	–	191690-7	Skruv	Screw			1210
16	1	–	–	–	11992-5	Packning	Packing			1220
17	1	1	–	–		Kullager	Ball bearing		SE GRUPP 2A	1230
18	4	–	–	–	940160-5	Skruv	Screw			1240
19	4	–	–	–	941909-4	Fjädrande bricka	Resilient washer			1250
20	1	–	–	–	678936-6	Gummikudde	Rubber cushion			1260
	–	1	–	–	683711-6	Gummikudde	Rubber cushion			1270
21	2	2	–	–	944209-6	Skruv	Screw			1280
22	1	–	–	–	675898-1	Balk	Member			1290
	–	1	–	–	675899-9	Balk	Member			1300
23	1	1	–	–	950365-7	Mutter	Nut			1310
24	4	4	–	–	944209-6	Flänsskruv	Flange screw		SEN.UTF.	1320
25	4	4	–	–	940097-9	Bricka	Washer		TID UTF	1330
26	4	4	–	–	940108-4	Fjäderbricka	Spring washer		TID UTF	1340
27	1	1	–	–	381632-9	Växelspak	Gear lever		TID UTF. ERS AV 1 ST	1350
									381661–8, 1 ST 381508–1	1355
28	1	1	–	–	381661-8	Växelspak	Gear lever		SEN UTF.	1[illegible]
29	–	–	–	–		•Växelspak, övre	•Gear lever, upper	8		1[illegible]
30	1	1	–	–	680628-5	•Gummibussning	•Rubber bushing		TID. UTF.	1380
31	1	1	–	–	381621-2	•Gummibussning	•Rubber bushing		SEN. UTF	1[illegible]
32	–	–	–	–		•Växelspak, nedre	•Gear lever, lower	8		1[illegible]
33	1	1	–	–	380930-8	•Kulskål	•Ball socket			1410
34	1	1	–	–	380928-2	•Fjäder	•Spring			1[illegible]
35	1	1	–	–	947062-6	•Låsring	•Circlip			1[illegible]
36	1	1	–	–	380997-7	•Gummibussning	•Rubber bushing			1440
37	1	1	–	–	951958-8	•Rörpinne	•Pin			1[illegible]
38	1	1	–	–	381683-2	Gummibricka	Rubber washer		1)	1[illegible]
39	1	1	–	–	681560-9	Gummikåpa	Rubber boot		TID. UTF.	1470
40	1	1	–	–	1207819-2	Gummikåpa	Rubber boot		SEN. UTF.	1480
41	4	4	–	–	1224540-3	Klammer	Clamp			1490
42	1	1	–	–	380940-7	Handgrepp	Knob		TID. UTF.	1500
43	1	–	–	–	381508-1	Handgrepp	Knob		SEN. UTF.	1510
44	–	1	–	–	381626-1	Handgrepp, överdel	Knob, upper		SEN. UTF.	1520
45	–	1	–	–	381627-9	Handgrepp, underdel	Knob, lower		SEN. UTF.	1530
46	–	1	–	–	662292-2	Strömbrytare	Switch, overdrive		TID. UTF.	1540

1. Ej standardutrustning. Säljes som tillbehör. Optional extra. N'est pas equipement standard. Est vendur comme accessoire. Nicht serienmässig. Verkauf als Zubehör. No forma parti del equipo standard. Se vende como accesorio.
23. Beställning av ingående detaljer skall göras med ledning av växellådans märkning. Ports component must be ordered in accordance with the marking on the gearbox. La commande des pièces de rechanges' rapportant doit se faire en se référant au code d'identification de la boîte. Bei Bestellung von Einzelbestandteilen ist die Kennzeichnung des Getriebes zu berücksichtigen . El pedido de las piezos debera hacerse de acuerdo al marcado de la caja de cambios.

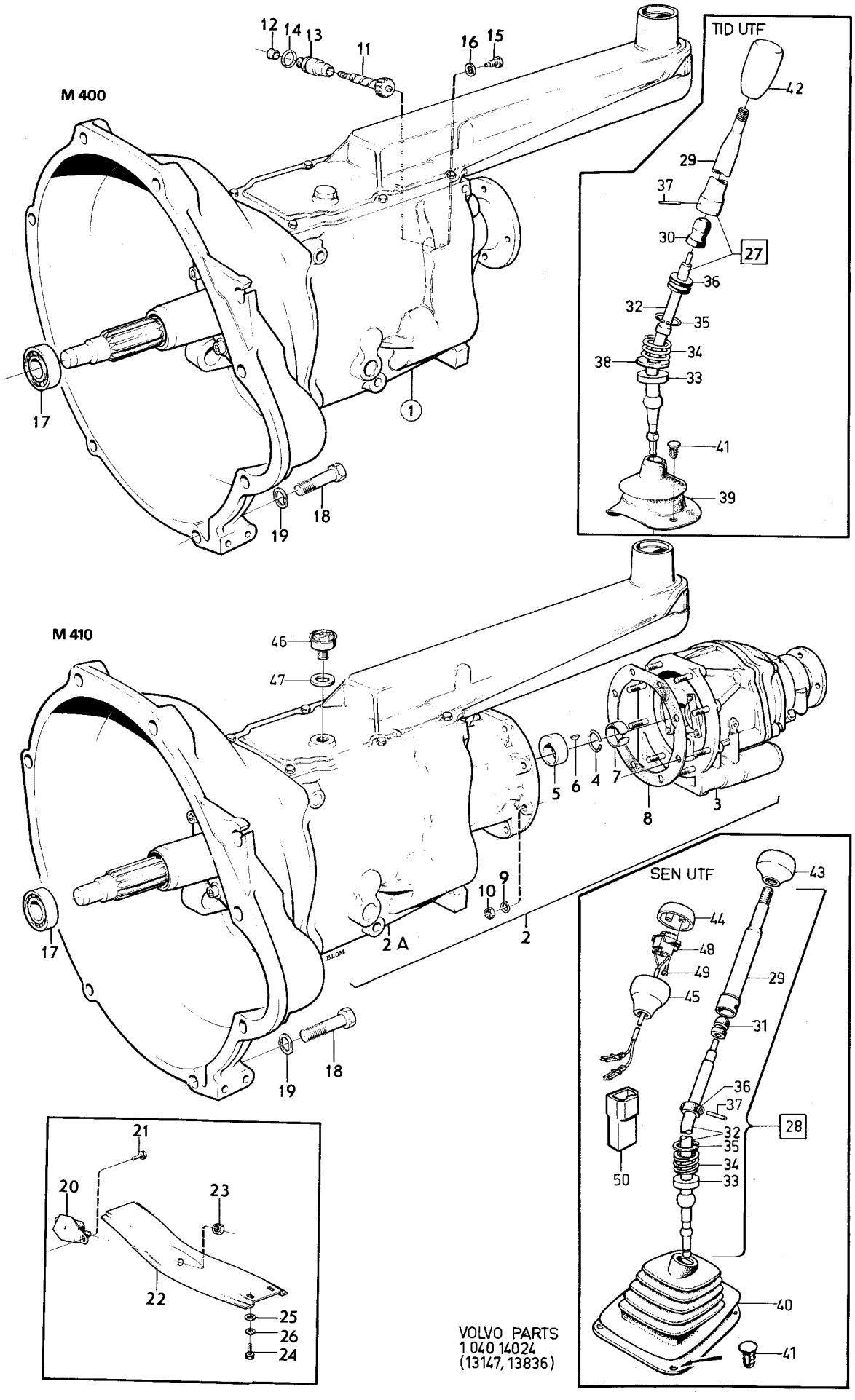

VOLVO PARTS
1 040 14024
(13147, 13836)

Sida / Page	Grupp / Group	Växellåda,ALT.2,23) / Upphängning,reglage M400,M410, GV	Gearbox,ALT.2,23) / Mountings,control M400,M410, GV	Illustration 14024 / 1975-12	0350
20	4				

Pos. Fig.	Antal/Quantity M400	M410			Detalj nr Part No	Benämning	Description	Sats Kit	Anmärkning Notes	
47	–	1	–	–	11996-6	Packning	Packing		TID. UTF.	1550
48	–	1	–	–	1215478-7	Strömställare	Switch		SEN. UTF.	1560
49	2	–	–	–	947092-3	Skruv	Screw		SEN. UTF.	1570
50	1	–	–	–	947780-3	Stiftisolator	Pin insulator		SEN. UTF.	1580

23. Beställning av ingående detaljer skall göras med ledning av växellådans märkning. Ports component must be ordered in accordance with the marking on the gearbox. La commande des pièces de rechanges' rapportant doit se faire en se référant au code d'identification de la boîte. Bei Bestellung von Einzelbestandteilen ist die Kennzeichnung des Getriebes zu berücksichtigen . El pedido de las piezos debera hacerse de acuerdo al marcado de la caja de cambios.

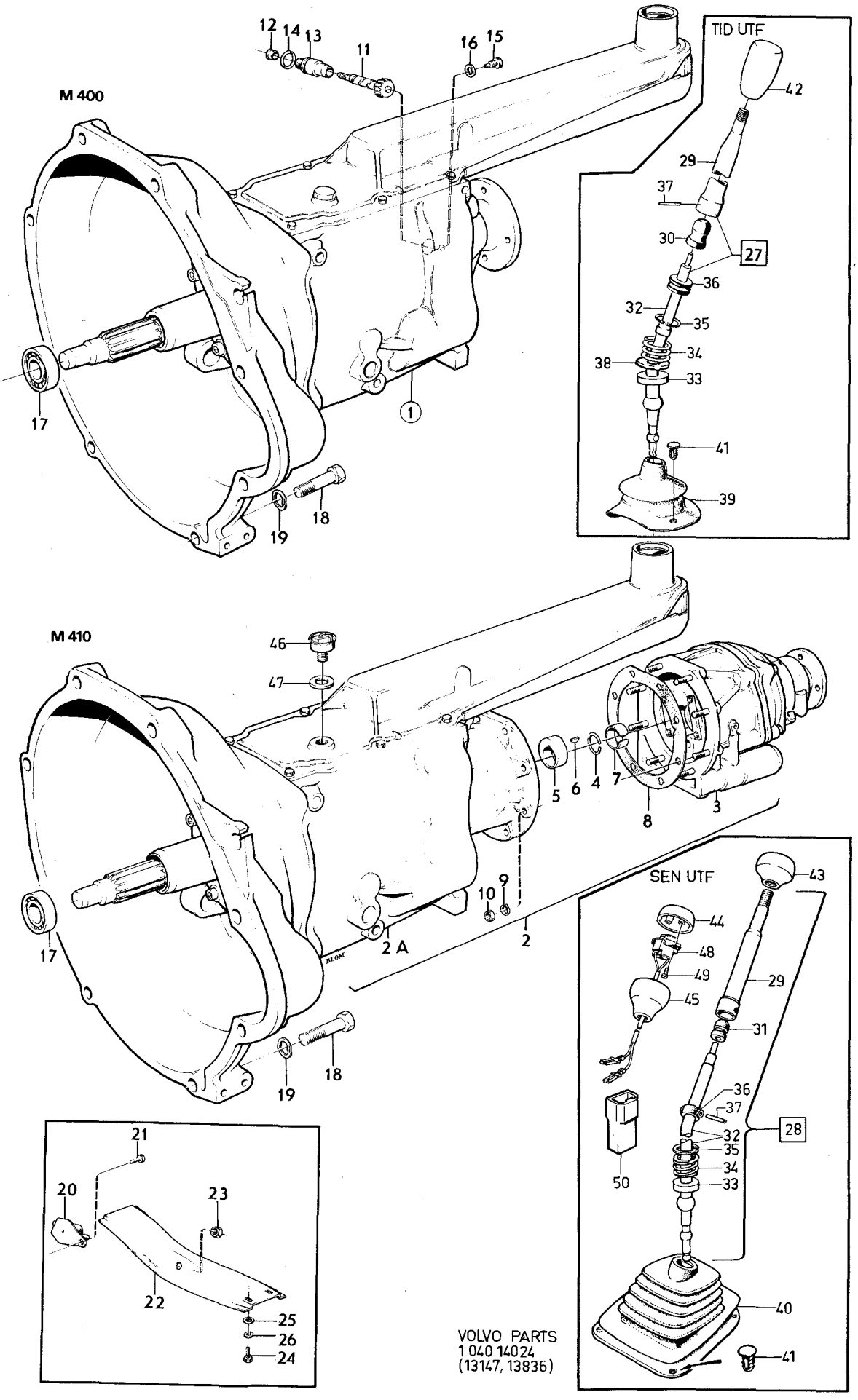
M 400
TID UTF
M 410
SEN UTF
VOLVO PARTS
1 040 14024
(13147, 13836)

Sida 22 Page — Grupp 4 Group — Växellåda, Upphängning, reglage M400, RV — Gearbox, Mountings, control M400, RV — Illustration 8486 — 1975-03 — 0400

Pos. Fig.	Antal/Quantity				Detalj nr Part No	Benämning	Description	Sats Kit	Anmärkning Notes	
1	1	–	–	–	254537-4	Växellåda	Gearbox		12,23) MÄRKT 254537	1010
									ERS AV 1 ST 254630–7.	1015
	1	–	–	–	254630-7	Växellåda	Gearbox		13,23) MÄRKT 254630.	1020
	–	–	–	–		Det sida 34 , 2-B13	Comps. page 34 , 2-B13			1030
2	1	–	–	–	380168-5	Hastighetsmätardrev	Speedometer gear	3		1040
3	1	–	–	–	380192-5	Tätningsring	Seal ring	2		1050
4	1	–	–	–	380435-8	Lagerhylsa	Bearing cage			1060
5	1	–	–	–	191117-1	Tätningsring	Seal ring	2		1070
6	1	–	–	–	191690-7	Skruv	Screw	0		1080
7	1	–	–	–	11992-5	Packning	Packing	0		1090
8	1	–	–	–		Kullager	Ball bearing		SE GRUPP 2A	1100
9	4	–	–	–	940160-5	Skruv	Screw	0		1110
10	4	–	–	–	941909-4	Fjädrande bricka	Resilient washer	0		1120
11	1	–	–	–	678936-6	Gummikudde	Rubber cushion	1		1130
12	2	–	–	–	955534-3	Skruv	Screw	0		1140
13	2	–	–	–	940108-4	Fjäderbricka	Spring washer	0		1150
14	1	–	–	–	675898-1	Balk	Member	4		1160
15	1	–	–	–	950365-7	Mutter	Nut	0		1170
16	4	–	–	–	955534-3	Skruv	Screw	0		1180
17	4	–	–	–	940097-9	Bricka	Washer	0		1190
18	4	–	–	–	940108-4	Fjäderbricka	Spring washer	0		1200
19	1	–	–	–	679953-0	Konsol	Bracket	4	VST	1210
	1	–	–	–	679954-8	Konsol	Bracket	4	HST	1220
20	1	–	–	–	940100-1	Skruv	Screw	0	L 16	1230
	2	–	–	–	955513-7	Skruv	Screw	0	L 19	1240
21	3	–	–	–	941906-0	Fjädrande bricka	Resilient washer	0		1250
22	1	–	–	–	679948-0	Växelspak	Gear lever	2		1260
23	1	–	–	–	673235-8	Handgrepp	Knob	2		1270
24	2	–	–	–	943035-6	Bussning	Bushing	2		1280
25	1	–	–	–	679952-2	Kulskål	Ball shell	2		1290
26	1	–	–	–	679951-4	Överfallsmutter	Cap nut		ERS AV 1 ST 684453	1300
									1 ST 684420.	1310
26a	1	–	–	–	684453-4	Överfallsmutter	Cap nut			1320
26b	1	–	–	–	684420-3	Gummikåpa	Rubber casing	2		1330
27	1	–	–	–	679050-5	Manöverstång	Operating rod	3	VST	1340
	1	–	–	–	679054-7	Manöverstång	Operating rod	3	HST	1350
28	1	–	–	–	943017-4	Skruv	Bolt	0		1360
29	1	–	–	–	950353-3	Mutter	Nut	0		1370
30	1	–	–	–	679049-7	Hävarm	Lever	3	VST	1380
	1	–	–	–	679052-1	Hävarm	Lever	3	HST	1390
31	1	–	–	–	940135-7	Skruv	Screw	0		1400
32	1	–	–	–	679966-2	Axeltapp	Shaft pin	3		1410
33	1	–	–	–	951120-5	Räffelpinne	Grooved straight pin	0		1420
34	1	–	–	–	679043-0	Mellanaxel	Counter shaft	3	VST	1430
35	1	–	–	–	680649-1	Mellanaxel	Counter shaft	3	HST	1440
36	1	–	–	–	679340-0	Konsol	Bracket		VST	1450
37	1	–	–	–	680650-9	Konsol	Bracket		HST	1460
38	1	–	–	–	955523-6	Skruv	Screw	0	5/16–18UNC X 16	1470
39	1	–	–	–	940100-1	Skruv	Screw	0	HST. 1/4–20UNC X 16	1480
40	1	–	–	–	960141-0	Bricka	Washer	0	HST. DI 8,4	1490
41	1	–	–	–	941907-8	Fjädrande bricka	Resilient washer	0	DI 8,4	1500
42	1	–	–	–	941906-0	Fjädrande bricka	Resilient washer	0	HST. DI 6,7	1510
43	1	–	–	–	941140-6	Mutter	Nut	0	1/4–20UNC	1520
44	1	–	–	–	679363-2	Konsol	Bracket		VST	1530
45	1	–	–	–	680647-5	Konsol	Bracket		HST	1540
46	2	–	–	–	955523-6	Skruv	Screw	0	VST. L 16	1550
47	2	–	–	–	955524-4	Skruv	Screw	0	HST. L 19	1560

12. Utv. 1–an 3,14:1, 2–an 1,97:1
13. Utv. 1–an 3,54:1, 2–an 2,12:1
23. Beställning av ingående detaljer skall göras med ledning av växellådans märkning. Ports component must be ordered in accordance with the marking on the gearbox. La commande des pièces de rechanges' rapportant doit se faire en se référant au code d'identification de la boîte. Bei Bestellung von Einzelbestandteilen ist die Kennzeichnung des Getriebes zu berücksichtigen . El pedido de las piezos debera hacerse de acuerdo al marcado de la caja de cambios.

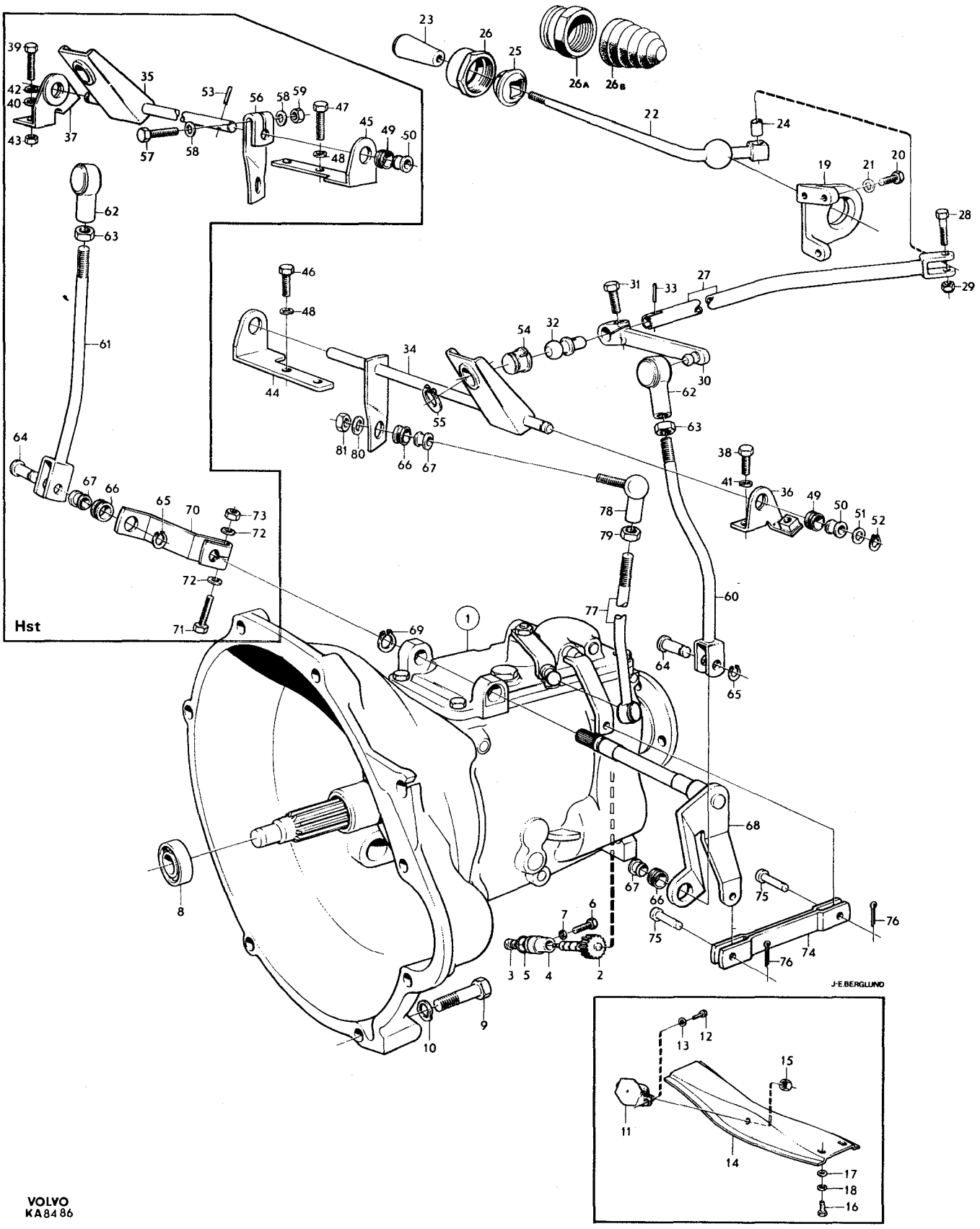
Hst
J-E.BERGLUND

Sida / Page	Grupp / Group	Växellåda / Upphängning, reglage / M400, RV	Gearbox / Mountings, control / M400, RV	Illustration 8486 / 1975-03	0400
24	4				

Pos. Fig.	Antal/Quantity				Detalj nr Part No	Benämning	Description	Sats Kit	Anmärkning Notes	
48	2	–	–	–	941907-8	Fjädrande bricka	Resilient washer	0		1570
49	2	–	–	–	679923-3	Gummibussning	Rubber bushing	2		1580
50	2	–	–	–	679924-1	Bussning	Bushing	2		1590
51	1	–	–	–	940097-9	Bricka	Washer	0		1600
52	1	–	–	–	940216-5	Låsring	Circlip	0		2010
53	1	–	–	–	951120-5	Räffelpinne	Grooved straight pin	0	HST	2020
54	1	–	–	–	679047-1	Kulskål	Ball shell	2		2030
55	1	–	–	–	942909-3	Låsring	Circlip	0		2040
56	1	–	–	–	680645-9	Hävarm	Lever	3	HST	2050
57	1	–	–	–	940162-1	Skruv	Bolt	0	HST	2060
58	2	–	–	–	940097-9	Bricka	Washer	0	HST	2070
59	1	–	–	–	955827-1	Mutter	Nut	0	HST	2080
60	1	–	–	–	679051-3	Manöverstång	Operating rod	3	VST	2090
61	1	–	–	–	679053-9	Manöverstång	Operating rod	3	HST	2100
62	1	–	–	–	679825-0	Kulskål	Ball shell	2		2110
63	2	–	–	–	955827-1	Mutter	Nut	0		2120
64	1	–	–	–	663162-6	Pinne	Pin	3		2130
65	1	–	–	–	940216-5	Låsring	Circlip	0		2140
66	2	–	–	–	679923-3	Gummibussning	Rubber bushing	2		2150
67	2	–	–	–	679924-1	Bussning	Bushing	2		2160
68	1	–	–	–	680456-1	Axel	Shaft	3		2170
69	1	–	–	–	914449-4	Låsring	Circlip	0		2180
70	1	–	–	–	679046-3	Hävarm	Lever	3	HST	2190
71	1	–	–	–	940162-1	Skruv	Bolt	0	HST	2200
72	2	–	–	–	940097-9	Bricka	Washer	0	HST	2210
73	1	–	–	–	955827-1	Mutter	Nut	0	HST	2220
74	1	–	–	–	679964-7	Länk	Link	3		2230
75	2	–	–	–	913110-3	Saxpinnebult	Clevis pin	0		2240
76	2	–	–	–	907824-7	Saxpinne	Split pin	0		2250
77	1	–	–	–	679048-9	Manöverstång	Operating rod	3		2260
78	1	–	–	–	681566-6	Ledbult	Pivot bolt	3		2270
79	1	–	–	–	955827-1	Mutter	Nut	0		2280
80	1	–	–	–	955894-1	Bricka	Washer	0		2290
81	1	–	–	–	950353-3	Mutter	Nut	0		2300

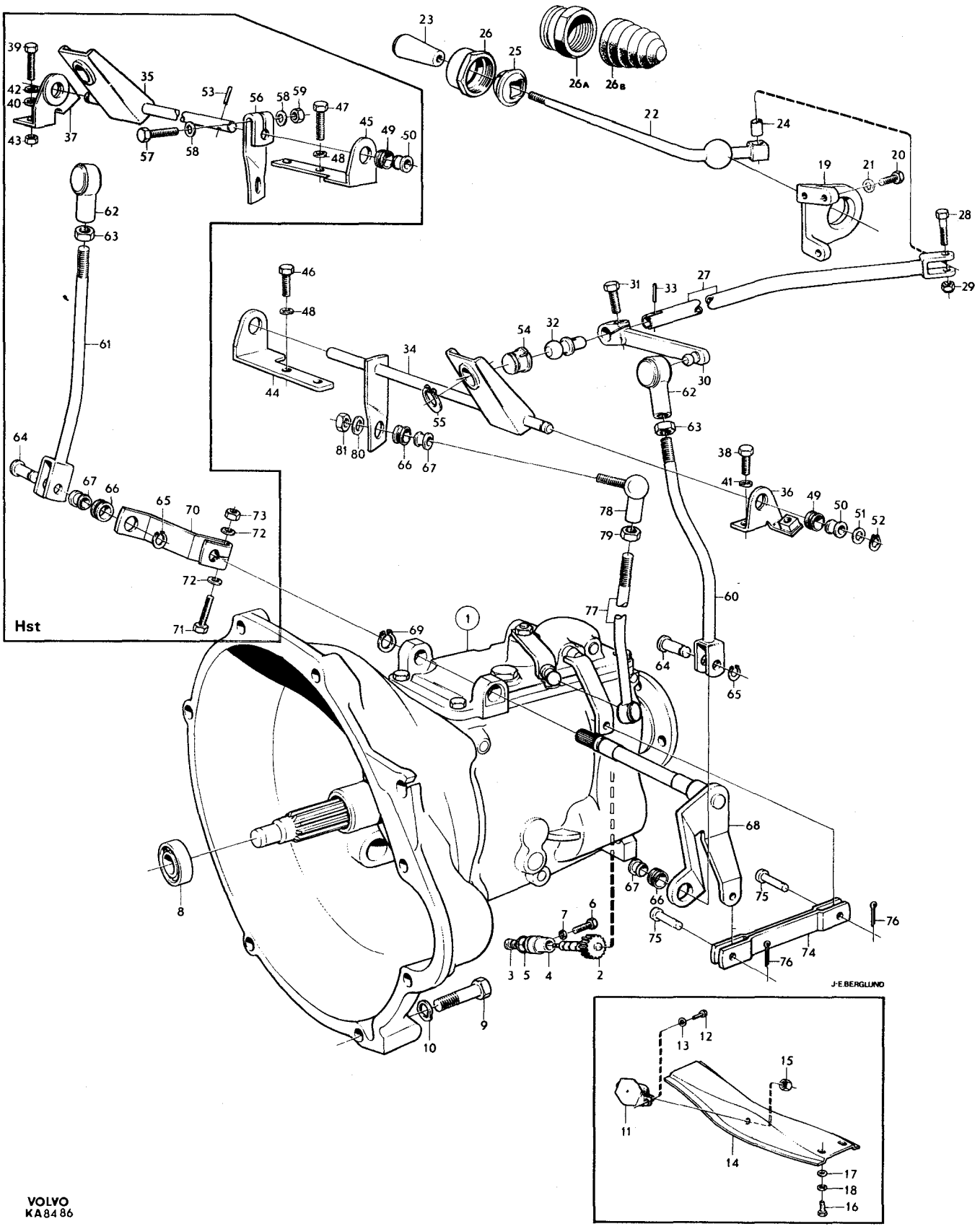
Hst
J-E.BERGLUND

Sida 26 Page | Grupp 4 Group | Växellåda M400 GV | Gearbox M400 GV | Illustration 11743 | 1975-12 | 0450

Pos. Fig.	Antal/Quantity				Detalj nr Part No	Benämning	Description	Sats Kit	Anmärkning Notes	
1	1	–	–	–	254574-7	Växellåda	Gearbox		MÄRKT 254574	1010
	1	–	–	–	254616-6	Växellåda	Gearbox		MÄRKT 254616	1020
	1	–	–	–	254704-0	Växellåda	Gearbox		MÄRKT 254704	1030
	1	–	–	–	254732-1	Växellåda	Gearbox		MÄRKT 254732	1040
	1	–	–	–	254765-1	Växellåda	Gearbox		MÄRKT 254765	1050
2	1	–	–	–	381000-9	•Hus	•Housing			1060
3	1	–	–	–	656517-0	••Lagertapp	••Bearing pin			1070
4	2	–	–	–	191529-7	••Pinne	••Pin			1080
5	1	–	–	–	952358-0	•Propp	•Plug			1090
6	1	–	–	–	951901-8	•Propp	•Plug			1100
7	1	–	–	–	381050-4	•Mellanaxel	•Counter shaft		VXL 254574	1110
	1	–	–	–	381174-2	•Mellanaxel	•Counter shaft		VXL 254616,254704, 254732,254765	1120
8	1	–	–	–		••Kugghjul	••Gear	S		1140
9	1	–	–	–		••Kugghjul	••Gear	S		1150
10	1	–	–	–	914463-5	••Låsring	••Circlip			1160
11	1	–	–	–	183625-3	•Rullager,innerring	•Roller bearing,cone		(11022)	1170
12	1	–	–	–	183626-1	•Rullager,ytterring	•Roller bearing,cup			1180
13	1	–	–	–	183628-7	•Rullager,innerring	•Roller bearing,cone			1190
14	1	–	–	–	183629-5	•Rullager,ytterring	•Roller bearing,cup			1200
15	–	–	–	–		•Justermellanlägg	•Shim			1210
	ERF	–	–	–	945841-5	••Tj 0,05	••Th 0.05			1220
	ERF	–	–	–	945842-3	••Tj 0,10	••Th 0.10		(80491)	1230
	ERF	–	–	–	945844-9	••Tj 0,20	••Th 0.20			1235
	ERF	–	–	–	945846-4	••Tj 0,30	••Th 0,30		ERS AV 1 ST 945842–3, 1 ST 945844–9.	1240 1245
	ERF	–	–	–	80493-0	••Tj 0,35	••Th 0.35		ERS AV 1 ST 945841–5 1 ST 945842–3, 1 ST 945844–9	1250 1253 1255
	ERF	–	–	–	945950-4	••Tj 1,00	••Th 1.00			1258
16	1	–	–	–	381011-6	•Backhjul	•Reverse gear			1260
17	1	–	–	–		••Bussning	••Bushing	S		1270
18	1	–	–	–	381179-1	•Axel	•Shaft			1280
19	2	–	–	–	381180-9	•Stoppbricka	•Stop washer			1290
20	1	–	–	–		•Ingående axel, huvudaxel	•Input shaft, main shaft		SE SIDA 38, 2-B17	1300 1310
21	1	–	–	–	381035-5	•Skiftaxel,3–an,4–an	•Shift rail,3rd,4th			1320
22	1	–	–	–	381043-9	•Medbringare	•Dog			1330
23	1	–	–	–	951965-3	•Spännstift	•Tensioner pin			1340
24	1	–	–	–	381038-9	•Skiftgaffel,3–an,4–an	•Shift fork 3rd,4th			1350
25	1	–	–	–	656553-5	•Skruv	•Screw			1360
26	1	–	–	–	381034-8	•Skiftaxel,1–an,2–an	•Shift rail,1 st,2nd			1370
27	1	–	–	–	381037-1	•Skiftgaffel,1–an,2–an	•Shift fork,1 st,2nd			1380
28	1	–	–	–	951965-3	•Spännstift	•Tensioner pin			1390
29	2	–	–	–	656549-3	•Medbringartapp	•Dog pin			1400
30	1	–	–	–	381036-3	•Skiftaxel,back	•Shift rail,reverse			1410
31	1	–	–	–	381043-9	•Medbringare	•Dog			1420
32	1	–	–	–	951965-3	•Spännstift	•Tensioner pin			1430
33	1	–	–	–	381184-1	•Skiftgaffel,back	•Shift fork,reverse			1440
34	1	–	–	–	656553-5	•Skruv	•Screw			1450
35	1	–	–	–	381186-6	•Hävarm	•Lever			1460
36	3	–	–	–	67089-3	•Kula	•Ball			1470
37	3	–	–	–	381182-5	•Fjäder	•Spring			1480
38	1	–	–	–	381005-8	•Kopplingskåpa	•Clutch casing			1490
39	1	–	–	–	958671-0	••Bussning	••Bushing			1500
40	1	–	–	–	958670-2	••Bussning	••Bushing			1510
41	3	–	–	–	381007-4	••Hattplugg	••Hat plug			1520
42	1	–	–	–	381051-2	•Packning	•Gasket	S		1530
43	4	–	–	–	940134-0	•Skruv	•Screw			1540
44	4	–	–	–	941909-4	•Fjädrande bricka	•Resilient washer			1550
45	1	–	–	–	381008-2	•Lock	•Cover			2010
46	1	–	–	–	958989-6	•Tätningsring	•Seal ring	S		2020
47	1	–	–	–	381009-0	•Packning	•Gasket	S		2030

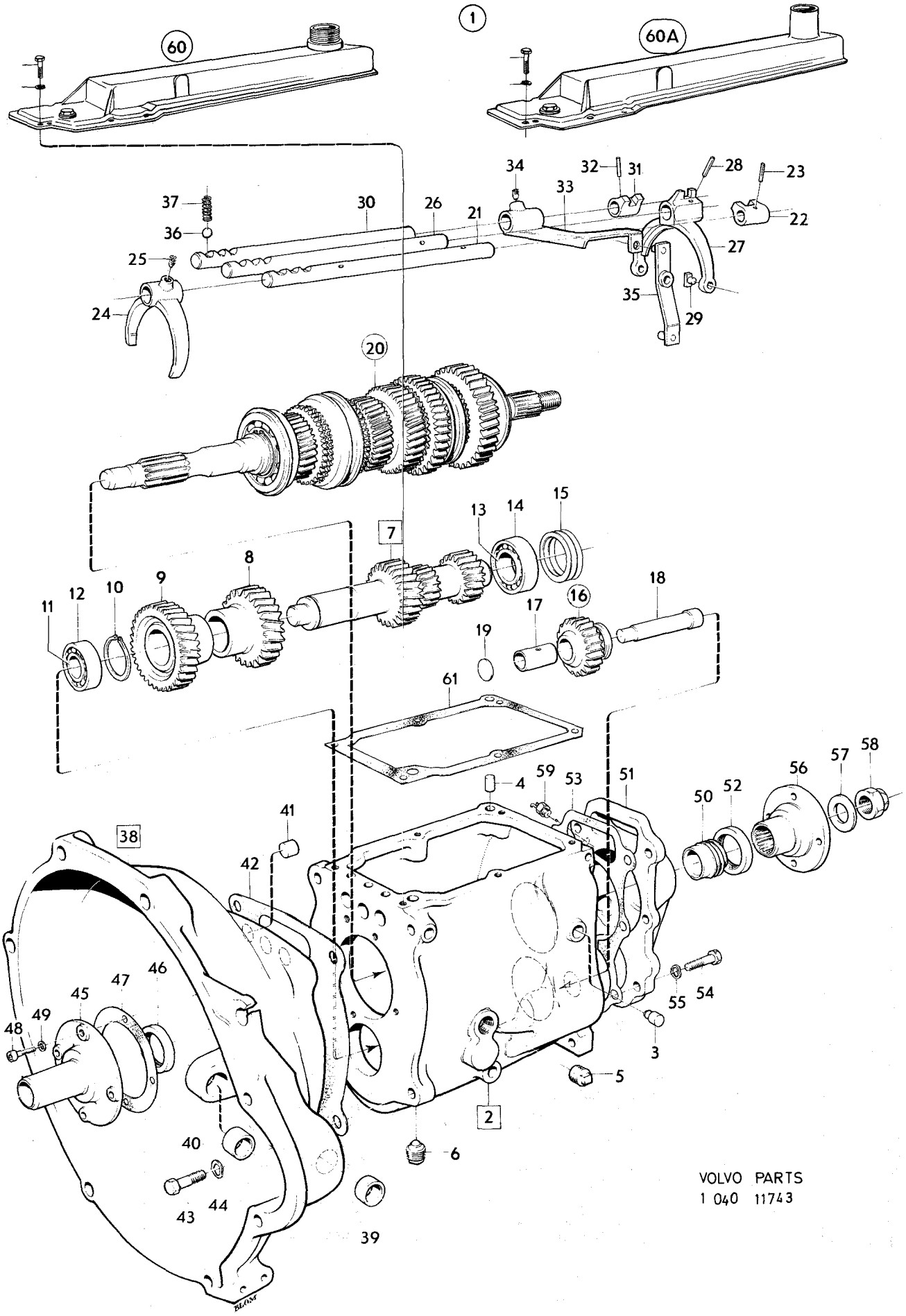
60
1
60A
37
36
25
24
30
26
21
34
33
32
31
28
23
22
27
35
29
20
7
13
14
15
8
9
12
10
11
16
17
18
19
61
4
59
53
51
41
42
38
50
52
56
57
58
48
49
45
47
46
55
54
3
5
2
6
40
43
44
39
VOLVO PARTS
1 040 11743

Sida / Page	Grupp / Group	Växellåda / Gearbox		Illustration	
28	4	M400 GV	M400 GV	11743	0450
				1975-12	

Pos. Fig.	Antal/Quantity				Detalj nr Part No	Benämning	Description	Sats Kit	Anmärkning Notes	
48	4	–	–	–	942733-7	•Skruv	•Screw			2040
49	4	–	–	–	380381-4	•Packning	•Packing	S		2050
50	1	–	–	–	381033-0	•Hastighetsmätardrev	•Speedometer gear		VXL 254574 ANT KUGGAR 6	2060
	1	–	–	–	381106-4	•Hastighetsmätardrev	•Speedometer gear		VXL 254616,254704,254732	2070
									254765,ANT KUGGAR 5	2080
51	1	–	–	–	381031-4	•Lock	•Cover			2090
52	1	–	–	–	946341-5	•Tätningsring	•Seal ring	S	(942350)	2100
53	1	–	–	–	381032-2	•Packning	•Gasket	S		2110
54	6	–	–	–	190524-9	•Skruv	•Screw			2120
55	6	–	–	–	941907-8	•Fjädrande bricka	•Resilient washer			2130
56	1	–	–	–	384720-9	•Medbringare	•Companion flange			2140
57	1	–	–	–	80513-5	•Bricka	•Washer			2150
58	1	–	–	–	88726-5	•Mutter	•Nut			2[illegible]
59	1	–	–	–	381044-7	•Backljuskontakt	•Back up lamp contact			2[illegible]
60	1	–	–	–	254573-9	•Växellådslock, kmpl.	•Gearbox cover, cpl.		VXL 254574, 254616	2180
									ERS AV 1 ST 254769–3	2[illegible]
									1 ST 381632–9	2[illegible]
	1	–	–	–	254704-0	•Växellådslock, kmpl.	•Gearbox cover, cpl.		VXL 254704.ERS AV 1 ST	2200
									254769–3,1 ST 381632–9	2[illegible]
	1	–	–	–	254723-0	•Växellådslock, kmpl.	•Gearbox cover, cpl		VXL 254732.ERS AV 1 ST	2[illegible]
									254769–3,1 ST 381632–9	2225
60a	1	–	–	–	254769-3	•Växellådslock,kmpl	•Gearbox cover,cpl		VXL 254765	2[illegible]
–	–	–	–	–		Det sida 40 , 2-B19	Comps. page 40 , 2-B19			2[illegible]
61	1	–	–	–	381107-2	•Packning, kork	•Gasket, cork			2250
	1	–	–	–	381682-4	•Packning, gummi	•Gasket, rubber		1)	2255
62	6	–	–	–	940135-7	•Skruv	•Screw			2260
63	6	–	–	–	190819-3	•Fjäderbricka	•Spring washer			2270
	1	–	–	–	275565-0	Packningssats	Gasket kit			2280

1. Ej standardutrustning. Säljes som tillbehör. Optional extra. N'est pas equipement standard. Est vendur comme accessoire. Nicht serienmässig. Verkauf als Zubehör. No forma parti del equipo standard. Se vende como accesorio.

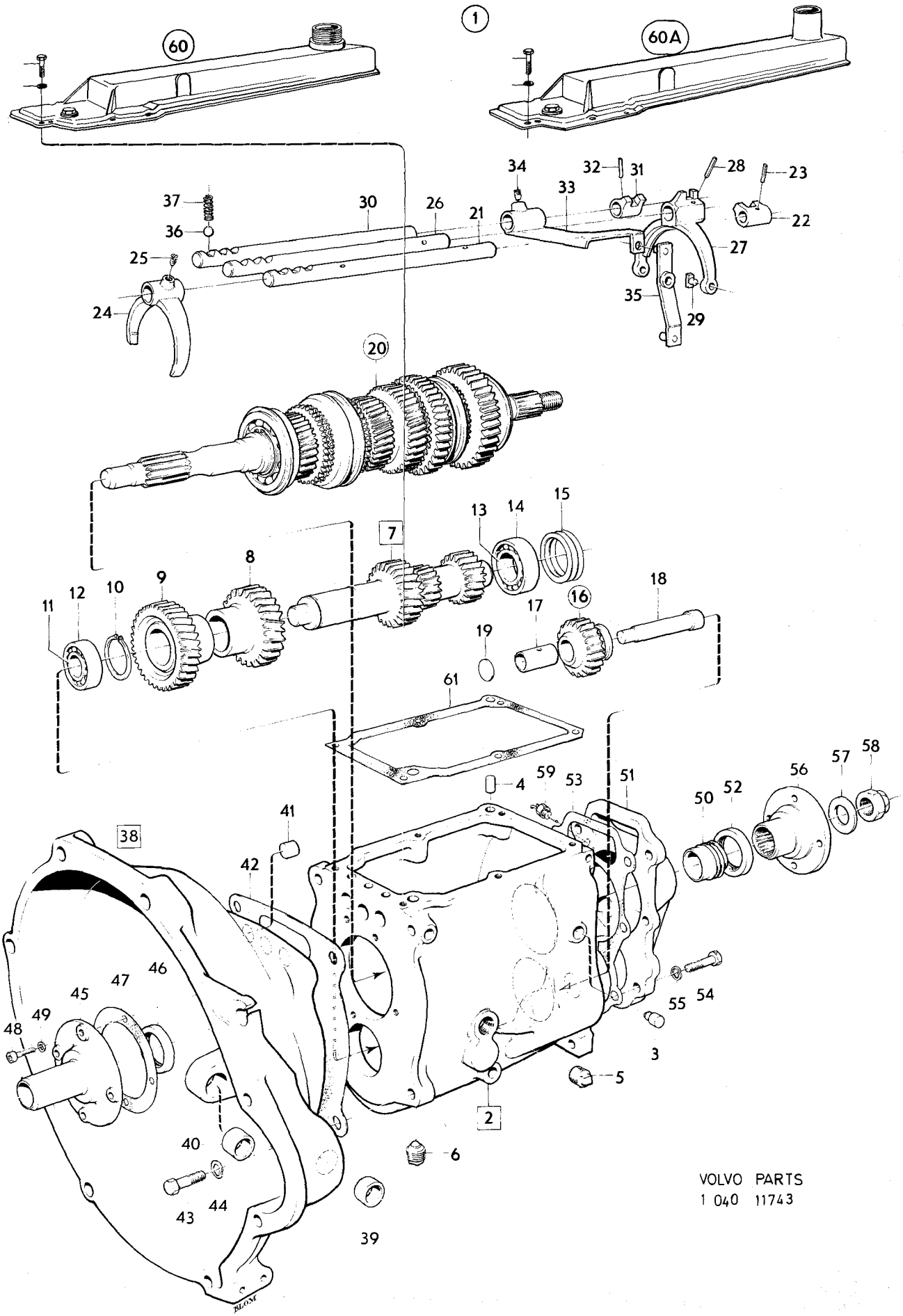

VOLVO PARTS
1 040 11743

Sida 30 Page | Grupp 4 Group | Växellåda M410, GV | Gearbox M410, GV | Illustration 11744 | 1975-12 | 0500

Pos. Fig.	Antal/Quantity				Detalj nr Part No	Benämning	Description	Sats Kit	Anmärkning Notes	
1	1	–	–	–	254587-9	Växellåda	Gearbox	4		1010
	1	–	–	–	254632-3	Växellåda	Gearbox			1020
	1	–	–	–	254731-3	Växellåda	Gearbox	4		1030
	1	–	–	–	254709-9	Växellåda	Gearbox			1040
	1	–	–	–	254734-7	Växellåda	Gearbox	4		1050
	1	–	–	–	254771-9	Växellåda	Gearbox			1055
2	1	–	–	–	381103-1	•Hus	•Housing	4		1060
3	1	–	–	–	656517-0	••Lagertapp	••Bearing pin			1070
4	2	–	–	–	191529-7	••Pinne	••Pin			1080
5	1	–	–	–	952358-0	•Propp	•Plug	0		1090
6	1	–	–	–	951901-8	•Propp	•Plug	0		1100
7	1	–	–	–	381050-4	•Mellanaxel	•Counter shaft	3	VXL 254587	1110
	1	–	–	–	381174-2	•Mellanaxel	•Counter shaft	3	VXL 254632,254731, 254709,254734,254771	1130
8	1	–	–	–		••Kugghjul	••Gear	8		1140
9	1	–	–	–		••Kugghjul	••Gear	8		1150
10	1	–	–	–	914463-5	••Låsring	••Circlip	0		1160
11	1	–	–	–	183625-3	•Rullager,innerring	•Roller bearing,inner	1	(11022)	1170
12	1	–	–	–	183626-1	•Rullager,ytterring	•Roller bearing,outer	1		1180
13	1	–	–	–	183628-7	•Rullager,innerring	•Roller bearing,inner	1	(11023)	1190
14	1	–	–	–	183629-5	•Rullager,ytterring	•Roller bearing,outer	1		1200
15	–	–	–	–		•Justermellanlägg	•Shim			1210
	ERF	–	–	–	945841-5	••Tj 0,05	••Th 0.05		(943174)	1220
	ERF	–	–	–	945842-3	••Tj 0,10	••Th 0.10		(80491)	1230
	ERF	–	–	–	945846-4	••Tj 0,30	••Th 0.30		ERS AV 1 ST 945842–3,	1235
									1 ST 945841–5	1236
	ERF	–	–	–	80493-0	••Tj 0,35	••Th 0.35		ERS AV 1 ST 945841–5,	1240
									1 ST 945842–3,	1245
									1 ST 945844–9.	1250
16	1	–	–	–	381011-6	•Backhjul	•Reverse gear	2		1260
17	1	–	–	–		••Bussning	••Bushing	8		1270
18	1	–	–	–	381179-1	•Axel	•Shaft	3		1280
19	2	–	–	–	381180-9	•Stoppbricka	•Stop washer	2		1290
20	1	–	–	–		•Ingående axel, huvudaxel	•Input shaft, main shaft		SE SIDA 38, 2-B17	1300 1310
21	1	–	–	–	381147-8	•Skiftaxel,3–an,4–an	•Shift rail 3rd,4th	4		1320
22	1	–	–	–	381043-9	•Medbringare	•Dog	4		1330
23	1	–	–	–	951965-3	•Spännstift	•Tensioner pin	0		1340
24	1	–	–	–	381038-9	•Skiftgaffel, 3–4–an	•Skift fork ,3rd–4th			1350
25	1	–	–	–	656553-5	•Skruv	•Screw	2		1360
26	1	–	–	–	381034-8	•Skiftaxel,1–an,2–an	•Shift rail 1st,2nd	4		1370
27	1	–	–	–	381037-1	•Skiftgaffel,1–an,2–an	•Shift fork 1st,2nd	4		1380
28	1	–	–	–	951965-3	•Spännstift	•Tensioner pin	0		1390
29	2	–	–	–	656549-3	•Medbringartapp	•Flange pin	2		1400
30	1	–	–	–	381036-3	•Skiftaxel,back	•Shift rail,reverse	4		1410
31	1	–	–	–	381043-9	•Medbringare	•Dog	4		1420
32	1	–	–	–	951965-3	•Spännstift	•Tensioner pin	0		1430
33	1	–	–	–	381184-1	•Skiftgaffel,back	•Shift fork,reverse	4		1440
34	1	–	–	–	656553-5	•Skruv	•Screw	2		1450
35	1	–	–	–	381186-6	•Hävarm	•Lever	4		1460
36	3	–	–	–	67089-3	•Kula	•Ball	2		1470
37	3	–	–	–	381182-5	•Fjäder	•Spring	2		1480
38	1	–	–	–	381005-8	•Kopplingskåpa	•Clutch casing	4		1490
39	1	–	–	–	958671-0	••Bussning	••Bushing	3		1500
40	1	–	–	–	958670-2	••Bussning	••Bushing	3		1510
41	3	–	–	–	381007-4	••Hattplug	••Plug pin	3		1520
42	1	–	–	–	381051-2	•Packning	•Gasket	1		1530
43	4	–	–	–	940134-0	•Skruv	•Screw	0		1540
44	4	–	–	–	941909-4	•Fjädrande bricka	•Resilient washer	0		1550
45	1	–	–	–	381008-2	•Lock	•Cover	2		2010
46	1	–	–	–	958989-6	•Tätningsring	•Seal ring	1		2020
47	1	–	–	–	381009-0	•Packning	•Gasket	1		2030
48	4	–	–	–	942733-7	•Skruv	•Screw	0		2040

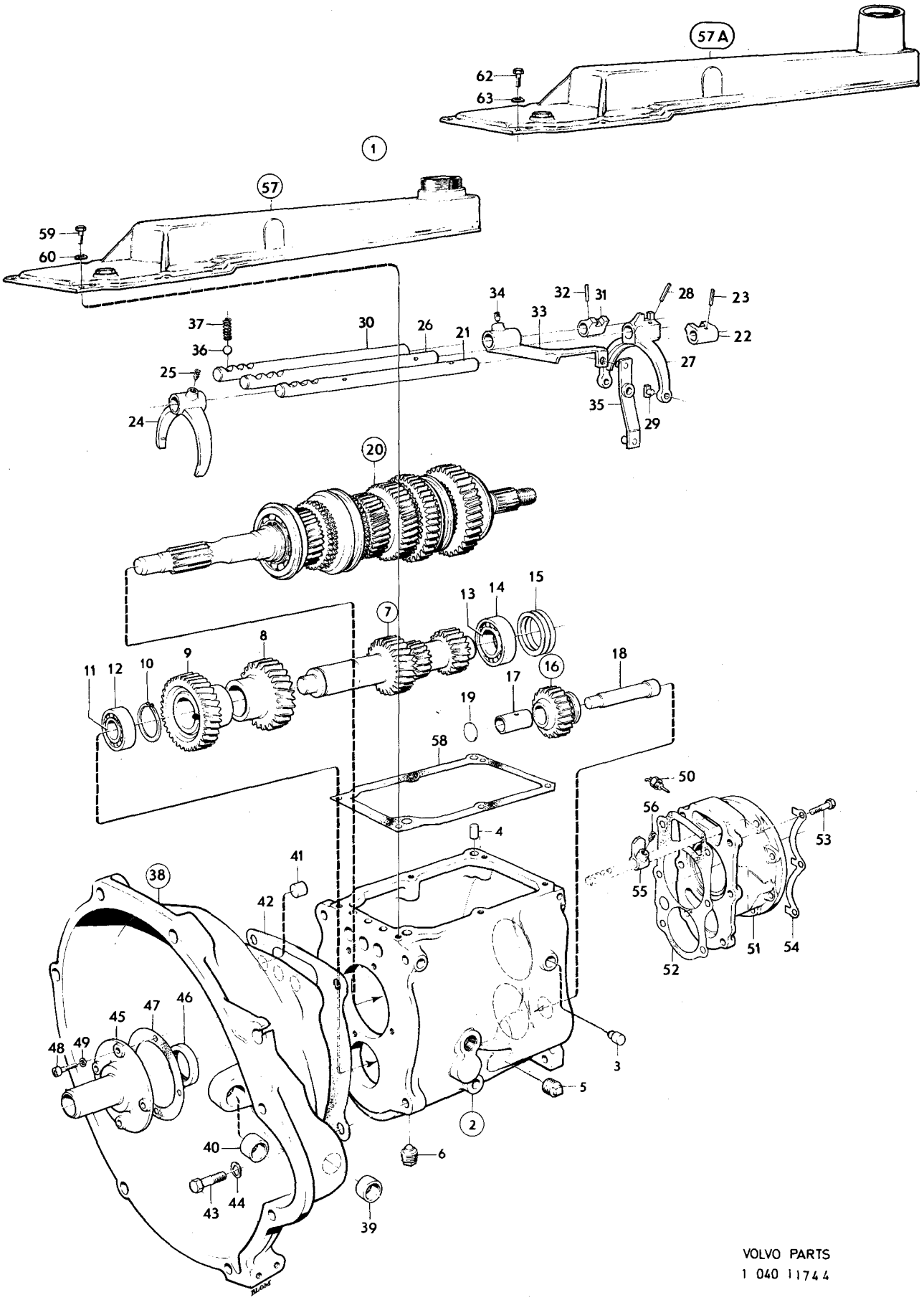

VOLVO PARTS
1 040 11744

Sida 32 Page | Grupp 4 Group | Växellåda M410, GV | Gearbox M410, GV | Illustration 11744 1975-12 | 0500

Pos. Fig.	Antal/Quantity				Detalj nr Part No	Benämning	Description	Sats Kit	Anmärkning Notes	
49	4	–	–	–	380381-4	•Packning	•Packing	1		2050
50	1	–	–	–	381044-7	•Backljuskontakt	•Back up lamp contact	1		2060
51	1	–	–	–	381144-5	•Mellanfläns	•Spacer flange	3		2070
52	1	–	–	–	381146-0	•Packning	•Gasket	1		2080
53	6	–	–	–	190524-9	•Skruv	•Screw	0		2090
54	2	–	–	–	381145-2	•Låsbricka	•Lock washer	2		2100
55	1	–	–	–	381148-6	•Medbringare	•Companion flange	4		2110
56	1	–	–	–	656553-5	•Skruv	•Screw	2		2120
57	1	–	–	–	254573-9	•Växellådslock, kmpl	•Gearbox cover, cpl.		VXL 254587, 254632 ERS AV 1 ST 254769–3, 1 ST 381661–8, 1 ST 381508–1.	2130 2132 2135
	1	–	–	–	254707-3	•Växellådslock, kmpl	•Gearbox cover, cpl.		VXL 254731, 254709. ERS AV 1 ST 254769–3 1 ST 381661–8, 1 ST 381508–1.	2140 2142 2145 2147
	1	–	–	–	254723-0	•Växellådslock, kmpl	•Gearbox cover, cpl.		VXL 254734. ERS AV 1 ST 254769–3, 1 ST 381661–8, 1 ST 381508–1	2150 2152 2153
57a	1	–	–	–	254769-3	•Växellådslock, kmpl.	Gearbox cover,cpl		VXL 254771	2155
	–	–	–	–		Det sida 40, 2-B19	Comps. page 40, 2-B19			2160
58	1	–	–	–	381107-2	•Packning, kork	•Gasket, cork			2170
	1	–	–	–	381682-4	•Packning, gummi	•Gasket, rubber		1)	2175
59	6	–	–	–	940135-7	•Skruv	•Screw	0		2180
60	6	–	–	–	190819-3	•Fjäderbricka	•Spring washer	0		2190

1. Ej standardutrustning. Säljes som tillbehör. Optional extra. N'est pas equipement standard. Est vendur comme accessoire. Nicht serienmässig. Verkauf als Zubehör. No forma parti del equipo standard. Se vende como accesorio.

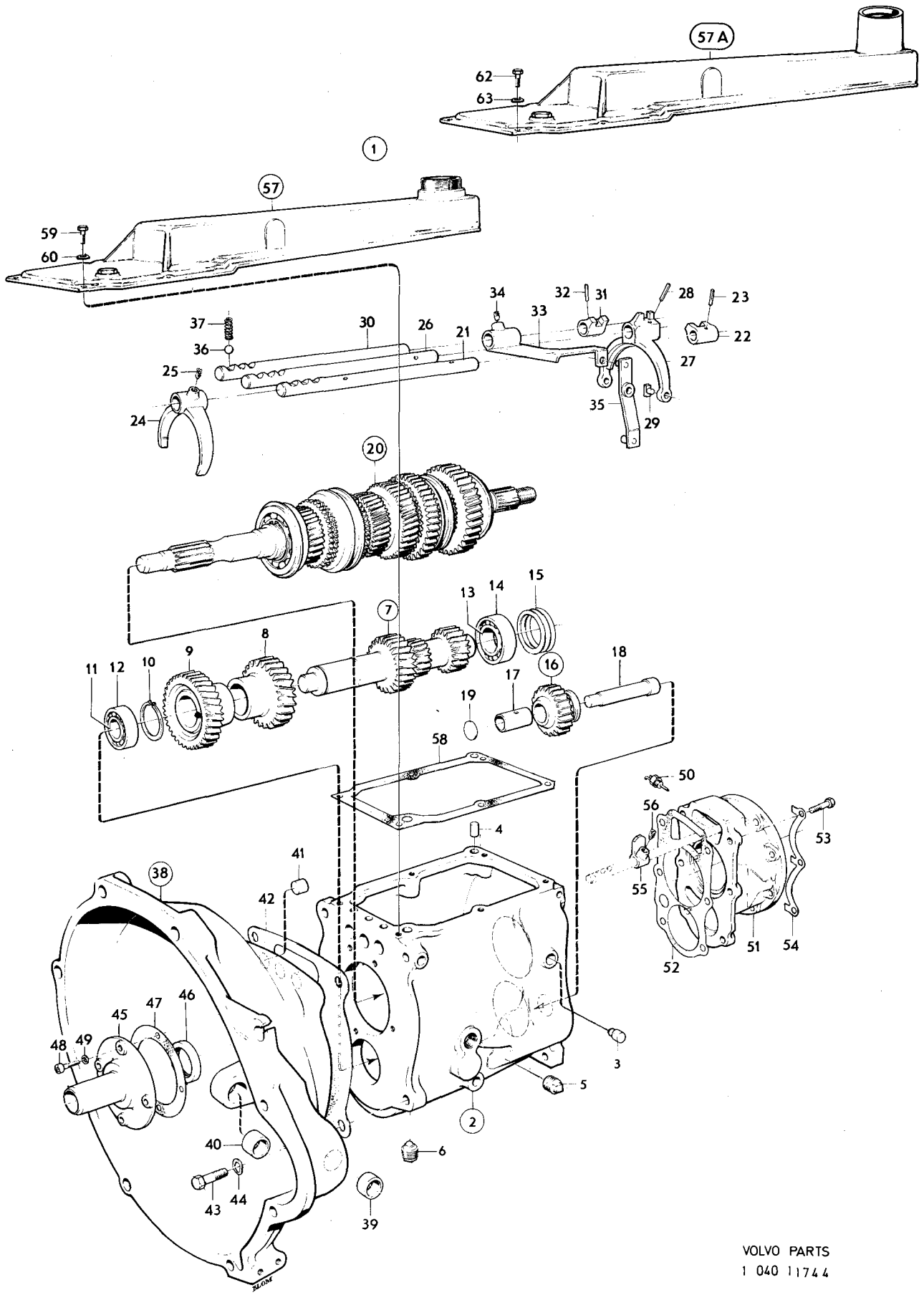

VOLVO PARTS
1 040 11744

Sida 34 Page | Grupp 4 Group | Växellåda M400, RV | Gearbox M400, RV | Illustration 9007 1975-12 | 0550

Pos. Fig.	Antal/Quantity 254 537	254 630			Detalj nr Part No	Benämning	Description	Sats Kit	Anmärkning Notes	
1	1	–	–	–	254537-4	Växellåda	Gearbox	4		1010
	–	1	–	–	254630-7	Växellåda	Gearbox	4		1020
	1	–	–	–	254540-8	•Växellåda	•Gearbox	8		1030
	–	1	–	–	254624-0	•Växellåda	•Gearbox	8		1040
2	1	1	–	–	381000-9	••Hus	••Housing	4		1050
3	1	1	–	–	656517-0	•••Lagertapp	•••Bearing pin			1060
4	2	2	–	–	191529-7	•••Pinne	•••Pin			1070
5	1	1	–	–	952358-0	••Propp	••Plug	0		1080
6	1	1	–	–	951901-8	••Propp	••Plug	0		1090
7	1	–	–	–	381050-4	••Mellanaxel	••Counter shaft	3		1100
	–	1	–	–	381174-2	••Mellanaxel	••Counter shaft	3		1110
8	1	1	–	–		•••Kugghjul	•••Gear	8		1[illegible]
9	1	1	–	–		•••Kugghjul	•••Gear	8		1[illegible]
10	1	1	–	–	914463-5	•••Låsring	•••Circlip	0		1140
11	1	1	–	–	11022-1	••Kullager	••Ball bearing	1		1[illegible]
12	1	1	–	–	11023-9	••Kullager	••Ball bearing	1		1[illegible]
13	–	–	–	–		••Justermellanlägg	••Shim			1170
	ERF	ERF	–	–	945841-5	•••Tj 0,05	•••Th 0.05		(943174)	1[illegible]
	ERF	ERF	–	–	945842-3	•••Tj 0,10	•••Th 0.10		(80491)	1[illegible]
	ERF	ERF	–	–	945846-4	•••Tj 0,30	•••Th 0.30		ERS AV 1 ST 945841–5, 1 ST 945842–3.	1195 1[illegible]
	ERF	ERF	–	–	80493-0	•••Tj 0,35	•••Th 0.35		ERS AV 1 ST 945841–5, 1 ST 945842–3, 1 ST 945844–9	1[illegible] 1201 1205
14	1	1	–	–	381011-6	••Backhjul	••Reverse gear	2		1220
15	1	1	–	–		•••Bussning	•••Bushing	8		1230
16	1	1	–	–	381179-1	••Axel	••Shaft	3		1240
17	2	2	–	–	381180-9	••Stoppbricka	••Stop washer	2		1250
18	–	–	–	–		••Ingående axel, huvudaxel	••Input shaft, main shaft		SE SIDA 38, 2-B17	1260 1270
19	1	1	–	–	381035-5	••Skiftaxel,3–an,4–an	••Shift rail,3rd,4th	4		1280
20	1	1	–	–	381043-9	••Medbringare	••Dog	4		1290
21	1	1	–	–	951965-3	••Spännstift	••Tensioner pin	0		1300
22	1	1	–	–	381038-9	••Skiftgaffel,3–an,4–an	••Skift fork,3–an,4–an	4		1310
23	1	1	–	–	656553-5	••Skruv	••Screw	2		1320
24	1	1	–	–	381034-8	••Skiftaxel,1–an,2–an	••Shift rail,1–st,2–nd	4		1330
25	1	1	–	–	381037-1	••Skiftgaffel,1–an,2–ann	••Shift fork,1–st,2–nd	4		1340
26	1	1	–	–	951965-3	••Spännstift	••Tensioner pin			1350
27	2	2	–	–	656549-3	••Medbringartapp	••Flange pin	2		1[illegible]
28	1	1	–	–	381036-3	••Skiftaxel,back	••Shift rail,reverse	4		1[illegible]
29	1	1	–	–	381043-9	••Medbringare	••Dog	4		1380
30	1	1	–	–	951965-3	••Spännstift	••Tensioner pin	0		1[illegible]
31	1	1	–	–	381184-1	••Skiftgaffel	••Shift fork	4		1[illegible]
32	1	1	–	–	656553-5	••Skruv	••Screw	2		1410
33	1	1	–	–	381186-6	••Hävarm	••Lever	4		1[illegible]
34	3	3	–	–	67089-3	••Kula	••Ball	2		1[illegible]
35	3	3	–	–	381182-5	••Fjäder	••Spring	2		1440
36	1	1	–	–	381005-8	••Kopplingskåpa	••Clutch casing	4		1[illegible]
37	1	1	–	–	958671-0	•••Bussning	•••Bushing	3		1[illegible]
38	1	1	–	–	958670-2	•••Bussning	•••Bushing	3		1470
39	3	3	–	–	381007-4	•••Hattplugg	•••Plug pin	3		1480
40	1	1	–	–	381051-2	••Packning	••Gasket	1		1490
41	4	4	–	–	940134-0	••Skruv	••Screw	0		1500
42	4	4	–	–	941909-4	••Fjädrande bricka	••Resilient washer	0		1510
43	1	1	–	–	381008-2	••Lock	••Cover	2		1520
44	1	1	–	–	958989-6	••Tätningsring	••Seal ring	1		1530
45	1	1	–	–	381009-0	••Packning	••Gasket	1		1540
46	4	4	–	–	942733-7	••Skruv	••Screw	0		1550
47	4	4	–	–	380381-4	••Packning	••Packing	1		1560
48	1	1	–	–	381033-0	••Hastighetsmätardrev	••Speedometer gear	4		1570
49	1	1	–	–	381031-4	••Lock	••Cover			1580
50	1	1	–	–	946341-5	••Tätningsring	••Seal ring		(942350)	1590
51	1	1	–	–	381032-2	••Packning	••Gasket	1		1600

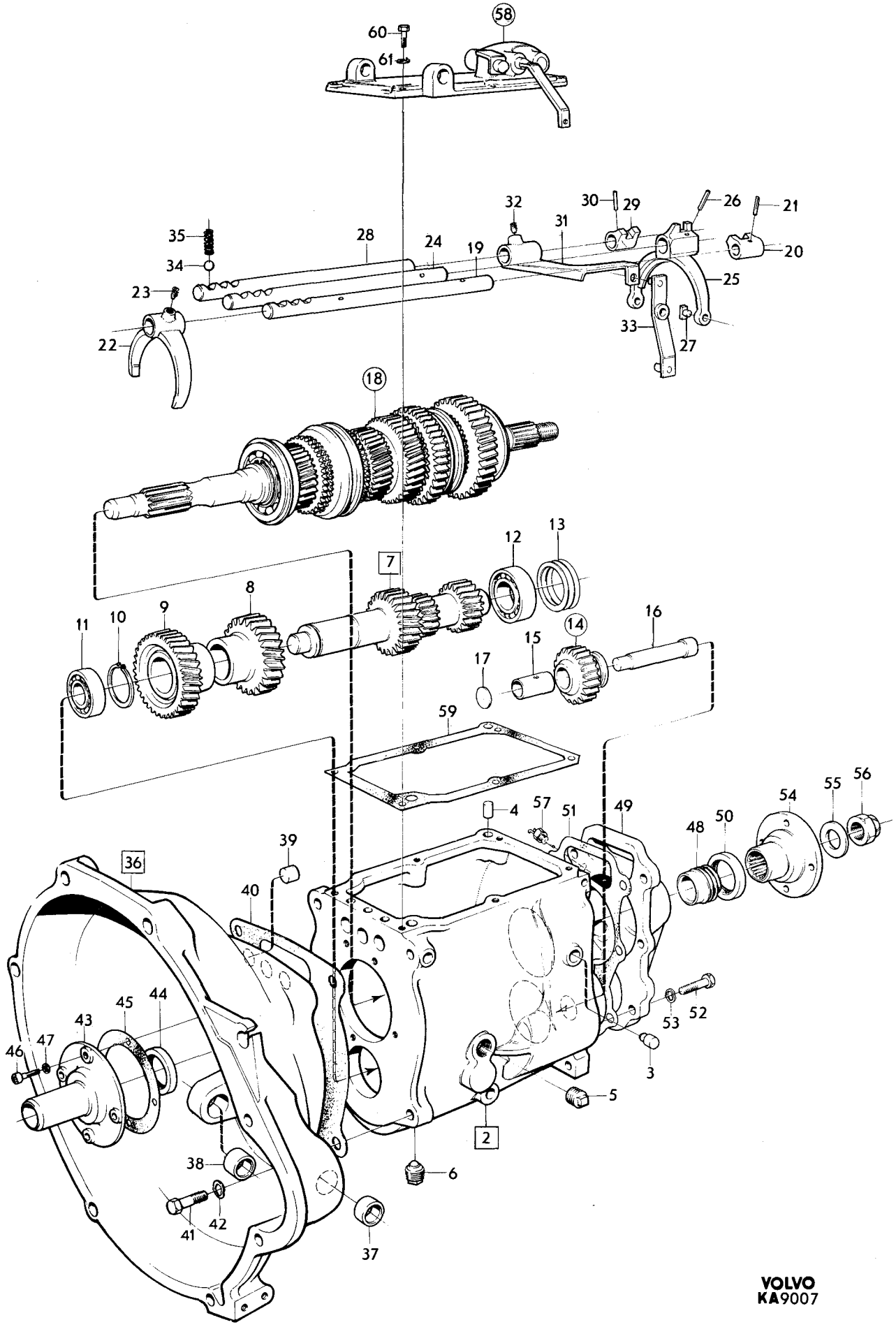

VOLVO
KA9007

Sida / Page	Grupp / Group	Växellåda / Gearbox	Illustration	
36	4	M400, RV / M400, RV	9007	0550
			1975-12	

Pos. Fig.	Antal/Quantity 254 537	254 630			Detalj nr Part No	Benämning	Description	Sats Kit	Anmärkning Notes	
52	6	6	–	–	190524-9	••Skruv	••Skruv	0		2010
53	6	6	–	–	941907-8	••Fjädrande bricka	••Resilient washer	0		2020
54	1	1	–	–	384720-9	••Medbringare	••Companion flange		(381057)	2030
55	1	1	–	–	80513-5	••Bricka	••Washer	3		2040
56	1	1	–	–	88726-5	••Mutter	••Nut	3		2050
57	1	1	–	–	381044-7	••Backljuskontakt	••Back up lamp contact	1		2060
58	1	1	–	–	254557-2	•Spakställ	•Lever housing			2070
	–	–	–	–		••Det se sida 30	••Components see page 30			2080
59	1	1	–	–	381107-2	•Packning	•Gasket	1		2090
60	6	6	–	–	940135-7	•Skruv	•Screw	0		2100
61	6	6	–	–	190819-3	•Fjäderbricka	•Spring washer	0		2110

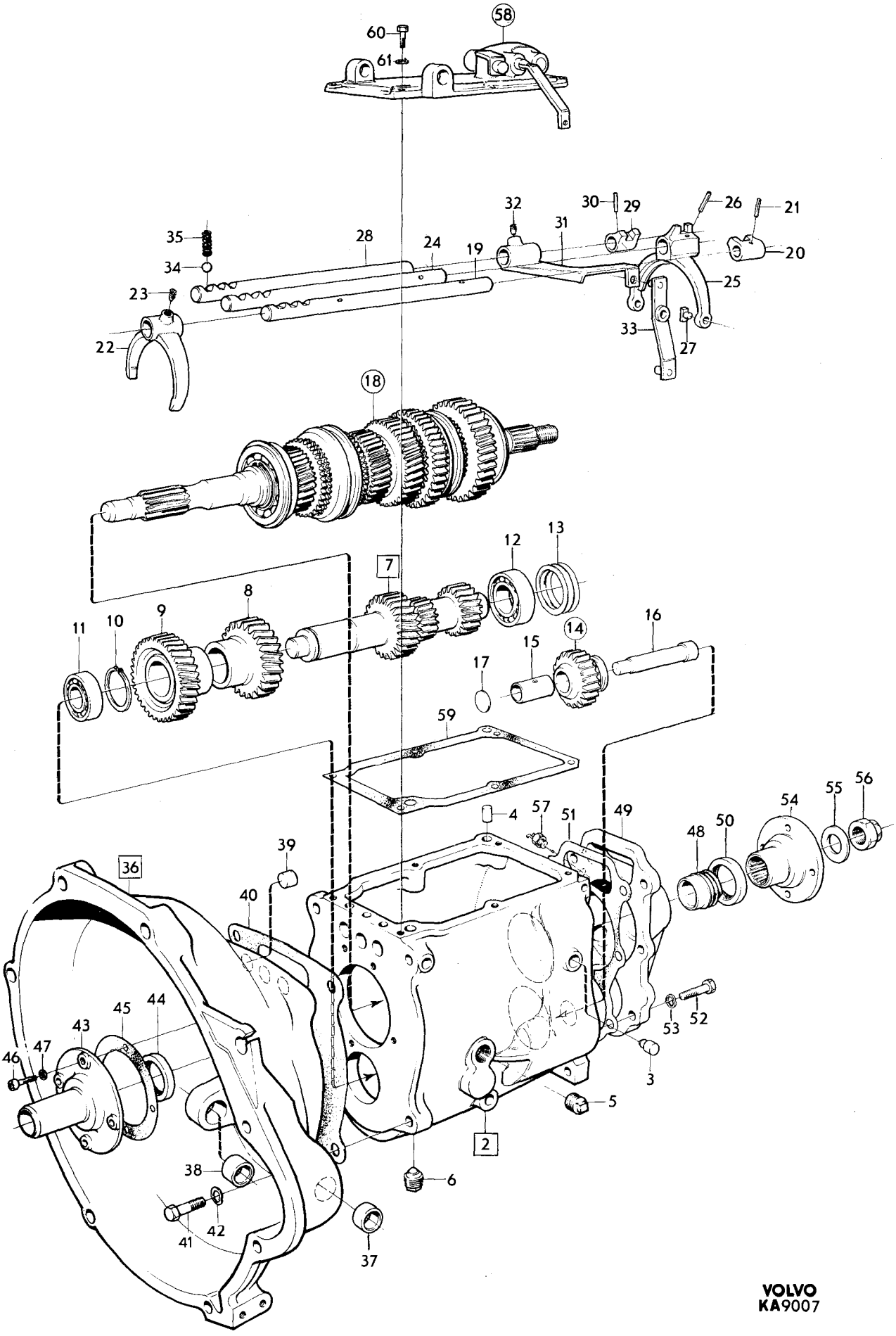

VOLVO
KA9007

Sida / Page	Grupp / Group	Växellåda / Gearbox	Illustration	0600
38	4	M400,M410 / M400,M410	10433	
		Ingående axel,huvudaxel / Input shaft,main shaft	1975-03	

Pos. Fig.	Antal/Quantity				Detalj nr Part No	Benämning	Description	Sats Kit	Anmärkning Notes	
1	1	–	–	–	381002-5	Ingående axel	Input shaft	3		1010
2	1	–	–	–	183317-7	Nållager	Needle bearing	1		1020
3	1	–	–	–	183570-1	Kullager	Ball bearing	1	(11108)	1030
4	1	–	–	–		Låsring,alt	Circlip,alt			1040
	–	–	–	–	942723-8	•Tj 2,0	•Th 2.0	2		1050
	–	–	–	–	942724-6	•Tj 2,1	•Th 2.1	2		1060
	–	–	–	–	942725-3	•Tj 2,2	•Th 2.2	2		1070
	–	–	–	–	942726-1	•Tj 2,3	•Th 2.3	2		1080
5	1	–	–	–	381014-0	Huvudaxel	Main shaft	3	M400	1090
	1	–	–	–	381105-6	Huvudaxel	Main shaft	3	M410	1100
6	1	–	–	–	381019-9	Kugghjul,2–an	Gear,2–nd	3	VXL 254537,254574	1110
									254587,254731	1120
	1	–	–	–	381176-7	Kugghjul 2–an	Gear, 2–nd		VXL254616, 254630	
									254632, 254704, 254709,	1135
									254731, 254732, 254734,	1140
									254765, 254771.	
7	1	–	–	–	183377-1	Nållager	Needle bearing	1		1150
8	1	–	–	–	381023-1	Synkroniseringsnav	Synchronizing hub	3		1160
9	3	–	–	–	380141-2	Medbringare	Locating key	1		
10	2	–	–	–	381024-9	Fjäderring	Clamping ring	1		1180
11	1	–	–	–	381025-6	Kopplingshylsa	Engaging sleeve	2		1190
12	1	–	–	–		Låsring,alt	Circlip,alt			
	–	–	–	–	942730-3	•Tj 2,0	•Th 2.0	2		1210
	–	–	–	–	942731-1	•Tj 2,1	•Th 2.1	2		1220
	–	–	–	–	942732-9	•Tj 2,2	•Th 2.2	2		1230
13	2	–	–	–	381030-6	Synkroniseringskona	Synchronizing cone	1		1240
14	1	–	–	–	381073-6	Kugghjul,1–an	Gear,1–st	3	VXL 254537,254574	1250
									254587,254731	1260
	1	–	–	–	381175-9	Kugghjul 1–an	Gear, 1–st		VXL 254616, 254630,	1270
									254632, 254704, 254709,	1275
									254731, 254732, 254734,	1280
									254765, 254771.	1290
15	1	–	–	–	183285-6	Nållager	Needle bearing	1		1300
16	1	–	–	–	381015-7	Distansring	Spacer ring	3		1310
17	1	–	–	–	183573-5	Kullager	Ball bearing	1	(181198)	1320
18	1	–	–	–		Låsring,alt	Circlip,alt			1330
	–	–	–	–	190684-1	•Tj 2,00	•Th 2.00	2		1340
	–	–	–	–	190685-8	•Tj 2,10	•Th 2.10	2		1350
	–	–	–	–	190686-6	•Tj 2,15	•Th 2.15	2		1360
	–	–	–	–	190687-4	•Tj 2,25	•Th 2.25	2		
	–	–	–	–	190688-2	•Tj 2,30	•Th 2.30	2		1380
19	1	–	–	–	381020-7	Kugghjul,3–an	Gear,3–rd	3		1390
20	1	–	–	–	183285-6	Nållager	Needle bearing	1		
21	1	–	–	–	381027-2	Synkroniseringsnav	Synchronizing hub	3	CH–62404.ERS AV 1 ST	1410
									381202–1,1 ST 381201–3	1420
	1	–	–	–	381202-1	Synkroniseringsnav	Synchronizing hub	3	CH 62405–.	
22	1	–	–	–	381201-3	Fjäderring	Clamping ring		CH 62405–.	1440
23	3	–	–	–	656514-7	Medbringare	Locating key	1		1450
24	2	–	–	–	381024-9	Fjäderring	Clamping ring	1		
25	1	–	–	–	381029-8	Kopplingshylsa	Engaging sleeve	3		1470
26	1	–	–	–		Låsring,alt.	Circlip,alt			1480
	–	–	–	–	942727-9	•Tj 2,0	•Th 2.0	2		1490
	–	–	–	–	942728-7	•Tj 2,1	•Th 2.1	2		1500
	–	–	–	–	942729-5	•Tj 2,2	•Th 2.2	2		1510
27	2	–	–	–	381030-6	Synkroniseringskona	Synchronizing cone	1		1520

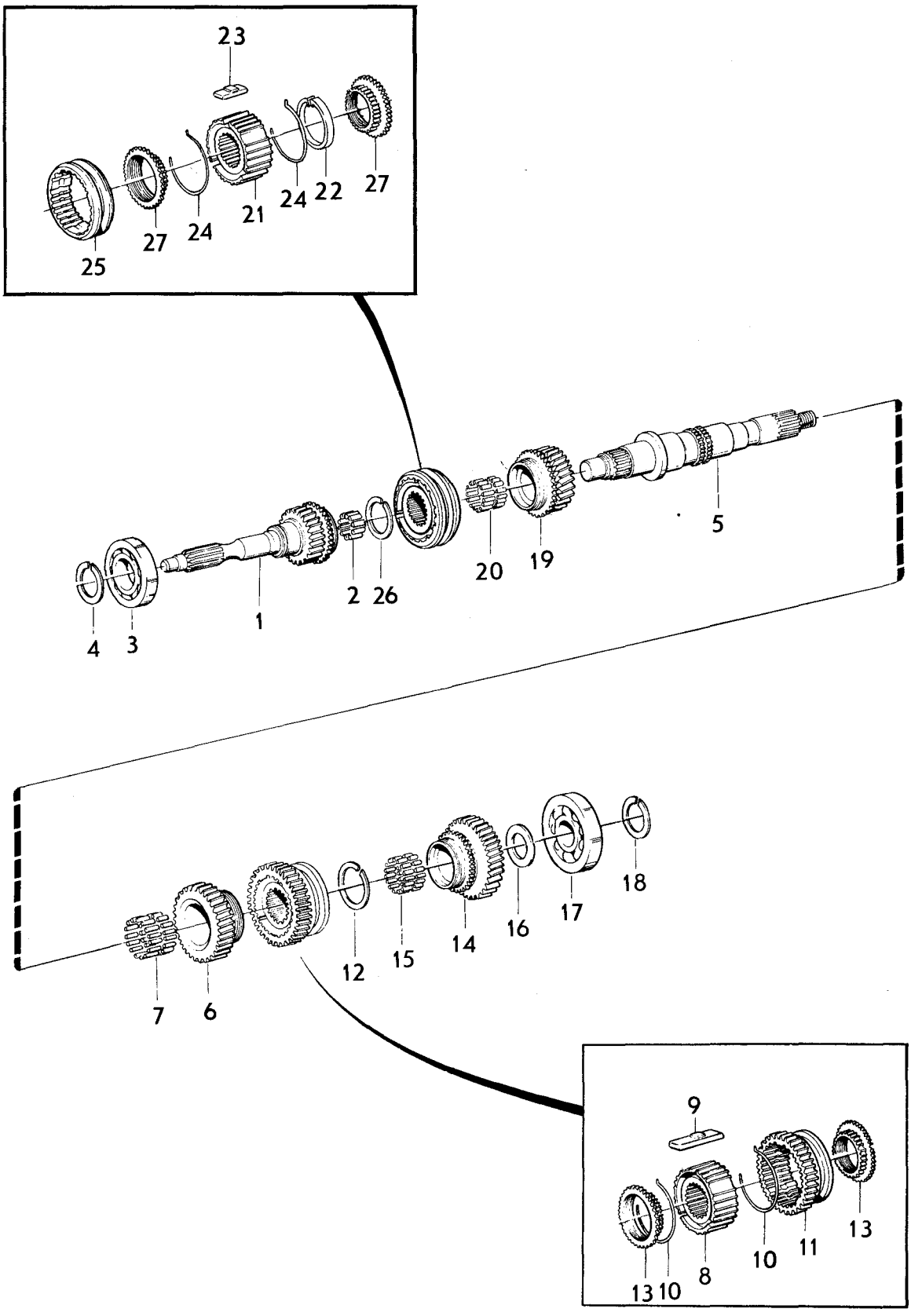
23
27
24
22
21
24
27
27
25
5
20
19
2
26
1
4
3
18
17
16
14
15
12
7
6
9
13
10
11
10
8
13

Sida 40 Page | Grupp 4 Group | Växellåda M400,M410 Växellådslock, GV | Gearbox M400,M410 Gearbox cover, GV | Illustration 14025 1975-03 | 0650

Pos. Fig.	Antal/Quantity 254 573	254 707	254 723	254 769	Detalj nr Part No	Benämning	Description	Sats Kit	Anmärkning Notes	
1	1	–	–	–	254573-9	Växellådslock	Gearbox cover			1010
	–	1	–	–	254707-3	Växellådslock	Gearbox cover			1020
	–	–	1	–	254723-0	Växellådslock	Gearbox cover			1030
	–	–	–	1	254769-3	Växellådslock	Gearbox cover			1040
2	1	1	1	–		•Lock	•Cover	8		1050
2a	–	–	–	1		•Lock	•Cover	8		1060
3	1	1	1	1		•Bussning	•Bushing	8		1070
4	1	1	1	1	381164-3	•Bussning	•Bushing			1080
5	1	1	1	1	943644-5	•O–ring	•O–ring			1090
6	1	1	1	1	191900-0	•Propp	•Plug			1100
7	1	1	1	1	11996-6	•Packning	•Packing			1110
8	1	1	1	1	381605-5	•Växelförare	•Gear selector		(381170) (381460)	1[illegible]
9	–	1	–	–	380866-4	•Medbringare	•Dog			1[illegible]
10	–	1	–	–	951946-3	•Spännstift	•Tensioner pin			1150
11	1	1	1	1	381252-6	•Tapp	•Pin		(381165)	1[illegible]
12	1	1	1	1	951671-7	•Låsring	•Circlip			1[illegible]
13	1	1	1	1	31449-2	•Kula	•Ball			1190
14	1	1	1	1	380352-5	•Fjäder	•Spring			1[illegible]
15	1	1	1	1	381169-2	•Skyddskåpa	•Protector casing			1[illegible]
16	1	1	1	1	381150-2	•Hylsa	•Sleeve			1220
17	1	1	1	1	181329-4	•Kula	•Ball			1[illegible]
18	1	1	1	1	381178-3	•Fjäder	•Spring			1[illegible]
19	1	1	1	1	656547-7	•Överfall	•Cap			1250
20	2	2	2	2	952517-1	•Nit	•Rivet			1260
21	1	1	1	1	656542-8	•Spärrplatta	•Interlock plate			1270
22	2	2	2	2	18696-5	•Bricka	•Washer			1280
23	2	2	2	2	951669-1	•Låsring	•Circlip			1290
24	1	1	1	1	380232-9	•Fjäder	•Spring			1300
25	1	–	–	–	381189-0	•Låsfjäder	•Lock spring			1310
26	–	1	–	–	1212591-0	•Elkontakt,2–stift	•Switch,2–pin			1320
27	–	–	1	1	381251-8	•Elkontakt,3–stift	•Switch,3–pin			1330

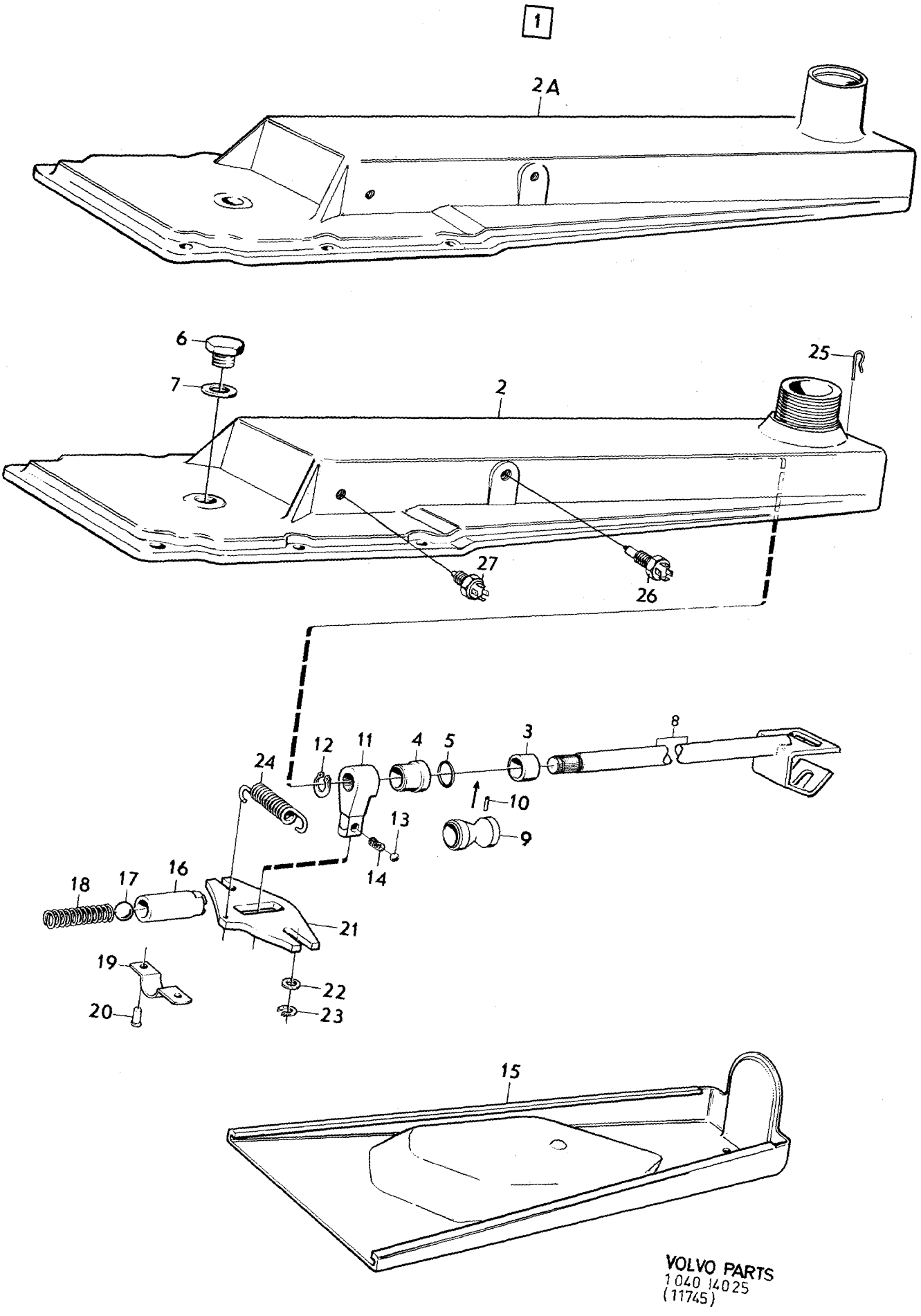

VOLVO PARTS
1040 14025
(11745)

Sida / Page	Grupp / Group	Växellåda / Gearbox		Illustration	
42	4	M400	M400	6675	0700
		Spakställ, RV	Lever housing, RV	1975-03	

Pos. Fig.	Antal/Quantity				Detalj nr Part No	Benämning	Description	Sats Kit	Anmärkning Notes	
1	1	–	–	–	254557-2	Spakställ	Lever housing			1010
2	1	–	–	–		•Lock	•Cover	8		1020
3	1	–	–	–	191900-0	•Propp	•Plug	0		1030
4	1	–	–	–	11996-6	•Packning	•Packing	0		1040
5	1	–	–	–	380589-2	•Pinne	•Pin	3		1050
6	1	–	–	–	380590-0	•Axel	•Shaft	4		1060
7	1	–	–	–	380588-4	•Kuggsegment	•Quardrant	3		1070
8	1	–	–	–	381114-8	•Axel	•Shaft	4		1080
9	1	–	–	–	951976-0	•Spännstift	•Tensioner pin	0		1090
10	1	–	–	–	951146-0	•Låspinne	•Lock pin	0		1100
11	2	–	–	–	955985-7	•O–ring	•O–ring	1		1110
12	1	–	–	–	381117-1	•Axel	•Shaft	4		1120
13	1	–	–	–	955985-7	•O–ring	•O–ring	1		1130
14	1	–	–	–	381119-7	•Hävarm	•Lever	4		1140
15	1	–	–	–	942411-0	•Låsbricka	•Lock washer	0		1150
16	1	–	–	–	955834-7	•Mutter	•Nut	0		1160
17	1	–	–	–	381150-2	•Hylsa	•Sleeve	4		1170
18	1	–	–	–	181329-4	•Kula	•Ball	0		1180
19	1	–	–	–	381178-3	•Fjäder	•Spring	3		1190
20	1	–	–	–	656547-7	•Överfall	•Cap	4		1200
21	2	–	–	–	952515-5	•Nit	•Rivet	0		1210
22	1	–	–	–	656542-8	•Spärrplatta	•Interlock plate	2		1220
23	2	–	–	–	18696-5	•Bricka	•Washer	0		1230
24	2	–	–	–	951669-1	•Låsring	•Circlip	0		1240
25	1	–	–	–	380591-8	•Fjäder	•Spring	3		1250

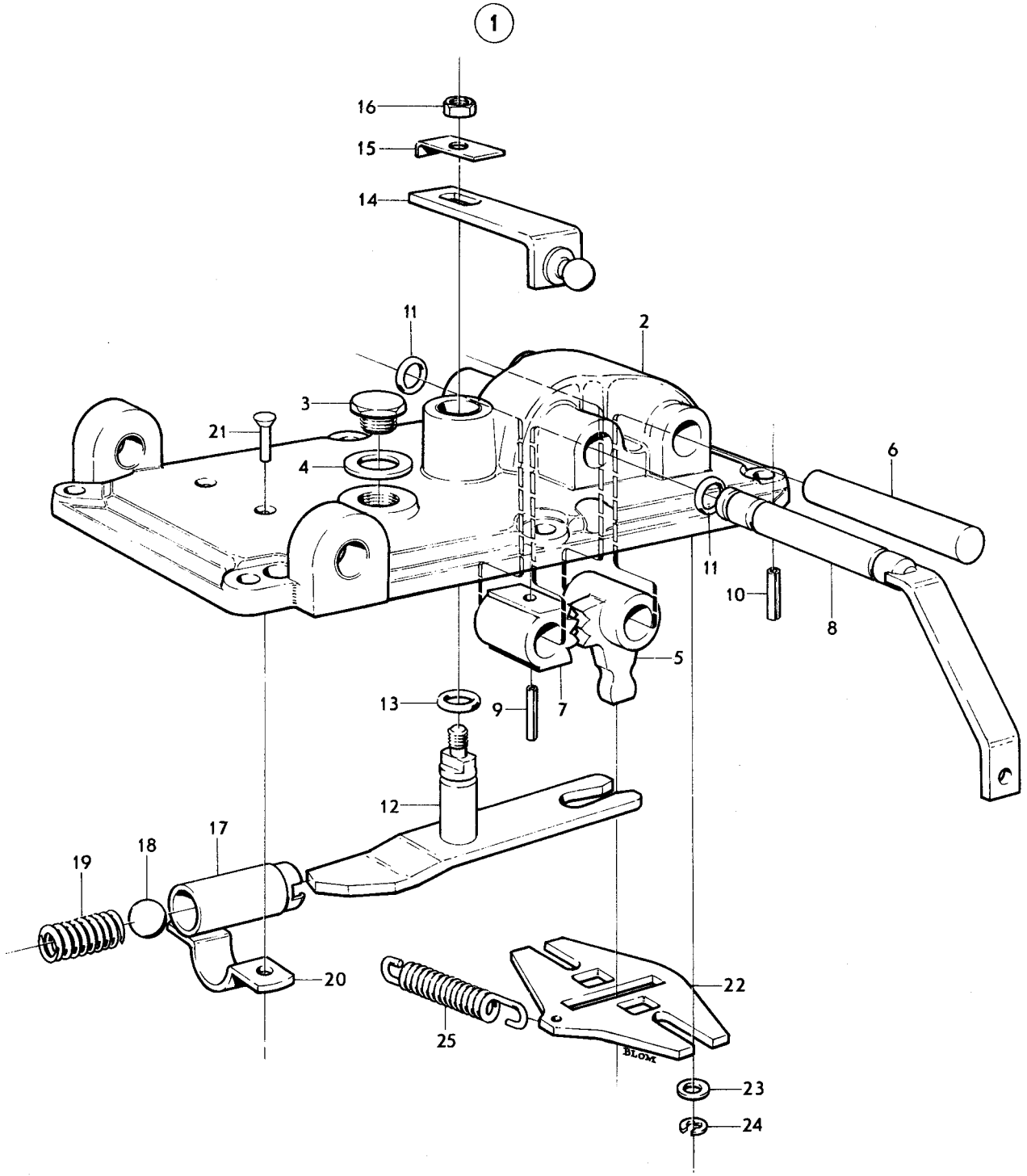
1
16
15
14
11
2
3
21
4
6
11
10
8
5
13
9
7
12
17
18
19
20
22
25
23
24
VOLVO
KA 6675

Sida 44 Page | Grupp 4 Group | Överväxel | Overdrive | Illustration 11746 | 1975-03 | 0750

Pos. Fig.	Antal/Quantity				Detalj nr Part No	Benämning	Description	Sats Kit	Anmärkning Notes	
1	1	–	–	–	254740-4	Överväxel	Overdrive		(254565) MÄRKT 115648	1010
2	1	–	–	–	273133-9	•Hus	•Housing			1020
3	2	–	–	–	380776-5	••Pinnskruv	••Stud		L 32,5	1030
	6	–	–	–	380777-3	••Pinnskruv	••Stud		L 36,5	1040
4	4	–	–	–	380671-8	••Pinnskruv	••Stud		L 65,9	1050
	2	–	–	–	380670-0	••Pinnskruv	••Stud		L 80,2	1060
5	1	–	–	–	380725-2	•Hylsa	•Sleeve			1070
6	1	–	–	–	380766-6	••O–ring	••O–ring			1080
7	1	–	–	–	380721-1	•Kolv	•Piston			1090
8	1	–	–	–		••Slid	••Slide	8		1100
9	1	–	–	–		••Tapp	••Pin	8		1110
10	1	–	–	–	273134-7	•Säte	•Seat			1120
11	1	–	–	–		••Fjäder	••Spring	8		1130
12	1	–	–	–	190611-4	••Kula	••Ball			1140
13	1	–	–	–	380726-0	•Propp	•Plug			1150
14	1	–	–	–	380767-4	••O–ring	••O–ring			1160
15	1	–	–	–	273135-4	•Säte	•Seat			1170
16	1	–	–	–	380769-0	••O–ring	••O–ring			1180
17	1	–	–	–	380768-2	••O–ring	••O–ring			1190
18	1	–	–	–	380747-6	•Hylsa	•Sleeve			1200
19	1	–	–	–	380768-2	••O–ring	••O–ring			1210
20	1	–	–	–	380780-7	•Kolv	•Piston		115648 NR–1921.	1220
	1	–	–	–	380779-9	•Kolv	•Piston		115648 NR1922–.	1225
21	1	–	–	–		••Fjädersäte	••Spring seat	8		1230
22	1	–	–	–		••Styrhylsa	••Guide sleeve	8		1240
23	1	–	–	–		••Skruv	••Screw	8		1250
24	1	–	–	–		••Fjäder	••Spring	8		1260
25	1	–	–	–		••Fjäder	••Spring	8		1270
26	1	–	–	–		••Bricka	••Washer	8		1280
27	1	–	–	–	380862-3	•Kolv	•Piston			1290
28	1	–	–	–		••Styrhylsa	••Guide sleeve	8		1300
29	1	–	–	–		••Skruv	••Screw	8		1310
30	1	–	–	–		••Fjädersäte	••Spring seat	8		1320
31	1	–	–	–		••Fjäder	••Spring	8		1330
32	1	–	–	–		••Mutter	••Nut	8		1340
33	1	–	–	–		••Fjäder	••Spring	8		1350
34	1	–	–	–	380748-4	•Propp	•Plug			1360
35	1	–	–	–	380770-8	••O–ring	••O–ring			1370
36	1	–	–	–	61177-2	•Kula	•Ball			1380
37	1	–	–	–	380750-0	•Fjäder	•Spring			1390
38	1	–	–	–	380749-2	•Propp	•Plug			1400
39	1	–	–	–	380729-4	•Oljefilter	•Oil filter			1410
40	1	–	–	–	380730-2	•Bricka	•Washer			1420
41	1	–	–	–	380731-0	•Propp	•Plug			1430
42	1	–	–	–	380716-1	•Oljesump	•Oil pan			1440
43	1	–	–	–		••Magnet	••Magnet	8		1450
44	1	–	–	–	380719-5	•Oljesil	•Oil strainer			1460
45	1	–	–	–	380720-3	•Packning	•Gasket			1470
46	6	–	–	–	955638-2	•Skruv	•Screw			1480
47	6	–	–	–	955920-4	•Fjäderbricka	•Spring washer			1490
48	1	–	–	–	380771-6	•Solenoid	•Solenoid			1500
49	2	–	–	–	380772-4	••O–ring	••O–ring			1510
50	1	–	–	–	380773-2	••Packning	••Packing			1520
51	1	–	–	–	380672-6	•Propp	•Plug			1530
52	1	–	–	–	907132-5	•Packning	•Packing			1540
53	1	–	–	–	380910-0	•Bromstrumma	•Brake drum		(380675)	1550
54	1	–	–	–	380911-8	•Kopplingslamell	•Clutch plate			1560
55	1	–	–	–	380694-0	•Lagerhållare	•Bearing cage			2010
56	4	–	–	–	380695-7	••Skruv	••Bolt			2020
57	1	–	–	–	380693-2	•Kullager	•Ball bearing			2030
58	1	–	–	–	380764-1	•Låsring	•Circlip			2040
59	1	–	–	–	380765-8	•Låsring	•Circlip			2050

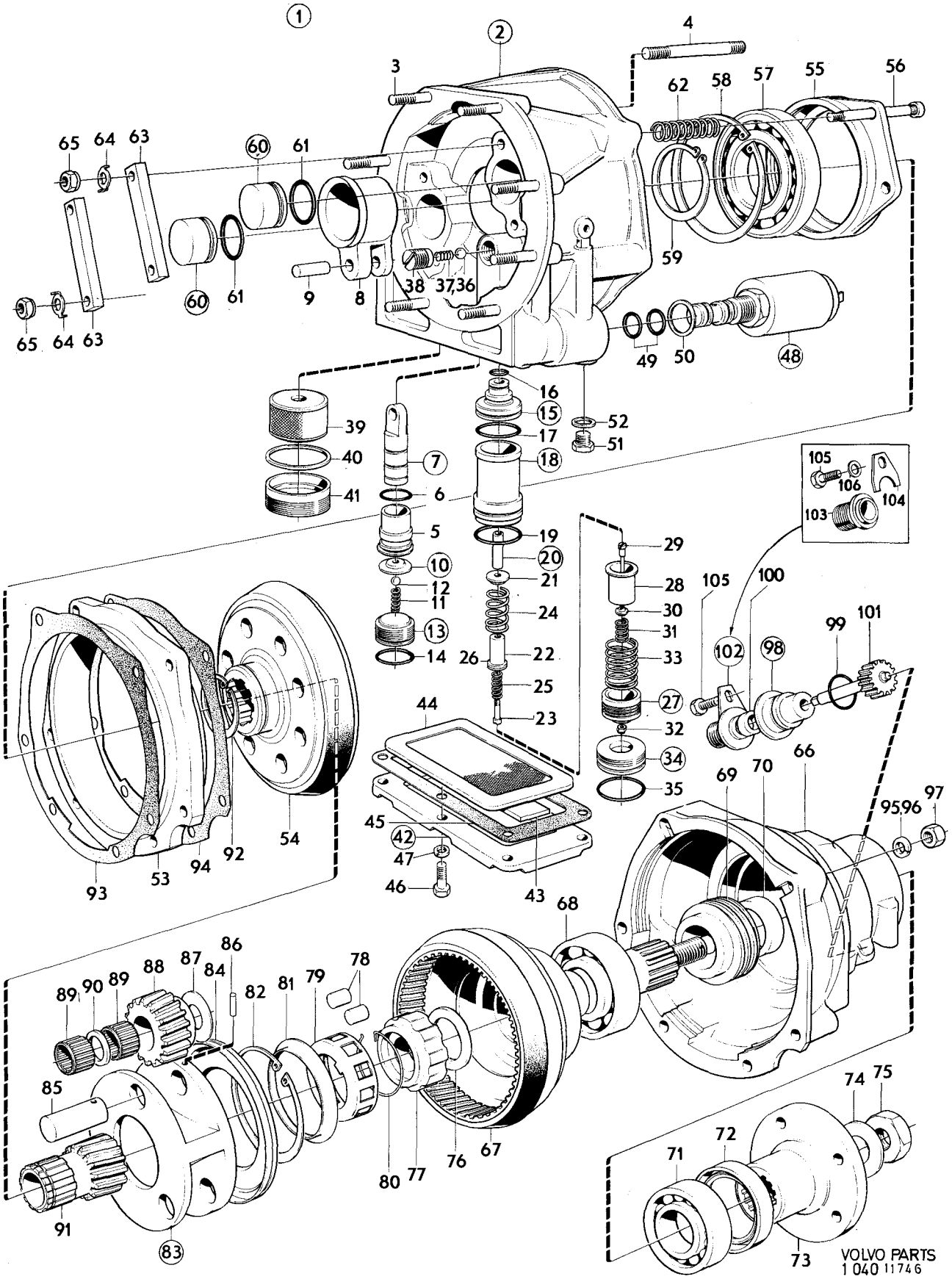
1
2
3
4
5
6
7
8
9
10
11
12
13
14
15
16
17
18
19
20
21
22
23
24
25
26
27
28
29
30
31
32
33
34
35
36
37
38
39
40
41
42
43
44
45
46
47
48
49
50
51
52
53
54
55
56
57
58
59
60
61
62
63
64
65
66
67
68
69
70
71
72
73
74
75
76
77
78
79
80
81
82
83
84
85
86
87
88
89
90
91
92
93
94
95
96
97
98
99
100
101
102
103
104
105
106
VOLVO PARTS
1 040 11746

Sida 46 Page | Grupp 4 Group | Överväxel | Overdrive | Illustration 11746 | 1975-12 | 0750

Pos. Fig.	Antal/Quantity				Detalj nr Part No	Benämning	Description	Sats Kit	Anmärkning Notes	
60	2	–	–	–	380698-1	•Kolv	•Piston			2060
61	2	–	–	–	380756-7	••O–ring	••O–ring			2070
62	1	–	–	–	273151-1	•Fjädersats	•Spring kit			2080
63	2	–	–	–	380697-3	•Tryckplatta	•Pressure plate			2090
64	4	–	–	–	380887-0	•Låsbricka	•Lock washer		(380303)	2100
65	4	–	–	–	380887-0	•Mutter	•Nut		(955846)	2110
66	1	–	–	–	380673-4	•Hus	•Housing			2120
67	1	–	–	–	380679-1	•Utgående axel	•Output shaft			2130
68	1	–	–	–	181092-8	•Kullager	•Ball bearing			2140
69	1	–	–	–	380682-5	•Hastighetsmätardrev	•Speedometer gear			2150
70	1	–	–	–	380683-3	•Distanshylsa	•Spacer sleeve			2160
71	1	–	–	–	11013-0	•Kullager	•Ball bearing			2
72	1	–	–	–	380684-1	•Tätningsring	•Seal ring			2
73	1	–	–	–	380686-6	•Medbringare	•Companion flange			2190
74	1	–	–	–	380688-2	•Bricka	•Washer			2
75	1	–	–	–	380687-4	•Mutter	•Nut			2
76	1	–	–	–	380715-3	•Tryckbricka	•Thrust washer			2220
77	1	–	–	–	380711-2	•Innerring	•Bearing cone			2
78	1	–	–	–	273152-9	•Rullsats	•Roller kit			2
79	1	–	–	–	380712-0	•Hållare	•Retainer			2250
80	1	–	–	–	380257-6	•Låsring	•Circlip			2
81	1	–	–	–	380713-8	•Oljekastare	•Oil slinger			2
82	1	–	–	–	380414-3	•Låsring	•Circlip			2280
83	1	–	–	–	380705-4	•Planethjul	•Planetary gear			2290
84	1	–	–	–	380704-7	••Oljefångare	••Oil catcher			2300
85	3	–	–	–	380709-6	••Lagertapp	••Bearing pin			2310
86	3	–	–	–	380763-3	••Låspinne	••Lock pin			2320
87	3	–	–	–	380708-8	••Tryckbricka	••Thrust washer			2330
88	3	–	–	–	380706-2	••Kugghjul	••Gear			2340
89	6	–	–	–	380707-0	••Nållager	••Needle bearing			2350
90	3	–	–	–	380710-4	••Distansbricka	••Spacer washer			2360
91	1	–	–	–	380699-9	•Solhjul	•Sun wheel			2370
92	1	–	–	–	380762-5	•Låsring	•Circlip			2380
93	1	–	–	–	380674-2	•Packning	•Gasket			2390
94	1	–	–	–	380676-7	•Packning	•Gasket			2400
95	4	–	–	–	955921-2	•Fjäderbricka	•Spring washer			2410
96	2	–	–	–	942383-1	•Bricka	•Washer			2420
97	6	–	–	–	955847-9	•Mutter	•Nut			2430
98	1	–	–	–	380751-8	Lagerhylsa	Bearing cage			2
99	1	–	–	–	380757-5	•O–ring	•O–ring			2
100	1	–	–	–	380752-6	•Tätningsring	•Seal ring			2460
101	1	–	–	–	380754-2	Hastighetsmätardrev	Speedometer gear		ANT KUGGAR 18 UTV 3,73/1	2
	1	–	–	–	380913-4	Hastighetsmätardrev	Speedometer gear		ANT KUGGAR 17 UTV 3,54/1	2
102	1	–	–	–	380755-9	Fläns	Flange		CH–95477. ERS AV 1 ST 381614–7, 1 ST 381615–4	2490
103	1	–	–	–	381614-7	Anslutning	Adapter		CH 95478–.	2500
104	1	–	–	–	381615-4	Låsbricka	Lock washer		CH 95478–.	2
105	1	–	–	–	955636-6	Skruv	Screw			2
106	1	–	–	–	955920-4	Låsbricka	Lock washer		CH 95478–.	2530

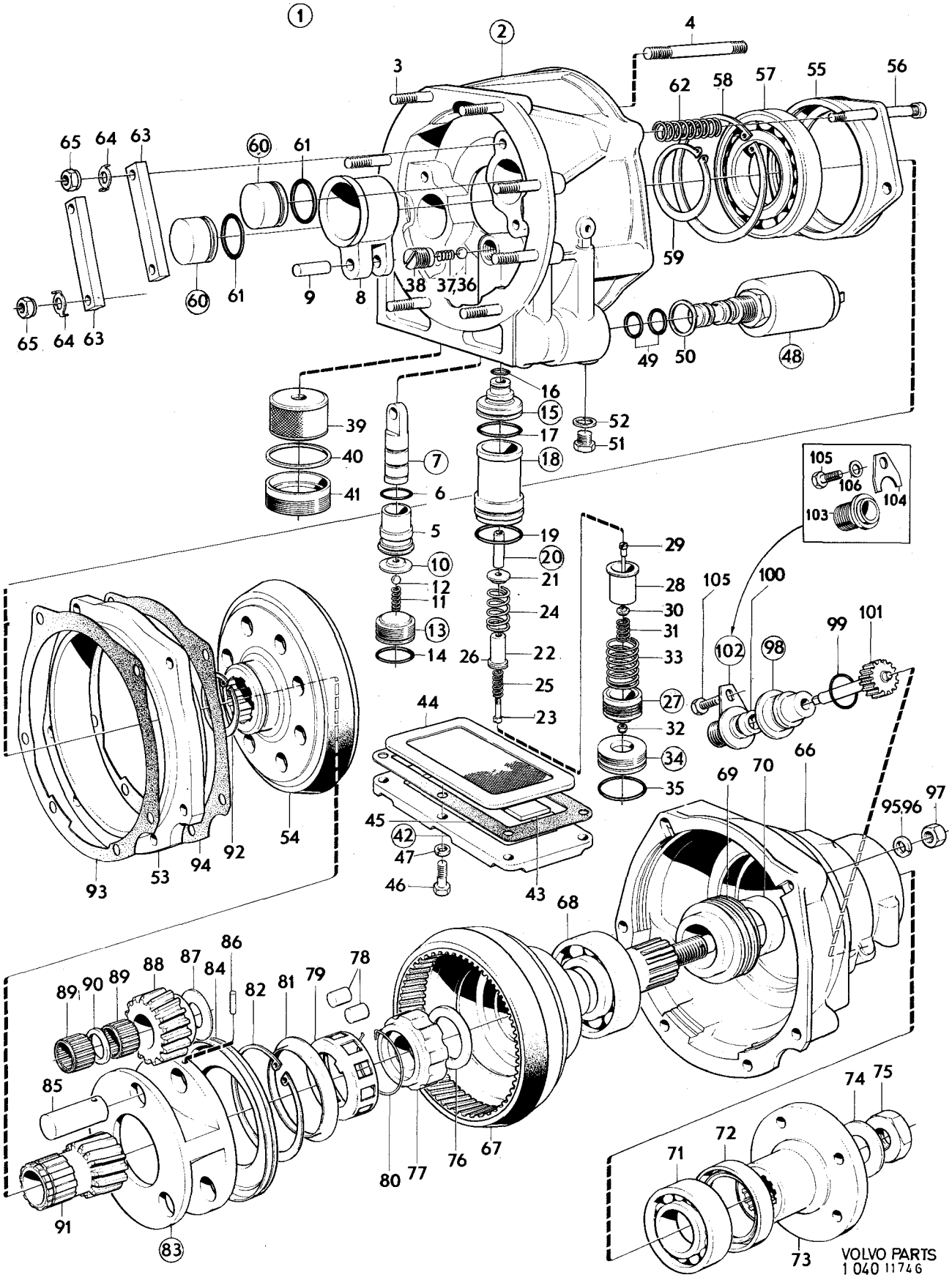
1
2
3
4
55
56
57
58
62
59
65
64
63
60
61
9
8
38
37,36
49
50
48
16
15
17
18
52
51
39
40
41
7
6
5
10
12
11
13
14
19
20
21
24
26
22
25
23
29
28
30
31
33
27
32
34
35
105
106
104
103
100
102
98
99
101
44
45
42
47
46
43
54
92
94
53
93
69
70
66
95,96
97
68
86
87
88
89
90
84
82
81
79
78
85
91
83
80
77
76
67
74
75
72
71
73
VOLVO PARTS
1 040 11746

Sida 48 Page | Grupp 4 Group | Växellåda, Upphängning, reglage, BW35, RV | Gearbox, Mountings, control, BW35, RV | Illustration 8482 | 1975-12 | 0800

Pos. Fig.	Antal/Quantity				Detalj nr Part No	Benämning	Description	Sats Kit	Anmärkning Notes	
1	1	–	–	–	254535-8	Växellåda	Gearbox	4	CH–32399	1010
	1	–	–	–	254636-4	Växellåda	Gearbox	4	VST CH 32400–52789	1020
	1	–	–	–	254658-8	Växellåda	Gearbox	4	HST CH 32400–52789	1030
	–	–	–	–		•Det sida 56, 2-C11	•Comps. page 56, 2-C11			1040
2	1	–	–	–	681559-1	Oljemätsticka	Dipstick	3		1050
3	1	–	–	–	943309-5	O–ring	O–ring	2		1060
4	470	–	–	–	192034-7	Gummislang	Rubber hose	2		1070
5	4	–	–	–	955672-1	Skruv	Screw	0		1080
6	4	–	–	–	940108-4	Bricka	Washer	0		1090
7	1	–	–	–	380435-8	Lagerhylsa	Bearing cage			1100
8	1	–	–	–	380192-5	Tätningsring	Seal ring	2		1110
9	1	–	–	–	191117-1	O–ring	O–ring	2		
10	1	–	–	–	380649-4	Hastighetsmätardrev	Speedometer gear	3	CH–32399	
	1	–	–	–	380164-4	Hastighetsmätardrev	Speedometer gear	3	CH 32400–.	1140
11	1	–	–	–	191690-7	Skruv	Screw	0		
12	1	–	–	–	11992-5	Packning	Packing	0		
12a	4	–	–	–	940160-5	Skruv	Screw	0		1170
12b	4	–	–	–	941909-4	Fjädrande bricka	Resilient washer	0		
13	1	–	–	–	675898-1	Balk	Member	4		
14	4	–	–	–	944209-6	Flänsskruv	Screw	0	SEN.UTF.	1200
15	4	–	–	–	940108-4	Fjäderbricka	Spring washer	0	TID.UTF.	
16	4	–	–	–	940097-9	Bricka	Washer	0	TID.UTF.	
17	1	–	–	–	662711-1	Gummikudde	Rubber cushion	1		1230
18	2	–	–	–	950365-7	Mutter	Nut	0		1240
19	1	–	–	–	676273-6	Konsol	Bracket	4		1250
20	2	–	–	–	955535-0	Skruv	Screw	0		1260
21	2	–	–	–	955827-1	Mutter	Nut	0		1270
21a	1	–	–	–		Stöd	Support	8		1280
21b	4	–	–	–	955525-1	Skruv	Screw	0		1290
21c	4	–	–	–	941907-8	Fjädrande bricka	Resilient washer	0		1300
22	1	–	–	–	679953-0	Konsol	Bracket		VST	1320
	1	–	–	–	679954-8	Konsol	Bracket		HST	1330
23	1	–	–	–	940100-1	Skruv	Screw	0	L 16	1340
	2	–	–	–	955513-7	Skruv	Screw	0	L 19	1350
24	3	–	–	–	941906-0	Fjädrande bricka	Resilient washer	0		1360
25	1	–	–	–	679948-0	Växelspak	Gear lever	4		1370
26	1	–	–	–	673235-8	Handgrepp	Knob	2		1380
27	2	–	–	–	943035-6	Bussning	Bushing	2		1390
28	1	–	–	–	679952-2	Kulskål	Ball shell	2		
29	1	–	–	–	679951-4	Överfallsmutter	Cap nut		ERS AV 1 ST 684453–4, 1 ST 684420–3	1420
29a	1	–	–	–	684453-4	Överfallsmutter	Cap nut			
29b	1	–	–	–	684420-3	Gummikåpa	Rubber casing	2		
30	1	–	–	–	678804-6	Manöverstång	Operating rod	3	VST	1450
	1	–	–	–	679088-5	Manöverstång	Operating rod	3	HST	
31	1	–	–	–	943017-4	Skruv	Bolt	0		
32	1	–	–	–	950353-3	Mutter	Nut	0		1480
33	1	–	–	–	679746-8	Spärrplatta	Lock plate		VST	
	1	–	–	–	679959-7	Spärrplatta	Lock plate		HST	
34	1	–	–	–	679958-9	Konsol	Bracket		HST	1510
35	2	–	–	–	940100-1	Skruv	Bolt	0		1520
36	2	–	–	–	941906-0	Fjädrande bricka	Resilient washer	0		1530
37	2	–	–	–	955825-5	Mutter	Nut	0		1540
38	1	–	–	–	679704-7	Spärr	Catch			1550
39	2	–	–	–	955524-4	Skruv	Screw	0		1560
40	2	–	–	–	941907-8	Fjädrande bricka	Resilient washer	0		1570
41	1	–	–	–		Indikator	Indicator		SE GRUPP 3	1580
42	1	–	–	–	681539-3	Bussning	Bushing	3		1590
43	1	–	–	–	677564-7	Fjäder	Spring	3		1600
44	1	–	–	–	677972-2	Bricka	Washer			2010
45	1	–	–	–	951967-9	Spännstift	Tensioner pin	0		2020
46	1	–	–	–	677920-1	Bussning,gummi	Bushing, rubber	3		2030
47	1	–	–	–	677921-9	Bussning, plast	Bushing, plastic			2040

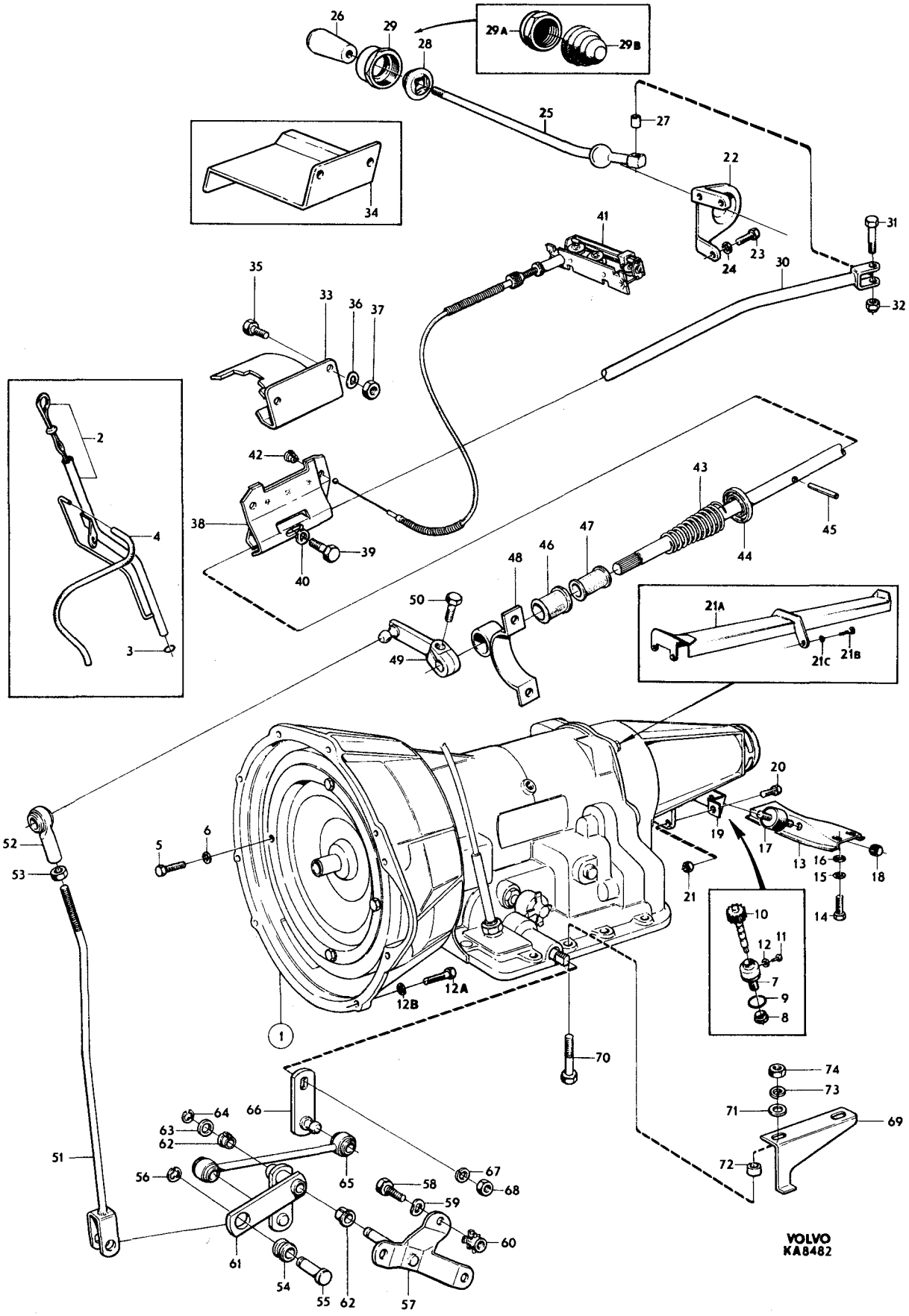

VOLVO
KA8482

Sida / Page	Grupp / Group	Växellåda / Gearbox	Illustration	0800
50	4	Upphängning, reglage / Mountings, control	8482	
		BW35, RV / BW35, RV	1975-03	

Pos. Fig.	Antal/Quantity				Detalj nr Part No	Benämning	Description	Sats Kit	Anmärkning Notes	
48	1	–	–	–		Klammer	Clamp		SE GRUPP 6	2050
49	1	–	–	–	677808-8	Hävarm	Lever	4		2060
50	1	–	–	–	940135-7	Skruv	Screw	0		2070
51	1	–	–	–	679089-3	Reglerstång	Control rod	4	VST	2080
	1	–	–	–	678806-1	Reglerstång	Control rod	4	HST	2090
52	1	–	–	–	677227-1	Kulskål	Ball socket	3		2100
53	1	–	–	–	955826-3	Mutter	Nut	0		2110
54	1	–	–	–	663151-9	Bussning	Bushing	2		2120
55	1	–	–	–	663162-6	Bult	Bolt	3		2130
56	1	–	–	–	951670-9	Låsring	Circlip	0		2140
57	1	–	–	–	677663-7	Konsol	Bracket		VST	2150
	1	–	–	–	678365-8	Konsol	Bracket		HST	2160
58	2	–	–	–	955524-4	Skruv	Bolt	0	VST	2170
	2	–	–	–	955513-7	Skruv	Bolt	0	HST	2180
59	2	–	–	–	941907-8	Fjädrande bricka	Resilient washer	0	VST	2190
	2	–	–	–	941906-0	Fjädrande bricka	Resilient washer	0	HST	2200
60	2	–	–	–	942227-0	Mutter	Nut	0	VST	2210
	2	–	–	–	941140-6	Mutter	Nut	0	HST	2220
61	1	–	–	–	677661-1	Mellanaxel	Counter shaft	4	VST	2230
	1	–	–	–	678272-6	Mellanaxel	Counter shaft	4	HST	2240
62	2	–	–	–	380189-1	Bussning	Bushing	3		2250
63	1	–	–	–	955895-8	Bricka	Washer	0		2260
64	1	–	–	–	951670-9	Låsring	Circlip	0		2270
65	1	–	–	–	670884-6	Länkstång	Link rod	3		2280
66	1	–	–	–	671038-8	Hävarm	Lever	3		2290
67	1	–	–	–	955921-2	Bricka	Washer	0		2300
68	1	–	–	–	955847-9	Mutter	Nut	0		2310
69	1	–	–	–	671593-2	Stoppkonsol	Stop bracket		VST	2320
	1	–	–	–	671603-9	Stoppkonsol	Stop bracket		HST	2330
70	2	–	–	–	941841-9	Skruv	Bolt	0	VST	2340
	2	–	–	–	940159-7	Skruv	Bolt	0	HST	2350
71	2	–	–	–	955894-1	Bricka	Washer	0	VST	2360
	4	–	–	–	955894-1	Bricka	Washer	0	HST	2370
72	2	–	–	–	671688-0	Distanshylsa	Spacer sleeve			2380
73	2	–	–	–	955921-2	Fjäderbricka	Spring washer	0		2390
74	2	–	–	–	955826-3	Mutter	Nut	0	VST	2400

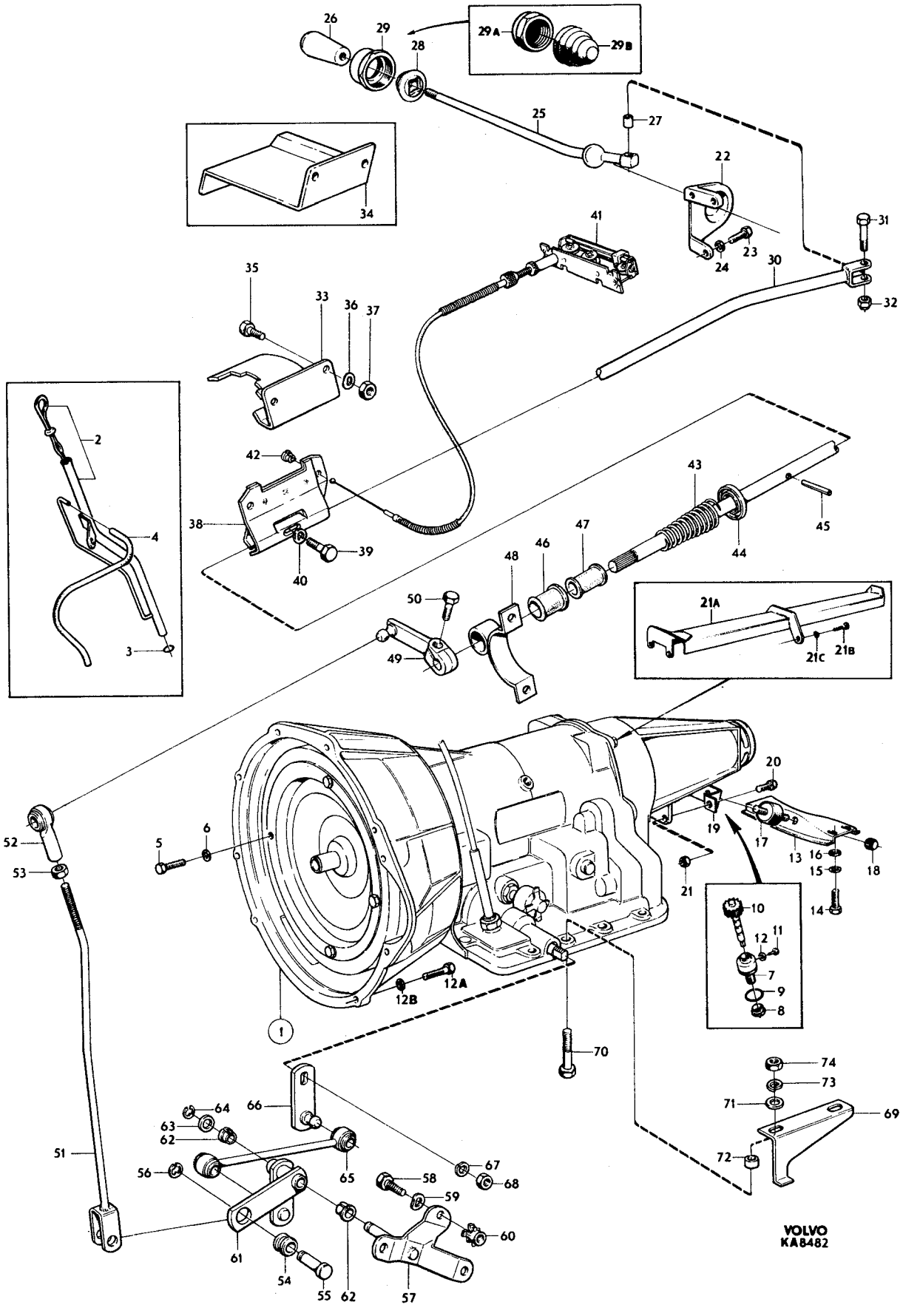

26
29
28
29A
29B
25
27
22
34
41
31
23
24
30
32
35
33
36
37
2
42
43
45
38
4
39
40
47
46
48
44
50
21A
21C
21B
49
3
20
19
17
13
16
15
18
14
21
52
53
5
6
10
11
12
7
9
8
12A
12B
1
70
74
73
71
69
72
66
64
63
62
65
67
68
51
56
58
59
60
61
54
55
62
57
VOLVO
KA8482

Sida 52 Page | Grupp 4 Group | Växellåda, Upphängning, reglage BW35, GV | Gearbox, Mountings, control BW35, GV | Illustration 13149 | 1975-12 | 0850

Pos. Fig.	Antal/Quantity				Detalj nr Part No	Benämning	Description	Sats Kit	Anmärkning Notes	
1	1	–	–	–	254657-0	Växellåda	Gearbox		23) B30E,F,CH 52790–	1010
									MÄRKT 319–.	1015
	1	–	–	–	254678-6	Växellåda	Gearbox		23) B30A CH 52790–	1020
									MÄRKT 323–.	1025
	–	–	–	–		Det sida 60, 2-C15	Comps. page 60, 2-C15			1030
2	1	–	–	–	1212026-7	Oljemätsticka	Dipstick	3		1040
3	1	–	–	–	925054-9	•O–ring	•O–ring	2		1050
4	1	–	–	–	943309-5	O–ring	O–ring	2		1060
5	470	–	–	–	192034-7	Gummislang	Rubber hose	2		1070
6	4	–	–	–	955672-1	Skruv	Screw	0		1080
7	4	–	–	–	940108-4	Bricka	Washer	0		1090
8	1	–	–	–	380435-8	Lagerhylsa	Bearing cage			1100
9	1	–	–	–	380192-5	Tätningsring	Seal ring	2		1110
10	1	–	–	–	191117-1	O–ring	O–ring	2		1120
11	1	–	–	–	380164-4	Hastighetsmätardrev	Speedometer gear	3	ANT KUGGAR 16 UTV 3,31/1	1130
	–	–	–	–	380166-9	Hastighetsmätardrev	Speedometer gear	3	ANT KUGGAR 17 UTV 3,54/1	1135
12	1	–	–	–	191690-7	Skruv	Screw			1140
13	1	–	–	–	11992-5	Packning	Packing	0		1150
14	4	–	–	–	940160-5	Skruv	Screw	0		1160
15	4	–	–	–	941909-4	Fjädrande bricka	Resilient washer	0		1170
16	1	–	–	–	687389-7	Balk	Member		CH–132566.	1180
16a	1	–	–	–	1206663-5	Balk	Member		CH 132567–.	1185
17	4	–	–	–	944209-6	Flänsskruv	Screw	0	SEN UTF	1190
18	4	–	–	–	940108-4	Fjäderbricka	Spring washer	0	TID.UTF.	1200
19	4	–	–	–	940097-9	Bricka	Washer	0	TID.UTF.	1210
20	1	–	–	–	662711-1	Gummikudde	Rubber cushion	1		1220
21	2	–	–	–	950365-7	Mutter	Nut	0		1230
22	1	–	–	–	676273-6	Konsol	Bracket	4		1240
23	2	–	–	–	955535-0	Skruv	Screw	0		1250
24	2	–	–	–	955827-1	Mutter	Nut	0		1260
25	1	–	–	–		Stöd	Support	8		1270
26	4	–	–	–	955525-1	Skruv	Screw	0		1280
27	4	–	–	–	941907-8	Fjädrande bricka	Resilient washer	0		1290
28	1	–	–	–	381700-4	Hävarm	Lever	4		1300
29	1	–	–	–	381706-1	Hävarm	Lever		28)	1310
	1	–	–	–	381812-7	Hävarm	Lever		29)	1315
30	1	–	–	–	941907-8	Fjädrande bricka	Resilient washer	0	CH–54105	1320
31	1	–	–	–	955847-9	Mutter	Nut	0	CH–54105	1330
32	2	–	–	–	381704-6	Bussning	Bushing	2	CH–54105	1340
33	1	–	–	–	955192-0	Gaffel	Fork	3	CH–54105	1350
34	1	–	–	–	961788-7	Bult med säkringsbygel	Bolt with safety collar	3	CH–54105	1360
35	1	–	–	–	381723-6	Reglerstång	Control rod		CH–54105.ERS AV 1 ST	1370
									381788–9,1 ST 381794–7	1375
36	1	–	–	–	955800-8	Mutter	Nut	0	CH–54105	1380
37	1	–	–	–	381705-3	Bult	Bolt	3	CH–54105	1390
38	1	–	–	–	941907-8	Fjädrande bricka	Resilient washer			1400
39	1	–	–	–	942915-0	Säkringsbygel	Safety collar			1410
40	1	–	–	–	942336-9	Fjädrande bricka	Resilient washer		28)	1420
41	1	–	–	–	955835-4	Mutter	Nut		28) 3/8–16–UNC	1430
	1	–	–	–	950353-3	Mutter	Nut		29) 5/16–18–UNC	1435
42	1	–	–	–	381788-9	Reglerstång	Control rod		ERS AV 1 ST 381834–1	1440
									1 ST 381825–9	1442
	1	–	–	–	381834-1	Reglerstång	Control rod			1445
43	2	–	–	–	381704-6	Bussning	Bushing	2	CH 54106–	1450
44	1	–	–	–	381705-3	Bult	Bolt	3	CH 54106–	1460
45	1	–	–	–	951669-1	Spårryttare	Circlip	0	CH 54106–	1470
46	1	–	–	–	955800-8	Mutter	Nut			1480

23. Beställning av ingående detaljer skall göras med ledning av växellådans märkning. Ports component must be ordered in accordance with the marking on the gearbox. La commande des pièces de rechanges' rapportant doit se faire en se référant au code d'identification de la boîte. Bei Bestellung von Einzelbestandteilen ist die Kennzeichnung des Getriebes zu berücksichtigen . El pedido de las piezos debera hacerse de acuerdo al marcado de la caja de cambios.
28. ch–99817 excl. 98766–98909, 99554–99649.
29. ch 99818– incl 98766–98909, 99554–99649.

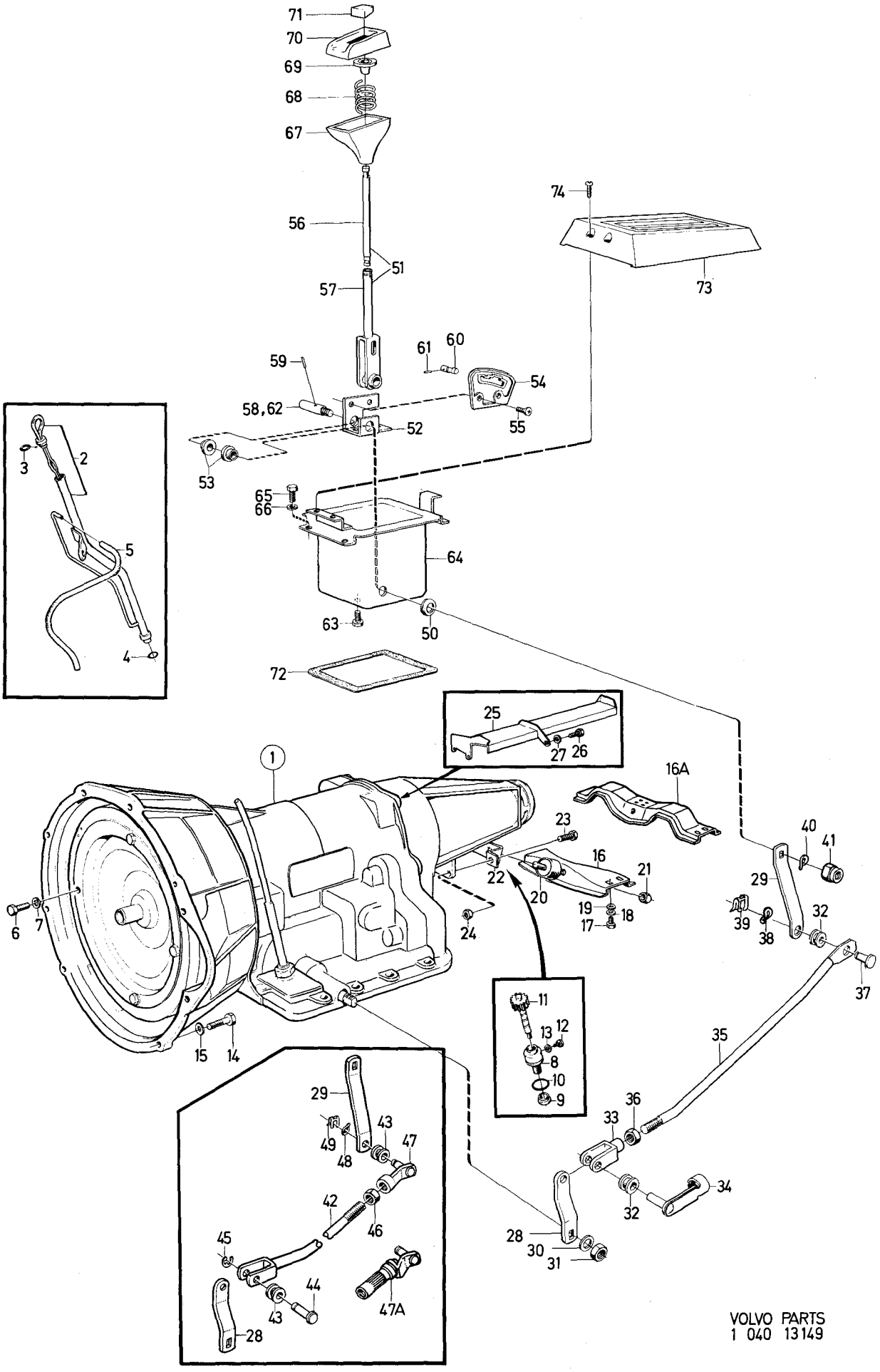

VOLVO PARTS
1 040 13149

Sida 54 Page | Grupp 4 Group | Växellåda BW35, GV | Gearbox Mountings, control BW35, GV | Illustration 13149 | 1975-12 | 0850

Pos. Fig.	Antal/Quantity				Detalj nr Part No	Benämning	Description	Sats Kit	Anmärkning Notes	
47	1	–	–	–	381794-7	Bult med justermutter	Bolt with adjusting nut		CH 54106–122349 EXCL.	1490
									122101–122196	1492
									ERS AV 1 ST 381825–9,	1493
									1 ST 381834–1	1494
47a	1	–	–	–	381825-9	Bult med justerhylsa	Bolt with adj. –sleeve		CH 122350– INCL.	1495
									122101–122196	1496
48	1	–	–	–	941907-8	Fjädrande bricka	Resilient washer	0	CH 54106–	1500
49	1	–	–	–	942915-0	Säkringsbygel	Safety collar		CH 54106–	1510
50	1	–	–	–	944554-5	Tätningsring	Seal ring	2		1520
51	1	–	–	–	381817-6	Växelspak, kmpl.	Gear lever, cpl		29)	2010
52	1	–	–	–		•Konsol	•Bracket	8		2020
53	2	–	–	–	381710-3	•Bussning	•Bushing			2030
54	1	–	–	–	381716-0	•Kuliss	•Gate			2040
55	2	–	–	–	950144-6	•Skruv	•Screw			2050
56	1	–	–	–	381814-3	•Tryckstång	•Push rod			2060
57	1	–	–	–		•Växelspak	•Gear lever	8		2070
58	1	–	–	–	381811-9	•Axel	•Shaft		5/16–18–UNC	2080
59	1	–	–	–	951978-6	•Rörpinne	•Pin			2090
60	–	–	–	–	381715-2	•Spärr	•Lock			2100
61	–	–	–	–	951925-7	•Pinne	•Pin			2110
62	–	–	–	–	381709-5	Axel	Shaft		28) 3/8–16–UNC	2120
63	3	–	–	–	943159-4	Skruv	Screw			2130
64	1	–	–	–	381730-1	Kåpa	Casing		CH–132566.	2140
	1	–	–	–	381838-2	Kåpa	Casing		CH 132567–	2145
65	4	–	–	–	955512-9	Skruv	Screw			2150
66	4	–	–	–	941906-0	Fjädrande bricka	Resilient washer			2160
67	1	–	–	–	381719-4	Knapp, undre	Knob, lower		28)	2170
	1	–	–	–	381810-1	Knapp, undre	Knob, lower		29)	2180
68	1	–	–	–	381718-6	Fjäder	Spring			2190
69	1	–	–	–	381727-7	Bricka	Washer		28)	2200
	1	–	–	–	381815-0	Bricka	Washer		29)	2210
70	1	–	–	–	381728-5	Knapp, övre	Knob, upper			2220
71	1	–	–	–	381720-2	Tryckknapp	Push button		28)	2230
	1	–	–	–	381813-5	Tryckknapp	Push button		29)	2240
72	1	–	–	–	381756-6	Packning	Gasket			2250
73	1	–	–	–	685453-3	Kåpa	Casing		CH –132566	2260
	1	–	–	–	1224186-5	Kåpa	Casing		CH 132567–	2265
74	2	–	–	–	955127-6	Skruv	Screw			2270

28. ch–99817 excl. 98766–98909, 99554–99649.
29. ch 99818– incl 98766–98909, 99554–99649.

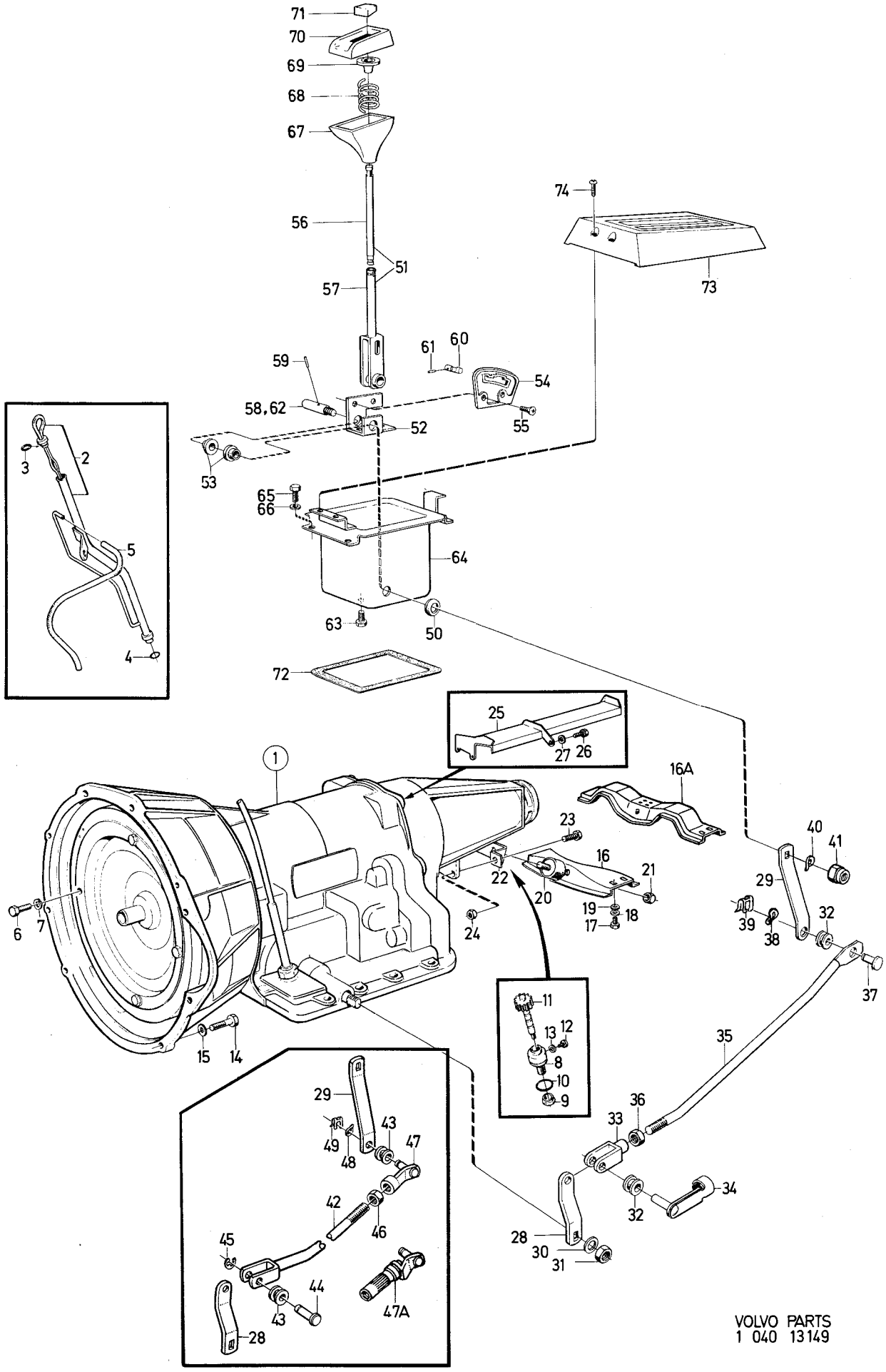

VOLVO PARTS
1 040 13149

Sida 56 Page | Grupp 4 Group | Växellåda BW35, RV | Gearbox BW35, RV | Illustration 10436 | 1975-12 | 0900

Pos. Fig.	Antal/Quantity 254 535	254 636	254 658		Detalj nr Part No	Benämning	Description	Sats Kit	Anmärkning Notes	
1	1	–	–	–	254535-8	Växellåda	Gearbox	4		1010
	–	1	–	–	254636-4	Växellåda	Gearbox	4		1020
	–	–	1	–	254658-8	Växellåda	Gearbox	4		1030
2	1	–	–	–	235872-9	•Konverter	•Converter	4	(235809)	1040
	–	1	1	–	235880-2	•Konverter	•Converter	4		1050
3	1	1	1	–	235813-3	•Konverterkåpa	•Converter housing			1060
4	1	1	1	–	235814-1	•Skyddsnät	•Stone guard			1070
5	6	6	6	–	940135-7	•Skruv	•Screw	0		1080
6	6	6	6	–	955921-2	•Fjäderbricka	•Spring washer	0		1090
7	1	1	1	–		•Hus med planetväxel	•Planet cover			1100
	–	–	–	–		••Det sida 64, 2-C19	••Comps. page 64, 2-C19			1105
8	1	–	–	–	235727-5	•Bakre gavel	•Extension housing	4		1[illegible]
	–	1	1	–	235922-2	•Bakre gavel	•Extension housing	4		1[illegible]
9	1	1	1	–	235728-3	••Tätningsring	••Seal ring	S		1130
10	1	–	–	–		•Packning	•Gasket	8		1[illegible]
	–	1	1	–		•Packning	•Gasket	8		1[illegible]
11	4	–	–	–	955525-1	•Skruv	•Screw	0		1160
	–	4	4	–	235918-0	•Skruv	•Screw	0		1[illegible]
12	4	–	–	–	955921-2	•Fjäderbricka	•Spring washer	0		1[illegible]
	–	4	4	–	940110-0	•Fjäderbricka	•Spring washer	0		1190
13	1	–	–	–	235828-1	•Kontrollsystem	•Valve bodies	4	MÄRKT 90. ERS AV 1 ST 235854–7	1[illegible]
	1	–	1	–	235854-7	•Kontrollsystem	•Valve bodies	4	MÄRKT 112	1220
	–	1	–	–	235935-4	•Kontrollsystem	•Valve bodies	4		1230
	–	–	–	–		••Det sida 80, 2-D11	••Comps. page 80, 2-D11			1240
14	1	1	1	–	940117-5	•Skruv	•Screw	0	L 1 1/4 TUM	1250
15	1	1	1	–	955920-4	•Fjäderbricka	•Spring washer	0		1260
16	2	2	2	–	955516-0	•Skruv	•Screw	0	L 2 TUM	1270
17	2	2	2	–	955920-4	•Fjäderbricka	•Spring washer	0		1280
18	1	1	1	–	235705-1	•Inloppsrör, främre pump	•Tube, front pump	3		1290
19	1	1	1	–	235527-9	•O–ring	•O–ring	S		1300
20	1	1	1	–	235704-4	•Utloppsrör, främre pump	•Tube, front pump	3		1310
21	1	1	1	–	235706-9	•Inloppsrör, konverter	•Tube, converter	3		1320
22	1	1	1	–	235848-9	•Utloppsrör, konverter	•Tube, converter	3		1330
23	1	1	1	–	235701-0	•Rör, främre servo	•Tube, front servo	3		1340
24	1	1	–	–	235702-8	•Rör, främre servo	•Tube, front servo	3	VXL 254535, –5EN 1828	1350
	1	–	1	–	235853-9	•Rör, främre servo	•Tube, front servo	3	VXL 254535, 5EN 1829–.	1360
25	1	1	1	–	235703-6	•Rör, bakre koppling	•Tube, rear clutch	3		1370
26	1	1	1	–	235707-7	•Rör, bakre servo	•Tube, rear servo	3		1[illegible]
27	1	1	1	–	682295-1	•Reglagewire	•Cable	2		1[illegible]
27a	1	1	1	–	1220513-4	•Kabelstopp	•Cable stop			1395
28	1	1	1	–	235812-5	•Packning	•Packing	1		1[illegible]
29	1	–	–	–		•Kam	•Cam		SE SIDA 80, 2-D11	1410
30	1	1	1	–	1220509-2	•Startspärr– och backljuskontakt	•Inhibitor– and backlamp switch		(235512)	1432
31	1	1	1	–	941442-6	•Mutter	•Nut	0	TID.UTF.	1[illegible]
31a	1	1	1	–	235812-5	•Packning	•Packing		SEN.UTF.	1445
32	1	–	1	–	235808-3	•Axel	•Manual valve lever shaft	4		1[illegible]
	–	1	–	–	235907-3	•Axel	•Manual valve lever shaft	4		1[illegible]
33	1	–	1	–	235711-9	•Fjäder	•Spring	3		1470
34	1	1	1	–	235836-4	•Hävarm	•Manual valve lever	4		1480
35	1	–	–	–	235710-1	•Fjädrande rörpinne	•Resilient tubular pin	3		1490
	–	1	1	–	235845-5	•Cylindrisk pinne	•Straight pin	3		1500
36	1	–	1	–	235712-7	•Ring	•Collar			1510
37	1	–	1	–	235713-5	•Låspinne	•Slotted spring pin	3		1520
37a	–	1	–	–	235927-1	•Låspinne	•Lock pin	3		1530
37b	–	1	–	–	235928-9	•Låsring	•Snap ring	3		1540
37c	–	1	–	–	235783-8	•Hattplugg	•Plug	3		1550
38	–	–	–	–		•Tätningsring	•Seal ring		SE SIDA 64, 2-C19	1560
39	1	1	1	–	60309-2	•Kula	•Ball	3		1570
40	1	1	1	–	235714-3	•Fjäder	•Spring	3		1580
41	1	1	1	–	235827-3	•Dragstång	•Linkage rod	4		1590
42	1	1	1	–	235826-5	•Hävarm	•Torsion lever	4		1600

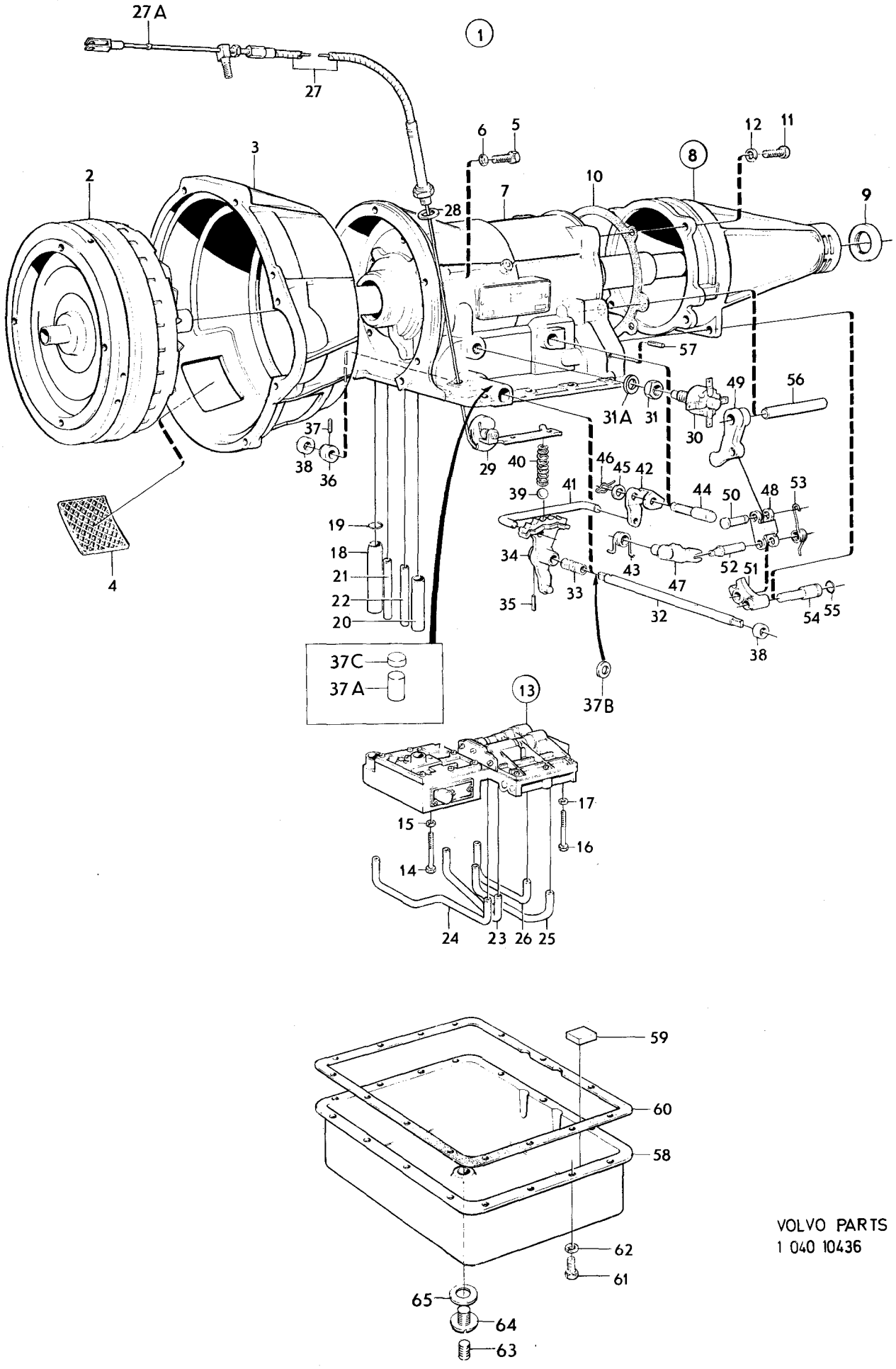

VOLVO PARTS
1 040 10436

Sida 58 Page | Grupp 4 Group | Växellåda BW35, RV | Gearbox BW35, RV | Illustration 10436 | 0900

1975-12

Pos. Fig.	Antal/Quantity 254 535	254 636	254 658		Detalj nr Part No	Benämning	Description	Sats Kit	Anmärkning Notes	
43	1	1	1	–	235652-5	•Fjäder	•Toggle lever spring	3		2010
44	–	–	–	–		•Lagertapp	•Pivot pin		SE SIDA 64, 2-C19	2020
45	1	1	1	–	41561-2	•Bricka	•Washer			2030
46	1	1	1	–	235654-1	•Låsfjäder	•Retaining spring	3		2040
47	1	1	1	–	235651-7	•Hävarm	•Toggle lift lever	4		2050
48	1	1	1	–	235641-8	•Hänke	•Toggle link	3		2060
49	1	1	1	–	235640-0	•Hävarm	•Pawl	4		2070
50	1	1	1	–	235642-6	•Tapp	•Pin	3		2080
51	1	1	1	–	235643-4	•Hävarm	•Toggle lever	4		2090
52	1	1	1	–	235792-9	•Tapp	•Pin	3		2100
53	1	1	1	–	235793-7	•Fjäder	•Release spring	3		2110
54	1	1	1	–	235648-3	•Lagertapp	•Toggle pin	4		2[illegible]
55	1	1	1	–	235649-1	•O–ring	•O–ring	S		2[illegible]
56	1	1	1	–	235650-9	•Pinne	•Anchor pin	4		2140
57	1	1	1	–	951956-2	•Låspinne	•Slotted spring pin	0		2[illegible]
58	1	–	–	–	235715-0	•Oljesump	•Oil pan	4	TID UTFERS AV	2[illegible]
									1 ST 235857–0, 1 ST	2170
									235859–6, 1 ST 235858–8	2[illegible]
	1	–	–	–	235857-0	•Oljesump	•Oil pan	4	SEN UTF	2[illegible]
	–	1	1	–	235857-0	•Oljesump	•Oil pan	4		2200
59	1	1	1	–	235739-0	•Magnet	•Magnet			2[illegible]
60	1	1	1	–	276502-2	•Packning	•Gasket	S	(235716)	2[illegible]
61	15	15	15	–	955523-6	•Skruv	•Screw	0		2230
62	15	15	15	–	955921-2	•Fjäderbricka	•Spring washer	0		2240
63	1	–	–	–	952075-0	•Avtappningspropp	•Drain plug	0	5)	2250
64	1	–	–	–	235859-6	•Avtappningspropp	•Drain plug	1	6)	2260
	–	1	1	–	235859-6	•Avtappningspropp	•Drain plug	1		2270
65	1	–	–	–	235858-8	•Packning	•Packing	1	6)	2280
	–	1	1	–	235858-8	•Packning	•Packing	1		2290
	1	–	1	–	276501-4	Gummi–och tätnings– ringsats	Rubber and seal ring kit	2		2300 2310
	–	1	–	–	273291-5	Gummi–och tätnings– ringsats	Rubber and seal ring kit			2312 2315
	1	–	–	–	276502-2	Packningssats	Gasket kit	1		2320
	–	1	1	–	273221-2	Packningssats	Gasket kit	1		2330

5. För oljesump 235715. For oil sump 235715. Pour carter d'huile 235715. Für Ölwanne 235715. Para carter de aceite 235715.
6. För oljesump 235857. For oil sump 235857. Pour carter d'huile 235857. Für Ölwanne 235857. Para carter de aceite 235857.

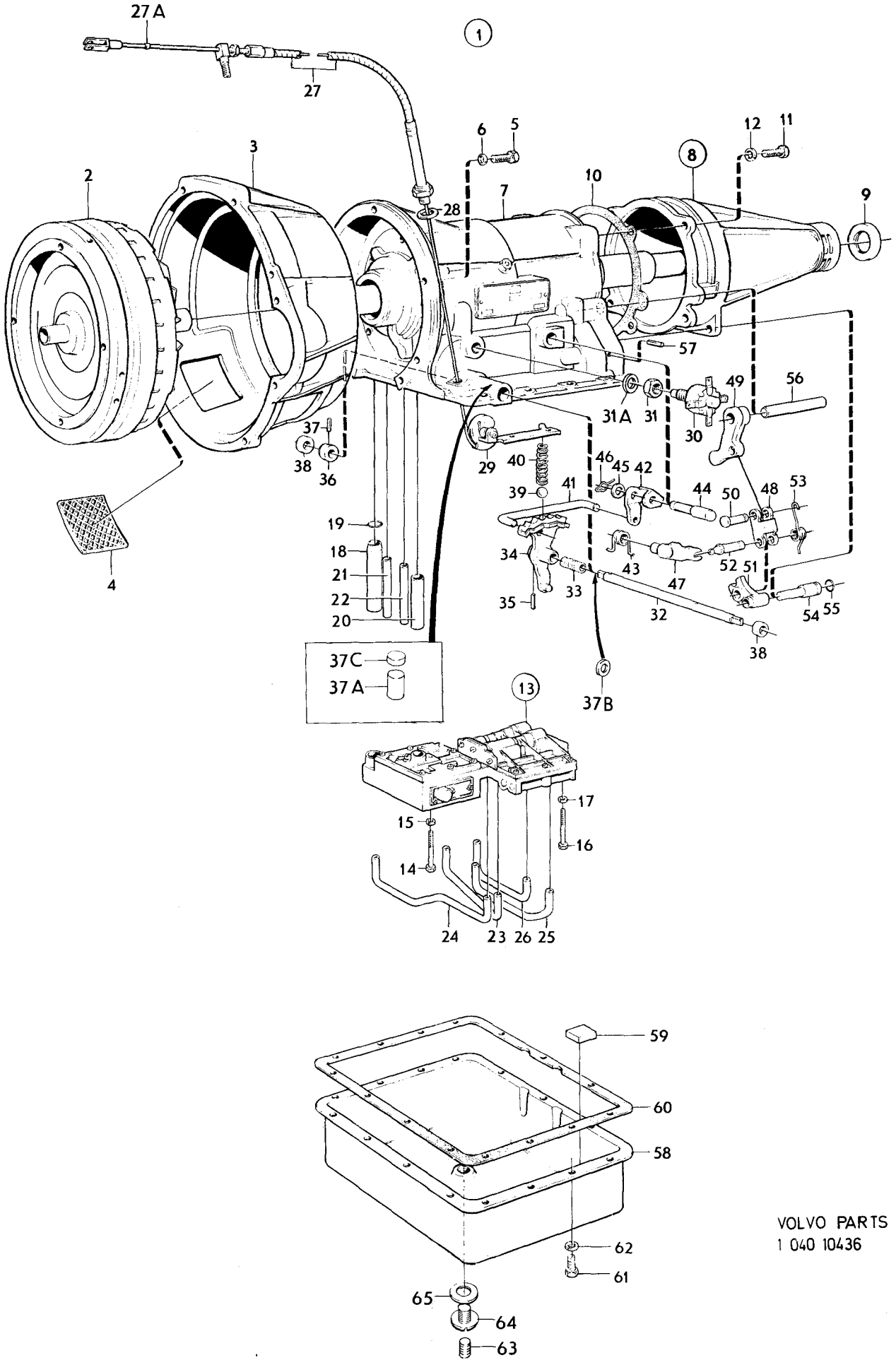

VOLVO PARTS
1 040 10436

Sida 60 Page | Grupp 4 Group | Växellåda BW35, GV | Gearbox BW35, GV | Illustration 10437 | 1975-12 | 0950

Pos. Fig.	Antal/Quantity 254 657	254 678			Detalj nr Part No	Benämning	Description	Sats Kit	Anmärkning Notes	
1	1	–	–	–	254657-0	Växellåda	Gearbox	4	B30E,F	1010
	–	1	–	–	254678-6	Växellåda	Gearbox	4	B30A	1020
2	1	1	–	–	235880-2	•Konverter	•Converter	4		1030
3	1	1	–	–	235813-3	•Konverterkåpa	•Converter housing	4		1040
4	1	1	–	–	235814-1	•Skyddsnät	•Stone guard			1050
5	6	6	–	–	940135-7	•Skruv	•Screw	0		1060
6	6	6	–	–	955921-2	•Fjäderbricka	•Spring washer	0		1070
7	1	1	–	–		•Hus med planetväxel	•Planet cover			1080
	–	–	–	–		••Det sida 70, 2-D01	••Comps. page 70, 2-D01			1085
8	1	1	–	–	235922-2	•Bakre gavel	•Extension housing	4		1090
9	1	1	–	–	235728-3	••Tätningsring	••Seal ring	S		1100
10	1	1	–	–		•Packning	•Gasket	S		1110
11	4	4	–	–	235918-0	•Skruv	•Screw			1120
12	4	4	–	–	940110-0	•Fjäderbricka	•Spring washer	0		1130
13	1	1	–	–	235973-5	•Kontrollsystem	•Valve bodies	4		1140
	–	–	–	–		••Det sida 80, 2-D11	••Comps. page 80, 2-D11			1150
14	1	1	–	–	940117-5	•Skruv	•Screw	0	L 1 1/4 TUM	1160
15	1	1	–	–	955920-4	•Fjäderbricka	•Spring washer	0		1170
16	2	2	–	–	955516-0	•Skruv	•Screw	0	L 2 TUM	1180
17	2	2	–	–	955920-4	•Fjäderbricka	•Spring washer	0		1190
18	1	1	–	–	235705-1	•Inloppsrör, främre pump	•Tube, front pump	3		1200
19	1	1	–	–	235527-9	•O–ring	•O–ring	S		1210
20	1	1	–	–	235704-4	•Utloppsrör, främre pump	•Tube, front pump	3		1220
21	1	1	–	–	235706-9	•Inloppsrör, konverter	•Tube, converter	3		1230
22	1	1	–	–	235848-9	•Utloppsrör, konverter	•Tube, converter	3		1240
23	1	1	–	–	235701-0	•Rör, främre servo	•Tube, front servo	3		1250
24	1	–	–	–	235976-8	•Rör, främre servo	•Tube, front servo	3		1260
	–	1	–	–	235702-8	•Rör, främre servo	•Tube, front servo	3		1270
25	1	1	–	–	235703-6	•Rör, bakre koppling	•Tube, rear clutch	3		1280
26	1	1	–	–	235707-7	•Rör, bakre servo	•Tube, rear servo	3		1290
27	1	1	–	–	235988-3	•Reglagewire	•Cable	2		1310
27a	1	1	–	–	1220513-4	•Kabelstopp	•Cable stop			1315
28	1	1	–	–	235812-5	•Packning	•Packing	1		1320
29	1	1	–	–		•Kam	•Cam		SE SIDA 80, 2-D11	1330
30	1	1	–	–	1220509-2	•Startspärr– och back–ljuskontakt, 4–polig	•Inhibitor– and back–lamp switch, 4–pole		TID UTF	1340 1350
	1	1	–	–	1234312-5	•Startspärr– och back–ljuskontakt, 6–polig	•Inhibitor– and back–lamp switch, 6–pole		SEN UTF	1354 1355
31	1	1	–	–	941442-6	•Mutter	•Nut	0	TID.UTF.	1360
31a	1	1	–	–	235812-5	•Packning	•Packing		SEN.UTF.	1370
32	1	1	–	–	235907-3	•Axel	•Manual valve lever shaft	4		1370
33	1	1	–	–	235836-4	•Hävarm	•Manual valve lever	4		1380
34	1	1	–	–	235845-5	•Cylindrisk pinne	•Straight pin	3		1390
35	1	1	–	–	235927-1	•Låspinne	•Lock pin	3		1400
36	1	1	–	–	235928-9	•Låsring	•Snap ring	3		1410
37	1	1	–	–	235783-8	•Hattplugg	•Plug	3		1420
38	1	1	–	–		•Tätningsring	•Seal ring		SE SIDA 70, 2-D01	1430
39	1	1	–	–	60309-2	•Kula	•Ball	3		1440
40	1	1	–	–	235714-3	•Fjäder	•Spring	3		1450
41	1	1	–	–	235972-7	•Dragstång	•Linkage rod	4		1460
42	1	1	–	–	235826-5	•Hävarm	•Torsion lever	4		1470
43	1	1	–	–	235652-5	•Fjäder	•Toggle lever spring	3		1480
44	1	1	–	–		•Lagertapp	•Pivot pin		SE SIDA 70, 2-D01	1490
45	1	1	–	–	41561-2	•Bricka	•Washer			1500
46	1	1	–	–	235654-1	•Låsfjäder	•Retaining spring	3		1510
47	1	1	–	–	235651-7	•Hävarm	•Toggle lift lever	4		1520
48	1	1	–	–	235641-8	•Hänke	•Toggle link	3		1530
49	1	1	–	–	235640-0	•Hävarm	•Pawl	4		1540
50	1	1	–	–	235642-6	•Tapp	•Pin	3		1550
51	1	1	–	–	235643-4	•Hävarm	•Toggle lever	4		1560
52	1	1	–	–	235792-9	•Tapp	•Pin	3		1570
53	1	1	–	–	235793-7	•Fjäder	•Release spring	3		1580
54	1	1	–	–	235648-3	•Lagertapp	•Toggle pin	4		1590

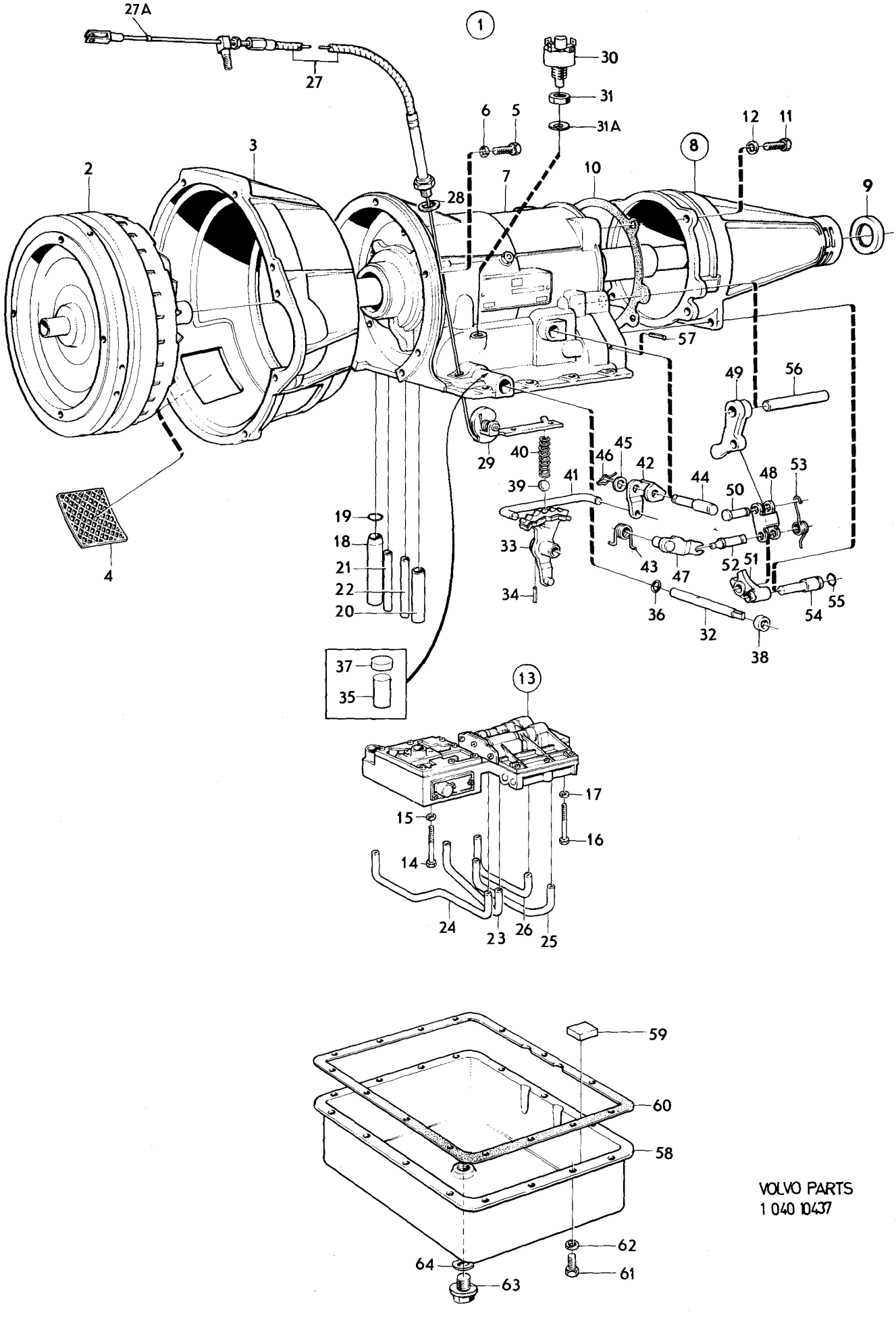

VOLVO PARTS
1 040 10437

Sida / Page	Grupp / Group	Växellåda / Gearbox		Illustration 10437	0950
62	4	BW35, GV	BW35, GV	1975-12	

Pos. Fig.	Antal/Quantity 254 657	254 678			Detalj nr Part No	Benämning	Description	Sats Kit	Anmärkning Notes	
55	1	1	–	–	235649-1	•O–ring	•O–ring	S		1600
56	1	1	–	–	235650-9	•Pinne	•Anchor pin	4		2010
57	1	1	–	–	951956-2	•Låspinne	•Slotted spring pin	0		2020
58	1	1	–	–	235857-0	•Oljesump	•Oil pan	4		2030
59	1	1	–	–	235739-0	•Magnet	•Magnet			2040
60	1	1	–	–	276502-2	•Packning	•Gasket	S	(235716)	2050
61	15	15	–	–	955523-6	•Skruv	•Screw	0		2060
62	15	15	–	–	955921-2	•Fjäderbricka	•Spring washer	0		2070
63	1	1	–	–	235859-6	•Avtappningspropp	•Drain plug	1		2080
64	1	1	–	–	235858-8	•Packning	•Packing	1		2090
	1	1	–	–	273291-5	Gummi–och tätnings–ringsats	Rubber–and seal ring kit			2100
	1	1	–	–	273221-2	Packningssats	Gasket kit	1		2110

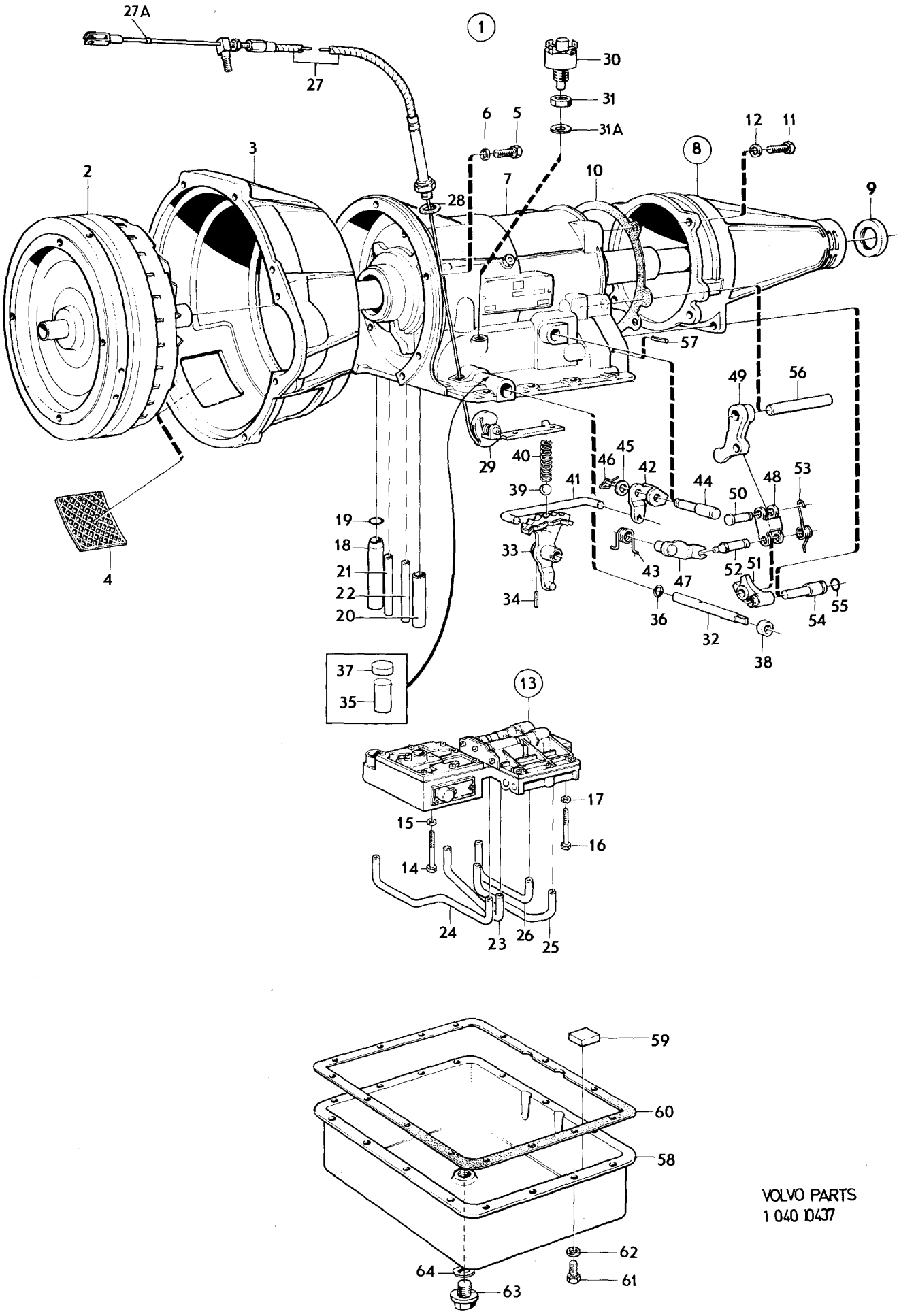

VOLVO PARTS
1 040 10437

Sida 64 Page | Grupp 4 Group | Växellåda, BW35 Hus med planetväxel | Gearbox, BW35 Planet cover | Illustration 8469 1975-03 | 1000

Pos. Fig.	Antal/Quantity 254 535	254 636	254 658		Detalj nr Part No	Benämning	Description	Sats Kit	Anmärkning Notes	
1	1	–	–	–	235816-6	Hus	Housing	4		1010
	–	1	–	–	273218-8	Hus	Housing	4		1020
	–	–	1	–	273217-0	Hus	Housing	4		1030
2	1	1	1	–		•Lagertapp	•Stop shaft	8		1040
3	1	1	1	–		•Anliggningstapp	•Contact pin	8		1050
4	2	1	2	–	235511-3	•Tätningsring	•Seal ring	S		1060
5	1	1	1	–	235851-3	•Anslutning	•Connector			1070
6	1	1	1	–	235851-3	•Anslutning	•Connector		(235849)	1080
7	1	–	–	–	235850-5	•Rör	•Jumper pipe			1090
8	1	1	1	–	940375-9	•Propp	•Plug	0		1100
9	1	1	1	–	276507-1	Oljepump,bakre	Oilpump,rear	3		1110
10	1	1	1	–	235602-0	•Plåt	•Plate	S		1120
11	1	1	1	–	235605-3	•Medbringartapp	•Pin	S		1130
12	5	5	5	–	941458-2	Skruv	Screw	0		1140
13	5	5	5	–	955920-4	Fjäderbricka	Spring washer	0		1150
14	1	–	–	–	235789-5	Utgående axel	Driven shaft	3		1160
	–	1	1	–	235920-6	Utgående axel	Driven shaft	3		1170
15	1	1	1	–	235611-1	Kugghjul	Gear	3		1180
16	1	1	1	–	235612-9	Låsring	Snap ring	2		1190
17	3	3	3	–	235617-8	Oljering	Oilring	S		1200
18	1	1	1	–	235616-0	Bricka	Washer	S		1210
19	1	–	1	–	235838-0	Regulator	Governor	4		1220
	–	1	–	–	1220549-8	Regulator	Governor		(235717) (276508)	1230
20	1	1	1	–	235721-8	•Fjäder	•Spring	S		1240
21	–	–	–	–		•Hållare	•Retainer	8		1250
22	2	2	2	–	235724-2	•Skruv	•Screw	0		1260
23	2	2	2	–	941459-0	•Skruv	•Screw	0		1270
24	2	2	2	–	955920-4	•Fjäderbricka	•Spring washer	0		1280
25	1	1	1	–	61177-2	Kula	Ball	2		1290
26	1	1	1	–	941379-0	Låsring	Circlip	2		1300
27	1	–	–	–	235810-9	Hastighetsmätardrev	Speedometer gear	4		1310
	–	1	1	–	381033-0	Hastighetsmätardrev	Speedometer gear	4		1320
28	1	–	–	–	235837-2	Medbringare	Companion flange	4		1330
	–	1	1	–	235876-0	Medbringare	Companion flange	4		1340
29	1	1	1	–	190772-4	Bricka	Washer	0		1350
30	1	1	1	–	235787-9	Skruv	Screw	3		1360
	1	–	–	–	181542-2	Nållagerskiva	Needle thrust bearing	8	SE POS 32A	1370
	1	–	–	–	235615-2	Tryckbricka	Thrust washer	8	SE POS 32A	1380
32a	1	1	1	–	235871-1	Nållager	Needle bearing	S		1390
33	1	1	1	–	235989-1	Planetväxel	Planetary gear		(235582) TID.UTF.	1400
									ERS AV 1 ST 1220543–1	1405
									1 ST 1220565–4,1 ST	1410
									1220519–1	1415
	1	1	1	–	1220543-1	Planetväxel	Planetary gear		SEN.UTF.	1416
34	1	1	1	–	1220510-0	•Frihjulsring	•Race			1420
35	1	1	1	–	1220512-6	••Låsring	••Snap ring	3		1430
36	1	1	1	–	235599-8	Frihjul	One–way clutch	4		1440
37	1	1	1	–	235752-3	Tryckbricka	Thrust washer	S		1450
38	1	1	1	–	181543-0	Nållagerskiva tj 1,9	Needle bearing th 1.9	S	TID.UTF.	1460
	1	1	1	–	1220519-1	Nållager tj 3,1	Needle bearing th 3.1	S	SEN.UTF.	1465
39	1	1	1	–	235740-8	Justerskruv	Adjuster screw	3		1470
40	1	1	1	–	235741-6	Mutter	Nut	3		1480
41	1	1	1	–	235657-4	Bromsband	Brake band	2		1490
42	1	1	1	–	235658-2	Trycklänk	Strut	3		1500
43	1	1	1	–	235744-0	Manövercylinder,bakre	Rear servo	3		2010
	–	–	–	–		•Det sida 78 , 2-D09	•Comps. page 78 , 2-D09			2020
44	1	1	1	–	235639-2	Skruv	Screw			2030
45	1	1	1	–	940162-1	Skruv	Screw	0		2040
46	2	2	2	–	940109-2	Fjäderbricka	Spring washer	0		2050
47	1	1	1	–	235578-2	Stödlager	Centre bearing	4		2060
48	2	2	2	–	235581-6	Skruv	Screw	3		2070
49	2	2	2	–	191555-2	Låsbricka	Lock washer	0		2080

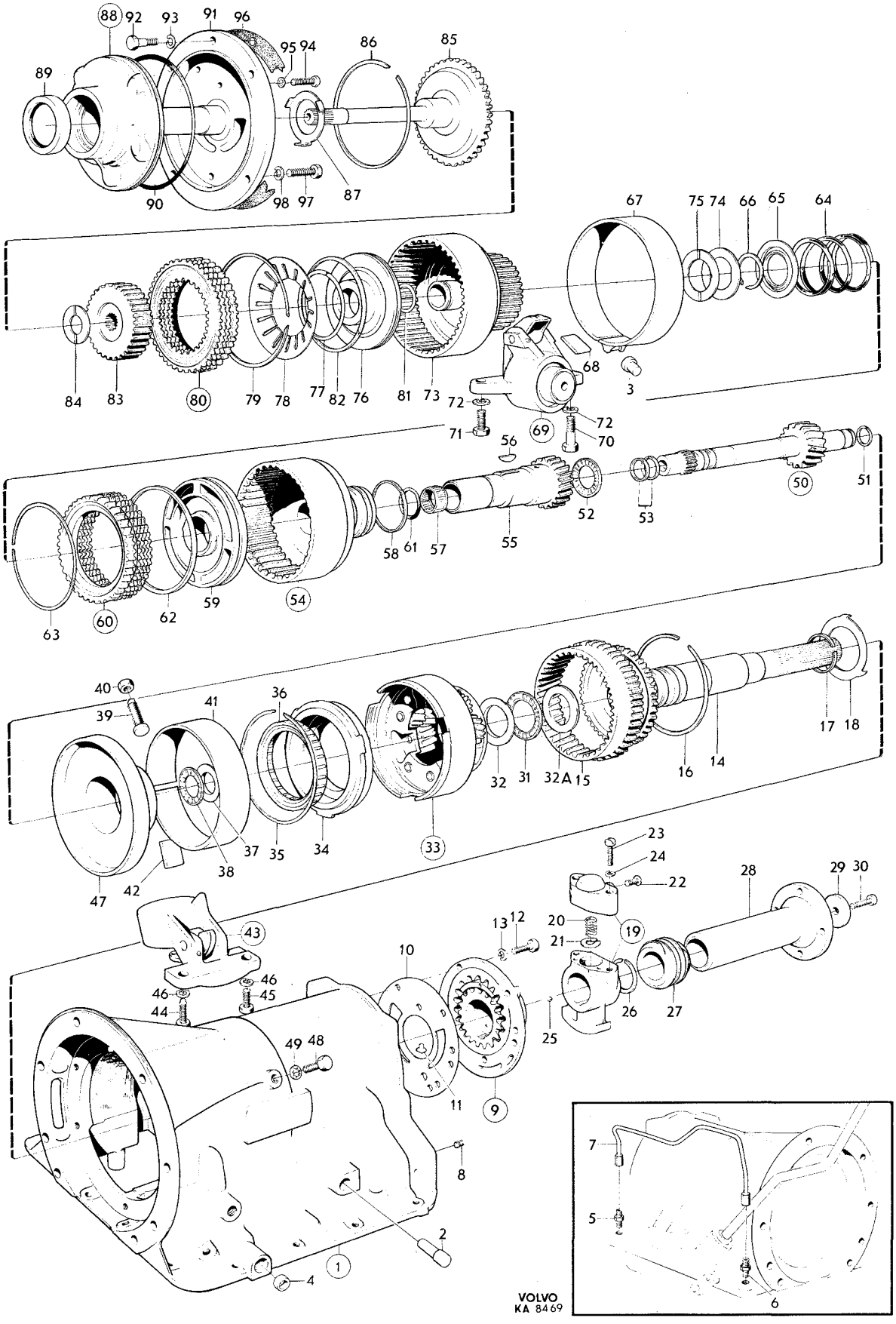
88 92 93 91 96
95 94 86 85
89
90 98 97 87
67 75 74 66 65 64
84 83 80 79 78 77 82 76 81 73 72 68 3
71 69 72 70
56
50 51
52 53
58 61 57 55
63 60 62 59 54
40 39 41 36
17 18
32 31 32A 15 16 14
47 42 38 37 35 34 33
23 24 22 28 29 30
43 13 12 20 21 19
10
46 45 44 26 27
25
49 48
11 9
8
2
1 4
7 5 6
VOLVO
KA 8469

Sida 66 Page | Grupp 4 Group | Växellåda, BW35 Hus med planetväxel | Gearbox, BW35 Planet cover | Illustration 8469 | 1975-12 | 1000

Pos. Fig.	Antal/Quantity 254 535	254 636	254 658		Detalj nr Part No	Benämning	Description	Sats Kit	Anmärkning Notes	
50	1	–	–	–	235571-7	Axel	Forward sun gear	3	BW35,5EN–1000.	2090
									ERS AV 1 ST 235537,	2100
									1 ST 235861	2110
	1	–	–	–	235861-2	Axel	Forward sun gear		BW35 5EN 1001–.TID.UTF.	2120
	–	1	1	–	235861-2	Axel	Forward sun gear		TID.UTF.SE POS 38	2130
	1	1	1	–	1220565-4	Axel	Forward sun gear		SEN.UTF.SE POS 38.	2135
51	1	1	1	–	235576-6	•Oljering	•Oil ring	S		2140
52	1	1	1	–	181543-0	Nållagerskiva	Needle thrust bearing	S		2150
53	2	2	2	–	235577-4	Oljering	Oil ring	S		2160
54	1	1	1	–	235553-5	Kopplingshus 1 spår	Front drum 1 groove	8	TID.UTF.ERS AV	2170
									1 ST 235968–5	2180
	1	1	1	–	235968-5	Kopplingshus 3 spår	Front drum 3 grooves		SEN. UTF.	2190
55	–	–	–	–		•Kugghjul	•Reverse sun gear	8		2200
56	–	–	–	–		•Kil	•Key	8		2210
57	–	–	–	–		•Nållager	•Needle bearing	8		2220
58	3	3	3	–	235568-3	Oljering	Oil ring	S		2230
59	1	1	1	–	235948-7	Kolv	Piston	3	(235558)	2240
60	1	1	1	–	273297-2	Lamellsats	Plate kit		20) (273122) TID.UTF.	2250
	1	1	1	–	273270-9	Lamellsats	Plate kit		21) SEN. UTF.	2260
61	1	1	1	–	235557-6	•O–ring	•O–ring	S		2270
62	1	1	1	–	235561-8	•Kolvring	•Piston ring	S		2280
63	1	1	1	–	235542-8	Låsring	Snap ring	3		2290
64	1	1	1	–	235566-7	Fjäder	Spring	3		2300
65	1	1	1	–	235567-5	Fjädersäte	Spring seat	3		2310
66	1	1	1	–	941379-0	Låsring	Snap ring	2		2320
67	1	1	1	–	235657-4	Bromsband	Brake band	2		2330
68	1	1	1	–	235658-2	Tryckstång	Strut	3		2340
69	1	–	–	–	235786-1	Manövercylinder,främre	Front servo	3	(235823) BW35 5EN–10760	2350
									ERS AV 235889–3	2360
	1	–	1	–	235889-3	Manövercylinder,främre	Front servo	3	VXL 254535 BW 35 5EN	2370
									10761–.	2380
	–	1	–	–	235890-1	Manövercylinder,främre	Front servo	3		2390
	–	–	–	–		•Det sida 76, 2-D07	•Comps. page 76, 2-D07			2400
70	1	1	1	–	941381-6	Skruv	Screw	0		2410
71	1	1	1	–	955525-1	Skruv	Screw	0		2420
72	2	2	2	–	955921-2	Fjäderbricka	Spring washer	0		2430
73	1	1	1	–	235537-8	Kopplingshus	Front clutch cylinder	3		2440
74	1	1	1	–	235569-1	Tryckbricka	Thrust washer		ERS AV 1 ST 1220560–5	2450
75	1	1	1	–	1220560-5	Lagerbricka	Thrust washer		(235570)	2460
76	1	1	1	–	235945-3	Kolv	Piston		(235534)	2470
77	1	1	1	–	235540-2	Ring	Ring	3		2480
	–	–	–	–	273203-0	Plattfjäder–och lås–ringsats	Spring–and snap–ring kit	3		2490 2500
78	1	1	1	–		•Plattfjäder	•Spring	S		2510
79	1	1	1	–		•Låsring	•Snap ring	S		2520
80	1	1	1	–	273121-4	Lamellsats	Disc kit	3		2530
81	1	1	1	–	235538-6	•O–ring	•O–ring	S		2540
82	1	1	1	–	235539-4	•Kolvring	•Piston ring	S		2550
83	1	1	1	–	235546-9	Nav	Hub	3		3000
84	1	1	1	–	235547-7	Tryckbricka	Thrust washer	S		3020
85	1	–	–	–	1220520-9	Axel	Input shaft		(235548)	3030
	–	1	1	–	235887-7	Axel	Input shaft	3		3040
86	1	1	1	–	235542-8	Låsring	Snap ring	3		3050
87	1	1	1	–	235529-5	Tryckbricka	Thrust washer	S		3060
88	1	1	1	–	235513-9	Oljepump,främre	Front pump	3		3070
89	1	1	1	–	235517-0	•Tätningsring	•Seal ring	S		3080
91	–	–	–	–		•Hus	•Housing	8		3100

20. Monteras tillsammans med 235553, som har ett låsringsspår. Fit together with 235553, which has one circlip groove. Doit être monté avec 235553 ayant une rainure de blocage. Wird zusammen mit 235553 (nur eine Verriegelungsringnut) montiert. Montar juntamente con 235553, el que tiene un anillo de seguridad ranurado.
21. Monteras tillsammans med 235968, som har tre låsringsspår. Fit together with 235968, which has three circlip grooves. Doit être monté avec 235968 ayant trois rainures de blocage. Wird zusammen mit 235968 (drei Verriegelungsnuten) montiert. Montar juntamente con 235968, el que tiene tres anillos de seguridad ranurados.

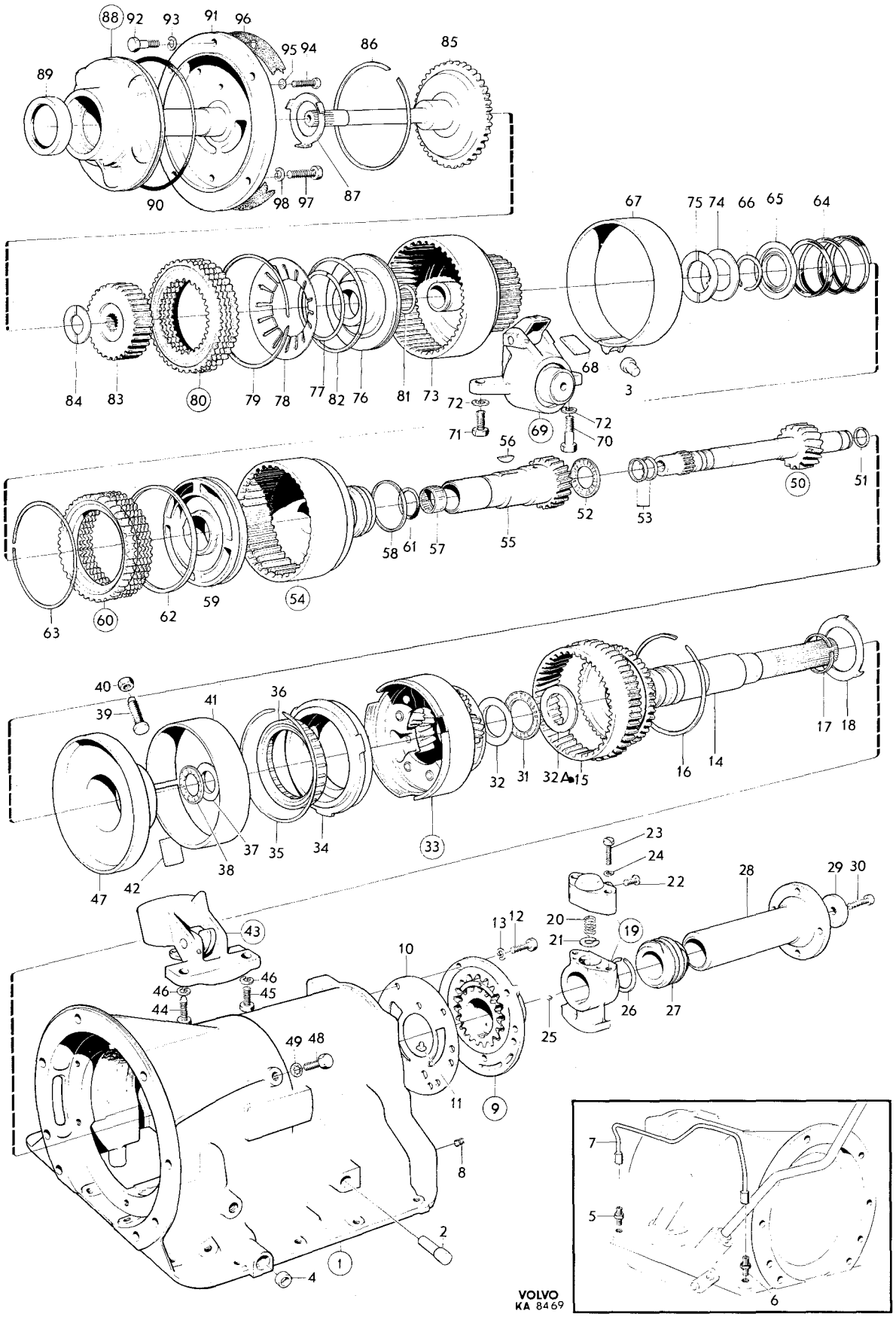

VOLVO
KA 8469

Sida 68 Page | Grupp 4 Group | Växellåda, BW35 Hus med planetväxel | Gearbox, BW35 Planet cover | Illustration 8469 | 1000

1975-03

Pos. Fig.	Antal/Quantity 254 535	254 636	254 658		Detalj nr Part No	Benämning	Description	Sats Kit	Anmärkning Notes	
92	5	5	5	–	940135-7	•Skruv	•Screw	0		3110
93	5	5	5	–	955921-2	•Fjäderbricka	•Spring washer	0		3120
94	1	1	1	–	950207-1	•Skruv	•Screw	0		3130
95	1	1	1	–	955918-8	•Fjäderbricka	•Spring washer	0		3140
96	–	–	–	–		Packning	Gasket	8		3150
97	6	6	6	–	940135-7	Skruv	Screw	0		3160
98	6	6	6	–	955921-2	Fjäderbricka	Spring washer	0		3170
	1	1	1	–	273291-5	Gummi–och tätnings–ringsats	Rubber–and seal ring kit			3180 3190
	1	–	–	–	276502-2	Packningssats	Gasket kit	1		3200
	–	1	1	–	273221-2	Packningssats	Gasket kit	1		3210
	1	1	1	–	273268-3	Oljeringssats	Oil ring kit		(276503)	3220
	1	1	1	–	276504-8	Tryckbrickssats	Thrust washer kit	3		3230
	1	–	1	–	273123-0	Regulatorsats	Governor kit	3		3240
	–	1	–	–	276508-9	Regulatorsats	Governor kit		ERS AV 1 ST 1220549–8	3250

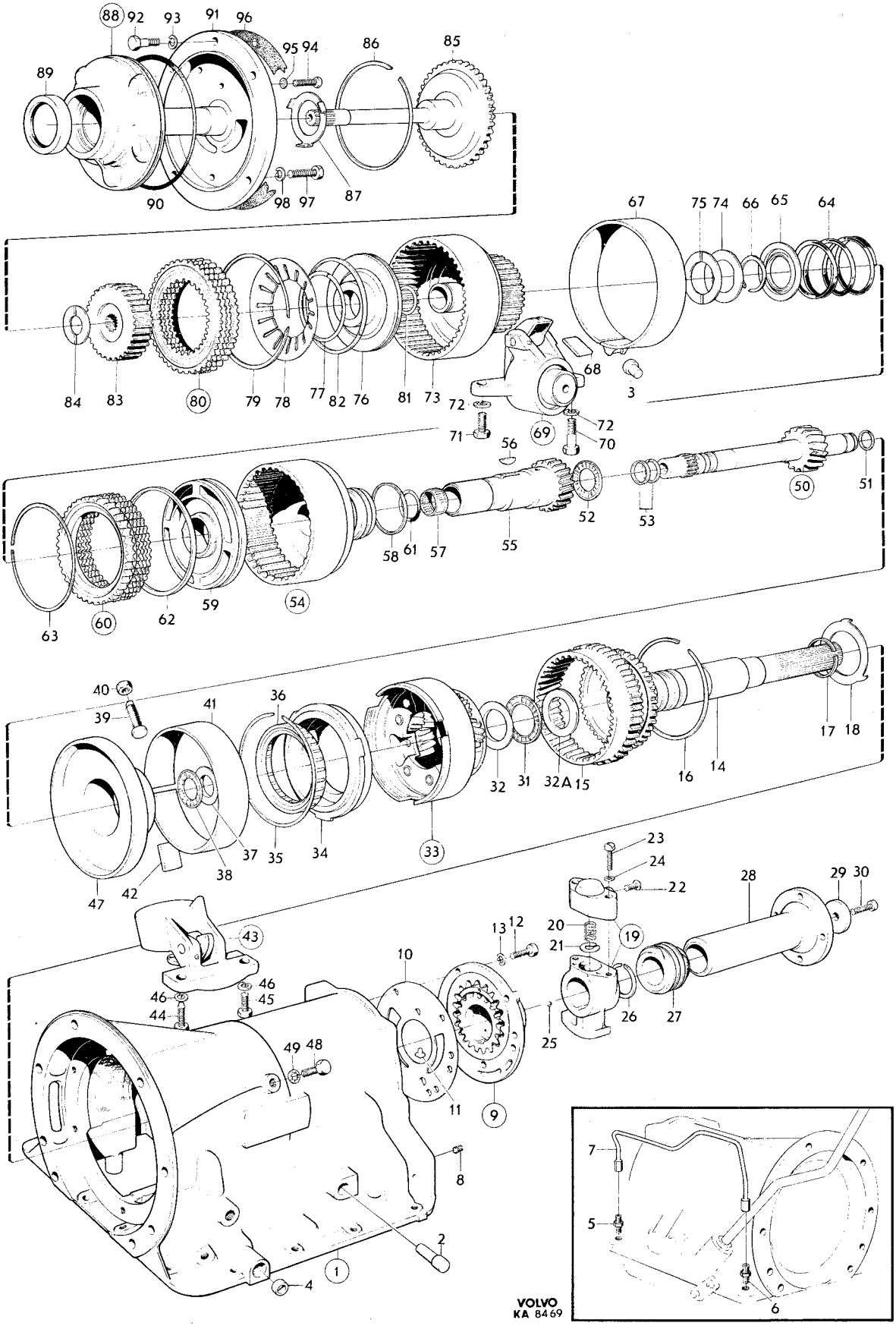
88 92 93 91 96
95 94 86 85
89
90 98 97 87
67 75 74 66 65 64
84 83 80 79 78 77 82 76 81 73 72 68 3
71 69 72 70
56
50 51
52 53
58 61 57 55
63 60 62 59 54
40 39 41 36
17 18
32 31 32A 15 16 14
47 42 38 37 35 34 33
23 24 22 28 29 30
43 13 12 20 21 19
10
46 46 45 44
26 27 25
49 48
11 9
8
2
1 4
7 5 6
VOLVO
KA 8469

Sida 70 Page | Grupp 4 Group | Växellåda BW35 Hus med planetväxel | Gearbox BW35 Planet cover | Illustration 14046 | 1975-03 | 1050

Pos. Fig.	Antal/Quantity 254 657	254 678			Detalj nr Part No	Benämning	Description	Sats Kit	Anmärkning Notes	
1	1	1	–	–	273267-5	Hus	Housing	4		1010
2	1	1	–	–		•Lagertapp	•Stop shaft	8		1020
3	1	1	–	–		•Anliggningstapp	•Contact pin	8		1030
4	1	1	–	–	235851-3	•Anslutning	•Connector			1040
5	1	1	–	–	235851-3	•Anslutning	•Connector			1050
6	1	1	–	–	235511-3	Tätningsring	Seal ring			1060
7	1	1	–	–	940375-9	Propp	Plug			1070
8	1	1	–	–		Plåt	Plate	8		1080
9	1	1	–	–	235952-9	Fläns	Adaptor			1090
10	5	5	–	–	941458-2	Skruv	Screw	0		1100
11	5	5	–	–	955920-4	Fjäderbricka	Spring washer	0		1110
12	1	1	–	–	235920-6	Utgående axel	Driven shaft	3		1120
13	1	1	–	–	235611-1	Kugghjul	Gear	3		1130
14	1	1	–	–	235612-9	Låsring	Snap ring	2		1140
15	3	3	–	–	235617-8	Oljering	Oil ring	S		1150
16	1	1	–	–	235616-0	Bricka	Washer	S		1160
17	1	–	–	–	1220561-3	Regulator	Governor		(235909) VXL NR 319–2970	1170 1172
17a	1	–	–	–	1220555-5	Regulator	Governor	4	VXL NR 319–2971–.	1180
	–	1	–	–	1220549-8	Regulator	Governor		(235717)	1185
18	1	–	–	–	235951-1	•Fjäder	•Spring	S	VXL NR 319–2970	1190
18a	1	–	–	–	1220556-3	•Fjäder	•Spring		VXL NR 319–2971–	1195
	–	1	–	–	235721-8	•Fjäder	•Spring	S		1200
19	1	1	–	–	235996-6	•Låsring	•Circlip	2		1210
20	2	2	–	–	235724-2	•Skruv	•Screw			1220
21	2	2	–	–	941459-0	•Skruv	•Screw	0		1230
22	2	2	–	–	955920-4	•Fjäderbricka	•Spring washer	0		1240
22a	1	1	–	–	235996-6	•Spårryttare	•E–ring			1242
22b	1	1	–	–	1220551-4	•Fjäderbricka	•Spring washer			1244
23	1	1	–	–		•Propp	•Plug	8		1246
24	1	1	–	–	941379-0	Låsring	Circlip	2		1260
25	1	1	–	–	381033-0	Hastighetsmätardrev	Speedometer gear	4		1270
26	1	1	–	–	235876-0	Medbringare	Companion flange	4		1280
27	1	1	–	–	190772-4	Bricka	Washer	0		1290
28	1	1	–	–	235787-9	Skruv	Screw	3		1300
29	1	1	–	–	235871-1	Nållager	Needle bearing			1310
29a	1	–	–	–	1220547-2	Tryckbricka	Thrust washer			1315
30	1	1	–	–	235989-1	Planetväxel	Planetary gear		VXL 254657 NR 319–10156	1320
									VXL 254678 NR 323–5619	1321
									ERS AV 1 ST 1220543–1	1322
									1 ST 1220565–4	1323
									1 ST 1220519–1	1324
	1	1	–	–	1220543-1	Planetväxel	Planetary gear		MÄRKT 008.VXL 254657 NR 319 10157–15617	1325 1326
									VXL 254678 NR 326 5620–	1327
	1	–	–	–	1220529-0	Planetväxel	Planetary gear		VXL 254657 NR 319 15618–	1328
31	1	1	–	–	1220510-0	•Frihjulsring	•Race			1330
32	1	1	–	–	1220512-6	••Låsring	••Snap ring	3		1340
33	1	1	–	–	235599-8	Frihjul	One way clutch	4		1350
34	1	1	–	–	235752-3	Tryckbricka	Thrust washer	S		1360
35	1	1	–	–	181543-0	Nållagerskiva	Needle thrust bearing	S	VXL 254657 VXL NR 319, –10156.	1370 1371
									VXL 254678 VXL NR 323, –5619.	1372 1373
	1	1	–	–	1220519-1	Nållagerskiva	Needle thrust bearing		VXL 254657 VXL NR 319, 10157–.	1374 1375
									VXL 254678 VXL NR 323, 5620–.	1376 1377
36	1	1	–	–	235740-8	Justerskruv	Adjuster screw	3		2010
37	1	1	–	–	235741-6	Mutter	Nut	3		2020
38	1	–	–	–	235998-2	Bromsband	Brake band	2		2030
	–	1	–	–	235657-4	Bromsband	Brake band	2		2040
39	1	1	–	–	235658-2	Trycklänk	Strut	3		2050

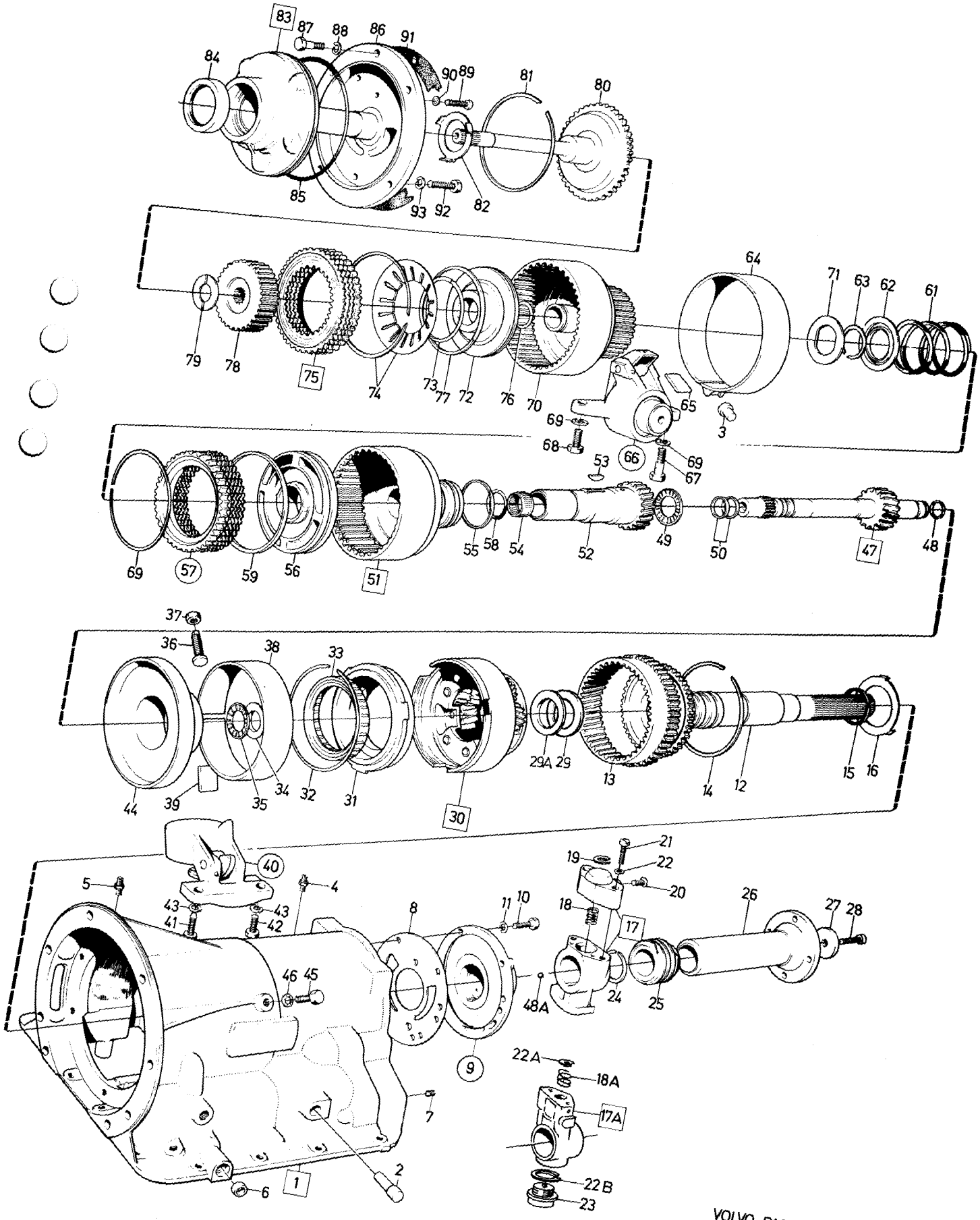

VOLVO PARTS
1 040 14046
(8469)

Sida 72 Page | Grupp 4 Group | Växellåda BW35 Hus med planetväxel | Gearbox BW35 Planet cover | Illustration 14046 | 1050 | 1975-12

Pos. Fig.	Antal/Quantity 254 657	254 678			Detalj nr Part No	Benämning	Description	Sats Kit	Anmärkning Notes	
40	1	1	–	–	235744-0	Manövercylinder,bakre	Rear servo	3		2060
	–	–	–	–		Det sida 78 , 2-D09	Comps. page 78 , 2-D09			2070
41	1	1	–	–	235639-2	Skruv	Screw			2080
42	1	1	–	–	940162-1	Skruv	Screw	0		2090
43	2	2	–	–	940109-2	Fjäderbricka	Spring washer	0		2100
44	1	1	–	–	235578-2	Stödlager	Centre bearing	4		2110
45	2	2	–	–	235581-6	Skruv	Screw	3		2120
46	2	2	–	–	191555-2	Låsbricka	Lock washer	0		2130
47	1	1	–	–	235861-2	Axel	Forward sun gear		VXL 254657 NR 319 – 10156	2140
									VXL 254678 NR 323 – 5619	2150
	1	1	–	–	1220565-4	Axel	Forward sun gear		VXL 254657 NR 319	2160
									10157 – 15617	[illegible]
									VXL 254678 NR 323 5620 –	2170
	1	–	–	–	1220527-4	Axel	Forward sun gear		VXL 254657 NR 319 15618 –	2175
48	1	1	–	–	235576-6	•Oljering	•Oil ring	S		[illegible]
48a	1	1	–	–	61177-2	•Kula	•Ball			2190
49	1	1	–	–	181543-0	Nållagerskiva	Needle thrust bearing	S		2200
50	2	2	–	–	235577-4	Oljering	Oil ring	S		[illegible]
51	1	1	–	–	235968-5	Kopplingshus	Front drum		VXL 254657 NR 319 – 15617	[illegible]
									VXL 254678	2222
	1	–	–	–	1220524-1	Kopplingshus	Front drum		VXL 254657 NR 319 15618 –	[illegible]
52	1	1	–	–		•Kugghjul	•Reverse sun gear	8		[illegible]
53	1	1	–	–		•Kil	•Key	8		2240
54	1	1	–	–		•Nållager	•Needle bearing	8		2250
55	3	3	–	–	235568-3	Oljering	Oil ring	S		2260
56	1	1	–	–	235948-7	Kolv	Piston	3		2270
57	1	1	–	–	273270-9	Lamellsats	Disc kit	3		2280
58	1	1	–	–	235557-6	•O – ring	•O – ring	S		2290
59	1	1	–	–	235561-8	•Kolvring	•Piston ring	S		2300
60	1	1	–	–	235542-8	Låsring	Snap ring	3		2310
61	1	1	–	–	235566-7	Fjäder	Spring	3		2320
62	1	1	–	–	235567-5	Fjädersäte	Spring seat	3		2330
63	1	1	–	–	941379-0	Låsring	Snap ring	2		2340
64	1	1	–	–	235955-2	Bromsband	Brake band	2		2350
65	1	1	–	–	235658-2	Tryckläink	Strut	3		2360
66	1	–	–	–	235980-0	Manövercylinder, främre	Front servo	3		2370
	–	1	–	–	235890-1	Manövercylinder, främre	Front servo	3		2380
	–	–	–	–		Det sida 76 , 2-D07	Comps. page 76 , 2-D07			2390
68	1	1	–	–	955525-1	Skruv	Screw	0		[illegible]
69	2	2	–	–	955921-2	Fjäderbricka	Spring washer	0		[illegible]
70	1	1	–	–	235537-8	Kopplingshus	Front clutch cylinder	3		2430
71	1	1	–	–	1220560-5	Tryckbricka	Thrust washer		(235569,235570)	[illegible]
72	1	1	–	–	235945-3	Kolv	Piston			2460
73	1	1	–	–	235540-2	Ring	Ring			2470
74	1	1	–	–	273203-0	Platfjäder – låsringssats	Spring and snap ring kit			[illegible]
	–	–	–	–		•Plattfjäder	•Spring			[illegible]
	–	–	–	–		•Låsring	•Snap ring			2500
75	1	1	–	–	273121-4	Lamellsats	Disc kit			[illegible]
76	1	1	–	–	235538-6	•O – ring	•O – ring			[illegible]
77	1	1	–	–	235539-4	•Kolvring	•Piston ring			2530
78	1	1	–	–	235546-9	Nav	Hub			3010
79	1	1	–	–	235547-7	Tryckbricka	Thrust washer	S		3020
80	1	1	–	–	235887-7	Axel	Input shaft			3030
81	1	1	–	–	235542-8	Låsring	Snap ring			3040
82	1	1	–	–	235529-5	Tryckbricka	Thrust washer	S		3050
83	1	1	–	–	235513-9	Oljepump	Oil pump			3060
84	1	1	–	–	235517-0	•Tätningsring	•Seal ring	S		3070
85	1	1	–	–	235522-0	•O – ring	•O – ring	S		3080
86	1	1	–	–		•Hus	•Housing	8		3090
87	5	5	–	–	955524-4	•Skruv	•Screw			3100
88	5	5	–	–	955521-0	•Fjäderbricka	•Spring washer			3110
89	1	1	–	–	950207-1	•Skruv	•Screw			3120
90	1	1	–	–	955918-8	•Fjäderbricka	•Spring washer			3130

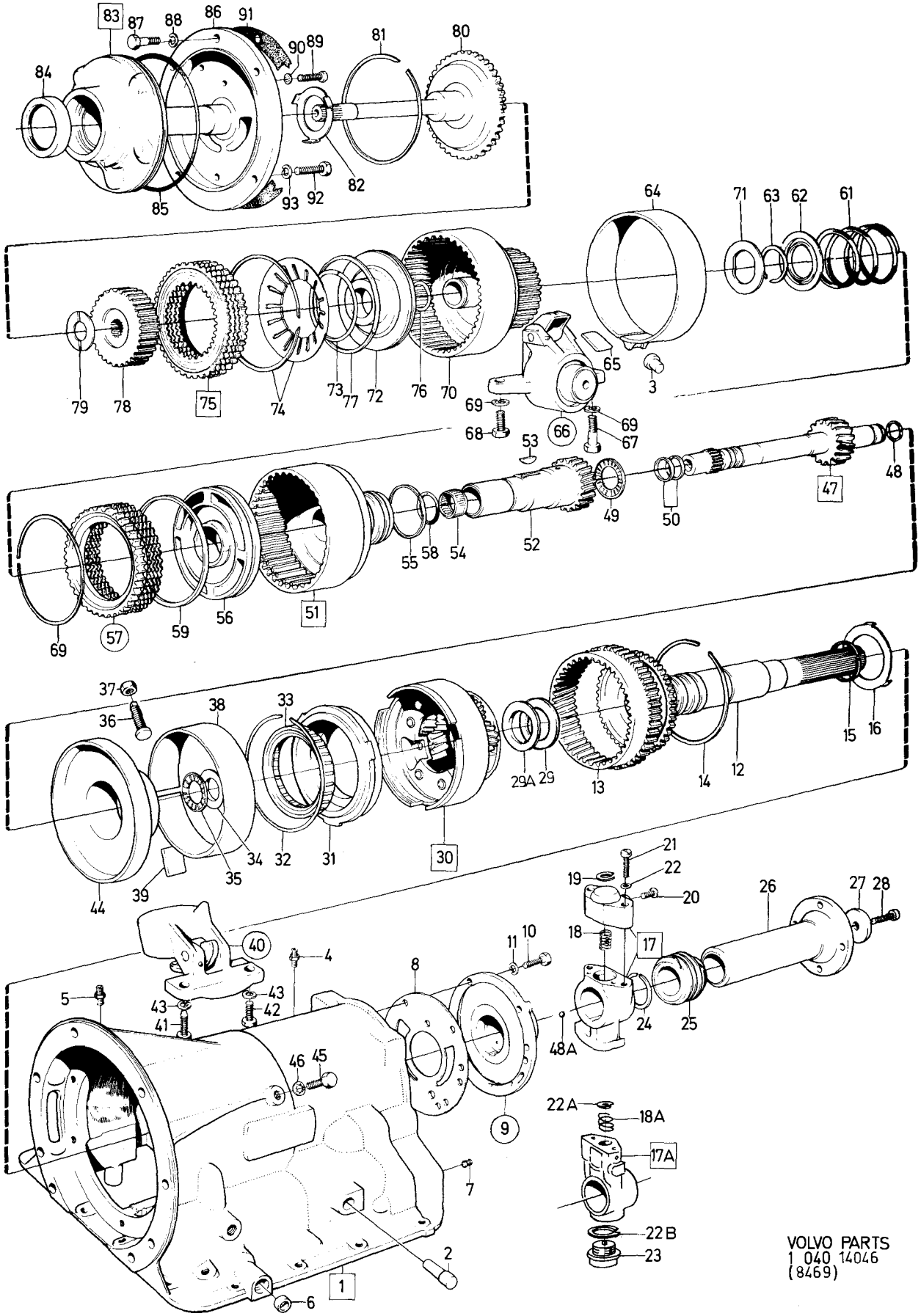
VOLVO PARTS
1 040 14046
(8469)

Sida 74 Page | Grupp 4 Group | Växellåda BW35, Hus med planetväxel | Gearbox BW35, Planet cover | Illustration 14046 | 1975-03 | 1050

Pos. Fig.	Antal/Quantity 254 657	254 678			Detalj nr Part No	Benämning	Description	Sats Kit	Anmärkning Notes	
91	1	1	–	–		Packning	Gasket	S		3140
92	6	6	–	–	940135-7	Skruv	Screw			3150
93	6	6	–	–	955921-2	Fjäderbricka	Spring washer			3160
	1	1	–	–	273291-5	Gummi–tätningsringsats	Rubber and seal ring kit			3170
	1	1	–	–	273221-2	Packningssats	Gasket kit			3180
	1	1	–	–	273268-3	Oljeringssats	Oil ring kit			3190
	1	1	–	–	276504-8	Tryckbrickssats	Thrust washer kit			3200
	1	–	–	–	273219-6	Regulatorsats	Governor kit		ERS AV 1 ST 1220561–3	3210
	1	1	–	–	273203-0	Plattfjäder–och låsringssats	Spring–and snap ring kit			3220 3230
	1	1	–	–	273121-4	Lamellsats, främre	Disc kit, front			3240
	1	1	–	–	273270-9	Lamellsats, bakre	Disc kit, rear			3250

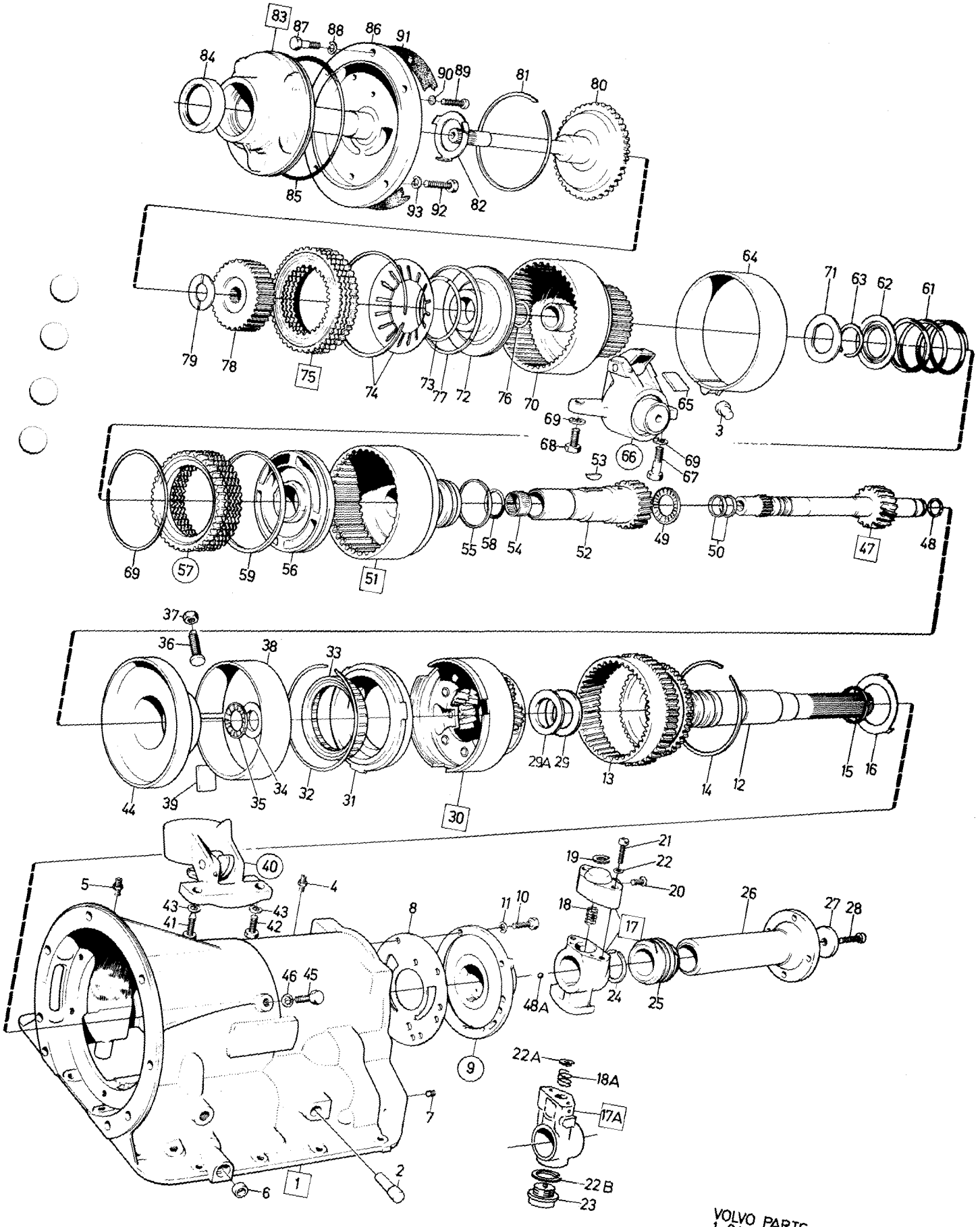

VOLVO PARTS
1 040 14046
(8469)

Sida / Page	Grupp / Group	Växellåda, BW35 / Hus med planetväxel / Manövercylinder, främre	Gearbox, BW35 / Planet cover / Front servo	Illustration 9513 / 1975-12	
76	4				1100

Pos. / Fig.	Antal/Quantity 235 823	235 786	235 889		Detalj nr / Part No	Benämning	Description	Sats / Kit	Anmärkning / Notes	
1	1	–	–	–	235823-2	Manövercylinder, främre	Front servo	3		1010
	–	1	–	–	235786-1	Manövercylinder, främre	Front servo	3		1020
	–	–	1	–	235889-3	Manövercylinder, främre	Front servo	3		1030
2	–	–	–	–		•Hus	•Body	8		1040
3	1	1	1	–	235620-2	•Fjäder	•Spring	3	(235824)	1050
4	1	1	1	–	235555-0	•Kolv	•Piston			1060
5	1	1	1	–	235623-6	•O–ring	•O–ring	S		1070
6	1	1	1	–	235626-9	•O–ring	•O–ring	S		1080
7	1	1	1	–	235825-7	•Hylsa	•Sleeve			1090
8	1	1	1	–	235623-6	•O–ring	•O–ring	S		1100
9	1	1	1	–	941380-8	•Låsring	•Snap ring	2		1110
10	1	1	1	–	235627-7	•Hävarm	•Lever	4		1120
11	1	1	1	–	235754-9	•Axel	•Pivot pin	4		1130
12	1	1	1	–	235924-8	•Justerskruv	•Adjuster screw	3	(235630)	1140
12a	1	1	–	–	955835-4	•Mutter	•Nut			1150
13	–	–	1	–	235894-3	•Fjäder	•Spring	3		1160
14	–	–	1	–	235893-5	•Kam	•Spring retainer	3		1170
	1	1	1	–	273291-5	Gummi– och tätnings– ringsats	Rubber–and seal ring– kit			1180
–										1190
–										1200
–										1210
	235 890	235 980								1220
										1230
										1240
1	1	–	–	–	235890-1	Manövercylinder, främre	Front servo	3		1250
	–	1	–	–	235980-0	Manövercylinder, främre	Front servo	3		1260
2	–	–	–	–		•Hus	•Body	8		1270
3	1	–	–	–	235620-2	•Fjäder	•Spring	3	(235824)	1280
	–	1	–	–	235940-4	•Fjäder	•Spring	3		1290
4	1	1	–	–	235896-8	•Kolv	•Piston			1300
5	1	1	–	–	235898-4	•O–ring	•O–ring	S		1310
6	1	1	–	–	235899-2	•O–ring	•O–ring	S		1320
7	1	1	–	–	235900-8	•Hylsa	•Sleeve			1330
8	1	1	–	–	235898-4	•O–ring	•O–ring	S		1340
9	1	1	–	–	235926-3	•Låsring	•Snap ring	2		1350
10	1	1	–	–	235892-7	•Hävarm	•Lever	4		1360
11	1	1	–	–	235754-9	•Axel	•Pivot pin	4		1370
12	1	1	–	–	235924-8	•Justerskruv	•Adjuster screw	3	(235630)	1380
13	1	1	–	–	235894-3	•Fjäder	•Spring	3		1390
14	1	1	–	–	235895-0	•Kam	•Spring retainer	3		1400
	1	1	–	–	273291-5	Gummi–och tätnings– ringsats	Rubber–and seal ring kit	2		1410
										1420

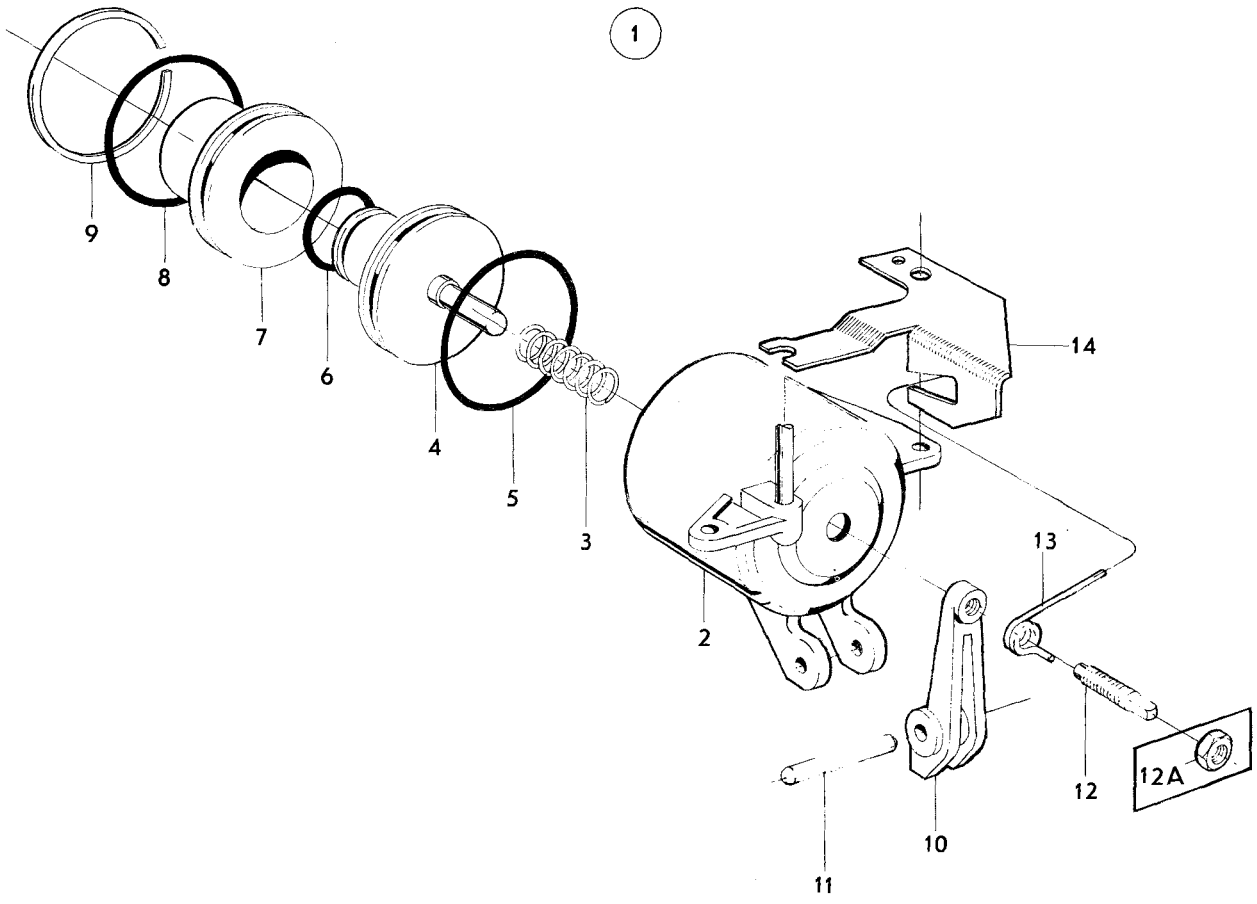

VOLVO
KA 9513

Sida / Page	Grupp / Group	Växellåda BW35 / Hus med planetväxel / Manövercylinder, bakre	Gearbox, BW35 / Planet cover / Rear servo	Illustration 5787 / 1975-03	1150
78	4				

Pos. Fig.	Antal/Quantity				Detalj nr Part No	Benämning	Description	Sats Kit	Anmärkning Notes	
1	1	–	–	–	235744-0	Manövercylinder	Rear servo	3		1010
2	1	–	–	–		•Hus	•Housing	8		1020
3	1	–	–	–	235746-5	•Kolv	•Piston			1030
4	1	–	–	–	235634-3	•O–ring	•O–ring	S		1040
5	1	–	–	–	235638-4	•Hävarm	•Lever	4		1050
6	1	–	–	–	235747-3	•Axel	•Pivot pin	4		1060
7	1	–	–	–	235748-1	•Fjäder	•Spring	4		1070
	1	–	–	–	276501-4	Gummi–och tätnings–ringsats	Rubber–and seal ring kit	2	VXL 254535,254658	1080 1090
	1	–	–	–	273291-5	Gummi–och tätnings–ringsats	Rubber–and seal ring kit		VXL 254636,254657, 254678	1100 1110

1

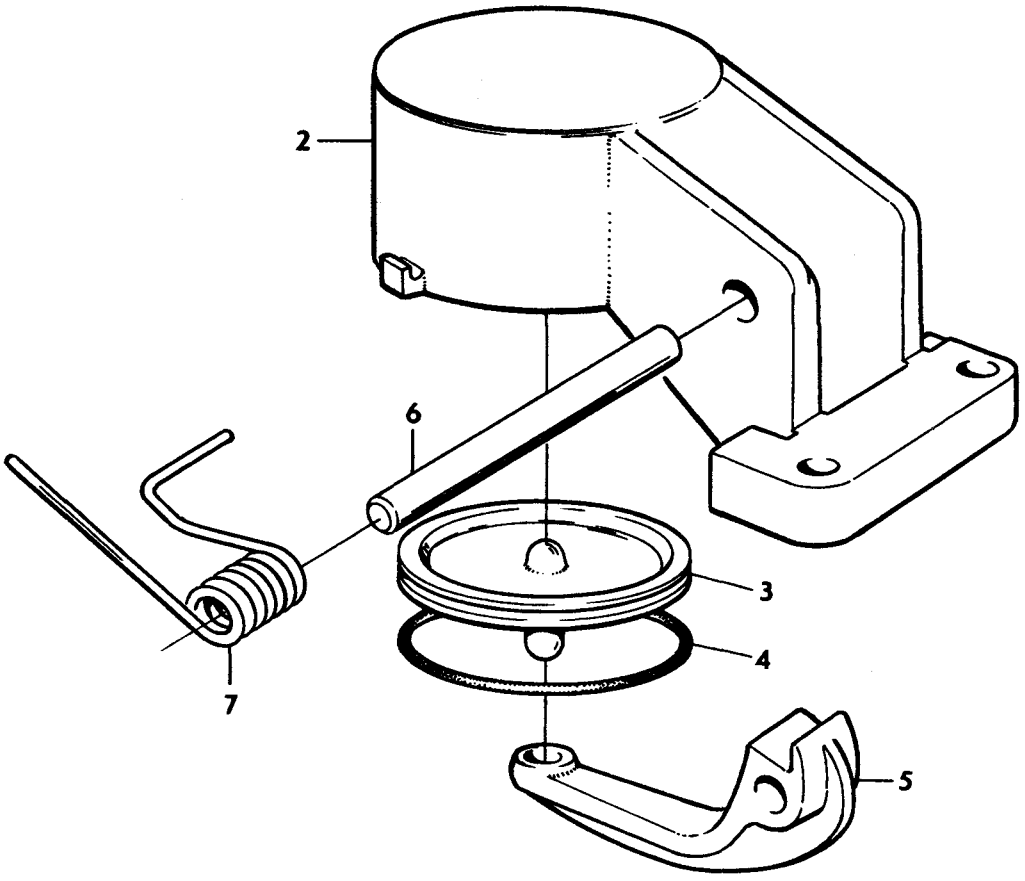

Sida 80 Page | Grupp 4 Group | Växellåda, BW35 Kontrollsystem | Gearbox, BW35 Valve bodies | Illustration 8445 | 1200

1975-03

Pos. Fig.	Antal/Quantity 235 828	235 854	235 935	235 973	Detalj nr Part No	Benämning	Description	Sats Kit	Anmärkning Notes	
1	1	–	–	–	235828-1	Kontrollsystem	Valve bodies	4	MÄRKT 90 ERS AV 1 ST 235854–7	1010 1020
	–	1	–	–	235854-7	Kontrollsystem	Valve bodies	4	MÄRKT 112	1030
	–	–	1	–	235935-4	Kontrollsystem	Valve bodies	4		1040
	–	–	–	1	235973-5	Kontrollsystem	Valve bodies	4		1050
2	1	1	1	1		•Ventilhus	•Valve body	8		1060
3	1	1	1	1		•Primär tryckregler– ventil	•Primary regulator valve	8		1070 1080
4	1	1	1	1		•Hylsa	•Sleeve	8		1090
5	1	–	–	–	235664-0	•Fjäder	•Spring	S		1100
	–	1	1	1	235855-4	•Fjäder	•Spring	S		1110
6	1	1	1	1		•Sekundär–tryck– reglerventil	•Secundary regulator valve	8		[illegible]
7	1	1	1	1	235666-5	•Fjäder	•Spring	S		1140
8	1	1	1	1		•Lock	•Plate	8		[illegible]
9	3	3	3	3	950022-4	•Skruv	•Screw	0		[illegible]
10	1	1	1	1		•Väljarslid	•Manual control valve	8		1170
11	1	1	1	1	235672-3	•Fjäder	•Spring	S		[illegible]
12	1	1	1	1		•)hrottelventil	•Throttle valve	8		[illegible]
13	1	1	1	1	235670-7	•Fjäder	•Spring	S		1200
14	1	1	1	1		•Kick–down ventil	•Downshift valve	8		[illegible]
15	1	1	1	1	235671-5	•Stopplänk	•Stop link			[illegible]
16	1	1	1	1	235794-5	•Stopplänk	•Stop link			1230
17	1	1	1	1		•Strypventil	•Servo orifice control valve			1240 1250
18	1	1	–	–	235831-5	•Fjäder	•Spring	S		1260
	–	–	1	1	235674-9	•Fjäder	•Spring	S		1270
19	1	1	1	1	235675-6	•Stopplänk	•Stop link			1280
20	1	–	–	–	235678-0	•Fjäder	•Spring	S		1290
	–	1	1	1	235856-2	•Fjäder	•Spring	S		1300
21	1	1	1	1		•Distanstapp	•Spacer pin	8		1310
22	1	1	1	1		•Modulatorventil	•Modulator valve	8		1320
23	1	1	1	1		•Propp	•Plug	8		1330
24	1	1	1	1		•Låspinne	•Dowel pin	8		1340
25	1	1	–	–	235574-1	•Fjäder	•Spring	S		1350
25a	–	1	1	1	235904-0	•Fjäder	•Spring	S		1360
26	1	1	–	–	235873-7	•Nylonkula	•Nylon ball	3		1370
26a	–	1	1	1	61177-2	•Stålkula	•Steel ball	3		1380
27	1	1	1	–	235680-6	•Backventil	•Check valve	3		[illegible]
28	1	1	1	–	235682-2	•Fjäder	•Spring	S		[illegible]
29	1	1	1	–	235681-4	•Backventil	•Check valve	3		1410
30	1	1	1	1		•Mellanplåt	•Plate	8		[illegible]
31	1	1	1	1		•Ventilhus	•Valve body	8		[illegible]
32	1	1	1	1	235689-7	•Fjäder	•Spring	S		1440
33	1	1	1	1		•Kolv	•Piston	8		[illegible]
34	1	1	1	1		•Kolv	•Piston	8		[illegible]
35	1	1	1	1	235692-1	•Fjäder	•Spring	S		1470
36	1	1	1	1		•Lock	•Plate	8		[illegible]
37	3	3	3	3	950020-8	•Skruv	•Screw	0		[illegible]
38	1	1	1	1		•Ventil	•Valve	8		1500
39	1	1	1	1		•Ventil	•Valve	8		1510
40	1	1	1	1		•Lock	•Plate	8		1520
41	3	3	3	3	950020-8	•Skruv	•Screw	0		1530
42	1	1	1	1		•Lock	•Plate	8		1540
43	2	2	2	2	950024-0	•Skruv	•Screw	0		1550
44	6	6	6	6	950022-4	•Skruv	•Screw	0		1560
45	1	1	1	–	235698-8	•Kam	•Cam			1570
	–	–	–	1	235975-0	•Kam	•Cam			1580
46	2	2	2	2	941427-7	•Skruv	•Screw	0	L 38	1590
47	2	2	2	2	950022-4	•Skruv	•Screw	0	L 16	1600
48	1	1	1	1	950026-5	•Skruv	•Screw	0	L 32	2010
49	1	1	1	1		•Lock	•Plate	8		2020
50	1	1	1	–	235700-2	•Sil	•Strainer	4		2030

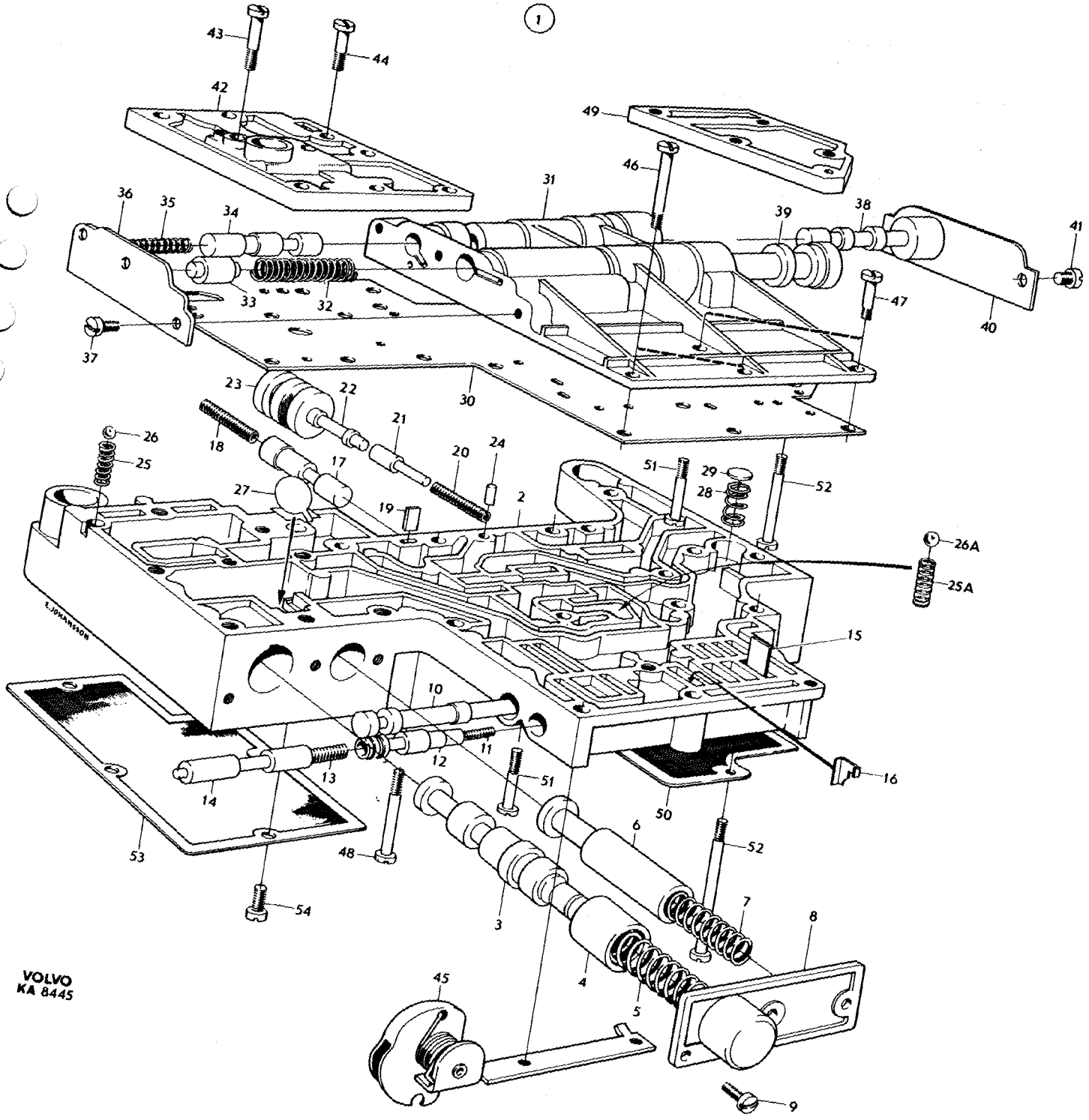
1
43
44
42
49
46
31
36
35
34
39
38
41
33
32
47
40
37
23
22
30
21
26
18
20
24
25
17
51
29
52
27
19
2
28
26A
25A
15
10
11
12
13
14
51
16
50
6
52
53
48
54
3
7
8
4
5
45
9
VOLVO
KA 8445

Sida 82 Page | Grupp 4 Group | Växellåda, BW35 Kontrollsystem | Gearbox, BW35 Valve bodies | Illustration 8445 | 1975-12 | 1200

Pos. Fig.	Antal/Quantity 235 828	235 854	235 935	235 973	Detalj nr Part No	Benämning	Description	Sats Kit	Anmärkning Notes	
51	7	7	7	7	950024-0	•Skruv	•Screw	0	L 22	2040
52	2	2	2	2	950029-9	•Skruv	•Screw	0	L 51	2050
53	1	1	1	1	235699-6	•Sil	•Strainer	4		2060
54	4	4	4	4	950020-8	•Skruv	•Screw	0	L 9,5	2070
	1	1	–	–	273304-6	Fjädersats	Spring kit		(273304)	2080
	–	–	1	–	273303-8	Fjädersats	Spring kit		(273223)	2090
	–	–	–	1	273271-7	Fjädersats	Spring kit	3		2100

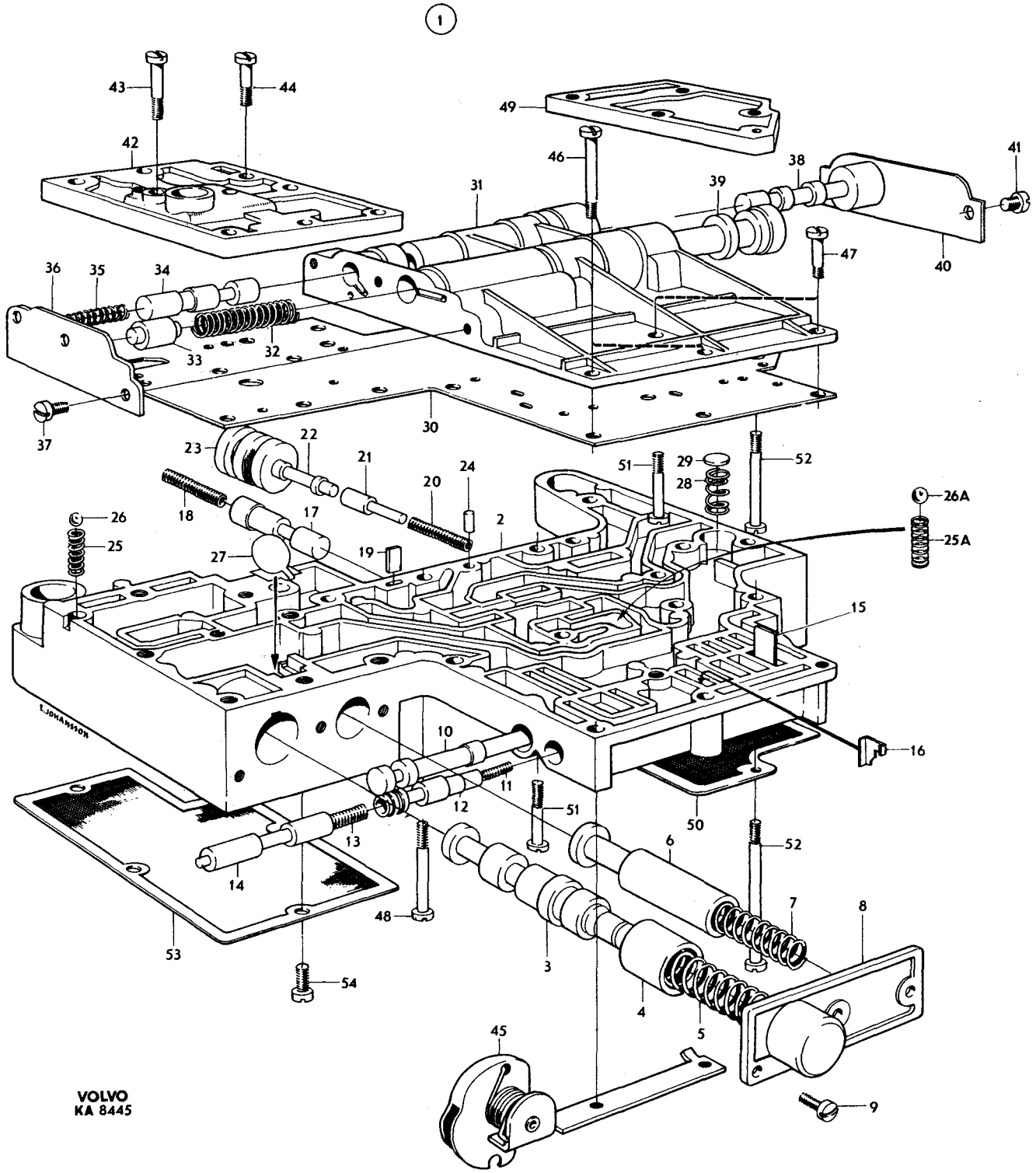

VOLVO
KA 8445

Sida 84 Grupp 4 — Oljekylning, BW35 — Oil cooling, BW35 — Illustration 14047 — 1250
Page Group — 1975-12

Pos. Fig.	Antal/Quantity				Detalj nr Part No	Benämning	Description	Sats Kit	Anmärkning Notes	
	–	–	–	–		ALT 1	ALT 1			0020
1	1	–	–	–		Kylarelement	Radiator unit		SE GRUPP 2	0040
2	1	–	–	–	16498-8	Vinkelförskruvning	Elbow union		CH – 132566	0060
3	2	–	–	–	683693-6	Slang	Hose		7) L 329	0080
	2	–	–	–	686000-1	Slang	Hose		11) L 338	0100
	2	–	–	–	688038-9	Slang	Hose		14) L 303	0120
4	960	–	–	–	954315-8	Bundyrör	Bundy piping		9)	0140
	1160	–	–	–	954315-8	Bundyrör	Bundy piping		10)	0160
5	1420	–	–	–	954315-8	Bundyrör	Bundy piping		9)	0180
	1620	–	–	–	954315-8	Bundyrör	Bundy piping		10)	0200
6	2	–	–	–	954350-5	Överfallsmutter	Cap nut		7)	0220
7	2	–	–	–	954365-3	Kona	Fitting		7)	024[illegible]
8	2	–	–	–	954322-4	Överfallsmutter	Cap nut		16)	02[illegible]
9	2	–	–	–	954350-5	Överfallsmutter	Cap nut			0280
10	2	–	–	–	954365-3	Kona	Fitting			03[illegible]
11	1	–	–	–	683939-3	Konsol	Bracket		7)	03[illegible]
12	1	–	–	–	682143-3	Konsol	Bracket		CH – 132566	0340
13	1	–	–	–		Konsol	Bracket	8	9) (684144)	036[illegible]
14	1	–	–	–	460313-0	Konsol	Bracket		17)	03[illegible]
15	1	–	–	–	951189-0	Klammer	Clamp			0400
16	3	–	–	–	943815-1	Klammer	Clamp		9)	042[illegible]
	2	–	–	–	943815-1	Klammer	Clamp		17)	04[illegible]
17	4	–	–	–	190665-0	Skruv	Screw		9)	0460
	2	–	–	–	947542-7	Skruv	Screw		17)	0480
18	–	–	–	–		Anslutning	Connector		SE SIDA 64, 2-C19	0500
	–	–	–	–		.....	.....		SE SIDA 70, 2-D01	0510
	–	–	–	–		ALT 2	ALT 2			0540
19	1	–	–	–		Kylarelement	Radiator unit		SE GRUPP 2	0560
20	1	–	–	–	16498-8	Vinkelförskruvning	Elbow union		CH – 132566	0580
21	1	–	–	–	688038-9	Slang	Hose		15) L 303	0600
22	1	–	–	–	686348-4	Slang	Hose		15) L 253	0620
23	1000	–	–	–	954315-8	Bundyrör	Bundy piping		15)	0640
24	620	–	–	–	954315-8	Bundyrör	Bundy piping		15)	0660
25	960	–	–	–	954315-8	Bundyrör	Bundy piping		15)	0680
26	870	–	–	–	954315-8	Bundyrör	Bundy piping		15)	0700
27	6	–	–	–	954322-4	Överfallsmutter	Cap nut		15)	0720
28	2	–	–	–	954329-9	Skarvförskruvning	Screw union		15)	0740
29	2	–	–	–	954350-5	Överfallsmutter	Cap nut			0760
30	2	–	–	–	954365-3	Kona	Fitting			07[illegible]
31	1	–	–	–	682143-3	Konsol	Bracket		CH – 132566	08[illegible]
32	1	–	–	–	460313-0	Konsol	Bracket		17)	0820
33	2	–	–	–	943815-1	Klammer	Clamp		17)	08[illegible]
34	2	–	–	–	955138-3	Skruv	Screw		17)	08[illegible]
35	–	–	–	–		Anslutning	Connector		SE SIDA 64, 2-C19	0880
	–	–	–	–		.....	.....		SE SIDA 70, 2-D01	0890
	–	–	–	–		ALT 3	ALT 3		CH 132567 – .	09[illegible]
36	1	–	–	–		Kylarelement	Radiator unit		SE GRUPP 2	0940
37	1	–	–	–	954343-0	Vinkelförskruvning	Elbow union			096[illegible]
38	1	–	–	–	954336-4	Förskruvning, rak	Straight union			09[illegible]
39	1	–	–	–	461592-8	Bundyrör, V	Bundy piping, L			1000
40	1	–	–	–	954322-4	•Överfallsmutter	•Cap nut			1020
41	1	–	–	–	461591-0	Bundyrör, H	Bundy piping, R			1040
42	1	–	–	–	954322-4	•Överfallsmutter	•Cap nut			1060
43	2	–	–	–	954350-5	Överfallsmutter	Cap nut			1080
44	2	–	–	–	954365-3	Kona	Fitting			1100

7. Ch – 16575 excl 25743–15979, 16076–16479.
9. Ch – 17079 excl 16480–16575.
0. Ch 16480 –16575, 17080–52789.
1. Ch 15743–15979, 16076–16479, 16576–32399.
4. Ch 32400–52789.
5 CH 52790 – 132566.
6. Ch 15743–15979, 16076–16479, 16576–52789.
7. CH 16480– 16575, 17080 – 132566.

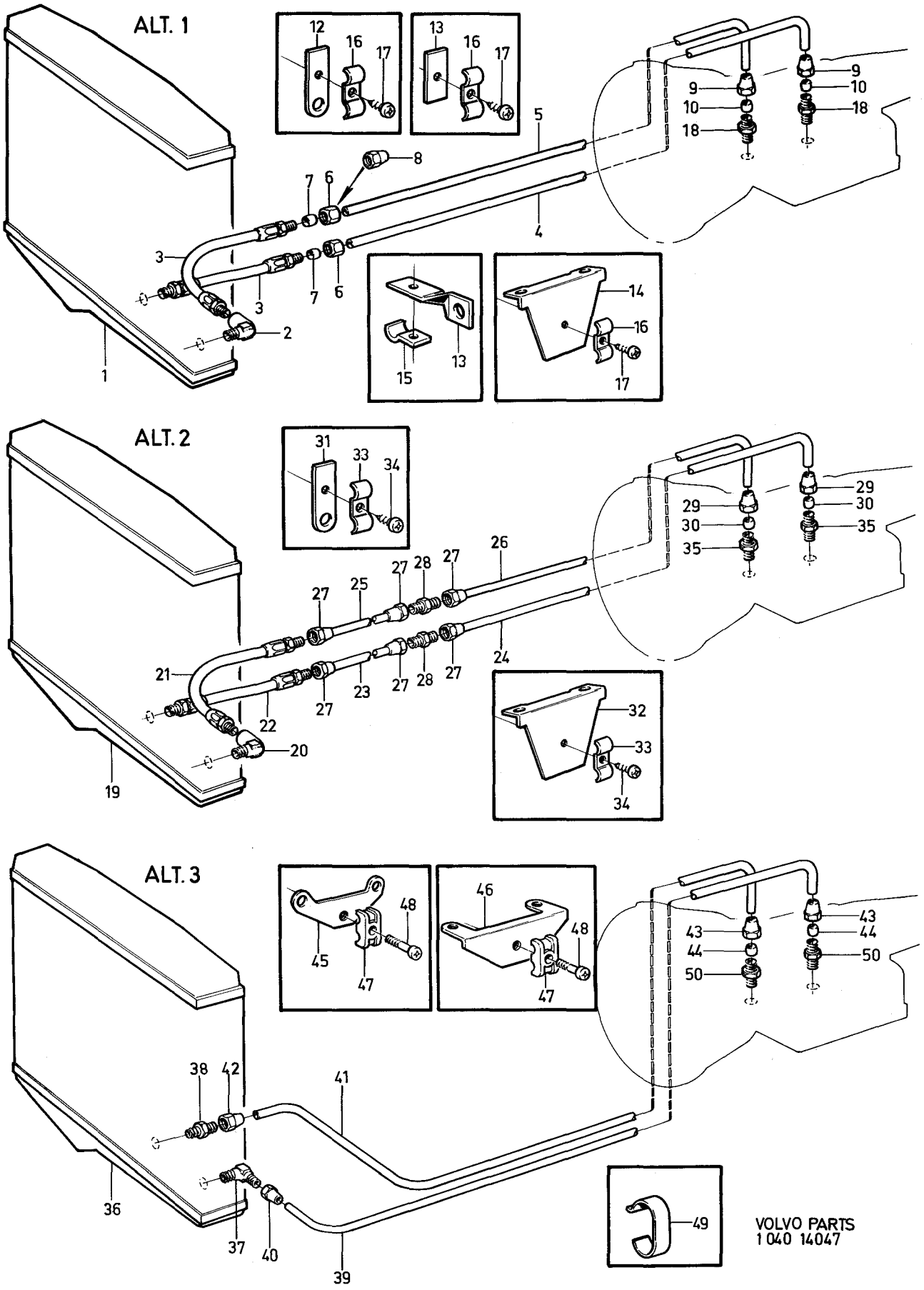

VOLVO PARTS
1 040 14047

Sida 86 Grupp 4 Oljekylning, BW35 — Oil cooling, BW35 — Illustration 14047 1250
Page Group 1975-03

Pos. Fig.	Antal/Quantity				Detalj nr Part No	Benämning	Description	Sats Kit	Anmärkning Notes	
45	1	–	–	–	461596-9	Konsol	Bracket			1120
46	1	–	–	–	461594-4	Konsol	Bracket			1140
47	2	–	–	–	462996-0	Klammer	Clamp			1160
48	2	–	–	–	947542-7	Skruv	Screw			1180
49	6	–	–	–	460428-6	Bandklamma	Clips			1200
50	–	–	–	–		Anslutning	Connector		SE SIDA 70, 2-D01	1220

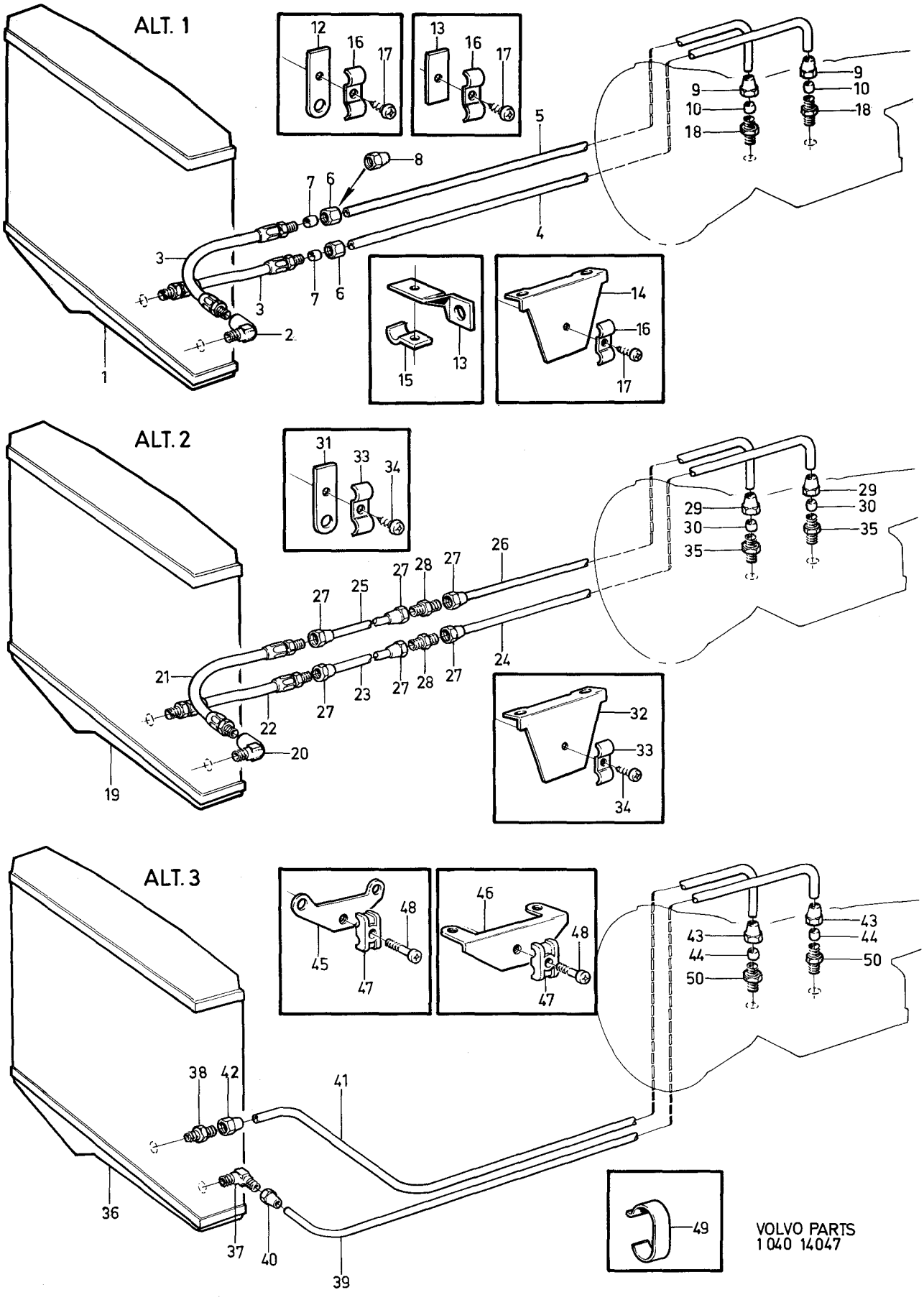
ALT. 1
ALT. 2
ALT. 3
VOLVO PARTS
1 040 14047

Sida / Page	Grupp / Group	Kardanaxel, stödlager / Propeller shaft, Centre bearing	Illustration 13150	1300
88	4		1975-12	

Pos. Fig.	Antal/Quantity				Detalj nr Part No	Benämning	Description	Sats Kit	Anmärkning Notes	
1	1	–	–	–	678852-5	Kardanaxel	Propeller shaft	4	M400	1010
	1	–	–	–	678853-3	Kardanaxel	Propeller shaft	4	BW35 CH–32399, M410	1020
	1	–	–	–	687336-8	Kardanaxel	Propeller shaft	4	BW35, CH 32400–	1030
2	1	–	–	–	678854-1	Kardanaxel	Propeller shaft	4	CH–32399.	1040
	1	–	–	–	683963-3	Kardanaxel	Propeller shaft	4	CH 32400–.	1050
	–	–	–	–		•Det sida 90, 2-D21	•Comps. page 90, 2-D21			1060
3	2	–	–	–	678995-2	Stänkskydd	Baffle	4		1070
4	1	–	–	–	183265-8	Kullager	Ball bearing	2		1080
5	1	–	–	–	682936-0	Lagerhållare	Bearing cage	3	(682709) CH–12199.	1090
	1	–	–	–	686668-5	Lagerhållare	Bearing cage		(683535) M410, BW35 CH 12200–. M400 CH–102949 EXCL. 102558–102653	1100 1102 1105 1106
	1	–	–	–	1221635-4	Lagerhållare	Bearing cage		M400 CH 102950–, INCL. 102558–102653	1107 1108
6	1	–	–	–	682707-5	Bricka	Washer	2		1110
7	1	–	–	–	682708-3	Fjäder	Spring	2	CH–12199.	1120
	1	–	–	–	683537-5	Fjäder	Spring	2	CH 12200–.	1130
8	1	–	–	–	678994-5	Överfall	Cap	3	CH–12199.	1140
	1	–	–	–	683534-2	Överfall	Cap		CH 12200–132566.	1150
9	1	–	–	–	1201830-5	Överfall	Cap		(1201964) CH 132567–150559	1160 1161
	1	–	–	–	1201830-5	Överfall	Cap		CH 150560–	1165
10	2	–	–	–	942402-9	Flänsskruv	Flanged screw		5/16–UNC CH–132566.	1170
	4	–	–	–	944926-5	Flänsskruv	Flanged screw		M8 CH 132567–.	1180
11	2	–	–	–	678825-1	Mutter	Nut			1190
12	1	–	–	–	678824-4	Gummitätning	Rubber seal			1200
13	8	–	–	–	942803-8	Skruv	Screw			1210
14	8	–	–	–	950384-8	Mutter	Nut			1220

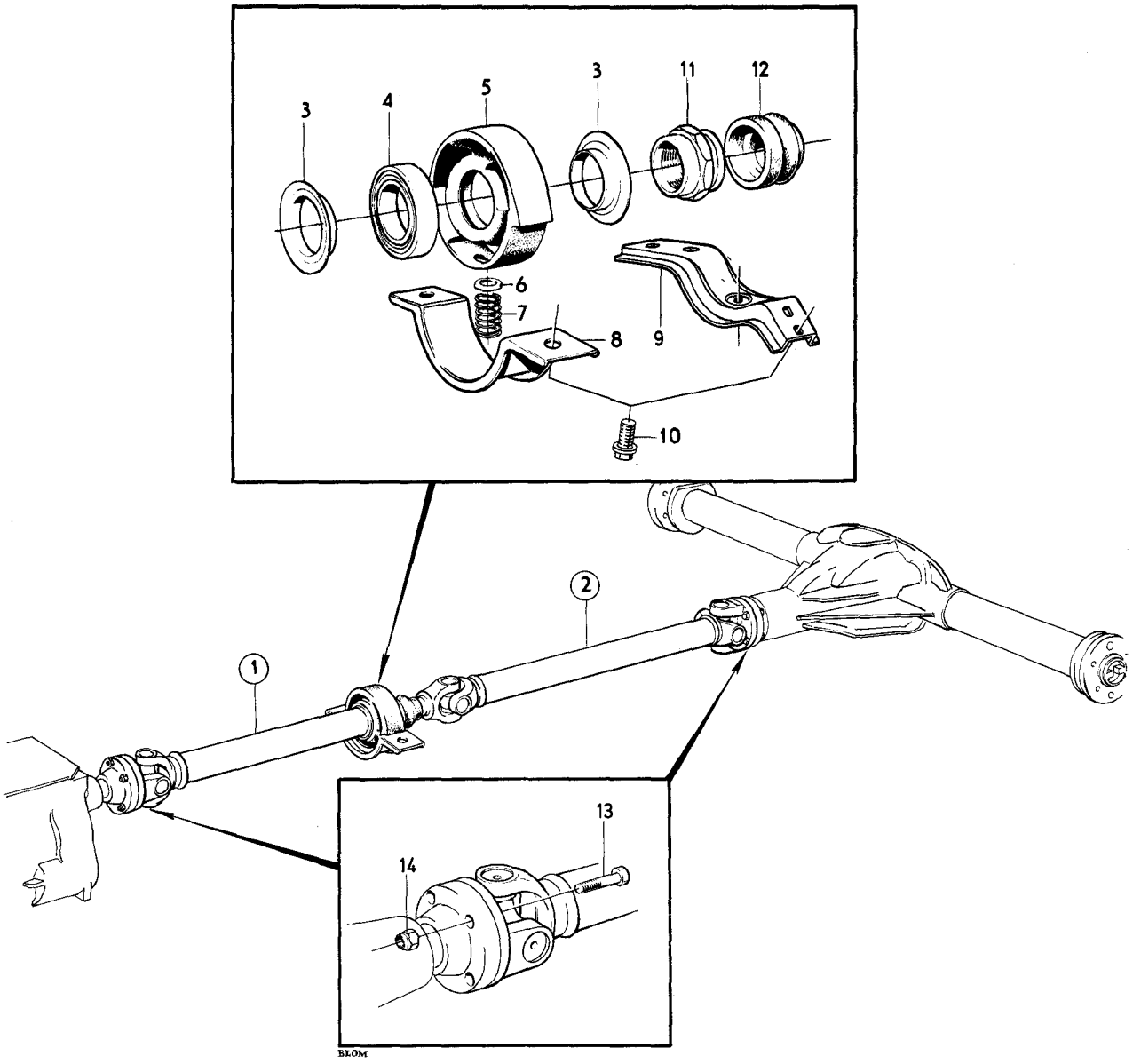

VOLVO PARTS
1 040 13150

Sida 90 Page | Grupp 4 Group | Kardanaxel Propeller shaft | Illustration 6659 1975-12 | 1350

Pos. Fig.	Antal/Quantity 678 852	678 853	678 854		Detalj nr Part No	Benämning	Description	Sats Kit	Anmärkning Notes	
1	1	–	–	–	678852-5	Kardanaxel	Propeller shaft	4		1010
	–	1	–	–	678853-3	Kardanaxel	Propeller shaft	4		1020
2	–	–	1	–	678854-1	Kardanaxel	Propeller shaft	4		1030
3	1	1	1	–	231313-8	•Flänsgaffel	•Flange yoke	3		1040
4	1	1	2	–	231311-2	•Axelkors	•Joint cross	1		1050
5	4	4	8	–	24383-2	••Låsring	••Circlip	2		1060
6	–	–	1	–	231312-0	•Gaffeltapp	•Yoke shaft	3		1070
7	1	1	–	–		•Röraxel	•Tubular shaft	8		1080
8	–	–	1	–		•Röraxel	•Tubular shaft	8		1090
–										1100
–										1110
	687 336	683 963								1[illegible]
1	1	–	–	–	687336-8	Kardanaxel	Propeller shaft	4		1160
2	–	1	–	–	683963-3	Kardanaxel	Propeller shaft	4		1[illegible]
3	1	1	–	–	231313-8	•Flänsgaffel	•Flange yoke	3		1[illegible]
4	1	2	–	–	231311-2	•Axelkors	•Joint cross	1		1190
5	4	8	–	–	24383-2	••Låsring	••Circlip	2		1[illegible]
6	–	1	–	–	231312-0	•Gaffeltapp	•Yoke shaft	3		1[illegible]
7	1	–	–	–		•Röraxel	•Tubular shaft	8		1220
8	–	1	–	–		•Röraxel	•Tubular shaft	8		1[illegible]

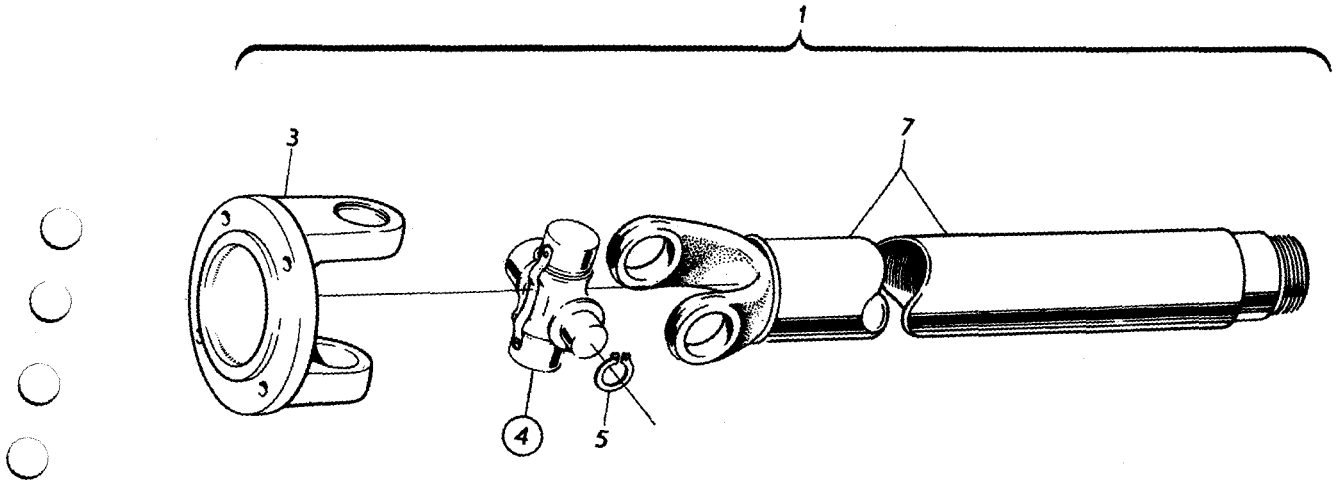

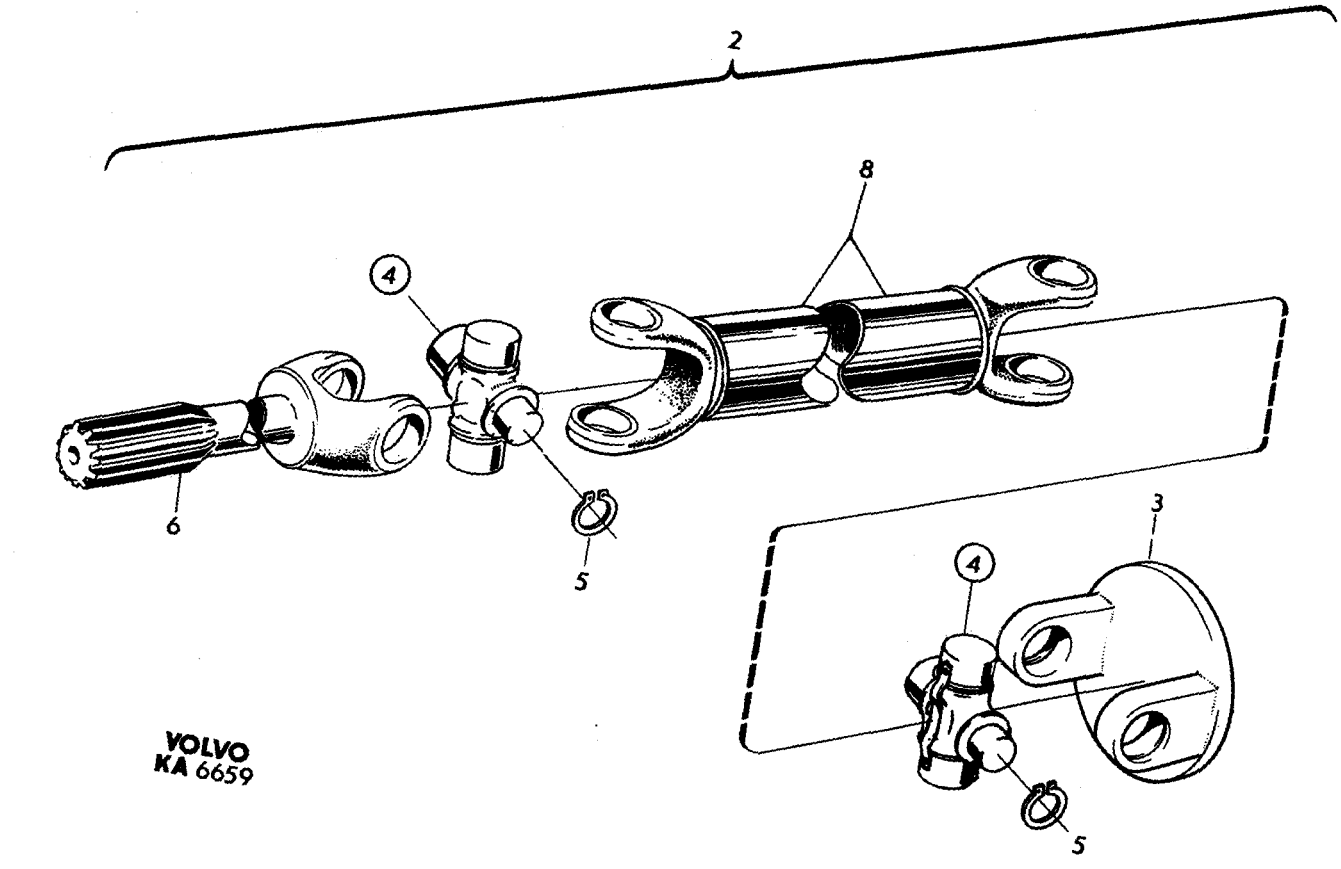

VOLVO
KA 6659

Sida 92 Page | Grupp 4 Group | Bakaxel Upphängning CH–132566 | Rear axle Mountings CH–132566 | Illustration 14048 1975-12 | 1400

Pos. Fig.	Antal/Quantity				Detalj nr Part No	Benämning	Description	Sats Kit	Anmärkning Notes	
1	1	–	–	–	255525-8	Bakaxel, utv 3,31/1	Rear axle, ratio 3.31/1		24) MÄRKT 255525, CH –32399 ERS AV 255808–8	1010 1020 1021
	1	–	–	–	255699-1	Bakaxel,utv 3,31/1	Rear axle,ratio 3,31/1		24) MÄRKT 255699, CH 32400– ERS AV 1 ST 255808–8	1030 1040 1050
	1	–	–	–	255754-4	Bakaxel,utv 3,31/1	Rear axle,ratio 3,31/1		24) MÄRKT 255754 ERS AV 1 ST 255808–8	1060 1070
	1	–	–	–	255784-1	Bakaxel, utv 3,31/1	Rear axle,ratio 3,31/1		24) MÄRKT 255784 CH–102949. ERS AV 1 ST 255808–8	1080 1090 1095
	1	–	–	–	255808-8	Bakaxel,utv 3,31/1	Rear axle,ratio 3,31/1		24) MÄRKT 255808 CH 102950–	1100 1110
	1	–	–	–	255767-6	Bakaxel,utv 3,54/1	Rear axle,ratio 3,54/1		24) MÄRKT 255767 ERS AV 1 ST 255785–8	1120 1130
	1	–	–	–	255785-8	Bakaxel, utr 3,54/1	Rear axle,ratio 3,54/1		24) MÄRKT 255785 CH–102949. ERS AV 1 ST 255809–6	1140 1150 1155
	1	–	–	–	255809-6	Bakaxel,utv 3,54/1	Rear axle,ratio 3,54/1		24) MÄRKT 255809 CH 102950–	1160 1170
	1	–	–	–	255545-6	Bakaxel, utv 3,73/1	Rear axle, ratio 3.73/1		24) MÄRKT 255545 CH –32399 ERS AV 1 ST 255818–7	1180 1190 1195
	1	–	–	–	255700-7	Bakaxel,utv 3,73/1	Rear axle,ratio 3,73/1		24) MÄRKT 255700 CH 32400– ERS AV 1 ST 255818–7	1200 1210 1220
	1	–	–	–	255755-1	Bakaxel,utv 3,73/1	Rear axle,ratio 3,73/1		24) MÄRKT 255755 ERS AV 1 ST 255818–7	1230 1240
	1	–	–	–	255786-6	Bakaxel,utv 3,73/1	Rear axle,ratio 3,73/1		24) MÄRKT 255786. CH–102949.ERS AV 1 ST 255818–7	1250 1260 1265
	1	–	–	–	255818-7	Bakaxel,utv 3,73/1	Rear axle,ratio 3,73/1		24) MÄRKT 255818 CH 102950–	1270 1280
	–	–	–	–		•Det sida 98 , 2-E05	•Comps. page 98 , 2-E05			1290
2	2	–	–	–	384705-0	Drivaxel	Drive shaft			1300
3	2	–	–	–	383168-2	Distansring	Spacer ring		(384707)	1310
4	2	–	–	–	384728-2	Rullager	Roller bearing			1320
4a	2	–	–	–	273413-5	Tätningsringsats	Seal ring kit			1322
5	1	–	–	–	384710-0	•Tätningsring	•Seal ring			1330
5a	1	–	–	–		•Tätningsring	•Seal ring	S	25,26)	1330
5b	1	–	–	–		•Låsring	•Lock ring	S	25,26)	1330
6	2	–	–	–	384706-8	Tryckplåt	Pressure plate			1340
7	8	–	–	–	944209-6	Flänsskruv	Flange bolt		SEN UTF	1350
8	8	–	–	–	942336-9	Fjädrande bricka	Resilient washer		TID UTF	1360
9	10	–	–	–	676364-3	Hjulbult	Wheel stud			1370
10	1	–	–	–	662014-0	Urluftningsnippel	Air venting nipple			1380
11	470	–	–	–	946763-0	Plastslang	Plastic hose		(943185)	1390
12	1	–	–	–	96443-7	Gummibussning	Rubber bushing			1400
13	2	–	–	–	686730-3	Bärarm	Support arm		CH–32399	1410
	2	–	–	–	686729-5	Bärarm	Support arm		CH 32400–	1420
14	2	–	–	–	678887-1	•Bussning	•Bushing			1430
15	2	–	–	–	675778-5	•Bussning	•Bushing			1440

24. Beställning av ingående detaljer skall göras med ledning av bakaxelns märkning och utväxlingsförhållande. Parts component must be ordered in accordance with the marking on the rear axle and the ratio. La commande des pièces de rechange s'y rapportant doit se faire en se référant au code d'identifikation et au rapports du pont. Bei Bestellung von Einzelbestandteilen sind Kennzeichnung und Untersetzung des Hinterachsgetriebes zu berüsichtigen El pedido de piezas deberá hacerse de acuerdo al marcado y a la relacion de engranajes del puente trasero.
25. För bakaxlar märkta 255545, 255525. For rear axle marked 255545, 255525. Pour ponts arrière marqués 255545, 255525. Für Hinterachsen mit Erkennung 255545, 255525. Para puentes traseros marcados 255545, 255525.
26. För bakaxlar märkta 255699, 255700, 255754, 255755, 255767, 255784, 255785, 255786. For rear axle marked 255699, 255700, 255754, 255755, 255767, 255784, 255785, 255786. Pour ponts arrière marques 255699, 255700, 255754, 255755, 255767, 255784, 255785, 255786. Für Hinterachsen mit Erkennung 255699, 255700, 255754, 255755, 255767, 255784, 255785, 255786. Para puentes traseros marcados 255699, 255700, 255754, 255755, 255767, 255784, 255785, 255786.

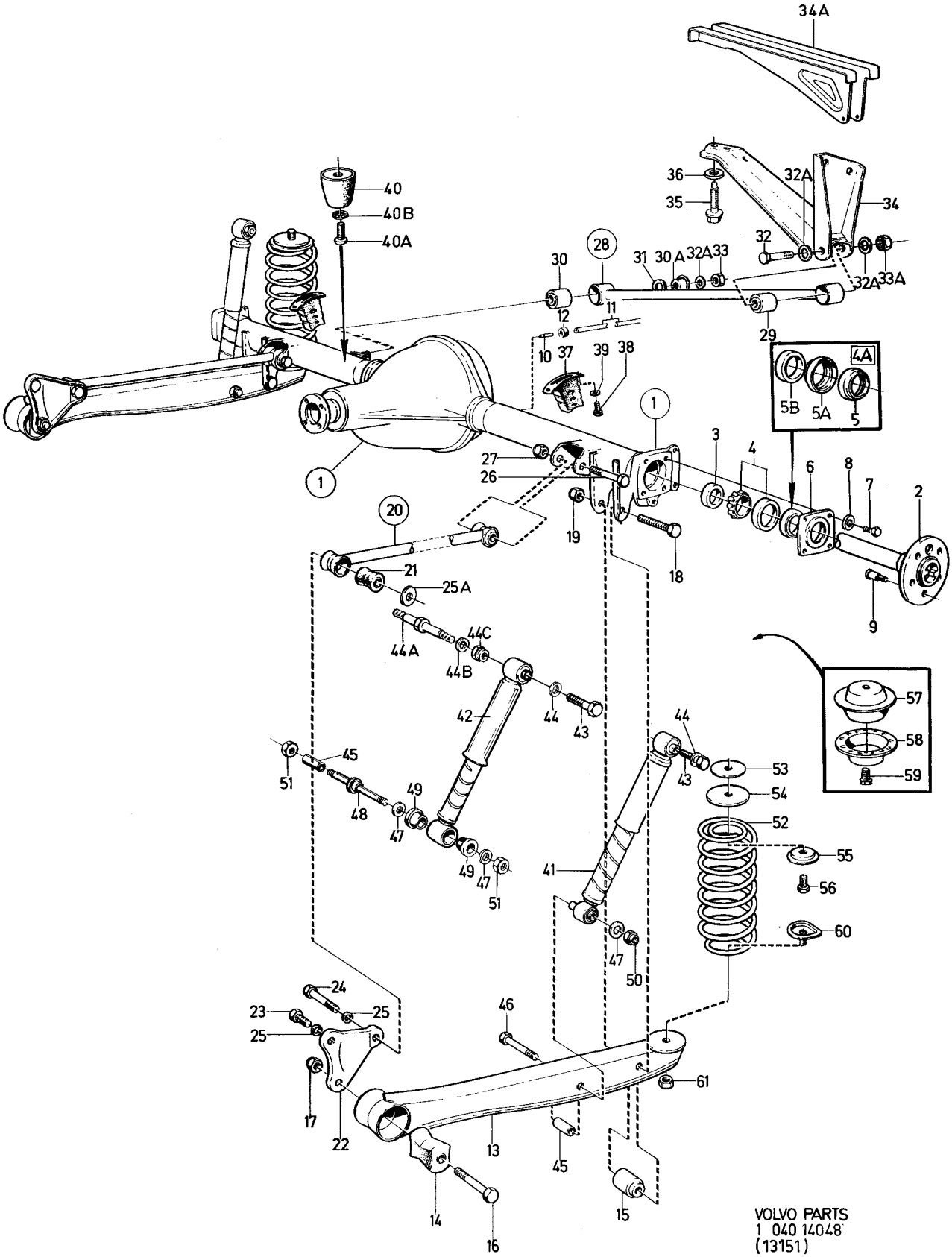

VOLVO PARTS
1 040 14048
(13151)

Sida 94 Grupp 4 — Bakaxel, Upphängning, CH–132566 — Rear axle, Mountings, CH–132566 — Illustration 14048, 1975-12 — 1400

Page Group

Pos. Fig.	Antal/Quantity				Detalj nr Part No	Benämning	Description	Sats Kit	Anmärkning Notes	
16	2	–	–	–	941858-3	Skruv	Screw			1450
17	2	–	–	–	950377-2	Mutter	Nut			1460
18	2	–	–	–	955744-8	Skruv	Screw			1470
19	2	–	–	–	950378-0	Mutter	Nut			1480
20	2	–	–	–	672616-0	Bärstag	Support stay		CH–13740	1490
	2	–	–	–	686805-3	Bärstag	Support stay		CH 13741–32399	1500
	2	–	–	–	686257-7	Bärstag	Support stay		CH 32400–	1510
21	4	–	–	–	678790-7	•Bussning	•Bushing			1520
22	2	–	–	–	675850-2	Konsol	Bracket			2010
23	2	–	–	–	943885-4	Skruv	Screw			2020
24	2	–	–	–	955568-1	Skruv	Screw		CH–21531	2030
	2	–	–	–	955567-3	Skruv	Screw		CH 21532–	[illegible]
25	4	–	–	–	940280-1	Fjädrande bricka	Resilient washer			[illegible]
25a	2	–	–	–	960145-1	Bricka	Washer		CH–21531	2060
26	2	–	–	–	955569-9	Skruv	Screw			[illegible]
27	2	–	–	–	950356-6	Mutter	Nut		CH–82159,82696–	[illegible]
	2	–	–	–	946637-6	Mutter	Nut		CH 82160–82695	2090
28	1	–	–	–	677284-2	Tvärstag	Anti–roll bar		CH–102949	[illegible]
	1	–	–	–	1206059-6	Tvärstag	Anti–roll bar		CH 102950–.	[illegible]
29	1	–	–	–	672226-8	•Bussning	•Bushing		CH–102949.	2110
	1	–	–	–	1206056-2	•Bussning	•Bushing		CH 102950–.	[illegible]
30	1	–	–	–	675807-2	•Bussning	•Bushing			[illegible]
30a	1	–	–	–	1212402-0	Mutterkåpa	Nut casing		CH 102950–.	2125
31	1	–	–	–	120804-0	Bricka	Washer		CH–102949.	2130
32a	1	–	–	–	955897-4	Bricka	Washer			2135
32	1	–	–	–	955569-9	Skruv	Screw		1/2 UNC–83.CH–102949.	2140
	1	–	–	–	955349-6	Skruv	Screw		M6,SM 12X75	2145
									CH 102950–.	2146
32a	2	–	–	–	955897-4	Bricka	Washer			2148
33	1	–	–	–	946637-6	Mutter	Nut		CH 82160–82695.	2150
	1	–	–	–	950356-6	Mutter	Nut		CH–82159,82696–.	2155
33a	1	–	–	–	946637-6	Mutter	Nut		CH 82160–82695.	2160
	1	–	–	–	950356-6	Mutter	Nut		1/2 UNC–15,8.CH–82159,	2162
									82696–102949.	2163
	1	–	–	–	946034-6	Mutter	Nut		M12–12 CH 102950–.	2166
34	1	–	–	–	675317-2	Konsol	Bracket		CH–32399	2170
	1	–	–	–	684313-0	Konsol	Bracket		CH 32400–102949.	2180
34a	1	–	–	–		Karossbalk	Body member		CH 102950–.	2185
									SE GRUPP 8	[illegible]
35	4	–	–	–	943885-4	Skruv	Screw		CH–102949.	[illegible]
36	4	–	–	–	940280-1	Fjädrande bricka	Resilient washer		CH–102949.	2200
37	2	–	–	–	679655-1	Hålgummifjäder	Hallow rubber spring		CH–12199	[illegible]
	2	–	–	–	675384-2	Hålgummifjäder	Hallow rubber spring		CH 12200–32399	[illegible]
	2	–	–	–	683423-8	Hålgummifjäder	Hallow rubber spring		CH 32400–	2230
38	4	–	–	–	943909-2	Flänsskruv	Flanged screw		3/8 UNC CH–102949.	[illegible]
	4	–	–	–	946471-0	Flänsskruv	Flanged screw		M10 L 16 CH 102950–.	[illegible]
39	4	–	–	–	940108-4	Fjäderbricka	Spring washer			2250
40	1	–	–	–	83107-3	Gummibuffert	Rubber cushion		CH–12199	[illegible]
	1	–	–	–	683538-3	Gummibuffert	Rubber cushion		CH 12200–	[illegible]
40a	1	–	–	–	950058-8	Skruv	Screw		CH 12200–	2280
40b	1	–	–	–	955949-3	Låsbricka	Lock washer		CH 12200–	2290
41	2	–	–	–	675210-9	Stötdämpare	Shock absorber		TID UTF MÄRKT 675210	2300
									ERS AV 1 ST 1212110–9,	2310
									1 ST 282761–6	2320
	2	–	–	–	679449-9	Stötdämpare	Shock absorber		TID UTF MÄRKT 679449	2330
									ERS AV 1 ST 1212110–9,	2340
									1 ST 282761–6	2350
	2	–	–	–	688253-4	Stötdämpare	Shock absorber		TID.UTF.MÄRKT 688253	2360
									ERS AV 1 ST 1212110–9,	2365
									1 ST 282761–6.	2370
42	2	–	–	–	681763-9	Stötdämpare, för– stärkt	Shock absorber reinforced		MÄRKT 681763	2380 2390

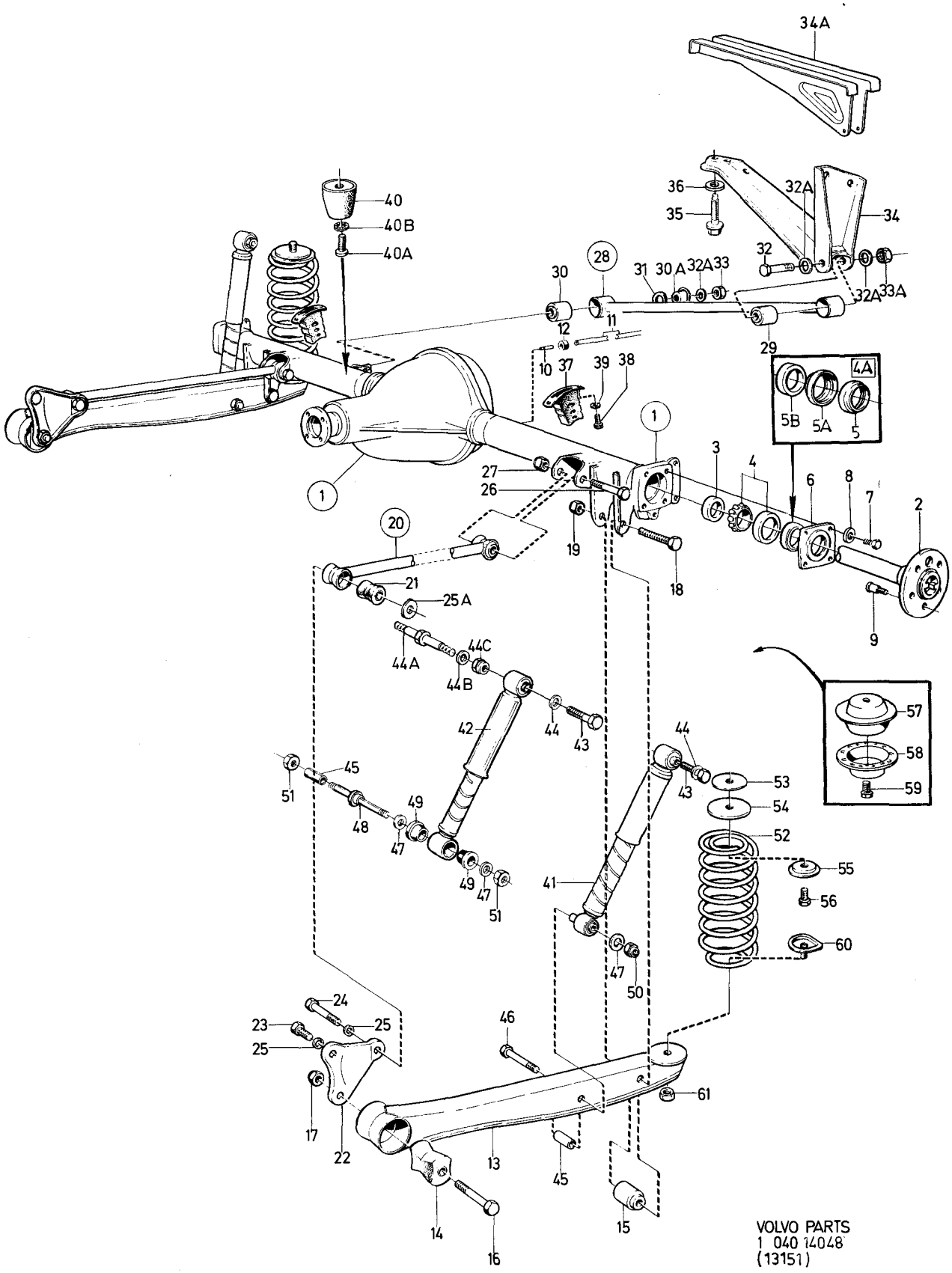

VOLVO PARTS
1 040 14048
(13151)

Sida / Page	Grupp / Group	Bakaxel / Upphängning	Rear axle / Mountings	Illustration 14048	1400
96	4	CH–132566	CH–132566	1975-12	

Pos. Fig.	Antal/Quantity	Detalj nr Part No	Benämning	Description	Sats Kit	Anmärkning Notes	
	2 – – –	1212110-9	Stötdämpare	Shock absorber		MÄRKT 1212110 ALT.	2420
						1212176	2430
	2 – – –	282771-5	Stötdämpare	Shock absorber		MÄRKT 1212390	2460
	2 – – –	1212166-1	Stötdämpare	Shock absorber		MÄRKT 1212166	2480
43	2 – – –	960749-0	Skruv	Screw	S	CH–102949	2490
44	2 – – –	940280-1	Fjädrande bricka	Resilient washer		CH–74503	2500
44a	2 – – –	1221488-8	Lagerbult	Bearing bolt		CH 102950–.	2510
44b	2 – – –	947218-4	Bricka	Washer		CH 102950–.	2515
44c	4 – – –	946034-6	Mutter	Nut		CH 102950–.	2520
45	2 – – –	675874-2	Distansrör	Spacer tube	S		3010
46	2 – – –	941857-5	Skruv	Screw	S		3020
47	2 – – –	960145-1	Bricka	Washer	S		[illegible]
	4 – – –	960145-1	Bricka	Washer	S		[illegible]
48	1 – – –	1212112-5	Lagerbult	Bearing bolt		CH–102949.	3050
	1 – – –	1221574-5	Lagerbult	Bearing bolt		CH 102950–.	[illegible]
49	4 – – –	89567-2	Bussning	Bushing			[illegible]
50	2 – – –	950356-6	Mutter	Nut	S		3070
51	4 – – –	950376-4	Mutter	Nut			[illegible]
52	2 – – –	675076-4	Bakfjäder	Rear spring		CH–12199	[illegible]
	2 – – –	683916-1	Bakfjäder	Rear spring		CH 12200–102949	3100
	2 – – –	1212426-9	Bakfjäder	Rear spring		CH 102950–	[illegible]
	2 – – –	677252-9	Bakfjäder	Rear spring		(678861)	[illegible]
			förstärkt	reinforced			3130
53	2 – – –	675266-1	Fjäderplatta	Spring plate		CH–102949	3140
54	2 – – –	676915-2	Mellanlägg	Spacer		CH–102949	3150
55	2 – – –	675814-8	Fästbricka	Anchorage washer		CH–102949	3160
56	2 – – –	944429-0	Flänsskruv	Flanged screw		3/8–UNC CH–102949	3170
57	2 – – –	1206766-6	Fjädersäte	Spring seat		CH 102950–119332.	3180
						ERS AV 1 ST 1221882–2,	3181
						1 ST 1221885–5	3182
	2 – – –	1221882-2	Fjädersäte	Spring seat		CH 119333–.	3185
58	2 – – –	1206559-5	Mellanlägg	Spacer		CH 102950–119332	3190
	2 – – –	1221885-5	Mellanlägg	Spacer		CH 119333–.	3195
59	2 – – –	946471-0	Flänsskruv	Flanged screw		M10 L 16 CH 102950–	3200
60	2 – – –	675815-5	Fästbricka	Anchorage washer			3210
61	2 – – –	950354-1	Mutter	Nut			3220
	1 – – –	273016-6	Monteringssats	Installation kit			3230
			stötdämpare	shock absorber			3240
	1 – – –	282761-6	Monteringssats	Installation kit		22)	[illegible]
			stötdämpare	shock absorber			[illegible]

22. Monteras vid övergång från tidigare till senare utförande av stötdämpare. Installed in conjunction with transition from earlier to late production shock absorbers. Doit être monté lorsqu'un amortisseur d'ancienne version est remplacé par un nouvel amortisseur. Wird beim Übergang von der alten auf die neue Stossdämpferausführung montiert. Se monta al hacer el cambio de silenciador de antiguo modelo al nuevo.

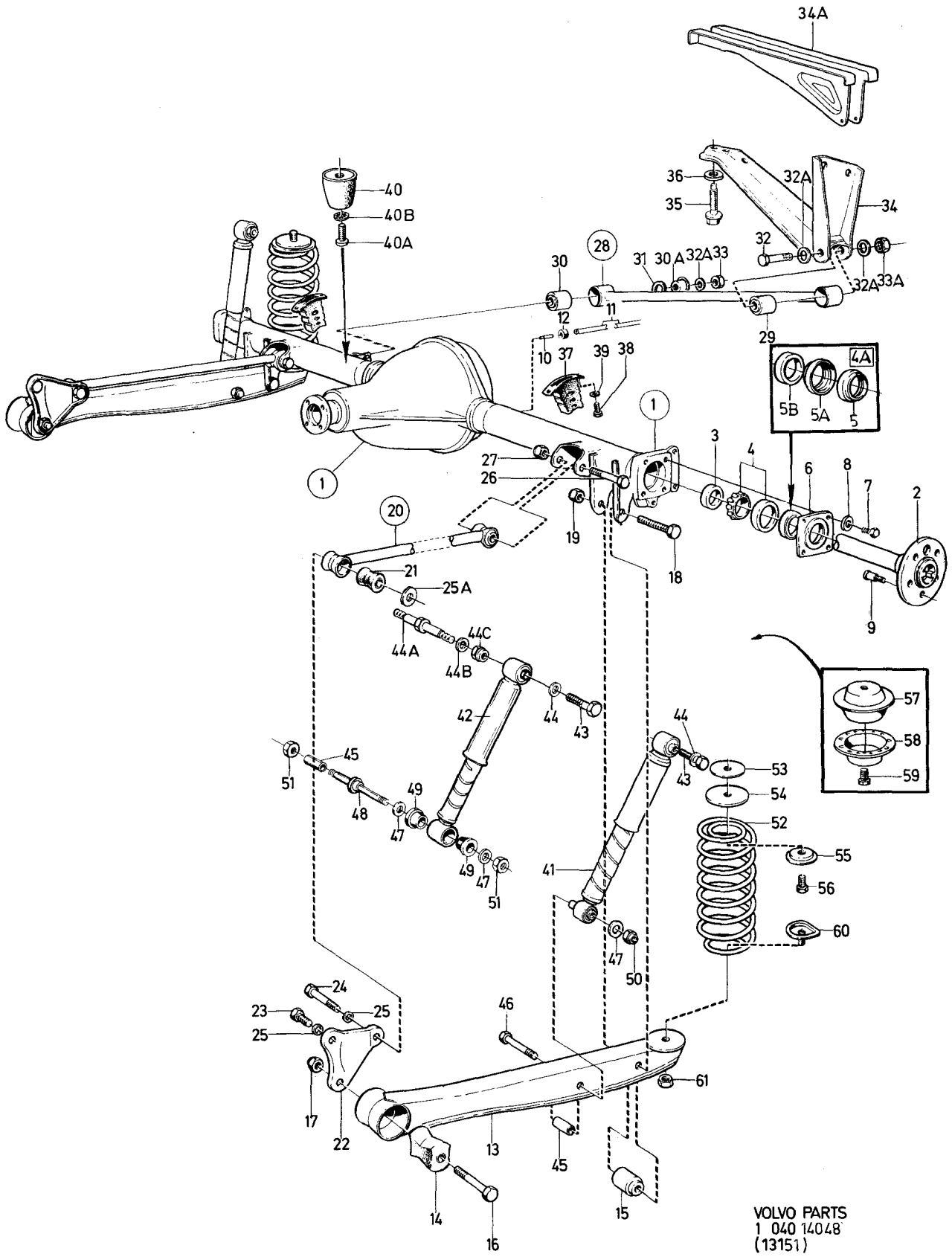

VOLVO PARTS
1 040 14048
(13151)

Sida 98 Grupp 4 Bakaxel CH–132566 Rear axle CH–132566 Illustration 14049 1450
Page Group 1975-03

Pos. Fig.	Antal/Quantity				Detalj nr Part No	Benämning	Description	Sats Kit	Anmärkning Notes	
1	1	–	–	–		Bakaxel,kmpl.alt	Rear axle, cpl. alt		SE SIDA 92, 2-D23	1010
2	1	–	–	–	384718-3	•Bakaxelkåpa	•Rear axle casing	8	18,25) ERS AV 1 ST 383230–0	1020 1030
	1	–	–	–	383195-5	•Bakaxelkåpa	•Rear axle casing		26) CH–102949.ERS AV 1 ST 383230–0	1060 1065
	1	–	–	–	383230-0	•Bakaxelkåpa	•Rear axle casing		27) CH 102950–.	1070
3	–	–	–	–		••Överfall	••Cap	8		1080
4	4	–	–	–	921864-5	••Skruv	••Screw			1090
5	1	–	–	–		••Fäste	••Anchorage	8		1100
6	2	–	–	–		••Fäste	••Fäste	8		1110
7	2	–	–	–	383222-7	••Tätningsring	••Seal ring		27) CH 102950–.	1120
8	1	–	–	–	951901-8	•Propp	•Plugg		EXCL.BAKAXEL REAR AXLE 255545,255525	1130
9	1	–	–	–	89671-2	•Inspektionslock	•Inspection cover		(89253)	1150
10	1	–	–	–	952359-8	•Propp	•Plug			1160
11	1	–	–	–	89254-7	•Packning	•Gasket			1170
12	10	–	–	–	955523-6	•Skruv	•Screw		TID UTF,255525,255545	1180
	10	–	–	–	942402-9	•Skruv	•Screw		SEN UTF	1190
13	10	–	–	–	955949-3	•Bricka	•Washer		TID UTF 255525,255545	1200
14	1	–	–	–	383068-4	•Differential	•Differential		3) TID UTF ERS AV 1 ST 383259–9	1210 1220
	1	–	–	–	383259-9	•Differential	•Differential		3) SEN UTF	1230
15	1	–	–	–	383067-6	••Hus	••Housing		TID.UTF.ERS AV 1 ST 383258–1.	1240 1245
15a	1	–	–	–	383258-1	••Hus	••Housing		SEN UTF	1250
16	1	–	–	–	273224-6	••Differentialdrevsats	••Differential gear kit			1260
17	2	–	–	–		•••Differentialhjul	•••Diff. side pinion	S		1270
18	2	–	–	–		•••Differentialhjul	•••Diff. side gear	S		1280
19	2	–	–	–		••Tryckbricka,alt. alt 1	••Thrust washer,alt. ALT1		ALT 2 SE POS 41	1290
	–	–	–	–	383171-6	•••Tj 0,74	•••Th 0.74		(383000)	1295
	–	–	–	–	383172-4	•••Tj 0,76	•••Th 0.76			1296
	–	–	–	–	383173-2	•••Tj 0,78	•••Th 0.78		(384366)	1300
	–	–	–	–	383174-0	•••Tj 0,80	•••Th 0.80			1305
	–	–	–	–	383175-7	•••Tj 0,82	•••Th 0.82		(384367)	1310
	–	–	–	–	383176-5	•••Tj 0,84	•••Th 0.84			1315
	–	–	–	–	383177-3	•••Tj 0,86	•••Th 0.86		(383368)	1320
	–	–	–	–	383178-1	•••Tj 0,88	•••Th 0.88			1325
	–	–	–	–	383179-9	•••Tj 0,90	•••Th 0.90		(384369)	1330
	–	–	–	–	383180-7	•••Tj 0,92	•••Th 0.92			1335
	–	–	–	–	383181-5	•••Tj 0,94	•••Th 0.94		(384370)	1340
	–	–	–	–	383182-3	•••Tj 0,96	•••Th 0.96			1342
	–	–	–	–	383183-1	•••Tj 0,98	•••Th 0.98		(383001)	1345
20	2	–	–	–	384209-3	••Tryckbricka	••Thrust washer			1350
21	1	–	–	–	384201-0	••Axeltapp	••Rivet pin			1360
22	1	–	–	–	191838-2	••Låspinne	••Lock pin			1370
23	1	–	–	–	273139-6	•Kronhjul–och pinjong–sats	•Crown wheel–and pinion kit		UTV 3,31/1 (384711)	1380 1390

3. Vid byte till "Anti–Spinn" skall differential 384727 monteras. With transition to Anti–Spinn, differential 384727 must be installed. Lors de remplacement de "NoSpin" le différentiel 384727 doit être monté. Beim Übergang auf Anti–Spinn ist Ausgleichgetriebe 384727 einzubauen. Al cambiar a "NoSpin" debe montarse el diferensial 384727.
18. På chassi nr 13741–32399 erfordras dessutom 2 st 672616–0. Two 672616–0 are also required on chassis Nos.13741–32399. Il est requis deux pièces sypplémentaires de référence 672616–0 pour les châssis portant les numéros 13741 et 32399. Zu den Fahrgestellnummern 13741–32399 werden ausserdem 2 st 672616–0 benötigt. En el nro. de chasis 13741–32399 require además 2, 672616–0.
25. För bakaxlar märkta 255545, 255525. For rear axle marked 255545, 255525. Pour ponts arrière marqués 255545, 255525. Für Hinterachsen mit Erkennung 255545, 255525. Para puentes traseros marcados 255545, 255525.
26. För bakaxlar märkta 255699, 255700, 255754, 255755, 255767, 255784, 255785, 255786. For rear axle marked 255699, 255700, 255754, 255755, 255767, 255784, 255785, 255786. Pour ponts arrière marques 255699, 255700, 255754, 255755, 255767, 255784, 255785, 255786. Für Hinterachsen mit Erkennung 255699, 255700, 255754, 255755, 255767, 255784, 255785, 255786. Para puentes traseros marcados 255699, 255700, 255754, 255755, 255767, 255784, 255785, 255786.
27. För bakaxlar märkta 255808, 255809, 255818. For rear axle marked 255808, 255809, 255818. Pour ponts arrière marques 255808, 255809, 255818. Für Hinterachsen mit Erkennung 255808, 255809, 255818. Para puentes traseros marcados 255808, 255809, 255818.

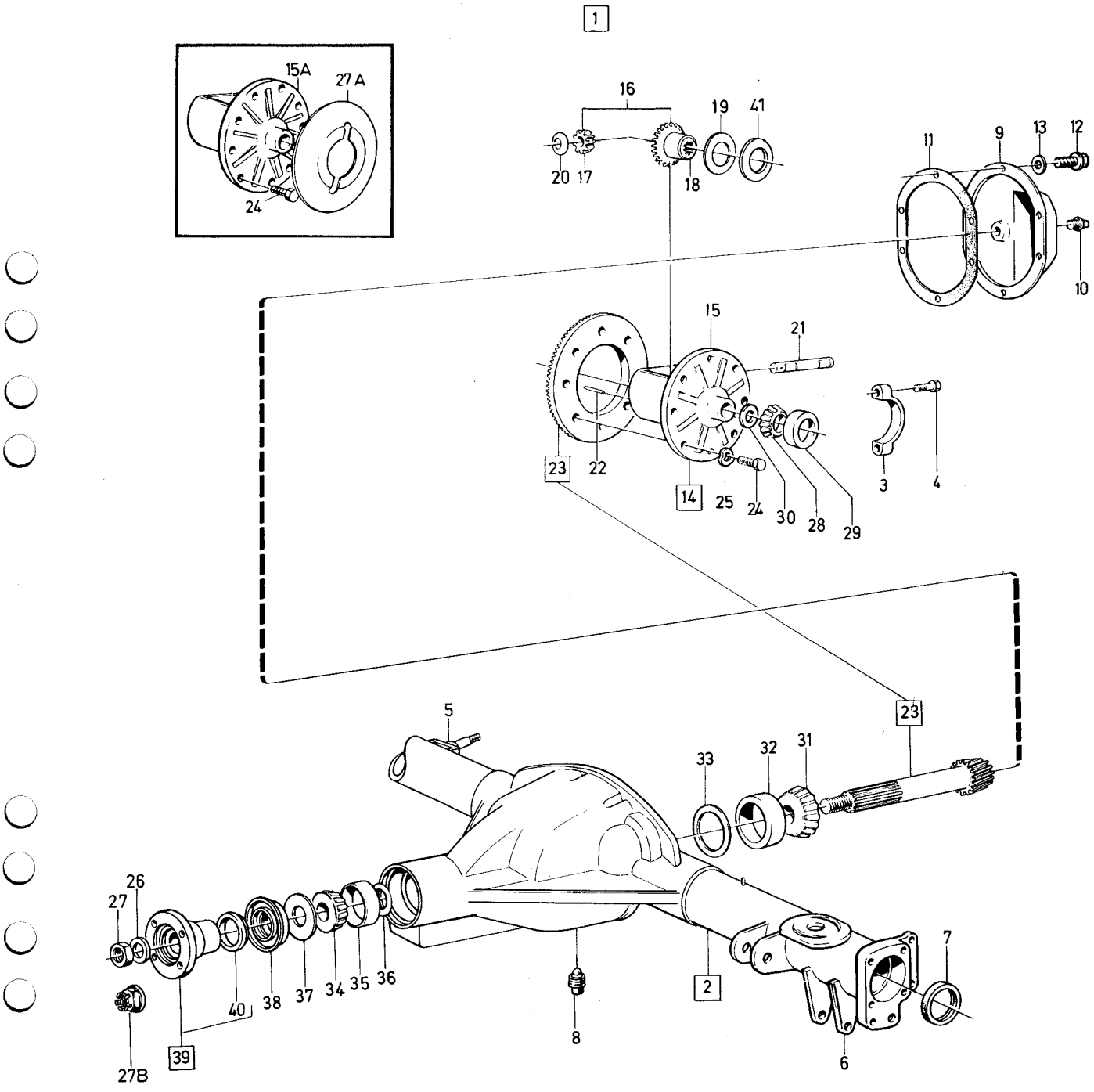

VOLVO PARTS
1 040 14049
(13153)

Sida 100 / Page — Grupp 4 / Group — Bakaxel CH–132566 / Rear axle CH–132566 — Illustration 14049 — 1975-03

Pos. Fig.	Antal/Quantity				Detalj nr Part No	Benämning	Description	Sats Kit	Anmärkning Notes	
	1	–	–	–	273140-4	•Kronhjul–och pinjong– sats	•Crown wheel–and pinion kit		UTV 3,73/1 (384714)	1400 1410
	1	–	–	–	273283-2	•Kronhjul–och pinjong– sats	•Crown wheel–and pinion kit		UTV 3,54/1	1420 1430
24	10	–	–	–	191807-7	••Skruv	••Screw			1440
25	10	–	–	–	942336-9	••Fjädrande bricka	••Resilient washer		TID UTF SEN UTF SE POS 27A	1445 1450
26	1	–	–	–	80513-5	••Bricka	••Washer		TID UTF	1460
27	1	–	–	–	88726-5	••Mutter	••Nut		TID UTF	1470
	3	–	–	–	281478-8	••Olja	••Oil			1480
27a	1	–	–	–	383253-2	•Låsplåt	•Lock plate		SEN UTF TID UTF SE POS 25	1485 1[illegible]
27b	1	–	–	–	946831-5	•Mutter	•Nut		SEN UTF	1[illegible]
28	2	–	–	–	181305-4	•Rullager,innerring	•Roller bearing cone			1490
29	2	–	–	–	181662-8	•Rullager,ytterring	•Roller bearing cup			1[illegible]
30	ERF	–	–	–		•Justermellanlägg	•Shim			1[illegible]
	–	–	–	–	81374-1	••Tj 0,08	••Th 0.08			1520
	–	–	–	–	81375-8	••Tj 0,13	••Th 0.13			1[illegible]
	–	–	–	–	120622-6	••Tj 0,25	••Th 0.25			1[illegible]
	–	–	–	–	81377-4	••Tj 0,76	••Th 0.76			1550
31	1	–	–	–	183327-6	•Rullager,innerring	•Roller bearing cone			2[illegible]
32	1	–	–	–	183328-4	•Rullager,ytterring	•Roller bearing cup			2[illegible]
33	ERF	–	–	–		•Justermellanlägg	•Shim			2030
	–	–	–	–	81383-2	••Tj 0,08	••Th 0.08			2040
	–	–	–	–	81384-0	••Tj 0,13	••Th 0.13			2050
	–	–	–	–	120623-4	••Tj 0,25	••Th 0.25			2060
34	1	–	–	–	181301-3	•Rullager,innerring	•Roller bearing cone			2070
35	1	–	–	–	181302-1	•Rullager,ytterring	•Roller bearing cup			2080
36	ERF	–	–	–		•Justermellanlägg	•Shim			2090
	–	–	–	–	191834-1	••Tj 0,08	••Th 0.08			2100
	–	–	–	–	191835-8	••Tj 0,13	••Th 0.13			2110
	–	–	–	–	191837-4	••Tj 0,25	••Th 0.25			2120
	–	–	–	–	191836-6	••Tj 0,75	••Th 0.75			2130
37	1	–	–	–	80506-9	•Oljeslungare	•Oil deflector			2140
38	1	–	–	–	942905-1	•Tätningsring	•Seal ring			2150
39	1	–	–	–	384720-9	•Medbringare	•Companion flange			2160
40	1	–	–	–	81388-1	••Dammslungare	••Dust slinger			2170
41	ERF	–	–	–	383390-2	Fjädrande tryckbricka	Resilient thrust washer		ALT 2	2180

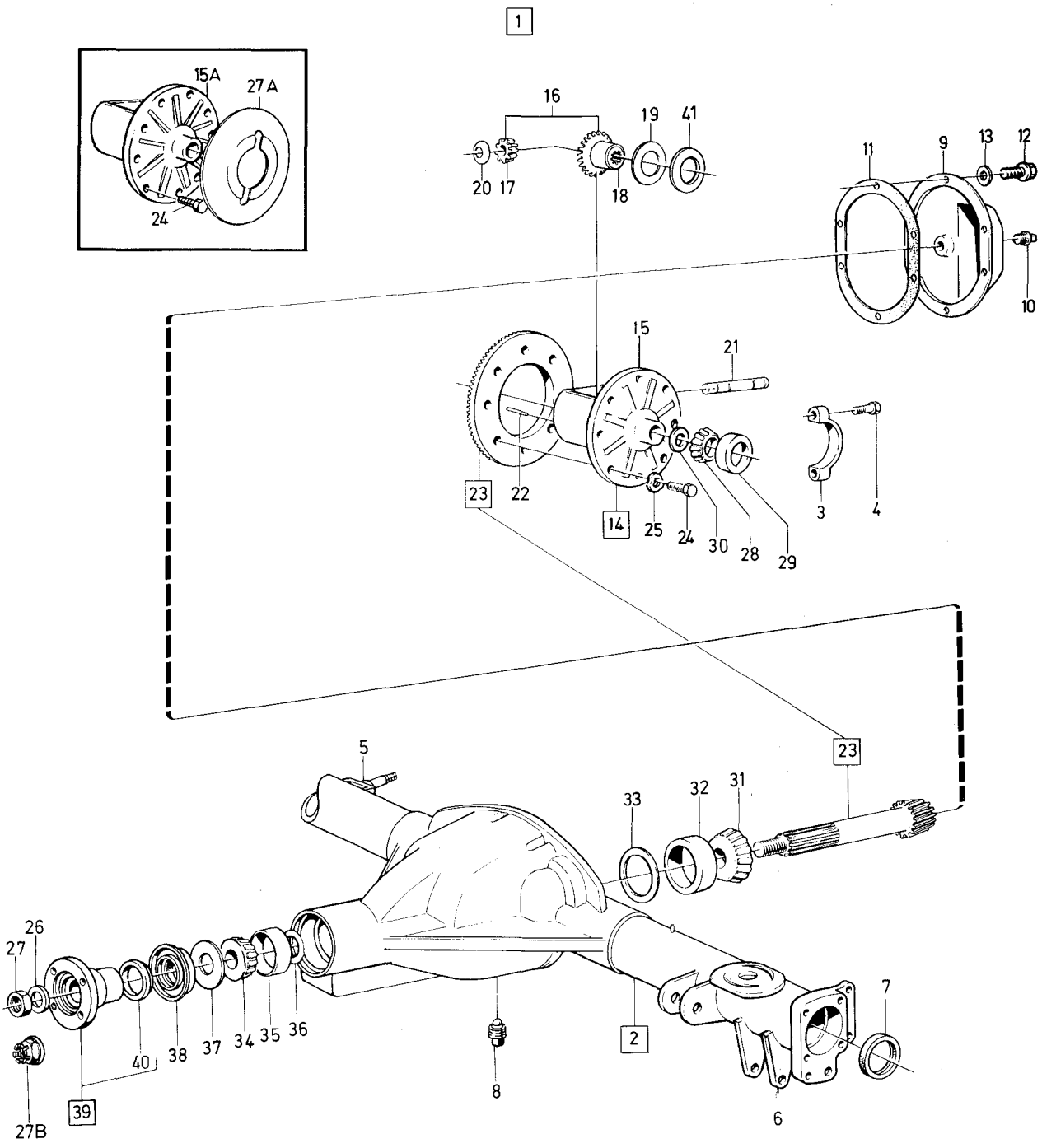

VOLVO PARTS
1 040 14049
(13153)

Sida / Page	Grupp / Group	Bakaxel / Upphängning / CH 132567–.	Rear axle / Mountings / CH 132567–.	Illustration 13152 / 1975-12	1475
102	4				

Pos. Fig.	Antal/Quantity				Detalj nr Part No	Benämning	Description	Sats Kit	Anmärkning Notes	
1	1	–	–	–	255799-9	Bakaxel utv 3,31/1	Rear axle, ratio 3,31/1			0020
	–	–	–	–		•Det sida 104, 2-E11	•Comps. page 104, 2-E11			0040
2	2	–	–	–	383315-9	Drivaxel	Drive shaft			0060
3	2	–	–	–	383168-2	Distansring	Spacer ring			0080
4	2	–	–	–	384728-2	Rullager	Roller bearing			0100
5	2	–	–	–	384710-0	Tätningsring	Seal ring			0120
6	2	–	–	–	383095-7	Tryckplåt	Pressure plate			0140
7	8	–	–	–	944209-6	Flänsskruv	Flange bolt			0160
8	10	–	–	–	676364-3	Hjulbult	Wheel stud			0180
9	–	–	–	–		Mutter	Nut		SE GRUPP 6	0190
10	1	–	–	–	662014-0	Urluftningsnippel	Air venting nipple			0200
11	470	–	–	–	946763-0	Plastslang	Plastic hose			0220
12	1	–	–	–	96443-7	Gummibussning	Rubber bushing			0240
13	2	–	–	–	1205790-7	Bärarm	Support arm			0260
14	2	–	–	–	1205795-6	•Bussning	•Bushing			0280
15	2	–	–	–	962915-5	Skruv	Screw			0300
16	2	–	–	–	945879-5	Mutter	Nut			0320
17	2	–	–	–		Bussning	Bushing		SE SIDA 104, 2-E11	0340
18	2	–	–	–	947564-1	Skruv	Screw			0360
19	2	–	–	–	945879-5	Mutter	Nut			0380
20	2	–	–	–	1205797-2	Bärstag	Support stay			0400
21	4	–	–	–	1205801-2	•Bussning	•Bushing			0420
22	2	–	–	–	1205807-9	Konsol	Bracket			0440
23	2	–	–	–	955337-1	Skruv	Screw			0460
24	2	–	–	–	947075-8	Skruv	Screw			0480
25	2	–	–	–	955349-6	Skruv	Screw			0500
26	2	–	–	–	946034-6	Mutter	Nut			0520
27	1	–	–	–	1205963-0	Tvärstag	Anti roll bar			0540
28	1	–	–	–	1206056-2	•Bussning	•Bushing			0560
29	1	–	–	–	675807-2	•Bussning	•Bushing			0580
30	1	–	–	–	1212402-0	Mutterkåpa	Nut casing			0600
31	1	–	–	–	955897-4	Bricka	Washer			0620
32	1	–	–	–	946034-6	Mutter	Nut			0640
33	1	–	–	–		Karossbalk	Body member		SE GRUPP 8	0660
34	1	–	–	–	955349-6	Skruv	Screw			0680
35	2	–	–	–	955897-4	Bricka	Washer			0700
36	1	–	–	–	946034-6	Mutter	Nut			0720
37	1	–	–	–	683538-3	Gummibuffert	Rubber cushion			0740
38	1	–	–	–	956111-9	Skruv	Screw			0760
39	2	–	–	–	683423-8	Gummibuffert	Rubber cushion			0780
40	4	–	–	–	946471-0	Skruv	Screw			0800
41	2	–	–	–	1205916-8	Stötdämpare	Shock absorber		MÄRKT 1205916. CH–134351	0820
	2	–	–	–	1206641-1	Stötdämpare	Shock absorber		MÄRKT 1206641 CH 134352–.	0830 0835
42	2	–	–	–	1221551-3	Lagerbult	Bearing bolt			0860
43	2	–	–	–	955897-4	Bricka	Washer			0860
44	2	–	–	–	947218-4	Bricka	Washer			0880
45	4	–	–	–	946034-6	Mutter	Nut			0900
46	2	–	–	–	955354-6	Skruv	Screw			0920
47	2	–	–	–	1206640-3	Distansrör	Spacer tube			0940
48	2	–	–	–	946034-6	Mutter	Nut			0960
49	2	–	–	–	1221882-2	Fjädersäte	Spring			0980
50	2	–	–	–	946471-0	Flänsskruv	Flanged screw			1000
51	2	–	–	–	1221885-5	Gummimellanlägg	Rubber spacer			1020
52	2	–	–	–	1212426-9	Bakfjäder	Rear spring		CH – 133493	1040
	2	–	–	–	1212427-7	Bakfjäder	Rear spring		CH 133494–	1050
	2	–	–	–	677252-9	Bakfjäder, förstärkt	Rear spring reinforced			1060 1080
53	2	–	–	–	1206811-0	Fästbricka	Anchorage washer			1100
54	2	–	–	–	963107-8	Mutter	Nut			1120

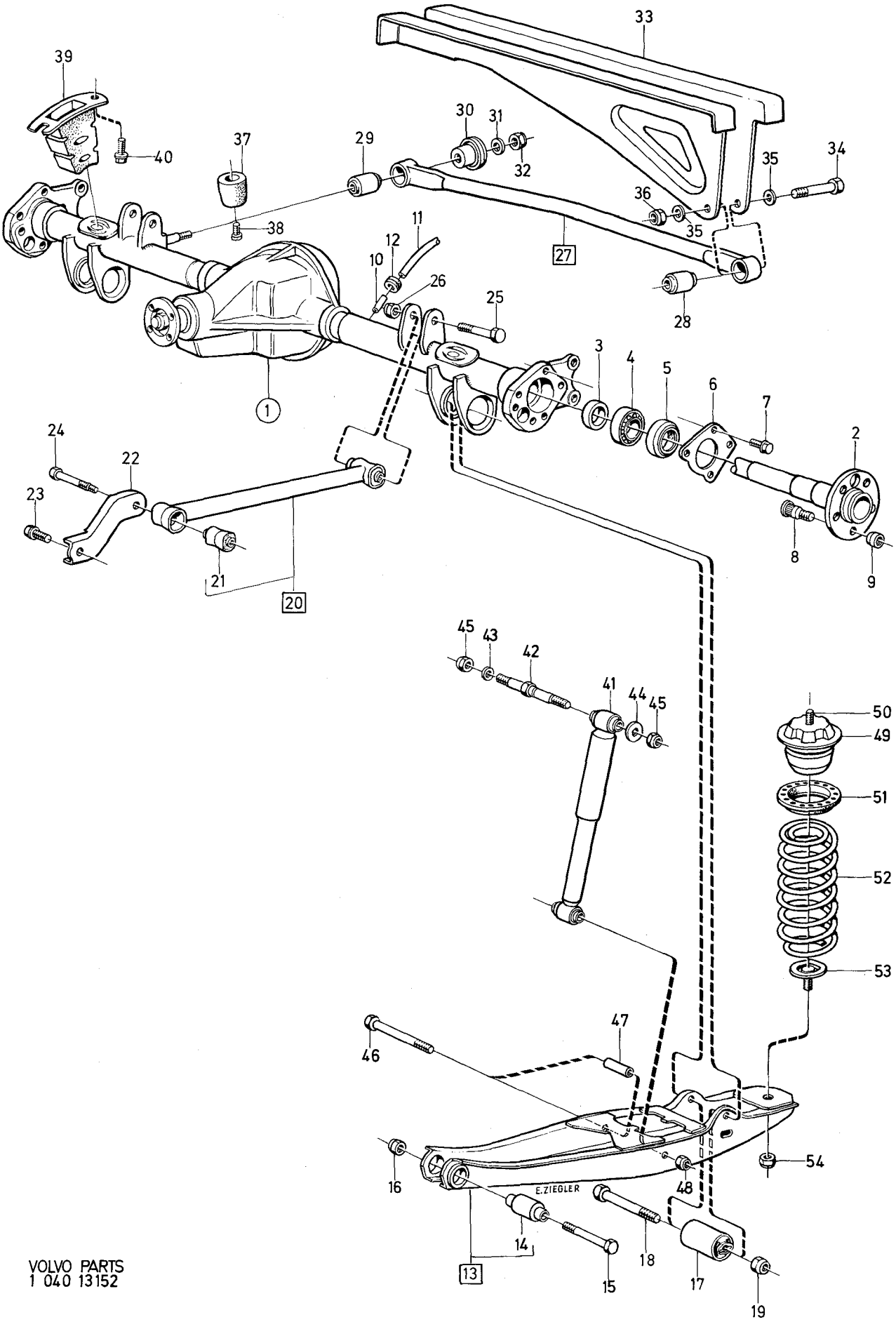

VOLVO PARTS
1 040 13152

Sida 104 Page | Grupp 4 Group | Bakaxel CH 132567–. | Rear axle CH 132567–. | Illustration 12883 | 1975-12 | 1500

Pos. Fig.	Antal/Quantity				Detalj nr Part No	Benämning	Description	Sats Kit	Anmärkning Notes	
1	1	–	–	–	255799-9	Bakaxel	Rear axle		UTV 3,31/1	0020
2	1	–	–	–	383088-2	•Bakaxelkåpa	•Rear axle casing			0040
3	2	–	–	–		••Överfall	••Cap	8		0060
4	4	–	–	–	955551-7	••Skruv	••Screw			0080
5	1	–	–	–		••Fäste	••Anchorage	8		0100
6	2	–	–	–		••Fäste	••Anchorage	8		0120
7	2	–	–	–	383222-7	••Tätningsring	••Seal ring			0140
8	2	–	–	–	1205796-4	••Bussning	••Bushing			0160
9	1	–	–	–	951901-8	•Propp	•Plug			0180
10	1	–	–	–	89671-2	•Inspektionslock	•Inspection cover			0200
11	1	–	–	–	952359-8	•Propp	•Plug			0220
12	1	–	–	–	89254-7	•Packning	•Gasket			0240
13	10	–	–	–	942402-9	•Skruv	•Screw			0260
14	2	–	–	–	1221660-2	•Fäste	•Anchorage			0280
15	1	–	–	–	383259-9	•Differential	•Differential			0300
16	1	–	–	–	383258-1	••Hus	••Housing			0320
17	1	–	–	–	273224-6	••Differentialdrevsats	••Differential gear kit			0340
18	2	–	–	–		•••Differentialdrev	•••Diff. side pinion	S		0360
19	2	–	–	–		•••Differentialdrev	•••Diff. side gear	S		0380
20	2	–	–	–		••Tryckbricka ,alt	••Thrust washer alt			0400
	–	–	–	–	383171-6	•••Tj 0,74	•••Th 0.74			0420
	–	–	–	–	383172-4	•••Tj 0,76	•••Th 0.76			0440
	–	–	–	–	383173-2	•••Tj 0,78	•••Th 0.78			0460
	–	–	–	–	383174-0	•••Tj 0,80	•••Th 0.80			0480
	–	–	–	–	383175-7	•••Tj 0,82	•••Th 0.82			0500
	–	–	–	–	383176-5	•••Tj 0,84	•••Th 0.84			0520
	–	–	–	–	383177-3	•••Tj 0,86	•••Th 0.86			0540
	–	–	–	–	383178-1	•••Tj 0,88	•••Th 0.88			0560
	–	–	–	–	383179-9	•••Tj 0,90	•••Th 0.90			0580
	–	–	–	–	383180-7	•••Tj 0,92	•••Th 0.92			0600
	–	–	–	–	383181-5	•••Tj 0,94	•••Th 0.94			0620
	–	–	–	–	383182-3	•••Tj 0,96	•••Th 0.96			0640
	–	–	–	–	383183-1	•••Tj 0,98	•••Th 0.98			0660
21	2	–	–	–	384209-3	••Tryckbricka	••Thrust washer			0680
22	1	–	–	–	384201-0	••Axeltapp	••Pivot pin			0700
23	1	–	–	–	191838-2	••Låspinne	••Lock pin			0720
24	1	–	–	–	273139-6	•Kranhjul och pinjong	•Crown wheel and pinion	S	UTV 3,31/1	0740
25	10	–	–	–	191807-7	••Skruv	••Screw	S		0760
26	1	–	–	–	946831-5	••Låsmutter	••Lock nut	S		0780
	3	–	–	–	281478-8	••Olja	••Oil	S		0800
27	1	–	–	–	383253-2	•Låsplåt	•Lock plate			0820
28	2	–	–	–	181305-4	•Rullager, innerring	•Roller bearing, cone			0840
29	2	–	–	–	181662-8	•Rullager, ytterring	•Roller bearing, cup			0860
30	–	–	–	–		•Justermellanlägg	•Shims			0880
	ERF	–	–	–	81374-1	••Tj 0,08	••Th 0.08			0900
	ERF	–	–	–	81375-8	••Tj 0,13	••Th 0.13			0920
	ERF	–	–	–		••Tj 0,25	••Th 0.25	8	(120662)	0940
	ERF	–	–	–	81377-4	••Tj 0,76	••Th 0.76			0960
31	1	–	–	–	183327-6	•Rullager, innerring	•Roller bearing, cone			0980
32	1	–	–	–	183328-4	•Rullager, ytterring	•Roller bearing, cup			1000
33	–	–	–	–		•Justermellanlägg	•Shims			1020
	ERF	–	–	–	81383-2	••Tj 0,08	••Th 0.08			1040
	ERF	–	–	–	81384-0	••Tj 0,13	••Th 0.13			1060
	ERF	–	–	–	120623-4	••Tj 0,25	••Th 0.25			1080
34	1	–	–	–	181301-3	•Rullager, innerring	•Roller bearing, cone			1100
35	1	–	–	–	181302-1	•Rullager, ytterring	•Roller bearing, cup			1120
36	–	–	–	–		•Justermellanlägg	•Shims			1200
	ERF	–	–	–	191834-1	••Tj 0,08	••Th 0.08			1220
	ERF	–	–	–	191835-8	••Tj 0,13	••Th 0.13			1240
	ERF	–	–	–	191837-4	••Tj 0,25	••Th 0.25			1260
	ERF	–	–	–	191836-6	••Tj 0,75	••Th 0.75			1280
37	1	–	–	–	80506-9	•Oljeslungare	•Oil deflector			1300
38	1	–	–	–	942905-1	•Oljetätning	•Oil seal			1320

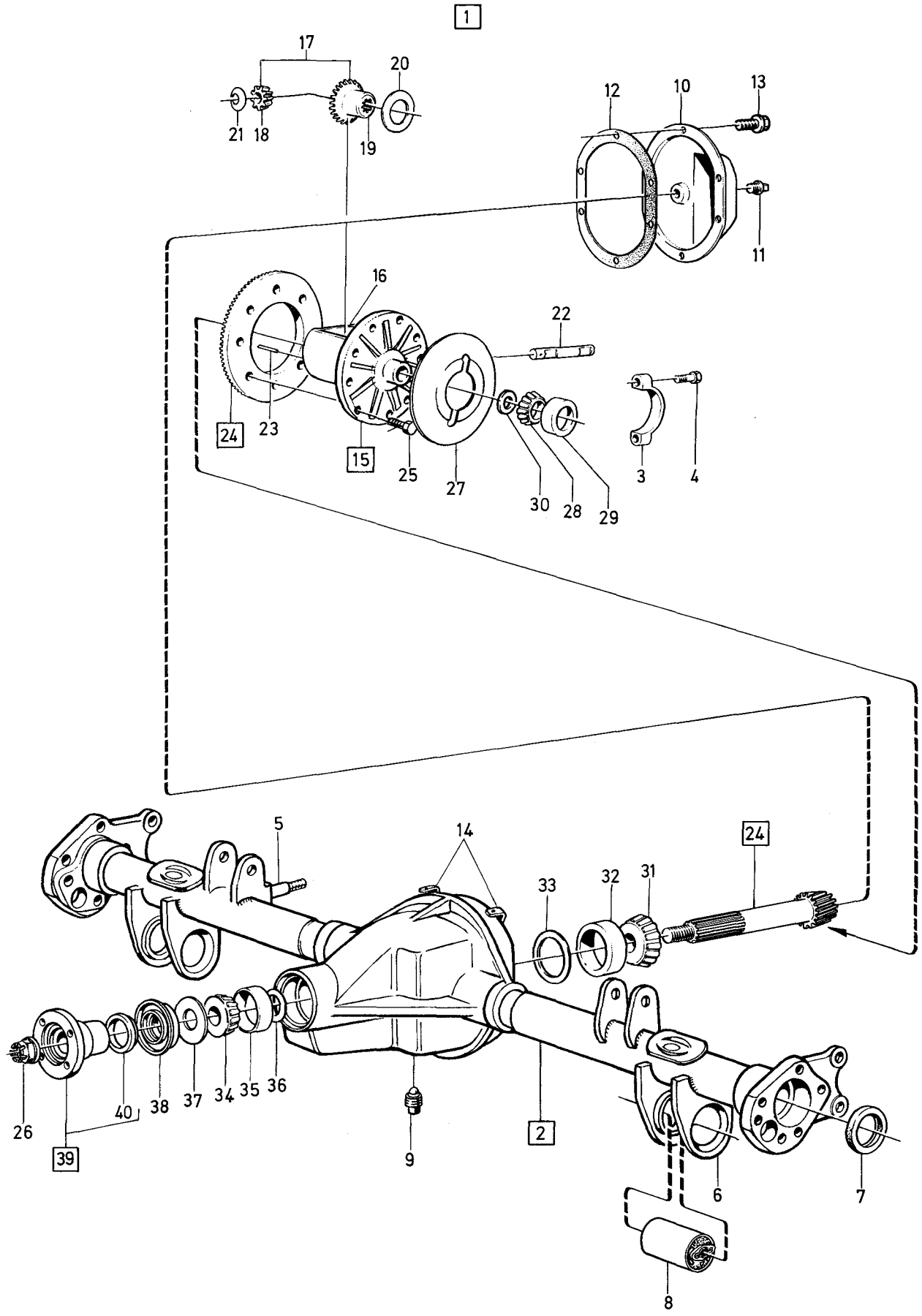

VOLVO PARTS
1 040 12883

Sida / Page	Grupp / Group	Bakaxel / Rear axle	Illustration	
106	4	CH 132567–. / CH 132567–.	12883	1500
			1975-03	

Pos. Fig.	Antal/Quantity				Detalj nr Part No	Benämning	Description	Sats Kit	Anmärkning Notes	
39	1	–	–	–	384720-9	•Medbringare	•Companion flange			1340
40	1	–	–	–	81388-1	•Dammslungare	•Dust slinger			1360

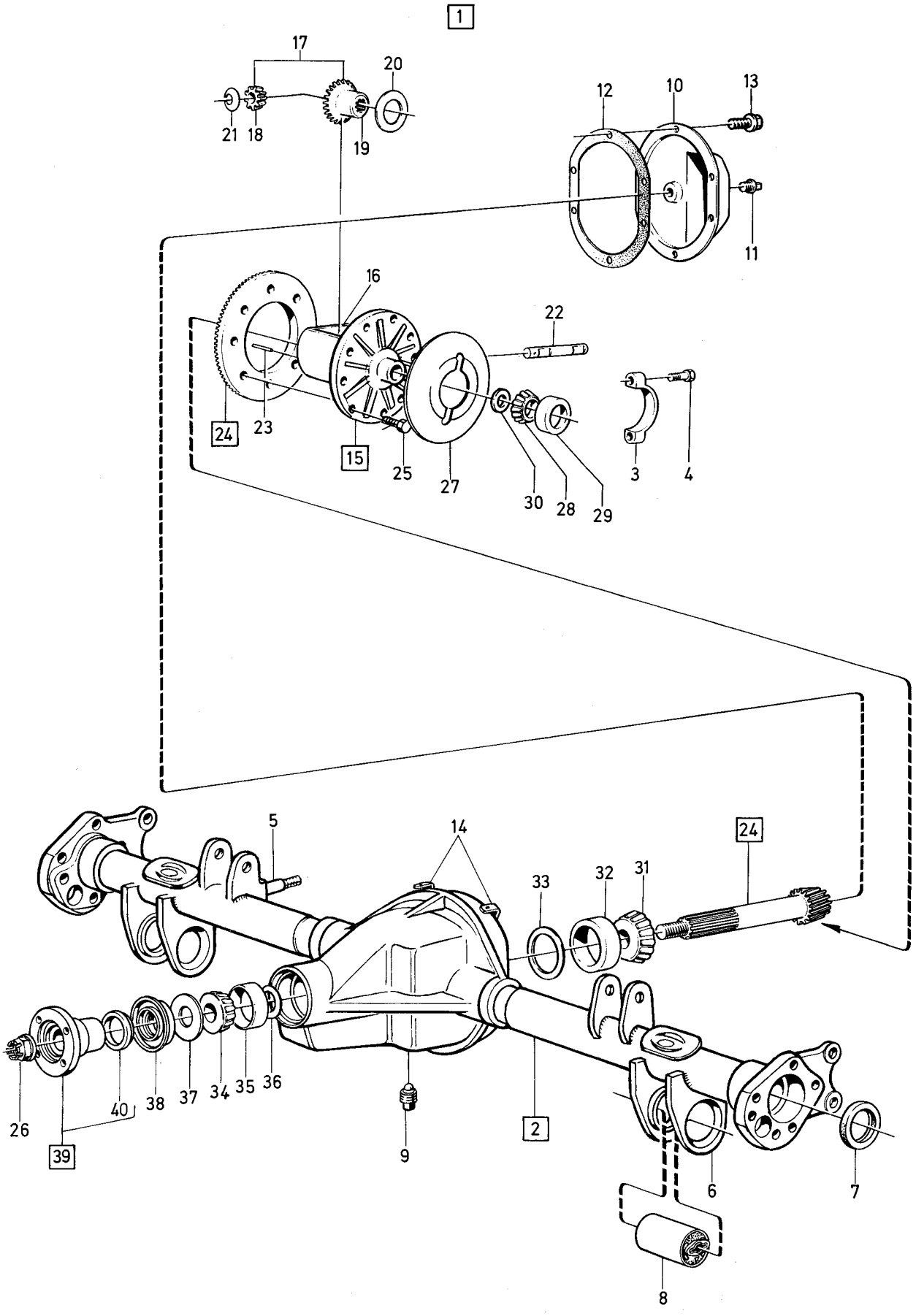
1
17
20
21
18
19
12
10
13
11
16
22
24
23
15
25
27
30
28
29
3
4
5
14
24
33
32
31
26
40
38
37
34
35
36
39
9
2
6
7
8

Sida 108 Page | Grupp 4 Group | Bakaxel Anti–spinn | Rear axle Anti–spinn | Illustration 10908 | 1975-12 | 1600

Pos. Fig.	Antal/Quantity				Detalj nr Part No	Benämning	Description	Sats Kit	Anmärkning Notes	
1	1	–	–	–	255558-9	Bakaxel utv 3,31/1	Rear axle, ratio, 3.31/1	8		1010
	1	–	–	–	255703-1	Bakaxel utv 3,31/1	Rear axle, ratio, 3.31/1	8		1020
	1	–	–	–	255795-7	Bakaxel utv 3,31/1	Rear axle, ratio, 3.31/1	8		1030
	1	–	–	–	255810-4	Bakaxel utv 3,31/1	Rear axle, ratio, 3.31/1	8		1040
	1	–	–	–	255726-2	Bakaxel utv 3,54/1	Rear axle, ratio, 3.54/1	8		1050
	1	–	–	–	255796-5	Bakaxel utv 3,54/1	Rear axle, ratio, 3.54/1	8		1060
	1	–	–	–	255811-2	Bakaxel utv 3,54/1	Rear axle, ratio, 3.54/1	8		1070
	1	–	–	–	255559-7	Bakaxel utv 3,73/1	Rear axle, ratio, 3.73/1	8		1080
	1	–	–	–	255704-9	Bakaxel utv 3,73/1	Rear axle, ratio, 3.73/1	8		1090
	1	–	–	–	255797-3	Bakaxel utv 3,73/1	Rear axle, ratio, 3.73/1	8		1100
	1	–	–	–	255819-5	Bakaxel utv 3,73/1	Rear axle, ratio, 3.73/1	8		1110
2	1	–	–	–	384727-4	•Differential	•Differential		4)	1120
3	1	–	–	–		••Hus (2 halvor)	••Housing (2 halves)	8		
4	8	–	–	–	384511-2	••Skruv	••Screw			1140
5	4	–	–	–	633262-1	•Lamell	•Disc			1150
6	2	–	–	–	384510-4	•Lamellnav	•Disc hub			1160
7	4	–	–	–	384505-4	•Differentialhjul	•Side pinion			1170
8	2	–	–	–	384507-0	•Axel	•Shaft			1180
9	2	–	–	–	384504-7	•Differentialhjul	•Side gear			
10	2	–	–	–	666248-0	•Lamell,tj 1,5	•Disc th 1,5			1200
11	2	–	–	–	666249-8	•Lamell,tj 2,4 (plan)	•Disc th 2,4 (flat)			1210
12	2	–	–	–	666250-6	•Lamell,tj 2,4 (kupig)	•Disc th 2,4 (dished)			
	–	–	–	–		Anti–spinn standard	Anti–spinn standard			1250
	–	–	–	–		Bakaxel bakaxel	Rear axle rear axle			1260
	–	–	–	–		0255558 0255525	0255558 0255525			1280
	–	–	–	–		0255703 0255754	0255703 0255754			1290
	–	–	–	–		0255795 0255784	0255795 0255784			1300
	–	–	–	–		0255810 0255808	0255810 0255808			1310
	–	–	–	–		0255726 0255767	0255726 0255767			1320
	–	–	–	–		0255796 0255785	0255796 0255785			1330
	–	–	–	–		0255811 0255809	0255811 0255809			1340
	–	–	–	–		0255559 0255545	0255559 0255545			1350
	–	–	–	–		0255704 0255755	0255704 0255755			1360
	–	–	–	–		0255797 0255786	0255797 0255786			1370
	–	–	–	–		0255819 0255818	0255819 0255818			1380

4. För övriga i komplett bakaxel ingående detaljer se motsvarande standard bakaxlar enligt ovanstående tabell. For other parts component to complete rear axles see the corresponding standard rear axles according to the above table.
Pour les autres pièces faisant partie du pont arrière complet, voir ponts arrière standards correspondants selon le tableau ci–dessus. Übrige Teile, die zur kpl. Hinterachse gehören, siehe entsprechende Standardhinterachsen lt. obiger Tabelle. Para las demás piezas componentes del eje trasero completo véanse los correspondientes ejes standard, según la tabla indicada arriba.

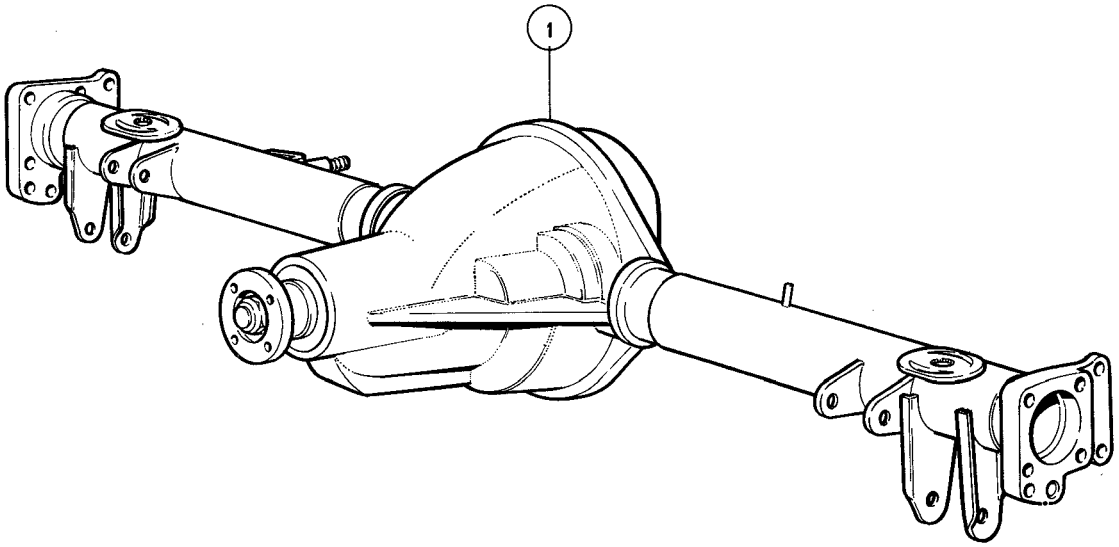

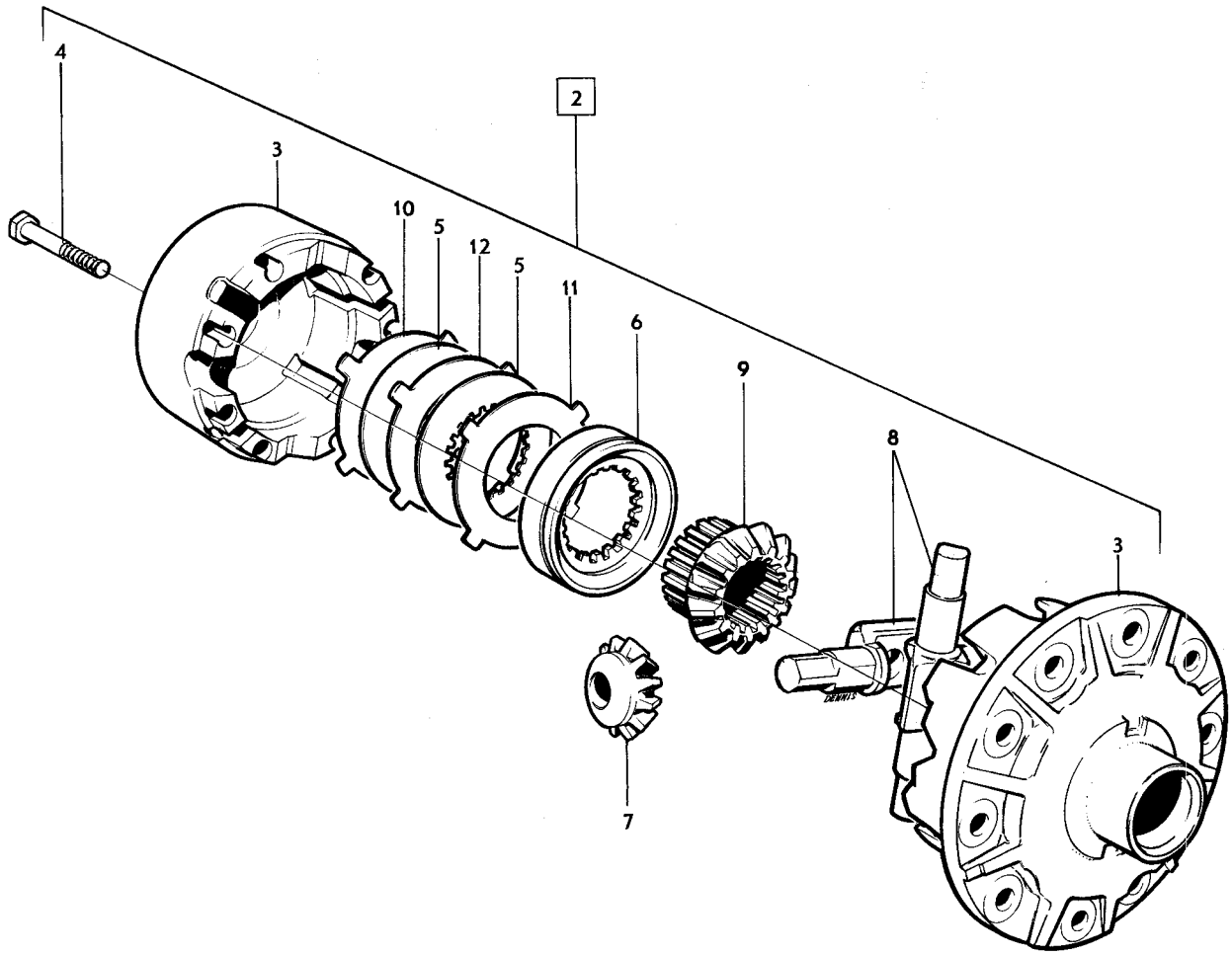

VOLVO PARTS
1 040 10908


VOLVO

GRUPP 5
Bromsar

INNEHÅLLSFÖRTECKNING

	Sida	Koord
Bromssystem	2	G11
. Framhjulsbromsdetaljer ch –52789	4	G13
. Framhjulsbromsdetaljer ch –52790	6	G15
. Bakhjulsbromsdetaljer ch –12199	8	G17
. Bakhjulsbromsdetaljer ch 12200–52789	10	G19
. Bakhjulsbromsdetaljer ch 52790–132566	12	G21
. Bakhjulsbromsdetaljer ch 132567–	14	G23
. Komplettenheter	16	H1
. Rörledningar	20	H5
. Handbroms, ch –132566	24	H9
. Handbroms ch 132567–	28	H13
. Handbroms, mittplacerad	30	H15

GROUP 5
Brakes

INDEX

	Page	Grid
Brake system	2	G11
. Front wheel brakes ch –52789	4	G13
. Front wheel brakes ch –52790	6	G15
. Rear wheel brakes ch –12199	8	G17
. Rear wheel brakes ch 12200–52789	10	G19
. Rear wheel brakes ch 52790–132566	12	G21
. Rear wheel brakes ch 132567–	14	G23
. Complete units	16	H1
. Pipe lines	20	H5
. Hand brake, ch –132566	24	H9
. Hand brake, ch 132567–	28	H13
. Hand brake, middle placed	30	H15

GROUPE 5
Freins

TABLE DES MATIERES

	Page	Grid
Système de freins	2	G11
. Détails de frein de roue avant ch –52789	4	G13
. Détails de frein de roue avant ch 52790–	6	G15
. Détails de frein de roue arrière ch –12199	8	G17
. Détails de frein de roue arrière ch 12200–52789	10	G19
. Détails de frein de roue arrière ch 52790–132566	12	G21
. Détails de frein de roue arrière ch 132567	14	G23
. Unité complète	16	H1
. Canalisations	20	H5
. Frein à main, ch –132566	24	H9
. Frein à main, ch 132567–	28	H13
. Frein à main, placé centralement	30	H15

GRUPPE 5
Bremsen

INHALTSVERZEICHNIS

	Seite	Grid
Bremsanlage	2	G11
. Vorderradbremse, Einzelteile ch –52789	4	G13
. Vorderradbremse, Einzelteile ch 52790–	6	G15
. Hinterradbremse, Einzelteile ch –12199	8	G17
. Hinterradbremse, Einzelteile ch 12200–52790	10	G19
. Hinterradbremse, Einzelteile ch 52790–132566	12	G21
. Hinterradbremse, Einzelteile ch 132567–	14	G23
. Kpl. Einheiten	16	H1
. Rohrleitungen	20	H5
. Handbremse ch –132566	24	H9
. Handbremse ch 132567–	28	H13
. Handbremse, zwischen den Vordersitzen angebracht	30	H15

GRUPO 5
Frenos

INDICE

	Pág.	Grid
Sistema de frenos	2	G11
. Freno de ruedas delanteras, piezas componentes ch –52789	4	G13
. Freno de ruedas delanteras, piezas componentes ch 52790–	6	G15
. Freno de ruedas traseras, piezas componentes ch –12199	8	G17
. Freno de ruedas traseras, piezas componentes ch 12200–52789	10	G19
. Freno de ruedas traseras, piezas componentes ch 52790–132566	12	G21
. Freno de ruedas traseras, piezas componentes ch 132567–	14	G23
. Unidad completa	16	H1
. Conducto de freno	20	H5
. Freno de mano, ch 132566–	24	H9
. Freno de mano ch 132567–	28	H13
. Freno de mano, situada en el centro	30	H15

Sida / Page	Grupp / Group	Bromssystem	Brake system	Illustration	
2	5			6596 1975-03	0050

Pos. Fig.	Antal/Quantity				Detalj nr Part No	Benämning	Description	Sats Kit	Anmärkning Notes	
1	–	–	–	–		Framhjulsbroms–	Front wheel brake		SE SIDA 4, 2-G13	1010
						detaljer CH–52789	components CH–52789			1020
	–	–	–	–		Framhjulsbroms–	Front wheel brake		SE SIDA 6, 2-G15	1030
						detaljer CH 52790–	components CH 52790–			1040
2	–	–	–	–		Bakhjulsbroms–	Rear wheel brake		SE SIDA 8, 2-G17	1050
						detaljer CH–12199	components CH–12199			1060
	–	–	–	–		Bakhjulsbroms–	Rear wheel brake		SE SIDA 10, 2-G19	1070
						detaljer	components			1080
						CH 12200–52789	CH 12200–52789			1090
	–	–	–	–		Bakhjulsbroms–	Rear wheel brake		SE SIDA 12, 2-G21	1100
						detaljer	components			1110
						CH 52790–132566	CH 52790–132566			1112
	–	–	–	–		Bakhjulsbroms–	Rear wheel brake		SE SIDA 14, 2-G23	[illegible]
						detaljer CH 132567–	components CH 132567			1116
3	–	–	–	–		Komplettenheter	Complete units		SE SIDA 16, 2-H01	1120
4	–	–	–	–		Rörledningar	Pipe lines		SE SIDA 20, 2-H05	[illegible]
5	–	–	–	–		Handbroms CH–132566	Handbrake CH–132566		SE SIDA 24, 2-H09	1140
	–	–	–	–		Handbroms CH 132567–	Handbrake CH 132567–		SE SIDA 28, 2-H13	1145
	–	–	–	–		Handbroms, mittplacerad	Handbrake, middle placed		SE SIDA 30, 2-H15	[illegible]

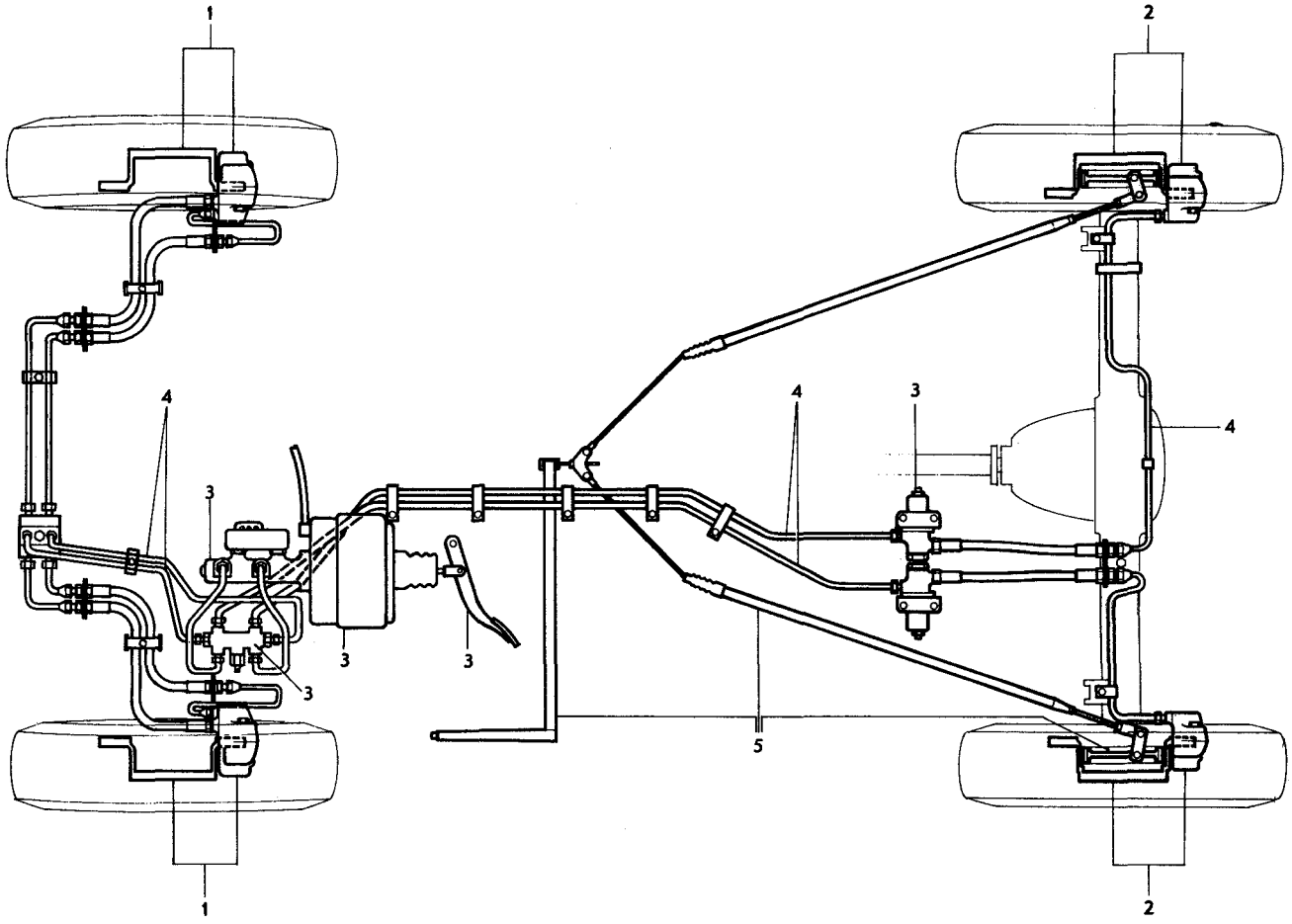

VOLVO
KA6596

Sida 4 Page | Grupp 5 Group | Framhjulsbroms CH–52789. | Front wheel brake CH–52789. | Illustration 15315 | 0100

1975-12

Pos. Fig.	Antal/Quantity 681 818	681 819			Detalj nr Part No	Benämning	Description	Sats Kit	Anmärkning Notes	
1	1	–	–	–		Framhjulsbroms, V, kmpl	Front wheel brake, L, cpl	8		1010
	–	1	–	–		Framhjulsbroms, H, kmpl	Front wheel brake, R, cpl	8		1020
	1	–	–	–	684432-8	•Framhjulsbroms, V	•Front wheel brake, L			1030
	–	1	–	–	684433-6	•Framhjulsbroms, H	•Front wheel brake, R			1040
2	1	1	–	–		••Hus, inre	••Caliper, inner	8		1050
3	1	1	–	–		••Hus, yttre	••Caliper, outer	8		1060
4	2	2	–	–		••Gummiring	••Rubber ring	8		1070
5	4	4	–	–		••Skruv	••Screw	8		1080
6	3	3	–	–	678155-3	••Luftningsskruv	••Air venting screw	2		1090
7	4	4	–	–	678141-3	••Tätningsring	••Seal ring	S		1100
8	4	4	–	–	678142-1	••Kolv	••Piston	3		1110
9	4	4	–	–	678143-9	••Gummimanschett	••Rubber seal	S		1120
10	4	4	–	–	678144-7	••Låsring	••Circlip	S		1130
11	2	2	–	–	664821-6	••Pinne	••Pin	1		1140
12	2	2	–	–	664822-4	••Låsfjäder	••Lock spring	1		1150
13	2	2	–	–	670567-7	••Dämpfjäder	••Damping spring	1		1160
14	1	1	–	–	272566-1	•Bromsklotssats	•Brake pad kit		(272534)	1170
	2	2	–	–		••Bromsklots	••Brake pad	S		1170
x 14a	4	–	–	–	1228918-7	Mellanlägg	Spacer		2)	1180
15	3	3	–	–	656456-1	Gummikåpa	Rubber cap	S		1190
16	1	1	–	–		Spindel	Steering knuckle		SE GRUPP 6	1200
17	2	2	–	–	943506-6	Skruv	Screw	0		1210
18	1	–	–	–	675359-4	Skyddsplåt, V	Backing plate, L			1220
	–	1	–	–	675360-2	Skyddsplåt, H	Backing plate, R			1230
19	3	3	–	–	943090-1	Skruv	Screw	0		1240
20	3	3	–	–	955893-3	Bricka	Washer	0		1250
21	ERF	ERF	–	–		Justermellanlägg	Shim		CH 32400–52789.	1260
	–	–	–	–	682309-0	•Tj 0,2	•Th 0.2	2		1270
	–	–	–	–	682310-8	•Tj 0,4	•Th 0.4	2		1280
22	1	1	–	–	677438-4	Bromsskiva	Brake disc	3	CH–32399.	1290
	1	1	–	–	687308-7	Bromsskiva	Brake disc	3	CH 32400–52789.	1300
23	2	2	–	–	950047-1	Skruv	Screw	0		1310
	1	1	–	–	273071-1	Reparationssats	Repair kit	1		1320

2. Ej standardutrustning. Optional extra. N'est pas equipement standard. Nicht serienmässig. No forma parti del equipo standard.

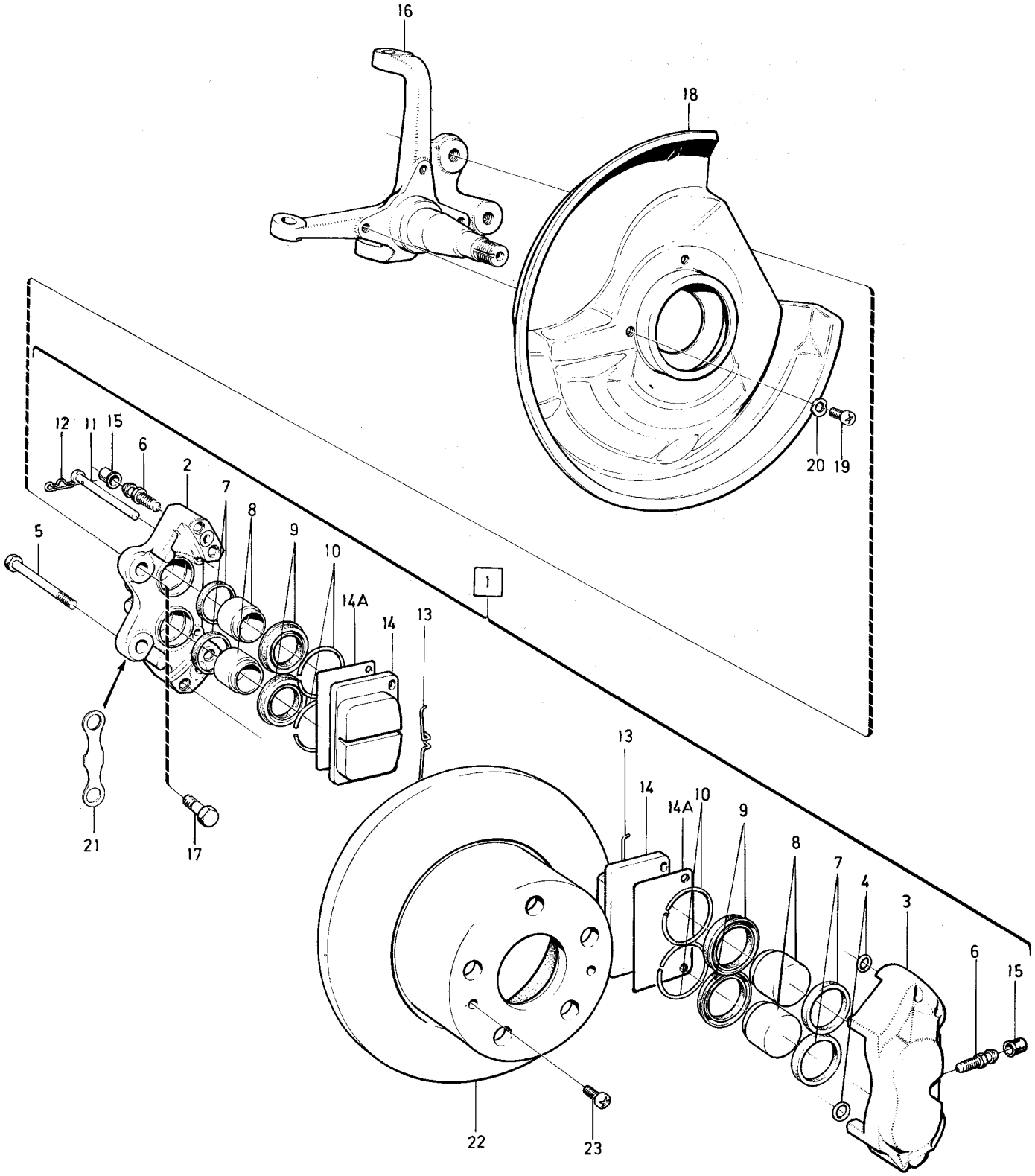

VOLVO PARTS
1 050 15315

Sida 6 Page | Grupp 5 Group | Framhjulsbroms CH 52790–. | Front wheel brake CH 52790–. | Illustration 15316 | 0150

1975-12

Pos. Fig.	Antal/Quantity				Detalj nr Part No	Benämning	Description	Sats Kit	Anmärkning Notes	
1	1	–	–	–	1212493-9	Framhjulsbroms, V	Front wheel brake, L		CH –105781. ERS AV	1010
									1 ST 1206496–0.	1011
	1	–	–	–	1206496-0	Framhjulsbroms, V	Front wheel brake, L		CH 105782–.	1013
	1	–	–	–	1212494-7	Framhjulsbroms, H	Front wheel brake, R		CH –105781. ERS AV	1020
									1 ST 1206497–8.	1021
	–	–	–	–	1206497-8	Framhjulsbroms, H	Front wheel brake, R		CH 105782–.	1023
2	2	–	–	–		•Hus, inre	•Caliper, inner	8		1030
3	2	–	–	–		•Hus, yttre	•Caliper, outer	8		1040
4	4	–	–	–		•Gummiring	•Rubberring	8		1050
5	8	–	–	–		•Skruv	•Screw	8		1060
6	6	–	–	–	686227-0	•Luftningsskruv	•Air venting screw	2		1070
7	8	–	–	–		•Tätningsring	•Seal ring	S		1
8	8	–	–	–	686226-2	•Kolv	•Piston	3		1090
9	8	–	–	–		•Gummimanschett	•Rubber seal	S		1100
10	1	–	–	–	272530-7	•Bromsklotssats	•Brake pad kit		CH –105781. ERS AV	1
									1 ST 272568–7	1111
	1	–	–	–	272568-7	•Bromsklotssats	•Brake pad kit		CH 105782–.	1113
	4	–	–	–		••Bromsklots	••Brake pad	8		1
11	4	–	–	–	688770-7	••Pinne	••Pin	S		1150
12	4	–	–	–	688769-9	••Spännfjäder	••Tensioner spring	1		1140
12a	4	–	–	–	1228589-6	Mellanlägg	Spacer		2)	1
13	6	–	–	–	656456-1	Gummikåpa	Rubber cap	1		1150
14	2	–	–	–		Spindel	Steering knuckle		SE GRUPP 6	1160
15	4	–	–	–	943506-6	Skruv	Screw	0		1170
16	1	–	–	–	675359-4	Skyddsplåt, V	Backing plate, L			1180
	1	–	–	–	675360-2	Skyddsplåt, H	Backing plate, R			1190
17	6	–	–	–	943090-1	Skruv	Screw	0		1200
18	6	–	–	–	955893-3	Fjädrande bricka	Resilient washer	0		1210
19	2	–	–	–	688950-5	Bromsskiva	Brake disc	3		1220
20	4	–	–	–	950047-1	Skruv	Screw	0		1230
	2	–	–	–	272533-1	Reparationssats	Repair kit	1		1240

2. Ej standardutrustning. Optional extra. N'est pas equipement standard. Nicht serienmässig. No forma parti del equipo standard.

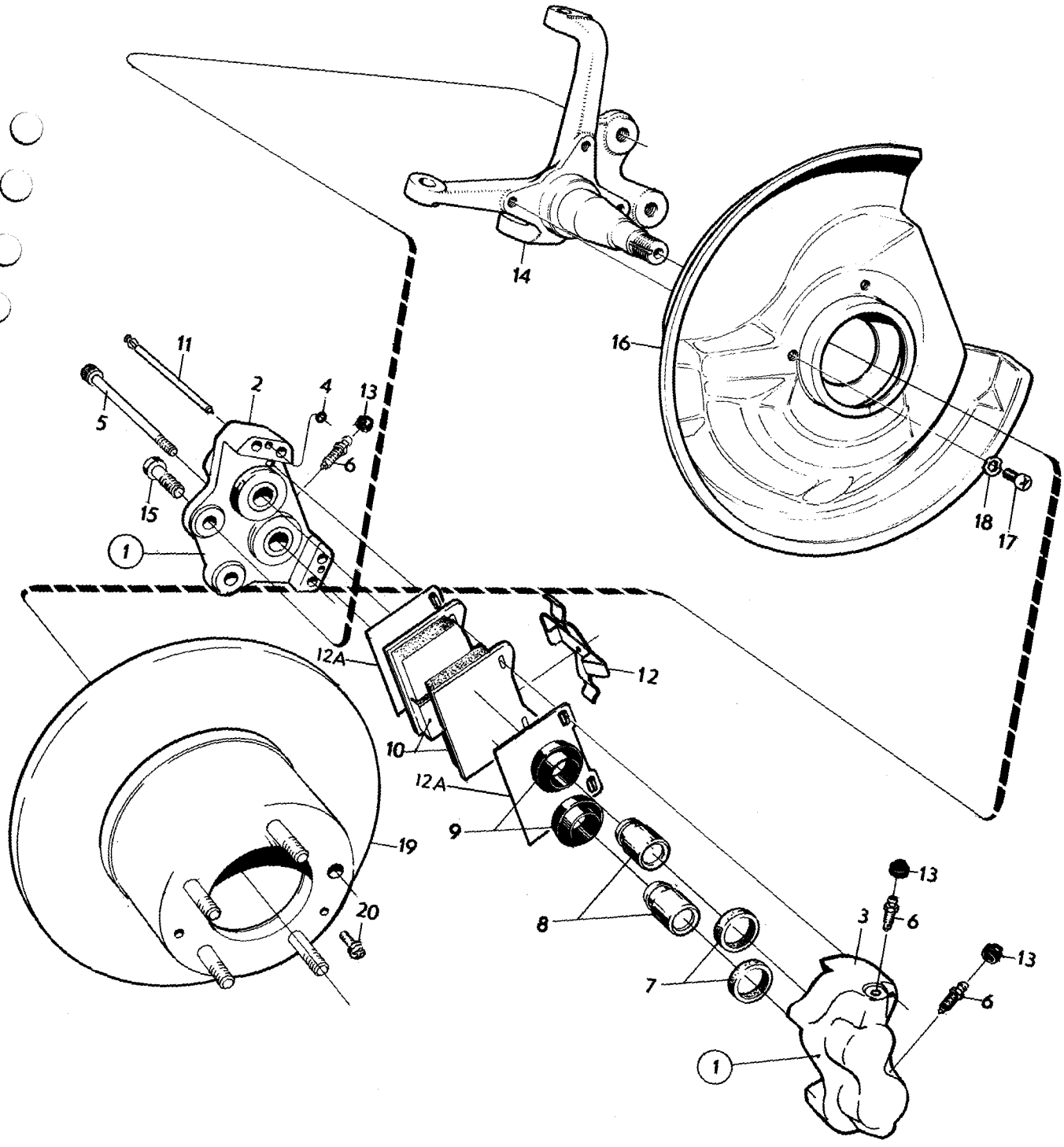

VOLVO PARTS
1 050 15316

Sida 8 Page — Grupp 5 Group — Bakhjulsbroms CH–12199 — Rear wheel brake CH–12199. — Illustration 11104 — 0200 — 1975-12

Pos. Fig.	Antal/Quantity 683 237	683 238			Detalj nr Part No	Benämning	Description	Sats Kit	Anmärkning Notes	
1	1	–	–	–		Bakhjulsbroms, V, kmpl	Rear wheel brake, L, cpl	8		1010
	–	1	–	–		Bakhjulsbroms, H, kmpl	Rear wheel brake, R, cpl	8		1020
	1	–	–	–	684426-0	•Bakhjulsbroms, V	•Rear wheel brake, L			1030
	–	1	–	–	684427-8	•Bakhjulsbroms, H	•Rear wheel brake, R			1040
2	1	1	–	–		••Hus, inre	••Caliper, inner	8		1050
3	1	1	–	–		••Hus, yttre	••Caliper, outer	8		1060
4	1	1	–	–		••Gummiring	••Rubber ring	8		1070
5	3	3	–	–		••Skruv	••Screw	8		1080
6	1	1	–	–	678155-3	••Luftningsskruv	••Air venting screw	2		1090
7	2	2	–	–	678141-3	••Tätningsring	••Seal ring	S		1100
8	2	2	–	–	680517-0	••Kolv	••Piston	S		1110
9	2	2	–	–	678143-9	••Gummimanschett	••Rubber seal	S		1120
10	2	2	–	–	678144-7	••Låsring	••Circlip	S		1130
11	2	2	–	–	678145-4	••Pinne	••Pin	S		1140
12	2	2	–	–	678146-2	••Låsfjäder	••Lock spring	1		1150
13	2	2	–	–	678147-0	••Dämpfjäder	••Damping spring	1	ALT 1	1160
	2	2	–	–	1212207-3	••Dämpfjäder	••Damping spring		ALT 2	1170
14	1	1	–	–	272567-9	•Bromsklotssats	•Brake pad kit		(272535)	1175
	2	2	–	–		••Bromsklots	••Brake pad	8		1180
15	4	4	–	–	686748-5	•Mellanlägg	•Spacer	2		1190
16	1	1	–	–	656456-1	Gummikåpa	Rubber cap	S		1200
17	1	1	–	–		Konsol	Bracket		SE GRUPP 4	1210
18	1	–	–	–	680819-0	Skyddsplåt, V	Backing plate, L		ERS AV 1 ST 687368–1.	1220
	–	1	–	–	680820-8	Skyddsplåt, H	Backing plate, R		ERS AV 1 ST 687369–9.	1230
19	4	4	–	–		Skruv	Bolt		SE GRUPP 4	1240
20	4	4	–	–		Fjädrande bricka	Resilient washer		SE GRUPP 4	1250
21	4	4	–	–		Mutter	Nut		SE GRUPP 4	1260
22	4	4	–	–	943507-4	Skruv	Screw	0		1270
23	1	1	–	–	676812-1	Bromsskiva	Brake disc	3		1280
24	2	2	–	–	940045-8	Skruv	Screw	0		1290
	1	1	–	–	273072-9	Reparationssats	Repair kit	1		1300

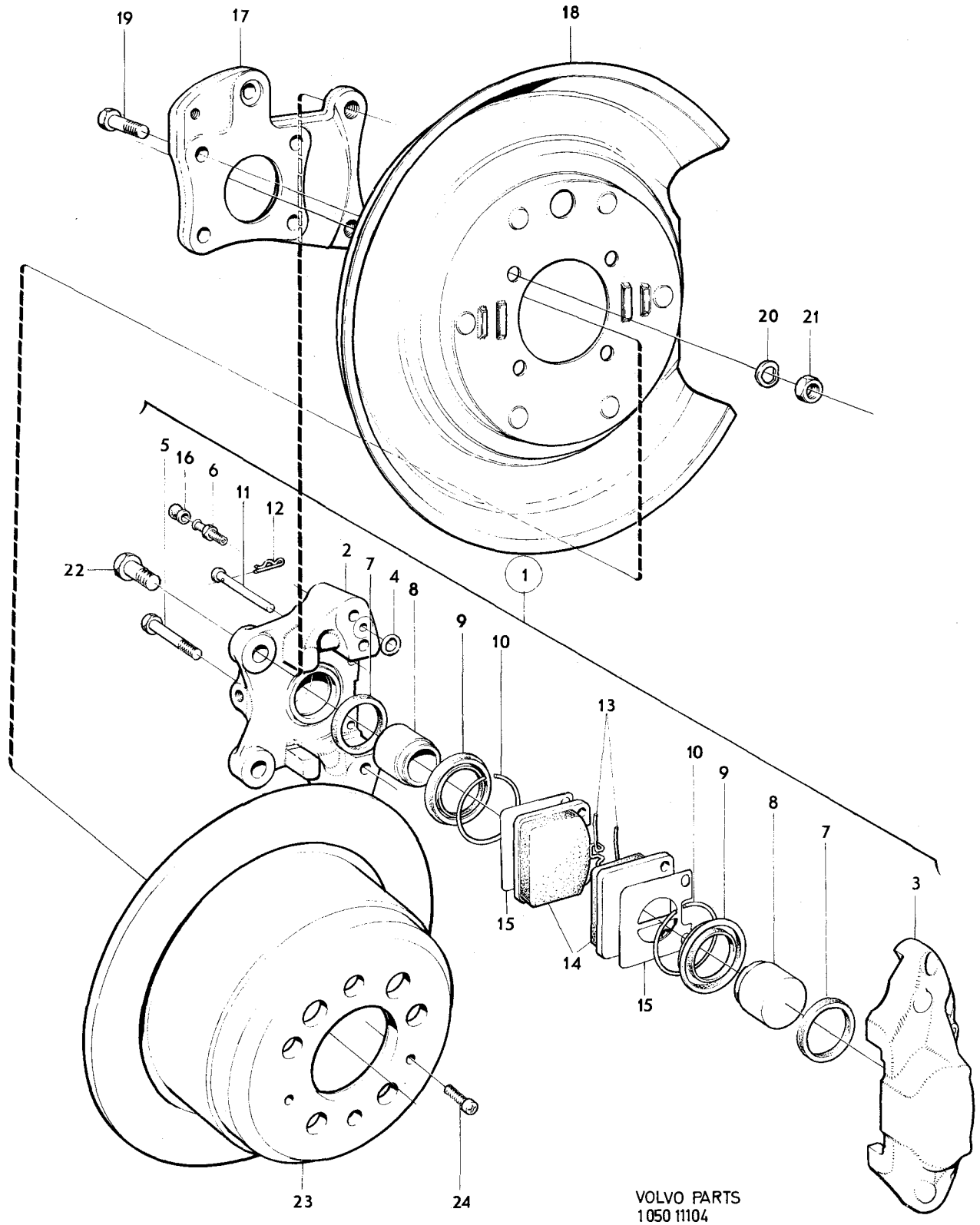

VOLVO PARTS
1050 11104

Sida 10 Page | Grupp 5 Group | Bakhjulsbroms CH 12200–52789 | Rear wheel brake CH 12200–52789 | Illustration 11104 | 1975-12 | 0225

Pos. Fig.	Antal/Quantity 683 237	683 238			Detalj nr Part No	Benämning	Description	Sats Kit	Anmärkning Notes	
1	1	–	–	–		Bakhjulsbroms, V, kmpl	Rear wheel brake, L, cpl	8		0020
	–	1	–	–		Bakhjulsbroms, H, kmpl	Rear wheel brake, R, cpl	8		0040
	1	–	–	–		•Bakhjulsbroms, V	•Rear wheel brake, L	8	CH –32410. ERS AV	0060
									1 ST 685324–6.	0080
x	1	–	–	–	1206525-6	•Bakhjulsbroms, V	•Rear wheel brake, L		(685324). CH 32411–.	0100
	–	1	–	–		•Bakhjulsbroms, H	•Rear wheel brake, R	8	CH –32410. ERS AV	0120
									1 ST 685325–3.	0140
x	–	1	–	–	1206526-4	•Bakhjulsbroms, H	•Rear wheel brake, R		(685325). CH 32411–.	0160
2	1	1	–	–		••Hus, inre	••Caliper, inner	8		0180
3	1	1	–	–		••Hus, yttre	••Caliper, outer	8		0200
4	1	1	–	–		••Gummiring	••Rubber ring	8		0220
5	3	3	–	–		••Skruv	••Screw	8		0240
6	1	1	–	–	678155-3	••Luftningsskruv	••Air venting screw			0260
7	2	2	–	–	664816-6	••Tätningsring	••Seal ring	S		0280
8	2	2	–	–		••Kolv	••Piston	8	(680259). CH –32410.	0300
	2	2	–	–	685331-1	••Kolv	••Piston		CH 32411–.	0320
9	2	2	–	–	680531-1	••Gummimanschett	••Rubber seal	S		0340
10	2	2	–	–	680532-9	••Låsring	••Circlip	S		0360
11	2	2	–	–	678145-4	••Pinne	••Pin			0380
12	2	2	–	–	678146-2	••Låsfjäder	••Lock spring			0400
13	2	2	–	–	678147-0	••Dämpfjäder	••Damping spring		ALT 1	0420
	2	2	–	–	1212207-3	••Dämpfjäder	••Damping spring		ALT 2	0440
14	1	1	–	–	272567-9	•Bromsklotssats	•Brake pad kit			0460
	2	2	–	–		••Bromsklots	••Brake pad	8		0480
15	2	2	–	–	681456-0	•Mellanlägg	•Spacer		CH –32410.	0500
	2	2	–	–	685332-9	•Mellanlägg	•Spacer		CH 32411–.	0520
16	1	1	–	–	656456-1	Gummikåpa	Rubber cap			0540
17	1	1	–	–		Konsol	Bracket		SE GRUPP 4	0560
18	1	–	–	–	680819-0	Skyddsplåt, V	Backing plate, L		CH –23973. ERS AV	0580
									1 ST 687368–1.	0600
	1	–	–	–	687368-1	Skyddsplåt, V	Backing plate, L		CH 23974–. ERS AV	0620
									1 ST 1212114–1,	0640
									1 ST 1212113–3,	0660
									1 ST 955549–1,	0680
									1 ST 941909–4.	0700
	–	1	–	–	680820-8	Skyddsplåt, H	Backing plate, R		CH –23973. ERS AV	0720
									1 ST 687369–9.	0740
	–	1	–	–	687369-9	Skyddsplåt, H	Backing plate, R		CH 23974–.	0760
19	4	4	–	–		Skruv	Bolt		SE GRUPP 4	0780
20	4	4	–	–		Fjädrande bricka	Resilient washer		SE GRUPP 4	0800
21	4	4	–	–		Mutter	Nut		SE GRUPP 4	0820
22	2	2	–	–	943507-4	Skruv	Screw			0840
23	1	1	–	–	676812-1	Bromsskiva	Brake disc			0860
24	2	2	–	–	940045-8	Skruv	Screw			0880
	1	1	–	–	273114-9	Reparationssats	Repair kit			0900

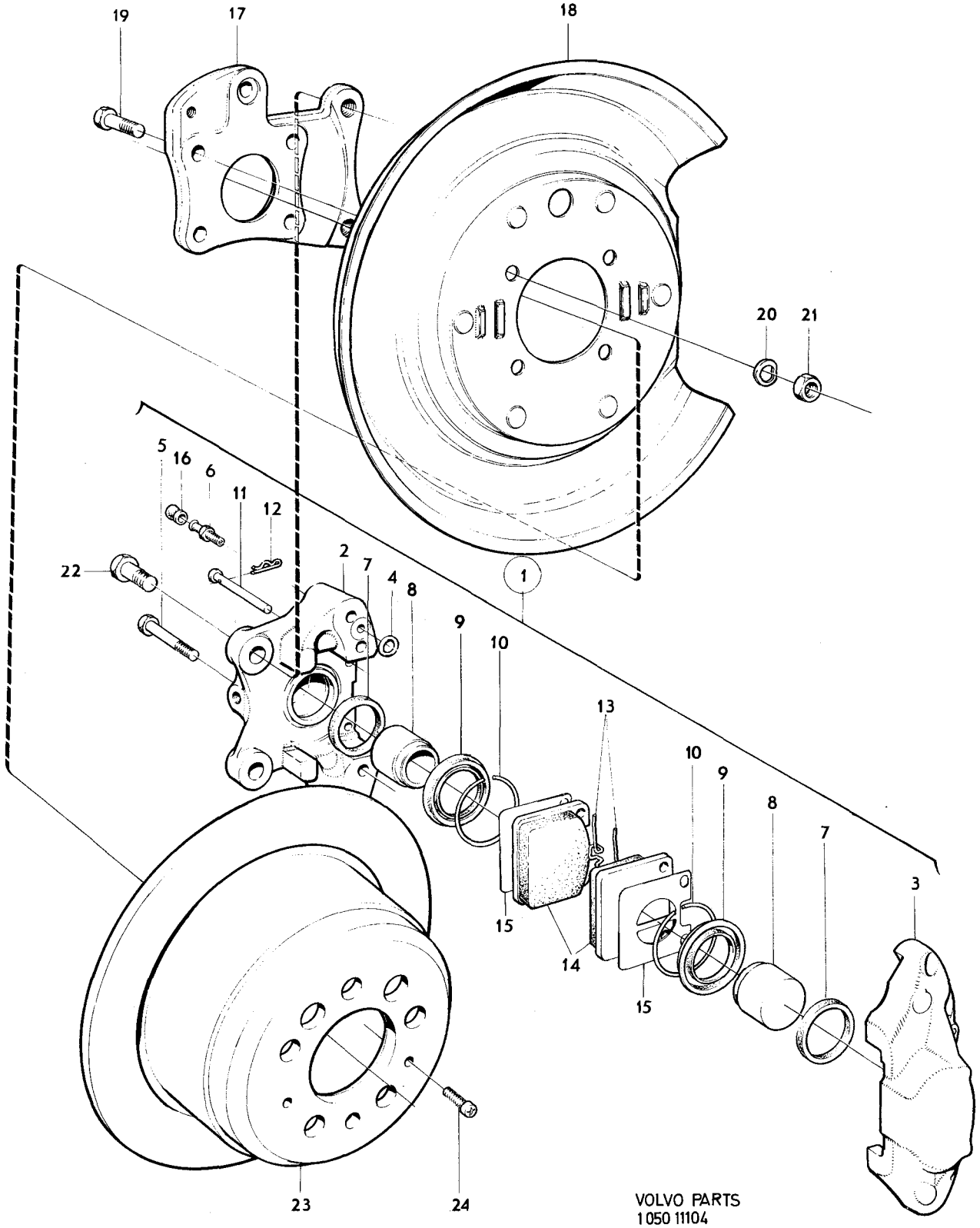
19
17
18
20
21
5
16
6
11
12
22
2
7
4
8
9
10
1
13
10
9
8
7
3
15
14
15
23
24
VOLVO PARTS
1050 11104

Sida 12 Page | Grupp 5 Group | Bakhjulsbroms CH 52790–132566 | Rear wheel brake CH 52790–132566 | Illustration 15317 | 1975-12 | 0250

Pos. Fig.	Antal/Quantity				Detalj nr Part No	Benämning	Description	Sats Kit	Anmärkning Notes	
1	1	–	–	–	1212070-5	Bakhjulsbroms, V	Rear wheel brake, L		CH –105781. ERS AV 1 ST 1206494–5.	1010 1011
	1	–	–	–	1206494-5	Bakhjulsbroms, V	Rear wheel brake, L		CH 105782–.	1013
	1	–	–	–	1206495-2	Bakhjulsbroms, H	Rear wheel brake, R			1023
2	2	–	–	–		•Hus, inre	•Caliper, inner	8		1030
3	2	–	–	–		•Hus, yttre	•Caliper, outer	8		1040
4	4	–	–	–		•Gummiring	•Rubber ring	8		1050
5	8	–	–	–		•Skruv	•Screw	8		1060
6	2	–	–	–	686234-6	•Luftningsskruv	•Air venting screw	2		1070
7	2	–	–	–		•Tätningsring	•Seal ring	S		1080
8	2	–	–	–	688739-2	•Kolv	•Piston	3		1090
9	2	–	–	–		•Gummimanschett	•Rubber seal	S		1100
10	2	–	–	–		•Spännring	•Tensioner ring			1110
11	1	–	–	–	272531-5	•Bromsklotssats	•Brake pad kit		CH –105781. ERS AV 1 ST 272569–5.	1120 1121
	1	–	–	–	272569-5	•Bromsklotssats	•Brake pad kit		CH 105782–	1123
	4	–	–	–		••Bromsklots	••Brake pad	8		1130
12	4	–	–	–	686236-1	••Pinne	••Pin	S		1140
13	2	–	–	–	686235-3	••Spännfjäder	••Tensioner spring	1		1150
x 13a	4	–	–	–	1228590-4	Mellanlägg	Spacer		2)	1155
14	2	–	–	–	656456-1	Gummikåpa	Rubber cap	S		1160
15	2	–	–	–		Konsol	Bracket		SE GRUPP 4	1170
16	1	–	–	–	687368-1	Skyddsplåt, V	Backing plate, L	8	1) CH –55507 ERS AV 1 ST 1212114–1, 1 ST 1212113–3, 1 ST 955549–1, 1 ST 941909–4.	1180 1181 1182 1183 1184
	1	–	–	–	1206482-0	Skyddsplåt, V	Backing plate, L			1195
	1	–	–	–	687369-9	Skyddsplåt, H	Backing plate, R	8	1) CH–55507.	1200
	1	–	–	–	1212115-8	Skyddsplåt, H	Backing plate, R		CH 55508–97099 ERS AV 1 ST 1206483–8.	1210 1211
	1	–	–	–	1206483-8	Skyddsplåt, H	Backing plate, R		CH 97100–.	1215
17	8	–	–	–		Skruv	Screw		SE GRUPP 4	1220
18	8	–	–	–		Fjädrande bricka	Resilient washer		SE GRUPP 4	1230
19	8	–	–	–		Mutter	Nut		SE GRUPP 4	1240
20	4	–	–	–	943507-4	Skruv	Screw		7/16UNF–30	1250
21	2	–	–	–	676812-1	Bromsskiva	Brake disc	3		1260
22	4	–	–	–	940045-8	Skruv	Screw		1/4UNC–13	1270
	2	–	–	–	272527-3	Reparationssats	Repair kit	1		1280

1. Vid byte från 687368 och 687369 till 1212114 0ch 1212115 måste även ankarbult 1212113, skruv 955549 och bricka 941909 monteras. When replacing 687368 and 687369 with 1212114 and 1212115 we would like to point out that anchorage bolt 1212113, screw 955549 and washer 941909 are also required. Lors de remplacement de 687368 et 687369 à 1212114 et 1212115 le boulon d'ancrage 1212113, la vis 955549 et la rondelle 941909 doivent même être montés. Werden die Teile 687368 und 687369 durch die Teile 1212114 und 1212115 ausgetauscht, müssen auch der Ankerbolzen 1212113 die Schraube 955549 und die scheibe 941909 montiert werden. Al hacer cambio de los 687368 y 687369 a los 1212114 y 1212115 deberán montarse los pernos de anclaje 1212113, tornillos 955549 y arande 941909.
2. Ej standardutrustning. Optional extra. N'est pas equipement standard. Nicht serienmässig. No forma parti del equipo standard.

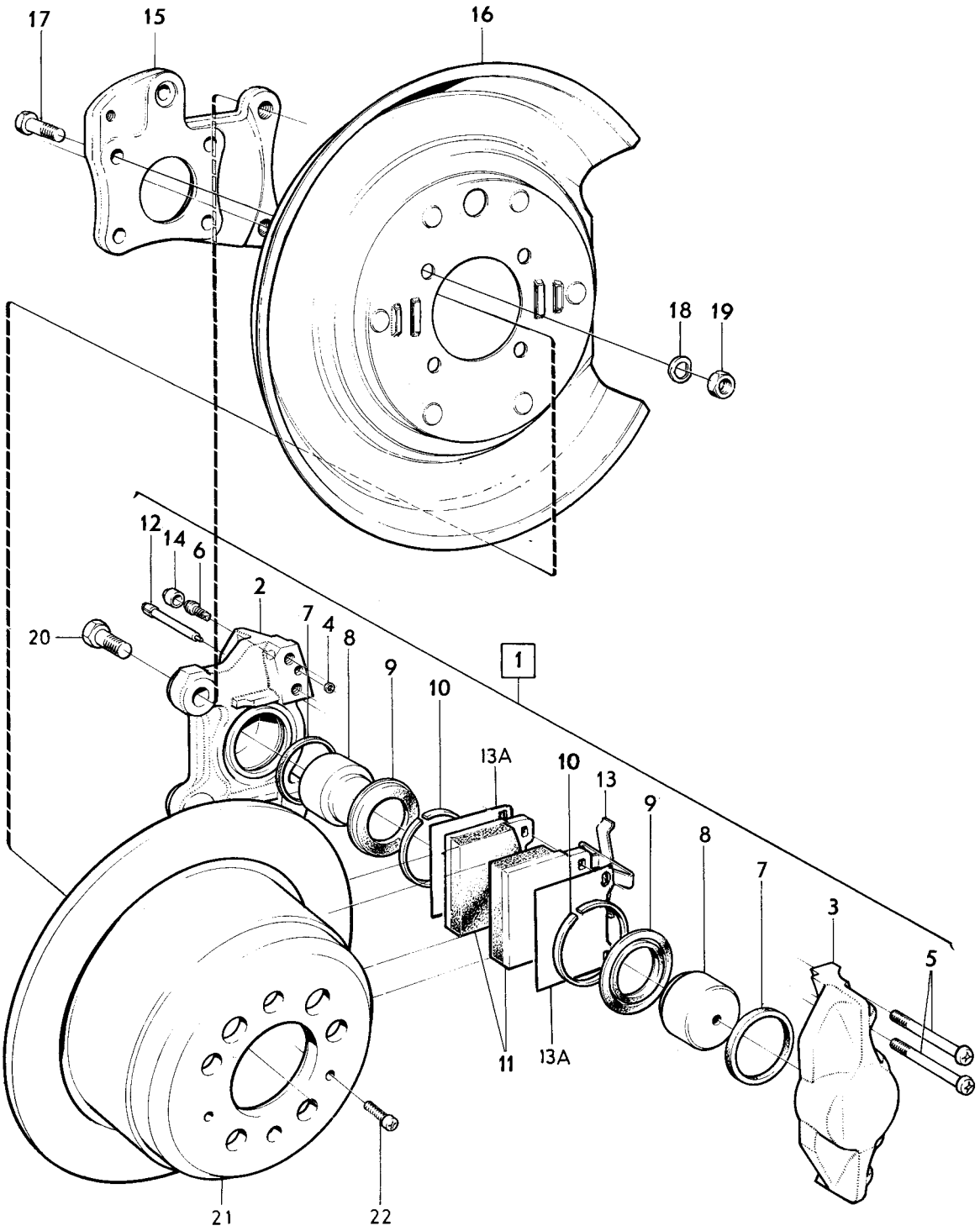

VOLVO PARTS
1 050 15317

Sida / Page	Grupp / Group	Bakhjulsbroms / Rear wheel brakes	Illustration	
14	5	CH 132567– / CH 132567–	15318	0275
			1975-12	

Pos. Fig.	Antal/Quantity				Detalj nr Part No	Benämning	Description	Sats Kit	Anmärkning Notes	
1	1	–	–	–	1207419-1	Bakhjulsbroms, V	Rear wheel brake, L			0020
	1	–	–	–	1207420-9	Bakhjulsbroms, H	Rear wheel brake, R			0040
2	2	–	–	–		•Hus,inre	•Caliper, inner	8		0060
3	2	–	–	–		•Hus,yttre	•Caliper, outer	8		0080
4	4	–	–	–		•Gummiring	•Rubber ring	8		0100
5	8	–	–	–		•Skruv	•Screw	8		0120
6	2	–	–	–	686234-6	•Luftningsskruv	•Air venting screw			0140
7	2	–	–	–		•Tätningsring	•Seal ring	S		0160
8	4	–	–	–	688739-2	•Kolv	•Piston			0180
9	4	–	–	–		•Gummimanschett	•Rubber seal	S		0200
10	4	–	–	–		•Spännring	•Tensioner ring	8		0220
11	4	–	–	–	1228352-9	•Pinne	•Pin	S		0240
12	2	–	–	–	1228351-1	•Spännfjäder	•Tensioner spring			0260
13	1	–	–	–	272569-5	Bromsklotssats	Brake pad kit			0280
13a	4	–	–	–	1228590-4	Mellanlägg	Spacer		2)	0290
14	2	–	–	–	656456-1	Gummikåpa	Rubber cap	S		0300
15	2	–	–	–		Konsol	Bracket		SE GRUPP 4	0320
16	1	–	–	–	1205785-7	Skyddsplåt, V	Backing plate, L			0340
	1	–	–	–	1205786-5	Skyddsplåt, H	Backing plate, R			0360
17	8	–	–	–		Skruv	Screw		SE GRUPP 4	0380
18	8	–	–	–		Fjädrande bricka	Resilient washer		SE GRUPP 4	0400
19	8	–	–	–		Mutter	Nut		SE GRUPP 4	0420
20	4	–	–	–	947327-3	Skruv	Screw		M10X30	0440
21	2	–	–	–	1205782-4	Bromsskiva	Brake disc			0460
22	2	–	–	–	956092-1	Skruv	Screw		M6X12	0480
	2	–	–	–	272527-3	Reparationssats	Repair kit			0500

2. Ej standardutrustning. Optional extra. N'est pas equipement standard. Nicht serienmässig. No forma parti del equipo standard.

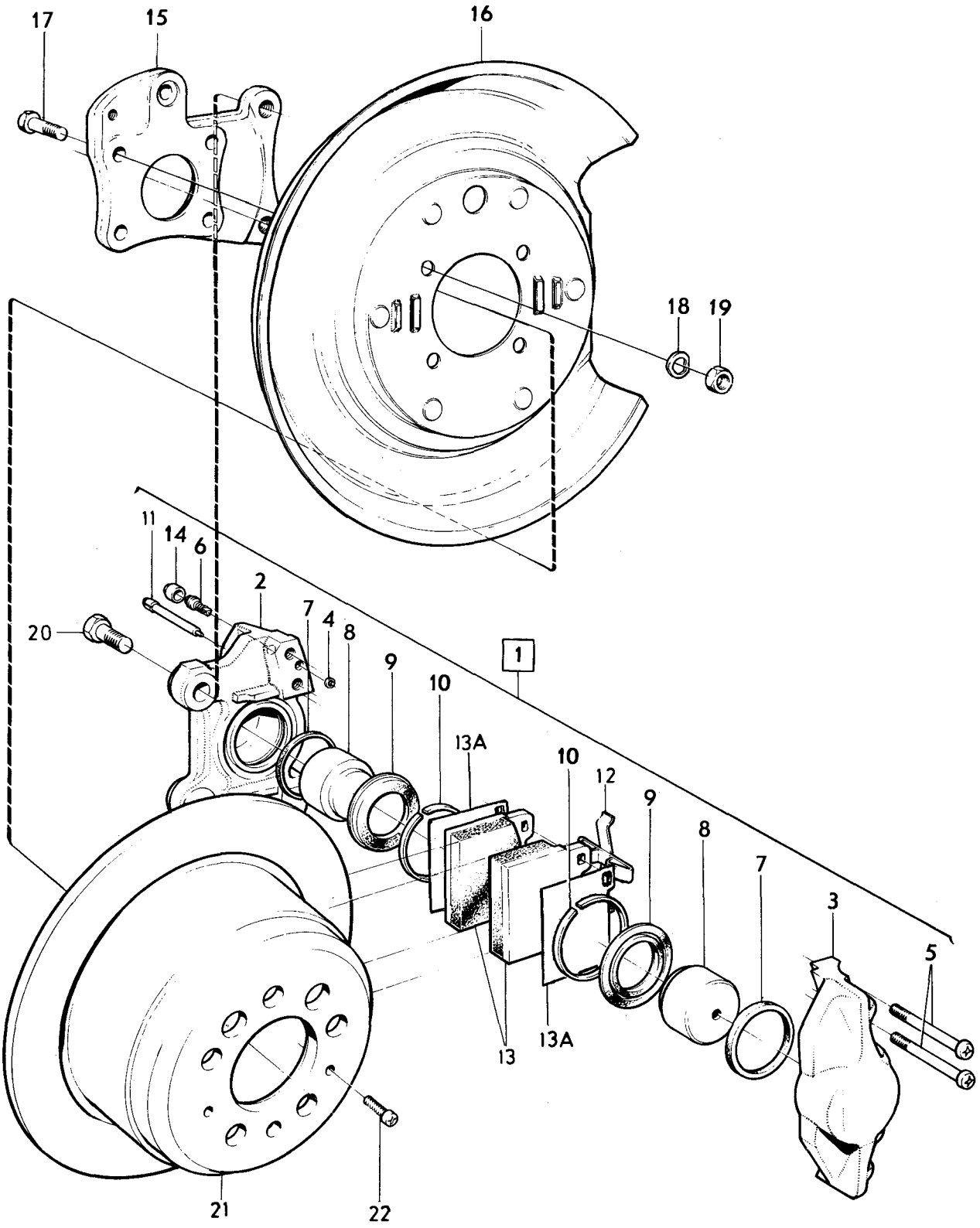

VOLVO PARTS
1 050 15318

Sida 16 Page | Grupp 5 Group | Komplettenheter Complete units | Illustration 15319 | 0300

1975-12

Pos. Fig.	Antal/Quantity VST	HST			Detalj nr Part No	Benämning	Description	Sats Kit	Anmärkning Notes	
1	1	1	–	–	678920-0	Vakuumbromscylinder	Vacuum brake cylinder	3		1010
	–	–	–	–		•Det sida 34, 2-H19	•Comps. page 34, 2-H19			1020
2	–	1	–	–		Konsol	Bracket		SE SIDA 38, 2-H23	1030
3	–	1	–	–	680121-1	Stöd	Support			1040
4	–	2	–	–	941140-6	Mutter	Nut	0		1050
5	–	2	–	–	192287-1	Bricka	Washer	0		1060
6	–	2	–	–	955513-7	Skruv	Screw	0		1070
7	4	4	–	–	941907-8	Fjädrande bricka	Spring washer	0		1080
8	4	4	–	–	955847-9	Mutter	Nut	0		1090
9	890	890	–	–	947922-1	Gummislang	Rubber hose		(493211) B30A.	1100
									CH–132566	1105
	725	725	–	–	947922-1	Gummislang	Rubber hose		B30E. CH–132566	1110
10	1	1	–	–	680476-9	Backventil	Check valve		CH–132566	1120
11	100	100	–	–	947922-1	Gummislang	Rubber hose		B30A. CH–132566	1130
	350	350	–	–	947922-1	Gummislang	Rubber hose		B30E. CH–132566	1135
12	4	4	–	–	945754-0	Slangklammer	Hose clip		CH–132566	1140
13	1	1	–	–	943423-4	Klammer	Clip		CH–132566	1150
14	1	1	–	–	943199-0	Nippel	Nipple		CH–132566	1160
15	1	1	–	–	680906-5	Gummiring	Rubber ring	S		1170
16	1	1	–	–	678921-8	Tandemhuvudcylinder	Tandem master cylinder		15/16'' CH–79021. ERS AV 1 ST 673766–2.	1180 1185
	1	1	–	–	673766-2	Tandemhuvudcylinder	Tandem master cylinder		7/8'' CH 79022–.	1190
	–	–	–	–		•Det sida 32, 2-H17	•Comps. page 32, 2-H17			1195
17	2	2	–	–	955921-2	Fjäderbricka	Spring washer	0		1200
18	2	2	–	–	955782-8	Mutter	Nut	0		1210
19	1	1	–	–	680548-5	Bromsvätskebehållare	Brake fluid container		ERS AV 1 ST 1221465–6	1220
	1	1	–	–		•Behållare	•Container	8		1230
20	1	1	–	–	681659-9	•Sil	•Filter			1240
21	1	1	–	–	681660-7	•Lock	•Filter cap			1250
22	2	2	–	–	678237-9	Muff	Connector			1260
23	1	1	–	–	680635-0	Varningsventil	Warning valve	3		1270
24	1	–	–	–	679938-1	Kontakt	Contact	2		1280
25	1	1	–	–	958246-1	Skruv	Screw			1290
26	1	1	–	–	1221824-4	Vacuumpump	Vacuumpump		CH 132567–.	1291
	–	–	–	–		•Det sida 36, 2-H21	•Comps. page 36, 2-H21			1292
27	2	2	–	–	1218517-9	Packning	Gasket		CH 132567–.	1293
28	1	1	–	–	1218534-4	Mellanlägg	Spacer		CH 132567–.	1294
29	2	2	–	–	940135-7	Skruv	Screw		CH 132567–.	1295
30	110	110	–	–	947908-0	Gummislang	Rubber hose		CH 132567–.	1296
31	1	1	–	–	1228272-9	Backventil	Check valve		CH 132567–.	1297
32	60MM	60MM	–	–	947908-0	Gummislang	Rubber hose		CH 132567–.	1300
33	1	1	–	–	1221906-9	T–rör	T–tube		CH 132567–.	1310
34	370	370	–	–	947908-0	Gummislang	Rubber hose		CH 132567–.	1320
35	2	2	–	–	943471-3	Slangklammer	Hose clip		CH 132567–.	1330
36	815	815	–	–	947922-1	Gummislang	Rubber hose		CH 132567–.	1340
37	2	2	–	–	943472-1	Slangklammer	Hose clips		CH 132567–.	1350
38	1	1	–	–		Nippel	Nipple		SE POS 14	1360
39	1	1	–	–		Insugningsrör	Induction manifold		SE GRUPP 2A	1370
40	1	1	–	–		Gummislang	Rubber hose		SE GRUPP 9	1375
41	1	1	–	–		Bromspedal med monteringsdetaljer	Brakepedal with installation components		SE SIDA 38, 2-H23	1380 1385
42	1	1	–	–	680344-9	Bromsventil, V	Brake valve, L		CH–12199	1390
	1	1	–	–	677588-6	Bromsventil, V	Brake valve, L		CH 12200–74449.	1395
43	1	1	–	–	680345-6	Bromsventil, H	Brake valve, R		CH–12199	1400
	1	1	–	–	677589-4	Bromsventil, H	Brake valve, R		CH 12200–74449	1410
44	1	1	–	–	273090-1	•Reparationssats	•Repair kit			1420
45	2	2	–	–	1212476-4	Bromsventil	Brake valve		CH 74450–132566.	1430
	2	2	–	–	1205899-6	Bromsventil	Brake valve		CH 132567–.	1440
46	1	1	–	–	1212232-1	Konsol	Bracket		CH 74450–132566.	1450
	1	1	–	–	1221757-6	Konsol	Bracket		CH 132567–.	1460
47	2	2	–	–	940113-4	Skruv	Screw		CH 74450–132566.	1470
	2	2	–	–	940199-3	Skruv	Screw		CH 132567–.	1480
48	2	2	–	–	941907-8	Fjädrande bricka	Resilient washer		CH 74450–.	1490

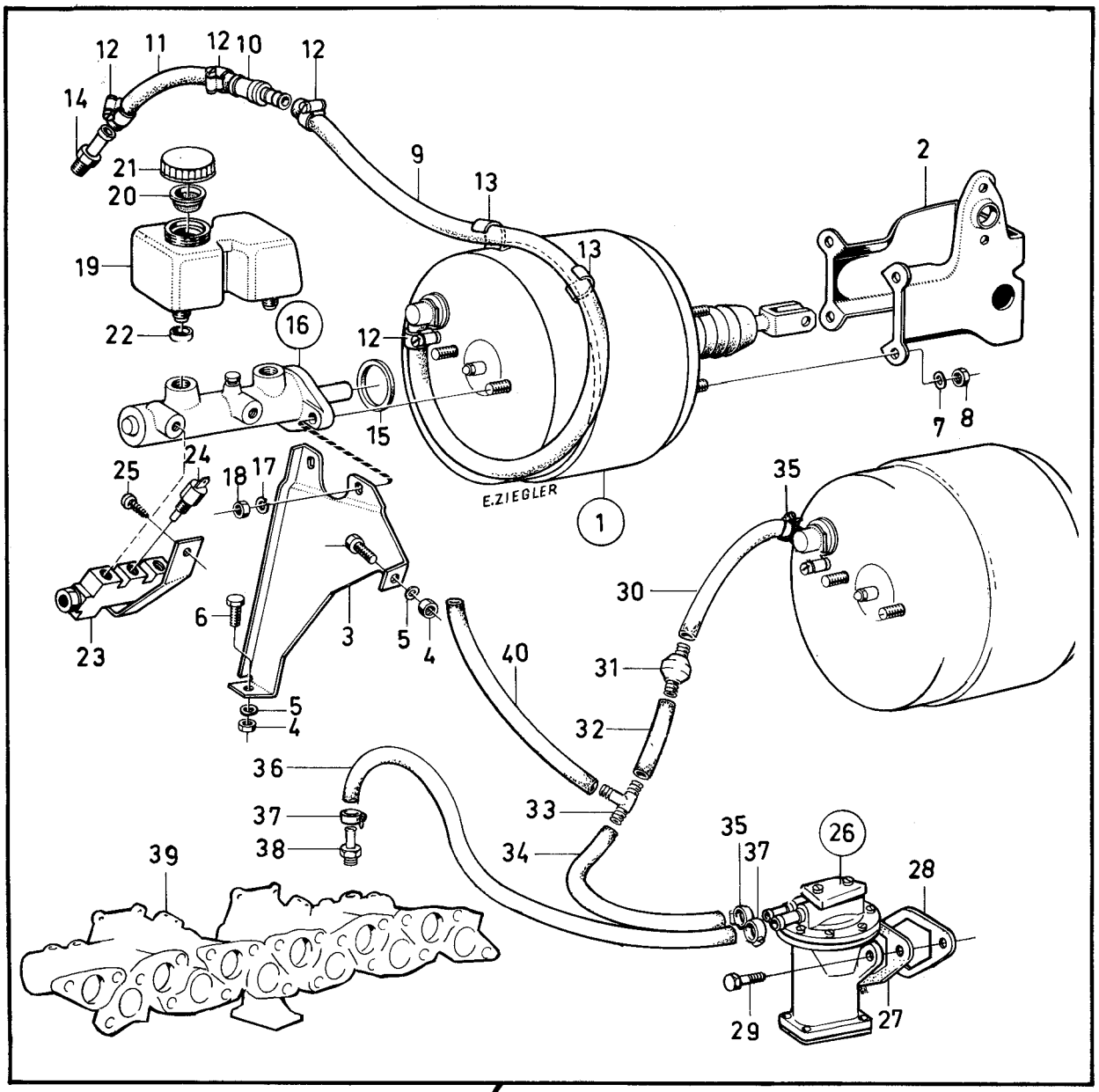

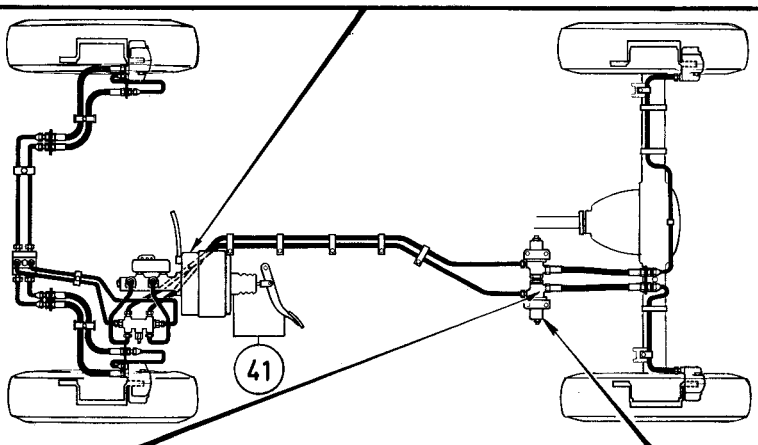

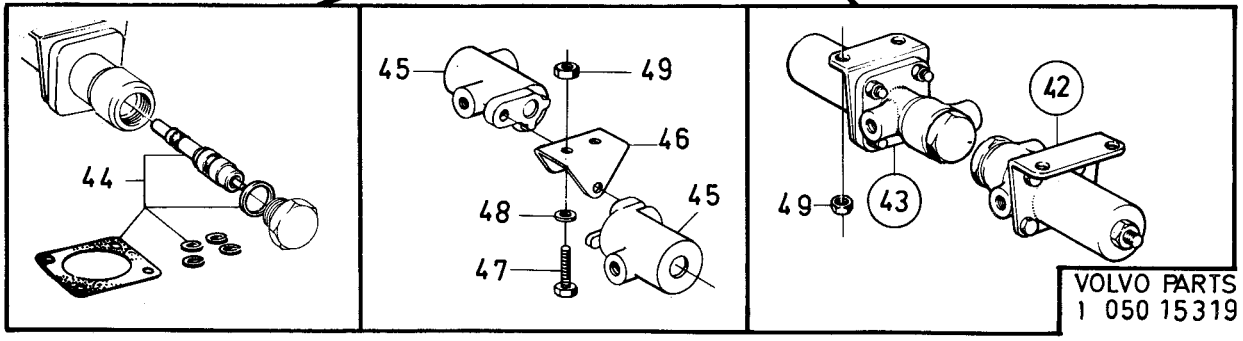

VOLVO PARTS
1 050 15319

Sida 18 Page | Grupp 5 Group | Komplettenheter Complete units | Illustration 15319 | 1975-12 | 0300

Pos. Fig.	Antal/Quantity VST	HST			Detalj nr Part No	Benämning	Description	Sats Kit	Anmärkning Notes	
49	4	4	–	–	950353-3	Mutter	Nut		CH–74449.	1500
	2	2	–	–	950353-3	Mutter	Nut		CH 74450–132566.	1510
	2	2	–	–	963106-0	Mutter	Nut		CH 132567–.	1520

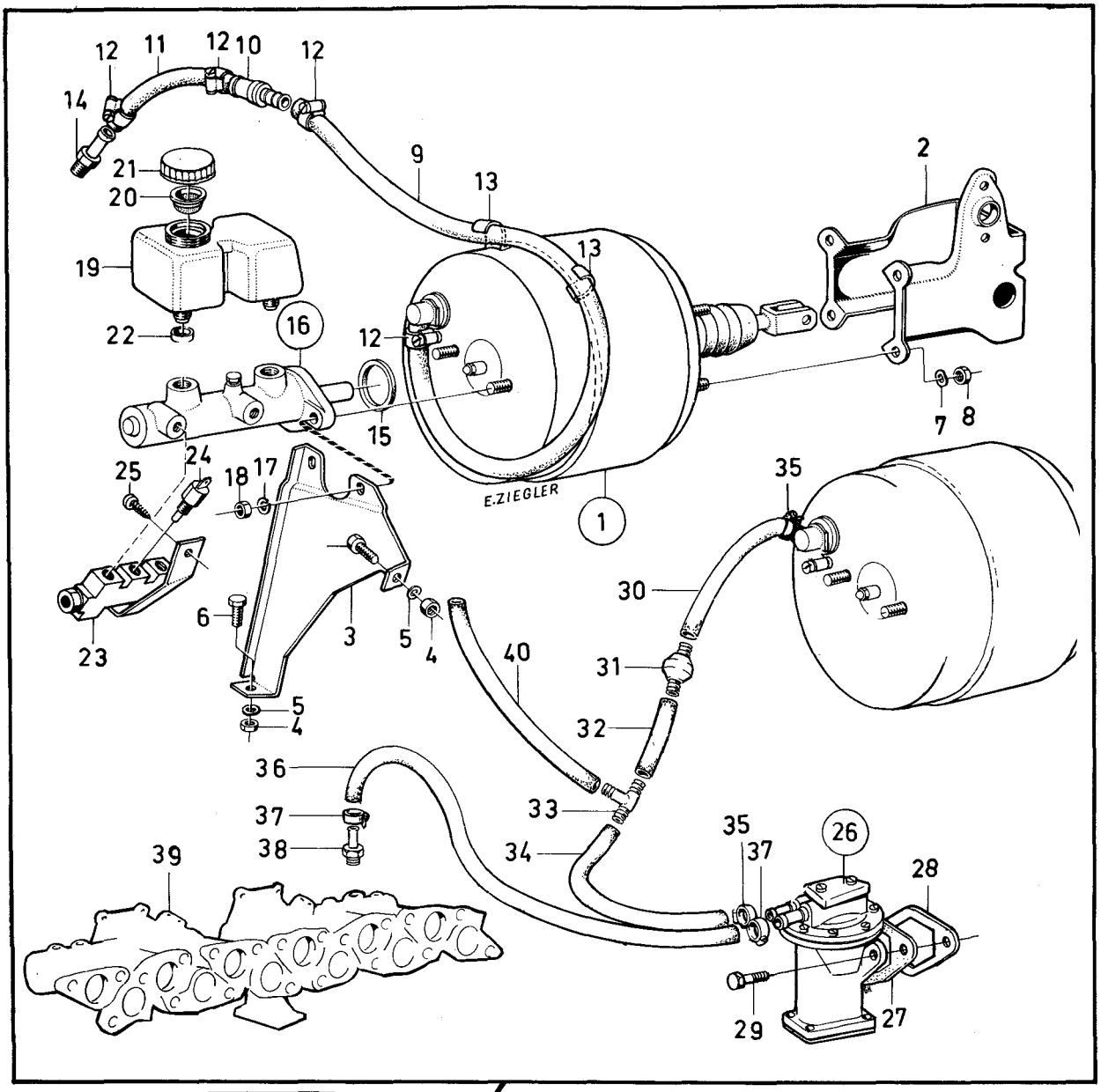

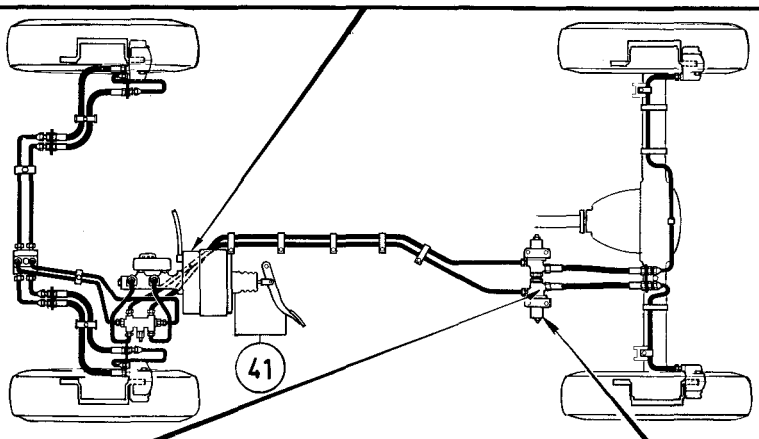

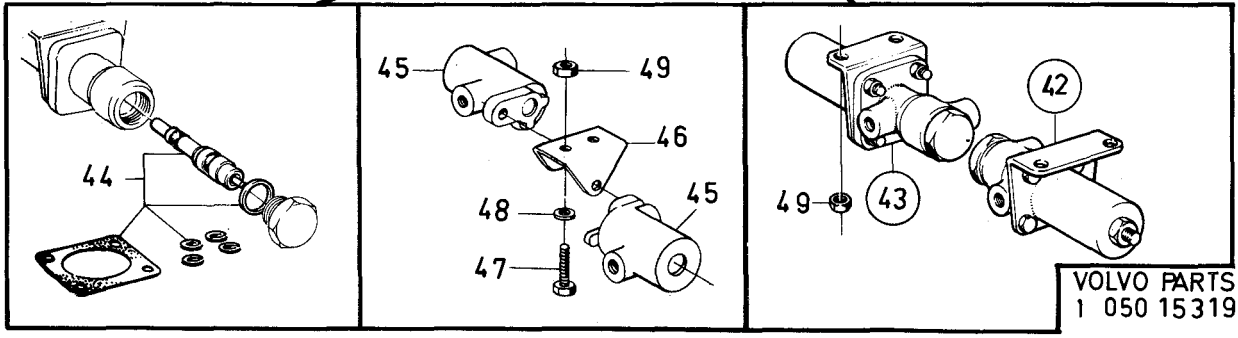

VOLVO PARTS
1 050 15319

Sida 20 Grupp 5 Rörledningar Pipe lines Illustration 15320 0350
Page Group 1975-12

Pos. Fig.	Antal/Quantity VST	HST			Detalj nr Part No	Benämning	Description	Sats Kit	Anmärkning Notes	
1	1	–	–	–	680589-9	Bromsrör	Brake pipe	3		1010
	–	1	–	–	680590-7	Bromsrör	Brake pipe	3		1020
2	1	–	–	–	680591-5	Bromsrör	Brake pipe	3		1030
	–	1	–	–	680592-3	Bromsrör	Brake pipe	3		1040
3	1	1	–	–	680581-6	Bromsrör	Brake pipe	3		1050
4	1	1	–	–	680582-4	Bromsrör	Brake pipe	3		1060
5	1	1	–	–	677610-8	Sexvägsförgrening	Six-way union	3		1070
6	1	1	–	–	958246-1	Skruv	Screw			1080
7	1	1	–	–	942895-4	Klammer	Clip	0		1090
8	1	1	–	–	190665-0	Skruv	Screw	0		1100
9	1	1	–	–	1206014-1	Bromsrör	Brake pipe		(680583). CH–74449.	1110
	1	1	–	–	1206065-3	Bromsrör	Brake pipe		CH 74450–.	1111
10	1	1	–	–	1206015-8	Bromsrör	Brake pipe		(680584). CH–74449.	1120
	1	1	–	–	1206066-1	Bromsrör	Brake pipe		CH 74450–.	1121
11	1	1	–	–	1206016-6	Bromsrör	Brake pipe		(680585). CH–74449.	1130
	1	1	–	–	1206067-9	Bromsrör	Brake pipe		CH 74450–.	1131
12	1	1	–	–	1206017-4	Bromsrör	Brake pipe		(680586). CH–74449.	1140
	1	1	–	–	1206068-7	Bromsrör	Brake pipe		CH 74450–.	1141
13	1	1	–	–	679643-7	Konsol, V	Bracket, L		EXCL USA, CAN CH 74450–.	1150
	1	1	–	–		Konsol, V	Bracket, L	8	USA, CAN CH 74450–.	1151
14	1	1	–	–	679644-5	Konsol, H	Bracket, R		EXCL USA, CAN CH 74450–.	1160
	1	1	–	–		Konsol, H	Bracket, R	8	USA, CAN CH 74450–.	1161
15	2	2	–	–		Skruv	Screw		SE GRUPP 8	1170
16	2	2	–	–	678923-4	Bromsslang	Brake hose	1		1180
17	2	2	–	–	678922-6	Bromsslang	Brake hose	1		1190
18	2	2	–	–	940280-1	Fjädrande bricka	Spring washer	0		1200
19	2	2	–	–	940154-8	Mutter	Nut	0		1210
20	4	4	–	–	942336-9	Fjädrande bricka	Spring washer	0		1220
21	4	4	–	–	955858-6	Mutter	Nut	0		1230
22	2	2	–	–	18651-0	Packning	Packing	0		1240
23	2	2	–	–	942895-4	Klammer	Clip	0		1250
24	2	2	–	–	190665-0	Skruv	Screw			1260
25	1	1	–	–	1212365-9	Bromsrör	Brake pipe	3		1280
26	1	1	–	–	1212366-7	Bromsrör	Brake pipe	3		1290
27	1	1	–	–	680587-3	Bromsrör	Brake pipe	3	CH–52789.	1300
	1	1	–	–	1212007-7	Bromsrör	Brake pipe		CH 52790–132566	1310
27a	1	1	–	–	687468-9	Bromsrör	Brake pipe		CH 52790–132566	1320
	1	1	–	–	1206630-4	Bromsrör	Brake pipe		CH 132567–	1325
28	1	1	–	–	680588-1	Bromsrör	Brake pipe	3	CH–52789.	1330
	1	1	–	–	1212006-9	Bromsrör	Brake pipe		CH 52790–132566	1340
28a	1	1	–	–	687469-7	Bromsrör	Brake pipe		CH 52790–132566	1350
	1	1	–	–	1206629-6	Bromsrör	Brake pipe		CH 132567–	1351
28c	2	2	–	–	18335-0	Klammer	Clip	0		1370
28d	2	2	–	–	190665-0	Skruv	Screw	0		1380
28e	2	2	–	–	955780-2	Mutter	Nut		CH 132567–	1385
29	5	5	–	–	677980-5	Klammer	Clamp		CH–132566	1390
29a	6	6	–	–	1221989-5	Klammer	Clamp		CH 132567–. DI–	1395
	–	–	–	–		.....	.....		2 ST 4,7, 1 ST 8,0	1396
	1	–	–	–	947685-4	Klammer	Clamp		CH 132567–. DI–	1397
	–	–	–	–		.....	.....		2 ST 4,7.	1398
30	1	1	–	–	192400-0	Skruv	Screw		CH–132566	1400
	4	4	–	–	190665-0	Skruv	Screw		CH–132566	1410
	5	5	–	–	960863-9	Skruv	Screw		CH 132567–	1415
31	2	2	–	–	670201-3	Bromsslang	Brake hose	1	CH–32399.	1420
	2	2	–	–	687309-5	Bromsslang	Brake hose		CH 32400–132566	1430
	2	2	–	–	1205977-0	Bromsslang	Brake hose		CH 132567–	1435
32	1	1	–	–	677540-7	Konsol	Bracket			1440
33	1	1	–	–	940155-5	Låsbricka	Lock washer	0		1450
34	1	1	–	–	955636-6	Skruv	Screw	0		1460
35	2	2	–	–	18651-0	Packning	Packing	0		1470
36	2	2	–	–	942336-9	Fjädrande bricka	Spring washer	0		1480
	2	2	–	–	946911-5	Bricka	Washer		CH 132567–	1485
37	2	2	–	–	955858-6	Mutter	Nut		CH–132566	1490

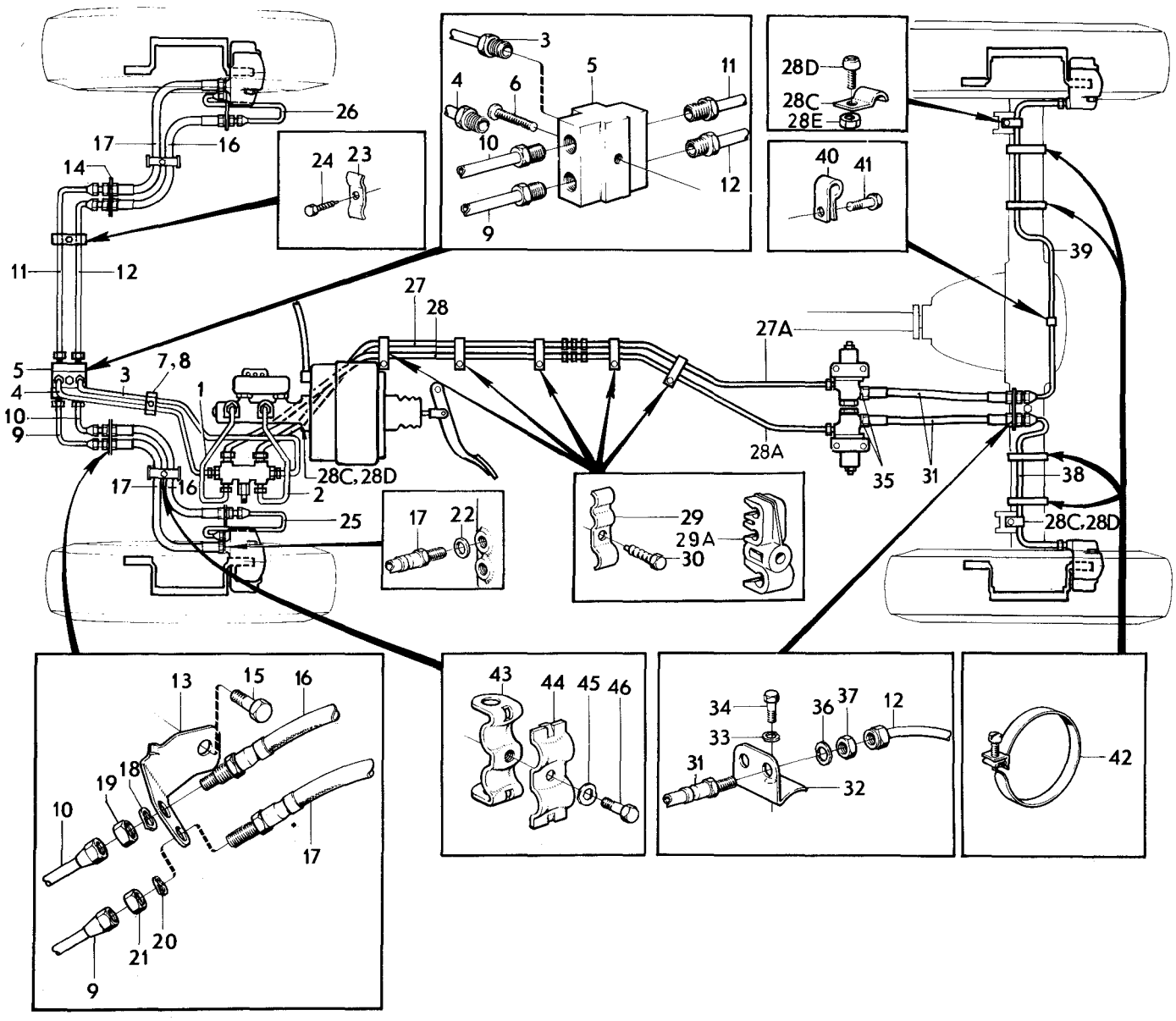

VOLVO PARTS
1 050 15320

Sida 22 Grupp 5 Rörledningar Pipe lines Illustration 15320 0350
Page Group 1975-12

Pos. Fig.	Antal/Quantity VST	HST			Detalj nr Part No	Benämning	Description	Sats Kit	Anmärkning Notes	
38	1	1	–	–	1212367-5	Bromsrör	Brake pipe		CH–132566	1500
	1	1	–	–	1205858-2	Bromsrör	Brake pipe		CH 132567–	1505
39	1	1	–	–	1212368-3	Bromsrör	Brake pipe		CH–132566	1510
	1	1	–	–	1205859-0	Bromsrör	Brake pipe		CH 132567–	1515
40	1	1	–	–	18301-2	Klammer	Clamp	0		1520
41	1	1	–	–		Skruv	Screw		SE GRUPP 4	1530
42	4	4	–	–	121585-4	Klammer	Clamp	0	(18363)	1540
43	2	2	–	–	678050-6	Hållare	Retainer			1550
44	2	2	–	–	678052-2	Klammer	Clamp			1560
45	2	2	–	–	941906-0	Fjädrande bricka	Spring washer	0		1570
46	2	2	–	–	950044-8	Skruv	Screw	0		1580

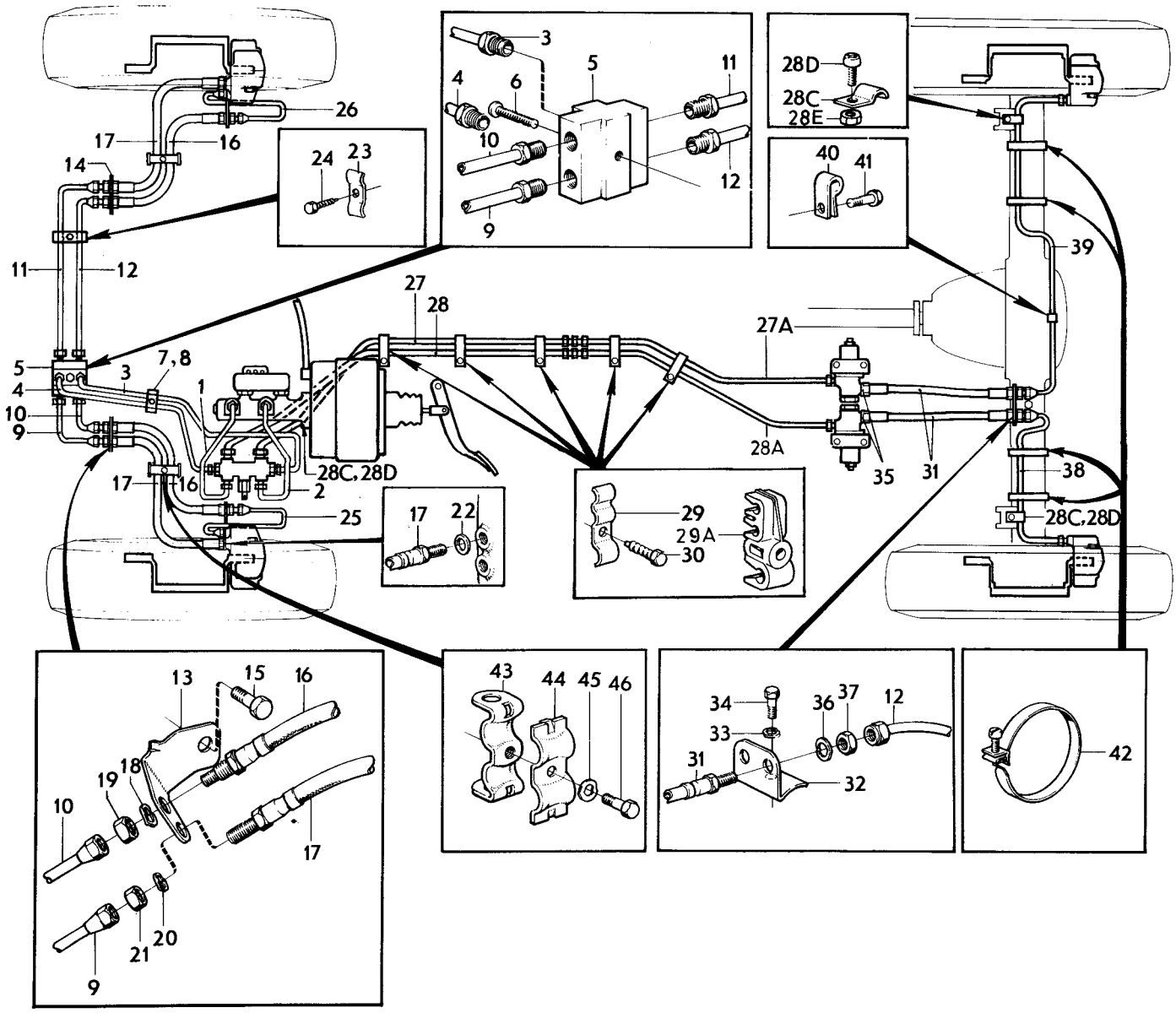

VOLVO PARTS
1 050 15320

Sida / Page 24 — Grupp / Group 5 — Handbroms / Handbrake CH–132566 — Illustration 10426 — 0400 — 1975-12

Pos. Fig.	Antal/Quantity VST	HST			Detalj nr Part No	Benämning	Description	Sats Kit	Anmärkning Notes	
1	4	4	–	–	677530-8	Bromsback	Brake shoe	3	CH–55507.	1010
	4	4	–	–	1212193-5	Bromsback	Brake shoe		CH 55508–.	1015
1a	2	2	–	–	1212191-9	Tryckplatta	Pressure plate			1016
1b	2	2	–	–	1212192-7	Fjäder	Spring			1017
2	2	2	–	–	680835-6	Ankarbult	Anchor bolt	2	CH–55507.	1020
2a	–	–	–	–	1212113-3	Ankarbult	Anchor bolt		CH 55508–.	1025
3	1	1	–	–	677483-0	Konsol, V	Bracket,L		CH–23973.	1030
	1	1	–	–	687107-3	Konsol, V	Bracket,L		CH 23974–.	1040
	1	1	–	–	677482-2	Konsol, H	Bracket,R		CH–23973.	1050
	1	1	–	–	687108-1	Konsol, H	Bracket,R		CH 23874–.	1060
4	2	2	–	–	955552-5	Skruv	Bolt	0	CH–55507.	1070
4a	2	2	–	–	955549-1	Skruv	Bolt		CH 55508–.	1075
4b	2	2	–	–	941909-4	Bricka	Washer		CH 55508–.	1078
5	2	2	–	–	677736-1	Bricka	Washer		CH–55507.	1080
6	2	2	–	–	950365-7	Mutter	Nut		CH–55507.	1090
7	2	–	–	–	955523-6	Skruv	Screw	0		1100
	–	2	–	–	940113-4	Skruv	Screw	0		1110
7a	2	2	–	–	941907-8	Fjädrande bricka	Resilient washer	0		1120
8	2	2	–	–	677525-8	Justeranordning	Slack adjuster	3		1130
9	2	2	–	–	677528-2	Hylsa	Sleeve	3		1140
x 10	4	4	–	–	677850-0	Returfjäder	Return spring		CH –55507	1150
	2	2	–	–	1212200-8	Returfjäder, övre	Return spring, upper		CH 55508–132566	1155
	2	2	–	–	1212199-2	Returfjäder, nedre	Return spring, lower		CH 55508–132566	1157
11	1	1	–	–	686653-7	Hävarm,V	Lever,L	3	(677523) CH–23973.	1160
	1	1	–	–	688118-9	Hävarm, V	Lever, L		CH 23974–55507.	1170
	1	1	–	–	686654-5	Hävarm,H	Lever,R	3	(677522) CH–23973.	1180
	1	1	–	–	688119-7	Hävarm, H	Lever, R		CH 23974–55507	1190
	2	2	–	–	1212195-0	Hävarm	Lever		CH 55508–.	1195
12	2	2	–	–	677529-0	Tätning	Seal	2	CH–23973.	1200
12a	2	2	–	–	688136-1	Bälg	Bellows	2	CH 23974–.	1210
13	4	4	–	–	681963-5	Fixeringsfjäder	Fixation spring	2		1220
14	1	1	–	–	680913-1	Handbromsvajer	Cable	1	CH–12199.	1230
	1	1	–	–	683348-7	Handbromsvajer	Cable	1	CH 12200–32399.	1240
	1	1	–	–	684586-1	Handbromsvajer	Cable	1	CH 32400–.	1250
14a	2	2	–	–	675914-6	•Hållare	•Retainer	2	CH 12200–.	1260
15	2	2	–	–	677218-0	•Bult med säkring	•Bolt with lock	2		1270
15a	1	1	–	–	1212386-5	Fjäder	Spring		CH 56070–.	1275
16	2	2	–	–	955953-5	Låsbricka	Lock washer	0		1280
17	2	2	–	–	940152-2	Mutter	Nut	0		1290
18	2	2	–	–	677562-1	Bricka	Washer	2		1300
19	2	2	–	–	686336-9	Returfjäder	Return spring	2	(677564)	1310
20	2	2	–	–	677563-9	Bricka	Washer	2		1315
21	2	2	–	–	679473-9	Konsol	Bracket	2	CH–12199.	1320
22	2	2	–	–	677837-7	Klammer	Clamp	2		1340
23	8	8	–	–	190665-0	Skruv	Screw	0	CH–12199.	1350
	4	4	–	–	190665-0	Skruv	Screw	0	CH 12200–.	1360
24	1	–	–	–	680912-3	Dragstång	Pull rod	3	(682360)	1370
25	1	–	–	–	680909-9	Hållare	Retainer	3		1380
26	1	–	–	–	680907-3	Hjul	Wheel	3		1390
27	1	–	–	–	680908-1	Distanshylsa	Spacer sleeve	3		1400
28	1	–	–	–	955525-1	Skruv	Screw	0		1410
29	1	–	–	–	950353-3	Mutter	Nut	0		1420
30	–	1	–	–	678373-2	Dragstång	Pull rod		ERS AV 1 ST 680909–9,	1430
									1 ST 680907–3,	1431
									1 ST 680908–1,	1432
									1 ST 682360–3.	1433
31	–	1	–	–	667889-0	Distanshylsa	Spacer sleeve	3		1440
32	–	1	–	–	675404-8	Dragbygel	Brace		ERS AV 1 ST 680909–9,	1450
									1 ST 680907–3,	1451
									1 ST 680908–1,	1452
									1 ST 682360–3.	1453
33	1	1	–	–	659655-5	Fjäder	Spring	2		1460
34	2	2	–	–	960141-0	Bricka	Washer	0		1470

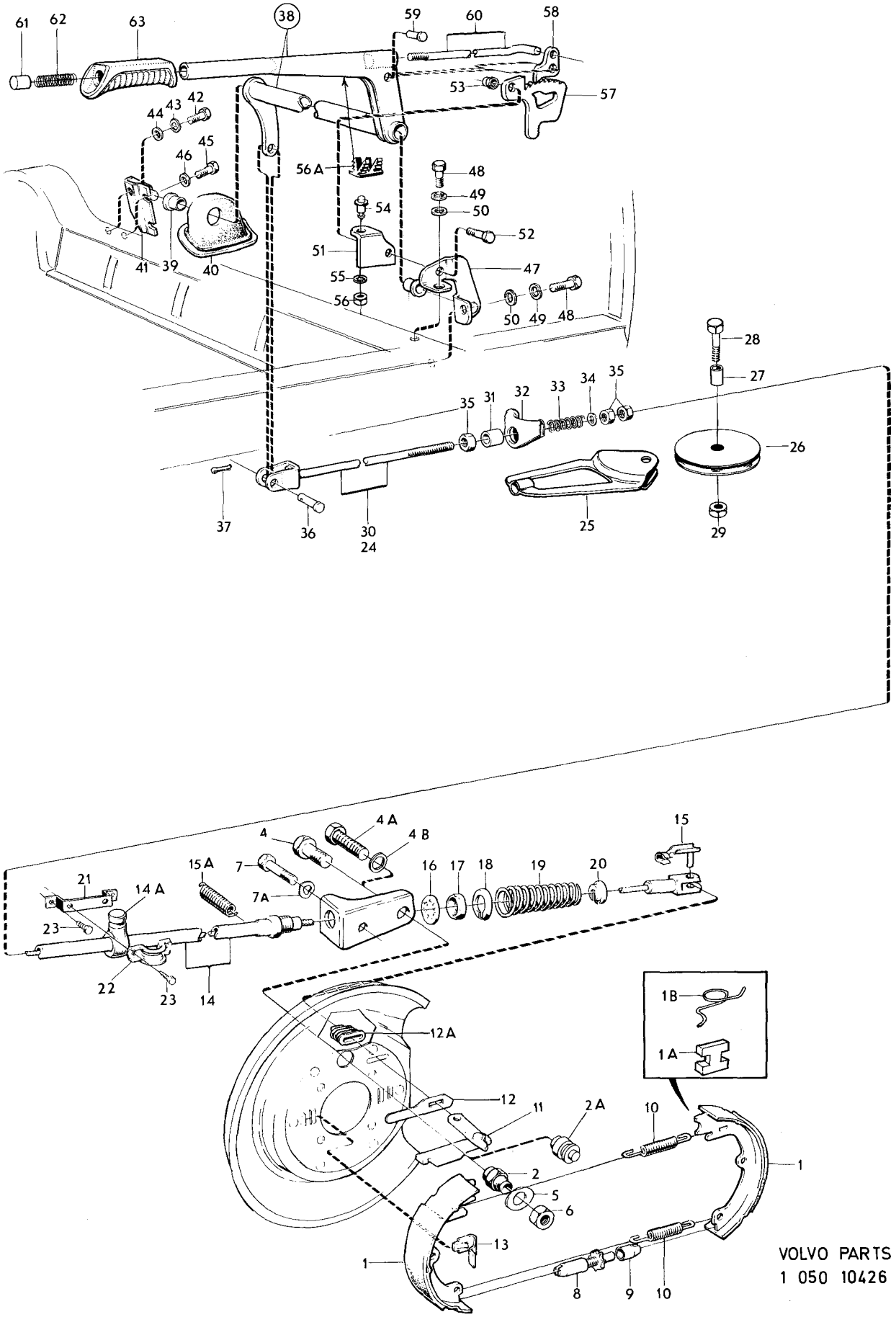

VOLVO PARTS
1 050 10426

Sida 26 Page | Grupp 5 Group | Handbroms CH–132566 | Handbrake CH–132566 | Illustration 10426 | 0400

1975-12

Pos. Fig.	Antal/Quantity VST	HST			Detalj nr Part No	Benämning	Description	Sats Kit	Anmärkning Notes	
35	3	3	–	–	955826-3	Mutter	Nut	0		1480
36	1	1	–	–	913124-4	Saxpinnebult	Clevis pin	0		1490
37	1	1	–	–	907824-7	Saxpinne	Split pin	0		1500
38	1	–	–	–	675414-7	Handbromsspak	Handbrake lever			1510
	–	1	–	–	675415-4	Handbromsspak	Handbrake lever			1520
39	2	2	–	–	653576-9	•Bussning	•Bushing	3		1530
40	1	–	–	–	676615-8	Tätning	Seal	3		1540
	–	1	–	–	676616-6	Tätning	Seal	3		1550
41	1	–	–	–	675393-3	Fäste	Anchorage			2010
	–	1	–	–		Fäste	Anchorage	8	(675613)	2020
42	1	1	–	–	955524-4	Skruv	Screw	0		2030
43	1	1	–	–	955921-2	Fjäderbricka	Spring washer	0		[illegible]
44	1	1	–	–	955894-1	Bricka	Washer	0		2050
45	2	2	–	–		Skruv	Screw		SE GRUPP 8	2060
46	2	2	–	–		Bricka	Washer		SE GRUPP 8	[illegible]
47	1	–	–	–	675398-2	Fäste	Anchorage			2080
	–	1	–	–	675399-0	Fäste	Anchorage			2090
48	2	2	–	–	955924-6	Skruv	Screw	0		[illegible]
49	2	2	–	–	955921-2	Fjäderbricka	Spring washer	0		[illegible]
50	2	2	–	–	955894-1	Bricka	Washer	0		2120
51	1	–	–	–	683349-5	Konsol	Bracket		(680015)	[illegible]
	–	1	–	–	683350-3	Konsol	Bracket		(680016)	[illegible]
52	1	1	–	–	955525-1	Skruv	Screw	0		2150
53	1	1	–	–	950353-3	Mutter	Nut	0		2160
54	1	1	–	–		Kontakt	Contact		SE GRUPP 3	2170
55	1	1	–	–		Låsbricka	Lock washer		SE GRUPP 3	2180
56	1	1	–	–		Mutter	Nut		SE GRUPP 3	2190
56a	1	1	–	–	683683-7	Plugg	Plug		CH 12200–.	2200
57	1	1	–	–	675562-3	Spärrsegment	Qaudrant	3	ERS AV 1ST 686652–9,	2210
									1ST 653466–3.	2220
	1	1	–	–	686652-9	Spärrsegment	Qaudrant	3		2230
58	1	1	–	–	675915-3	Spärrhake	Pawl		CH–74449. ERS AV 1ST	2240
									686652–2, 1 ST 653466–3	2250
	1	1	–	–	653466-3	Spärrhake	Pawl		CH 74450–	2253
59	1	1	–	–	190848-2	Nit	Rivet	0		2270
60	1	1	–	–	653465-5	Tryckstång	Push rod	3		2280
61	1	1	–	–	654980-2	Knapp	Button	3		2290
62	1	1	–	–	675948-4	Fjäder	Spring	3		2300
63	1	1	–	–	675916-1	Handtag	Handle	3		[illegible]

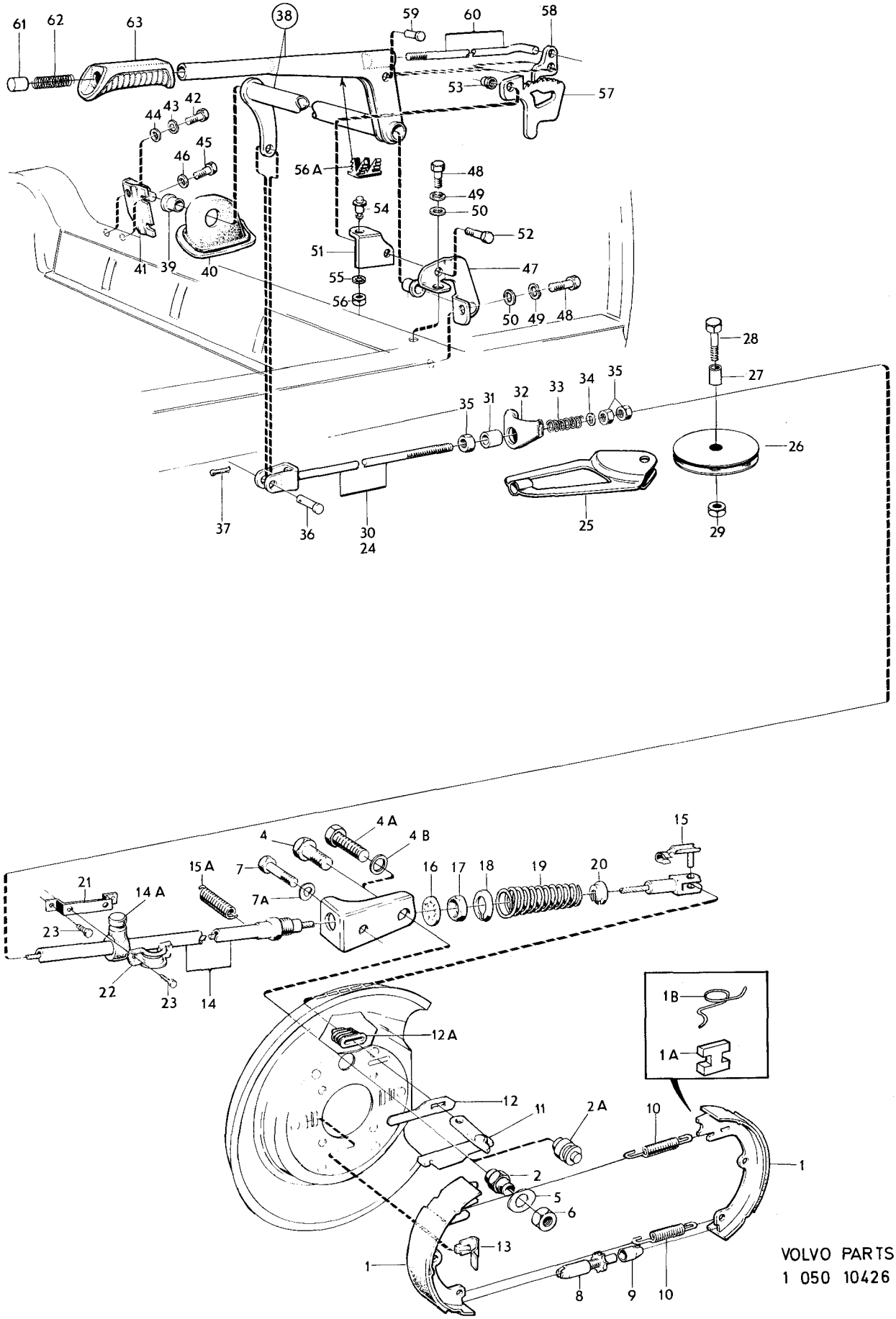

VOLVO PARTS
1 050 10426

Sida 28 Page | Grupp 5 Group | Handbroms CH 132567– | Handbrake CH 132567– | Illustration 15321 | 1975-12 | 0425

Pos. Fig.	Antal/Quantity				Detalj nr Part No	Benämning	Description	Sats Kit	Anmärkning Notes	
1	1	–	–	–	1206771-6	Handtag	Handle			0020
2	1	–	–	–	1205936-6	Spak	Lever			0040
3	1	–	–	–	1205939-0	Spärrhake	Pawl			0060
x 4	1	–	–	–	947693-8	Nit	Rivet		(190884)	0080
5	1	–	–	–	1205940-8	Tryckstång	Push rod			0100
x 6	1	–	–	–	191156-9	Bricka	Washer		(955893)	0120
7	1	–	–	–	659603-5	Fjäder	Spring		(1221983)	0140
8	1	–	–	–	654980-2	Knapp	Button			0160
9	1	–	–	–	1205941-6	Ok	Yoke			0180
x 10	1	–	–	–	1228984-9	Bult	Bolt		(1205942)	0200
11	1	–	–	–	1205943-2	Justerskruv	Adjuster screw			0220
12	1	–	–	–	960148-5	Bricka	Washer			0240
x 12a	1	–	–	–	1228972-4	Friktionsbricka	Friction washer			0260
13	1	–	–	–	951668-3	Spårryttare	Circlip		(942620)	0280
14	1	–	–	–	1205949-9	Kvadrant, V	Quadrant, L			0300
15	1	–	–	–	1205985-3	Kvadrant, H	Quadrant, R			0320
16	1	–	–	–	1205947-3	Axel	Shaft			0340
17	2	–	–	–	1205948-1	Bussning	Bushing			0360
18	2	–	–	–	940217-3	Spårryttare	Circlip			0380
19	1	–	–	–	1205944-0	Konsol	Bracket			0400
20	2	–	–	–	948096-3	Skruv	Screw		RX M8X12	0405
20a	2	–	–	–	959219-7	Skruv	Screw		MC6S M8X16	0410
20b	2	–	–	–	961171-6	Bricka	Washer			0420
21	1	–	–	–	1214741-9	Strömbrytare, handbromskontroll	Switch, handbrake control			0440
21a	1	–	–	–	955115-1	Skruv	Screw		(955114)	0460
22	1	–	–	–	1207923-2	Kåpa	Casing			0480
22a	2	–	–	–	944704-6	Skruv	Screw			0500
23	2	–	–	–	1205743-6	Vajer	Cable			0520
24	2	–	–	–	963105-2	Mutter	Nut			0540
27	2	–	–	–	941265-1	Gummibussning	Rubber bushing			0600
28	1	–	–	–	1221659-4	Gummiring	Rubber ring			0620
30	2	–	–	–	1221902-8	Fjäder	Spring			0660
31	2	–	–	–	1205903-6	Hylsa	Sleeve			0680
32	2	–	–	–	955296-9	Skruv	Screw			0700
33	2	–	–	–	1205904-4	Tätningsring	Seal ring			0720
34	2	–	–	–	1205953-1	Ankare	Anchor			0740
35	4	–	–	–	947487-5	Skruv	Screw			0760
x 36	2	–	–	–	1205849-1	Expander	Expander			0780
37	2	–	–	–	1206339-2	Axel	Shaft			0800
38	4	–	–	–	1505848-0	Bromsback	Brake shoe			0820
39	4	–	–	–	1205887-1	Fixeringsfjäder	Fixation spring			0840
40	2	–	–	–		Tryckplåt	Press plate		SE GRUPP 4	0860
41	8	–	–	–		Skruv	Screw		SE GRUPP 4	0880
42	2	–	–	–	1212200-8	Returfjäder, övre	Return spring, upper			0900
43	2	–	–	–	1212199-2	Returfjäder, nedre	Return spring, lower			0920
44	2	–	–	–	677525-8	Justeringsanordning	Slack adjuster			0940
45	2	–	–	–	677528-2	Hylsa	Sleeve			0960
x 46	1	–	–	–	1228842-9	Hållare	Retainer		CH 146148–	0980

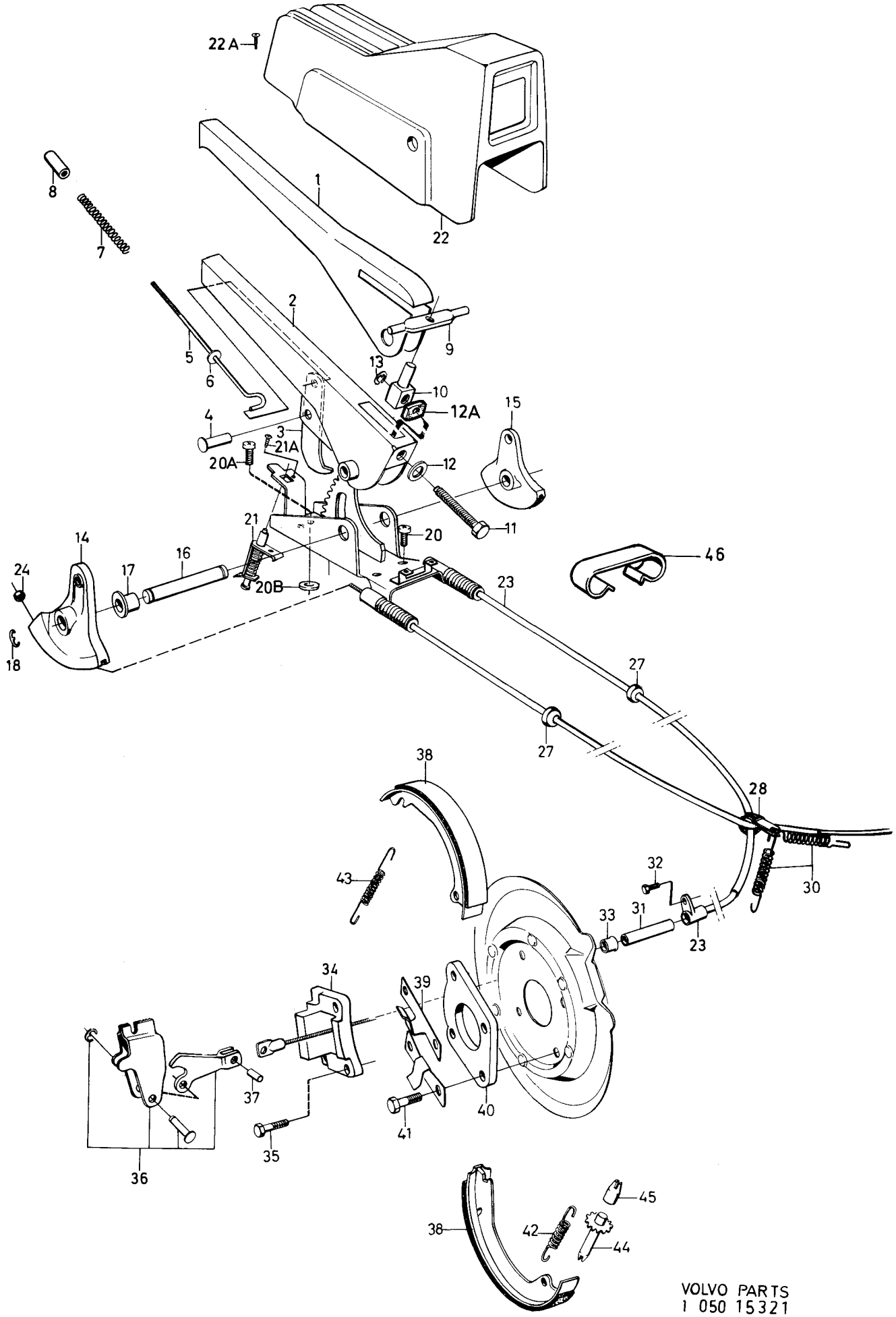

VOLVO PARTS
1 050 15321

Sida 30 Grupp 5 — Handbroms, mittplacerad — Handbrake, middle placed — Illustration 7234 — 0450

Page Group — 1975-12

Pos. Fig.	Antal/Quantity 273 112	273 200			Detalj nr Part No	Benämning	Description	Sats Kit	Anmärkning Notes	
1	1	–	–	–	273112-3	Handbromssats	Handbrake kit		CH–12199.	1010
	–	1	–	–	273200-6	Handbromssats	Handbrake kit		CH 12200–.	1020
2	1	1	–	–	662988-5	•Handbromsspak	•Handbrake lever	S		1030
3	2	2	–	–	653576-9	••Bussning	••Bushing	S		1040
4	1	1	–	–	653466-3	•Spärrhake	•Pawl	S		1050
5	1	1	–	–	190848-2	•Nit	•Rivet	S		1060
6	1	1	–	–	658326-4	•Tryckstång	•Push rod	S		1070
7	1	1	–	–	675948-4	•Fjäder	•Spring	S		1080
8	1	1	–	–	654980-2	•Knapp	•Button	S		1090
9	1	1	–	–	658332-2	•Handtag	•Handle	S		1100
10	1	1	–	–	660651-1	•Bygel	•Brace	S		1110
11	1	1	–	–	191030-6	•Skruv	•Screw	S		1120
12	1	–	–	–		•Fäste	•Anchorage	8	(969741)	1130
	–	1	–	–	684366-8	•Fäste	•Anchorage	S		1140
13	1	1	–	–	658322-3	•Tätning	•Seal	S		1150
14	1	1	–	–	658327-2	•Pinne	•Pin	S		1160
15	1	1	–	–	907824-7	•Saxpinne	•Split pin	S		1170
16	1	1	–	–	653449-9	•Spärrsegment	•Quadrant	S		1180
17	1	1	–	–	681538-5	•Konsol	•Bracket	S		1190
18	2	2	–	–	940135-7	•Skruv	•Bolt	S		1200
19	2	2	–	–	950353-3	•Mutter	•Nut	S		1210
20	1	–	–	–	680315-9	•Fäste	•Anchorage	S		1220
	–	1	–	–	684361-9	•Fäste	•Anchorage	S		1230
21	1	–	–	–	680310-0	•Axel	•Shaft	S		1240
	–	1	–	–	684359-3	•Axel	•Shaft	S		1250
22	2	2	–	–	680316-7	•Lagerplåt	•Bearing plate	S		1260
23	4	4	–	–	955512-9	•Skruv	•Bolt	S		1270
24	4	4	–	–	955920-4	•Fjäderbricka	•Spring washer	S		1280
25	1	1	–	–	680317-5	•Dragstång	•Pull rod	S		1290
26	1	–	–	–	666419-7	•Dragstång	•Pull rod	S		1300
	–	1	–	–	684358-5	•Dragstång	•Pull rod	S		1310
27	2	2	–	–	907849-4	•Saxpinne	•Split pin	S		1320
27a	1	–	–	–	670876-2	•Gummikåpa	•Rubber casing	S		1330
	–	1	–	–	686331-0	•Gummikåpa	•Rubber casing	S		1340
28	1	1	–	–	662054-6	•Tätning	•Seal	S		1350
29	1	1	–	–		Kontakt	Contact		SE GRUPP 3.	1360
30	1	1	–	–		Låsbricka	Lock washer		SE GRUPP 3.	1370
31	1	1	–	–		Mutter	Nut		SE GRUPP 3.	1380

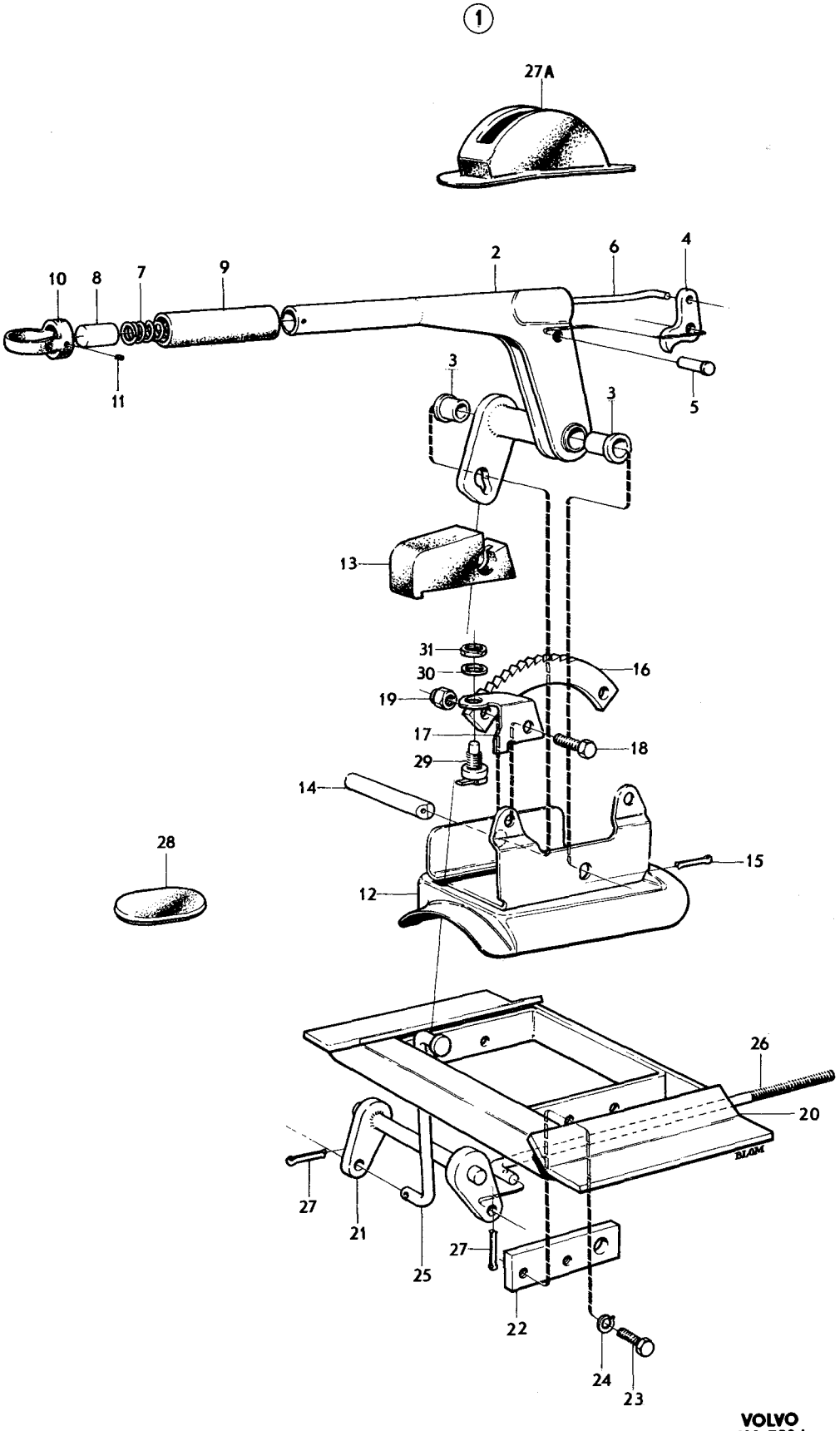
1
27A
10
8
7
9
2
6
4
11
3
3
5
13
31
30
16
19
17
18
29
14
28
15
12
26
20
27
21
25
27
22
24
23
VOLVO
KA 7234

Sida 32 Page | Grupp 5 Group | Tandemhuvudcylinder | Tandem master cylinder | Illustration 6622 1975-12 | 0500

Pos. Fig.	Antal/Quantity 678 921	673 766			Detalj nr Part No	Benämning	Description	Sats Kit	Anmärkning Notes	
1	1	–	–	–	678921-8	Tandemhuvudcylinder	Tandem master cylinder	8	15/16''. ERS AV 1 ST 673766–2.	1010 1011
	–	1	–	–	673766-2	Tandemhuvudcylinder	Tandem master cylinder		7/8''	1020
2	1	1	–	–		•Hus	•Housing	8		1030
3	1	–	–	–	681652-4	•Fjäder	•Spring	3		1040
	–	1	–	–	682072-4	•Fjäder	•Spring	3		1050
4	1	–	–	–	681653-2	•Fjädertallrik	•Spring plate	3		1060
	–	1	–	–	682073-2	•Fjädertallrik	•Spring plate	3		1070
5	2	2	–	–		•Stödring	•Back up ring	8		1080
6	4	4	–	–		•Packning	•Packing	8		1090
7	2	2	–	–		•Bricka	•Washer	8		1100
8	1	1	–	–		•Kolv	•Piston	8		1110
9	1	1	–	–	681654-0	•Skruv	•Screw	3		1120
10	1	–	–	–		•Hylsa	•Sleeve	8	(681655)	1130
	–	1	–	–	682074-0	•Hylsa	•Sleeve			1140
11	1	–	–	–	681656-5	•Fjäder	•Spring	3		1150
	–	1	–	–	682075-7	•Fjäder	•Spring	3		1160
12	1	1	–	–		•Kolv	•Piston	8		1170
13	2	2	–	–		•Bricka	•Washer	8		1180
14	2	2	–	–		•Packning	Packing	8		1190
15	1	–	–	–	681657-3	•Distansbricka	•Spacer washer			1200
	–	1	–	–	682076-5	•Distansbricka	•Spacer washer			1210
16	1	1	–	–		•Låsring	•Lock ring	8		1220
17	1	1	–	–		•Packning	•Packing	8		1230
18	1	1	–	–	681658-1	•Stoppskruv	•Set screw			1240
19	1	1	–	–	680906-5	Gummiring	Rubber ring	S		1250
	1	–	–	–	273117-2	Reparationssats	Repair kit	1		1260
	–	1	–	–	273125-5	Reparationssats	Repair kit	1		1270

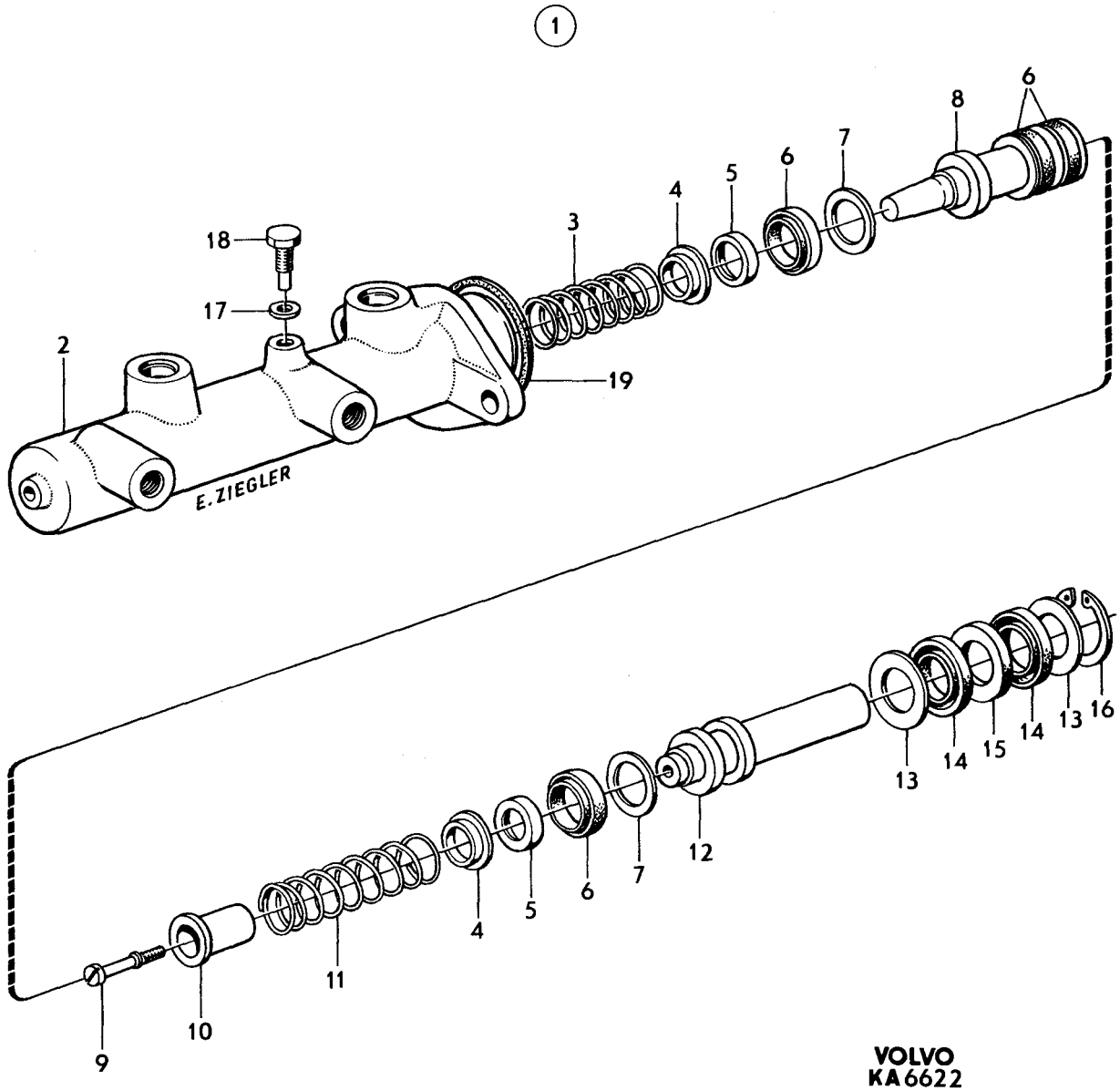
1
18
17
2
3
4
5
6
7
8
6
19
E. ZIEGLER
9
10
11
4
5
6
7
12
13
14
15
14
13
16
VOLVO
KA6622

Sida 34 Page | Grupp 5 Group | Vakuumbromscylinder | Vacuum brake cylinder | Illustration 7568 | 0550

1975-03

Pos. Fig.	Antal/Quantity				Detalj nr Part No	Benämning	Description	Sats Kit	Anmärkning Notes	
1	1	–	–	–	678920-0	Vakuumbromscylinder	Vacuum brake cylinder	3		1010
2	1	–	–	–	684819-6	•Vinkelnippel	•Elbow nipple	3		1020
3	1	–	–	–	684820-4	•Packning	•Packing	1		1030
4	1	–	–	–	681648-2	•Filter	•Filter	1		1040
5	1	–	–	–	681649-0	•Ljuddämpare	•Silencer	1		1050
6	1	–	–	–	681650-8	•Hållare	•Retainer			1060
7	1	–	–	–	681651-6	•Gummikåpa	•Rubber casing	1		1070
8	2	–	–	–	955921-2	Fjäderbricka	Spring washer	0		1080
9	2	–	–	–	955782-8	Mutter	Nut	0		1090

1

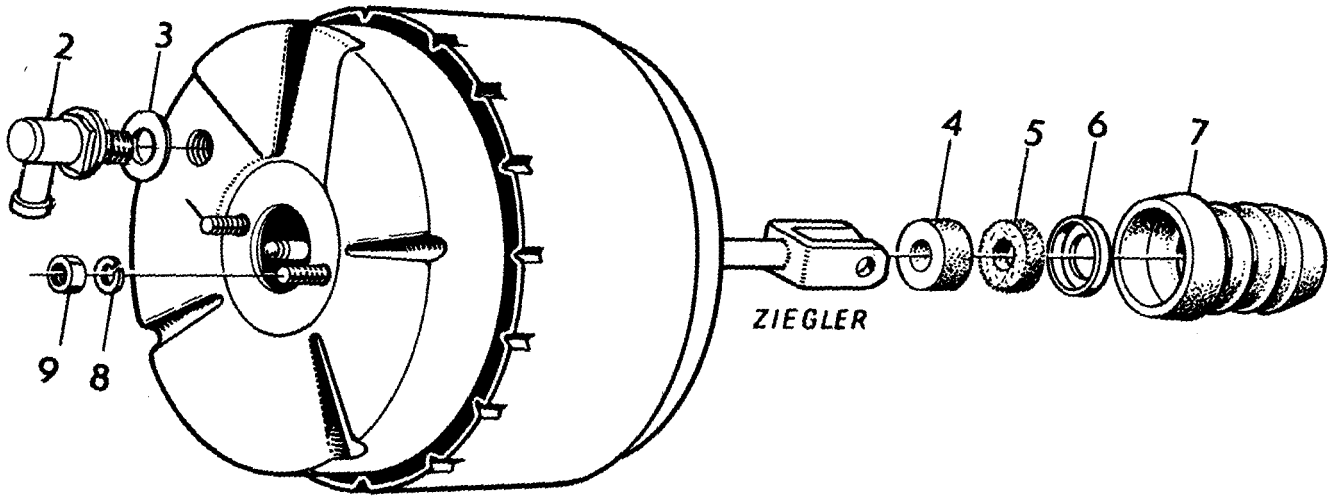

VOLVO
KA 7568

Sida 36 Page | Grupp 5 Group | Vacuumpump Vacuum pump | Illustration 14745 1975-12 | 0575

Pos. Fig.	Antal/Quantity				Detalj nr Part No	Benämning	Description	Sats Kit	Anmärkning Notes	
1	1	–	–	–	1221824-4	Vacuumpump	Vacuum pump			0020
2	1	–	–	–	272586-9	•Ventilsats	•Valve kit			0040
3	1	–	–	–		••Ventil	••Valve	S		0060
4	1	–	–	–		••Packning	••Gasket	S		0080
5	2	–	–	–		••Packning	••Packing	S		0100
6	1	–	–	–	956076-4	••Skruv	••Screw	S		0120
7	1	–	–	–	272587-7	•Membransats	•Diaphragm kit			0140
8	1	–	–	–		••Membran	••Diaphragm	S		0160
9	1	–	–	–		••Skruv	••Screw	S		0180
10	1	–	–	–		••Tallriksfjäder	••Spring disc	S		0200
11	1	–	–	–		••O–ring	••O–ring	S		0220
12	4	–	–	–		••Skruv	••Screw	S		0240
13	1	–	–	–		••Packning	••Gasket	S		0260
x 14	1	–	–	–	272645-3	•Hävarmsats	•Lever kit			0260
15	1	–	–	–		••Hävarm	••Lever	S		0260
16	1	–	–	–		••Axel	••Shaft	S		0260

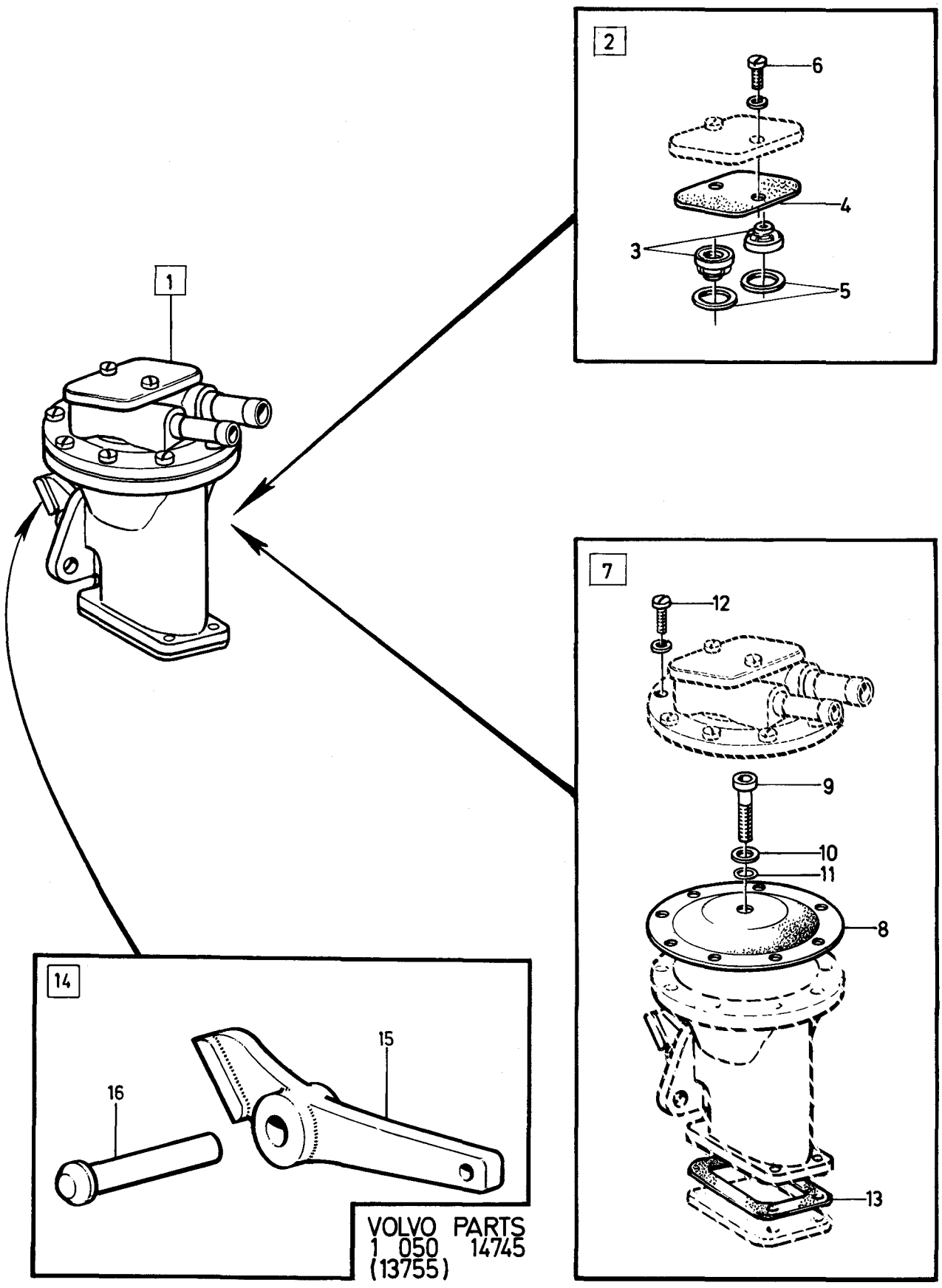
1
2
6
4
3
5
7
12
9
10
11
8
13
14
15
16
VOLVO PARTS
1 050 14745
(13755)

Sida 38 Page | Grupp 5 Group | Bromspedal med monteringsdetaljer | Brake pedal and installation components | Illustration 14106 | 1975-12 | 0600

Pos. Fig.	Antal/Quantity VST	HST			Detalj nr Part No	Benämning	Description	Sats Kit	Anmärkning Notes	
1	1	–	–	–	679158-6	Pedalkåpa	Pedal casing		CH–74449.	1010
	1	–	–	–	1212157-0	Pedalkåpa	Pedal casing		CH 74450–.	1011
	–	1	–	–	679913-4	Pedalkåpa	Pedal casing		CH–74449.	1020
	–	1	–	–	1212331-1	Pedalkåpa	Pedal casing		CH 74450–.	1021
2	1	–	–	–	678969-7	Bromspedal	Brake pedal		M400 M410 CH–109615	1030
	1	–	–	–	1221752-7	Bromspedal	Brake pedal		M400 M410 CH 109616–	1035
	–	1	–	–	675523-5	Bromspedal	Brake pedal		M400, M410	1040
	1	–	–	–	680278-9	Bromspedal	Brake pedal		BW35 CH–109667	1050
	1	–	–	–	1221760-0	Bromspedal	Brake pedal		BW35 CH 109668–	1055
	–	1	–	–	678973-9	Bromspedal	Brake pedal		BW35	1060
3	1	–	–	–	653238-6	Pedalgummi	Rubber pad	2	M400, M410	1070
	–	1	–	–	675235-6	Pedalgummi	Rubber pad	2	M400, M410	1080
	1	1	–	–	669843-5	Pedalgummi	Rubber pad	2	BW35	1090
4	4	2	–	–	675555-7	Bussning	Bushing	3		1100
5	2	1	–	–	676526-7	Axel	Shaft	4		1110
5a	1	–	–	–	1206515-7	Returfjäder	Return spring		(682012)	1120
	–	1	–	–	1206516-5	Returfjäder	Return spring		(683448)	1130
5b	1	1	–	–	673563-3	Returfjäder	Return spring		CH 136120–.	1135
6	2	1	–	–	940156-3	Skruv	Bolt	0		1140
7	2	1	–	–	950364-0	Mutter	Nut	0		1150
8	1	–	–	–	678966-3	Trycklänk	Push link		M400 M410 CH–109615	1160
									BW35 CH–109667	1161
	1	–	–	–	1221756-8	Trycklänk	Push link		M400 M410 CH 109616–	1165
									BW35 CH 109668–	1166
9	1	–	–	–	678967-1	Hävarm	Lever		M400 M410 CH–109615	1170
									BW35 CH–109667	1171
	1	–	–	–	1221754-3	Hävarm	Lever		M400 M410 CH 109616–	1175
									BW35 CH 109668–	1176
9a	1	–	–	–	683422-0	Fjäder	Spring	3	CH 664–.	1180
10	–	1	–	–	677011-9	Gaffel	Yoke	3		1190
11	–	1	–	–	679663-5	Gaffel	Yoke	3	(679673)	1200
12	–	1	–	–	679603-1	Tätning	Seal	3		1210
13	–	1	–	–	960148-5	Bricka	Washer	0	(940097)	1220
14	–	1	–	–	955848-7	Mutter	Nut	0		1230
15	–	1	–	–	678976-2	Konsol	Bracket			1240
16	–	1	–	–	943456-4	Skruv	Bolt	0		1250
17	–	2	–	–	943457-2	Skruv	Bolt	0		1260
18	–	3	–	–	950363-2	Mutter	Nut	0		1270
19	–	1	–	–	679538-9	Konsol	Bracket			1280
19a	–	1	–	–	678982-0	Konsol	Bracket		CH–74449	1281
	–	1	–	–	1212333-7	Konsol	Bracket		CH 74450–.	1282
20	–	2	–	–	678975-4	Hållare	Retainer			1290
21	–	2	–	–	679670-0	Bussning	Bushing	3		1300
22	–	4	–	–	955512-9	Skruv	Screw	0		1310
23	–	1	–	–	914446-0	Låsring	Circlip	0		1320
24	–	6	–	–	955524-4	Skruv	Screw		CH–102949	1330
	6	–	–	–	942402-9	Skruv	Screw		CH 102950–.	1335
25	–	6	–	–	941907-8	Fjädrande bricka	Spring washer		CH–102949.	1340
26	1	–	–	–	679428-3	Konsol	Bracket		CH–74449	1350
	1	–	–	–	1210339-6	Konsol	Bracket		CH 74450–.	1351
	–	1	–	–	679399-6	Konsol	Bracket			1360
27	1	1	–	–	955523-6	Skruv	Screw		CH–102949.	1370
	1	1	–	–	942624-8	Skruv	Screw		CH 102950–.	1375
28	1	1	–	–	955894-1	Bricka	Washer		CH–102949.	1380
29	1	1	–	–	941907-8	Fjädrande bricka	Spring washer		CH–102949.	1390
30	1	1	–	–	679364-0	Bromskontakt	Brake contact	1		1400
30a	1	1	–	–		Bricka	Washer	8	(955987)	1405
31	1	1	–	–	940143-1	Låsbricka	Lock washer	0		1410
32	1	1	–	–	942914-3	Mutter	Nut	0		1420
33	2	6	–	–	955524-4	Skruv	Screw		CH–102949.	1430
	2	–	–	–	942402-9	Skruv	Screw		5/16UNC.CH102950–132566	1435
	2	–	–	–	946440-5	Skruv	Screw		M8.CH 132567–	1436
	–	6	–	–	942402-9	Skruv	Screw		CH 102950–	1437

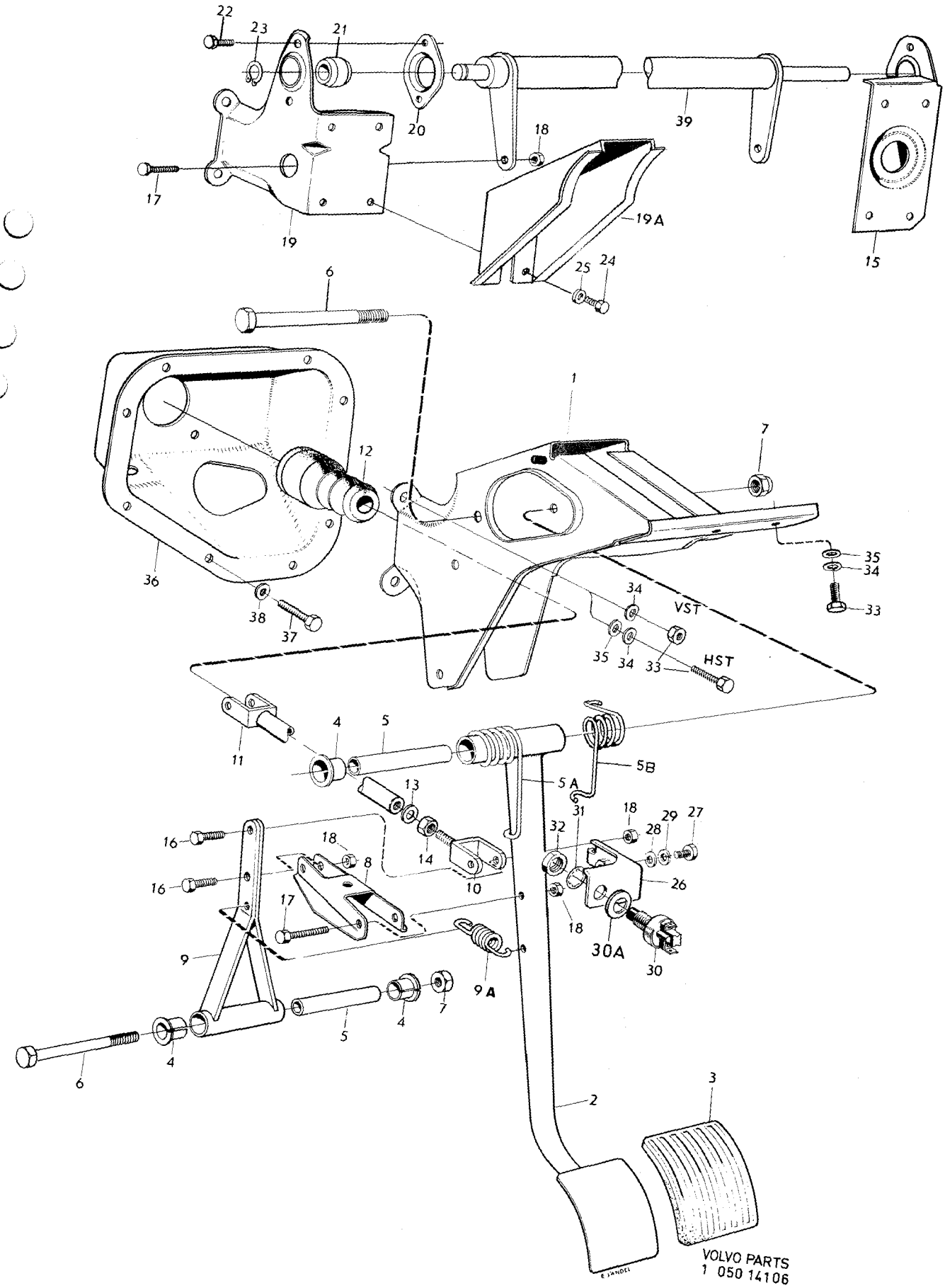

VOLVO PARTS
1 050 14106

Sida / Page	Grupp / Group			Illustration	
40	5	Bromspedal med monteringsdetaljer	Brake pedal and installation components	14106	0600
				1975-03	

Pos. Fig.	Antal/Quantity VST	HST			Detalj nr Part No	Benämning	Description	Sats Kit	Anmärkning Notes	
	4	–	–	–	955847-9	Mutter	Nut		CH–102949.	1440
34	6	–	–	–	941907-8	Fjädrande bricka	Spring washer		CH–102949.	1450
35	2	6	–	–	955894-1	Bricka	Washer	0		1460
36	1	–	–	–	1212138-0	Täckplåt	Escutcheon plate		(679901) CH–102949	1470
	1	–	–	–	1206638-7	Täckplåt	Escutcheon plate		CH 102950–	1473
	–	1	–	–	1212292-5	Täckplåt	Escutcheon plate		(678983)	1480
37	8	8	–	–	940113-4	Skruv	Screw		CH–102949.	1490
	8	8	–	–	942402-9	Skruv	Screw		CH 102950–.	1495
38	8	8	–	–	941907-8	Fjädrande bricka	Spring washer		CH–102949.	1500
39	–	1	–	–	678978-8	Axel	Shaft			1510

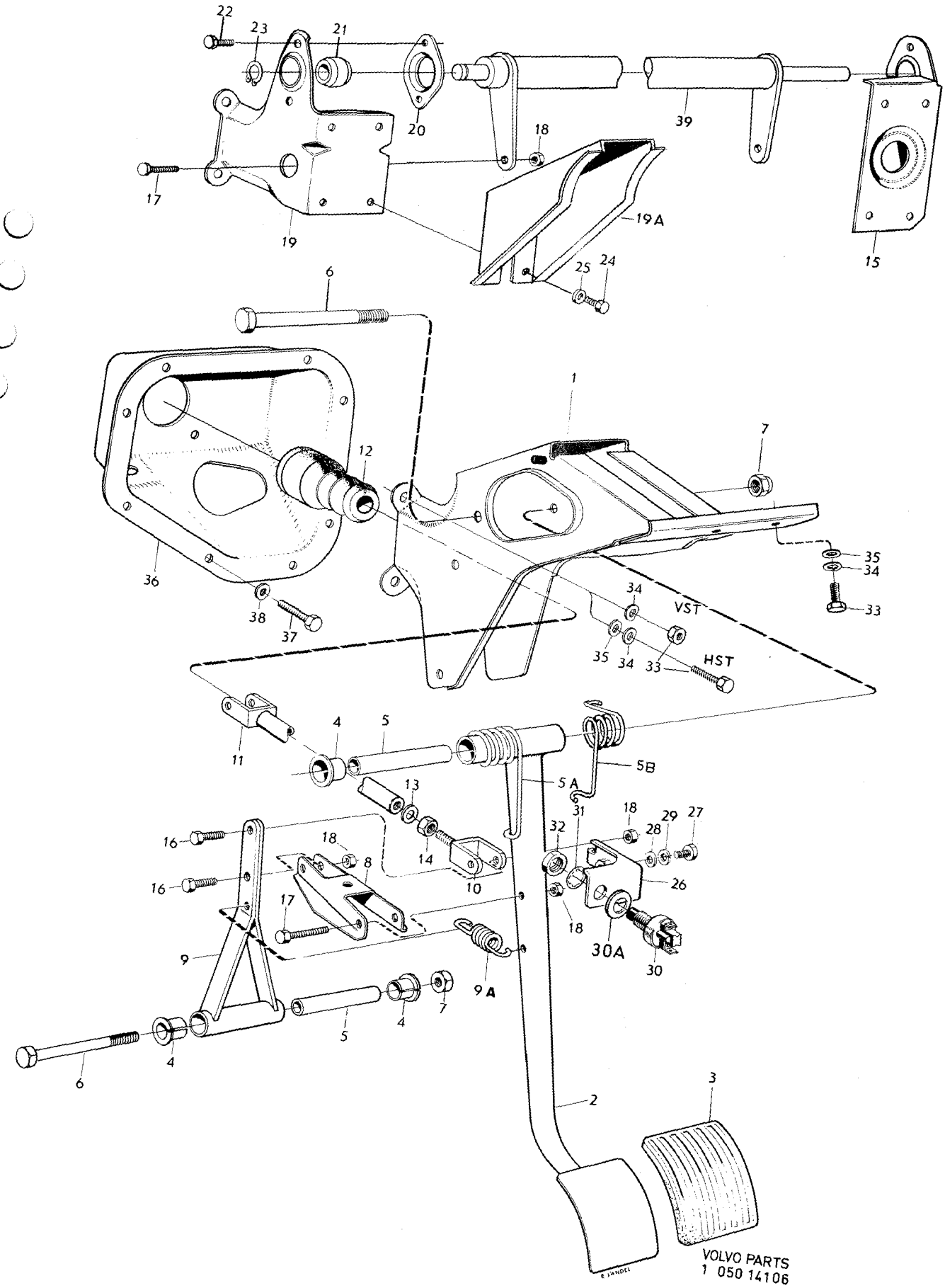

VOLVO PARTS
1 050 14106


VOLVO

GRUPP 6
Framaxel Hjul Styrning

INNEHÅLLSFÖRTECKNING — Sida — Koord

Framaxel. styrning, nav, hjul
- Framaxel, styrinrättning, pitmanarm, mellanarm, parallellstag, styrstag, spindel, nav, hjul, hjulkapsel, hjulkapselsats, navkapsel, hjulring — 2 — J-05
- Rattstång — 4 — J-07
- Ratt — 6 — J-09
- Rattlås — Se grupp 3
- Länkarm,stötdämpare — 10 — J-13
- Krängningshämmare — 12 — J-15
- Pump, oljebehållare (servostyrning) — 22 — K-01

Bromsskiva med nav — Se grupp 5

GROUP 6
Front axle Wheels Steering

INDEX — Page — Grid

Front axle, steering, hubs, wheels
- Front axle, steering gear, drop arms, steering idler arm, tie rod, steering rods, steering knuckles, hubs, wheels, wheel cap, wheel cap kit, hub cap, wheel ring kit, wheel ring — 2 — J-05
- Steering column, steering wheel — 4 — J-07
- Steering wheel — 6 — J-09
- Steering column lock — See Group 3
- Wishbones, shock absorbers — 10 — J-13
- Anti-roll bar — 12 — J-15
- Hydraulic pump, hydraulic reservoir (servosteering) — 22 — K-01

Brake discs with hubs — See Group 5

GROUPE 6
Essieu avant Roues Direction

TABLE DES MATIERES — Page — Grid

Essieu avant, direction moyeu, roues
- Essieu avant, direction, bielette pendante, bras intermediaire, barre de connexion et d'accouplement, fusees de roues, moyeux roues, enjoliveur de roue, jeu d'enjoliveurs de roues, cache-roue, jeu de cercles enjoliveurs de roues, pneus — 2 — J-05
- Colonne de direction — 4 — J-07
- Volant — 6 — J-09
- Antival au volant — Voir groupe 3
- Triangles de commande, amortisseurs — 10 — J-13
- Barre stabilisatrice — 12 — J-15
- Pompe, reservoir d'huile (servo-direction) — 22 — K-01

Disque de frein avec moyen — Voir groupe 5

GRUPPE 6
Vorderachse Räder Lenkung

INHALTSVERZEICHNIS — Seite — Grid

Vorderachse, Lenkung, Nabe, Räder
- Vorderachse, Lenkung, Lenkstockhebel, Umlenkhebel, Spurstange, Lenkstrebe, Achsschenkel, Nabe, Felge, Radzierdeckel, Radzierdeckelsatz, Radkappen, Felgeeinsatz, Radzierringe — 2 — J-05
- Lenksäule — 4 — J-07
- Lenkrad — 6 — J-09
- Lenkradschloss — Siehe Gruppe 3
- Querlänker, Stossdämpfer — 10 — J-13
- Querstabilisator — 12 — J-15
- Pumpe, Ölbehälter (Servolenkung) — 22 — K-01

Bremsscheibe mit Nabe — Siehe Gruppe 5

GRUPO 6
Eje delantero Ruedas Sistema de direccion

INDICE

	Pagina	Grid
Eje delantero, direccíon cubos, ruedas		
• Eje delantero, mecanismo de la direccion, brazo pitman, brazo intermedio, barra de acoplamiento, barra de direccion o biela de connexion, mangueta, rueda, tapacubo, juego de tapacubos, tapacubos, juego de aros de ruedas, anillo de rueda	2	J-05
• Columna de direccion	4	J-07
• Volante	6	J-09
• Cerrojo de direccion	Véase grupo 3	
• Brazo oscilante, amortiguador	10	J-13
• Estabilizador	12	J-15
• Bomba deposito de aceite (servodireccion)	22	K-01
Disco de freno con cubo	Véase grupo 5	

Sida 2 Page | Grupp 6 Group | Framaxel,styrning, nav,hjul | Front axle,steering hubs,wheels | Illustration 13056 | 0050

1975-03

Pos. Fig.	Antal/Quantity VST	HST			Detalj nr Part No	Benämning	Description	Sats Kit	Anmärkning Notes	
1	–	–	–	–		Framaxel			SE SIDA 10, 2-J13	1010
2	1	–	–	–	680003-1	Styrväxel	Steering box		US	1020
	–	1	–	–	680004-9	Styrväxel	Steering box		US	1030
	–	–	–	–		•Det sida 14, 2-J17	•Comps. page 14, 2-J17			1040
	1	–	–	–	679687-4	Styrväxel	Steering box		MS. CH–100396 EXCL	1050
									98766–98909,99554–	1051
									99649,99847–100332	1052
	1	–	–	–	1206052-1	Styrväxel	Steering box		MS. CH 100397–INCL	1060
									98766–98909,99554–	1061
									99649,99847–100332	1062
	–	1	–	–	681452-9	Styrväxel	Steering box		MS. CH–102949	1070
									ERS AV 1206054–7	1
	–	1	–	–	1206054-7	Styrväxel	Steering box		MS CH 102950–	1
	–	–	–	–		•Det sida 16, 2-J19	•Comps. page 16, 2-J19			1090
3	3	3	–	–	942338-5	Skruv	Bolt			1
4	1	1	–	–	955544-2	Skruv	Bolt			1110
5	4	4	–	–	192495-0	Bricka	Washer			1120
6	4	4	–	–	940097-9	Bricka	Washer			1
7	4	4	–	–	950354-1	Mutter	Nut			1
8	1	–	–	–	678809-5	Pitmanarm	Drop arm			1150
	–	1	–	–	678810-3	Pitmanarm	Drop arm			1
9	1	1	–	–	950390-5	Mutter	Nut			1
10	1	–	–	–	678927-5	Mellanarm	Steering idler arm			1180
	–	1	–	–	678928-3	Mellanarm	Steering idler arm			1190
11	1	1	–	–	671444-8	•Bussning	•Bushing			1200
12	1	1	–	–	960145-1	•Bricka	•Washer			1210
13	1	1	–	–	950356-6	•Mutter	•Nut			1220
14	3	3	–	–	102041-1	Skruv	Bolt			1230
15	3	3	–	–	192495-0	Bricka	Washer			1240
16	3	3	–	–	940097-9	Bricka	Washer			1250
17	3	3	–	–	950354-1	Mutter	Nut			1260
18	1	1	–	–		Parallellstag			SE SIDA 20, 2-J23	1270
19	2	2	–	–		Styrstag			SE SIDA 20, 2-J23	1280
20	2	2	–	–		Bromsskiva	Brake disc		SE GRUPP 5	1290
21	2	2	–	–		Spindel			SE SIDA 10, 2-J13	1300
22	2	2	–	–	677436-8	Nav	Hub		CH–52789	1310
	2	2	–	–	685255-2	Nav	Hub		CH 52790–	1320
23	2	2	–	–	181587-7	•Rullager,ytterring	•Roller bearing,cup	S		1330
24	2	2	–	–	181584-4	•Rullager,ytterring	•Roller bearing,cup	S		1
25	10	10	–	–	676364-3	•Hjulbult,främre	•Wheel stud,front		CH–52789	1
	10	10	–	–	685254-5	•Hjulbult,främre	•Wheel stud,front		CH 52790–	1360
	10	10	–	–		Hjulbult,bakre	Wheel stud,rear		SE GRUPP 4	1
26	2	2	–	–	181588-5	Rullager,innerring	Roller bearing,cone	S		1
27	2	2	–	–	181585-1	Rullager,innerring	Roller bearing,cone	S		1390
28a	2	2	–	–	944185-8	Tätningsring	Seal ring	S		1
28b	2	2	–	–	684731-3	Tätningsbricka	Seal washer	S		1
29	2	2	–	–	941524-1	Bricka	Washer			1420
30	2	2	–	–	153042-7	Mutter	Nut			1
31	2	2	–	–	907849-4	Saxpinne	Split pin	S		1
32	2	2	–	–	675454-3	Fettkapsel	Grease cup			1450
33	5	5	–	–	688140-3	Hjul 4,5–15 tum	Wheel 4.5–15 inch		(677100) CH–32399	1460
	5	5	–	–	684001-1	Hjul 5,5–15 tum	Wheel 5.5–15 inch		CH 32400–132566	1470
	5	5	–	–	1221462-3	Hjul 5,5–15 tum	Wheel 5.5–15 inch		CH 132657–	1471
34	20	20	–	–	87699-5	Mutter	Nut			1480
35a	4	4	–	–	677282-6	Hjulkapsel	Wheel cap		CH–32399	1490
35b	4	4	–	–	273214-7	Hjulkapselsats	Wheel cap kit		CH 32400–	1500
35c	4	4	–	–		•Hjulkapsel	•Wheel cap	S		1510
35d	4	4	–	–	684838-6	•Tätningsring	•Seal ring	S		1520
35e	4	4	–	–	1212079-6	•Gummibussning	•Rubber bushing	S		1530
35f	4	4	–	–	945363-0	•Skruv	•Screw	S		1540
35g	4	4	–	–	684837-8	Navkapsel	Hub cap		CH 32400–	1550
36	4	4	–	–	680950-3	Hjulring	Wheel ring		CH–32399	1560
37a	24	24	–	–	681806-6	Fjäder	Spring		CH–32399	1570

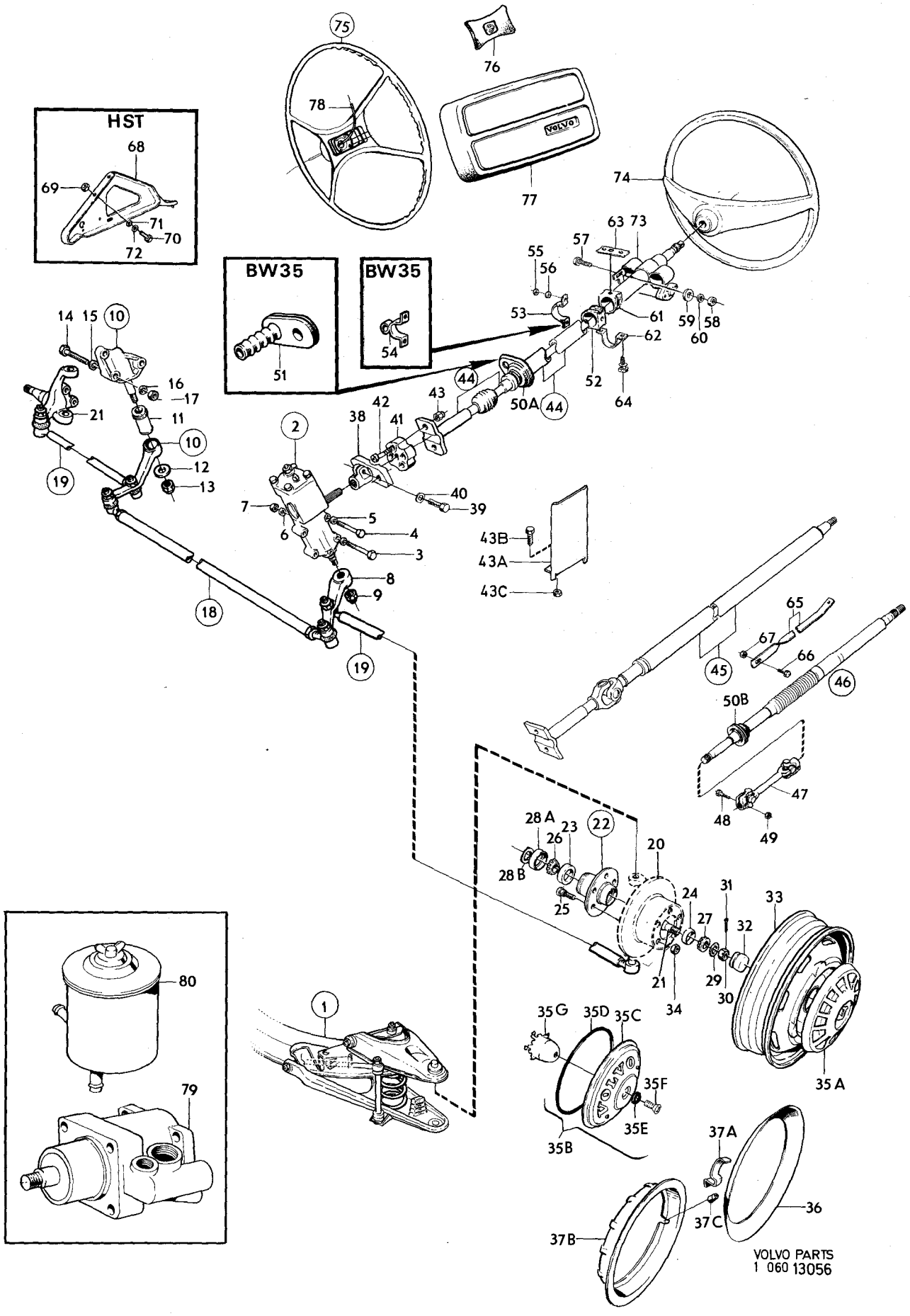
HST
BW35
BW35
VOLVO
VOLVO PARTS
1 060 13056

Sida 4 Page | Grupp 6 Group | Framaxel,styrning, nav,hjul | Front axle,steering hubs,wheels | Illustration 13056 | 1975-12 | 0050

Pos. Fig.	Antal/Quantity VST	HST			Detalj nr Part No	Benämning	Description	Sats Kit	Anmärkning Notes	
37b	4	4	–	–	682086-4	Hjulring	Wheel ring		CH 32400–	1580
37c	4	4	–	–	1212376-6	Skyddshylsa	Guard sleeve			1590
38	1	1	–	–	678937-4	Medbringare	Companion flange		CH–102949	2010
39	1	1	–	–	943038-0	Skruv	Screw		CH–102949	2020
40	1	1	–	–	942336-9	Fjädrande bricka	Resilient washer		CH–102949	2030
41	1	1	–	–	664428-0	Koppling	Connection		CH–102949	2040
42	4	4	–	–	192027-1	Skruv	Bolt		CH–102949	2050
43	4	4	–	–	950353-3	Mutter	Nut		CH–102949	2060
43a	–	1	–	–	1221945-7	Värmestrålskydd	Heat radiation shield			2061
43b	–	2	–	–	955512-9	Skruv	Screw			2062
43c	–	2	–	–	944579-2	Låsmutter	Lock nut			2063
44	1	1	–	–	684573-9	Rattstång	Steering rod		5) US. CH–24160	2070
	1	1	–	–	684574-7	Rattstång	Steering rod		6) MS. CH–23023	2
45	1	–	–	–	687405-1	Rattstång	Steering rod		US. CH 24161–	2090
	–	1	–	–	687416-8	Rattstång	Steering rod		US. CH 24161–	2100
	1	–	–	–	687406-9	Rattstång	Steering rod		MS. CH 23024–74449	2
	–	1	–	–	687417-6	Rattstång	Steering rod		MS. CH 23024–74449	2120
	1	1	–	–	1212244-6	Rattstång	Steering rod		MS. CH 74450–102949	2130
46	1	1	–	–	1221608-1	Rattstång,övre	Steering rod,upper		MS. CH 102950–	2
	–	–	–	–		•Det sida 8, 2-J11	•Comps. page 8, 2-J11			2150
47	1	1	–	–	1206094-3	Rattstång,nedre	Steering rod,lower		MS. CH 102950–	2160
48	2	2	–	–	940132-4	Skruv	Bolt		MS. CH 102950–	2
49	2	2	–	–	963106-0	Mutter	Nut		MS. CH 102950–	2180
50a	1	1	–	–	679474-7	Tätning	Seal		GV. CH–35049	2190
	1	1	–	–	685220-6	Tätning	Seal		GV. VST CH 35050–	2200
									102949	2201
	–	–	–	–					HST CH 35050–78875	2210
50b	1	1	–	–	1206134-7	Tätning	Seal		GV. VST CH 102950–	2220
									HST CH 78876–	2230
51	1	1	–	–	680118-7	Tätning	Seal		BW35 CH–35046	2240
	1	1	–	–	685222-2	Tätning	Seal		BW35 CH 35047–	2250
52	1	1	–	–	676317-1	Gummibussning	Rubber bushing			2260
53	1	1	–	–	1206606-4	Klammer	Clamp		(683230)	2270
54	1	1	–	–	679744-3	Klammer	Clamp		BW35 CH–52789	2280
55	2	2	–	–	950353-3	Mutter	Nut			2290
56	2	2	–	–	955894-1	Bricka	Washer		CH–138757	2300
57	ERF	ERF	–	–	940100-1	Skruv	Screw			2310
58	ERF	ERF	–	–	955825-5	Mutter	Nut			2320
59	ERF	ERF	–	–	960140-2	Bricka	Washer			2330
60	ERF	ERF	–	–	941906-0	Bricka	Washer			2
61	1	1	–	–	676317-1	Gummibussning	Rubber bushing		CH–74449	2350
62	1	1	–	–	683382-6	Klammer	Clamp		US CH–24161,	2360
									MS CH–23023	2
	1	1	–	–	683232-3	Klammer	Clamp		US CH 24162–,	2370
									MS CH 23024–	2371
63	1	1	–	–	680404-1	Mellanlägg	Spacer			2
	1	1	–	–	687444-0	Mellanlägg	Spacer		US. CH 24161–74449	2390
									MS. CH 23024–74449	2400
64	2	2	–	–	682898-2	Skruv	Screw		CH–74449	2
65	1	–	–	–		Dragband	Stay	8		2420
66	1	–	–	–	950046-3	Skruv	Bolt		1/4–16 UNC	2430
	1	–	–	–	940114-2	Skruv	Bolt		3/8–22 UNC BW35	2440
67	1	–	–	–	955825-5	Mutter	Nut		1/4 UNC	2450
	1	–	–	–	950364-0	Mutter	Nut		3/8 UNC BW35	2460
68	–	1	–	–	679884-7	Stöd	Support		CH–74449	2470
69	–	2	–	–	942227-0	Mutter	Nut			2480
70	–	2	–	–	955523-6	Skruv	Screw			2490

5. Vst. GV. Ers av 1 st 687405–1, 1 st 685220–6, 1 st 687444–0, 1 st 683232–3. Vst. BW35. RV. Ers av 1 st 687405–1, 1 st 685222–2, 1 st 687444–0, 1 st 683232–3. Hst. GV. Ers av 1 st 687416–8, 1 st 685220–6, 1 st 687444–0, 1 st 683232–3. Hst. BW35. RV. Ers av 1 st 687416–8, 1 st 685222–2, 1 st 687444–0, 1 st 683232–3.
6. Vst. GV. Ers av 1 st 687406–9, 1 st 685220–6, 1 st 687444–0, 1 st 683232–3. Vst. BW35. RV. Ers av 687406–9, 1 st 685222–2, 1 st 687444–0, 1 st 683232–3. Hst. GV. Ers av 1 st 687417–6, 1 st 685220–6, 1 st 687444–0, 1 st 683232–3. Hst. BW35. RV. Ers av 1 st 687417–6, 1 st 685222–2, 1 st 687444–0, 1 st 683232–3.

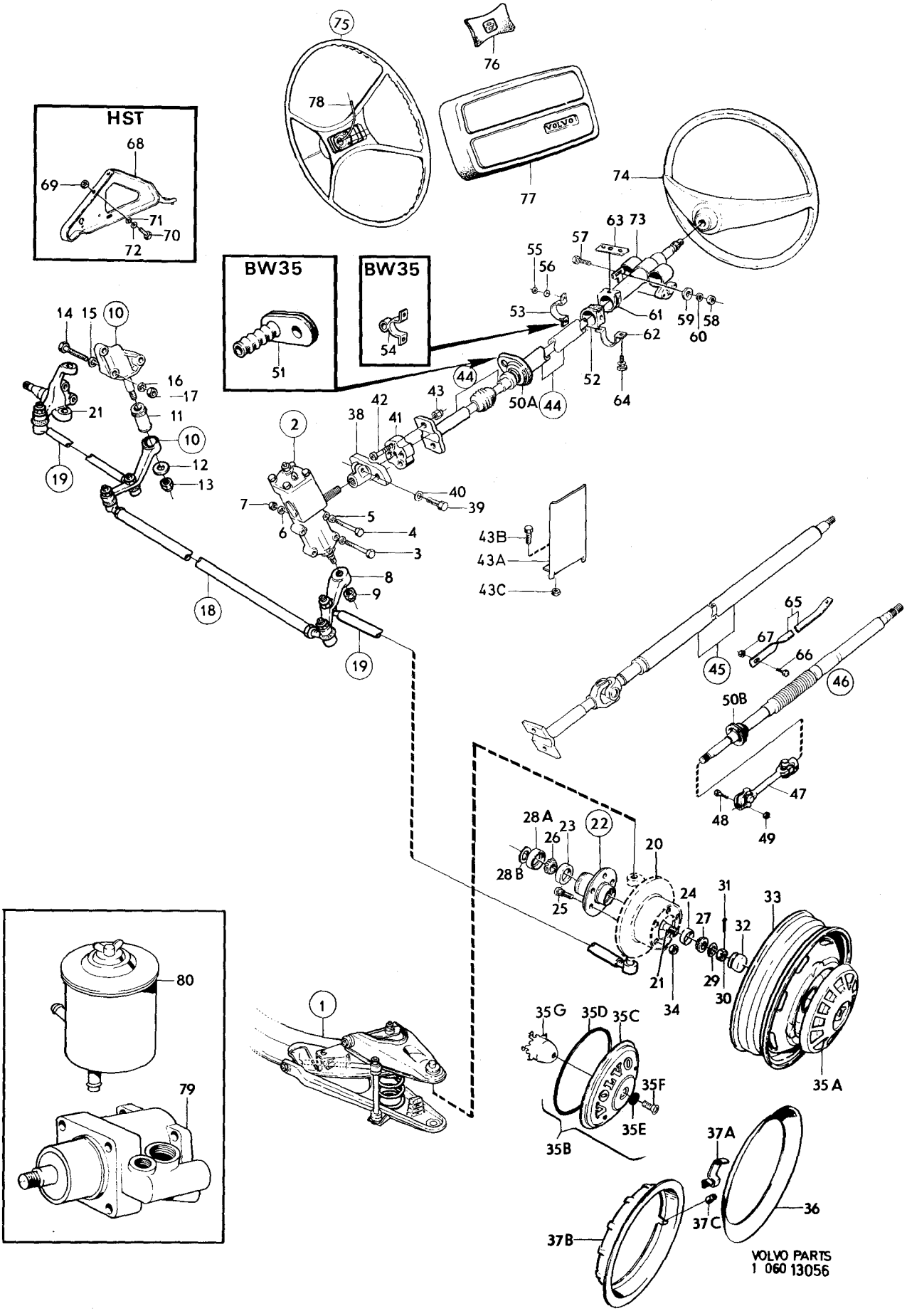
HST
68
69
71
70
72
BW35
51
BW35
54
75
76
78
77
74
63 73
57
55
56
53
61
59
58
60
62
52
64
44
50A
44
43
42
38
41
2
40
39
7
6
5
4
3
8
9
18
19
19
43B
43A
43C
14
15
10
16
17
21
11
10
12
13
19
65
67
66
45
46
50B
47
48
49
28A
26
23
22
20
28B
25
24
31
33
27
32
21
29
30
34
35 A
35G
35D
35C
35F
35E
35B
37A
36
37C
37B
1
80
79
VOLVO PARTS
1 060 13056

Sida	Grupp	Framaxel,styrning, nav,hjul	Front axle,steering hubs,wheels	Illustration 13056	0050
6	6				
Page	Group			1975-12	

Pos. Fig.	Antal/Quantity VST	HST			Detalj nr Part No	Benämning	Description	Sats Kit	Anmärkning Notes	
71	–	2	–	–	955894-1	Mutter	Nut			2500
72	–	2	–	–	955921-2	Fjäderbricka	Spring washer			2510
73	1	1	–	–		Rattlås	Steering column lock		SE GRUPP 3	2520
74	1	1	–	–	679705-4	Ratt	Steering wheel		CH–52789	3010
	1	1	–	–	282670-9	Ratt	Steering wheel		GT.	3020
75	1	1	–	–	1210248-9	Ratt,kmpl	Steering wheel,cpl		CH 52790–74449	3030
	1	1	–	–	1210299-2	Ratt,kmpl	Steering wheel, cpl		CH 74450–146111	3040
	–	–	–	–					ERS AV 1221400	3041
	1	1	–	–	1221400-3	Ratt,kmpl	Steering wheel,cpl		CH 146112–	3042
	–	–	–	–		•Det sida 32 , 2-K11	•Comps. page 32 , 2-K11			3050
76	1	1	–	–	1210382-6	Stötskydd	Shock guard		CH 52790–74449	3060
77	1	1	–	–	1210394-1	Stötskydd	Shock guard		CH 74450	[illegible]
78	ERF	ERF	–	–		Signalledning	Horn cable		SE GRUPP 3	3080
79	1	1	–	–		Pump,servostyrning	Hydraulic pump servo steering		SE SIDA 22, 2-K01	[illegible]
80	1	1	–	–		Oljebehållare,servo–styrning	Oil reservoir, servo steering		SE SIDA 22, 2-K01	3110 3120
	2	2	–	–	273161-0	Framhjulslagersats	Front wheel bearing kit			[illegible]

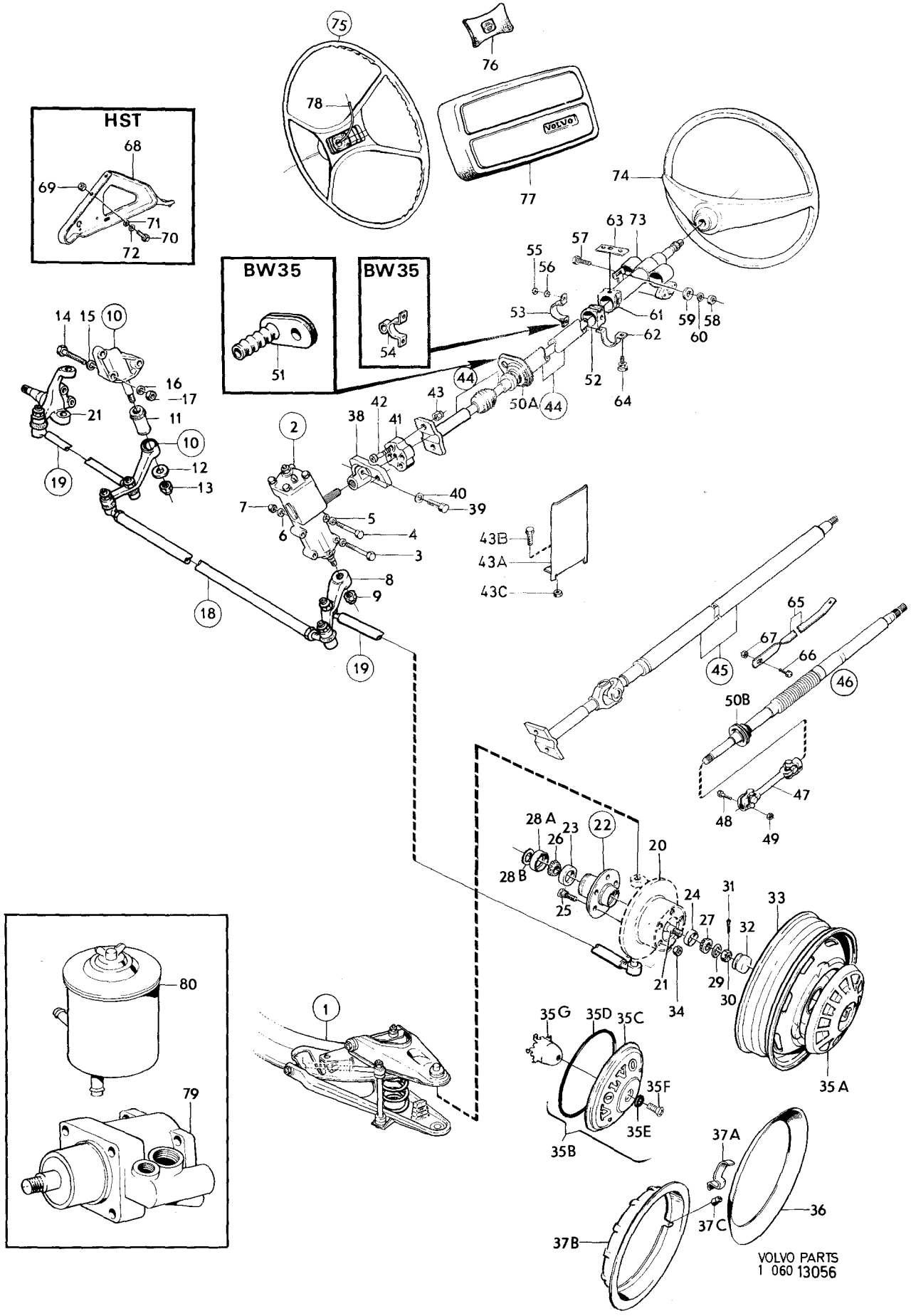
HST
BW35
BW35
VOLVO
VOLVO PARTS
1 060 13056

Sida 8 Grupp 6 Rattstång Steering rod Illustration 11665 0100

Page Group 1975-03

Pos. Fig.	Antal/Quantity 684 573 −574	687 405 −406	687 416 −417	1212 244	Detalj nr Part No	Benämning	Description	Sats Kit	Anmärkning Notes	
1	1	–	–	–	684573-9	Rattstång	Steering rod			1010
	1	–	–	–	684574-7	Rattstång	Steering rod			1020
2	–	1	–	–	687405-1	Rattstång	Steering rod			1030
	–	–	1	–	687416-8	Rattstång	Steering rod	3		1040
	–	1	–	–	687406-9	Rattstång	Steering rod	3		1050
	–	–	1	–	687417-6	Rattstång	Steering rod	3		1060
	–	–	–	1	1212244-6	Rattstång	Steering rod	3		1070
3	1	–	–	–		•Rattrör,nedre	•Column tube,lower	8		1080
4	1	–	–	–		•Rattrör,övre	•Column tube,upper	8		1090
5	–	1	1	1		•Rattrör	•Column tube	8		1100
6	1	1	1	1	85612-0	•Fjäder	•Spring	3		1110
7	1	1	1	1	85613-8	•Säte	•Seat	3		1120
8	1	1	1	1	85611-2	•Kullager	•Ball bearing	2		1130
9	1	–	–	–	679262-6	•Tätning	•Seal	4		1140
10	1	1	1	1	942270-0	•Mutter	•Nut	0		1150
11	–	1	1	1	952076-8	•Propp	•Plug	0		1160
	–	–	–	–						1170
	–	–	–	–						1180
	1221	–	–	–						1190
	608	–	–	–						1200
12	1	–	–	–	1221608-1	Rattstång,övre	Steering rod,upper			1210
13	1	–	–	–		•Rattrör,nedre	•Column tube,lower	8		1220
14	1	–	–	–		•Rattrör,övre	•Column tube,upper	8		1230
15	2	–	–	–	85612-0	•Fjäder	•Spring			1240
16	2	–	–	–	85613-8	•Säte	•Seat			1250
17	2	–	–	–	85611-2	•Kullager	•Ball bearing			1260
18	1	–	–	–	914456-9	•Spårring	•Clamp ring			1270
19	1	–	–	–	942270-0	•Mutter	•Nut			1280

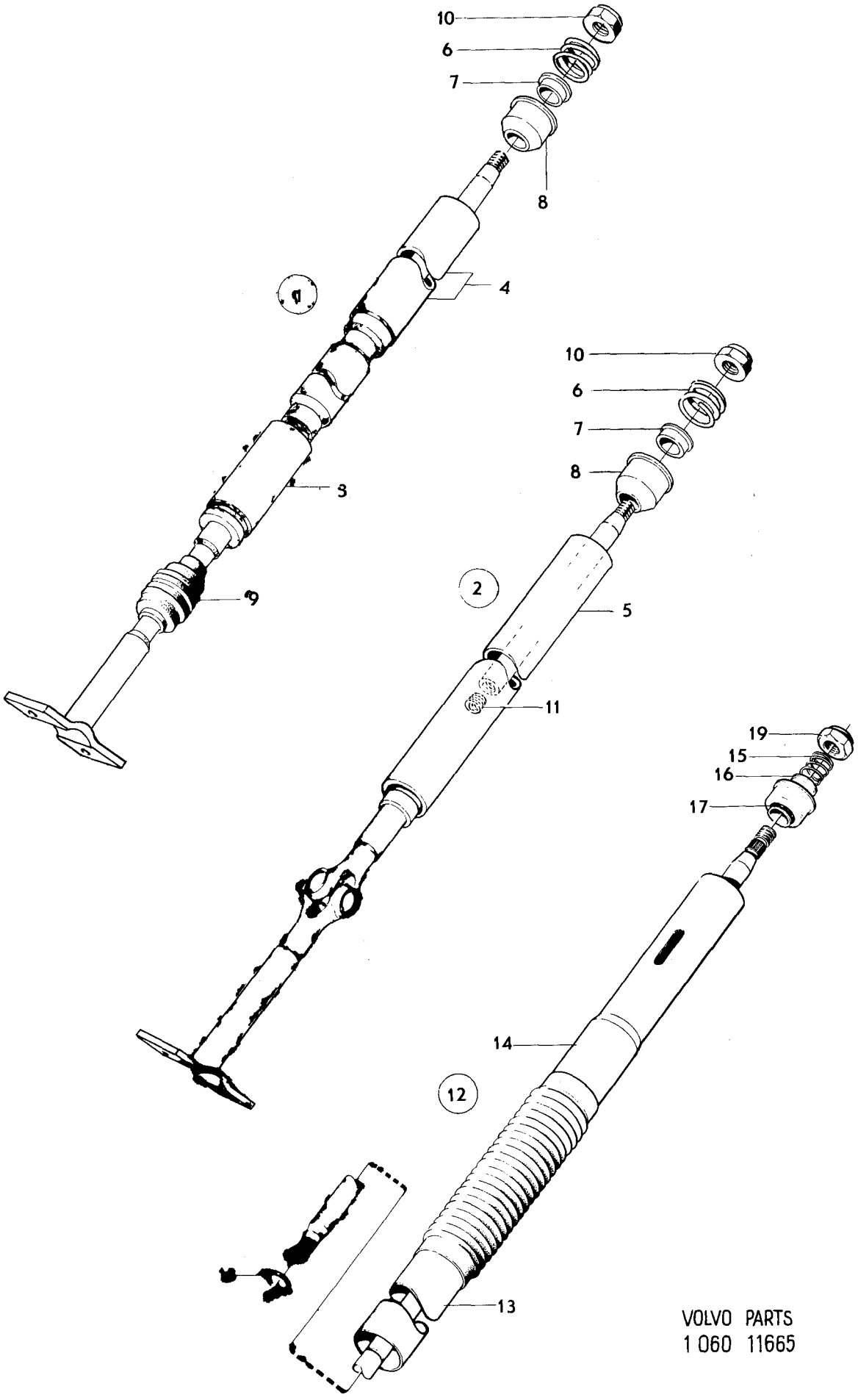

VOLVO PARTS
1 060 11665

Sida 10 Grupp 6 Framaxel — Front axle — Illustration 13057 — 0150

Page Group — 1975-12

Pos. Fig.	Antal/Quantity				Detalj nr Part No	Benämning	Description	Sats Kit	Anmärkning Notes	
1	1	–	–	–	1212287-5	Framaxel	Front suspension cross member		CH–102949 ERS AV 1 ST 1206212–1 2 ST 1221459–9	1010 1020 1030
	1	–	–	–	1206212-1	Framaxel	Front suspension cross member		CH 102950–	1040 1050
2	4	–	–	–	955898-2	Bricka	Washer			1060
3	4	–	–	–	943505-8	Skruv	Screw			1070
4	2	–	–	–	940114-2	Skruv	Screw		3/8–22 CH–8411	1080
	2	–	–	–	943666-8	Skruv	Bolt		3/8–16 CH8412–	1090
5	2	–	–	–	955826-3	Mutter	Nut		5/16–18 CH–8411	1100
	2	–	–	–	955827-1	Mutter	Nut		3/8–16 CH8412–	1110
6	2	–	–	–	83107-3	Gummibuffert	Rubber cushion			1120
7	1	–	–	–	680341-5	Länkarm,V	Wishbone,L		CH–12199 ERS AV 1 ST 684765–1,2 ST 683264–6 1 ST 683265–3,1 ST 683266–1,1 ST 683760–3 1 ST 943659–3	1130 1140 1150 1160 1170
	1	–	–	–	684765-1	Länkarm,V	Wishbone,L		3) CH 12200–	1180
	1	–	–	–	680342-3	Länkarm,H	Wishbone,R		CH–12199 ERS AV 1 ST 684766–9,2 ST 683264–6 1 ST 683265–3,1 ST 683266–1,1 ST 683760–3 1 ST 943659–3	1190 1200 1210 1220 1230
	1	–	–	–	684766-9	Länkarm,H	Wishbone,R		3) CH 12200–	1240
	–	–	–	–		•Det sida 26, 2-K05	•Comps. page 26, 2-K05			1250
	1	–	–	–	684767-7	Länkarm,V	Wishbone,L		4) CH 12200– EXCL USA CAN. SPEC UTF 5703 CH 10580–	1260 1270 1280 1281
	1	–	–	–	684768-5	Länkarm,H	Länkarm,R		4) CH 12200– EXCL USA CAN. SPEC UTF 5703 CH 10580–	1290 1300 1310 1311
	–	–	–	–		•Det sida 28, 2-K07	•Comps. page 28, 2-K07			1320
8	2	–	–	–	950377-2	Mutter	Nut	S		1330
9	2	–	–	–	683266-1	Distansring	Spacer ring		CH 12200– SPEC UTF 5703 CH 10580–	1340 1350 1351
10	2	–	–	–	942941-6	Skruv	Bolt		L 333 CH–12199	1360
	2	–	–	–	943659-3	Skruv	Bolt		L 342 CH 12200–	1370
11	4	–	–	–	667791-8	Bricka	Washer		CH–12199	1380
	4	–	–	–	683264-6	Bricka	Washer		CH 12200–	1390
12	2	–	–	–	680218-5	Gummiring	Rubber ring		CH–12199	1400
	2	–	–	–	683760-3	Gummiring	Rubber ring		3) CH 12200–	1410
	2	–	–	–	683263-8	Gummiring	Rubber ring		4) CH 12200– EXCL USA CAN. SPEC UTF 5703 CH 10580–	1420 1430 1440 1441
13	2	–	–	–	667792-6	Bricka	Washer		CH–12199	1450
	2	–	–	–	683265-3	Bricka	Washer		CH 12200–	1460
14	2	–	–	–	950377-2	Mutter	Nut			1470
15	2	–	–	–	688252-6	Stötdämpare	Shock absorber		MÄRKT ALT 688252, 688249	1480 1481
	2	–	–	–	1212165-3	Stötdämpare	Shock absorber		MÄRKT 1212165	1482
	2	–	–	–	681762-1	Stötdämpare förstärkt	Chock absorber reinforced		MÄRKT 681762	1490 1500
	2	–	–	–	282770-7	Stötdämpare	Cock absorber		MÄRKT 1212389	1510
	2	–	–	–	273153-7	Monteringssats	Installation kit			1520
16	4	–	–	–	675274-5	•Bricka	•Washer	S		1530

3. För vagnar med diagonaldäck. For cars with diagonal tyres. Pours véhicules à pneus sculptures diagonales. Für Wagen mit Diagonalreifen. Para vehículos con neumáticos diagonales.
4. För vagnar med radialdäck. For cars with radial tyres. Pour véhicules à pneus à sculptures radiales. Für Wagen mit Gürtelreifen. Para vehículos con neumáticos radiales.

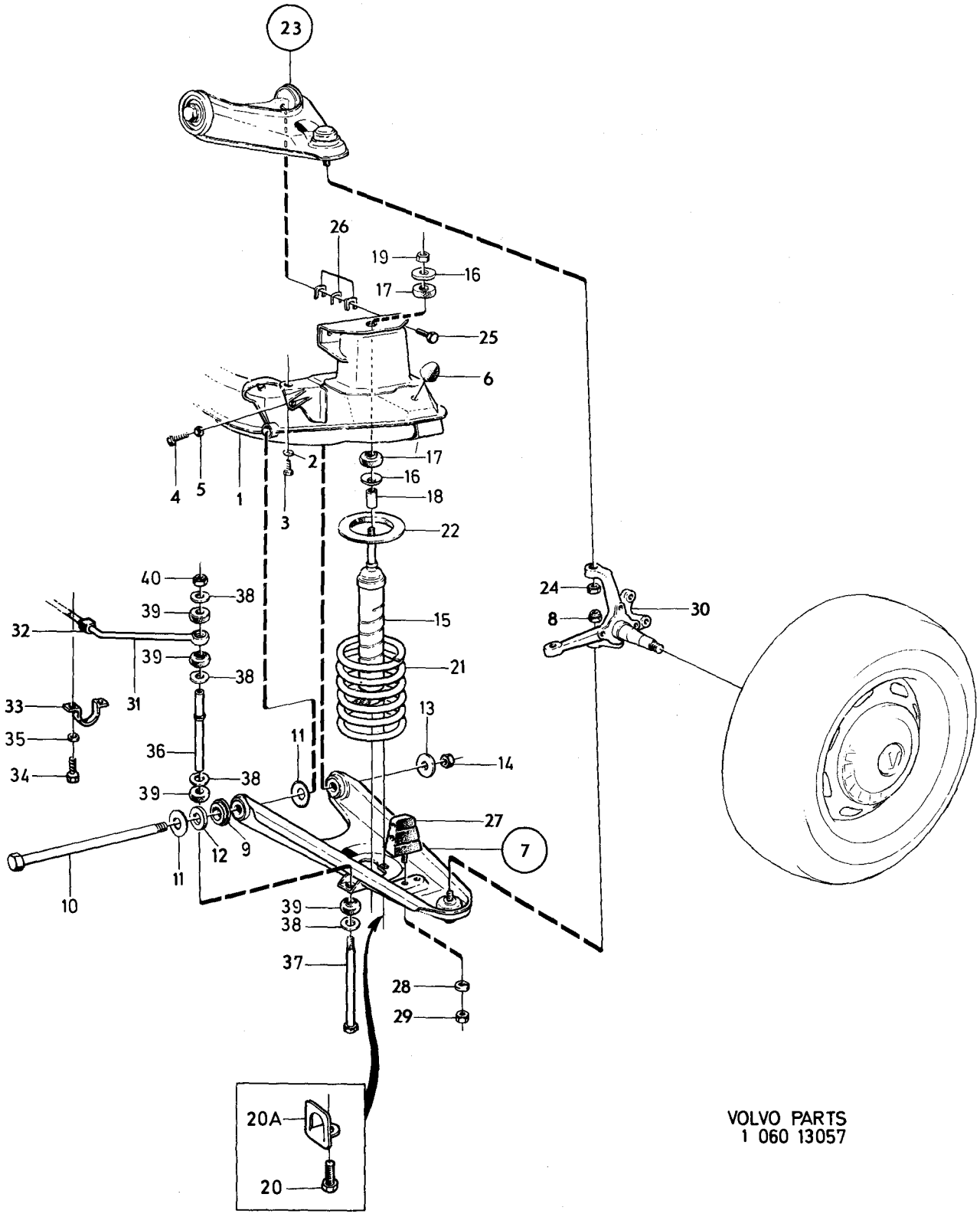

VOLVO PARTS
1 060 13057

Sida 12 Page | Grupp 6 Group | Framaxel Front axle | Illustration 13057 | 0150

1975-03

Pos. Fig.	Antal/Quantity				Detalj nr Part No	Benämning	Description	Sats Kit	Anmärkning Notes	
17	4	–	–	–	675247-1	•Gummibussning	•Rubber bushing	S		1540
18	2	–	–	–	677057-2	•Distansrör	•Spacer tube	S		1550
19	2	–	–	–	955848-7	•Mutter	•Nut	S		1560
20	4	–	–	–	942402-9	•Skruv	•Screw	S		1570
20a	4	–	–	–	1221794-9	Stödbricka	Support washer			1571
21	2	–	–	–	678899-6	Fjäder	Spring		CH–36777	1580
	2	–	–	–	687451-5	Fjäder	Spring		CH 36778–102949	1590
	2	–	–	–	1221459-9	Fjäder	Spring		CH 102950–	1600
									EXCL USA CAN	1601
	2	–	–	–	1221458-1	Fjäder	Spring		CH 102950–, USA CAN	1610
22	2	–	–	–	675079-8	Gummimellanlägg	Rubberspacer			1620
23	1	–	–	–	688022-3	Länkarm,V	Wishbone,L			[illegible]
	1	–	–	–	688023-1	Länkarm,H	Wishbone,R			[illegible]
	–	–	–	–		•Det sida 30 , 2-K09	•Comps. page 30 , 2-K09			2030
24	2	–	–	–	950376-4	Mutter	Nut			[illegible]
25	4	–	–	–	947618-5	Skruv	Screw		(946365)	[illegible]
26	–	–	–	–		Justermellanlägg	Shim			2060
	ERF	–	–	–	654107-2	•Tj 0,15	•Th 0.15			[illegible]
	ERF	–	–	–	654106-4	•Tj 0,50	•Th 0.50			[illegible]
	ERF	–	–	–	654105-6	•Tj 1,00	•Th 1.00			2090
	ERF	–	–	–	658769-5	•Tj 3,00	•Th 3.00			[illegible]
	ERF	–	–	–	658770-3	•Tj 6,00	•Th 6.00			[illegible]
27	2	–	–	–	675253-9	Gummibuffert	Rubber cushion			2120
28	2	–	–	–	941907-8	Låsbricka	Lock washer			2130
29	2	–	–	–	955826-3	Mutter	Nut			2140
30	1	–	–	–	682368-6	Spindel,V	Steering knuckle,L			2150
	–	–	–	–	682369-4	Spindel,H	Steering knuckle,R			2160
31	1	–	–	–	678396-3	Krängningshämmare	Anti roll bar			2170
32	2	–	–	–	678907-7	Gummibussning	Rubber bushing			2180
33	2	–	–	–	663130-3	Klammer	Clamp			2190
34	4	–	–	–	944429-0	Skruv	Screw			2200
35	4	–	–	–	942336-9	Fjädrande bricka	Resilient washer			2210
36	2	–	–	–	677561-3	Distansrör	Spacer tube			2220
37	2	–	–	–	106841-0	Skruv	Screw			2230
38	8	–	–	–	83126-3	Bricka	Washer			2240
39	8	–	–	–	83125-5	Gummibussning	Rubber bushing			2250
40	2	–	–	–	955826-3	Mutter	Nut			2260

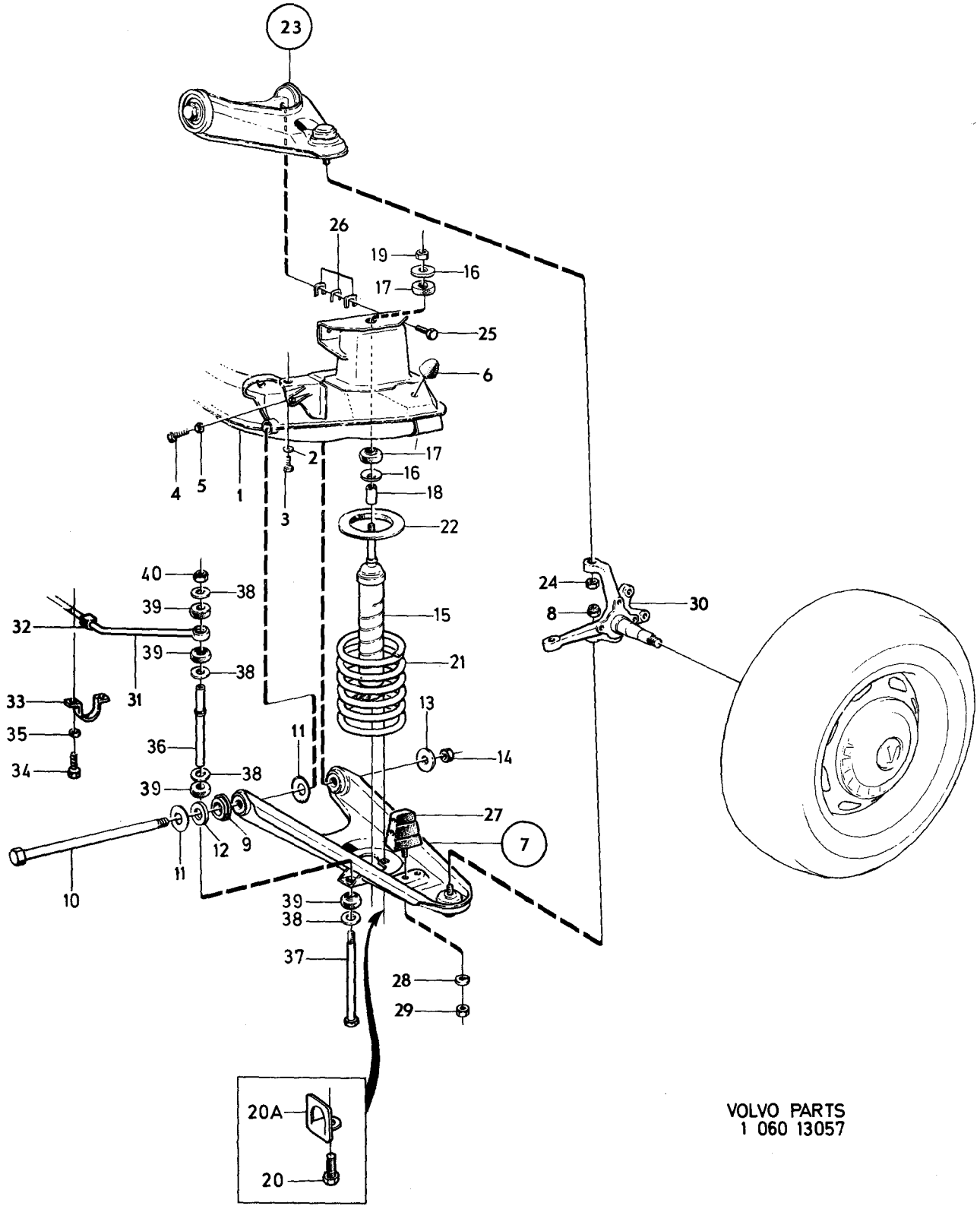

VOLVO PARTS
1 060 13057

Sida 14 Page | Grupp 6 Group | Styrinrättning, us | Steering gear, us | Illustration 6592 1975-03 | 0200

Pos. Fig.	Antal/Quantity 680 003	680 004			Detalj nr Part No	Benämning	Description	Sats Kit	Anmärkning Notes	
1	1	–	–	–	680003-1	Styrinrättning	Steering gear	4	VST	1010
	–	1	–	–	680004-9	Styrinrättning	Steering gear	4	HST	1020
2	1	–	–	–	681675-5	•Hus	•Housing			1030
	–	1	–	–	681676-3	•Hus	•Housing			1040
3	2	2	–	–	681924-7	••Bussning	•Bushing	2		1050
4	3	3	–	–		••Styrpinne	••Guide pin	8		1060
5	4	4	–	–	681692-0	•Tätningsring	•Seal ring	1		1070
6	1	–	–	–	681678-9	•Snäckskruv	•Worm mask	3		1080
	–	1	–	–	681679-7	•Snäckskruv	•Worm mask	3		1090
7	1	1	–	–	681686-2	•Medbringare	•Companion flange	3		1100
8	1	1	–	–	681688-8	•Kulskål	•Ball shell	2		1110
9	1	1	–	–	681689-6	•Kulskål	•Ball shell	2		1120
10	23	23	–	–	681737-3	•Kula	•Ball	2		1130
11	1	1	–	–	681684-7	•Lock	•Cover			1140
12	2	2	–	–	681700-1	•Packning	•Gasket	1		1150
13	–	–	–	–		•Justermellanlägg	•Shim			1160
	ERF	ERF	–	–	681813-2	••Tj 0,002	••Th 0.002	2		1170
	ERF	ERF	–	–	681701-9	••Tj 0,005	••Th 0.005	2		1180
	ERF	ERF	–	–	681702-7	••Tj 0,010	••Th 0.010	2		1190
14	1	1	–	–	681691-2	•Tätningsring	•Seal ring	1		1200
15	1	1	–	–	681683-9	•Hållare	•Retainer			1210
16	4	4	–	–	681704-3	•Skruv	•Screw	3		1220
17	1	1	–	–	681677-1	•Utgående axel	•Lever shaft	3		1230
18	1	1	–	–	681926-2	•Fjäder	•Spring	2		1240
19	1	1	–	–	681685-4	•Styrning	•Guide	2		1250
20	1	–	–	–	681680-5	•Lock	•Cover			1260
	–	1	–	–	681681-3	•Lock	•Cover			1270
21	1	1	–	–	681695-3	•Packning	•Gasket	1		1280
22	2	2	–	–	681738-1	•Skruv	•Screw	3		1290
23	1	1	–	–	683634-0	•Gummipropp	•Rubber plugg	1		1300
24	1	1	–	–	681682-1	•Lock	•Cover			1310
25	1	1	–	–	681696-1	•Packning	•Gasket	1		1320
26	–	–	–	–		•Justermellanlägg	•Shim			1330
	ERF	ERF	–	–	681698-7	••Tj 0,002	••Th 0.002	2		1340
	ERF	ERF	–	–	681697-9	••Tj 0,005	••Th 0.005	2		1350
	ERF	ERF	–	–	681699-5	••Tj 0,010	••Th 0.010	2		1360
27	1	1	–	–	955524-4	•Skruv	•Screw	0		1370
28	2	2	–	–	681739-9	•Skruv	•Bolt	3		1380
29	2	2	–	–	955826-3	•Mutter	•Nut	0		1390
30	2	2	–	–	681703-5	•Fjäderbricka	•Spring washer			1400

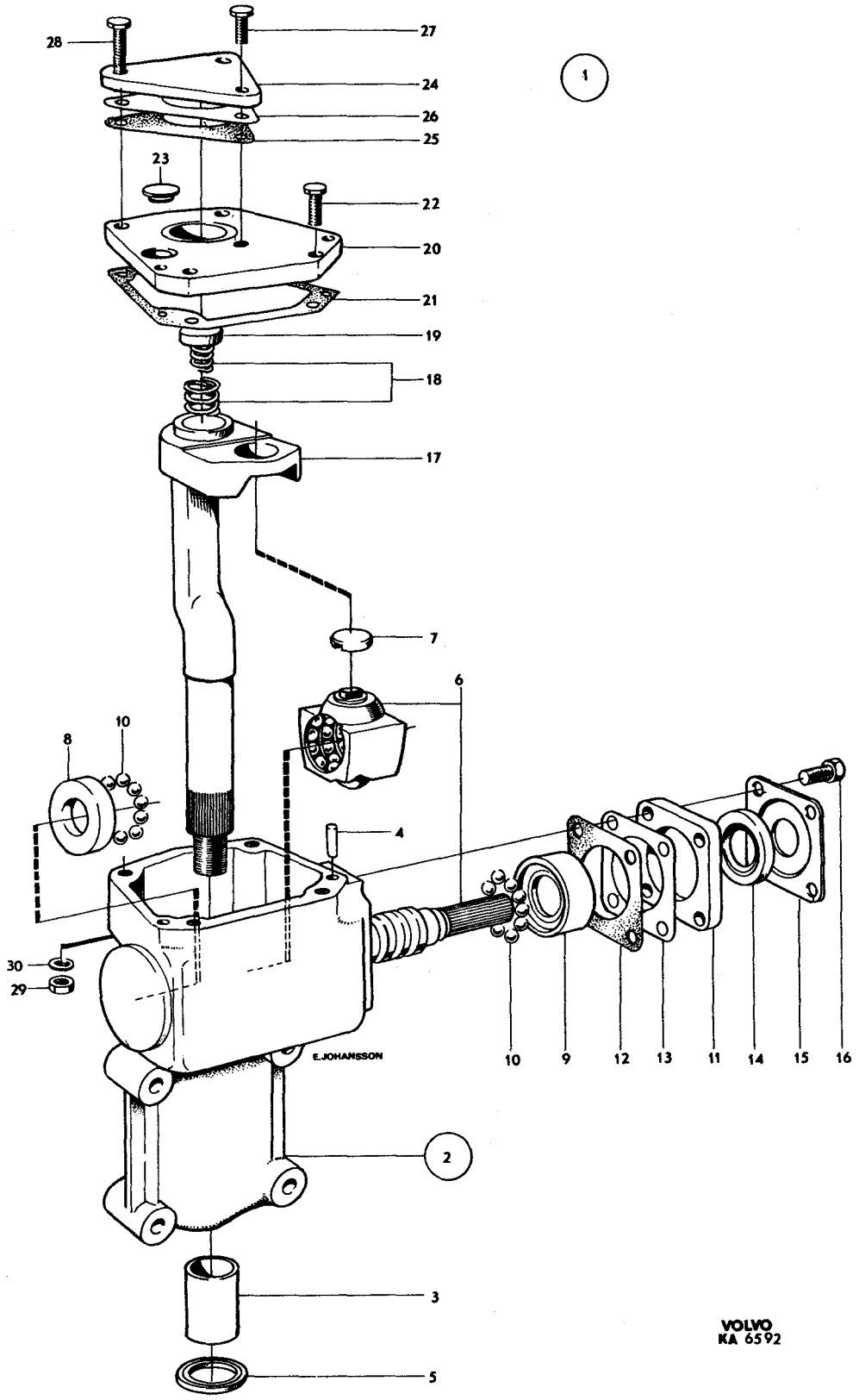
28
27
24
26
25
23
22
20
21
19
18
17
7
6
8
10
4
30
29
E.JOHANSSON
10
9
12
13
11
14
15
16
2
3
5
1
VOLVO
KA 6592

Sida 16 Page | Grupp 6 Group | Styrväxel,ms | Steering box,ms | Illustration 7037 | 1975-12 | 0250

Pos. Fig.	Antal/Quantity 679 687	1206 052	681 452	1206 054	Detalj nr Part No	Benämning	Description	Sats Kit	Anmärkning Notes	
1	1	–	–	–	679687-4	Styrväxel	Steering box		VST	1010
	–	1	–	–	1206052-1	Styrväxel	Steering box		VST	1020
	–	–	1	–	681452-9	Styrväxel	Steering box		HST ERS AV 1206054–7	1030
	–	–	–	1	1206054-7	Styrväxel	Steering box		HST	1040
2	1	1	–	–	681345-5	•Hus	•Housing			1050
	–	–	1	1	681987-4	•Hus	•Housing			1060
3	4	4	4	4	682374-4	••Nållager	••Needle bearing			1070
4	1	1	1	1	914523-6	••Låsring	••Circlip			1080
5	1	1	1	1	681346-3	••Tätningsring	••Seal ring	S		1090
6	1	1	1	1	352611-8	•Propp	•Plug		(338334)	1100
7	1	1	1	1	18839-1	•Packning	•Packing			1110
8	1	1	1	1	681347-1	•Bricka	•Washer			1120
9	1	1	1	1	681348-9	•Tätningsring	•Seal ring	S		1130
10	1	1	–	–	681384-4	•Utgående axel	•Lever shaft			1140
	–	–	1	1	681989-0	•Utgående axel	•Lever shaft			1150
11	1	1	1	1	681385-1	••Justerskruv	••Adjuster screw			1160
12	1	1	1	1		••Justerbricka,alt	••Adjuster washer,alt			1170
	–	–	–	–	659331-3	•••Tj 2,15	•••Th 2.15			1180
	–	–	–	–	659219-0	•••Tj 2,20	•••Th 2.20			1190
	–	–	–	–	659220-8	•••Tj 2,25	•••Th 2.25			1200
	–	–	–	–	659221-6	•••Tj 2,30	•••Th 2.30			1210
	–	–	–	–	659222-4	•••Tj 2,35	•••Th 2.35			1220
	–	–	–	–	659223-2	•••Tj 2,40	•••Th 2.40			1230
	–	–	–	–	659224-0	•••Tj 2,45	•••Th 2.45			1240
13	1	1	1	1	659225-7	••Låsring	••Circlip			1250
14	1	1	1	1	681349-7	•Lock	•Cover			1260
15	1	1	1	1	682374-4	••Nållager	••Needle bearing			1270
16	1	1	1	1	681350-5	•Gummiring	•Rubber ring	S		1280
17	2	2	2	2	681351-3	•Skruv (utanhål)	•Bolt (without seal hole)			1290
	2	2	2	2	681352-1	•Skruv (medhål)	•Bolt (with seal hole)			1300
18	4	4	4	4	955894-1	•Bricka	•Washer			1310
19	1	1	1	1	681353-9	•Luftningsskruv	•Air–venting screw			1320
20	1	1	1	1	946520-4	•Mutter	•Nut		(681386)	1330
21	1	1	–	–	1206053-9	•Snäckskruv	•Worm mask		(681354)	1340
	–	–	1	1	1206055-4	•Snäckskruv	•Worm mask		(681988)	1360
22	1	1	1	1		••Kolv	••Piston	8		1380
23	1	1	1	1	681366-1	•••Hylsa	•••Sleeve			1390
24	1	1	1	1	681367-9	•••Kolvring	•••Piston ring	S		1400
25	1	1	1	1	681368-7	•••Gummiring	•••Rubber ring	S		1410
26	1	1	1	1	681369-5	•••Ring	•••Ring			1420
27	2	2	–	–	681370-3	•••Rörhalva	•••Ball tube half			1430
	–	–	2	2	673877-7	•••Rörhalva	•••Ball tube half			1440
28	1	1	1	1		•••Kulsats,alt	•••Ball kit,alt			1450
	–	–	–	–	681371-1	••••D 6,989	••••D 6.989			1460
	–	–	–	–	681372-9	••••D 6,994	••••D 6.994			1470
	–	–	–	–	681373-7	••••D 7,001	••••D 7.001			1480
	–	–	–	–	681374-5	••••D 7,007	••••D 7.007			1490
	–	–	–	–	681375-2	••••D 7,013	••••D 7.013			1500
29	1	1	–	–	681378-6	•••Packning	•••Gasket	S		1510
	–	–	1	1	673879-3	•••Packning	•••Gasket	S		1520
30	1	1	1	1	681376-0	•••Pinne	•••Pin			1530
31	1	1	1	1	673878-5	•••Propp	•••Plug			1540
32	3	3	3	3	681383-6	••Gummiring	••Rubber ring	S		1550
33	3	3	3	3	681380-2	••Packning	••Packing	S		1560
34	1	1	1	1	681355-4	••Nållager,alt	••Needle bearing,alt			1570
	1	1	1	1	681356-2	••Nållager,alt	••Needle bearing,alt			1580
	1	1	1	1	681357-0	••Nållager,alt	••Needle bearing,alt			1590
	1	1	1	1	681358-8	••Nållager,alt	••Needle bearing,alt			1600
35	1	1	1	1	681359-6	••Lagerhylsa,alt	••Bearing cage,alt		D1 28,0	2010
	1	1	1	1	681360-4	••Lagerhylsa,alt	••Bearing cage,alt		D1 28,015	2020
36	1	1	1	1	681364-6	••Kulhållare	••Ball retainer			2030
37	2	2	2	2	1207353-2	••Fjäder	••Spring			2040
38	2	2	2	2	681361-2	••Bricka	••Washer			2050

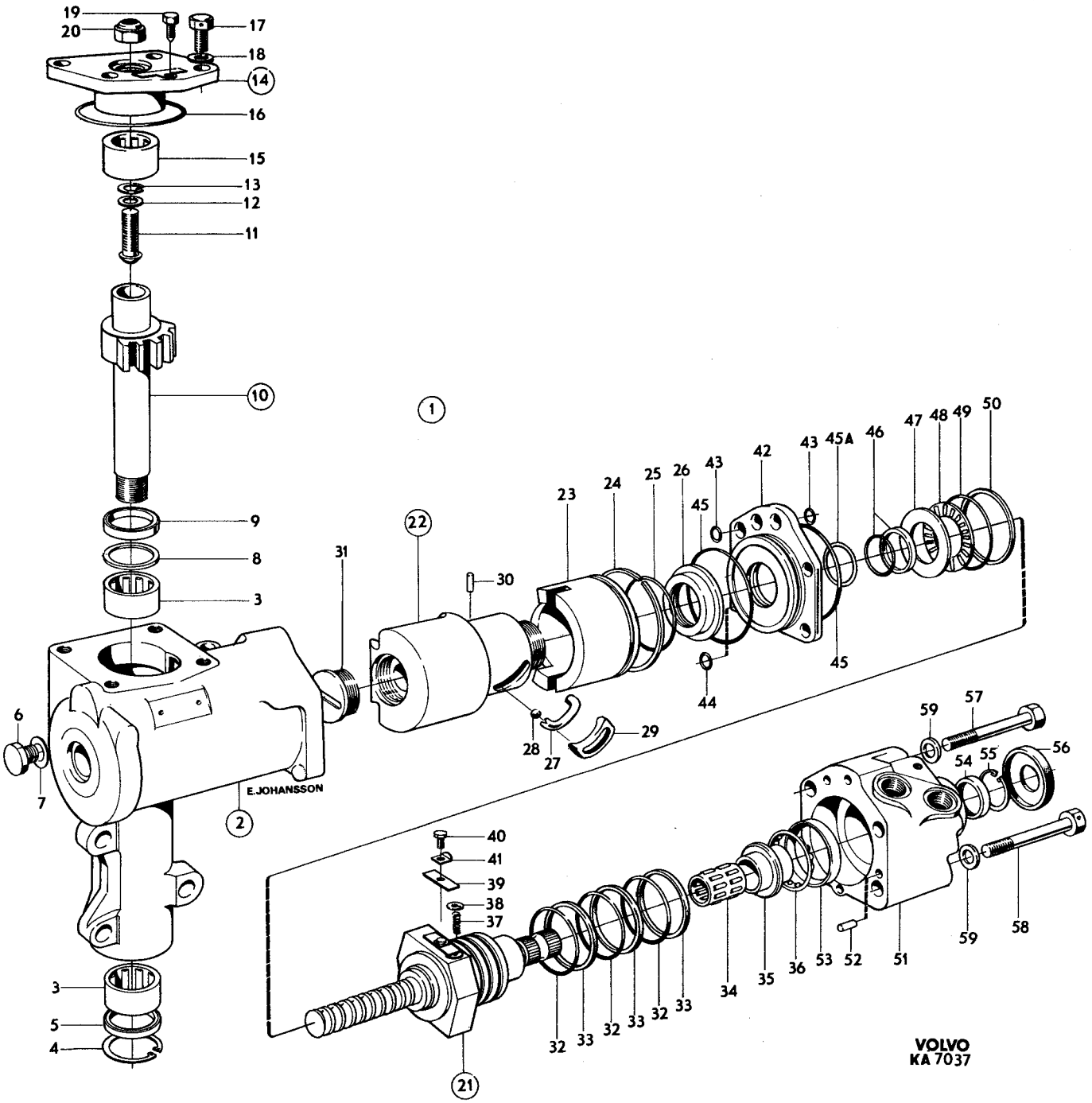
19
20
17
18
14
16
15
13
12
11
10
9
8
3
1
22
31
30
23
24
25
26
43
45
42
43
45A
46
47
48
49
50
44
45
6
7
E.JOHANSSON
2
28
27
29
59
57
56
54
55
40
41
39
38
37
32
33
32
33
32
33
34
35
36
53
52
51
59
58
3
5
4
21
VOLVO
KA 7037

Sida 18 Grupp 6 Styrväxel,ms — Steering box,ms — Illustration 7037 0250
Page Group 1975-12

Pos. Fig.	Antal/Quantity 679 687	1206 052	681 452	1206 054	Detalj nr Part No	Benämning	Description	Sats Kit	Anmärkning Notes	
39	1	1	1	1	673875-1	••Hållare	••Retainer			2060
40	1	1	1	1	955245-6	••Skruv	••Screw			2070
41	1	1	1	1	681363-8	••Låsbricka	••Lock washer			2080
42	1	1	1	1	681393-5	•Lock	•Cover			2090
43	4	4	4	4	681394-3	•Gummiring	•Rubber ring	S		2100
44	2	2	2	2	681395-0	•Gummiring	•Rubber ring	S		2110
45	2	2	2	2	681396-8	•Gummiring	•Rubber ring	S		2120
45a	ERF	ERF	ERF	ERF	681854-6	•Justermellanlägg,tj 0,15	•Shim,tj 0.15			2130
46	1	1	1	1	681397-6	•Packning	•Packing	S		2140
47	1	1	1	1		•Lagerbricka,alt	•Bearing washer,alt			2150
	–	–	–	–	681398-4	••Tj 1,9	••Th 1.9			2160
	–	–	–	–	681399-2	••Tj 2,0	••Th 2.0			2170
	–	–	–	–	681400-8	••Tj 2,1	••Th 2.1			2[illegible]
	–	–	–	–	681401-6	••Tj 2,2	••Th 2.2			2190
	–	–	–	–	681402-4	••Tj 2,3	••Th 2.3			2200
	–	–	–	–	681403-2	••Tj 2,4	••Th 2.4			2[illegible]
48	1	1	1	1	183353-2	•Nållager	•Needle bearing			2220
49	1	1	1	1	681404-0	•Gummiring	•Rubber ring	S		2230
50	1	1	1	1		•Packning,alt	•Packing,alt			2[illegible]
	–	–	–	–	681406-5	••Tj 1,7	••Th 1.7	S		2250
	–	–	–	–	681407-3	••Tj 1,8	••Th 1.8	S		2260
51	1	1	–	–	681387-7	•Ventilhus	•Valve housing			2[illegible]
	–	–	1	1	681990-8	•Ventilhus	•Valve housing			2280
52	1	1	1	1	681883-5	•Pinne	•Pin			2290
53	1	1	1	1	681389-3	•Lagerring	•Bearing race			2300
54	1	1	1	1	681388-5	•Tätningsring	•Seal ring	S		2310
55	1	1	1	1	914516-0	•Låsring	•Circlip			2320
56	1	1	1	1	673884-3	•Gummikåpa	•Rubber cap	S		2330
57	2	2	2	2	681390-1	•Skruv (utan hål)	•Screw (without seal hole	)		2340
58	2	2	2	2	681391-9	•Skruv (med hål)	•Screw (with hole)			2350
59	4	4	4	4	955894-1	•Bricka	•Washer			2360
	1	1	–	–	271517-5	Packningssats	Gasket kit			2370
	–	–	1	1	271516-7	Packningssats	Gasket kit			2380
	1	1	1	1	271518-3	Packningssats	Gasket kit			2390

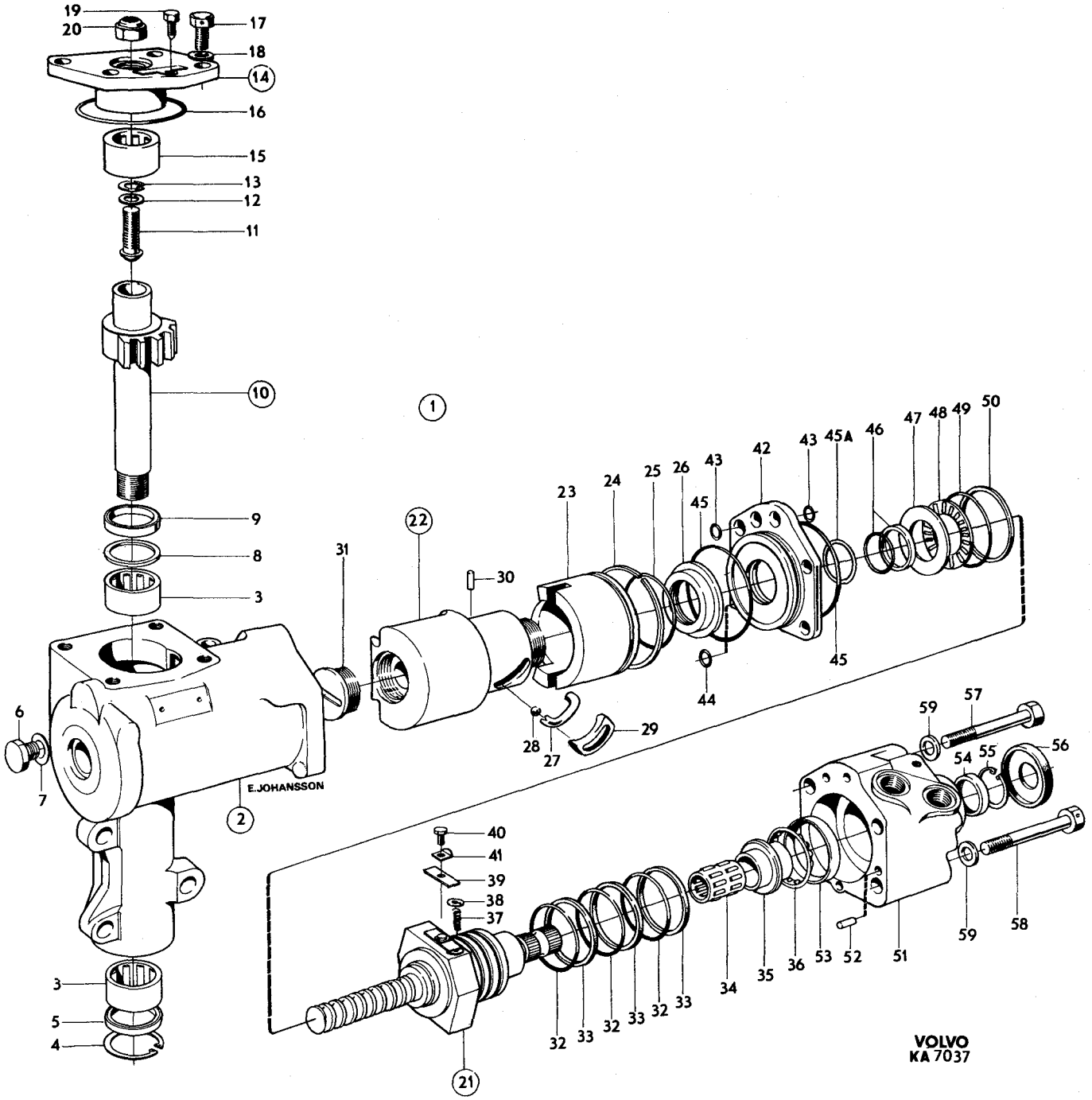
19
20
17
18
14
16
15
13
12
11
10
9
8
3
1
22
31
30
23
24
25
26
43
45
42
43
45A
46
47
48
49
50
44
45
6
7
E.JOHANSSON
2
28
27
29
59
57
56
55
54
40
41
39
38
37
3
5
4
32
33
32
33
32
33
34
35
36
53
52
51
59
58
21
VOLVO
KA 7037

Sida 20 Page | Grupp 6 Group | Parallellstag,styrstag | Tie rod,steering rod | Illustration 6616 | 0300

1975-12

Pos. Fig.	Antal/Quantity				Detalj nr Part No	Benämning	Description	Sats Kit	Anmärkning Notes	
1	1	–	–	–	678929-1	Parallellstag	Tie rod	3	ALT 1.	1010
2	1	–	–	–	675294-3	•Rör	•Tube	3		1020
3	1	–	–	–	679290-7	•Kulled, v–gängad	•End, lh thread	1		1030
	1	–	–	–	679291-5	•Kulled, h–gängad	•End, rh thread	1		1040
4	2	–	–	–		••Gummikåpa	••Rubber casing	8		1050
5	2	–	–	–	670420-9	••Låsring	••Circlip	2		1060
6	2	–	–	–	672785-3	••Spännring	••Tensioner ring	2		1070
7	1	–	–	–	661288-1	•Mutter, v–gängad	•Nut, lh thread	3	M 14X1,5	1080
	1	–	–	–	661289-9	•Mutter, h–gängad	•Nut, rh thread	3	M 14X1,5	1090
8	1	–	–	–	1206231-1	Styrstag,V	Steering rod,L		(678931) ALT 1.	1100
	1	–	–	–	1206232-9	Styrstag,H	Steering rod,R		(678932) ALT 1.	1110
9	4	–	–	–		•Gummikåpa	•Rubber casing	8		1120
10	4	–	–	–	670420-9	•Låsring	•Circlip	2		1130
11	4	–	–	–	672785-3	•Spännring	•Tensioner ring	2		1140
12	1	–	–	–	678930-9	Parallellstag	Tie rod		ALT 2.	1150
									ERS AV 678929–1	1151
13	1	–	–	–	675960-9	•Stång	•Rod	3	CH–23372	1160
	1	–	–	–	686254-4	•Stång	•Rod	3	CH 23373–	1170
14	1	–	–	–	679292-3	•Kulled,v–gängad	•End,lh–thread	1	CH–23372	1180
	1	–	–	–	1206581-9	•Kulled, v–gängad	•End, lh–thread		(684854) CH 23373–	1190
	1	–	–	–	679293-1	•Kulled,h–gängad	•End,rh–thread	1	CH–23372	1200
	1	–	–	–	1206582-7	•Kulled, h–gängad	•End, rh–thread		(684855)CH 23373–	1210
15	2	–	–	–		••Gummikåpa	••Rubber casing	8		1220
16	2	–	–	–	680071-8	••Fjäderring	••Clamping ring	2		1230
17	1	–	–	–	190679-1	•Mutter,v–gängad	•Nut,lh–thread	3	ALT 1. 5/8–18 UNF	1240
	1	–	–	–	688748-3	•Mutter,v–gängad	•Nut,lh–thread	3	ALT 2. 9/16–18 UNF	1250
	1	–	–	–	940152-2	•Mutter,h–gängad	•Nut,rh–thread	3	ALT 1. 5/8–18 UNF	1260
	1	–	–	–	955859-4	•Mutter,h–gängad	•Nut,rh–thread	3	ALT 2. 9/16–18 UNF	1270
18	1	–	–	–	678933-3	Styrstag,V	Steering rod,L		ALT 2	1280
									ERS AV 1206231–1	1281
	1	–	–	–	678934-1	Styrstag,H	Steering rod,R		ALT 2	1290
									ERS AV 1206232–9	1291
19	4	–	–	–		•Gummikåpa	•Rubber casing	8		1300
20	4	–	–	–	680071-8	•Fjäderring	•Clamping ring	2		1310
21	6	–	–	–	950375-6	Mutter	Nut	0		1320

ALT 1

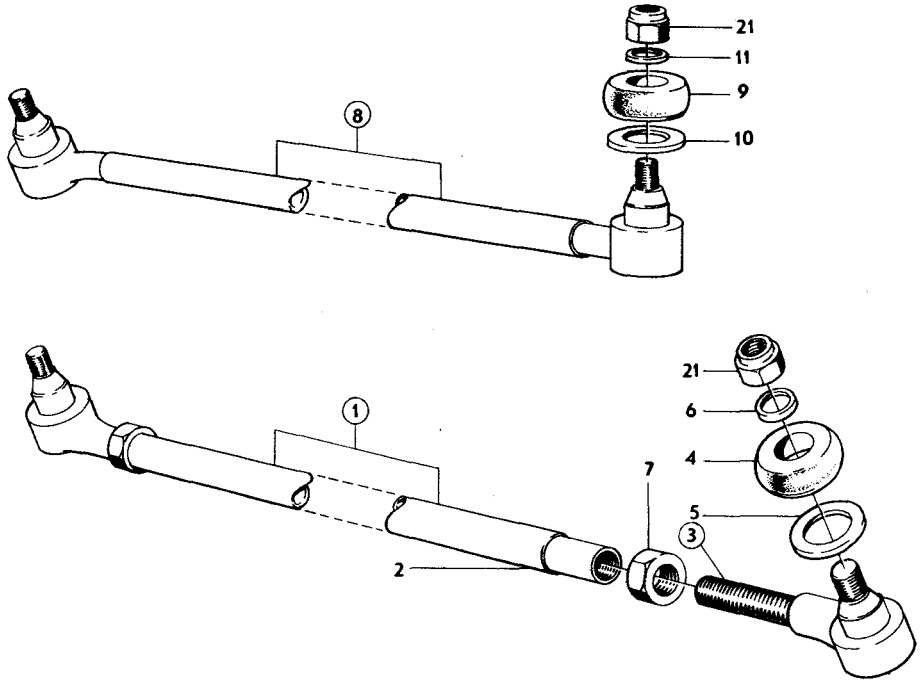
21
11
9
10
8
21
6
4
7
5
3
1
2

ALT 2

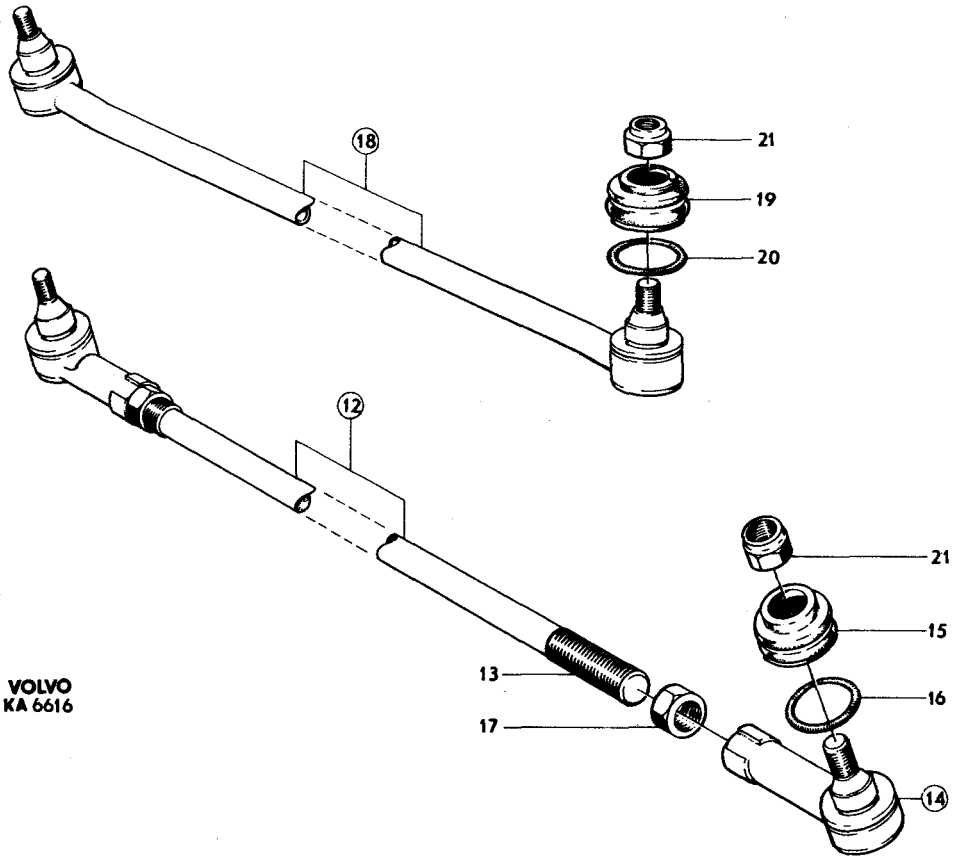
18
21
19
20
12
21
15
16
13
17
14
VOLVO
KA 6616

Sida / Page 22 — Grupp / Group 6 — Pump,oljebehållare, servostyrning / Hydraulic pump,oil reser voir, servo steering — Illustration 10495 — 1975-03

Pos. Fig.	Antal/Quantity VST	HST			Detalj nr Part No	Benämning	Description	Sats Kit	Anmärkning Notes	
1	1	1	–	–	679688-2	Pump	Hydraulic pump		VST CH–132566	0020
	1	–	–	–	1221733-7	Pump	Hydraulic pump		VST CH 132567–	0040
	–	–	–	–		•Det sida 24 , 2-K03	•Comps. page 24 , 2-K03			0060
2	1	1	–	–	461059-8	Konsol	Bracket			0080
3	1	1	–	–	461322-0	Konsol	Bracket		(430249)	0100
									VST CH–132566	0120
	1	–	–	–	461613-2	Konsol	Bracket		VST CH 132567–	0140
4	1	1	–	–	461323-8	Konsol	Bracket		(430239)	0160
5	ERF	ERF	–	–	955294-4	Skruv	Screw		L 16	0180
	ERF	ERF	–	–	940114-2	Skruv	Screw		L 22	0200
	ERF	ERF	–	–	955561-6	Skruv	Screw		L 32	0220
6	ERF	ERF	–	–	955827-1	Mutter	Nut		3/8–16	0240
7	ERF	ERF	–	–	942336-9	Fjädrande bricka	Resilient washer		D1 10	0260
	ERF	ERF	–	–	940280-1	Fjädrande bricka	Resilient washer		D1 13,5	0280
8	1	1	–	–	430241-0	Spännjärn	Tensioner rod			0300
9	1	1	–	–	955530-1	Skruv	Screw			0320
10	1	1	–	–	430242-8	Distanshylsa	Spacer sleeve			0340
11	1	1	–	–	955297-7	Skruv	Screw			0360
12	1	1	–	–	191172-6	Bricka	Washer			0380
13	1	1	–	–	460956-6	Remskiva	Pulley		(430243)	0400
14	1	1	–	–	461455-8	Remskiva	Pulley		(461333)	0420
15	6	6	–	–	955524-4	Skruv	Screw		ALT 1 L 19	0440
	6	6	–	–	956570-6	Skruv	Screw		ALT 2 L 25	0460
16	1	1	–	–	958484-8	Drivrem	Drive belt			0480
17	1	1	–	–	679689-0	Oljebehållare	Oil reservoir			0520
	–	–	–	–		•Det sida 24 , 2-K03	•Comps. page 24 , 2-K03			0540
18	1	1	–	–	680659-0	Klammer	Clamp			0560
19	2	2	–	–	955524-4	Skruv	Screw		CH–74729 L 19	0580
	2	2	–	–	955523-6	Skruv	Screw		CH 74730– L 16	0600
20	2	2	–	–	950353-3	Mutter	Nut		CH–74729	0620
21	1	1	–	–	679690-8	Slang,sugledning	Suction hose		VST CH–132566	0640
	1	–	–	–	1221759-2	Slang,sugledning	Suction hose		VST CH 132567–	0660
22	1	1	–	–	190714-6	Hålskruv	Inlet fitting screw			0680
23	2	2	–	–	11998-2	Packning	Packing			0700
24	1	1	–	–	943472-1	Klammer	Clamp			0720
25a	1	–	–	–	682334-8	Slang,tryckledning	High–pressure hose		CH–74449	0740
25b	1	–	–	–	1206758-3	Slang,tryckledning	High–pressure hose		CH 74450–132566	0760
	1	–	–	–	1221758-4	Slang,tryckledning	High–pressure hose		CH 132567–	0780
	–	1	–	–	682451-0	Slang, tryckledning	High–pressure hose			0800
26	1	–	–	–	952633-6	Klammer	Clamp		CH–74449	0820
27	1	–	–	–	958236-2	Skruv	Screw		CH–74449	0840
28	1	1	–	–	1206773-2	Rör	Piping		VST CH–74449	0860
29	1	1	–	–	943178-4	Nippel	Nipple			0880
29a	1	–	–	–	943178-4	Nippel	Nipple		VST CH 74450–132566	0900
30	1	1	–	–	25167-8	Hålskruv	Inlet fitting screw		VST EXCL CH 74450– 132566	0920
31	ERF	ERF	–	–	18671-8	Packning	Packing			0960
32	1	–	–	–	1206211-3	Slang,sugledning	Return hose			0980
	–	1	–	–	681455-2	Slang,sugledning	Return hose		CH–52789	1000
	–	1	–	–	1210396-6	Slang,sugledning	Return hose		CH 52790–	1020
33	1	1	–	–	941686-8	Hålskruv	Inlet fitting screw			1040
34	2	2	–	–	11996-6	Packning	Packing			1060
35	1	1	–	–	943472-1	Klammer	Clamp			1080
36	–	ERF	–	–	681920-5	Klammer	Clamp		CH–52789	1100
37	–	ERF	–	–	362281-8	Klammer	Clamp		CH–25342	1120
	–	ERF	–	–	714529-5	Klammer	Clamp		CH 25343–	1140
38	–	ERF	–	–	945301-0	Klammer	Clamp		CH 52790–	1160
39	–	ERF	–	–	955547-5	Skruv	Screw			1180

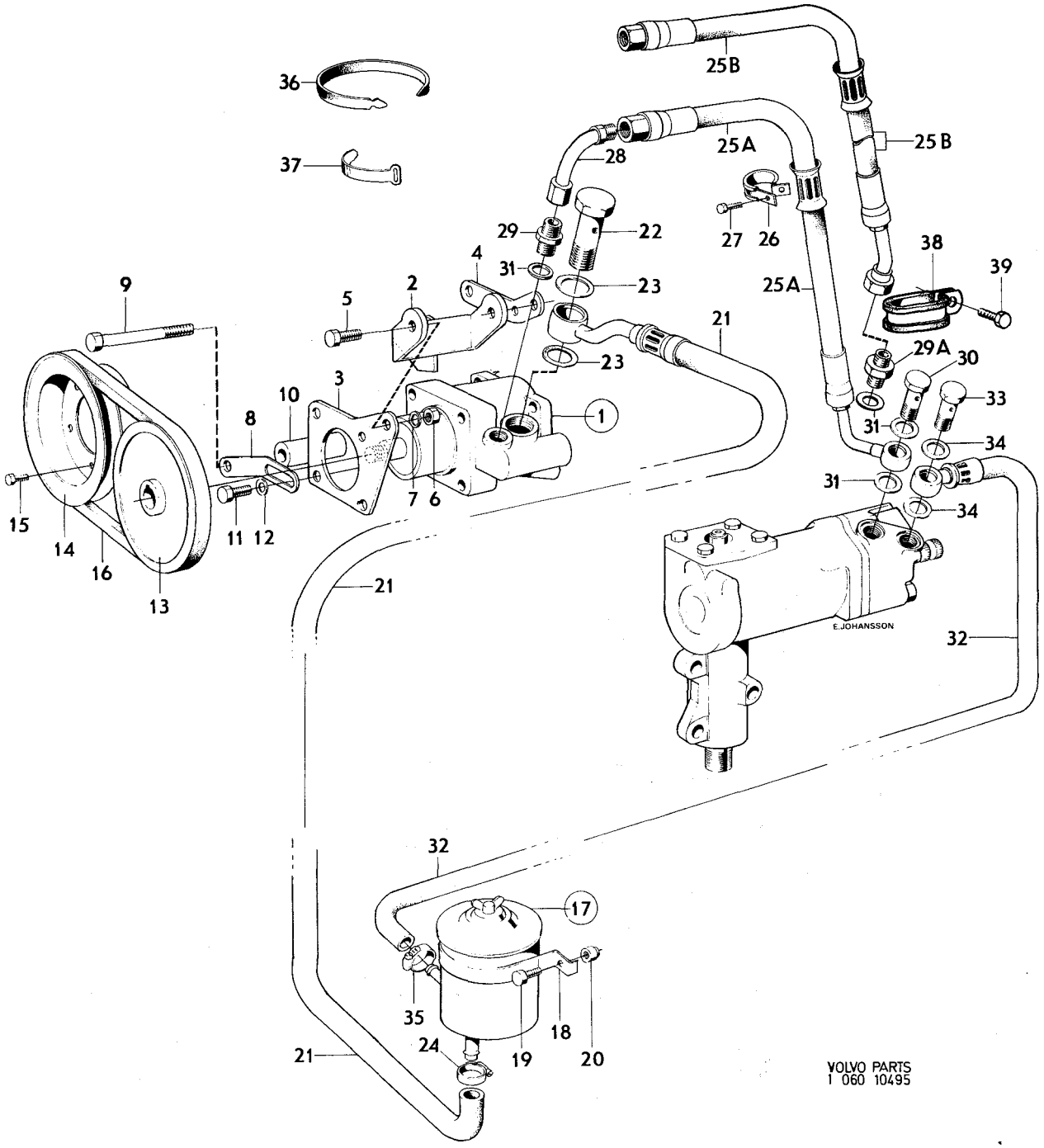

VOLVO PARTS
1 060 10495

Sida 24 Page | Grupp 6 Group | Pump,oljebehållare | Hydraulic pump,oil reser voir | Illustration 10968 | 1975-12 | 0400

Pos. Fig.	Antal/Quantity 679 688	1221 733	679 689		Detalj nr Part No	Benämning	Description	Sats Kit	Anmärkning Notes	
1	1	–	–	–	679688-2	Pump	Hydraulic pump			0020
	–	1	–	–	1221733-7	Pump	Hydarulic pump			0040
	1	1	–	–		•Hus	•Housing	8		0060
3	1	–	–	–	183354-0	••Nållager	••Needle bearing			0080
4	1	1	–	–	684422-9	••Propp	••Plug			0100
5	1	–	–	–	18840-9	••Packning	••Packing			0140
6	1	–	–	–		••Expansionsplugg	••Expander plug		TID UTF (943275)	0160
7	1	–	–	–	681410-7	•Tätningsring	•Seal ring			0180
	–	1	–	–	1207381-3	•Tätningsring	•Seal ring			0200
8	1	2	–	–	681411-5	•Låsring	•Circlip			0220
9	1	–	–	–	183355-7	•Kullager	•Ball bearing			0240
	–	1	–	–	1207380-5	•Kullager	•Ball bearing			[illegible]
10	1	–	–	–	681412-3	•Låsring	•Circlip			0280
	–	1	–	–	914524-4	•Låsring	•Circlip			0300
11	1	–	–	–	681413-1	•Axel	•Shaft			[illegible]
	–	1	–	–	1207379-7	•Axel	•Shaft			0340
12	1	1	–	–	681414-9	•Kil	•Key			0360
13	1	1	–	–	941911-0	•Bricka	•Washer			[illegible]
14	1	1	–	–	955820-6	•Mutter	•Nut			[illegible]
15	1	–	–	–	681415-6	•Pinne	•Pin			0420
	–	1	–	–	1207382-1	•Pinne	•Pin			[illegible]
16	1	–	–	–	681416-4	•Gummiring	•Rubber ring			[illegible]
17	1	–	–	–	681417-2	•Platta	•Plate			0480
	–	1	–	–	1207383-9	•Platta	•Plate			0500
18	1	–	–	–	681418-0	•Gummiring	•Rubber ring			0520
19	1	–	–	–	681419-8	•Rotorsats	•Rotor kit			0540
	–	1	–	–	1207384-7	•Rotorsats	•Rotor kit			0560
20	1	1	–	–	681420-6	•Gummiring	•Rubber ring			0580
21	1	–	–	–	681421-4	•Platta	•Plate			0600
	–	1	–	–	1207385-4	•Platta	•Plate			0620
22	1	1	–	–	681422-2	•Fjäder	•Spring			0640
23	1	1	–	–	681423-0	•Gummiring	•Rubber ring			0660
24	1	–	–	–	681424-8	•Lock	•Cover			0680
	–	1	–	–	1207386-2	•Lock	•Cover			0700
25	1	1	–	–	681425-5	•Låsring	•Circlip			0720
26	1	1	–	–	681426-3	•Ventilkolv	•Valve piston		1)	0740
	1	1	–	–	681427-1	•Ventilkolv	•Valve piston		2)	0760
27	1	1	–	–	681428-9	•Fjäder	•Spring			0780
28	1	1	–	–	681429-7	•Propp	•Plug			[illegible]
29	1	1	–	–	681430-5	•Packning	•Packing			[illegible]
30	1	–	–	–	681431-3	•Strypventil	•Choke valve			0840
31	–	–	1	–	679689-0	Oljebehållare	Oil reservoir			[illegible]
32	–	–	1	–		•Behållare	•Reservoir	8		0880
33	–	–	1	–	946229-2	•Skruv	•Bolt			0900
34	–	–	1	–	688110-6	•Clips	•Clips		(681460)	[illegible]
35	–	–	1	–	681461-0	•Filterinsats	•Filter insert			[illegible]
36	–	–	1	–		•Hållare	•Retainer	8		0960
37	–	–	1	–	681463-6	•Fjäder	•Spring			[illegible]
38	–	–	1	–	1206085-1	•Fjädermutter	•Spring nut			[illegible]
39	–	–	1	–	681464-4	•Packning	•Packing			1020
40	–	–	1	–		•Lock	•Cover	8		1040
41	–	–	1	–	191491-0	•Vingmutter	•Butterfly nut		TID UTF 6X1–12	1060
	–	–	1	–	956903-9	•Vingmutter	•Butterfly nut		SEN UTF 1/4–20 UNC	1080

1. Märkt 1, monteras i pumphus märkt 1. Marked 1, install in pump housing marked 1. Marque 1, est monté dans le carter de pompe portant la marque 1. Kennzeichnung 1, wird im Pumpengehäuse mit der Kennzeichnung 1 angebracht. Marcado 1, se monta en el cuerpo de bomba marcada 1.
2. Märkt 2, monteras i pumphus märkt 2. Marked 2, install in pump housing marked 2. Marque 2, est monté dans le carter de pompe portant la marque 2. Kennzeichnung 2, wird im Pumpengehäuse mit der Kennzeichnung 2 angebracht. Marcado 2, se monta en el cuerpo de bompa marcada 2.

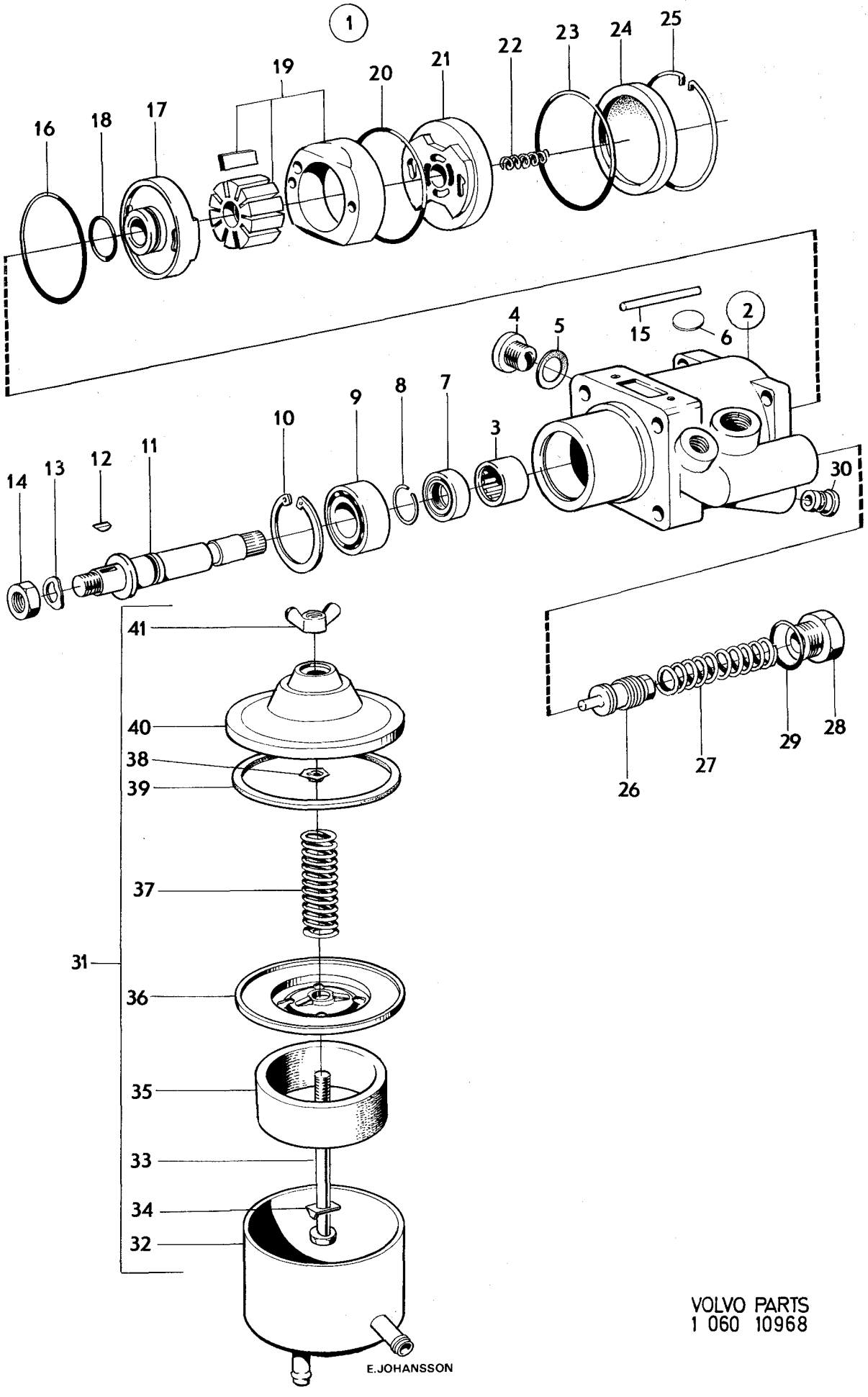

VOLVO PARTS
1 060 10968

Sida 26 Grupp 6 Länkarm Wishbone Illustration 8972 0450
Page Group 1975-03

Pos. Fig.	Antal/Quantity 680 341	680 342	684 765	684 766	Detalj nr Part No	Benämning	Description	Sats Kit	Anmärkning Notes	
1	1	–	–	–	680341-5	Länkarm,V	Wishbone,L	1		1010
	–	1	–	–	680342-3	Länkarm,H	Wishbone,R	1		1020
	–	–	1	–	684765-1	Länkarm,V	Wishbone,L	1		1030
	–	–	–	1	684766-9	Länkarm,H	Wishbone,R	1		1040
2	1	1	–	–	663675-7	•Gummibussning	•Rubber bushing	1		1050
	–	–	1	1	683756-1	•Gummibussning	•Rubber bushing	1		1060
3	1	1	–	–	680220-1	•Gummibussning	•Rubber bushing	1		1070
	–	–	1	1	683756-1	•Gummibussning	•Rubber bushing	1		1080
4	1	1	–	–	680219-3	•Distansring	•Spacer ring	1		1090
5	1	1	1	1	683303-2	•Kulled	•Ball socket	S	ALT 1.	1100
6	1	1	1	1	680830-7	••Hylsa	••Sleeve	2	TID UTF	1110
6a	1	1	1	1	684905-3	••Hylsa	••Sleeve	S	SEN. UTF.	1
7	1	1	1	1		••Gummikåpa	••Rubber boot	S		1
8	1	1	1	1	684906-1	••Spännring	••Tensioner ring	S		1140
9	1	1	1	1	684903-8	••Spännring	••Tensioner ring	S		1
10	1	1	1	1	675085-5	Kulled	Ball socket		ALT 2	1
									ERS AV 683303–2	1161
11	1	1	1	1		•Gummikåpa	•Rubber boot	8		1
12	1	1	1	1	679208-9	•Låsring	•Circlip	2		1
	1	1	1	1	273209-7	Kulledssats	Ball joint kit	1		1190

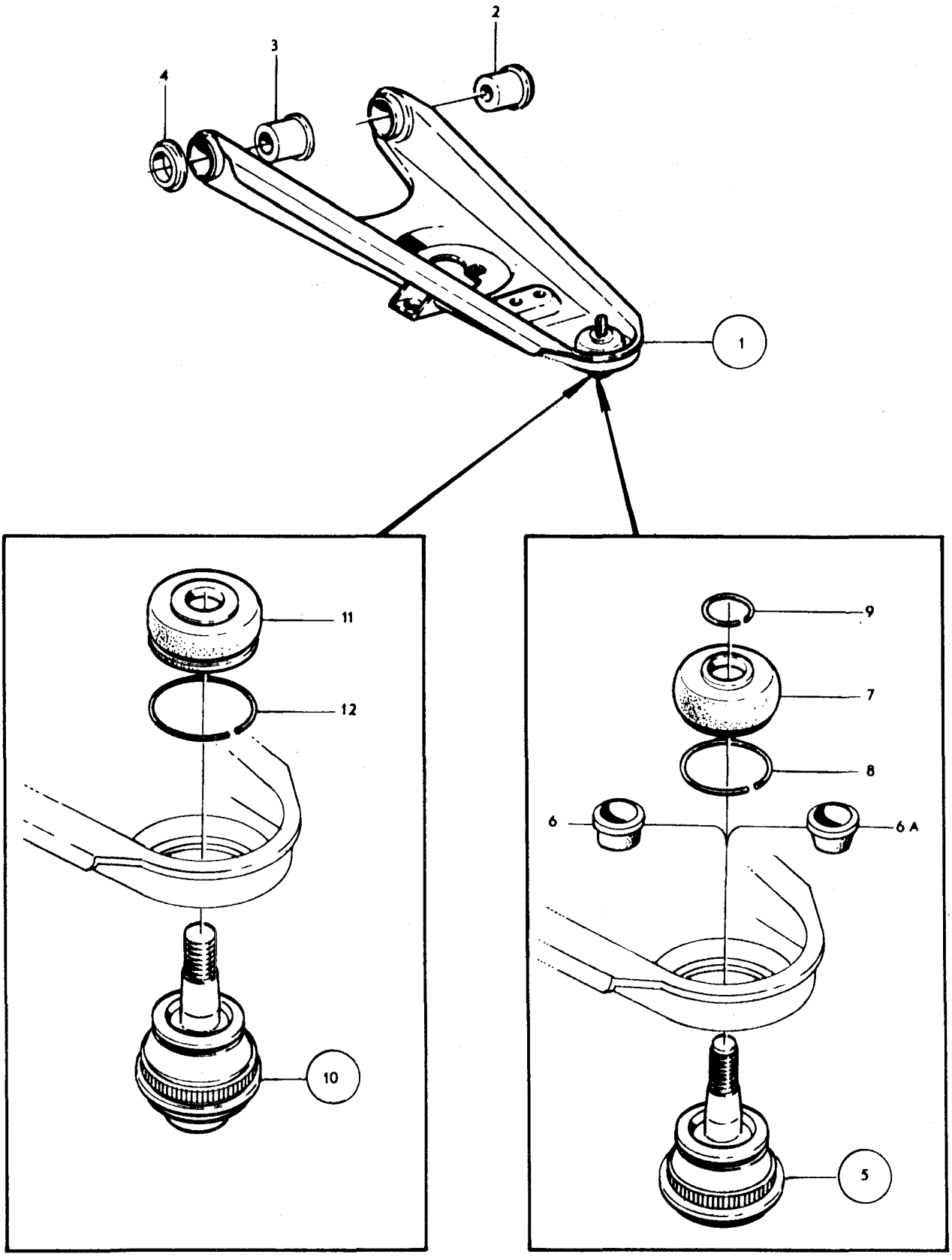

VOLVO
KA8972

Sida 28 Page | Grupp 6 Group | Länkarm | Wishbone | Illustration 8965 1975-03 | 0500

Pos. Fig.	Antal/Quantity 684 767	684 768			Detalj nr Part No	Benämning	Description	Sats Kit	Anmärkning Notes	
1	1	–	–	–	684767-7	Länkarm,V	Wishbone,L	1		1010
	–	1	–	–	684768-5	Länkarm,H	Wishbone,R	1		1020
2	1	1	–	–	683267-9	•Gummibussning	•Rubber bushing	1		1030
3	1	1	–	–	683267-9	•Gummibussning	•Rubber bushing	1		1040
4	1	1	–	–	683303-2	•Kulled	•Ball socket	S	ALT 1.	1050
5	1	1	–	–	680830-7	••Hylsa	••Sleeve	2	TID UTF	1060
5a	1	1	–	–	684905-3	••Hylsa	••Sleeve	S	SEN. UTF.	1070
6	1	1	–	–		••Gummikåpa	••Rubber boot	S		1080
7	1	1	–	–	684906-1	••Spännring	••Tensioner ring	S		1090
8	1	1	–	–	684903-8	••Spännring	••Tensioner ring	S		1100
9	1	1	–	–	675085-5	Kulled	Ball socket		ALT 2 ERS AV 683303–2	1110
10	1	1	–	–		•Gummikåpa	•Rubber boot	8		1120
11	1	1	–	–	679208-9	•Låsring	•Circlip	2		1130
	1	1	–	–	273209-7	Kulledssats	Ball joint kit	1		1140

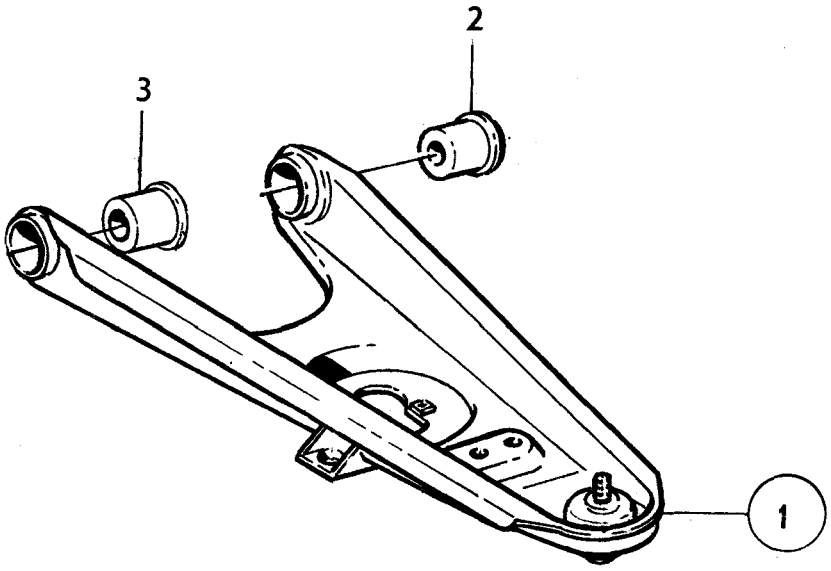

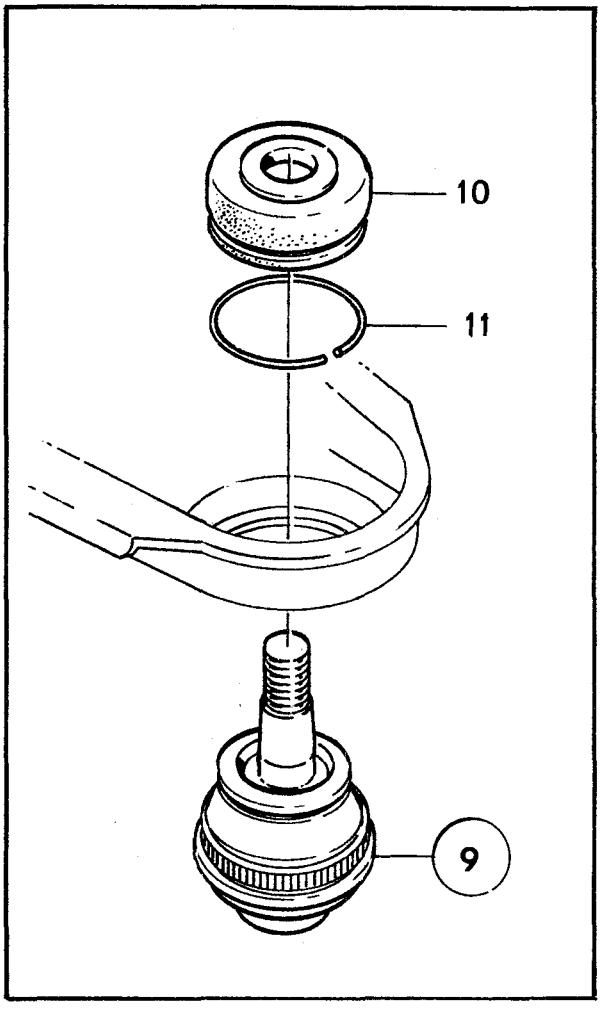

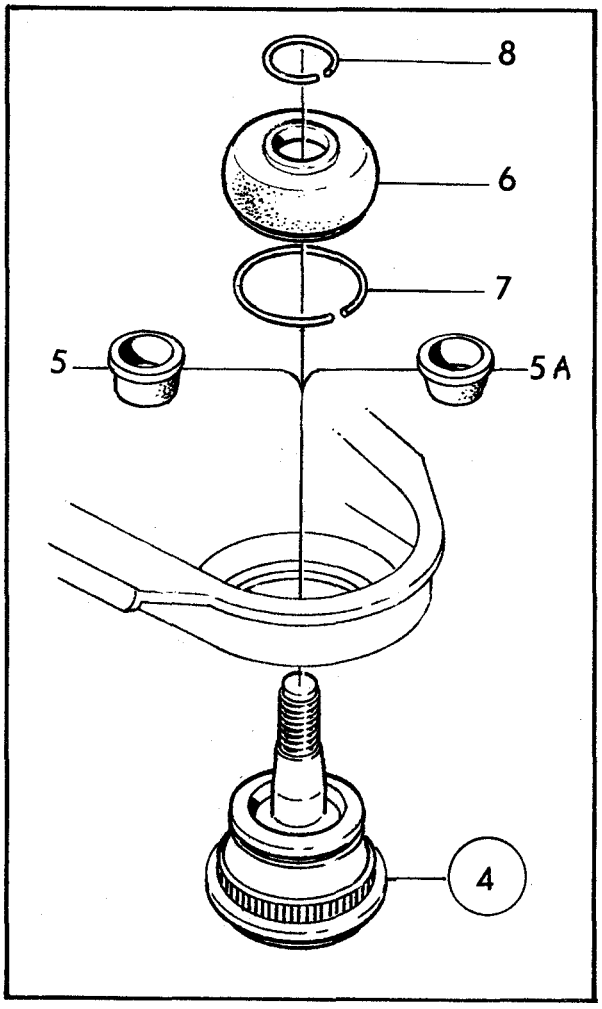

VOLVO
KA8965

Sida 30 Page | Grupp 6 Group | Länkarm | Wishbone | Illustration 11688 1975-03 | 0550

Pos. Fig.	Antal/Quantity 688 022	688 023			Detalj nr Part No	Benämning	Description	Sats Kit	Anmärkning Notes	
1	1	–	–	–	688022-3	Länkarm,V	Wishbone,L			0020
	–	1	–	–	688023-1	Länkarm,H	Wishbone,R			0040
2	1	1	–	–	679246-9	•Axel	•Shaft			0060
3a	1	1	–	–	679247-7	•Bussning,främre	•Bushing,forward			0080
3b	1	1	–	–	679248-5	•Bussning,bakre	•Bushing,rear			0100
4	2	2	–	–	943682-5	•Skruv	•Screw			0120
5	1	1	–	–	940097-9	•Bricka	•Washer			0140
6	2	2	–	–	942336-9	•Fjädrande bricka	•Resilient washer		CH–6386	0160
7	1	1	–	–	960142-8	•Bricka	•Washer			0180
8	1	1	–	–	686398-9	•Kulled	•Ball socket	S	ALT 1.	0200
9	1	1	–	–	680829-9	••Hylsa	••Sleeve	S		0220
10	1	1	–	–		••Gummikåpa	••Rubber boot	S		0240
11	1	1	–	–	672786-1	••Spännring	••Tensioner ring	S		0260
12	1	1	–	–	682680-4	••Spännring	••Tensioner ring	S		0280
13	1	1	–	–	686500-0	Kulled	Ball socket		ALT 2. ERS AV 686398–9	0300
14	1	1	–	–		•Gummikåpa	•Rubber boot	8		0340
15	1	1	–	–	679207-1	•Låsring	•Circlip			0360
	2	2	–	–	273209-7	Kulledssats	Ball joint kit			0380

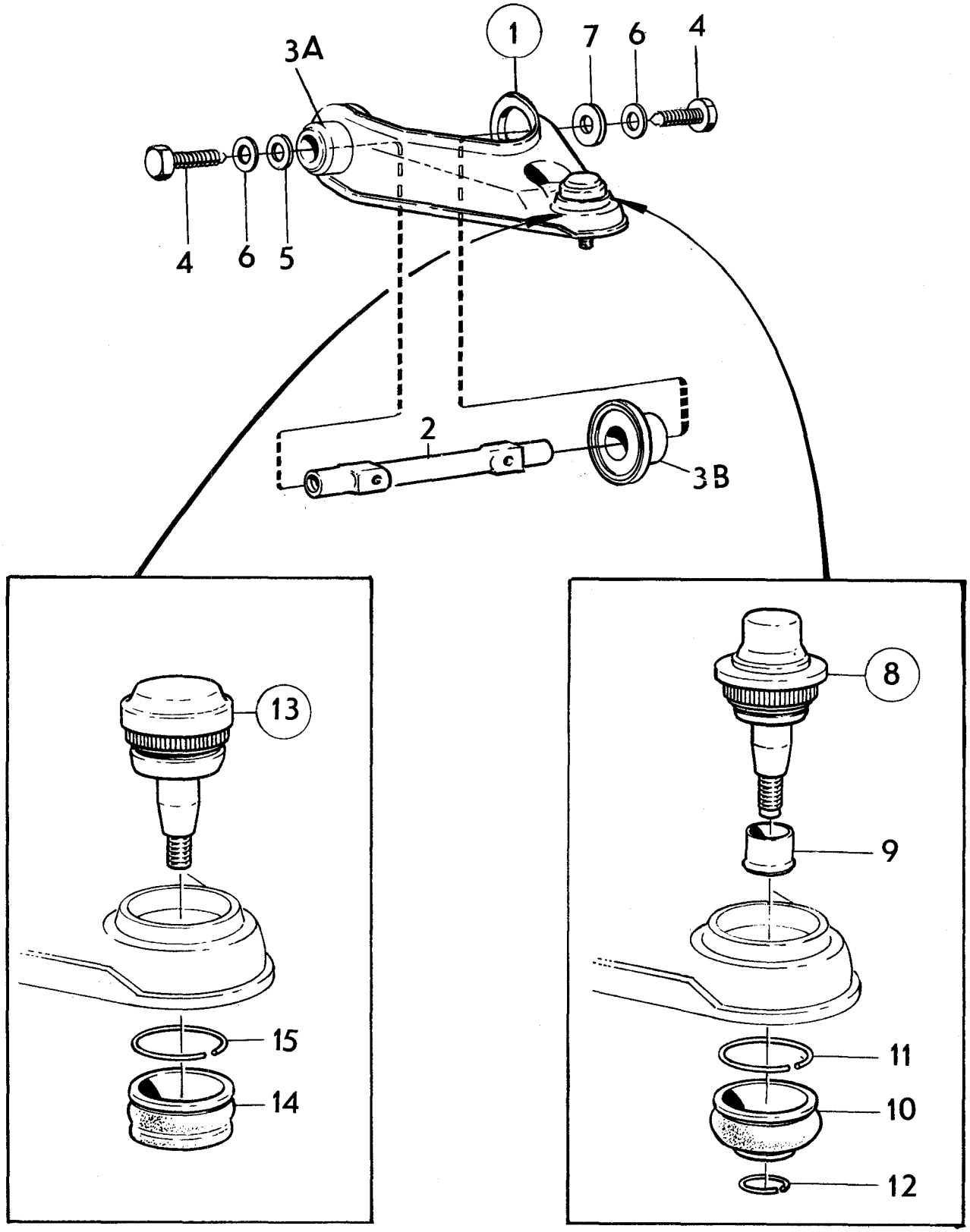
1
7
6
4
3A
4
6
5
2
3B
13
15
14
8
9
11
10
12

Sida 32 Page | Grupp 6 Group | Ratt | Steering wheel | Illustration 14983 | 0600 | 1975-12

Pos. Fig.	Antal/Quantity 1210 248	1210 299	1221 400		Detalj nr Part No	Benämning	Description	Sats Kit	Anmärkning Notes	
1	1	–	–	–	1210248-9	Ratt	Steering wheel			1010
2	1	–	–	–	673530-2	•Kontaktring	•Contact ring			1020
3	1	–	–	–	673531-0	•Signalring	•Horn ring			1030
4	1	–	–	–	673533-6	••Kontaktbricka	••Contact washer			1040
5	4	–	–	–	673521-1	••Isolerbussning	••Insulating bushing			1050
6	1	–	–	–	673534-4	••Isolerbricka	••Insulating washer			1060
7	4	–	–	–	673524-5	••Taggbricka	••Tag washer			1070
8	4	–	–	–	673523-7	••Tryckfjäder	••Thrust spring			1080
9	4	–	–	–	673520-3	••Bricka	••Washer			1090
10	4	–	–	–	673519-5	••Ansatsskruv	••Stop screw			1100
11	–	1	–	–	1210299-2	Ratt	Steering wheel			1110
	–	–	1	–	1221400-3	Ratt	Steering wheel			
12	–	1	1	–		•Signalring	•Horn ring			
13	–	1	1	–	1212263-6	••Kontaktram	••Contact frame			1140
14	–	4	4	–	1212266-9	••Isolerhylsa	••Insulating sleeve			
15	–	4	4	–	1212267-7	••Fjäder	••Spring			
16	–	4	4	–	1212399-8	••Kontaktstift	••Contact pin			1170
17	–	4	4	–	1212398-0	••Bricka	••Washer			
18	–	1	1	–	1210370-1	••Kontaktkol	••Carbon brush			
19	–	4	4	–	1212265-1	••Ansatsskruv	••Stop screw			1200
20	–	–	1	–	1221781-6	•Medbringare	•Companion			

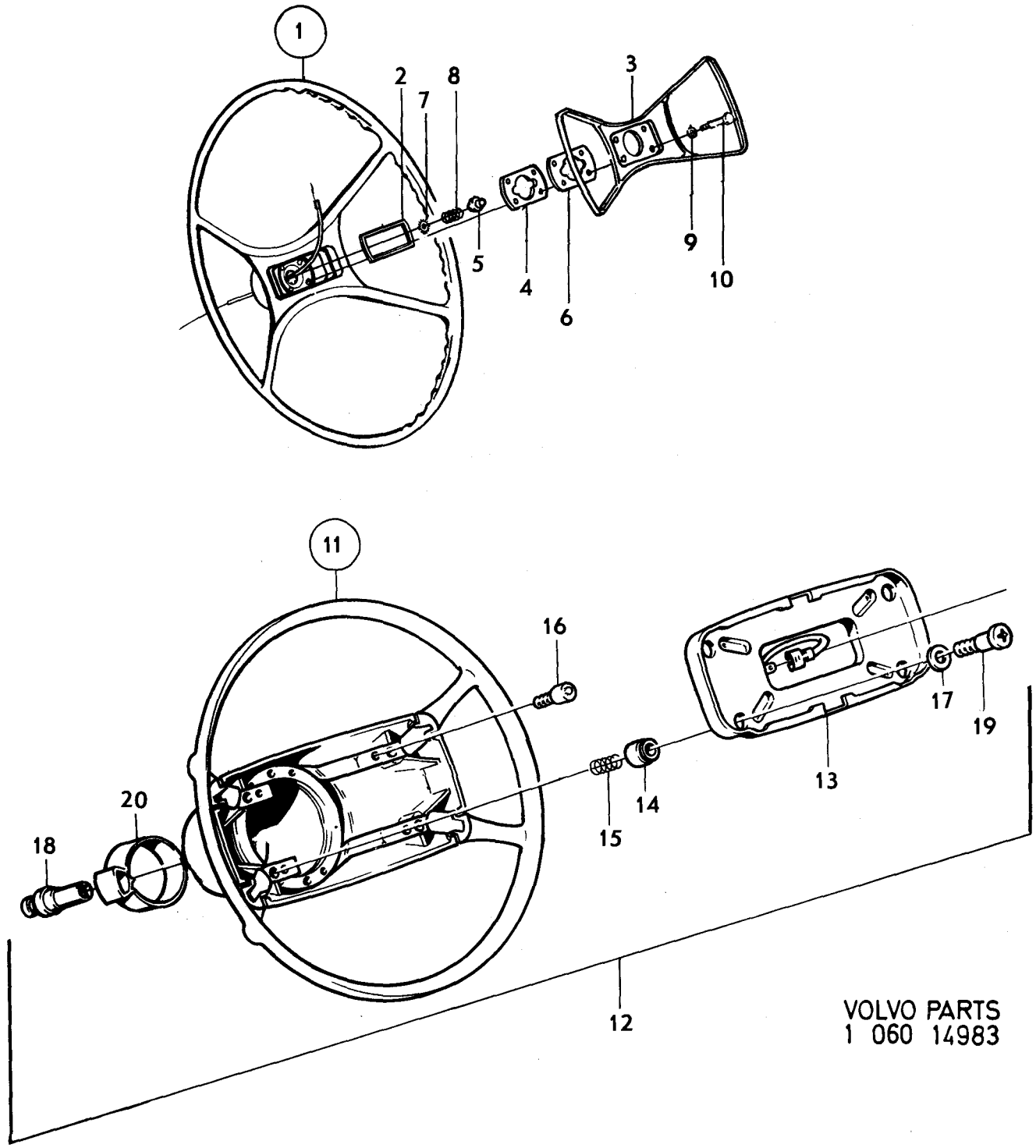
1
2
7
8
3
5
4
6
9
10
11
16
17
19
13
14
15
20
18
12
VOLVO PARTS
1 060 14983


VOLVO

GRUPP 7
Fjädring

INNEHÅLLSFÖRTECKNING — Koord

Framfjädring	Se grupp 6	2-J01
Bakfjädring	Se grupp 4	2-A1

GROUP 7
Springs

INDEX — Grid

Front suspension	See Group 6	2-J01
Rear suspension	See Group 4	2-A1

GROUPE 7
Amortissement

TABLE DES MATIERES — Grid

Suspension avant	Voir groupe 6	2-J01
Suspension arrière	Voir groupe 4	2-A1

GRUPPE 7
Federung

INHALTSVERZEICHNIS — Grid

Vorderfederung	Siehe Gruppe 6	2-J01
Hinterfederung	Siehe Gruppe 4	2-A1

GRUPO 7
Suspensión

INDICE — Grid

Suspensión delantera	Véase grupo 6	2-J01
Suspensión trasera	Véase grupo 4	2-A1


VOLVO

GRUPP 8
Karosseri

INNEHÅLLSFÖRTECKNING

	Sida	Koord
Framskärmar, främre och bakre stänkskydd	2	A-07
Framstycke, motorhuv, huvlås	4	A-09
Golvparti	8	A-13
Karossidor	12	A-17
Detaljer för karossidor	16	A-21
Takparti	18	A-23
Taklucka, MTL	20	B-01
Dörrar	24	B-05
Dörrdetaljer, framdörrar	30	B-09
Dörrdetaljer, bakre dörrar	46	C-01
Baklucka, bakre nummerplåtshållare	56	C-11
Vindruta, bakruta, bakre sidoruta	60	C-15
Instrumentbräda, ch –74449	64	C-19
Instrumentbräda, ch 74450–132566	68	C-23
Instrumentbräda ch 132567–	74	D-05
Inre utrustning ch –132566	78	D-09
Inre utrustning ch 132567–	82	D-13
Utvändiga prydnadsdetaljer, utvändig backspegel, ch –74449	84	D-15
Utvändiga prydnadsdetaljer, utvändig backspegel, ch 74450–	88	D-19
Stötfångare, främre nummerplåtshållare, ch –74449	96	E-03
Stötfångare, främre nummerplåtshållare, excl USA, CAN.	98	E-05
Stötfångare, främre nummerplåtshållare, USA, CAN.	102	E-07
Golvbeklädnad omkr ch –50000	108	E-11
Golvbeklädnad omkr ch 50000–74449	120	E-17
Golvbeklädnad ch 74450–102949	124	F-5
Golvbeklädnad ch 102950–132566	128	F-9
Golvbeklädnad ch 132567–	130	F-13
Innerklädsel, klädselkombination 900–903	132	F-15
Innerklädsel, klädselkombination 904–905	138	F-17
Innerklädsel, klädselkombination 912–915	142	F-23
Innerklädsel, klädselkombination, 916, 917, 922, 924	148	G-03 G-07
Innerklädsel, klädselkombination 925, 927, 928, 932	154	G-13
Innerklädsel, klädselkombination 940–942, 968	160	G-19
Innerklädsel, klädselkombination 953–956	166	H-01
Innerkklädsel, klädselkombination 957, 959, 960, 961	172	H-07
Innerklädsel, klädselkombination 962, 963	178	
Innerklädsel, klädselkombination 964	184	H-13
Innerklädsel, klädselkombination 965, 966, 967, 969	188	H-19 I-01
Innerklädsel, klädselkombination 970	194	
Innerklädsel, klädselkombination 0971, 0972, 0973, 0974	198	I-05 I-11
Innerklädsel, klädselkombination 0975		
Innerklädsel, HS, klädselkombination 906–908	202 206	I-15 I-19
Innerklädsel, HS, klädselkombination 918, 919, 923, 926	210	I-23
Framstolar ch –52789	216	J-05
Framstolar ch 52790–102949	222	J-11
Framstolar ch 102950–132566	226	J-15
Framstolar ch 132567–	228	J-17
Underrede för framstol utan höjdomställning ch –132566	232	J-21
Underrede för framstol utan höjdomställare ch 132567–	234	J-23
Underrede för framstol med höjdomställning, ch –66730	236	K-01
Underrede för framstol med höjdställning, ch 66731–132566	238	K-03
Underrede för framstol med höjdomställare ch 132567–	240	K-05
Framsäte	242	K-07
Baksäte ch –132566	246	K-11
Baksäte ch 132567–	248	K-13
Tätningspluggar	250	K-15
Färg, färgkod 19, 42, 46, 94	252	K-17
Färg, färgkod 96, 97, 98, 99	254	K-19
Färg, färgkod 100, 101, 102, 103	256	K-21
Färg, färgkod 105, 110, 111	258	K-23
Färg, färgkod 113-1, 114-1, 115-1, 116-1	260	L-01
Färg, färgkod 117-1, 118-1, 119-1, 120-1	262	L-03

GROUP 8
Body

INDEX

	Page	Grid
Front mudguards, forward and rear mudflaps	2	A-07
Front section, bonnet, bonnet catch	4	A-09
Floor section	8	A-13
Body sides	12	A-17
Body side parts	16	A-21
Roof section	18	A-23
Sliding roof, MTL	20	B-01
Doors	24	B-05
Forward door components	30	B-09
Rear door components	46	C-01
Tail gate, rear number plate illumination	56	C-11
Windscreen, rear window, rear quarter window	60	C-15
Instrument panel, ch –74449	64	C-19
Instrument panel ch 74450–132566	68	C-23
Instrument panel ch 132567–	74	D-05
Interior equipment ch –132566	78	D-09
Interior equipment ch 132567–	82	D-13
Exterior trim, external rear view mirror, ch –74449	84	D-15

Exterior trim, external rear view mirror, ch 74450– 88 D-19
Bumper forward number plate holder, ch –74449 ..... 96 E-05
Bumper, forward number plate holder, excl USA, CAN. 98 E-07
Bumper forward number plate holder, USA, CAN. 102 E-11
Floor coverings OMKR ch –50000 ..... 108 E-17
Floor coverings OMKR ch 50000–74449 .. 120 F-5
Floor coverings ch 74450–102949 ..... 124 F-9
Floor coverings ch 102950–132566 ..... 128 F-13
Floor coverings ch 132567– 130 F-15
Upholstery, upholstery combination 900–903 132 F-17
Upholstery, upholstery combination 904–905 138 F-23
Upholstery, upholstery combination 912–915 142 G-07
Upholstery, upholstery combination 916, 917, 922, 924 ..... 148 G-13
Upholstery, upholstery combination 925, 927, 928, 932 ..... 154 G-19
Upholstery, upholstery combination 940–942, 968 ..... 160 H-01
Upholstery, upholstery combination 953–956 166 H-07
Upholstery, upholstery combination 957, 959, 960, 961 ..... 172 H-13
Upholstery, upholstery combination 962, 963 178 H-19
Upholstery, upholstery combination 964 .. 184 I-01
Upholstery, upholstery combination 965, 966, 967, 969 ..... 188 I-05
Upholstery, upholstery combination 970 .. 194 I-11
Upholstery, upholstery combination 0971, 0972, 0973, 0974 ..... 198 I-15
Upholstery, upholstery combination 0975 . 202 I-19
Upholstery, HS, upholstery combination 906–908 ..... 206 I-23 J-05
Upholstery, HS, upholstery combination 918, 919, 923, 026..... 210 J-11
Front seats ch –52789 ..... 216 J-15
Front seats ch 52790–102949 ..... 222 J-17
Front seats ch 102950–132566 226
Front seats ch 132567– 228 J-21
Undercarriage for front seats, without vertical adjustment ch –132566 ..... 232 J-23
Undercarriage for front seats, without vertical adjustment ch 132567– 234 K-01
Undercarriage for front seats, with vertical adjustment, ch –66730 ..... 236 K-03
Undercarriage for front seat, with vertical adjustment, ch 66731–132566 ..... 238 K-05
Undercarriage for front seats, with vertical adjustment ch 132567– 240 K-07 K-11
Bench-type front seat 242 K-13
Rear set ch –132566 ..... 246 K-15
Rear seat ch 132567– 248 K-17
Seal plugs 250 K-19
Enamel, colour codes 19, 42, 46, 94 ..... 252 K-21
Enamel, colour codes 96, 97, 98, 99 ..... 254 K-23
Enamel, colour codes 100, 101, 102, 103 .. 256 L-01
Enamel, colour codes 105, 110, 111 ..... 258 L-03
Enamel, colour codes 113-1, 114-1, 115-1, 116-1 260
Enamel, colour codes 117-1, 118-1, 119-1, 120-1 262

GROUPE 8
Carrosserie

TABLE DES MATIERES

Page Grid

Ailes avant, bavettes pare-boue avant el arrière 2 A-17
Bouclier, capot de moteur, ferneture de capot 4 A-21
Plancher 8 A-23
Cotés de carrosserie 12 B-01
Détails de cotés de carrosserie 16 B-05
Plafond 18 B-09
Ouverture au toit, MTL 20 C-01
Portes 24
Pièces de portes, portes avant 30 C-11
Pièces de portes, portes arrière 46 C-15
Hayon, support de plaque d'immatriculation arrière 56 C-19 C-23
Pare-brise, lunette, fenêtre latérale arriere .. 60 D-05
Plance de bord ch –74449 ..... 64 D-09
Plance de bord ch 74450–132566 ..... 68 D-13
Plance de bord ch 132567– 74
Equipement intérieur ch –132566 ..... 78 D-15
Equipement intérieur ch 132567– 82
Enjoliveurs extérieurs, rétroviseur extérieur ch –74449 ..... 84 D-19 E-03
Enjoliveurs extérieurs, rétroviseur extérieur ch 74450– 88 E-05
Amortisseurs, support de plaque d'immatriculation avant, ch –74449 ..... 96 E-07
Amortisseurs support de plaque d'immatriculation avant, excl USA, CAN. 98 E-11 E-17
Amortisseurs, support de plaque d'immatriculation avant, USA, CAN. 102 F-5
Garniture de plancher OMKR ch –50000 .. 108 F-9
Garniture de plancher OMKR ch 50000–74449 120 F-13
Garniture de plancher ch 74450–102949 .. 124 F-15
Garniture de plancher ch 102950–132566 . 128
Garniture de plancher ch 132567– 130 F-17
Garniture intérieure, combinaison de garniture 900–903 ..... 132 F-23
Garniture intérieure, combinaison de garniture 904, 905 ..... 138 G-03
Garniture intérieure, combinaison de garniture 912–915 ..... 142 G-07
Garniture intérieure, combinaison de garniture 916, 917, 922, 924 ..... 148 G-13
Garniture intéirure, combinaison de garniture 925, 927, 928, 932 ..... 154 G-19

1975-12

Grupp 8 Sida 1c
Group Page

Garniture intérieure, combinaison de garniture 940–942, 968	160	H-01
Garniture intérieure, combinaison de garniture 953–956	166	H-07
Garniture intérieure, combinaison de garnitures 957, 959, 960, 961	172	H-13
Garniture intérieure, combinaison de garniture 962, 963	178	H-19
Garniture intérieure, combinaison de garniture 964	184	I-01
Garniture intérieure, combinaison de garniture 965, 966, 967, 969	188	I-05
Garniture intérieure, combinaison de garniture 970	194	I-11
Garniture intérieure, combinaison de garniture 0971, 0972, 0973, 0974	198	I-15
Garniture intérieure, combinaison de garniture 0975	202	I-19
Garniture intérieure, HS, combinaison de garniture 906–908	206	
Garniture intérieure, HS, combinaison de garniture 918, 919, 923, 926	210	I-23
Sièges vant ch –52789	216	J-05
Sièges avant ch 52790–102949	222	J-11
Sièges avant ch 102950–132566	226	J-15
Sièges avant ch 132567–	228	J-17
Soubassement pour siège avant sans système de réglage en hauteur ch –132566	232	J-21
Soubassement pour siège avant sans système de règlage en hauteur ch 132567–	234	J-23
Soubassement pour siège avant avec système de réglage en hauteur, ch –66730	236	K-01
Soubassement pour siège avant avec système de réglage en hauteur, ch 66731–132566	238	K-03
Soubassement pour siège avant avec système de règlage en hauteur ch 132567–	240	K-05
Banquette avant	242	K-07
Banquette arrière ch –132566	246	K-11
Banquette arrière ch 132567–	248	K-13
Bouchons d'étanchéité	250	K-15
Coleurs, code de couleur, 19, 42, 46, 94	252	K-17
Couleurs, code de couleur 96, 97, 98, 99	254	K-19
Couleur, code de couleur 100, 101, 102, 103	256	K-21
Couleur, code de couleur 105, 110, 111	258	K-23
Couleurs, code de couleur 113-1, 114-1, 115-1, 116-1	260	L-01
Couleurs, code de couleur 117-1, 118-1, 119-1, 120-1	262	L-03

GRUPPE 8
Karosserie

INHALTSVERZEICHNIS

Seite Grid

Vorderkotflügel, vordere und hintere Schmutzfänger	2	A-07
Frontpartie, Motorhaube, Haubenschloss	4	A-09
Bodenpartie	8	A-13
Karosserienseiten	12	A-17
Einzelteile für Karosserieseiten	16	A-21
Dach	18	A-23
Schiebendach, MTL	20	B-01
Türen	24	B-05
Türentails, vordere Türen	30	B-09
Türentails, hintere Türen	46	C-01
Kofferraumdeckel, hintere Nummernschildhalte halter	56	C-11
Windschutzscheibe, Rückblickfenster, hintere Seitenfenster	60	C-15
Instrumenttafel, ch –74449	64	C-19
Instrumenttafel, ch 74450–132566	68	C-23
Instrumenttafel ch 132567–	74	D-05
Innenausrüstung ch –132566	78	D-09
Innenausrüstung ch 132567–	82	D-13
Aussen angebrachte zierteile, Aussenrückspiegel, ch –74449	84	D-15
Aussen angebrachte zierteile, Aussenrückspiegel, ch 74450–	88	D-19
Stossfänger, vordere Nummernschildhalter ch –74449	96	E-03 E-05
Stossfänger, vordere Nummernschildhalter, excl USA, CAN.	98	E-07
Stossfänger, vordere Nummernschildhalter, USA, CAN.	102	
Bodenbezug OMKR ch –50000	108	E-11
Bodenbezug OMKR ch 50000–74449	120	E-17
Bodenbezug ch 74450–102949	124	F-5
Bodenbezug ch 102950–132566	128	F-9
Bodenbezug ch 132567–	130	F-13
Bezüge, Bezugskombination 900–903	132	F-15
Bezüge, Bezugskombination 904–905	138	F-17
Bezüge, Bezugskombination 912–915	142	F-23
Bezüge, Bezugskombination 916, 917, 922, 924	148	G-03
Bezüge, Bezugskombination 925, 927, 923, 932	154	G-07
Bezüge, Bezugskombination 940–942, 968	160	G-13
Bezüge, Bezugskombination 953–956	166	G-19
Bezüge, Bezugskombination 957, 959, 960, 961	172	H-01
Bezüge, Bezugskombination 962, 963	178	H-07
Bezüge, Bezugskombination 964	184	H-13
Bezüge, Bezugskombination 965, 966, 967, 969	188	H-19
Bezüge, Bezugskombination 970	194	I-01
Bezüge, Bezugskombination 0971, 0972, 0973, 0974	198	I-05 I-11
Bezüge, Bezugskombination 0975	202	
Bezüge, HS, Bezugskombination 906–908	206	I-15
Bezüge, HS, Bezugskombination 918, 919, 923, 926	210	I-19 I-23
Vordersitze ch –52789	216	J-05
Vordersitze ch 52790–102949	222	J-11
Vordersitze ch 102950–132566	226	J-15
Vordersitze ch 132567–	228	J-17
Fundament für Vordersitz ohne Höheneinstellung ch –132566	232	J-21

Fundament für Vordersitz ohne Höheneinstellung ch 132567– 234 J-23
Fundament für Vordersitz mit Höheneinstellung, ch –66730 . . . . . 236 K-01
Fundament für Vordersitz mit Höheneinstellung, ch 66731–132566 . . . . . 238 K-03
Fundament für Vordersitz mit Höheneinstellung ch 132567– 240 K-05
Vordere Sitzbank 242 K-07
Hintere Sitzbank ch –132566 . . . . . 246 K-11
Hintere Sitzbank ch 132567– 248 K-13
Dichtungsstopfen 250 K-15
Farbe, Farbkode 19, 42, 46, 94 . . . . . 252 K-17
Farbe, Farbkode 96, 97, 98 99 . . . . . 254 K-19
Farbe, Farbkode 100, 101, 102, 103 . . . . . 256 K-21
Farbe, Farbkode 105, 110, 111 . . . . . 258 K-23
Farbe, Farbkode 113-1, 114-1, 115-1, 116-1 260 L-01
Farbe, Farbkode 117-1, 118-1, 119-1, 120-1 . 262 L-03

GRUPO 8
Carroceria

INDICE Pág. Grid

Guardabarros de lanteros, protecciones contra salpicaduras, delanteras y traseras . . . 2 A-07
Sección delantera, capó, cerradura de capó . 4 A-09
Piso 8 A-13
Costados de carrocería 12 A-17
Detalles para los costados de carrocería . . . 16 A-21
Techo 18 A-23
Tapa de techo, MTL 20 B-01
Puertas 24 B-05
Puertas delantera, piezas componentes 30 B-09
Puertas trasera, pieza componentes 46 C-01
Compuerta trasera, soporte matrícula posterior 56 C-11
Parabrisas, luna traser,a ventana trasera 60 C-15
Tablero de instrumentos, ch –74449 . . . . . 64 C-19
Tablero de instrumentos, ch 74450–132566 68 C-23
Tablero de instrumentos ch 132567– 74 D-05
Equipo interior ch –132566 . . . . . 78 D-09
Equipo interior ch 132567– 82 D-13
Detalles de adorno exteriores, expejos retrovisores exteriores, ch –74449 . . . . . 84 D-15
Detalles de adorno exteriores, expejos retrovisores exteriores, ch 74450– 88 D-19
Parachoques, soporte, matrícula delantera, ch –74449 . . . . . 96 E-03
Parachoques, soporte, matrícula delantera, excl USA, CAN. 98 E-05
Parachoques, soporte, matrícula delantera, USA, CAN. 102 E-07
Alfombras de goma OMKR ch –50000 108
Alfombras de goma OMKR ch 50000–74449 120 E-11
Alfombras de goma ch 74450–102949 . . . . 124 E-17
Alfombras de goma ch 102950–132566 . . . 128 F-13
Alfombras de goma ch 132567– 130 F-15
Tapizado, combinaciones de tapizado 900–903 132 F-17
Tapizado, combinaciones de tapizado 904–905 138 F-23
Tapizado, combinaciones de tapizado 912–915 142 G-03
Tapizado, combinaciones de tapizado 916, 917, 922, 924 . . . . . 148 G-07
Tapizado, combinaciones de tapizado 925, 927, 928, 932 . . . . . 154 G-13
Tapizado, combinaciones de tapizado 940–942, 968 . . . . . 160 G-19
Tapizado, combinaciones de tapizado 953–956 166 H-01
Tapizado, combinaciones de tapizado 957, 959, 960, 961 . . . . . 172 H-07
Tapizado, combinaciones de tapizado 962, 963 178 H-13
Tapizado, combinaciones de tapizado 964 . . 184 H-19
Tapizado, combinaciones de tapizado 965, 966, 967, 969 . . . . . 188 I-01
Tapizado, combinaciones de tapizado 970 . . 194 I-05
Tapizado, combinaciones de tapizado 0971, 0972, 0973, 0974 . . . . . 198 I-11
Tapizado, combinaciones de tapizado 0975 . 202 I-15
Tapizado, HS, combinaciones de tapizado 906–908 . . . . . 206 I-19
Tapizado, HS, combinaciones de tapizado 918, 919, 923, 926 . . . . . 210 I-23
Asiento delantero ch –52789 . . . . . 216 J-05
Asiento delantero ch 52790–102949 . . . . . 222 J-11
Asiento delantero ch 102950–132566 . . . . 226 J-15
Asiento delantero ch 132567– 228 J-17
Bastidor de asiento delantera sin mecanismo para modificar la altura ch –132566 . . . . . 232 J-21
Bastidor de asiento delantero sin mecanismo para modificar la altura ch 132567– 234 J-23
Bastidor de asiento delantero con mecanismo para modificar la altura, ch –66730 . . 236 K-01
Bastidor de asiento delantero con mecanismo para modificar la latura, ch 66731–132566 . . . . . 238 K-03
Bastidor de asiento delantero con mecanismo para modificar la altura ch 132567– . 240 K-05
Asiento delantero enlerizo 242 K-07
Asiento trasero ch –132566 . . . . . 246 K-11
Asiento trasero ch 132567– 248 K-13
Tapones de goma 250 K-15
Colores, código de colores 16, 42, 46, 94 . . 252 K-17
Colores, código de colores 96, 97, 98, 99 . . 254 K-19
Colores, código de colores 100, 101, 102, 103 256 K-21
Colores, código de colores 105, 110, 111 . . 258 K-23
Colores, código de colores 113-1, 114-1, 115-1, 116-1 . . . . . 260 L-01
Colores, código de colores 117-1, 118-1, 119-1, 120-1 . . . . . 262 L-03

Sida 2 Page | Grupp 8 Group | Framskärmar främre och bakre stänkskydd | Front mudguards front and rear mudflaps | Illustration 6534 | 0050

1975-12

Pos. Fig.	Antal/Quantity				Detalj nr Part No	Benämning	Description	Sats Kit	Anmärkning Notes	
1	1	–	–	–	1202532-6	Framskärm, V	Front mudguard, L		(678991)	1015
	1	–	–	–	1202533-4	Framskärm, H	Front mudguard, R		(678992)	1025
2	2	–	–	–	676993-9	•Konsol	•Bracket			1027
3	2	–	–	–	677118-2	•Konsol	•Bracket			1030
4	8	–	–	–	945969-4	•Skruv	•Screw		TID UTF. UNC N12.	1040
	8	–	–	–	946699-6	•Skruv	•Screw		SEN UTF. M6.	1050
5	8	–	–	–	192287-1	•Bricka	•Washer			1060
6	16	–	–	–	948181-3	Skruv	Bolt	S	1/4–12 ACME X 16	1080
									(941093)	1081
7	12	–	–	–	941962-3	Fjädermutter	Spring nut	S	L 26,2	1090
	4	–	–	–	120408-0	Fjädermutter	Spring nut	0	L 25,8	1100
8	18	–	–	–	192041-2	Bricka	Washer	S	TID UTF	11
9	8	–	–	–	955523-6	Skruv	Bolt	S	5/16 UNC X 16	11
10	8	–	–	–	960141-0	Bricka	Washer	S		1130
11	2110	–	–	–	679754-2	Kantskyddslist	Edge moulding	S	2 X 1055	11
12	2	–	–	–	1202235-6	Stänkskydd, främre	Mudflap, forward	1		11
13	6	–	–	–	960872-0	Skruv	Bolt	0		1160
14	6	–	–	–	960140-2	Bricka	Washer	0		11
15	2	–	–	–	678993-7	Stag	Stay	2		11
16	6	–	–	–	190364-0	Skruv	Bolt	0		1190
17	6	–	–	–	960140-2	Bricka	Washer	0		12
18	1	–	–	–	675937-7	Stänkskydd, bakre, V	Mudflap, rear, L		CH – 102949	12
									(277955)	1211
	1	–	–	–	1203270-2	Stänkskydd, bakre, V	Mudflap, rear, L		CH 102950–	1213
	1	–	–	–	675938-5	Stänkskydd, bakre, H	Mudflap, rear, R		CH – 102949	1220
									(277956)	1221
	1	–	–	–	1203271-0	Stänkskydd, bakre, H	Mudflap, rear, R		CH 102950–	1223
19	–	–	–	–		Konsol	Bracket		SE SIDA 10	1230
20	4	–	–	–	955513-7	Skruv	Screw		CH–132566.	1240
	4	–	–	–	947612-8	Skruv	Screw		CH 132567–.	1245
21	4	–	–	–	955825-5	Mutter	Nut		CH–132566.	1250
	4	–	–	–	955781-0	Mutter	Nut		CH 132567–.	1255
22	4	–	–	–	960140-2	Bricka	Washer	0		1260
	2	–	–	–	273144-6	Monteringssats för framskärm	Front mudguard installation kit	1		1270
										1280

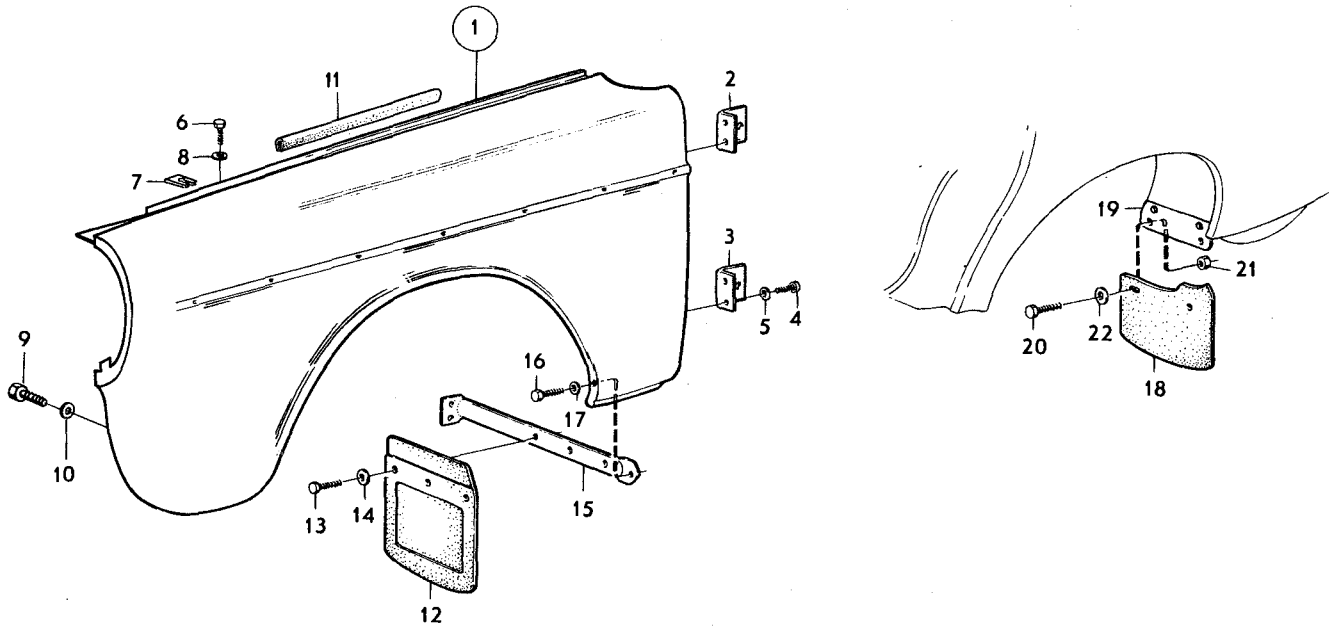
1
11
6
8
7
2
3
5
4
9
10
16
17
13
14
15
12
19
21
20
22
18

Sida 4 Page | Grupp 8 Group | Framstycke, motorhuv, huvlås | Front section, bonnet, bonnet lock | Illustration 11784 | 1975-03 | 0100

Pos. Fig.	Antal/Quantity				Detalj nr Part No	Benämning	Description	Sats Kit	Anmärkning Notes	
1	1	–	–	–	1211251-2	Framstycke	Front section		(678955)	1020
2	1	–	–	–	680474-4	•Frontplåt, V	•Front plate, L			1030
3	1	–	–	–	680475-1	•Frontplåt, H	•Front plate, R			1040
4	1	–	–	–	679034-9	•Balk	•Member			1050
4a	2	–	–	–	679678-3	•Konsol	•Bracket		CH –74449	1051
4b	1	–	–	–	679679-1	•Konsol	•Bracket		CH –74449	1052
5	1	–	–	–	679268-3	•Sidoplåt, V	•Side plating, L			1060
6	1	–	–	–	679269-1	•Sidoplåt, H	•Side plating, R			1070
7	1	–	–	–	680478-5	Droppskydd, V	Drip guard, L			1080
	1	–	–	–	680479-3	Droppskydd, H	Drip guard, R			1090
8	2	–	–	–	955127-6	Skruv	Screw	0		1100
9	2	–	–	–	960137-8	Bricka	Washer	0		1110
10	2	–	–	–	681951-0	Tätningslist	Seal moulding	1		1120
11	135	–	–	–	671422-4	Tätningslist	Seal moulding		CH 32400–	1130
	–	–	–	–		Kylargaller med monteringsdetaljer	Radiator grille with installation components	8	CH –74449	1140 1150
12	1	–	–	–	679004-2	•Kylargaller, V	•Radiator grille, L	1		1160
	1	–	–	–	679005-9	•Kylargaller, H	•Radiator grille, R	1		1170
13	8	–	–	–	190287-3	•Skruv	•Screw	0		1180
14	8	–	–	–	943001-8	•Fjädermutter	•Speed nut	0		1190
15	1	–	–	–	679869-8	•Sarg	•Frame	1		1200
16	2	–	–	–	961320-9	•Skruv	•Screw	0		1210
	–	–	–	–		Kylargaller med monteringsdetaljer	Radiator grille with installation components	8	CH 74450–	1220 1230
17	1	–	–	–	688553-7	•Kylargaller	•Radiator grille			1240
18	1	–	–	–	685949-0	••Prydnadslist	••Trim moulding			1250
19	1	–	–	–	685973-0	••Emblem	••Emblem			1260
	2	–	–	–	1203711-5	••Emblem TE	••Emblem TE		TOP EXECUTIVE.	1265
20	1	–	–	–	685974-8	••Hållare	••Retainer			1270
21	1	–	–	–	956155-6	••Skruv	••Screw	0		1280
22	1	–	–	–	945701-1	••Bussning	••Bushing			1290
23	3	–	–	–	941262-8	•Gummibussning	•Rubber bushing			1300
23a	1	–	–	–	955138-3	•Skruv	•Screw			1301
23b	1	–	–	–	192292-1	•Bricka	•Washer			1302
24	2	–	–	–	1211391-6	•Clips	•Clip		CH –87136	1310
24a	2	–	–	–	955138-3	•Skruv	•Screw		CH 87137–	1312
24b	2	–	–	–	192292-1	•Bricka	•Washer		CH 87137–	1314
24c	2	–	–	–	1211600-0	•Plastmutter	•Plastic nut		CH 87137–	1316
25	1	–	–	–	685927-6	•Sarg	•Frame			1320
26	4	–	–	–	961320-9	•Skruv	•Screw			1330
27	2	–	–	–	682372-8	Lock	Cover	1	USA, CAN CH –74449	1340
	2	–	–	–	1213695-8	Lock	Cover		USA, CAN CH 74450–	1350
28	6	–	–	–	192586-6	Fäste	Anchorage	2		1355
29	1	–	–	–	686993-7	Motorhuv	Bonnet		CH –74449	1360
									ERS AV 1ST 1211954–1, 1 ST 672631–9	1361 1362
	1	–	–	–	1211954-1	Motorhuv	Bonnet		CH 74450–	1363
30	1	–	–	–	675657-1	Gångjärn, V	Hinge, L	3		1370
	1	–	–	–	675658-9	Gångjärn, H	Hinge, R	3		1380
31	4	–	–	–	955534-3	Skruv	Bolt	0		1390
32	4	–	–	–	64469-0	Bricka	Washer			1400
33	4	–	–	–	940108-4	Fjäderbricka	Spring washer	0		1410
34	6	–	–	–	955523-6	Skruv	Bolt	0		1420
35	6	–	–	–	960141-0	Bricka	Washer	0		1430
36	6	–	–	–	955921-2	Fjäderbricka	Spring washer	0		1440
37	2	–	–	–	682507-9	Fjäder	Spring	3		1450
38	2	–	–	–	678446-6	Gummibuffert	Rubber cushion	1		1460
39	2	–	–	–	678446-6	Gummibuffert	Rubber cushion	5		1470
40	2	–	–	–	681529-4	Konsol	Bracket	5		1480
41	2	–	–	–	941093-7	Skruv	Screw	5		1490
42	2	–	–	–	941962-3	Mutter	Nut	5		1500
43	1	–	–	–	1213216-3	Tätningslist	Seal moulding	2	(675941)	1510

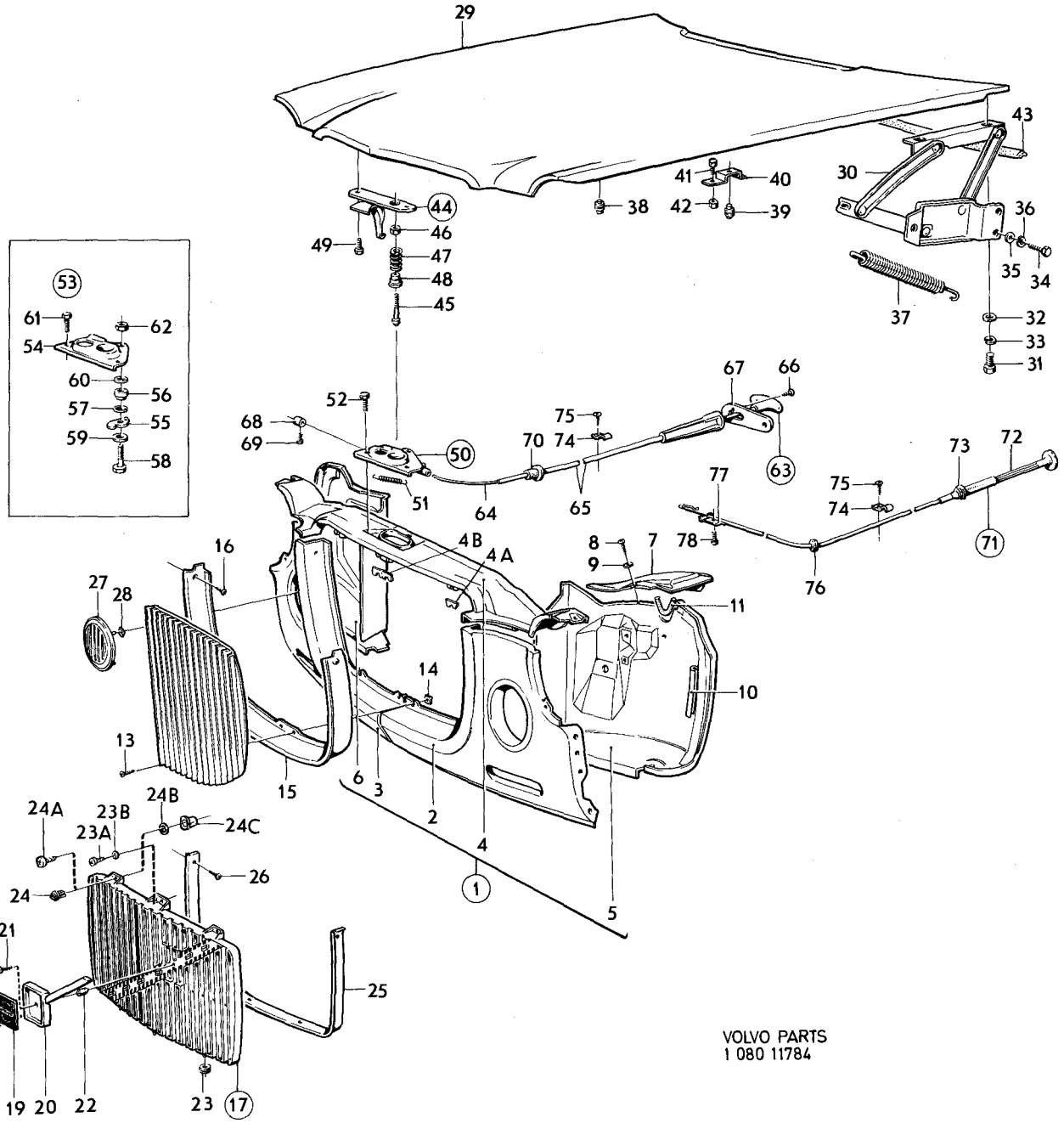

VOLVO PARTS
1 080 11784

Sida 6 Page | Grupp 8 Group | Framstycke, motorhuv, huvlås | Front section, bonnet, bonnet lock | Illustration 11784 1975-12 | 0100

Pos. Fig.	Antal/Quantity				Detalj nr Part No	Benämning	Description	Sats Kit	Anmärkning Notes	
44	1	–	–	–	1213454-0	Huvlås, överdel	Bonnet lock, upper section		(682698)	2010 2020
45	1	–	–	–	682792-7	•Styrtapp	•Guide	3		2030
46	1	–	–	–	681523-7	•Mutter	•Nut	3		2040
47	1	–	–	–	681522-9	•Fjäder	•Spring	3		2050
48	1	–	–	–	681521-1	•Anslagshylsa	•Stop sleeve	3		2060
49	2	–	–	–	942402-9	Skruv	Screw	0		2070
50	1	–	–	–	681927-0	Huvlås, underdel	Bonnet lock, lower section		VST CH–132566, HST CH–74449.	2080 2090
51	1	–	–	–	676405-4	•Fjäder	•Spring	3		2100
52	3	–	–	–	943159-4	Skruv	Screw		VST CH–132566, HST CH–74449.	2110
53	1	–	–	–		Huvlås, underdel	Bonnet lock, lower section	8	VST CH 132567–, HST CH 74450–.	2120 2130
54	1	–	–	–	1202665-4	•Huvlås	•Bonnet lock			
55	1	–	–	–	685872-4	•Hävarm	•Lever			
56	1	–	–	–	685873-2	•Distansbricka	•Spacer washer			2160
57	1	–	–	–	120164-9	•Fjädrande bricka	•Resilient washer			
58	1	–	–	–	955514-5	•Skruv	•Screw			
59	1	–	–	–	955893-3	•Bricka	•Washer			2190
60	1	–	–	–	940155-5	•Låsbricka	•Lock washer			
61	2	–	–	–	943159-4	•Skruv	•Screw		CH–132566.	
	3	–	–	–	955358-7	•Flänsskruv	•Screw		CH 132567–.	2215
62	1	–	–	–	945323-4	•Mutter	•Nut			2220
63	1	–	–	–	680419-9	Huvreglage	Bonnet link	2	CH –74449	2230
64	1920	–	–	–	55192-9	•Tråd	•Cable	2		2240
65	1760	–	–	–	190585-0	•Spiral	•Sheath	2		2250
66	2	–	–	–	955123-5	Skruv	Screw	0	CH –74449	2260
67	1	–	–	–	681044-4	Konsol	Bracket		CH –74449	2270
68	1	–	–	–	21882-6	Hållare	Retainer	2	TID UTF	2280
69	1	–	–	–	956059-0	Skruv	Screw	0	TID UTF	2290
70	1	–	–	–	680556-8	Tätning	Seal	3	CH –25429	2300
									EXCL 23707–23802, 25040–25135	2310 2320
	1	–	–	–	686365-8	Tätning	Seal		CH 23707–23802, 25040–25135, 25430–74449	2330 2340 2350
71	1	–	–	–	1211514-3	Huvreglage	Bonnet link		CH 74450–	2360
× 72	1	–	–	–	1202772-8	•Dragstång	•Pull rod		(1211461)	
73	1	–	–	–	1211690-1	Clips	Clips		CH 74450–132566.	
	1	–	–	–	1203997-0	Clips	Clips		CH 132567–.	2375
74	1	–	–	–	18335-0	Klammer	Clamp	0	VST	
	1	–	–	–	951188-2	Klammer	Clamp	0	HST	2400
75	1	–	–	–	955137-5	Skruv	Screw	0		2410
76	1	–	–	–	941262-8	Gummibussning	Rubber bushing		HST CH 74450–	
77	1	–	–	–	682040-1	Klammer	Clamp			
78	1	–	–	–	955137-5	Skruv	Screw	0		2440

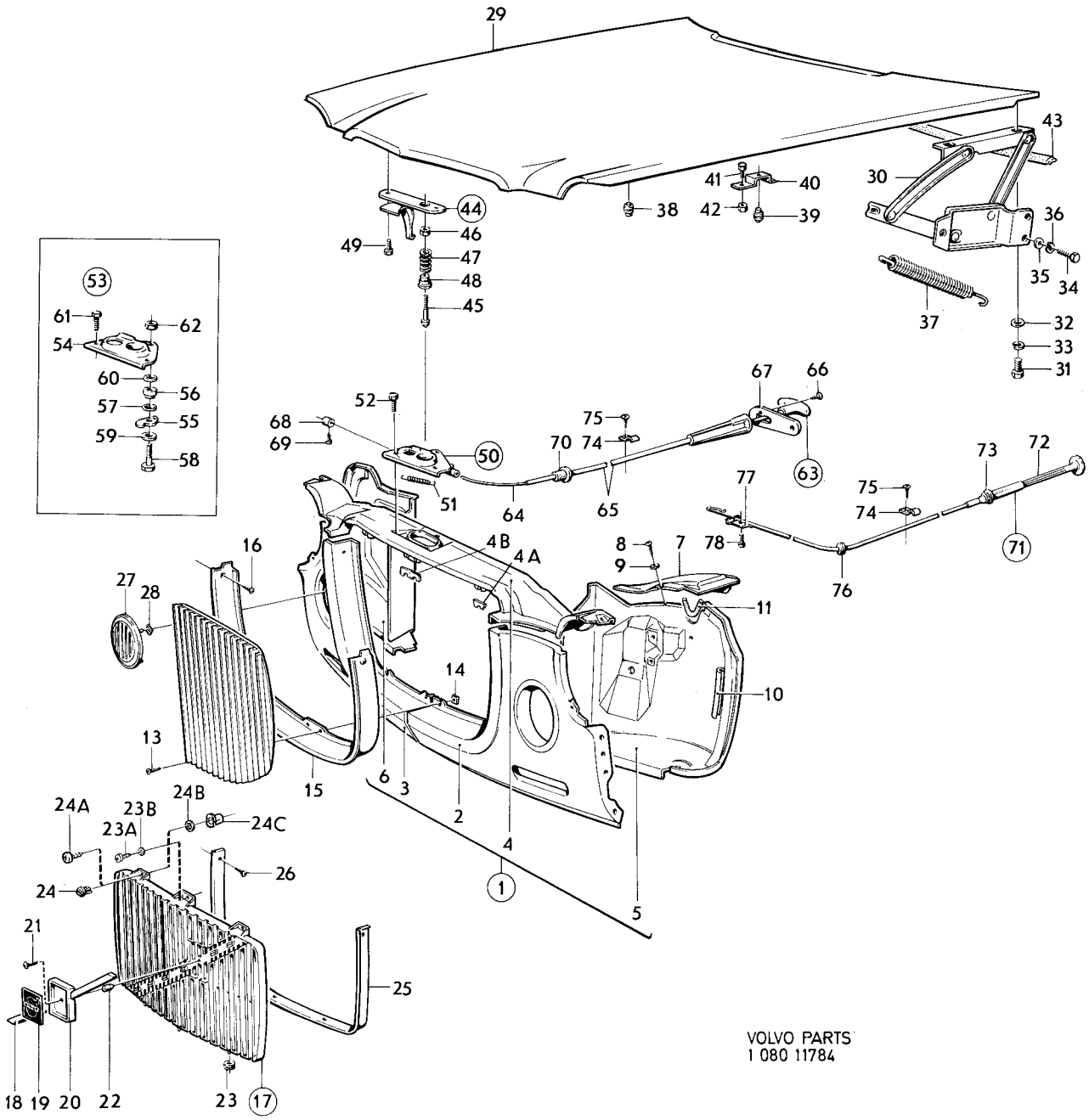

VOLVO PARTS
1 080 11784

Sida 8 Grupp 8 Golvparti — Floor section — Illustration 13129 — 0150

Page Group — 1975-12

Pos. Fig.	Antal/Quantity				Detalj nr Part No	Benämning	Description	Sats Kit	Anmärkning Notes	
1	1	–	–	–	678600-8	Mellanbräda	Firewall			1010
1a	1	–	–	–	1212473-1	Konsol, tändspole	Bracket, ignition coil			1020
2	1	–	–	–	678695-8	Sidobalk, V	Side member, L			1030
3	1	–	–	–	678696-6	Sidobalk, H	Side member, R			1040
4	1	–	–	–	678558-8	Hjulhus, främre, V	Wheel housing, forward, L			1050 1060
5	1	–	–	–	678559-6	Hjulhus, främre, H	Wheel housing, forward, R			1070 1080
	1	–	–	–	678821-0	Balk, V	Member, L			1090
6	1	–	–	–	678822-8	Balk, H	Member, R			1100
7	2	–	–	–	677067-1	Domkraftsfäste	Jack pad			1110
	1	–	–	–	678880-6	Knutplåt, V	Tie plate, L			
8	1	–	–	–	678881-4	Knutplåt, H	Tie plate, R			1130
9	1	–	–	–	678604-0	Tvärbalk, främre del	Cross member, forward section			1140
10	1	–	–	–	678919-2	Tvärbalk, bakre del	Cross member, rear section			1160 1170
11	1	–	–	–	679041-4	Batterihylla	Battery shelf			
12	1	–	–	–	680423-1	Golv, främre	Floor, forward		CH – 132566.	
	1	–	–	–	1201817-2	Golv, främre	Floor, forward		CH 132567 –.	1195
13	1	–	–	–	682967-5	•Kåpa	•Casing		CH – 52789	
	1	–	–	–	685987-0	•Kåpa	•Casing		CH 52790 – 132566.	
13a	1	–	–	–	688469-6	•Förstärkning	•Reinforcement		CH 52790 – 132566.	1220
x 13b	1	–	–	–	1247727-9	Kåpa	Casing		CH 132567 – (1201959)	1225 1226
14	1	–	–	–	676154-8	Golv, bakre	Floor, rear		CH – 102949	1230
	1	–	–	–	1211240-5	Golv, bakre	Floor, rear		CH 102950 –	1240
14a	1	–	–	–	675848-6	•Reservhjulsbalja, V	•Spare wheel container, inner, L		CH – 102949	1250 1260
	1	–	–	–	1213096-9	•Reservhjulsbalja, V	•Spare wheel container, inner, L		CH 102950 –	1270 1280
	1	–	–	–	675849-4	•Reservhjulsbalja, H	•Spare wheel container, inner, R		CH – 102949	1290 1300
	1	–	–	–	1213097-7	•Reservhjulsbalja, H	•Spare wheel container, inner, R		CH 102950 –	1310 1320
14b	1	–	–	–	687170-1	•Remfäste	•Strap anchorage		CH – 102949	1330
	1	–	–	–	1213978-8	•Remfäste	•Strap anchorage		CH 102950 –	1340
15	1	–	–	–	675949-2	•Förstärkning, bakre stötfångare, V	•Reinforcement, rear damper, L		CH – 102949	1350
16	1	–	–	–	675950-0	•Förstärkning, bakre stötfångare, H	•Reinforcement, rear damper, R		CH – 102949	1370 1380
17	1	–	–	–	676027-6	Hållare, ljuddämpare – upphängning	Retainer, silencer – mountings		CH – 102949	1400
17a	1	–	–	–	1213667-7	Täckplåt	Cover plate		CH 102950 – 125114	1410
	1	–	–	–	1203996-2	Täckplåt	Cover plate		CH 125115 –	
17b	2	–	–	–	955137-5	Skruv	Screw		CH 102950 –	
17c	1	–	–	–	1213819-4	Tätningsbricka	Seal washer		CH 102950 –	1430
17d	2	–	–	–	1211880-8	Tätningsbricka	Seal washer		CH 102950 –	
18	1	–	–	–	677129-9	Sitsresare, V	Seat support, L		CH – 132566.	
19	1	–	–	–	677130-7	Sitsresare, H	Seat support, R		CH – 132566.	1460
20	1	–	–	–	677127-3	Sitsresare, mitt	Seat support, centre		CH – 132566.	1470
20a	1	–	–	–	1201741-4	Sitsresare, kmpl	Seat support, cpl		CH 132567 –.	1480
20b	1	–	–	–	682274-6	Stag	Stay		CH 12200 – 132566.	1490
20c	1	–	–	–	1201942-8	Konsol	Bracket		CH 132567 –.	1500
21	1	–	–	–	1211144-9	Sidobalk, V, kmpl	Side member, L cpl		CH – 32399	2010
	1	–	–	–	688024-9	Sidobalk, V	Side member, L		CH 32400 – 102949	2020
	1	–	–	–	1203227-2	Sidobalk, V	Side member, L		CH 102950 –	2030
	1	–	–	–	1211145-6	Sidobalk, H, kmpl	Side member, R, cpl		CH – 32399	2040
	1	–	–	–	688025-6	Sidobalk, H	Side member, R		CH 32400 – 102949	2050
	1	–	–	–	1203228-0	Sidobalk, H	Side member, R		CH 102950 –	2060
22a	2	–	–	–	675892-4	•Stötdämparfäste	•Shock absorber anchorage		CH – 32399	2070 2080

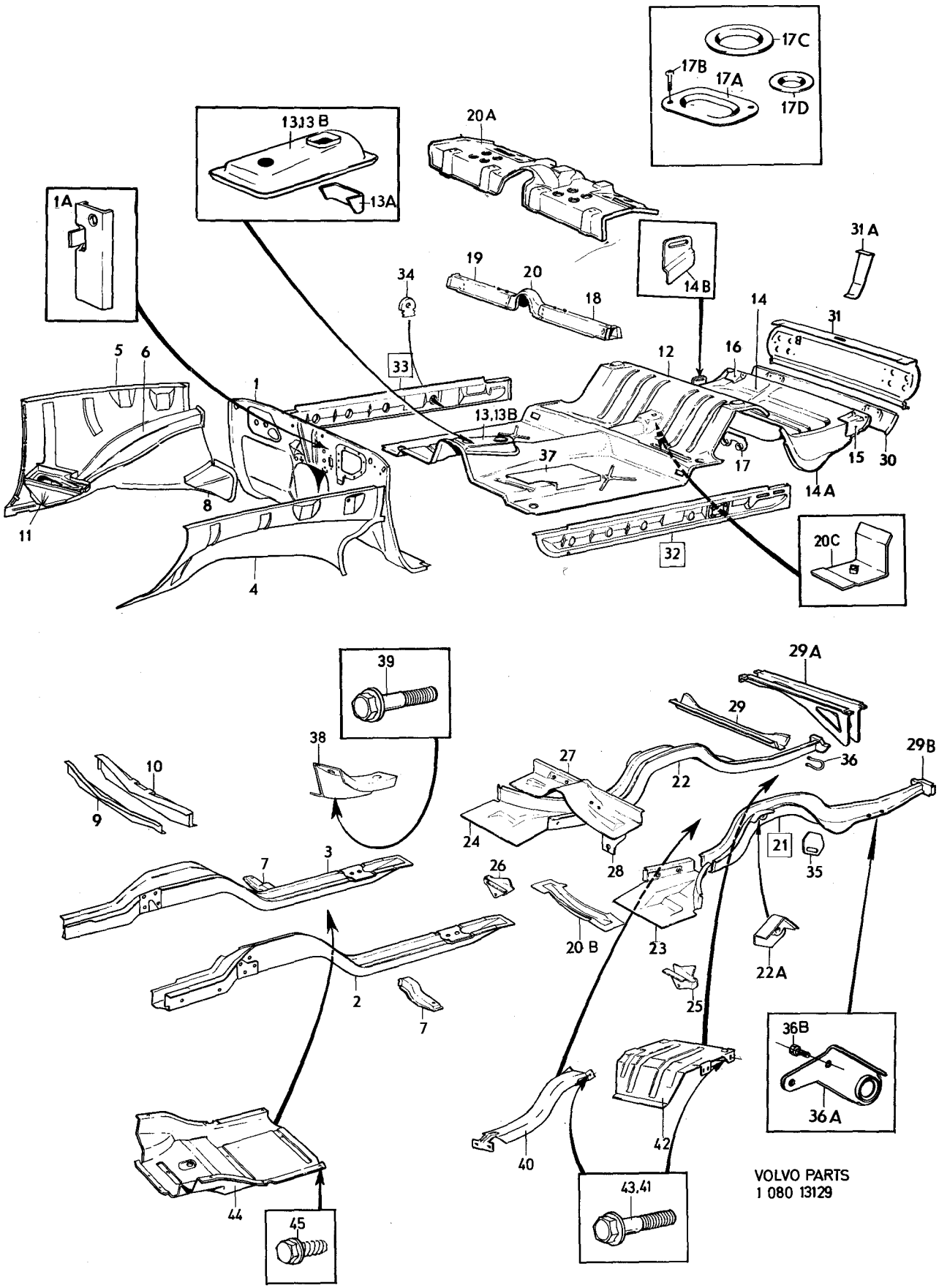

VOLVO PARTS
1 080 13129

Sida 10 Page | Grupp 8 Group | Golvparti | Floor section | Illustration 13129 | 1975-12 | 0150

Pos. Fig.	Antal/Quantity				Detalj nr Part No	Benämning	Description	Sats Kit	Anmärkning Notes	
	–	–	–	–		•Stötdämparfäste	•Shock absorber anchorage	8	CH 32400–71686	2090 2100
	1	–	–	–	1211482-3	•Stötdämparfäste, V	•Shock absorber anchorage, L		CH 71687–102949	2110 2120
	1	–	–	–	1211483-1	•Stötdämparfäste, H	•Shock absorber anchorage		CH 71687–102949	2130 2140
	–	–	–	–		•Stötdämparfäste	•Shock absorber anchorage	8	CH 102950–	2150 2160
23	1	–	–	–	1202098-8	Torsionslåda, V	Torsion box, L		(675982)	2175
24	1	–	–	–	675983-1	Torsionslåda, H	Torsion box, R		CH–132566.	2180
	1	–	–	–	1202099-6	Torsionslåda, H	Torsion box, R		CH 132567–.	2185
25	1	–	–	–	678072-0	•Domkraftfäste, V	•Jack pad, L			2190
26	1	–	–	–	678073-8	•Domkraftfäste, H	•Jack pad, R			2200
27	1	–	–	–	675010-3	Tvärbalk	Cross member		CH–132566.	2210
	1	–	–	–	1201820-6	Tvärbalk	Cross member		CH 132567–.	2220
28	2	–	–	–	679470-5	•Konsol för handbromswire	•Bracket for handbrake cable		CH –12199	2225 2230
	2	–	–	–	686357-5	•Konsol för handbromswire	•Bracket for handbrake cable		CH 12200–	2240 2250
29	1	–	–	–	675017-8	Tvärbalk	Cross member		CH –102949	2260
29a	1	–	–	–	1203191-0	Tvärbalk	Cross member		CH 102950–	2270
29b	1	–	–	–	1213519-0	Fästplatta, V	Anchorage plate, L		CH 102950–	2280
	1	–	–	–	1213520-8	Fästplatta, H	Anchorage plate, R		CH 102950–	2290
30	1	–	–	–	675458-4	Bakstycke, undre del	Rear section, lower section		CH –102949	2300 2310
31	1	–	–	–	675471-7	Bakstycke, övre del	Rear section, upper section		CH –74449	2320 2330
	1	–	–	–	1202236-4	Bakstycke, övre del	Rear section, upper section		CH 74450– (688354)	2354 2356
31a	1	–	–	–	1202092-1	Stag	Stay		(1211831)	2365
32	1	–	–	–	680245-8	Bottensvällare, inre, V	Bottom rail, inner, L		CH–132566.	2370
	1	–	–	–	1201960-0	Bottensvällare, inre, V	Bottom rail, inner, L		CH 132567–.	2375
33	1	–	–	–	1201961-8	Bottensvällare, inre, H	Bottom rail, inner, R		(680246)	2385
34	2	–	–	–	685634-8	•Mutterplatta	•Nut plate			2390
35	2	–	–	–	679824-3	Bogserögla	Tow hitch			2400
36	1	–	–	–	679264-2	Bogserögla	Tow hitch		CH –102949	2410
36a	1	–	–	–	1203289-2	Bogserögla	Tow hitch		CH 102950–	2420
36b	1	–	–	–	943909-2	Skruv	Screw		TID UTF. 3/8UNCX16.	2424
	1	–	–	–	946471-0	Skruv	Screw		SEN UTF. M10X16.	2430
37	1	–	–	–	680714-3	Täckplåt, främre, V	Escutcheon plate, forward, L		CH –12199	2435 2440
	1	–	–	–	683890-8	Täckplåt, främre, V	Escutcheon plate, forward, L		CH 12200–	2450 2460
	1	–	–	–	680715-0	Täckplåt, främre, H	Escutcheon plate, forward, R		CH –12199	2470 2480
	1	–	–	–	683892-4	Täckplåt, främre, H	Escutcheon plate, forward, R		CH 12200–52789	2490 2500
	1	–	–	–	683891-6	Täckplåt, främre, H	Escutcheon plate, forward, R		CH 52790–	2510 2520
	1	–	–	–	685571-2	Täckplåt, bakre, V	Escutcheon plate, rear, L			2530 2540
	1	–	–	–	685572-0	Täckplåt, bakre, H	Escutcheon plate, rear, R			2550 2560
38	1	–	–	–	1202699-3	Skärmplåt, främre	Protecting plate, front		EXCL JAPAN. CH 132567–	2570
39	2	–	–	–	946501-4	Skruv	Screw		EXCL JAPAN. CH 132567–	2580
40	1	–	–	–	1202397-4	Skärmplåt, mellersta	Protecting plate, centre		EXCL JAPAN. CH 132567–	2590
41	2	–	–	–	945358-0	Skruv	Screw		EXCL JAPAN. CH 132567–	2600
42	1	–	–	–	1202398-2	Skärmplåt, bakre	Protecting plate, rear		CH 132567–	2610
43	2	–	–	–	946441-3	Skruv	Screw		CH 132567–	2620
44	1	–	–	–	1203718-0	Skärmplåt	Protecting plate		CALIFORNIA.	2630
45	7	–	–	–	946501-4	Skruv	Screw		CALIFORNIA.	2640

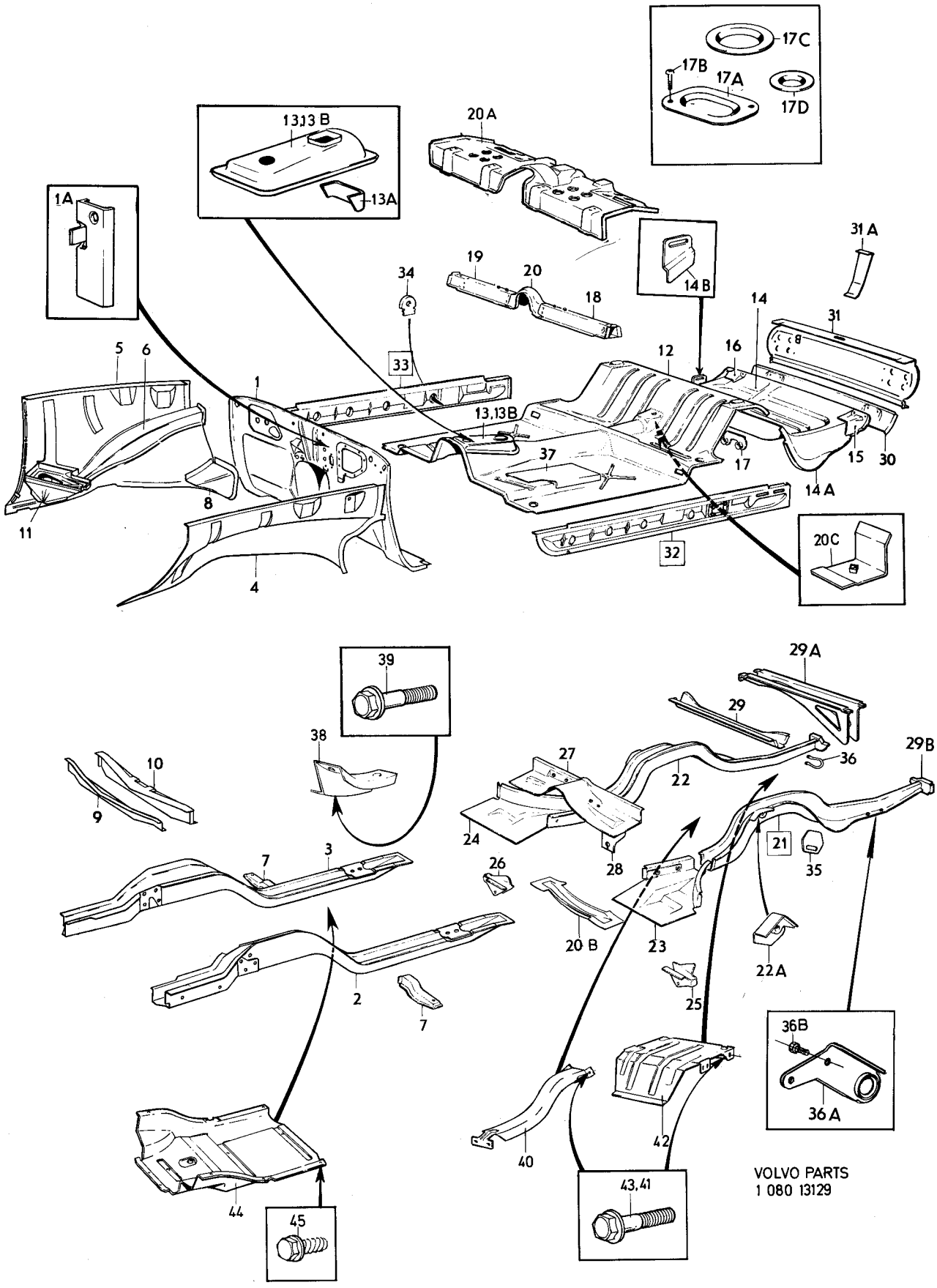

VOLVO PARTS
1 080 13129

Sida 12 Page | Grupp 8 Group | Karossidor Body sides | Illustration 15148 1975-12 | 0200

Pos. Fig.	Antal/Quantity				Detalj nr Part No	Benämning	Description	Sats Kit	Anmärkning Notes	
1	1	–	–	–		Karossida, V	Body side, L	8		1010
	1	–	–	–		Karossida, H	Body side, R	8		1020
	–	–	–	–		•Det sida 16, 3-A21	•Comps. page 16, 3-A21			1030
2	1	–	–	–	676092-0	Vindrutestolpe, V	Windscreen pillar, L		CH–74449.	1040
									ERS AV 1ST 1211357–7,	1042
									1ST 676218–1.	1044
	1	–	–	–	1202085-5	Vindrutestolpe, V	Windscreen pillar, L		CH 74450–151858	1055
									(1211357)	1056
×	1	–	–	–	1202766-0	Vindrutestolpe, V	Windscreen pillar, L		CH 151859–	1057
	1	–	–	–	676093-8	Vindrutestolpe, H	Windscreen pillar, R		CH –74449.	1060
									ERS AV 1ST 1211358–5,	1061
									1ST 676219–9.	1062
	1	–	–	–	1211358-5	Vindrutestolpe, H	Windscreen pillar, R		CH 74450–132566.	1070
	1	–	–	–	1202086-3	Vindrutestolpe, H	Windscreen pillar, R		CH 132567–151858	1075
×	1	–	–	–	1202767-8	Vindrutestolpe, H	Windscreen pillar, R		CH 151859–	1077
× 3	1	–	–	–	1202083-0	Torpedsida, inre, V	Cowl side, inner, L		(675823)	1080
×	1	–	–	–	1202084-8	Torpedsida, inre, H	Cowl side, inner, R		(675824)	1090
3a	1	–	–	–	1211668-7	Täckplåt	Cover plate		CH 74450–	1100
3b	4	–	–	–	955138-3	Skruv	Screw		CH 74450–	1110
3c	1	–	–	–	675453-5	•Avrinningsplåt, H	•Drain trough, R		CH–74449.	1115
4	1	–	–	–	675244-8	Knutplåt, V	Tie plate, L			1120
	1	–	–	–	675245-5	Knutplåt, H	Tie plate, R			1130
5	1	–	–	–	676159-7	Täckplåt, V	Escutcheon plate, L			1140
	1	–	–	–	676160-5	Täckplåt, H	Escutcheon plate, R			1150
6	1	–	–	–	675825-4	Mellanstolpe,	Centre pillar,		CH –151858	1160
						främre, yttre, V	forward, outer, L			1170
×	1	–	–	–	1202872-6	Mellanstolpe,	Centre pillar,		CH 151859–	1175
						främre, yttre, V	forward, outer, L			1176
	1	–	–	–	675826-2	Mellanstolpe,	Centre pillar,		CH –151858	1180
						främre, yttre, H	forward, outer, R			1190
×	1	–	–	–	1202873-4	Mellanstolpe,	Centre pillar,		CH 151859–	1195
						främre, yttre, H	forward, outer, R			1196
6a	2	–	–	–	685617-3	•Mutterplatta	•Nut plate		CH –136224	1200
×	2	–	–	–	1203989-7	•Mutterplatta	•Nut plate		CH 136225–	1205
									ALT 1. UNC1/4''.	1206
	2	–	–	–		•Mutterplatta	•Nut plate	8	CH 136225–	1207
									ALT 2. M6.	1208
7	1	–	–	–	675557-3	Mellanstolpe, bakre, V	Centre pillar, rear, L			1210
	1	–	–	–	675558-1	Mellanstolpe, bakre, H	Centre pillar, rear, R			1220
8	1	–	–	–	680214-4	Taksvällare,	Cant rail,			1230
						främre, inre, V	forward, inner, L			1240
	1	–	–	–	680215-1	Taksvällare,	Cant rail,			1250
						främre, inre, H	forward, inner, R			1260
8a	2	–	–	–	679718-7	Förstärkning	Reinforcement			1265
9	1	–	–	–	675972-4	Taksvällare,	Cant rail,			1270
						bakre, inre, V	rear, inner, L			1280
	1	–	–	–	675973-2	Taksvällare,	Cant rail,			1290
						bakre, inre, H	rear, inner, R			1300
10	1	–	–	–	682379-3	Hylla, ytterdel, V	Shelf, outer section, L		(675448)	1310
	1	–	–	–	682380-1	Hylla, ytterdel, H	Shelf, outer section, R		(675449)	1320
10a	1	–	–	–	1211935-0	Förstärkning, V	Reinforcement, L			1330
	1	–	–	–	1211936-8	Förstärkning, H	Reinforcement, R			1340
11	2	–	–	–	678026-6	Konsol för gasfjäder	Bracket for gas spring			1350
12	2	–	–	–	913114-5	•Saxpinnebult	•Clevis pin		TID UTF	1360
12a	2	–	–	–	907824-7	•Saxpinne	•Split pin		TID UTF	1370
	2	–	–	–	945732-6	•Rörpinne	•Pin		SEN UTF	1380
13	1	–	–	–	676076-3	Taktygshållare, V	Head lining retainer, L			1390
	1	–	–	–	676077-1	Taktygshållare, H	Head lining retainer, R			1400
14	2	–	–	–	685634-8	Mutterplatta,	Nut plate,		(679993)	1421
						säkerhetsbälte	safety belt			1422
15	2	–	–	–	675451-9	Mutterplatta,	Nut plate, luggage		CH–132566	1430
						gångjärn för baklucka	compartment hinge			1440

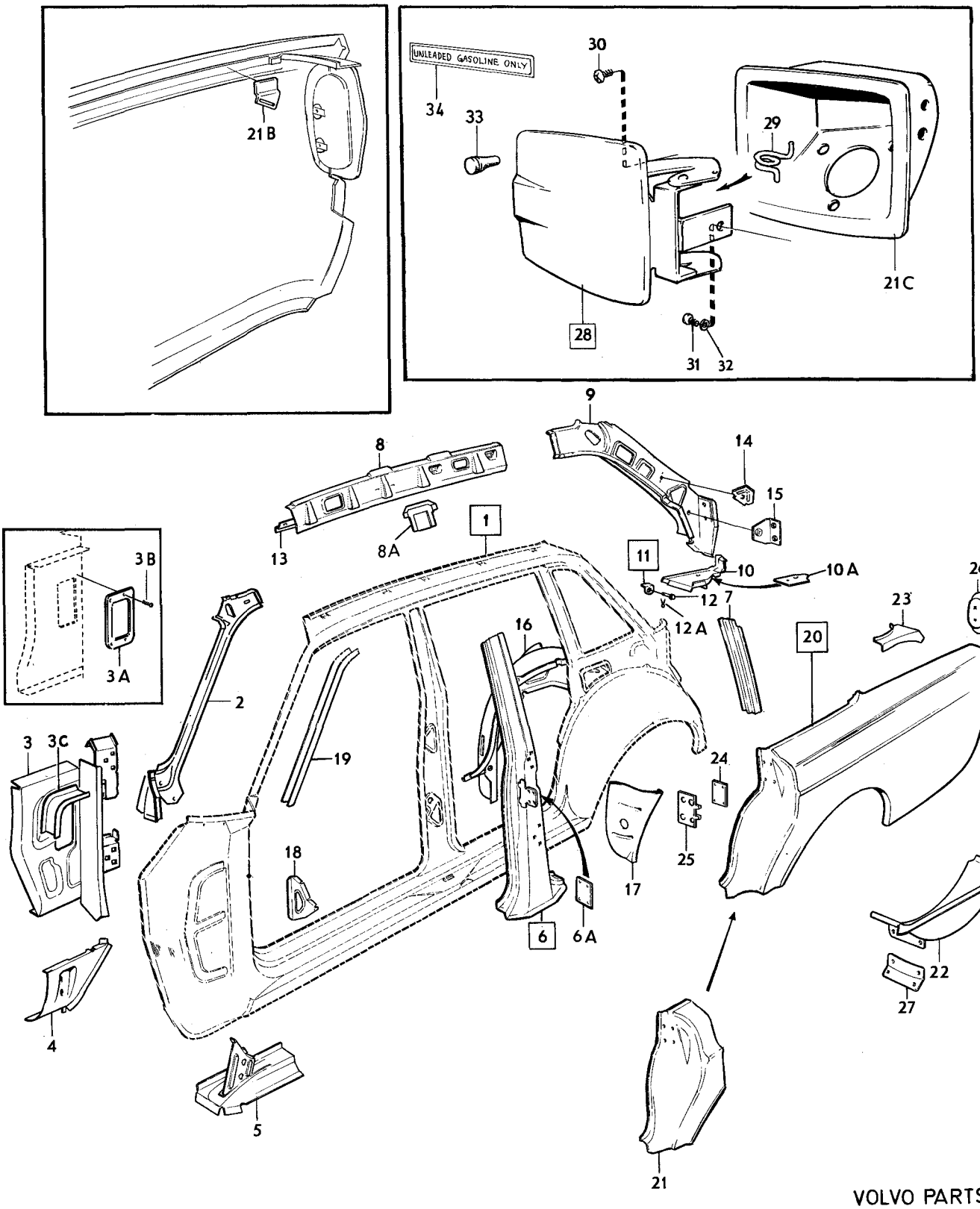

VOLVO PARTS
1 080 15148

Sida 14 Page | Grupp 8 Group | Karossidor Body sides | Illustration 15148 | 0200

1975-12

Pos. Fig.	Antal/Quantity				Detalj nr Part No	Benämning	Description	Sats Kit	Anmärkning Notes	
	2	–	–	–	1202088-9	Mutterplatta, gångjärn för baklucka	Nut plate, luggage compartment hinge		CH 132567–	1445 1450
16	1	–	–	–	675827-0	Hjulhus, bakre, inre, V	Wheel housing, rear, inner, L			2010 2020
	1	–	–	–	675828-8	Hjulhus, bakre, inre, H	Wheel housing, rear, inner, R			2030 2040
17	1	–	–	–	675255-4	Gavelplåt, V	End plate, L			2050
	1	–	–	–	675256-2	Gavelplåt, H	End plate, R			2060
18	4	–	–	–	675445-1	Mellanlägg	Bulk head			2070
19	1	–	–	–	1203469-0	Dropplist, V	Drip moulding, L		(675853)	2083
	1	–	–	–	675854-4	Dropplist, H	Drip moulding, R		CH –102949	2090
	1	–	–	–	1203470-8	Dropplist, H	Drip moulding, R		CH 102950–	[illegible]
	–	–	–	–		Bakskärm, V	Rear mudguard, L	8		[illegible]
	–	–	–	–		Bakskärm, H	Rear mudguard, R	8		2110
20	1	–	–	–	675459-2	•Bakskärm, V	•Rear mudguard, L			[illegible]
	1	–	–	–	675460-0	•Bakskärm, H	•Rear mudguard, R		CH –102949. ERS AV 1 ST 1203198–5 1 ST 1213660–2.	[illegible] 2131 [illegible]
	1	–	–	–	1213423-5	•Bakskärm, H	•Rear mudguard, R		CH 102950–	[illegible]
21	1	–	–	–	678228-8	••Bakskärm, främre del, V	••Rear mudguard, forward section, L			2140 [illegible]
	1	–	–	–	678229-6	••Bakskärm, främre del, H	••Rear mudguard, forward section, R			[illegible] 2170
21b	1	–	–	–	687170-1	•Remfäste	•Strap anchorage		CH –102949	2180
	1	–	–	–	1213978-8	•Remfäste	•Strap anchorage		CH 102950–	2183
21c	1	–	–	–	1211214-0	•Påfyllningshus	•Filler housing		CH 102950–	2186
22	1	–	–	–	675743-9	•Reservhjulsbalja, yttre, V	•Spare wheel container, outer, L		CH –102949	2190 2200
	1	–	–	–	1213098-5	•Reservhjulsbalja yttre, V	•Spare wheel container, outer, L		CH 102950–	2203 2205
	1	–	–	–	675744-7	•Reservhjulsbalja, yttre, H	•Spare wheel container, outer, R		CH –102949	2210 2220
	1	–	–	–	1213099-3	•Reservhjulsbalja yttre, H	•Spare wheel container, outer, R		CH 102950–	2223 2225
23	1	–	–	–	675472-5	•Knutplåt, V	•Tie plate, L		CH –102949	2230
	1	–	–	–	1203179-5	•Knutplåt, V	•Tie plate, L		CH 102950–	2233
	1	–	–	–	675473-3	•Knutplåt, H	•Tie plate, R		CH –102949	2240
	1	–	–	–	1203180-3	•Knutplåt, H	•Tie plate, R		CH 102950–	2243
24	2	–	–	–	676135-7	•Mutterplatta	•Nut plate			[illegible]
	2	–	–	–	685617-3	•Mutterplatta	•Nut plate		CH 74450–132566.	[illegible]
	2	–	–	–	1202089-7	•Mutterplatta	•Nut plate		CH 132567–.	2265
25	2	–	–	–	1211033-4	•Förstärkningsplåt	•Reinforcing plate		(675997)	[illegible]
26	1	–	–	–	676034-2	•Kåpa, V	•Casing, L		CH –74449	[illegible]
	1	–	–	–	676035-9	•Kåpa, H	•Casing, R		CH –74449	2300
27	2	–	–	–	675936-9	•Konsol	•Bracket			[illegible]
28	1	–	–	–	1213881-4	Lucka	Cover		CH 102950–	[illegible]
x 29	1	–	–	–	1203473-2	•Fjäder, övre	•Spring, upper		CH 102950– (1213835)	2330 [illegible]
x	1	–	–	–	1203473-2	•Fjäder, nedre	•Spring, lower		CH 102950– (1213836)	[illegible] 2345
30	2	–	–	–	946832-3	Skruv	Screw		CH 102950–	2350
31	1	–	–	–	191390-4	Skruv	Screw		CH 102950–	2360
32	1	–	–	–	960138-6	Bricka	Washer		CH 102950–	2370
33	2	–	–	–	1203178-7	Buffert	Buffer		CH 102950–	2380
x 34	1	–	–	–	1202852-8	Skylt /unleaded gasoline only/	Plate /unleaded gasoline only/		CALIFORNIA	2385 2386

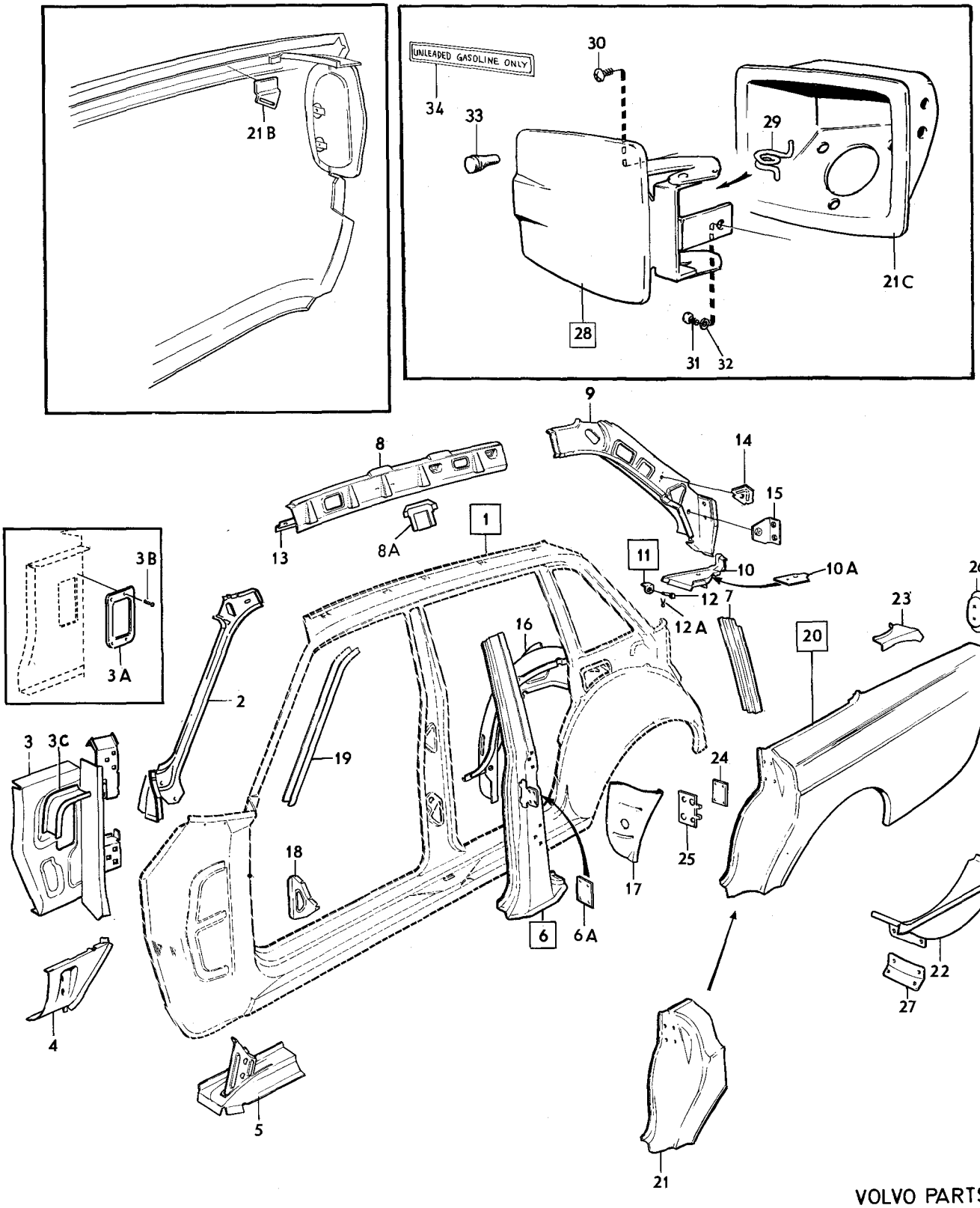

VOLVO PARTS
1 080 15148

Sida 16 Page | Grupp 8 Group | Detaljer för karossidor | Body side components | Illustration 6072 | 1975-12 | 0250

Pos. Fig.	Antal/Quantity				Detalj nr Part No	Benämning	Description	Sats Kit	Anmärkning Notes	
1	1	–	–	–		Karossida, V	Body side, L	8		1010
	1	–	–	–		Karossida, H	Body side, R	8		1020
2	1	–	–	–	675159-8	•Torpedsida, yttre, V	•Cowl side, outer, L	4		1030
	1	–	–	–	675160-6	•Torpedsida, yttre, H	•Cowl side, outer, R	4		1040
3	1	–	–	–	675157-2	•Taksvällare, yttre, V	•Cant rail, L			1050
	1	–	–	–	675158-0	•Taksvällare, yttre, H	•Cant rail, R			1060
4	1	–	–	–	675167-1	•Fönsterram, V	•Window frame, L			1070
	1	–	–	–	675168-9	•Fönsterram, H	•Window frame, R			1080
5	1	–	–	–	675163-0	•Hjulhus, bakre, yttre, V	•Wheel housing, rear, outer, L	4		1090 1100
	1	–	–	–	675164-8	•Hjulhus, bakre, yttre, H	•Wheel housing rear, outer, R	4		1110
6	1	–	–	–	675161-4	•Mellanstolpe, främre, inre, V	•Centre pillar, forward, inner, L	4		1140
	1	–	–	–	675162-2	•Mellanstolpe, främre, inre, H	•Centre pillar, forward, inner, R	4		
7	1	–	–	–	675165-5	•Bottensvällare, V	•Bottom rail, L	4		1170
	1	–	–	–	675166-3	•Bottensvällare, H	•Bottom rail, R	4		
8	2	–	–	–	679642-9	••Mellandel	••Section	3		
9	1	–	–	–	679652-8	••Bottensvällare, undre del, V	••Bottom rail, lower, L	3		1200
	1	–	–	–	679653-6	••Bottensvällare, undre del, H	••Bottom rail, lower, R	3		1230

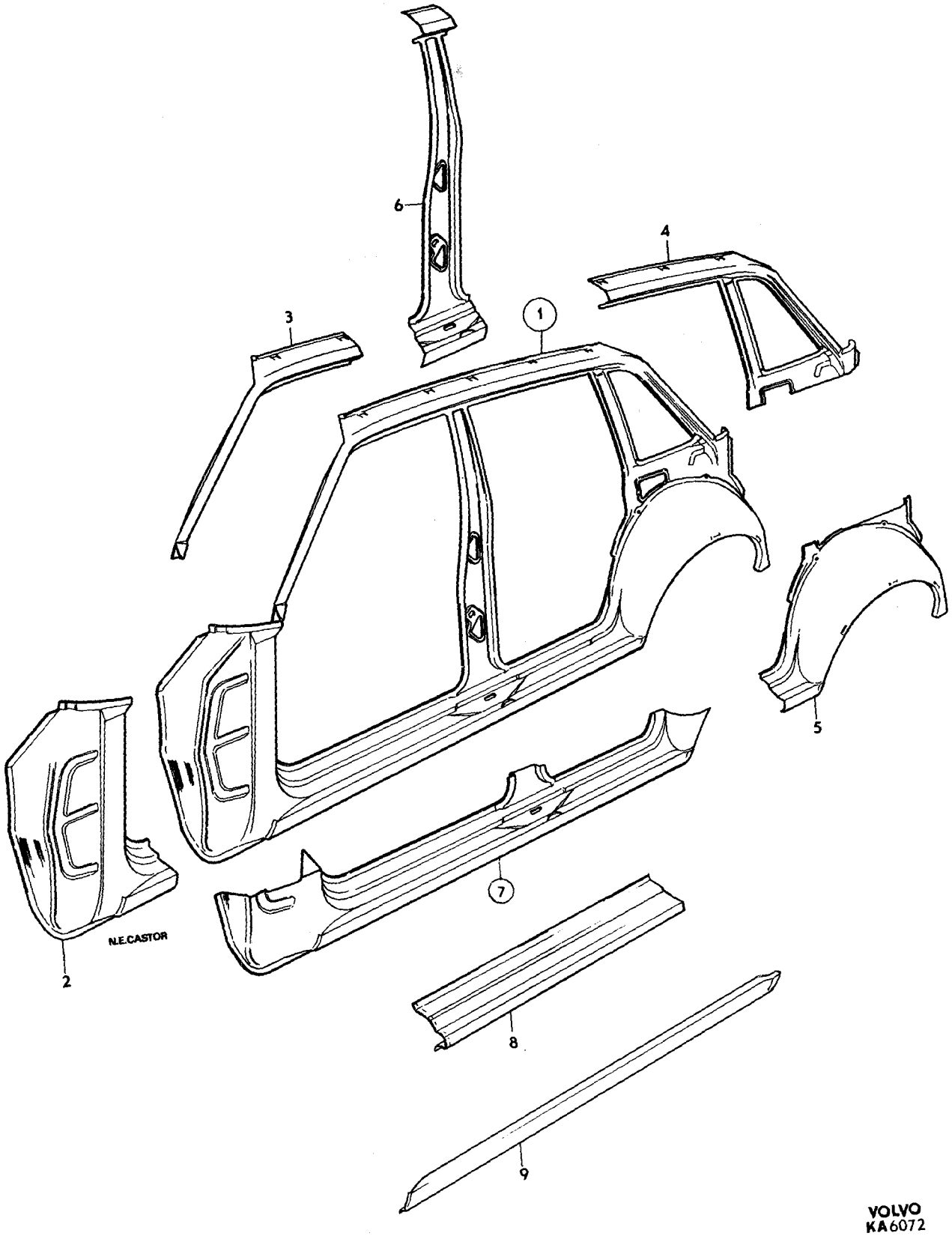

VOLVO
KA6072

Sida 18 Page | Grupp 8 Group | Takparti | Roof section | Illustration 11282 | 0300

1975-12

Pos. Fig.	Antal/Quantity				Detalj nr Part No	Benämning	Description	Sats Kit	Anmärkning Notes	
1	1	–	–	–	686007-6	Takplåt	Roof plating		UTL (675297)	1010
	1	–	–	–	686006-8	Takplåt	Roof plating		MTL (679600)	1020
2	1	–	–	–	1211316-3	Vindruteram	Windscreen frame		(682044)	1040
3	1	–	–	–	686008-4	•Vindrutebalk	•Windscreen member		(680710)	1050
4	1	–	–	–	676065-6	••Taktygshållare, främre	••Headlining retainer, forward			1060 1070
5	9	–	–	–	955138-3	••Skruv	••Screw		TID UTF	1080
	2	–	–	–	659654-8	••Nit	••Rivet		TID UTF	1090
6	1	–	–	–	1213984-6	Skyddsplåt	Protector plate		CH 74450–	1100
7	1	–	–	–	675858-5	Torpedbalk	Cowl member		CH –74449	1110
	1	–	–	–	1202788-4	Torpedbalk	Cowl member		VST CH 74450–. HST EXCL AUSTRALIA, MALAYSIA, CH 74450–. (1213000).	1120 1123
	1	–	–	–	1202790-0	Torpedbalk	Cowl member		HST AUSTRALIA, MALAYSIA. (1213561)	1151
8	1	–	–	–	684218-1	Mellanbräda, överdel	Firewall, upper section		CH –132566, EXCL AUSTRALIA, MALAYSIA.	1161
	1	–	–	–	1213006-8	Mellanbräda, överdel	Firewall, upper section		AUSTRALIA, MALAYSIA, CH–132566.	1171 1173
	1	–	–	–	1202038-4	Mellanbräda, överdel	Firewall, upper section		CH 132567–.	1176
9	1200	–	–	–	676082-1	Hållare	Retainer			1180
	1	–	–	–	682443-7	Bakruteram, kmpl	Rear window frame, cpl			1190
10	1	–	–	–	682366-0	•Bakruteram	•Rear window frame			1200
11	1	–	–	–	675781-9	•Balk	•Member			1210
12	1	–	–	–	676054-0	•Taktygshållare bakre	•Headlining retainer, rear			1220 1230
13	1	–	–	–		•Balk	•Member	8	CH –12199. (675441)	1240 1241
	1	–	–	–		•Balk	•Member	8	CH 12200–	1250
14	1	–	–	–	675958-3	•Balk	•Member		CH –12199	1260
15	1	–	–	–	677571-2	Takbåge	Roof arch		UTL	1270
16	1	–	–	–	675433-7	Hatthylla	Rear shelf			1280

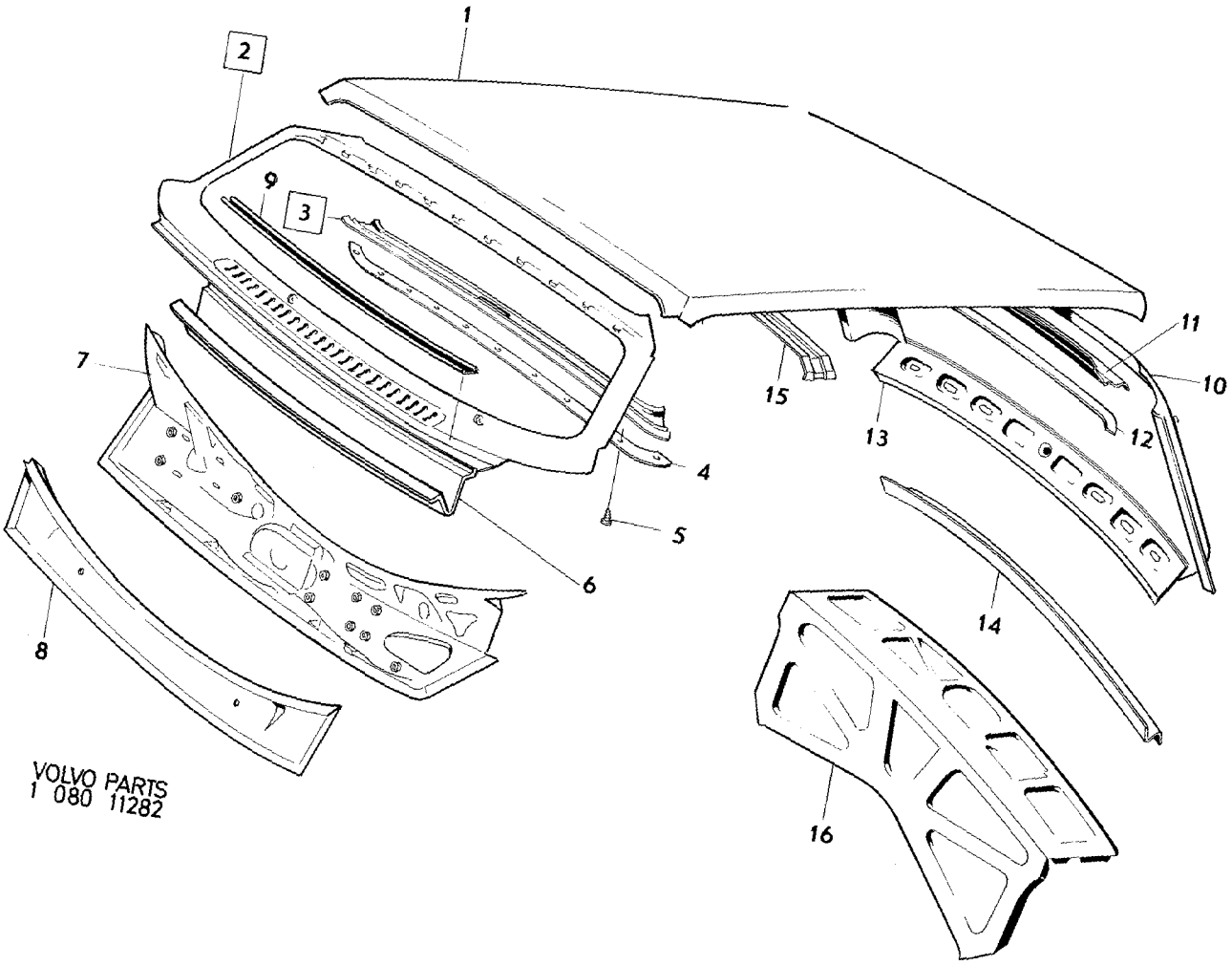
1
2
3
4
5
6
7
8
9
10
11
12
13
14
15
16
VOLVO PARTS
1 080 11282

Sida 20 Page | Grupp 8 Group | Taklucka MTL | Sliding roof MTL | Illustration 12121 | 1975-12 | 0350

Pos. Fig.	Antal/Quantity				Detalj nr Part No	Benämning	Description	Sats Kit	Anmärkning Notes	
1	1	–	–	–	680963-6	Ram	Frame			1010
2	2	–	–	–	1201923-8	Konsol	Bracket		CH 132567–.	1020
3	1	–	–	–	681091-5	Styrskena, V	Guide rail, L			1030
	1	–	–	–	681092-3	Styrskena, H	Guide rail, R			1040
4	2	–	–	–	680956-0	Fäste	Anchorage			1050
5	2	–	–	–	681096-4	Mellanstycke	Spacer			1060
6	6	–	–	–	955162-3	Skruv	Screw	0		1070
7	1	–	–	–	680961-0	Styrskena, V	Guide rail, L			1080
	1	–	–	–	680962-8	Styrskena, H	Guide rail, R			1090
8	1	–	–	–	681306-7	Förstärkning	Reinforcement			1100
9	4	–	–	–	955162-3	Skruv	Screw	0		1110
9a	2	–	–	–	684201-7	Bricka	Washer			1
10	1	–	–	–	680959-4	Täcklist	Escutcheon moulding			1
11	6	–	–	–	955162-3	Skruv	Screw			1150
12	1	–	–	–	680964-4	Lucka, yttre	Roof, outer			1
13	2	–	–	–	681101-2	Fäste	Anchorage			1
14	4	–	–	–	955246-4	Skruv	Screw			1180
15	4	–	–	–	17840-0	Låsbricka	Lock washer	0		1
16	2	–	–	–	681102-0	Säkringsbleck	Tab washer	2		1
17	1	–	–	–	681093-1	Wire, V	Cable, L	2		1210
	1	–	–	–	681094-9	Wire, H	Cable, R	2		1
18	2	–	–	–	681103-8	Förstärkning	Reinforcement			1
19	4	–	–	–	955224-1	Skruv	Screw	0		1240
20	4	–	–	–	120344-7	Låsbricka	Lock washer	0		1250
21	2	–	–	–	681104-6	Glidsko	Dog	2		1260
22	1	–	–	–	681097-2	Växelhus	Gear housing	3		1270
23	2	–	–	–	956165-5	Skruv	Screw	0		1280
24	2	–	–	–	681098-0	Mutterplatta	Nut plate			1290
25	2	–	–	–	956271-1	Skruv	Screw	0		1300
26	1	–	–	–	681100-4	Vev	Crank	3		1310
27	1	–	–	–	956272-9	Skruv	Screw			1330
28	1	–	–	–	681099-8	Distansbricka	Spacer washer			1340
29	1	–	–	–	681095-6	Fjäderbleck	Spring tab			1350
30	1	–	–	–	681106-1	Skål	Shell		CH–132566.	1360
	1	–	–	–	1201925-3	Skål	Shell		CH 132567–.	1365
31	1	–	–	–	955172-2	Skruv	Screw		CH–132566.	1370
32	1	–	–	–	192557-7	Fjädermutter	Spring nut		CH–132566.	1380
33	1	–	–	–	681432-1	Vindavvisare	Wind deflector			1390
34	1	–	–	–	686131-4	Länk, V	Link, L			1
	1	–	–	–	686132-2	Länk, H	Link, R			1
35	3	–	–	–	684202-5	Plugg	Plug			1420
36	2200	–	–	–	942754-3	Slang	Hose		2 X 1100	1
37	34	–	–	–	944188-2	Slang	Hose		2 X 17	1
38	2	–	–	–	1211334-6	Backventil	Check valve		CH – 77964	1455
39	2	–	–	–	945652-6	Slangklammer	Hose clip		(943572)	1460
40	3700	–	–	–	944188-2	Slang	Hose		2 X 1850, TID UTF	1
41	2560	–	–	–	944188-2	Slang	Hose		2 X 1280, SEN UTF	1475
42	600	–	–	–	943519-9	Slang	Hose		2 X 300, SEN UTF	1
43	2	–	–	–	685975-5	Y–nippel	Y–piece		SEN UTF	1
									(685976)	1478
44	2	–	–	–	945652-6	Slangklammer	Hose clip		(943572)	1480
45	2	–	–	–	192230-1	Clips	Clip		TID UTF	1490
46	1	–	–	–	681823-1	Lucka, inre, med klädsel	Roof, inner with headlining		CH–132566.	1500 1510
	1	–	–	–	1224362-2	Lucka, inre med klädsel	Roof, inner with headlining		CH 132567–.	1515 1517
47	1	–	–	–	681110-3	Kederlist	Piping			1520
48	1	–	–	–	681090-7	Kederlist	Piping			1530
49	1	–	–	–	681089-9	Tätningslist	Seal moulding			1540
50	1	–	–	–	681777-9	Kantskyddslist	Edge guard			1550
50a	1	–	–	–	1207600-6	Klamma	Clamp		CH 104059–.	1552
51	1	–	–	–	693067-1	Stoppning, V	Upholstery, L		CH–132566.	1560
52	1	–	–	–	693068-9	Stoppning, H	Upholstery, R		CH–132566.	1570

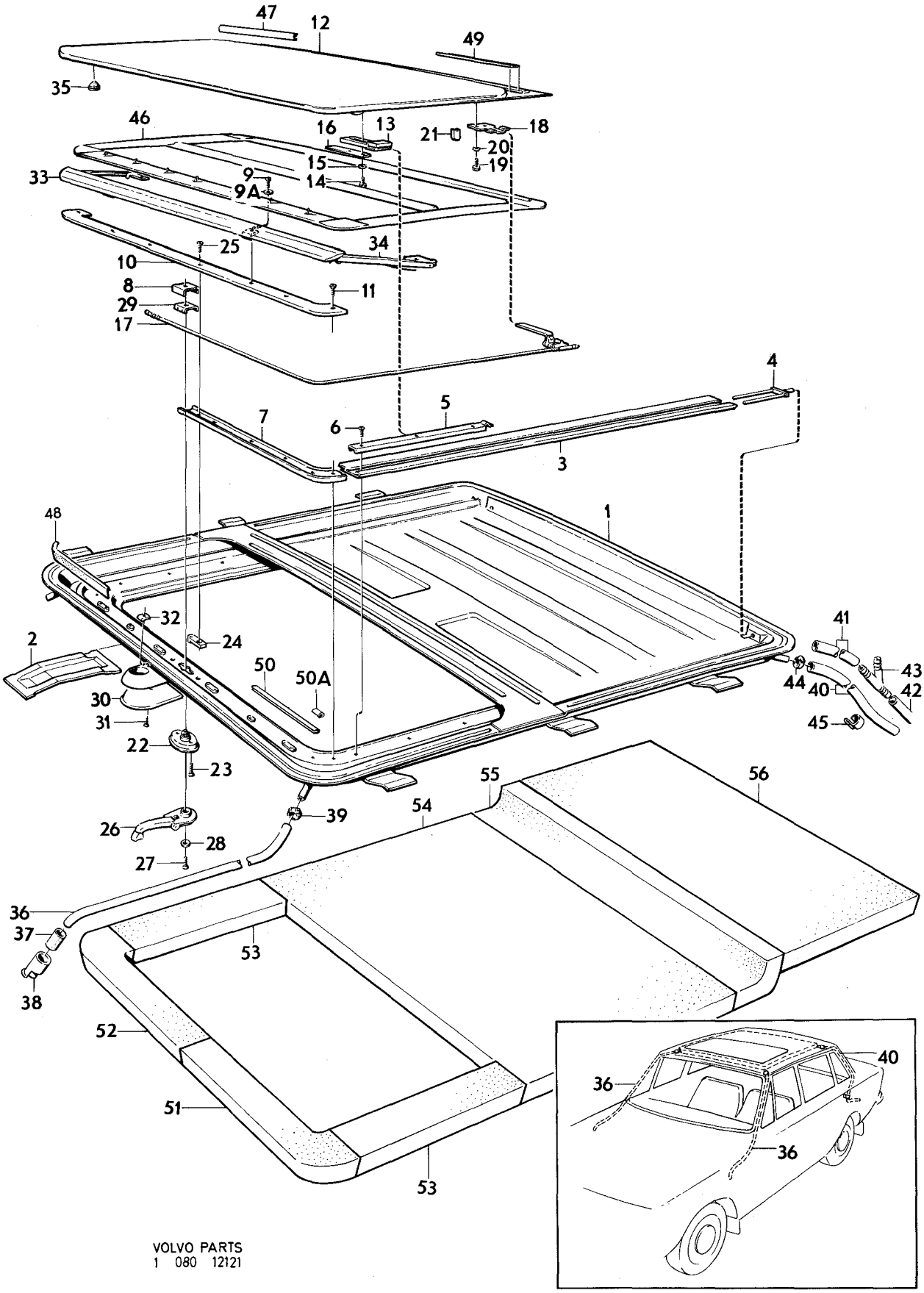

VOLVO PARTS
1 080 12121

Sida / Page	Grupp / Group	Taklucka / MTL	Sliding roof / MTL	Illustration 12121 / 1975-12	0350
22	8				

Pos. Fig.	Antal/Quantity				Detalj nr Part No	Benämning	Description	Sats Kit	Anmärkning Notes	
53	2	–	–	–	692881-6	Stoppning	Upholstery		CH–132566.	1580
54	1	–	–	–	692880-8	Stoppning	Upholstery		CH–132566.	1590
55	1	–	–	–	692882-4	Stoppning	Upholstery		CH–132566.	1600
56	1	–	–	–	692879-0	Stoppning	Upholstery		CH–132566.	1610

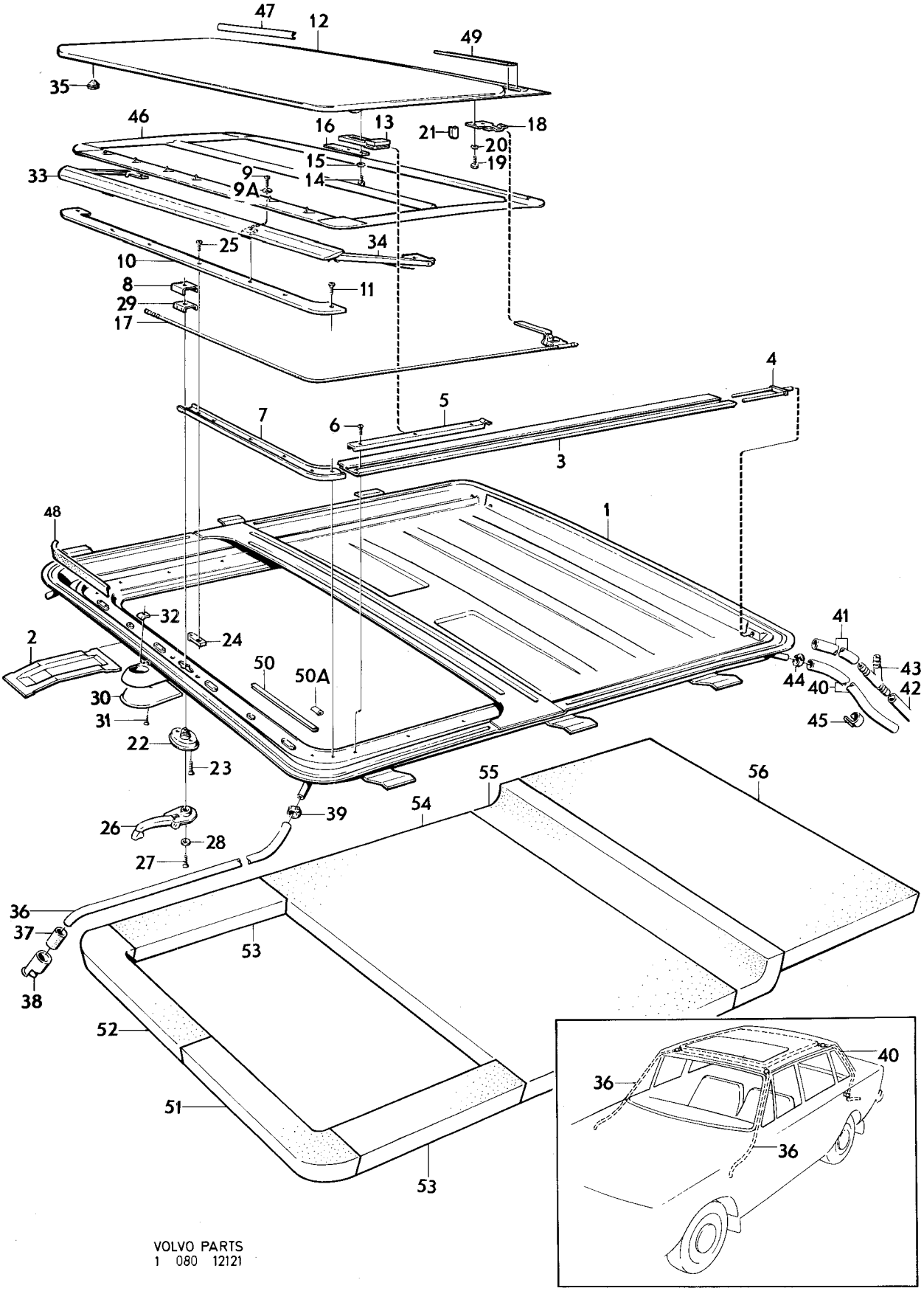

VOLVO PARTS
1 080 12121

Sida / Page 24 — Grupp / Group 8 — Dörrar / Doors — CH –102949 / CH –102949 — Illustration 12122 — 1975-12

	Pos. Fig.	Antal/Quantity				Detalj nr Part No	Benämning	Description	Sats Kit	Anmärkning Notes	
x	1	1	–	–	–	675696-9	Dörr, främre, V	Door, forward, L		CH –52789 (676197)	0020 0040
		1	–	–	–	1211630-7	Dörr, främre, V	Door, forward, L		CH 52790–102949 (686484)	0060 0080
		1	–	–	–	675697-7	Dörr, främre, H	Door, forward, R		CH –52789 (676198)	0100 0120
		1	–	–	–	1211631-5	Dörr, främre, H	Door, forward, R		CH 52790–102949 (686485)	0140 0160
x	2	1	–	–	–	675750-4	Dörr, bakre, V	Door, rear, L		CH –52789 (676201)	0180 0200
		1	–	–	–	1211634-9	Dörr, bakre, V	Door, rear, L		CH 52790–102949 (686486)	0220 0240
		1	–	–	–	675751-2	Dörr, bakre, H	Door, rear, R		CH –52789 (676202)	0260 0280
		1	–	–	–	1211635-6	Dörr, bakre, H	Door, rear, R		CH 52790–102949 (686487)	0300 0320
	3	1	–	–	–	676770-1	•Ytterplåt, främre, V	•Outer plating, forward, L		CH –52789	0340 0360
		1	–	–	–	686868-1	•Ytterplåt, främre, V	•Outer plating, forward, L		CH 52790–102949	0380 0400
		1	–	–	–	676771-9	•Ytterplåt, främre, H	•Outer plating, forward, R		CH –52789	0420 0440
		1	–	–	–	686869-9	•Ytterplåt, främre, H	•Outer plating, forward, R		CH 52790–102949	0460 0480
	3a	2	–	–	–	676863-4	••Hållare, tätningslist	••Retainer, seal moulding		CH –12199	0500
	4	1	–	–	–	675594-6	•Ytterplåt, bakre, V	•Outer plating, rear, L		CH –52789	0520
		1	–	–	–	686874-9	•Ytterplåt, bakre, V	•Outer plating, rear, L		CH 52790–102949	0540
		1	–	–	–	675595-3	•Ytterplåt, bakre, H	•Outer plating, rear, R		CH –52789	0560
		1	–	–	–	686875-6	•Ytterplåt, bakre, H	•Outer plating, rear, R		CH 52790–102949	0580
	4a	2	–	–	–	676863-4	••Hållare, tätningslist	••Retainer, seal moulding		CH –12199	0600
	5	660	–	–	–	676082-1	•Hållare, tätningslist, V	•Retainer, seal moulding, L			0620 0640
		660	–	–	–	676082-1	•Hållare, tätningslist, H	•Retainer, seal moulding, R			0660 0680
	6	730	–	–	–	676082-1	•Hållare, tätningslist, V	•Retainer, seal moulding, L			0700 0720
		730	–	–	–	676082-1	•Hållare, tätningslist, H	•Retainer, seal moulding, R			0740 0760
	7	650	–	–	–	676082-1	•Hållare, tätningslist, V	•Retainer, seal moulding, L			0780 0800
		650	–	–	–	676082-1	•Hållare, tätningslist, H	•Retainer, seal moulding, R			0820 0840
		–	–	–	–		•Tätningslist, H	•Seal moulding, R			0860
	8	660	–	–	–	676082-1	•Hållare, tätningslist, V	•Retainer, seal moulding, L			0880 0900
		660	–	–	–	676082-1	•Hållare, tätningslist, H	•Retainer, seal moulding, R			0920 0940
	9	280	–	–	–	676082-1	•Hållare, tätningslist, V	•Retainer, seal moulding, L			0960 0980
		280	–	–	–	676082-1	•Hållare, tätningslist, H	•Retainer, seal moulding, R			1000
	10	680	–	–	–	676082-1	•Hållare, tätningslist, V	•Retainer, seal moulding, L			1020 1040
		680	–	–	–	676082-1	•Hållare, tätningslist, H	•Retainer, seal moulding, R			1060 1080
	11	2	–	–	–	1203347-8	Gångjärn, övre, V	Hinge, upper, L		(686400)	1100
		–	–	–	–	1203348-6	Gångjärn, övre, H	Hinge, upper, R		(686401)	1120
	12	2	–	–	–	1203348-6	Gångjärn, nedre, H	Hinge, lower, L		(686401)	1140
		2	–	–	–	1203347-8	Gångjärn, nedre, H	Hinge, lower, R		(686400)	1160
	13	8	–	–	–	942402-9	Skruv, främre dörr	Screw, forward door			1200
		8	–	–	–	944012-4	Skruv, bakre dörr	Screw, rear door			1220
	14	16	–	–	–	955894-1	Bricka	Washer		TID UTF	1240
	15	24	–	–	–	942402-9	Skruv	Screw			1260
	16	24	–	–	–	955894-1	Bricka	Washer		TID UTF	1280

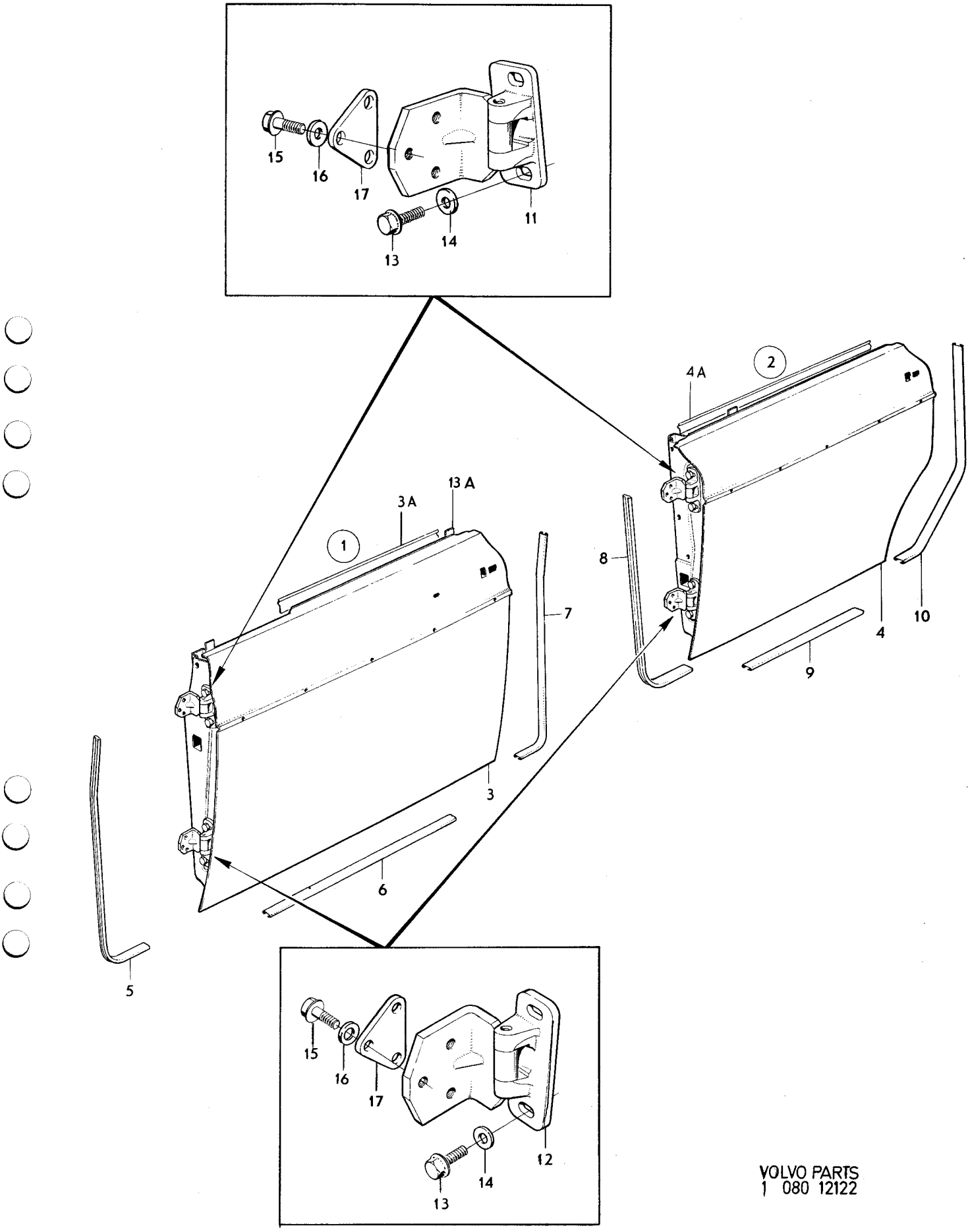

VOLVO PARTS
1 080 12122

Sida / Page	Grupp / Group	Dörrar / Doors		Illustration 12122	0400
26	8	CH –102949	CH –102949	1975-12	

Pos. Fig.	Antal/Quantity				Detalj nr Part No	Benämning	Description	Sats Kit	Anmärkning Notes	
17	4	–	–	–	680266-4	Bricka, främre dörr	Washer, forward door			1300
	4	–	–	–	1203994-7	Bricka bakre dörr	Washer, rear door		(676970)	1320
	ERF	–	–	–	684738-8	Justerbleck	Shim			1340

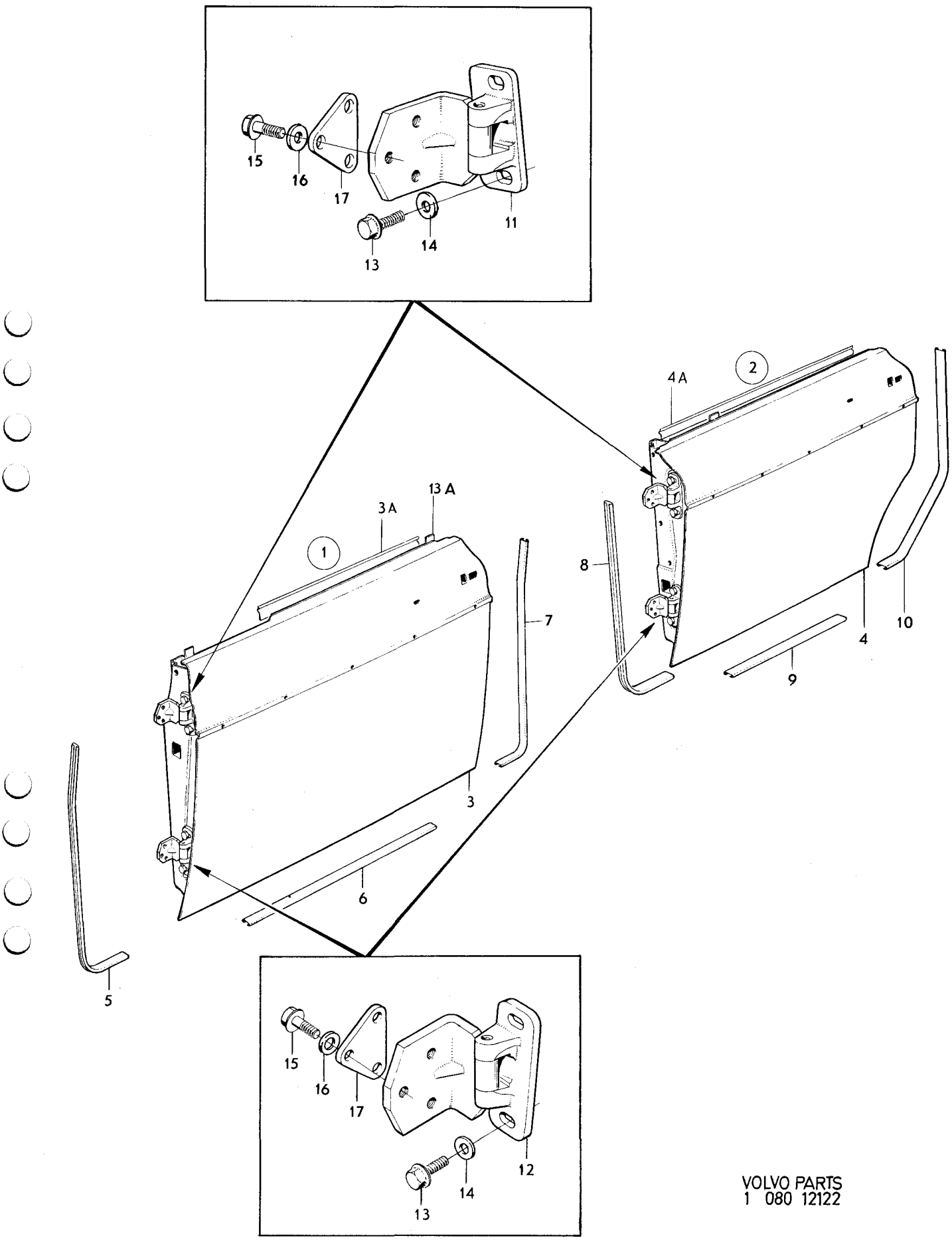

VOLVO PARTS
1 080 12122

Sida 28 Page | Grupp 8 Group | Dörrar CH 102950– | Doors CH 102950– | Illustration 14502 | 1975-12 | 0410

Pos. Fig.	Antal/Quantity				Detalj nr Part No	Benämning	Description	Sats Kit	Anmärkning Notes	
1	1	–	–	–	1203502-8	Dörr, främre, V	Door, forward, L			0020
	1	–	–	–	1203503-6	Dörr, främre, H	Door, forward, R			0040
2	1	–	–	–	1211538-2	Dörr, bakre, V	Door, rear, L		KAROSS –145734	0060
x	1	–	–	–	1203504-4	Dörr, bakre, V	Door, rear, L		KAROSS 145735–	0080
	1	–	–	–	1211539-0	Dörr, bakre, H	Door, rear, R		KAROSS –145734	0100
x	1	–	–	–	1203505-1	Dörr, bakre, H	Door, rear, R		KAROSS 145735–	0120
3	1	–	–	–	1211550-7	•Ytterplåt, främre, V	•Outer plating, forward, L			0140 0160
	1	–	–	–	1211551-5	•Ytterplåt, främre, H	•Outer plating, forward, R			0180 0200
4	1	–	–	–	1213515-8	•Ytterplåt, bakre, V	•Outer plating, rear, L			0220
	1	–	–	–	1213516-6	•Ytterplåt, bakre, H	•Outer plating, rear, R			0240
5	660	–	–	–	676082-1	•Hållare, tätningslist, V	•Retainer, seal moulding, L			0260 0280
	660	–	–	–	676082-1	•Hållare, tätningslist, H	•Retainer, seal moulding, R			0300
6	480	–	–	–	676082-1	•Hållare, tätningslist, V	•Retainer, seal moulding, L			0340 0360
	480	–	–	–	676082-1	•Hållare, tätningslist, H	•Retainer, seal moulding, R			0380 0400
7	650	–	–	–	676082-1	•Hållare, tätningslist, V	•Retainer, seal moulding, L			0420 0440
	650	–	–	–	676082-1	•Hållare, tätningslist, H	•Retainer, seal moulding, R			0460 0480
8	660	–	–	–	676082-1	•Hållare, tätningslist, V	•Retainer, seal moulding, L			0500 0520
	660	–	–	–	676082-1	•Hållare, tätningslist, H	•Retainer, seal moulding, R			0540 0560
9	280	–	–	–	676082-1	•Hållare, tätningslist, V	•Retainer, seal moulding, L			0580 0600
	280	–	–	–	676082-1	•Hållare, tätningslist, H	•Retainer, seal moulding, R			0620 0640
10	680	–	–	–	676082-1	•Hållare, tätningslist, V	•Retainer, seal moulding, L			0660 0680
	680	–	–	–	676082-1	•Hållare, tätningslist, H	•Retainer, seal moulding, R			0700 0720
11	2	–	–	–	1203347-8	Gångjärn, övre, V	Hinge, upper, L		KAROSS –OMKR 145700	0740
x	2	–	–	–	1203530-9	Gångjärn, övre, V	Hinge, upper, L		KAROSS OMKR 145700–	0760
	2	–	–	–	1203348-6	Gångjärn, övre, H	Hinge, upper, R		KAROSS –OMKR 145700	0780
x	2	–	–	–	1203531-7	Gångjärn, övre, H	Hinge, upper, R		KAROSS OMKR 145700–	0800
12	2	–	–	–	1203348-6	Gångjärn, utan dörrstopp, nedre, V	Hinge, lessdoor stop, lower, L		KAROSS –OMKR 145700	0820 0840
x	2	–	–	–	1203528-3	Gångjärn, med dörrstopp, nedre, V	Hinge, with door stop, lower, L		KAROSS OMKR 145700–	0880 0900
	2	–	–	–	1203347-8	Gångjärn, utan dörrstopp, nedre, H	Hinge, less door stop, lower, R		KAROSS OMKR –145700	0940 0960
x	2	–	–	–	1203529-1	Gångjärn, med dörrstopp, nedre, H	Hinge, with door stop, lower, R		KAROSS OMKR 145700–	1000 1020 1040
13	24	–	–	–	946440-5	Skruv	Screw			1060
14	16	–	–	–	946440-5	Skruv	Screw		TID UTF. L 16.	1080
	16	–	–	–	946173-2	Skruv	Screw		SEN UTF. L 20.	1100
15	4	–	–	–	680266-4	Bricka, främre dörr	Washer, front door			1120
x 16	4	–	–	–	1203994-7	Bricka, bakre dörr	Washer, rear door		(676970)	1140
17	ERF	–	–	–	684738-8	Justerbleck	Adjuster washer			1160

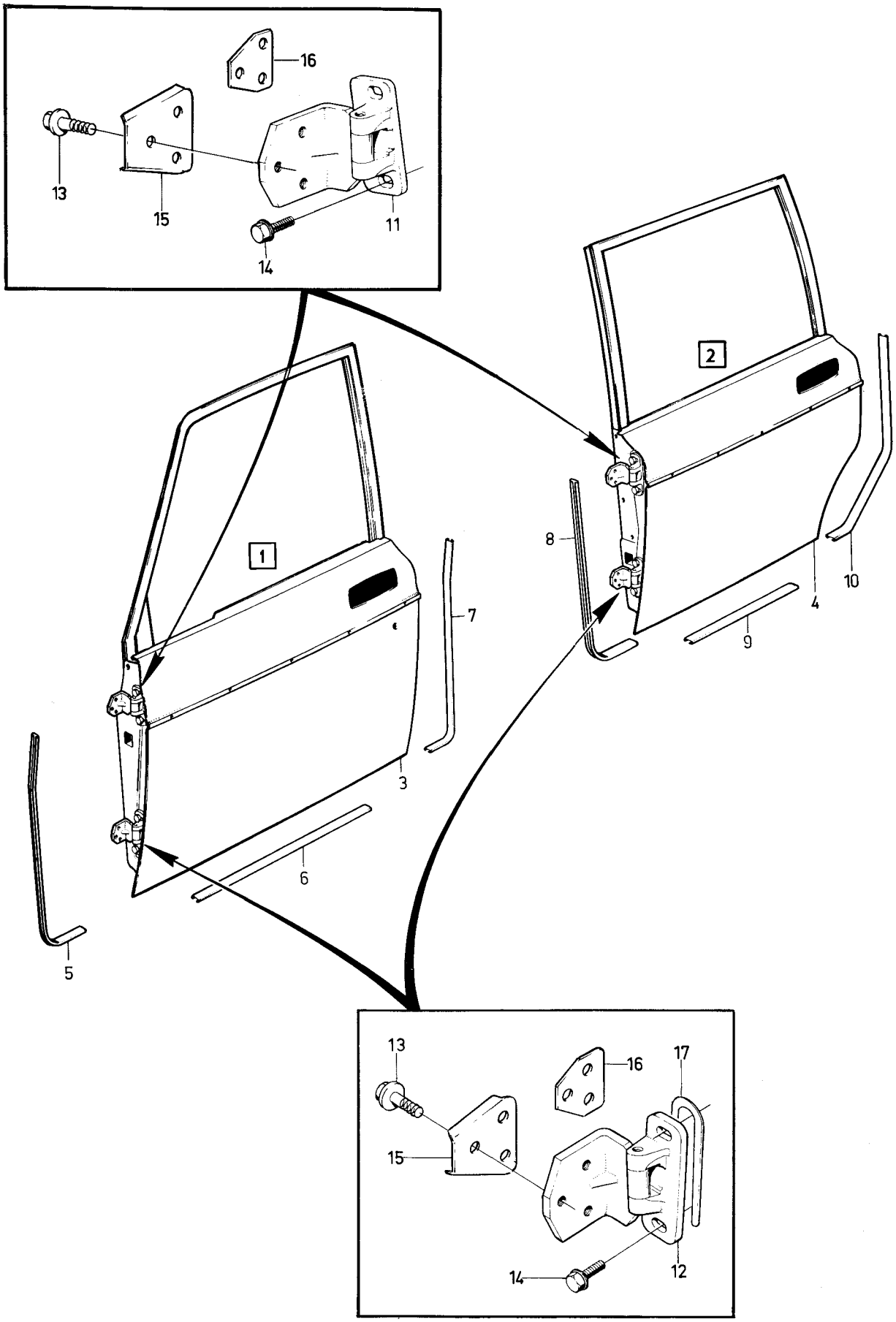

VOLVO PAPTS
1 080 14502
(12751)

Sida 30 Page | Grupp 8 Group | Dörrdetaljer, framdörrar CH –102949 | Door components, forward doors CH –102949 | Illustration 15149 1975-12 | 0450

Pos. Fig.	Antal/Quantity				Detalj nr Part No	Benämning	Description	Sats Kit	Anmärkning Notes	
1	1	–	–	–	675700-9	Lås, V	Lock, L	2		0020
	1	–	–	–	675701-7	Lås, H	Lock, R	2		0040
1a	2	–	–	–	675965-8	•Buffert	•Buffer			0060
2	6	–	–	–	950045-5	Skruv	Screw	0		0080
3	6	–	–	–	940155-5	Låsbricka	Lock washer	0		0100
4	4	–	–	–	955893-3	Bricka	Washer	0		0120
5	2	–	–	–	679758-3	Gummimellanlägg	Rubber spacer			0140
6	1	–	–	–	677133-1	Låsskydd, V	Lock guard, L			0160
	1	–	–	–	677134-9	Låsskydd, H	Lock guard, R			0180
7	4	–	–	–	955137-5	Skruv	Screw	0		0200
8	2	–	–	–	680369-6	Dörröppnare	Door opener		ERS AV 1ST 1203315–5, 1ST 946418–1, 1ST 958246–1, 1ST 1203311–4.	0220 0240 0260 0280
	2	–	–	–	1203315-5	Dörröppnare	Door opener			
9	4	–	–	–	943159-4	Skruv	Screw	0		0320
9a	2	–	–	–	958246-1	Skruv	Screw			0340
9b	2	–	–	–	946418-1	Fjädermutter	Speed nut			
9c	2	–	–	–	1203311-4	Bricka	Washer			
10	2	–	–	–	120164-9	Fjädrande bricka	Resilient washer	2		0400
11	2	–	–	–	945773-0	Bricka	Washer	0		
12	2	–	–	–	94641-8	Clip	Clip	2		
13	2	–	–	–	679800-3	Handtag	Handle	2		0460
14	1	–	–	–	680662-4	Styrkåpa, V	Guide casing, L	3		0480
	1	–	–	–	680663-2	Styrkåpa, H	Guide casing, R	3		0500
15	2	–	–	–	680660-8	Tätning	Seal	2		0520
16	2	–	–	–	676574-7	Returfjäder	Return spring	2	EXCL SPEC UTF FRANCE	0540
	2	–	–	–	685735-3	Returfjäder	Return spring		SPEC UTF FRANCE	0560
	–	–	–	–		Handtag, yttre, med monteringsdetaljer	Handle, outer, with installation components	8	CH –52789	0580 0600 0620
	1	–	–	–	680458-7	•Handtag, yttre, V, kmpl	•Handle, outer, L, cpl			0640
	1	–	–	–	680459-5	•Handtag, yttre, H, kmpl	•Handle, outer, R, cpl			0660
17	–	–	–	–		••Handtag, yttre, V	••Handle, outer, L	8	(675487)	0680
	–	–	–	–		••Handtag, yttre, H	••Handle, outer, R	8	(675488)	0700
17a	2	–	–	–	680122-9	••Upptryckare	••Push button			0720
18	2	–	–	–	675483-2	••Axel	••Spindle			0740
19	2	–	–	–	675482-4	••Fjäder	••Spring			0760
20	4	–	–	–	190598-3	••Skruv	••Screw			
20a	1	–	–	–	675484-0	••Packning, V	••Gasket, L			
	1	–	–	–	675485-7	••Packning, H	••Gasket, R			0820
21	2	–	–	–	677065-5	•Packning	•Gasket			
22	4	–	–	–	950045-5	•Skruv	•Screw			0860
23	4	–	–	–	955893-3	•Bricka	•Washer			0880
24	4	–	–	–	940155-5	•Låsbricka	•Lock washer			
24a	2	–	–	–	675491-5	•Tapp	•Pin			
25	2	–	–	–	675741-3	•Länk	•Link			0940
	–	–	–	–		Handtag, yttre, med monteringsdetaljer	Handle, outer, with installation components	8	CH 52790–	0946
26	1	–	–	–	1202430-3	•Handtag, yttre, V	•Handle, outer, L			0948
	1	–	–	–	1202431-1	•Handtag, yttre, H	•Handle, outer, R			0950
26a	2	–	–	–	685888-0	•Tätningslist	•Seal moulding			0955
27	4	–	–	–	956091-3	•Skruv	•Screw			0960
27a	4	–	–	–	940155-5	•Låsbricka	•Lock washer			0965
28	2	–	–	–	686890-5	•Länk	•Link			0970
28a	2	–	–	–	685007-7	•Fjäder	•Spring			0975
28b	2	–	–	–	687838-3	•Tapp	•Pin			0980
29	2	–	–	–	955893-3	Bricka	Washer	0		1000
30	2	–	–	–	94641-8	Clip	Clip	2		1020
31	2	–	–	–	676637-2	Länk	Link	3		1040
32	2	–	–	–	676995-4	Klammer	Clip	3		1060
33	2	–	–	–	1203219-9	Låsknapp	Lock button		(666424) CH –52789	1080

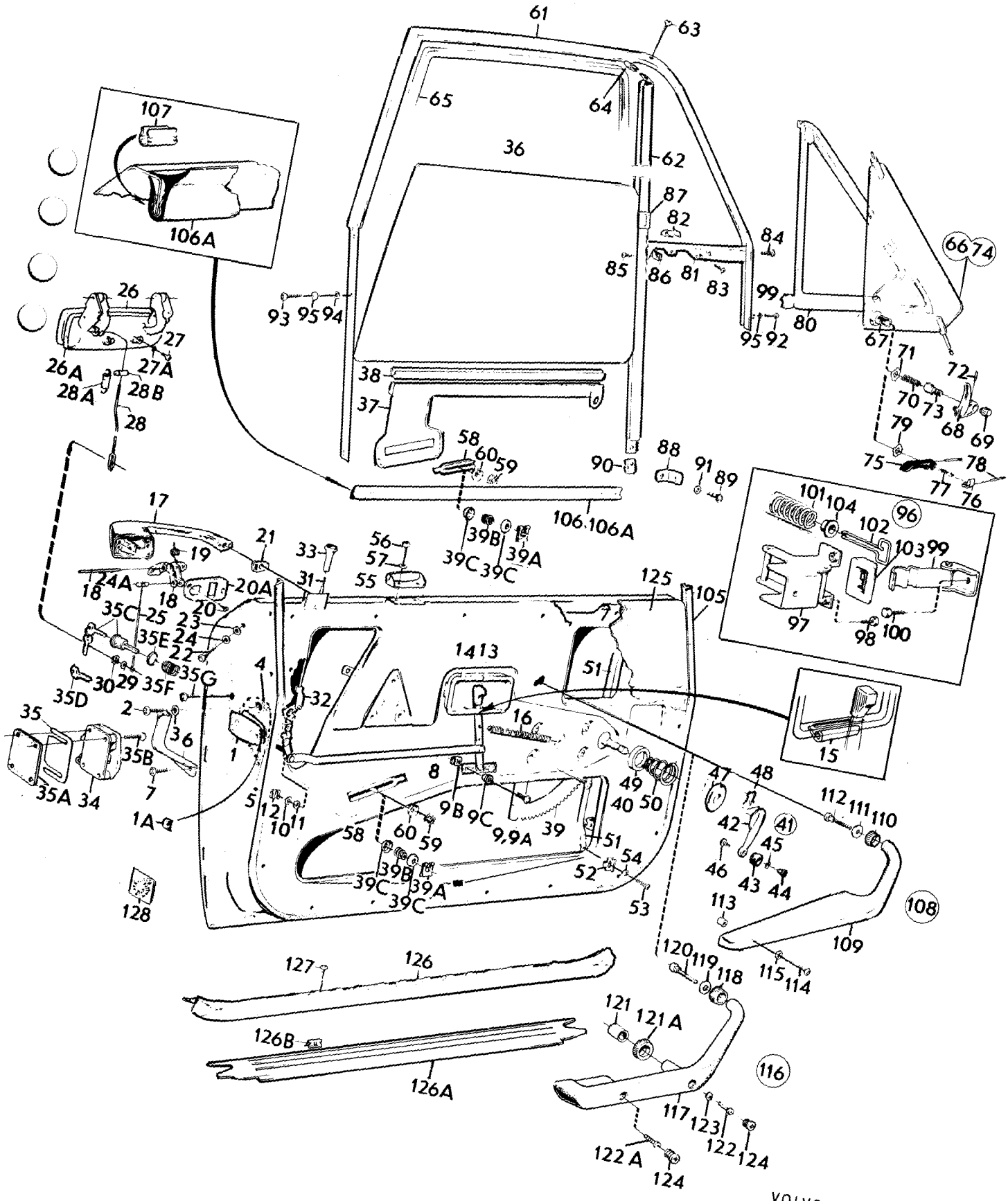
VOLVO PARTS
1 080 15149

Sida 32 Page | Grupp 8 Group | Dörrdetaljer, framdörrar CH –102949 | Door components, forward doors CH –102949 | Illustration 15149 | 0450

1975-12

Pos. Fig.	Antal/Quantity				Detalj nr Part No	Benämning	Description	Sats Kit	Anmärkning Notes	
	2	–	–	–	685981-3	Låsknapp	Lock button	2	CH 52790–	1100
34	1	–	–	–	675553-2	Låsbleck, V	Striker plate, L	2		1120
	1	–	–	–	675554-0	Låsbleck, H	Striker plate, R	2		1140
35	ERF	–	–	–	681528-6	Juster bleck	Adjuster washer	2		1160
35a	2	–	–	–	677223-0	Packning	Gasket	3		1180
35b	8	–	–	–	943298-0	Skruv	Screw	0		1200
35c	2	–	–	–	677672-8	Låscylinder med två nycklar	Lock cylinder with two keys	1	1) CH –74449 ERS AV 1213237–9	1220 1240
	2	–	–	–	1213237-9	Låscylinder med två nycklar	Lock cylinder with two keys		21) CH 74450–	1260 1280
35d	ERF	–	–	–	671319-2	Nyckel, kodbeteckning FS	Key, code designation FS		CH –74449	1300
	–	–	–	–		(ämne)	(blank)			1320
	ERF	–	–	–	1213202-3	Nyckel, (ämne)	Key, (blank)		CH 74450–	1340
35e	2	–	–	–	655532-0	Gummitätning	Rubber seal	1		1360
35f	2	–	–	–	686272-6	Fjäder	Spring	2		1380
35g	2	–	–	–	950018-2	Skruv	Screw	0		1400
36	1	–	–	–	675621-7	Glas, V	Glass, L	3	2)	1420
x	1	–	–	–	1213546-3	Glas, V	Glass, L		3) STD (679493)	1440 1441
	1	–	–	–	1213874-9	Glas, V	Glass, L		3) SPEC UTF 6138	1460
	1	–	–	–	675622-5	Glas, H	Glass, R	3	2)	1480
	1	–	–	–	1213547-1	Glas, H	Glass, R		3)STD (679494)	1500 1520
	1	–	–	–	1213875-6	Glas, H	Glass, R		3) SPEC UTF 6138	1540
37	1	–	–	–	675927-8	Hisskena, V	Elevator channel, L	3		1560
	1	–	–	–	675928-6	Hisskena, H	Elevator channel, R	3		1580
38	750	–	–	–	96343-9	Fyllnadsband	Filler strip		24) 2 X 375	1600
	750	–	–	–	1213920-0	Fyllnadsband	Filler strip		25) 2 X 375	1620
39	1	–	–	–	675783-5	Fönsterhiss, V	Window elevator, L	3	CH –12199, ERS AV 1 ST 684823–8 6 ST 943926–6 6 ST 684830–3 6 ST 676791–7	1640 1660 1680 1700 1720
	1	–	–	–	675784-3	Fönsterhiss, H	Window elevator, R	3	CH –12199, ERS AV 1 ST 684824–6 6 ST 943926–6 6 ST 684830–3 6 ST 676791–7	1740 1760 1780 1800 1820
	1	–	–	–	1211437-7	Fönsterhiss, V	Window elevator, L		(684823) CH 12200–	1840

1. Låscylindersats bestående av 4 st låscylindrar (dörr V och H, baklucka samt handskfack) med 2 st gemensamma nycklar beställes under det nr 676608–3. Lock cylinder kit consisting of 4 lock cylinders (left and right doors, luggage compartment and glove box) with two common keys has Kit No. 676608–3. Le jeu de cylindres de fermeture se compose de 4 cylindres de fermeture (porte G et D, porte de coffre à bagages et boi te à gants) ayant 2 clés communes. Ces cylindres de fermeture sont commandés le no de dét. 676608–3. Des Schlosszylindersatz besteht aus 4 Schlosszylindern (Tür links und rechts, Kofferaumdeckel sowie Handschuhkasten) mit 2 gemeinsamen Schlüsseln sind unter der Ersatzteilnummer 676608–3 zu bestellen. El juego, del cilindro de carradura se compone de 4 cilindros de carradura (puertas izq. y der., tapa baúl y guantera), con 2 llaves comunes. Se solicita bajo el número de detalle 676608–3.
2. Ofärgat glas. Clear glass. Verre non coloré. Klarglas. Christal incoloro.
3. Färgat glas. Tinted glass. Verre coloré. Gefärbtes Glas. Cristal de color.
21. Låscylindersats bestående av 4 st låscylindrar (dörr V och H, baklucka samt handskfack) med 2 st gemensamma nycklar beställes under det nr 1213540. Lock cylinder kit concisting of 4 lock cylinders (left and right doors, luggage compartment and glove box) with two common keys has Kit No. 1213540. Le jeu de cylindres de fermeture se compose de 4 cylindres de fermeture (porte G et D, porte de coffre à bagages et boîte à gants) ayant 2 clés communes. Ces cylindres de fermeture sont commandés sous le no de dét. 1213540. Des Schlosszylindersatz besteht aus 4 Schlosszylindern (Tür links und rechts, Kofferraumdecke sowie Handschuhkasten) mit 2 gemeinsammen Schüsseln sind unter der Ersatzteilnummer 1213540 zu bestellen. El juego del cilindro de carradura se compone de 4 cilindros de carradura (puertas izq. y der., tapa baúl y guantera), con 2 llaves comunes. Se solicita bajo el número de detalle 1213540.
24. För glas tj=4,8 mm. For glass Th=4.8 mm. Pour épaisseur de verre=4,8 mm. Für Glas, D=4,8 mm. Para cristal, espesor=4,8 mm.
25. För glas tj=4,2 mm. For glass Th=4.2 mm. Pour épaisseur de verre=4,2 mm. Für Glas, D=4,2 mm. Para cristal, espesor=4,2 mm.

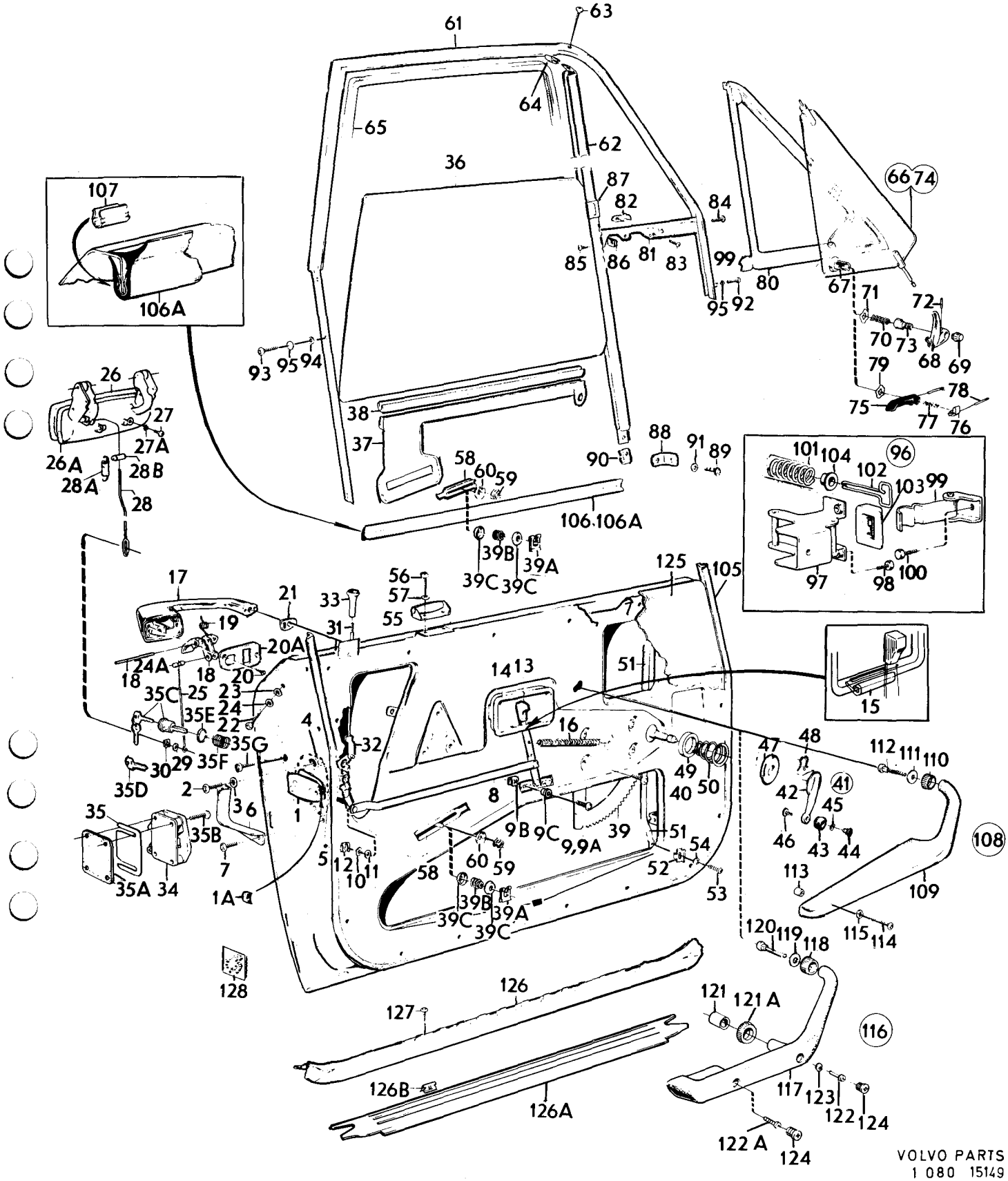
61
63
64
65
62
36
87
82
84
66 74
85
86
81
83
99
80
67
95
92
71
72
70
73
68
69
79
78
75
77
76
107
106A
93
95
94
26
27
27A
26A
28A
28B
28
38
37
58
60
59
90
88
91
89
106
106A
39B
39C
39C
39A
101
104
96
102
103
99
97
98
100
125
105
17
21
33
56
57
55
31
19
20A
24A
18
18
20
35C
25
23
24
35E
22
35G
30
29
35F
35D
2
3
6
1
35
35B
7
35A
34
1A
4
32
14
13
16
51
15
48
47
112
111
110
49
40
50
42
41
45
46
43
44
108
8
9B
9C
9,9A
39
51
54
52
53
5
12
10
11
58
60
59
39B
39C
39A
39C
113
109
120
119
118
115
114
128
126
127
126B
126A
121
121A
116
117
123
122
124
122A
124

Sida 34 Page | Grupp 8 Group | Dörrdetaljer, framdörrar CH –102949 | Door components, forward doors CH –102949 | Illustration 15149 | 0450

1975-12

Pos. Fig.	Antal/Quantity				Detalj nr Part No	Benämning	Description	Sats Kit	Anmärkning Notes	
	1	–	–	–	1211438-5	Fönsterhiss, H	Window elevator, R		(684824) CH 12200–	1860
39a	6	–	–	–	943926-6	Säkringsbygel	Safety catch	2	CH 12200–	1880
39b	6	–	–	–	684830-3	Fjäder	Spring	2	CH 12200–	1900
39c	6	–	–	–	676791-7	Bricka	Washer	2	CH 12200–	1920
40	8	–	–	–	943159-4	Skruv	Screw	0		1940
41	2	–	–	–	687895-3	Hissvev	Crank	3	(688495)	1960
42	2	–	–	–		•Arm	•Arm	8		1980
43	2	–	–	–	673184-8	•Knopp	•Button	2	CH–42709.	2000
									ERS AV 1ST 687893–8,	2020
									1ST 687894–6.	2040
	2	–	–	–	687893-8	•Knopp	•Button	2	CH 42710–	2060
44	2	–	–	–	673185-5	•Axel	•Shaft	2	CH–42709.	2
									ERS AV 1ST 687893–8,	2100
									1ST 687894–6.	2120
	2	–	–	–	687894-6	•Axel	•Shaft	2	CH 42710–	2
45	2	–	–	–	673541-9	•Fjädrande bricka	•Resilient washer	2		2160
46	2	–	–	–	955119-3	•Skruv	•Screw	0	CH –42709	2180
	2	–	–	–	955120-1	•Skruv	•Screw	0	CH 42710–	2
47	2	–	–	–	680022-1	Bricka	Washer	2	CH –52789	2
	2	–	–	–	685980-5	Bricka	Washer	2	CH 52790–	2240
48	2	–	–	–	687299-8	Fjäder	Spring	2		2
49	2	–	–	–	676215-7	Bricka	Washer	2		2
50	2	–	–	–	659949-2	Fjäder	Spring	2		2300
51	2	–	–	–	679988-6	Stag	Stay		CH –777	2320
52	4	–	–	–	679989-4	Klammer	Clamp		CH –777	2340
53	8	–	–	–	955138-3	Skruv	Screw	0	CH –777	2360
54	8	–	–	–	941905-2	Fjädrande bricka	Resilient washer	0	CH –777	2380
55	2	–	–	–	676623-2	Rulle	Roller	2	CH –12199	2400
56	4	–	–	–	950020-8	Skruv	Screw	0	CH –12199	2420
57	4	–	–	–	955946-9	Låsbricka	Lock washer	0	CH –12199	2440
58	4	–	–	–	676365-0	Skoning	Pad	3		2460
59	6	–	–	–	676383-3	Fjäder	Spring	2	CH –12199	2480
60	6	–	–	–	676791-7	Bricka	Washer	2		2500
61	1	–	–	–	675763-7	Dörrbåge, V	Door arch, L	3		2520
	1	–	–	–	675764-5	Dörrbåge, H	Door arch, R	3		2540
62	1	–	–	–	675659-7	Styrskena, V	Guide channel, L	3		2560
	1	–	–	–	675660-5	Styrskena, H	Guide channel, R	3		2580
63	2	–	–	–	955140-9	Skruv	Screw	0		2600
64	2	–	–	–	191391-2	Fjädermutter	Spring nut	0		2
65	4200	–	–	–	676675-2	Tätningslist	Seal moulding		CH –71737. 2 X 2100.	2
	4	–	–	–	1211447-6	Tätningslist, nedre	Seal moulding, lower		CH 71738–.	2660
	2	–	–	–	945694-8	Clips	Clip		CH 71738–.	2
	2600	–	–	–	676675-2	Tätningslist, övre	Seal moulding, upper		CH 71738–. 2 X 1300.	2700
66	1	–	–	–	682989-9	Ventilationsfönster, V	Ventilator window, L	2	2) EXCL USA, CAN	2720
									CH –48450	2
	1	–	–	–	687880-5	Ventilationsfönster, V	Ventilator window, L	2	2) EXCL USA, CAN	2
									CH 48451–	2780
	1	–	–	–	682991-5	Ventilationsfönster, V	Ventilator window, L	2	3) EXCL USA, CAN	2
									CH –48450	2
	1	–	–	–	682990-7	Ventilationsfönster, H	Ventilator window, R	2	2) EXCL USA, CAN	2840
									CH –48450	2860
	1	–	–	–	687881-3	Ventilationsfönster, H	Ventilator window, R	2	2) EXCL USA, CAN	2880
									CH 48451–	2900
	1	–	–	–	682992-3	Ventilationsfönster, H	Ventilator window, R	2	3) EXCL USA, CAN	2920
									CH –48450	2940
67	–	–	–	–		•Axel	Shaft	8		2960
68	1	–	–	–	675755-3	Handtag, V	Handle, L	2	EXCL USA,CAN CH–48450	2980
	1	–	–	–	675756-1	Handtag, H	Handle, R	2	EXCL USA,CAN CH–48450	3000
69	2	–	–	–	672481-9	Låsknapp	Lock button	2	EXCL USA,CAN CH–48450	3020
70	2	–	–	–	675752-0	Fjäder	Spring	2	EXCL USA,CAN CH–48450	3040
71	2	–	–	–	120164-9	Fjädrande bricka	Resilient washer	0	EXCL USA,CAN CH–48450	3060

2. Ofärgat glas. Clear glass. Verre non coloré. Klarglas. Christal incoloro.
3. Färgat glas. Tinted glass. Verre coloré. Gefärbtes Glas. Cristal de color.

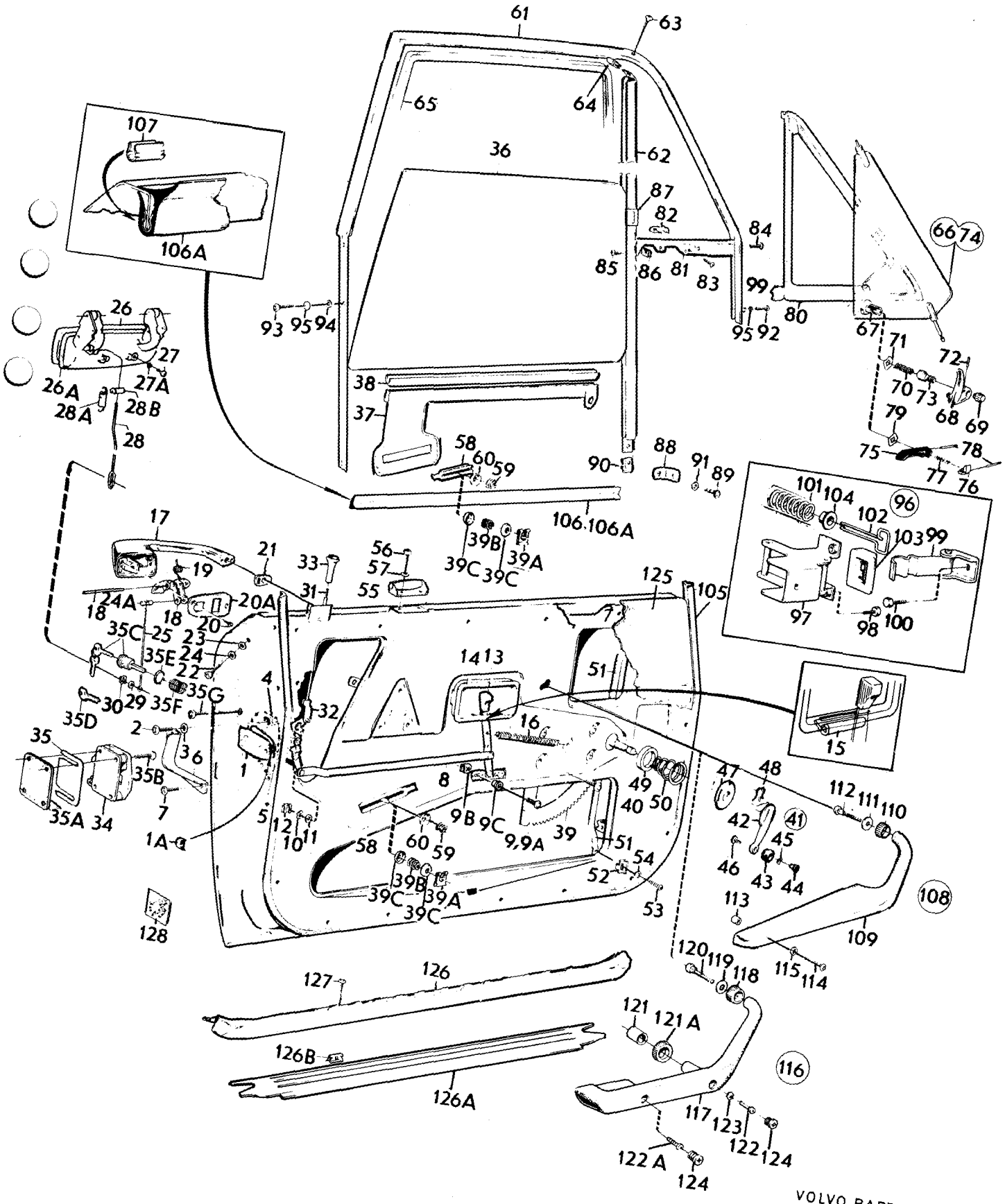
VOLVO PARTS
1 080 15149

Sida 36 Page | Grupp 8 Group | Dörrdetaljer, framdörrar CH –102949 | Door components, forward doors CH –102949 | Illustration 15149 | 1975-12 | 0450

Pos. Fig.	Antal/Quantity				Detalj nr Part No	Benämning	Description	Sats Kit	Anmärkning Notes	
72	2	–	–	–	133023-2	Pinne	Pin	0	EXCL USA,CAN CH–48450	3080
73	2	–	–	–	678577-8	Tryckknapp	Push button	2	EXCL USA,CAN CH–48450	3100
74	1	–	–	–	683286-9	Ventilationsfönster, V	Ventilator window, L		2)USA, CAN	3120
									(680239)	3140
	1	–	–	–	683288-5	Ventilationsfönster, V	Ventilator window, L		3) USA, CAN CH –20620	3160
	1	–	–	–	684560-6	Ventilationsfönster, V	Ventilator window, L	2	3) EXCL USA, CAN	3180
									CH 48451–.	3200
									USA, CAN CH 20621–	3220
	1	–	–	–	683287-7	Ventilationsfönster, H	Ventilator window, R		2)USA, CAN	3240
									(680240)	3260
	1	–	–	–	683289-3	Ventilationsfönster, H	Ventilator window, R		3) USA, CAN CH –20620	3280
	1	–	–	–	684561-4	Ventilationsfönster, H	Ventilator window, R	2	3) EXCL USA, CAN	[illegible]
									CH 48451–.	[illegible]
									USA, CAN CH 20621–	3340
75	1	–	–	–	680009-8	Handtag, V	Handle, L		USA, CAN CH –20620	[illegible]
	1	–	–	–	683955-9	Handtag, V	Handle, L	2	EXCL USA, CAN	[illegible]
									CH 48451–.	3400
									USA, CAN CH 20621–	[illegible]
	1	–	–	–	680010-6	Handtag, H	Handle, R		USA, CAN CH –20620	[illegible]
	1	–	–	–	683956-7	Handtag, H	Handle, R	2	EXCL USA, CAN	3460
									CH 48451–.	[illegible]
									USA, CAN CH 20621–	[illegible]
76	2	–	–	–	680046-0	Låsknapp	Lock button		USA, CAN CH –20620	3520
	1	–	–	–	683957-5	Låsknapp, V	Lock button, L	2	EXCL USA, CAN	3540
									CH 48451–.	3560
									USA, CAN CH 20621–	3580
	1	–	–	–	683958-3	Låsknapp, H	Lock button, R	2	EXCL USA, CAN	3600
									CH 48451–.	3620
									USA, CAN CH 20621–	3640
77	2	–	–	–	680086-6	Fjäder	Spring		USA, CAN CH –20620	3660
	2	–	–	–	683959-1	Fjäder	Spring	2	EXCL USA, CAN	3680
									CH 48451–.	3700
									USA, CAN CH 20621–	3720
78	4	–	–	–	673262-2	Pinne	Pin		USA, CAN CH –20620	3740
	4	–	–	–	684425-2	Pinne	Pin	2	EXCL USA, CAN	3760
									CH 48451–.	3780
									USA, CAN CH 20621–	3800
79	2	–	–	–	120164-9	Fjädrande bricka	Resilient washer	0		3820
80	1	–	–	–	675492-3	Tätningslist, V	Seal moulding, L	2		[illegible]
	1	–	–	–	675493-1	Tätningslist, H	Seal moulding, R	2		[illegible]
81	1	–	–	–	675610-0	Konsol, V	Bracket, L			3880
	1	–	–	–	675611-8	Konsol, H	Bracket, R			[illegible]
82	2	–	–	–	662710-3	Överfall	Cap	2		[illegible]
83	2	–	–	–	944296-3	Skruv	Screw	0		3940
84	2	–	–	–	950113-1	Skruv	Screw	0		[illegible]
85	4	–	–	–	955140-9	Skruv	Screw	0		[illegible]
86	4	–	–	–	191391-2	Plåtmutter	Speed nut	0		4000
87	2	–	–	–	676446-8	Låsbleck, std.d	Striker plate, std.d		EXCL USA,CAN CH–48450	[illegible]
	2	–	–	–	682962-6	Låsbleck, öd	Striker plate, os		EXCL USA,CAN CH–48450	[illegible]
88	2	–	–	–	675888-2	Konsol	Bracket			4060
89	6	–	–	–	955140-9	Skruv	Screw	0		4080
90	6	–	–	–	191391-2	Fjädermutter	Spring nut	0		4100
91	6	–	–	–	192292-1	Bricka	Washer	0		4120
92	4	–	–	–	955523-6	Skruv	Screw	0		4140
93	4	–	–	–	955522-8	Skruv	Screw	0		4160
94	8	–	–	–	941907-8	Fjädrande bricka	Resilient washer	0		4180
95	8	–	–	–	955949-3	Låsbricka	Lock washer	0		4200
96	–	–	–	–		Dörrstopp	Door stop	8		4220
97	2	–	–	–	1203141-5	•Konsol	•Bracket	3	(677939).	4240
98	6	–	–	–	943159-4	•Skruv	•Screw	0		4260
99	2	–	–	–	677937-5	•Stopparm	•Stop arm	3		4280

2. Ofärgat glas. Clear glass. Verre non coloré. Klarglas. Christal incoloro.
3. Färgat glas. Tinted glass. Verre coloré. Gefärbtes Glas. Cristal de color.

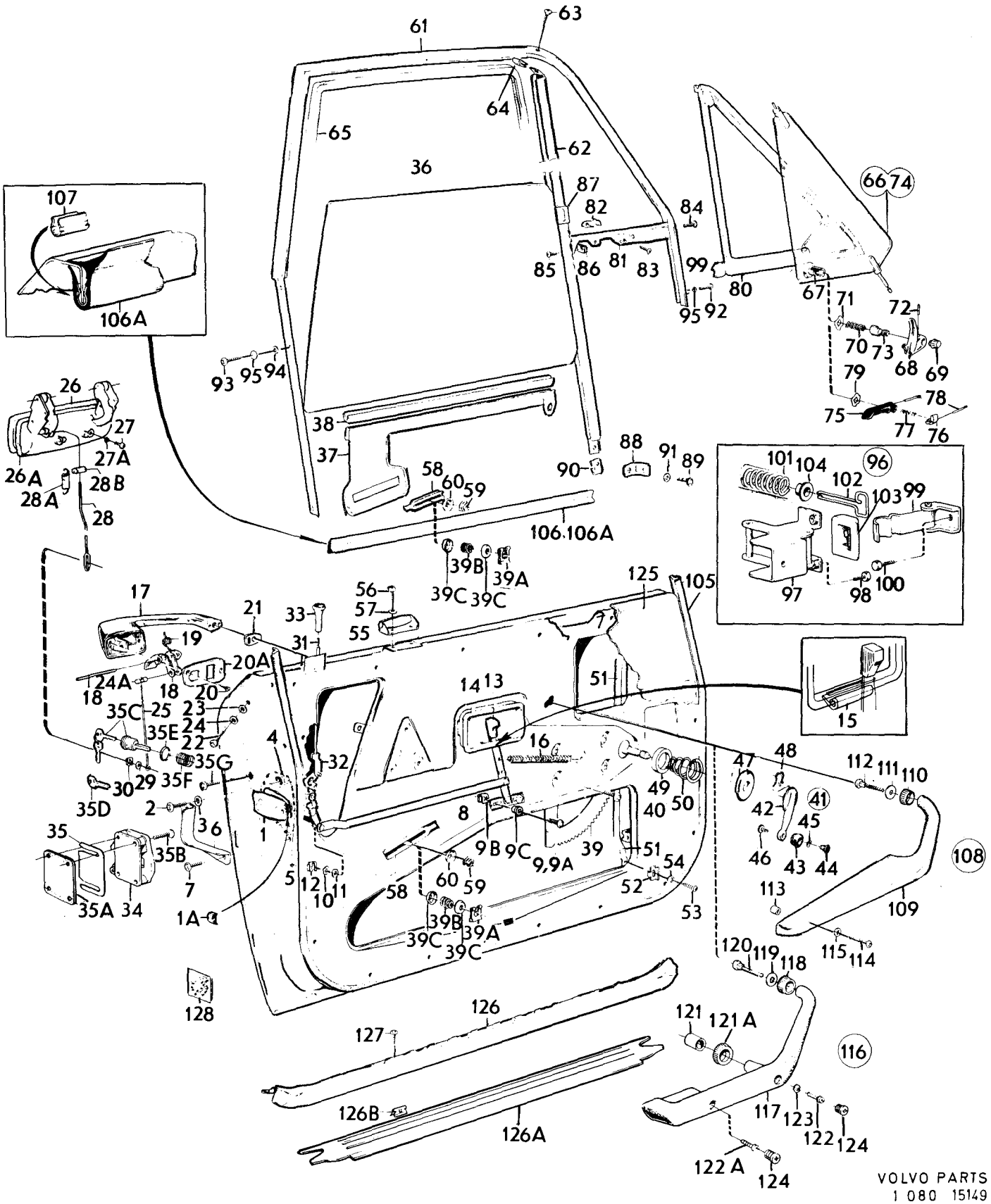
61
63
64
65
62
36
87
82
84
66 74
85
86
81
83
99
80
67
71
72
95
92
70
73
68
69
79
78
75
77
76
93
95
94
38
37
58
60
59
90
88
91
89
106
106A
107
106A
26
27
27A
26A
28A
28B
28
39B
39A
39C
39C
125
105
101
104
102
96
103
99
97
98
100
17
21
33
56
57
55
31
19
20A
18
24A
18
20
35C
25
23
24
35E
22
35G
35F
30
29
35D
2
36
35
35B
7
35A
34
1A
4
32
1
5
12
11
10
58
60
59
39B
39A
39C
39C
14
13
16
8
9B
9C
9,9A
39
40
51
54
52
53
51
15
47
48
49
50
42
41
45
46
43
44
112
111
110
108
113
109
115
114
120
119
118
128
126
127
126B
126A
121
121A
116
117
123
122
124
122A
124

Sida 38 Page | Grupp 8 Group | Dörrdetaljer, framdörrar CH –102949 | Door components, forward doors CH –102949 | Illustration 15149 | 0450 | 1975-12

Pos. Fig.	Antal/Quantity				Detalj nr Part No	Benämning	Description	Sats Kit	Anmärkning Notes	
100	2	–	–	–	942402-9	•Skruv	•Screw	0		4300
101	2	–	–	–	677938-3	•Fjäder	•Spring	2		4320
102	2	–	–	–	677932-6	•Fjäderstyrare	•Spring guide	3		4340
103	2	–	–	–	678531-5	•Tätning	•Seal	2		4360
104	2	–	–	–	680422-3	•Bussning	•Bushing	2		4380
105	1	–	–	–	1213556-2	Tätningslist, V	Seal moulding, L		(681875)	4400
	1	–	–	–	1213557-0	Tätningslist, H	Seal moulding, R		(681876)	4420
106	1000	–	–	–	677195-0	Skraplist	Scrap moulding	2	CH –12199, 2 X 500	4440
									(670810–1)	4460
106a	2	–	–	–	683644-9	Skraplist	Scrap moulding	2	CH 12200–	4480
107	10	–	–	–	944102-3	Clips	Clip	0	CH 12200–	4500
108	–	–	–	–		Armstöd med monteringsdetaljer	Arm rest with installation components	8	CH –32399	[illegible]
109	1	–	–	–	677147-1	•Armstöd, V	•Arm rest, L	3		4560
	1	–	–	–	677148-9	•Armstöd, H	•Arm rest, R	3		[illegible]
110	2	–	–	–	676785-9	•Hylsa	•Sleeve	3		[illegible]
111	2	–	–	–	676784-2	•Skyddsbricka	•Protector washer	3		4620
112	2	–	–	–	676783-4	•Skruv	•Screw	3		[illegible]
113	2	–	–	–	677140-6	•Distanshylsa	•Spacer sleeve	3	TID UTF	[illegible]
114	2	–	–	–	950049-7	•Skruv	•Screw	0	TID UTF, L25	4680
	2	–	–	–	950047-1	•Skruv	•Screw	0	SEN UTF, L19	[illegible]
115	2	–	–	–	940155-5	•Låsbricka	•Lock washer	0		[illegible]
116	–	–	–	–		Armstöd med monteringsdetaljer	Arm rest with installation components	8	CH 32400–	4740 4760
117	1	–	–	–	686261-9	•Armstöd, V	•Arm rest, L	3		4780
	1	–	–	–	686262-7	•Armstöd, H	•Arm rest, R	3		4800
118	2	–	–	–	676785-9	•Distanshylsa	•Spacer sleeve	3	CH –52789	4820
	2	–	–	–	1210805-6	•Distanshylsa	•Spacer sleeve	3	CH 52790–67877	4840
	2	–	–	–	1221190-0	•Distanshylsa	•Spacer sleeve	3	CH 67878–	4860
119	2	–	–	–	676784-2	•Skyddsbricka	•Protector sleeve	3	CH –67877	4880
120	2	–	–	–	676783-4	•Skruv	•Screw	3	CH –67877	4900
	2	–	–	–	1221187-6	•Skruv	•Screw	3	CH 67878–	4920
121	2	–	–	–	685413-7	•Distanshylsa	•Spacer sleeve			4940
121a	2	–	–	–	1221189-2	•Distanshylsa	•Spacer sleeve		CH 67878–	4960
122	2	–	–	–	950048-9	•Skruv	•Screw	0	CH –67877	4980
	2	–	–	–	950050-5	•Skruv	•Screw	0	CH 67878–	5000
122a	2	–	–	–	950048-9	•Skruv	•Screw	0	CH –67877	5020
	2	–	–	–	950045-5	•Skruv	•Screw	0	CH 67878–	5040
123	4	–	–	–	61544-3	•Fjädrande bricka	•Resilient washer	2	CH –56926	[illegible]
124	4	–	–	–	687506-6	•Propp	•Plug	2		[illegible]
125	–	–	–	–		Dörrpanel	Door panel		SE INNERKLÄDSEL	5100
									SEE UPHOLSTERY	[illegible]
126	2	–	–	–	675583-9	Tröskelplåt	Sill plate	4	CH –32399	[illegible]
126a	1	–	–	–	687182-6	Tröskelplåt, V	Sill plate, L	4	CH 32400–	5160
	1	–	–	–	687183-4	Tröskelplåt, H	Sill plate, R	4	CH 32400–	[illegible]
126b	8	–	–	–	944148-6	•Clips	•Clip		CH 32400–	[illegible]
127	10	–	–	–	955153-2	Skruv	Screw	0		5220
128	2	–	–	–	1203249-6	Reflexemblem	Reflector emblem	2	(678127).	[illegible]

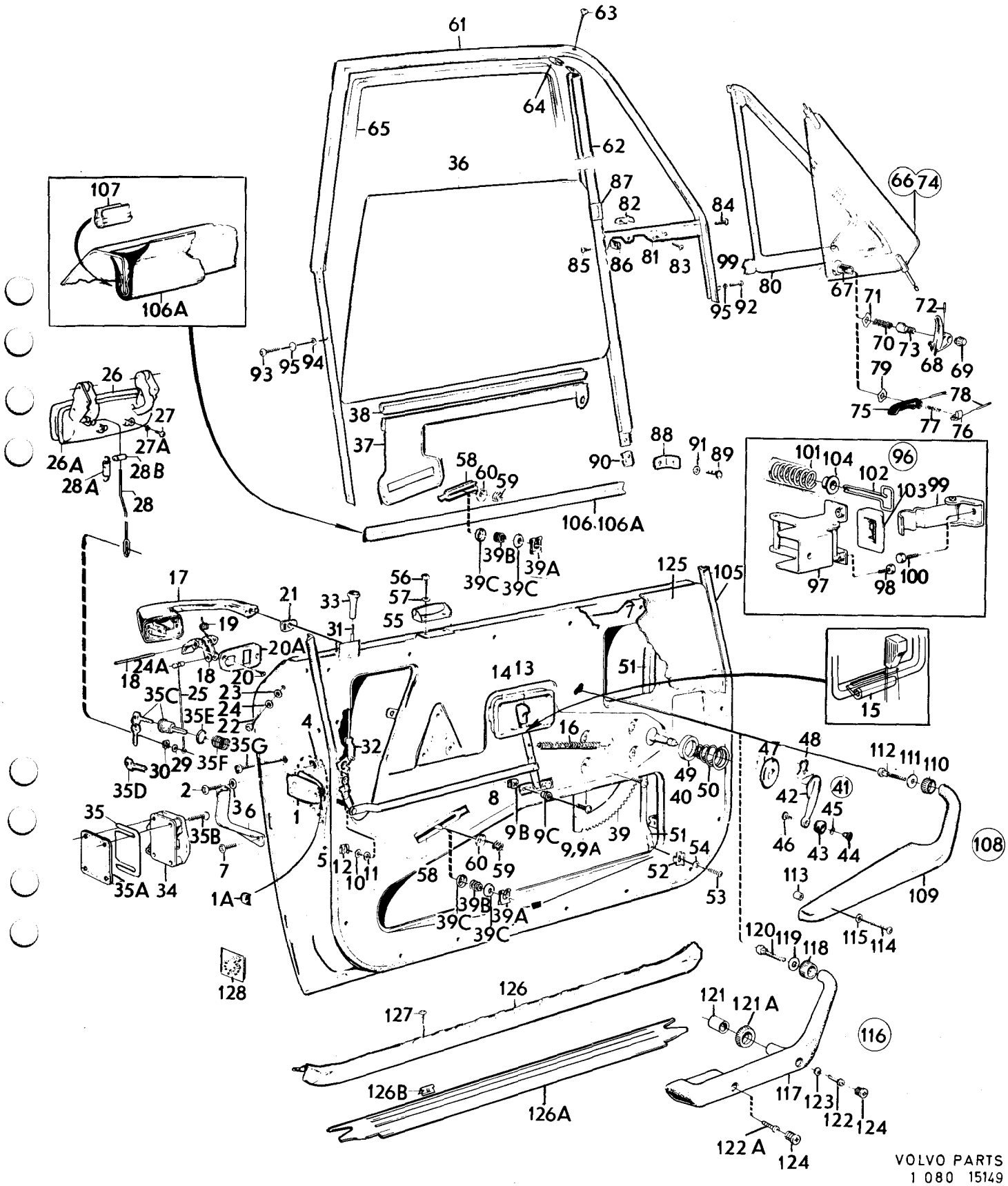
61
63
64
65
62
36
87
82
84
66 74
85
86
81
83
99
80
67
95
92
71
72
70
73
68
69
79
78
75
77
76
107
106A
93
95
94
26
27
27A
26A
28A
28B
28
38
37
58
60
59
90
88
91
89
106
106A
39B
39A
39C
39C
96
101
104
102
103
99
97
98
100
125
105
17
21
33
56
57
55
31
19
20A
24A
18
18
20
35C
25
23
24
35E
22
35G
30
29
35F
35D
2
36
35
35B
7
35A
34
1A
1
4
32
5
12
11
10
58
60
59
39B
39C
39A
39C
14
13
16
8
9B
9C
9,9A
39
51
54
52
53
49
50
40
51
15
47
48
112
111
110
42
41
45
46
43
44
108
113
109
120
119
118
115
114
128
126
127
126B
126A
121
121A
116
117
123
122
124
122A
124

Sida 40 Page | Grupp 8 Group | Dörrdetaljer, framdörrar CH 102950– | Door components, forward doors CH 102950– | Illustration 15150 | 1975-12 | 0500

Pos. Fig.	Antal/Quantity				Detalj nr Part No	Benämning	Description	Sats Kit	Anmärkning Notes	
1	1	–	–	–	675700-9	Lås, V	Lock, L		CH–132566.	0020
	1	–	–	–	1202680-3	Lås, V	Lock, L		CH 132567–.	0040
	1	–	–	–	675701-7	Lås, H	Lock, R		CH–132566.	0060
	1	–	–	–	1202681-1	Lås, H	Lock, R		CH 132567–.	0080
2	2	–	–	–	675965-8	•Buffert	•Buffer			0100
3	4	–	–	–	950045-5	Skruv	Screw		L13. CH–132566.	0120
	2	–	–	–	950044-8	Skruv	Screw		L10. CH–132566.	0140
	4	–	–	–	956092-1	Skruv	Screw		L12. CH 132567–.	0160
	2	–	–	–	956090-5	Skruv	Screw		L8. CH 132567–.	0180
4	6	–	–	–	940155-5	Låsbricka	Lock washer			0200
5	2	–	–	–	679758-3	Gummimellanlägg	Rubber spacer		TID UTF	0220
6	1	–	–	–	677133-1	Låsskydd, V	Lock guard, L			
	1	–	–	–	677134-9	Låsskydd, H	Lock guard, R			0260
7	4	–	–	–	955137-5	Skruv	Screw			0280
8	1	–	–	–	1213385-6	Dörröppnare, V	Door opener, L			
	1	–	–	–	1213386-4	Dörröppnare, H	Door opener, R			0320
9	2	–	–	–	958246-1	Skruv	Screw			0340
10	2	–	–	–	946418-1	Fjädermutter	Speed nut			
11	2	–	–	–	1203311-4	Bricka	Washer			
12	2	–	–	–	61544-3	Fjädrande bricka	Resilient washer		CH–125730.	0400
13	4	–	–	–	955893-3	Bricka	Washer		CH–125730.	
14	2	–	–	–	94641-8	Clips	Clip		CH–125730.	
14a	2	–	–	–	1203658-8	Clips	Clip		CH 125731–.	0460
15	2	–	–	–	679800-3	Handtag	Handle			0480
16	1	–	–	–	680662-4	Styrkåpa, V	Guide casing, L			0500
	1	–	–	–	680663-2	Styrkåpa, H	Guide casing, R			0520
17	2	–	–	–	680660-8	Tätning	Seal			0540
18	2	–	–	–	676574-7	Returfjäder	Return spring		STD CH–132566.	0560
	2	–	–	–	685735-3	Returfjäder	Return spring		STD CH 132567–.	0580
									SPEC UTF FRANCE.	0600
19	1	–	–	–	1202430-3	Handtag, yttre V	Handle, outer L		(685845).	0620
	1	–	–	–	1202431-1	Handtag, yttre H	Handle, outer R		(685846).	0640
20	2	–	–	–	685888-0	Tätningslist	Seal moulding			0660
20a	2	–	–	–	685836-9	Prydnadslist	Trim moulding			0680
21	4	–	–	–	956091-3	Skruv	Screw			0700
22	4	–	–	–	940155-5	Låsbricka	Lock washer			0720
23	2	–	–	–	686890-5	Länk	Link			0740
24	2	–	–	–	685007-7	Fjäder	Spring			0760
25	2	–	–	–	687838-3	Tapp	Pin			
26	2	–	–	–	945773-0	Bricka	Washer			
27	2	–	–	–	94641-8	Clips	Clip			0820
28	2	–	–	–	676637-2	Länk	Link			
29	2	–	–	–	676995-4	Klammer	Clip			0860
30	2	–	–	–	1203220-7	Låsknapp	Lock button			0880
31	1	–	–	–	675553-2	Låsbleck, V	Stricker plate, L			
	1	–	–	–	675554-0	Låsbleck, H	Stricker plate, R			
32	ERF	–	–	–	681528-6	Justerbleck	Adjuster washer			0940
33	2	–	–	–	677223-0	Packning	Gasket			
34	8	–	–	–	943298-0	Skruv	Screw		CH–132566.	
	1	–	–	–	950149-5	Justerskruv	Adjuster screw		CH–132566.	1000
	8	–	–	–	947715-9	Skruv	Screw		CH 132567–.	1020
	1	–	–	–	956209-1	Justerskruv	Adjuster screw		CH 132567–.	1040
35	2	–	–	–	1213237-9	Låscylinder med två nycklar	Lock cylinder with two keys		21)	1060 1080

21. Låscylindersats bestående av 4 st låscylindrar (dörr V och H, baklucka samt handskfack) med 2 st gemensamma nycklar beställes under det nr 1213540. Lock cylinder kit concisting of 4 lock cylinders (left and right doors, luggage compartment and glove box) with two common keys has Kit No. 1213540. Le jeu de cylindres de fermeture se compose de 4 cylindres de fermeture (porte G et D, porte de coffre à bagages et boîte à gants) ayant 2 clés communes. Ces cylindres de fermeture sont commandés sous le no de dét. 1213540. Des Schlosszylindersatz besteht aus 4 Schlosszylindern (Tür links und rechts, Kofferraumdecke sowie Handschuhkasten) mit 2 gemeinsammen Schüsseln sind unter der Ersatzteilnummer 1213540 zu bestellen. El juego del cilindro de carradura se compone de 4 cilindros de carradura (puertas izq. y der., tapa baúl y guantera), con 2 llaves comunes. Se solicita bajo el número de detalle 1213540.

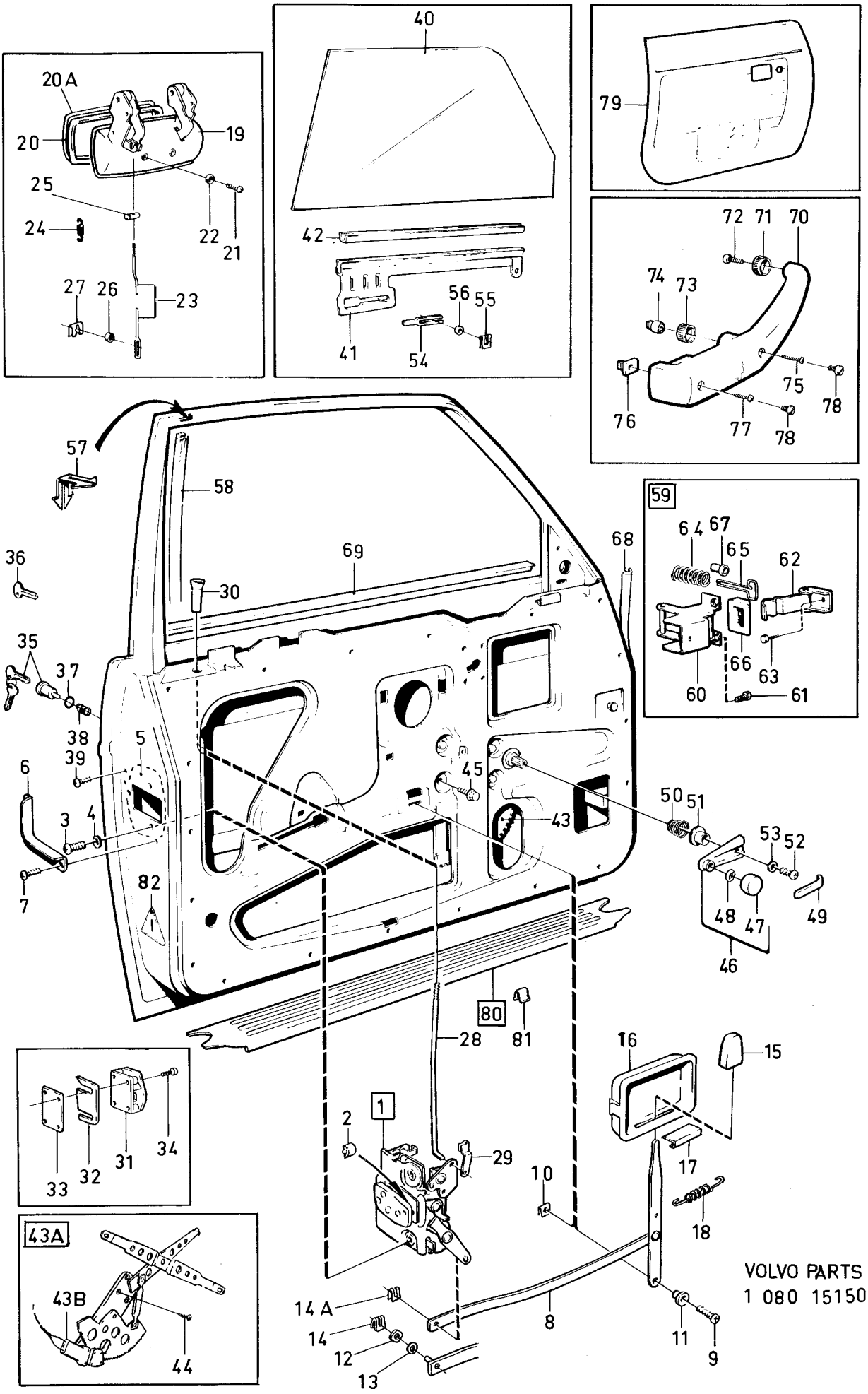

VOLVO PARTS
1 080 15150

Sida 42 Page | Grupp 8 Group | Dörrdetaljer, framdörrar CH 102950– | Door components, forward doors CH 102950– | Illustration 15150 | 0500 | 1975-12

Pos. Fig.	Antal/Quantity				Detalj nr Part No	Benämning	Description	Sats Kit	Anmärkning Notes	
36	ERF	–	–	–	1213202-3	Nyckel, ämne	Key, blank			1100
37	2	–	–	–	655532-0	Gummitätning	Rubber seal			1120
38	2	–	–	–	686272-6	Fjäder	Spring			1140
39	2	–	–	–	956073-1	Skruv	Screw			1160
40	1	–	–	–	1213056-3	Glas, V	Glass, L		2)	1180
	1	–	–	–	1213058-9	Glas, V	Glass, L		3)	1200
	1	–	–	–	1213057-1	Glas, H	Glass, R		2)	1220
	1	–	–	–	1213059-7	Glas, H	Glass, R		3)	1240
41	1	–	–	–	1203974-9	Hisskena, V	Elevator channel, L		(1211980).	1260
	1	–	–	–	1203975-6	Hisskena, H	Elevator channel, R		(1211981).	1280
42	750	–	–	–	1213920-0	Fyllnadsband	Filler strip		2X375	1300
43	1	–	–	–	1211576-2	Fönsterhiss, V	Window elevator, L		CH–132566.	1320
	1	–	–	–	1211577-0	Fönsterhiss, H	Window elevator, R		CH–132566.	1340
43a	1	–	–	–	1202469-1	El fönsterhiss, V	Electrical window elevator, L		CH 132567–.	1360
	1	–	–	–	1202470-9	El fönsterhiss, H	Electrical window elevator, R		CH 132567–.	1400 1420
43b	1	–	–	–	1202935-1	•Elmotor, V	•Electric motor, L			1440
	1	–	–	–	1202936-9	•Elmotor, H	•Electric motor, R			1460
44	8	–	–	–	946934-7	Skruv	Screw		CH 132567–.	1480
	8	–	–	–	955268-8	Skruv	Screw		CH –115233.	1500
	8	–	–	–	955892-5	Bricka	Washer		CH –115233.	1520
45	8	–	–	–	945358-0	Flänsskruv	Flange screw		CH 115234–132566.	1540
46	2	–	–	–	1213705-5	Hissvev	Elevator crank		CH–132566.	1560
47	2	–	–	–		•Knopp	•Button	8		1580
48	2	–	–	–		•Fjädrande bricka	•Resilient washer	8		1600
49	2	–	–	–	1213710-5	Täckplatta	Cover plate		CH–132566.	1620
50	2	–	–	–	659949-2	Fjäder	Spring		CH–132566.	1640
51	2	–	–	–	1213711-3	Bricka	Washer		CH–132566.	1660
52	2	–	–	–	956075-6	Skruv	Screw		CH–132566.	1680
53	2	–	–	–	955946-9	Låsbricka	Lock washer		CH–132566.	1700
54	4	–	–	–	676365-0	Skoning	Pad			1720
55	6	–	–	–	946594-9	Säkringsbygel	Safety catch			1740
56	8	–	–	–	1213723-8	Bricka	Washer			1760
57	2	–	–	–	1247604-0	Clips	Clip		CH 116892–.	1780
58	2	–	–	–	1203969-9	Styrlist	Guide channel		(1213017).	1800
59	–	–	–	–		Dörrstopp	Door stop			1820
60	2	–	–	–	1203141-5	•Konsol	•Bracket		(677939).	1840
61	6	–	–	–	943159-4	•Skruv	•Flanged bolt			1860
62	2	–	–	–	677937-5	•Stopparm	•Stop arm			1880
63	2	–	–	–	942402-9	•Skruv	•Bolt			1900
64	2	–	–	–	677938-3	•Fjäder	•Spring			1920
65	2	–	–	–	677932-6	•Fjäderstyrare	•Spring guide			1940
66	2	–	–	–	678531-5	•Tätning	•Seal			1960
67	2	–	–	–	680422-3	•Bussning	•Bushing			1980
68	1	–	–	–	1213556-2	Tätningslist, V	Seal moulding, L			2000
	1	–	–	–	1213557-0	Tätningslist, H	Seal moulding, R			2020
69	1	–	–	–	1213114-0	Skraplist, V	Scrap moulding, L			2040
	1	–	–	–	1213115-7	Skraplist, H	Scrap moulding, R			2060
70	1	–	–	–	686261-9	Armstöd, V	Armrest, L			2080
	1	–	–	–	686262-7	Armstöd, H	Armrest, R			2100
71	2	–	–	–	1221190-0	Distanshylsa	Spacer sleeve			2120
72	2	–	–	–	1221187-6	Skruv	Screw			2140
73	2	–	–	–	1221189-2	Distanshylsa	Spacer sleeve			2160
74	2	–	–	–	1203068-0	Mutter	Nut			2180
75	2	–	–	–	958242-0	Skruv	Screw			2200
76	2	–	–	–	1203069-8	Mutter	Nut			2220
77	2	–	–	–	958239-6	Skruv	Screw			2240
78	4	–	–	–	687506-6	Propp	Plug			2260
79	–	–	–	–		Dörrpanel	Door panel		SE INNERKLÄDSEL SEE UPPHOLSTERY	2280 2300

2. Ofärgat glas. Clear glass. Verre non coloré. Klarglas. Christal incoloro.
3. Färgat glas. Tinted glass. Verre coloré. Gefärbtes Glas. Cristal de color.

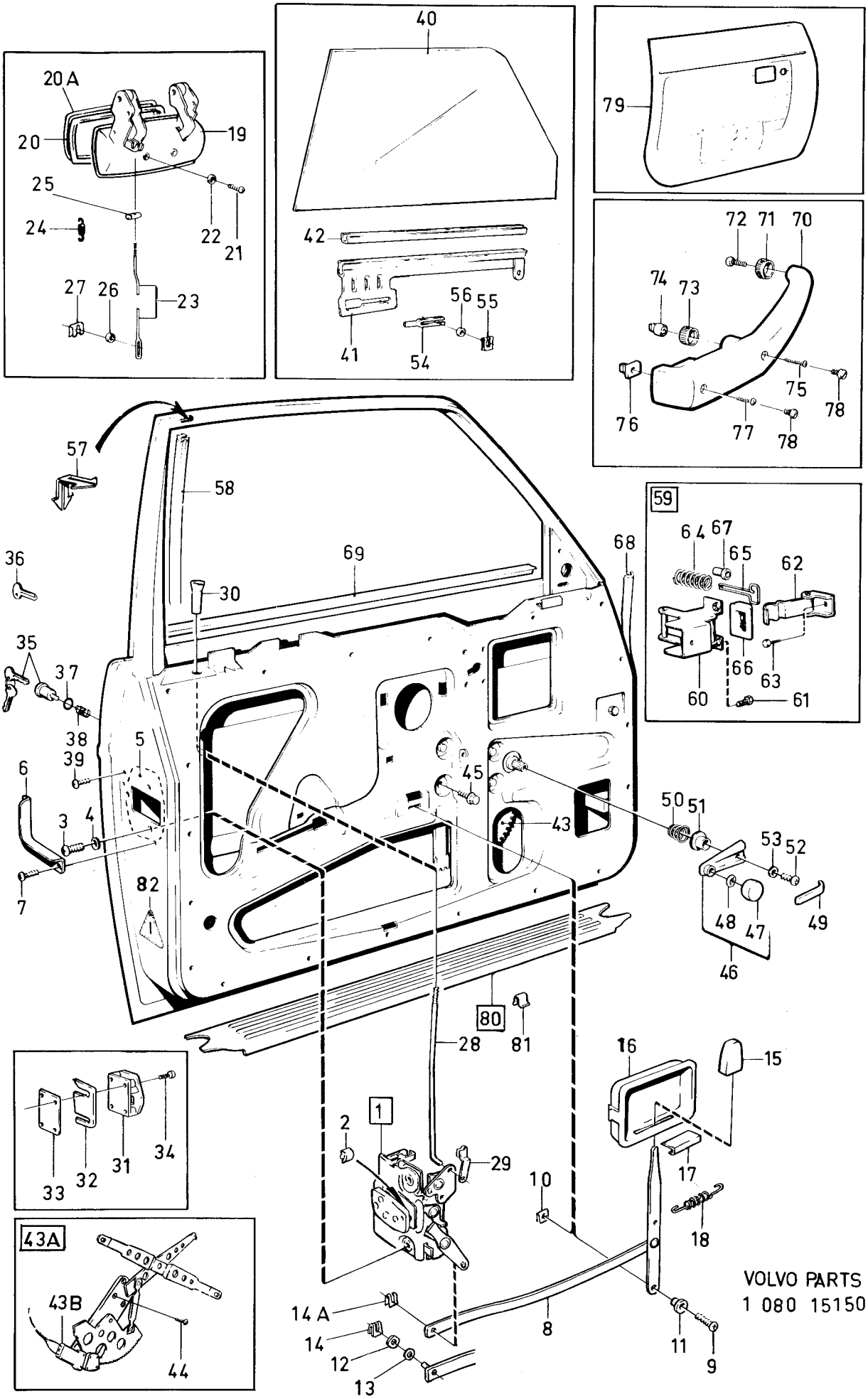

VOLVO PARTS
1 080 15150

Sida / Page	Grupp / Group	Dörrdetaljer, framdörrar CH 102950–	Door components, forward doors CH 102950–	Illustration 15150 1975-12	0500
44	8				

Pos. Fig.	Antal/Quantity				Detalj nr Part No	Benämning	Description	Sats Kit	Anmärkning Notes	
80	1	–	–	–	687182-6	Tröskelplåt, V	Sill plate, L			2320
	1	–	–	–	687183-4	Tröskelplåt, H	Sill plate, R			2340
81	6	–	–	–	944148-6	•Clips	•Clip			2360
82	2	–	–	–	1203249-6	Reflexemblem	Reflector emblem		(678127).	2380

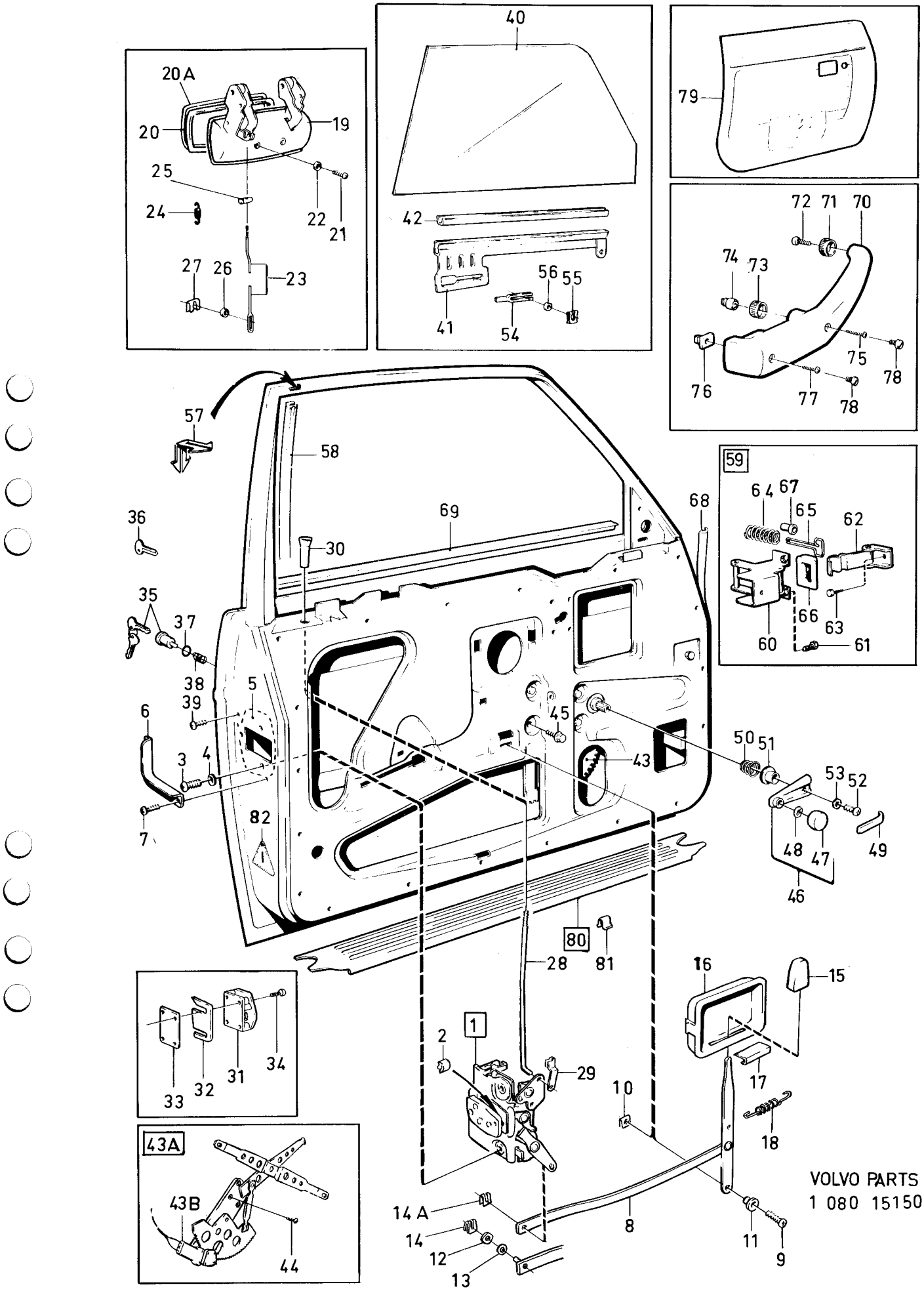

VOLVO PARTS
1 080 15150

Sida 46 Page | Grupp 8 Group | Dörrdetaljer, bakre dörrar, CH –102949. | Door components, rear doors, CH –102949. | Illustration 11285 | 1975-12 | 0550

Pos. Fig.	Antal/Quantity				Detalj nr Part No	Benämning	Description	Sats Kit	Anmärkning Notes	
1	1	–	–	–	1213220-5	Lås, V	Lock, L		(675702)	1010
	1	–	–	–	1213221-3	Lås, H	Lock, R		(675703)	1020
1a	2	–	–	–	675965-8	•Buffert	•Buffer			1030
1b	1	–	–	–	1213230-4	Knapp	Button		CH 74450–	1040
2	6	–	–	–	950045-5	Skruv	Screw			1050
3	6	–	–	–	940155-5	Låsbricka	Lock washer			1060
4	4	–	–	–	955893-3	Bricka	Washer			1070
5	2	–	–	–	679758-3	Gummimellanlägg	Rubber spacer			1080
6	1	–	–	–	677133-1	Låsskydd, V	Lock guard, L			1090
	1	–	–	–	677134-9	Låsskydd, H	Lock guard, R			1100
7	2	–	–	–	955137-5	Skruv	Screw			1110
8	1	–	–	–	680295-3	Dörröppnare, V	Door opener, L			1120
	1	–	–	–	680296-1	Dörröppnare, H	Door opener, R			1130
9	4	–	–	–	943159-4	Skruv	Screw			1140
10	2	–	–	–	61544-3	Fjädrande bricka	Resilient washer			1150
11	2	–	–	–	945773-0	Bricka	Washer			1160
12	2	–	–	–	94641-8	Clip	Clip			1170
13	2	–	–	–	679800-3	Handtag	Handle			1180
14	1	–	–	–	680662-4	Styrkåpa, V	Guide casing, L			1190
	1	–	–	–	680663-2	Styrkåpa, H	Guide casing, R			1200
15	2	–	–	–	680660-8	Tätning	Seal			1210
16	2	–	–	–	676574-7	Returfjäder	Return spring		STD	1220
	2	–	–	–	685735-3	Returfjäder	Return spring		SPEC UTF FRANCE	1230
	–	–	–	–		Handtag, yttre,	Handle, outer, with	8	CH –52789	1240
						med monteringsdetaljer	installation components			1250
17	1	–	–	–	680458-7	•Handtag, yttre, V, kmpl	•Handle, outer, L, cpl			1260
	1	–	–	–	680459-5	•Handtag, yttre, H, kmpl	•Handle, outer, R, cpl			1270
18	2	–	–	–	680122-9	••Upptryckare	••Push button			1280
19	2	–	–	–	675483-2	••Axel	••Shaft			1290
20	2	–	–	–	675482-4	••Fjäder	••Spring			1300
21	4	–	–	–	190598-3	••Skruv	••Screw			1310
22	1	–	–	–	675484-0	••Packning, V	••Gasket, L			1320
	1	–	–	–	675485-7	••Packning, H	••Gasket, R			1330
23	2	–	–	–	677065-5	•Packning	•Gasket			1340
24	4	–	–	–	950045-5	•Skruv	•Screw			1350
25	4	–	–	–	955893-3	•Bricka	•Washer			1360
26	4	–	–	–	940155-5	•Låsbricka	•Lock washer			1370
27	2	–	–	–	675491-5	•Tapp	•Pin			1380
27a	2	–	–	–	675742-1	•Länk	•Link			1390
	–	–	–	–		Handtag, yttre,	Handle, outer, with		CH 52790–	1400
						med monteringsdetaljer	installation components			1410
27b	1	–	–	–	1202430-3	•Handtag, yttre, V	•Handle, outer, L		(685845).	1420
	1	–	–	–	1202431-1	•Handtag, yttre, H	•Handle, outer, R		(685846).	1430
27c	2	–	–	–	685888-0	•Tätningslist	•Seal moulding			1440
28	4	–	–	–	956091-3	•Skruv	•Screw			1450
28a	4	–	–	–	940155-5	•Låsbricka	•Lock washer			1460
28b	2	–	–	–	686891-3	•Länk	•Link			1470
28c	2	–	–	–	685007-7	•Fjäder	•Spring			1480
28d	2	–	–	–	687838-3	•Tapp	•Pin			1490
29	2	–	–	–	955893-3	Bricka	Washer			1500
30	2	–	–	–	94641-8	Clip	Clip			1510
31	2	–	–	–	1203111-8	Hävarm	Lever		(676691)	1520
32	2	–	–	–	667575-5	Distanshylsa	Spacer sleeve			1530
33	2	–	–	–	955141-7	Skruv	Screw			1540
34	2	–	–	–	191391-2	Fjädermutter	Spring nut			1550
35	4	–	–	–	192292-1	Bricka	Washer			1560
36	2	–	–	–	676690-1	Länk	Link			1570
37	2	–	–	–	676687-7	Länk	Link			1580
38	2	–	–	–	657010-5	Gummibuffert	Rubber cushion			1590
39	6	–	–	–	676995-4	Klammer	Clip			1600
40	2	–	–	–	1203219-9	Låsknapp	Lock button		(666424) CH –52789	1601
	2	–	–	–	685981-3	Låsknapp	Lock button		CH 52790–	1602
41	1	–	–	–	675553-2	Låsbleck, V	Striker plate, L			1603

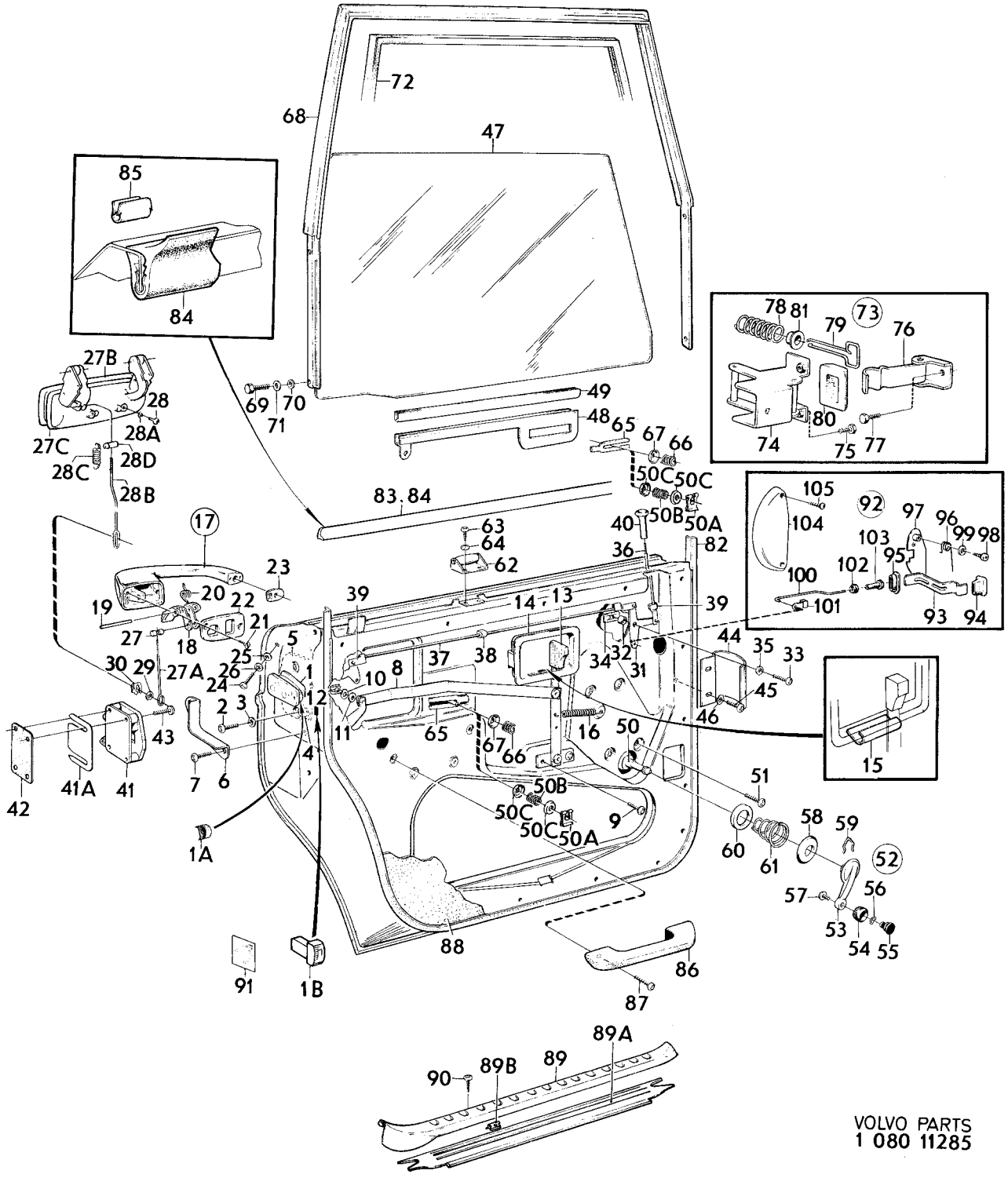

VOLVO PARTS
1 080 11285

Sida 48 Page | Grupp 8 Group | Dörrdetaljer, bakre dörrar, CH –102949. | Door components, rear doors, CH –102949. | Illustration 11285 | 0550 | 1975-12

Pos. Fig.	Antal/Quantity				Detalj nr Part No	Benämning	Description	Sats Kit	Anmärkning Notes	
	1	–	–	–	675554-0	Låsbleck, H	Striker plate, R			1604
41a	ERF	–	–	–	681528-6	Justerbleck	Adjuster washer			1605
42	2	–	–	–	677223-0	Packning	Gasket			2010
43	8	–	–	–	943298-0	Skruv	Screw			2011
44	2	–	–	–	677819-5	Skyddssprygel	Protector brace			2012
45	4	–	–	–	950020-8	Skruv	Screw	0	CH –55950	2020
	4	–	–	–	955137-5	Skruv	Screw	0	CH 55951–	2025
46	4	–	–	–	192292-1	Bricka	Washer	0		2030
47	1	–	–	–	1213674-3	Glas, V	Glass, L		2) (675845)	2040
	1	–	–	–	1213676-8	Glas, V	Glass, L		3) (1213548) STD	2050
	1	–	–	–	1213876-4	Glas, V	Glass, L		3) SPEC UTF 6138	2051
	1	–	–	–	1213675-0	Glas, H	Glass, R		2) (675846)	[illegible]
	1	–	–	–	1213677-6	Glas, H	Glass, R		3) (1213549) STD	[illegible]
	1	–	–	–	1213877-2	Glas, H	Glass, R		3) SPEC UTF 6138	2071
48	1	–	–	–	1213802-0	Hisskena, V	Elevator channel, L		(675929).	[illegible]
	1	–	–	–	1213803-8	Hisskena	Elevator channel, R		(675930)	[illegible]
49	750	–	–	–	96343-9	Fyllnadsband	Filler strip		24) 2 X 375	2100
	750	–	–	–	1213920-0	Fyllnadsband	Filler strip		25) 2 X 375	[illegible]
50	1	–	–	–	675785-0	Fönsterhiss, V	Window elevator, L	3	CH –12199 ERS AV	[illegible]
									1 ST 684852–7	2120
									6 ST 943926–6	[illegible]
									6 ST 684830–3	[illegible]
									6 ST 676791–7	2150
	1	–	–	–	675786-8	Fönsterhiss, H	Window elevator, R	3	CH –12199 ERS AV	2160
									1 ST 684853–5	2170
									6 ST 943926–6	2180
									6 ST 684830–3	2190
									6 ST 676791–7	2200
	1	–	–	–	1211435-1	Fönsterhiss, V	Window elevator, L	3	(684852)	2210
	1	–	–	–	1211436-9	Fönsterhiss, H	Window elevator, R	3	(684853)	2220
50a	6	–	–	–	943926-6	Säkringsbygel	Safety catch	2	CH 12200–	2230
50b	6	–	–	–	684830-3	Fjäder	Spring	2	CH 12200–	2240
50c	6	–	–	–	676791-7	Bricka	Washer	2	CH 12200–	2250
51	8	–	–	–	943159-4	Skruv	Screw	0		2260
52	2	–	–	–	687895-3	Hissvev	Crank	3	(688495)	2280
53	2	–	–	–		•Arm	•Arm	8		2290
54	2	–	–	–	673184-8	•Knopp	•Button		CH –42709	2300
									ERS AV 1 ST 687893–8	2301
									1 ST 687894–6	[illegible]
	2	–	–	–	687893-8	•Knopp	•Button	2	CH 42710–	[illegible]
55	2	–	–	–	673185-5	•Axel	•Shaft		CH –42709	2320
									ERS AV 1 ST 687893–8	[illegible]
									1 ST 687894–6	[illegible]
	2	–	–	–	687894-6	•Axel	•Shaft	2	CH 42710–	2330
56	2	–	–	–	673541-9	•Fjädrande bricka	•Resilient washer	2		[illegible]
57	2	–	–	–	955119-3	•Skruv	•Screw	0	CH –42709	[illegible]
	2	–	–	–	955120-1	•Skruv	•Screw	0	CH 42710–	2360
58	2	–	–	–	680022-1	Bricka	Washer	2	CH –52789	[illegible]
	2	–	–	–	685980-5	Bricka	Washer	2	CH 52790–	[illegible]
59	2	–	–	–	687299-8	Fjäder	Spring	2		2390
60	2	–	–	–	676215-7	Bricka	Washer	2		2400
61	2	–	–	–	659949-2	Fjäder	Spring	2		2410
62	2	–	–	–	676623-2	Rulle	Roller	2	CH –12199	2420
63	4	–	–	–	950020-8	Skruv	Screw	0	CH –12199	2430
64	4	–	–	–	955946-9	Låsbricka	Lock washer	0	CH –12199	2440
65	4	–	–	–	676366-8	Skoning	Pad	3		2450
66	6	–	–	–	676383-3	Fjäder	Spring	2	CH –12199	2460

2. Ofärgat glas. Clear glass. Verre non coloré. Klarglas. Christal incoloro.
3. Färgat glas. Tinted glass. Verre coloré. Gefärbtes Glas. Cristal de color.
24. För glas tj=4,8 mm. For glass Th=4.8 mm. Pour épaisseur de verre=4,8 mm. Für Glas, D=4,8 mm. Para cristal, espesor=4,8 mm.
25. För glas tj=4,2 mm. For glass Th=4.2 mm. Pour épaisseur de verre=4,2 mm. Für Glas, D=4,2 mm. Para cristal, espesor=4,2 mm.

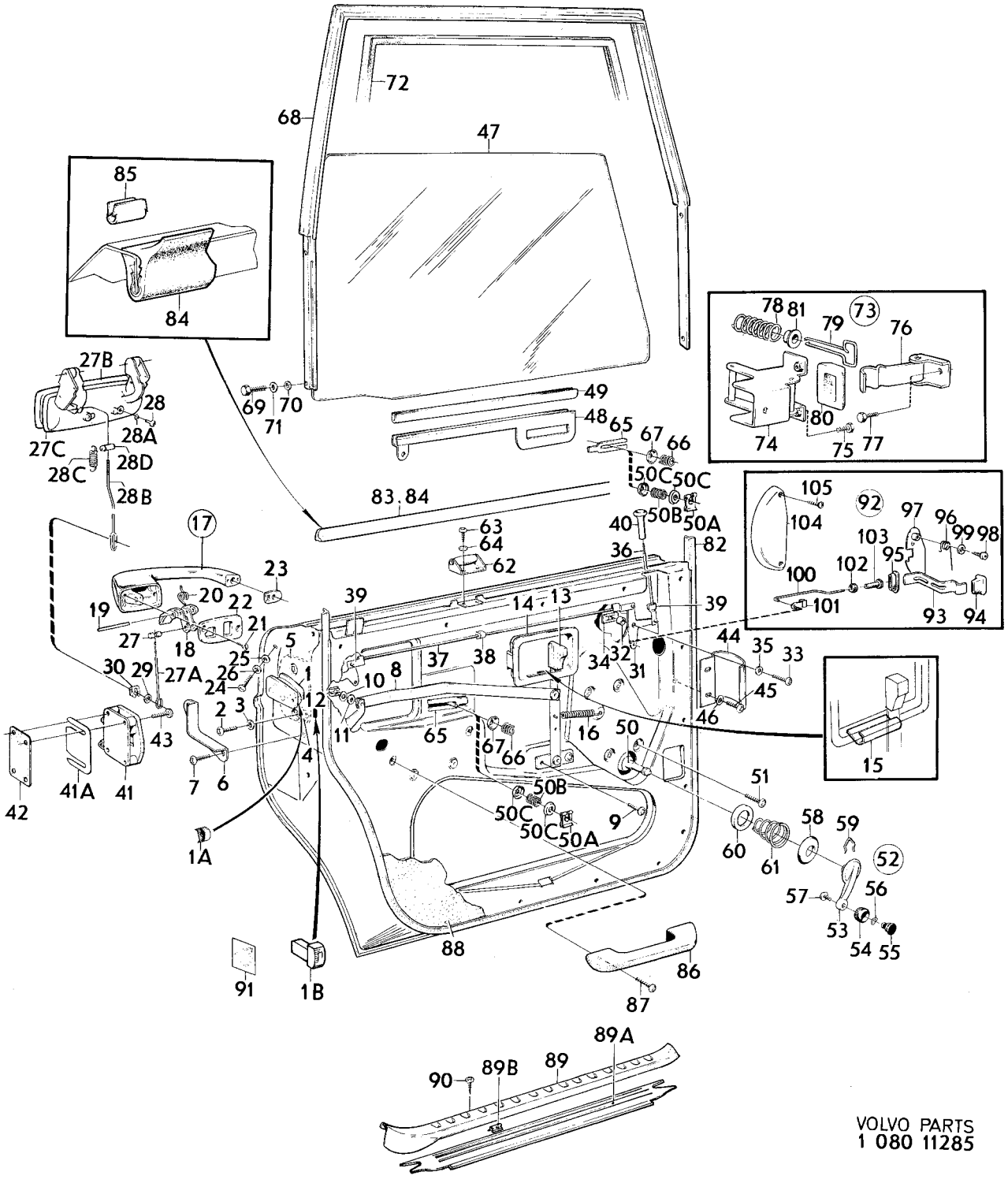

VOLVO PARTS
1 080 11285

Sida 50 Page | Grupp 8 Group | Dörrdetaljer, bakre dörrar, CH –102949. | Door components, rear doors, CH –102949. | Illustration 11285 | 0550

1975-12

Pos. Fig.	Antal/Quantity				Detalj nr Part No	Benämning	Description	Sats Kit	Anmärkning Notes	
67	6	–	–	–	676791-7	Bricka	Washer	2		2470
68	1	–	–	–	675765-2	Dörrbåge, V	Door arch, L	3		2480
	1	–	–	–	675766-0	Dörrbåge, H	Door arch, R	3		2490
69	8	–	–	–	955522-8	Skruv	Screw	0		2500
70	8	–	–	–	941907-8	Fjädrande bricka	Resilient washer	0		2510
71	8	–	–	–	955949-3	Låsbricka	Lock washer	0		2520
72	4000	–	–	–	676675-2	Tätningslist	Seal moulding		CH –71737. 2 X 2000.	2530
	4	–	–	–	1211448-4	Tätningslist, nedre	Seal moulding, lower		CH 71738–	2531
	4	–	–	–	945694-8	Clips	Clip		CH 71738–	2532
	3000	–	–	–	676675-2	Tätningslist, övre	Seal moulding, upper		CH 71738–. 2 X 1500.	2533
73	–	–	–	–		Dörrstopp	Door stop	8		3010
74	2	–	–	–	1203141-5	•Konsol	•Bracket		(677939).	3[illegible]
75	6	–	–	–	943159-4	•Skruv	•Screw			3[illegible]
76	2	–	–	–	677937-5	•Stopparm	•Stop arm			3013
77	2	–	–	–	942402-9	•Skruv	•Screw			3[illegible]
78	2	–	–	–	677938-3	•Fjäder	•Spring			3[illegible]
79	2	–	–	–	677932-6	•Fjäderstyrare	•Spring guide			3020
80	2	–	–	–	678531-5	•Tätning	•Seal			3[illegible]
81	2	–	–	–	680422-3	•Bussning	•Bushing			3[illegible]
	2	–	–	–	1213560-4	Tätningslist	Seal moulding	1	CH 74450–	3041
82	2	–	–	–	1213560-4	Tätningslist	Seal moulding			3[illegible]
83	1360	–	–	–	677195-0	Skraplist	Scrap moulding	2	CH –12199, 2X680 (670810)	3[illegible] 3060
84	2	–	–	–	683645-6	Skraplist	Scrap moulding	2	CH 12200–	3070
	2	–	–	–	1203395-7	Skraplist	Scrap moulding		SPEC UTF 5436.	3075
85	10	–	–	–	944102-3	Clips	Clip	2	CH 12200–	3080
86	2	–	–	–	676268-6	Armstöd	Arm rest	3	CH –32399	3090
	2	–	–	–	686555-4	Armstöd	Arm rest	3	CH 32400–	3100
87	4	–	–	–	192450-5	Skruv	Screw	0		3110
88	–	–	–	–		Dörrpanel	Door panel		SE INNERKLÄDSEL SEE UPHOLSTERY	3120 3130
89	1	–	–	–	675585-4	Tröskelplåt, V	Sill plate, L	4	CH –32399	3140
	1	–	–	–	675586-2	Tröskelplåt, H	Sill plate, R	4	CH –32399	3150
89a	1	–	–	–	687184-2	Tröskelplåt, V	Sill plate, L	4	CH 32400–.	3160
	1	–	–	–	687185-9	Tröskelplåt, H	Sill plate, R	4	CH 32400–	3170
89b	6	–	–	–	944148-6	•Clips	•Clip			3175
90	10	–	–	–	955153-2	Skruv	Screw	0	CH –32399	3180
91	2	–	–	–	1203249-6	Reflexemblem	Reflector emblem		(678127).	3190
92	1	–	–	–	282060-3	Säkerhetsspärrsats	Safety catch kit		7) CH 32400–	3[illegible]
93	2	–	–	–	676169-6	•Låsarm	•Lock arm			3[illegible]
94	2	–	–	–	676168-8	•Låsknapp	•Lock button			3220
95	2	–	–	–	676171-2	•Packning	•Gasket			3[illegible]
96	1	–	–	–	676172-0	•Returfjäder, V	•Return spring, L			3[illegible]
	1	–	–	–	676173-8	•Returfjäder, H	•Return spring, R			3250
97	1	–	–	–	676174-6	•Spärrskiva, V	•Catch, L			3[illegible]
	1	–	–	–	676266-0	•Spärrskiva, H	•Catch, R			3[illegible]
98	4	–	–	–	955138-3	•Skruv	•Screw			3280
99	2	–	–	–	120085-6	•Bricka	•Washer		(192290)	3[illegible]
100	1	–	–	–	676688-5	•Länk, V	•Link, L			3[illegible]
	1	–	–	–	676689-3	•Länk, H	•Link, R			3310
101	2	–	–	–	676995-4	•Klammer	•Clamp			3320
102	2	–	–	–	676176-1	•Bussning	•Bushing			3330
103	2	–	–	–	676175-3	•Glidtapp	•Pin			3340
104	1	–	–	–	687994-4	•Kåpa, V	•Casing, L			3350
	1	–	–	–	687995-1	•Kåpa, H	•Casing, R			3360
105	2	–	–	–	955166-4	•Skruv	•Screw		L 25	3370
	2	–	–	–	955168-0	•Skruv	•Screw		L 40	3380

7. Ej standardutrustning. Säljes som tillbehör. Non–standard equipment. Marked as accessory. Pas en équipement standard. Vendu comme accessoire. Nicht serienmässig, wird als Zubehör verkauft. No equipo standard. Se vende como accesorio.

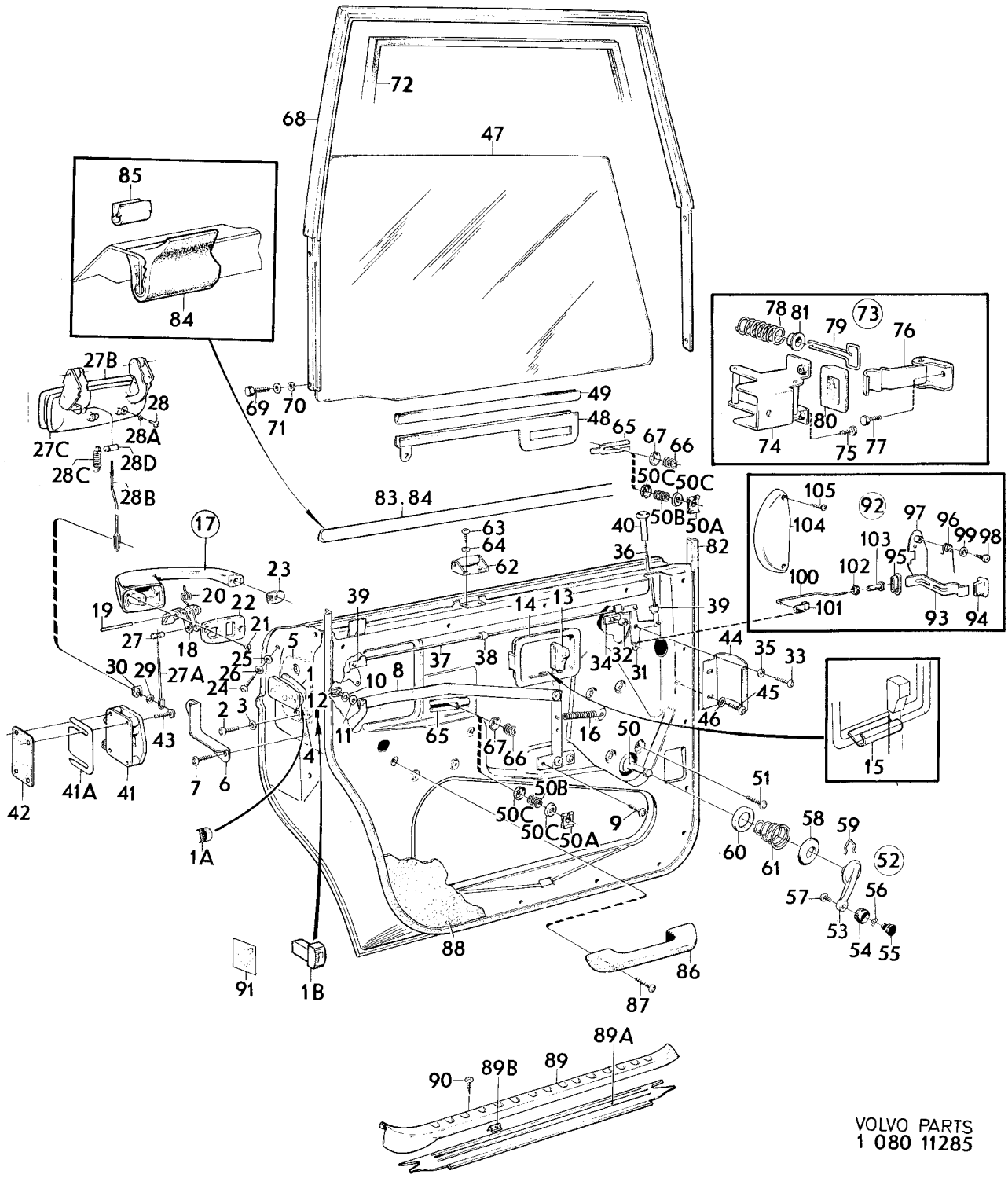

VOLVO PARTS
1 080 11285

Sida 52 Page | Grupp 8 Group | Dörrdetaljer, bakre dörrar CH 102950– | Door components, rear doors CH 102950– | Illustration 13823 | 1975-12 | 0600

Pos. Fig.	Antal/Quantity				Detalj nr Part No	Benämning	Description	Sats Kit	Anmärkning Notes	
1	1	–	–	–	1213220-5	Lås, V	Lock, L		CH – 132566	0020
	1	–	–	–	1202675-3	Lås, V	Lock, L		CH 132567–	0040
	1	–	–	–	1213221-3	Lås, H	Lock, R		CH – 132566	0060
	1	–	–	–	1202676-1	Lås, H	Lock, R		CH 132567–	0080
2	2	–	–	–	675965-8	•Buffert	•Buffer			0100
3	1	–	–	–	1213230-4	Knapp	Button			0120
4	4	–	–	–	950045-5	Skruv	Screw		CH – 132566. L13.	0140
	2	–	–	–	950044-8	Skruv	Screw		CH – 132566. L10.	0160
	4	–	–	–	956092-1	Skruv	Screw		CH 132567– . L12.	0180
	2	–	–	–	956090-5	Skruv	Screw		CH 132567– . L8.	0200
5	6	–	–	–	940155-5	Låsbricka	Lock washer			0220
	4	–	–	–	955893-3	Bricka	Washer			0240
6	2	–	–	–	679758-3	Gummimellanlägg	Rubber spacer		TID UTF	0260
7	1	–	–	–	677133-1	Låsskydd, V	Lock guard, L			0280
	1	–	–	–	677134-9	Låsskydd, H	Lock guard, R			0300
8	2	–	–	–	955137-5	Skruv	Screw			0320
9	1	–	–	–	1203313-0	Dörröppnare, V	Door opener, L			0340
	1	–	–	–	1203314-8	Dörröppnare, H	Door opener, R			0360
10	2	–	–	–	958246-1	Skruv	Screw			0380
11	2	–	–	–	946418-1	Fjädermutter	Speed nut			0400
12	2	–	–	–	1203311-4	Bricka	Washer			0420
	2	–	–	–	61544-3	Fjädrande bricka	Resilient washer		CH – 125730	0440
	4	–	–	–	955893-3	Bricka	Washer		CH – 125730	0460
	2	–	–	–	94641-8	Clips	Clip		CH – 125730	0480
13	2	–	–	–	1203658-8	Clips	Clip		CH 125731–	0500
14	2	–	–	–	679800-3	Handtag	Handle			0520
15	1	–	–	–	680662-4	Styrkåpa, V	Guide casing, L			0540
	1	–	–	–	680663-2	Styrkåpa, H	Guide casing, R			0560
16	2	–	–	–	680660-8	Tätning	Seal			0580
17	2	–	–	–	676574-7	Returfjäder	Return spring		STD	0600
	2	–	–	–	685735-3	Returfjäder	Return spring		SPEC UTF FRANCE	0620
18	1	–	–	–	1202430-3	Handtag, yttre, V	Handle, outer, L		(685845)	0640
	1	–	–	–	1202431-1	Handtag, yttre, H	Handle, outer, R		(685846)	0660
19	2	–	–	–	685836-9	Prydnadslist	Trim moulding			0680
20	2	–	–	–	685888-0	Tätningslist	Seal moulding			0700
21	4	–	–	–	956091-3	Skruv	Screw			0720
22	4	–	–	–	940155-5	Låsbricka	Lock washer			0740
23	2	–	–	–	686891-3	Länk	Link			0760
24	2	–	–	–	685007-7	Fjäder	Spring			0780
25	2	–	–	–	687838-3	Tapp	Pin			0800
26	2	–	–	–	955893-3	Bricka	Washer			0820
27	2	–	–	–	94641-8	Clips	Clip			0840
28	2	–	–	–	1203111-8	Hävarm	Lever			0860
29	2	–	–	–	667575-5	Distanshylsa	Spacer sleeve			0880
30	2	–	–	–	955141-7	Skruv	Screw			0900
31	2	–	–	–	191391-2	Fjädermutter	Spring nut			0920
32	4	–	–	–	192292-1	Bricka	Washer			0940
33	2	–	–	–	120164-9	Fjädrande bricka	Resilient washer			0960
34	2	–	–	–	676690-1	Länk	Link			0980
35	2	–	–	–	676687-7	Länk	Link			1000
36	2	–	–	–	657010-5	Gummibuffert	Rubber cushion			1020
37	6	–	–	–	676995-4	Klammer	Clip			1040
38	2	–	–	–	1203220-7	Låsknapp	Lock button			1060
39	1	–	–	–	675553-2	Låsbleck, V	Striker plate, L			1080
	1	–	–	–	675554-0	Låsbleck, H	Striker plate, R			1100
40	ERF	–	–	–	681528-6	Justerbleck	Adjuster washer			1120
41	2	–	–	–	677223-0	Packning	Gasket			1140
42	8	–	–	–	943298-0	Skruv	Screw		CH – 132566	1160
	1	–	–	–	950149-5	Justerskruv	Adjuster screw		CH – 132566	1180
	8	–	–	–	947715-9	Skruv	Screw		CH 132567–	1200
	1	–	–	–	956209-1	Justerskruv	Adjuster screw		CH 132567–	1220
43	2	–	–	–	677819-5	Skyddsbygel	Protector brace			1240
44	4	–	–	–	955137-5	Skruv	Screw			1260

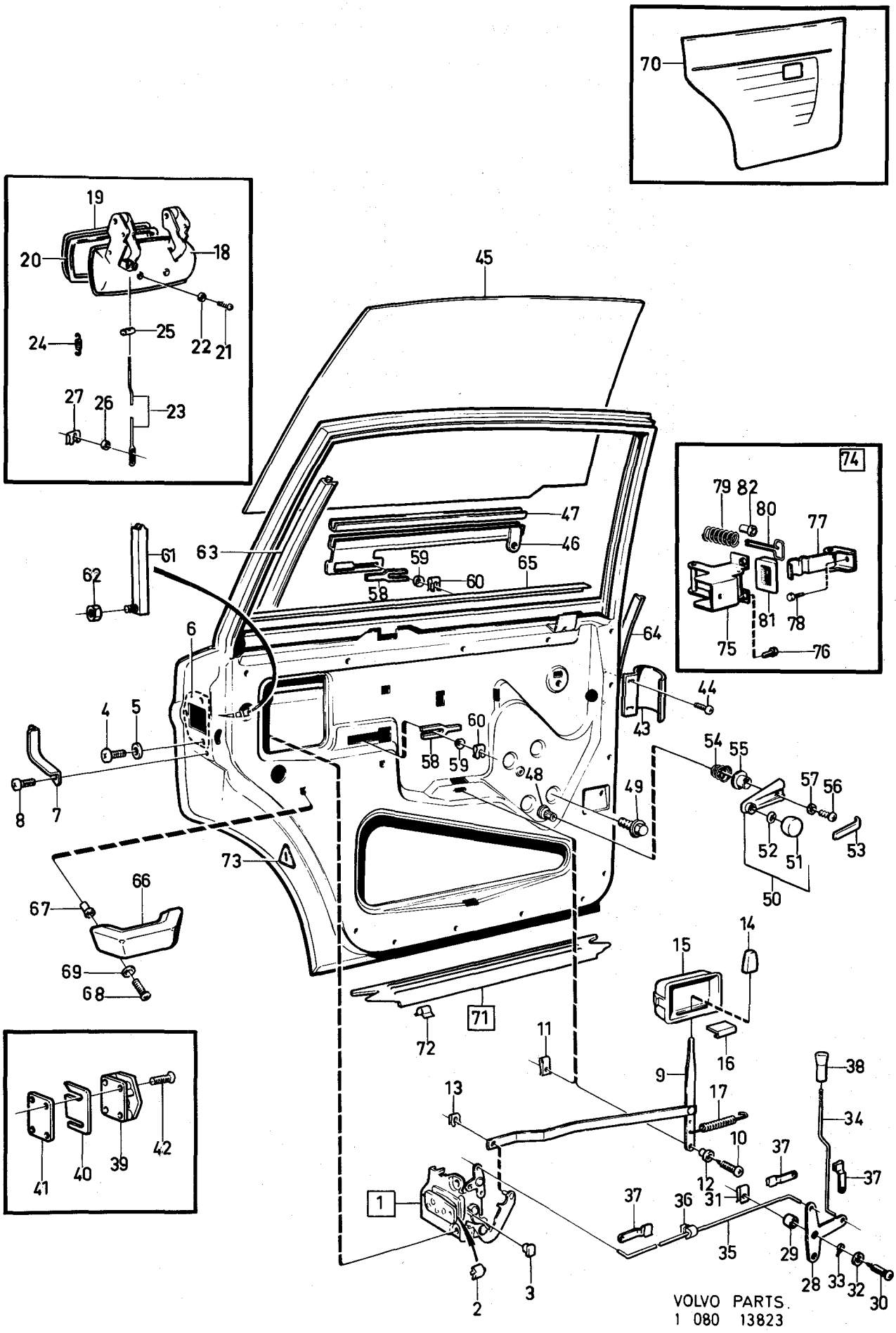

VOLVO PARTS.
1 080 13823

Sida 54 Page | Grupp 8 Group | Dörrdetaljer, bakre dörrar CH 102950– | Door components, rear doors CH 102950– | Illustration 13823 1975-12 | 0600

Pos. Fig.	Antal/Quantity				Detalj nr Part No	Benämning	Description	Sats Kit	Anmärkning Notes	
45	1	–	–	–	1213674-3	Glas, V	Glass, L		2)	1280
	1	–	–	–	1213676-8	Glas, V	Glass, L		3)	1300
	1	–	–	–	1213675-0	Glas, H	Glass, R		2)	1320
	1	–	–	–	1213677-6	Glas, H	Glass, R		3)	1340
46	1	–	–	–	1213802-0	Hisskena, V	Elevator channel, L			1360
	1	–	–	–	1213803-8	Hisskena, H	Elevator channel, R			1380
47	750	–	–	–	1213920-0	Fyllnadsband	Filler strip		2X375	1400
48	1	–	–	–	1213778-2	Fönsterhiss, V	Window elevator, L			1420
	1	–	–	–	1213779-0	Fönsterhiss, H	Window elevator, R			1440
49	8	–	–	–	955268-8	Skruv	Screw		TID UTF	1460
	8	–	–	–	955948-5	Låsbricka	Lock washer		TID UTF	1480
	8	–	–	–	945358-0	Flänsskruv	Flanged screw		SEN UTF	[illegible]
50	2	–	–	–	1213705-5	Hissvev	Elevator crank			[illegible]
51	2	–	–	–		•Knapp	•Button	8		1540
52	2	–	–	–		•Fjädrande bricka	•Resilient washer	8		[illegible]
53	2	–	–	–	1213710-5	Täckplatta	Cover plate			[illegible]
54	2	–	–	–	659949-2	Fjäder	Spring			1600
55	2	–	–	–	1213711-3	Glidbricka	Washer			[illegible]
56	2	–	–	–	956075-6	Skruv	Screw			[illegible]
57	2	–	–	–	955946-9	Låsbricka	Lock washer			1660
58	4	–	–	–	676366-8	Skoning	Pad			[illegible]
59	8	–	–	–	1213723-8	Bricka	Washer			[illegible]
60	6	–	–	–	946594-9	Säkringsbygel	Safety catch			1720
61	2	–	–	–	1211976-4	Styrskena	Guide rail			1740
62	2	–	–	–	955782-8	Mutter	Nut		CH –119024	1760
	2	–	–	–	955894-1	Bricka	Washer		CH –119024	1780
	2	–	–	–	945408-3	Flänsmutter	Flange nut		CH 119025–	1800
63	2	–	–	–	1203940-0	Styrlist	Guide moulding			1820
64	2	–	–	–	1213560-4	Tätningslist	Seal moulding			1840
65	1	–	–	–	1213111-6	Skraplist, V	Scrap moulding, L			1860
	1	–	–	–	1203448-4	Skraplist, H	Scrap moulding, R			1880
66	2	–	–	–	686555-4	Armstöd	Arm rest			1900
67	4	–	–	–	1203096-1	Mutter	Nut			1920
68	4	–	–	–	958280-0	Skruv	Screw			1940
69	4	–	–	–	955892-5	Bricka	Washer			1960
70	–	–	–	–		Dörrpanel	Door panel		SE INNERKLÄDSEL SEE UPHOLSTERY	1980 2000
71	1	–	–	–	687184-2	Tröskelplåt, V	Sill plate, L			2020
	1	–	–	–	687185-9	Tröskelplåt, H	Sill plate, R			[illegible]
72	6	–	–	–	944148-6	•Clips	•Clip			[illegible]
73	2	–	–	–	1203249-6	Reflexemblem	Reflector emblem		(678127)	2080
74	–	–	–	–		Dörrstopp	Door stop	8		[illegible]
75	2	–	–	–	1203141-5	•Konsol	•Bracket		(677939)	[illegible]
76	6	–	–	–	943159-4	•Skruv	•Screw			2140
77	2	–	–	–	677937-5	•Stopparm	•Stop arm			[illegible]
78	2	–	–	–	942402-9	•Skruv	•Screw			[illegible]
79	2	–	–	–	677938-3	•Fjäder	•Spring			2200
80	2	–	–	–	677932-6	•Fjäderstyrning	•Spring guide			[illegible]
81	2	–	–	–	678531-5	•Tätning	•Seal			[illegible]
82	2	–	–	–	680422-3	•Bussning	•Bushing			2260

2. Ofärgat glas. Clear glass. Verre non coloré. Klarglas. Christal incoloro.
3. Färgat glas. Tinted glass. Verre coloré. Gefärbtes Glas. Cristal de color.

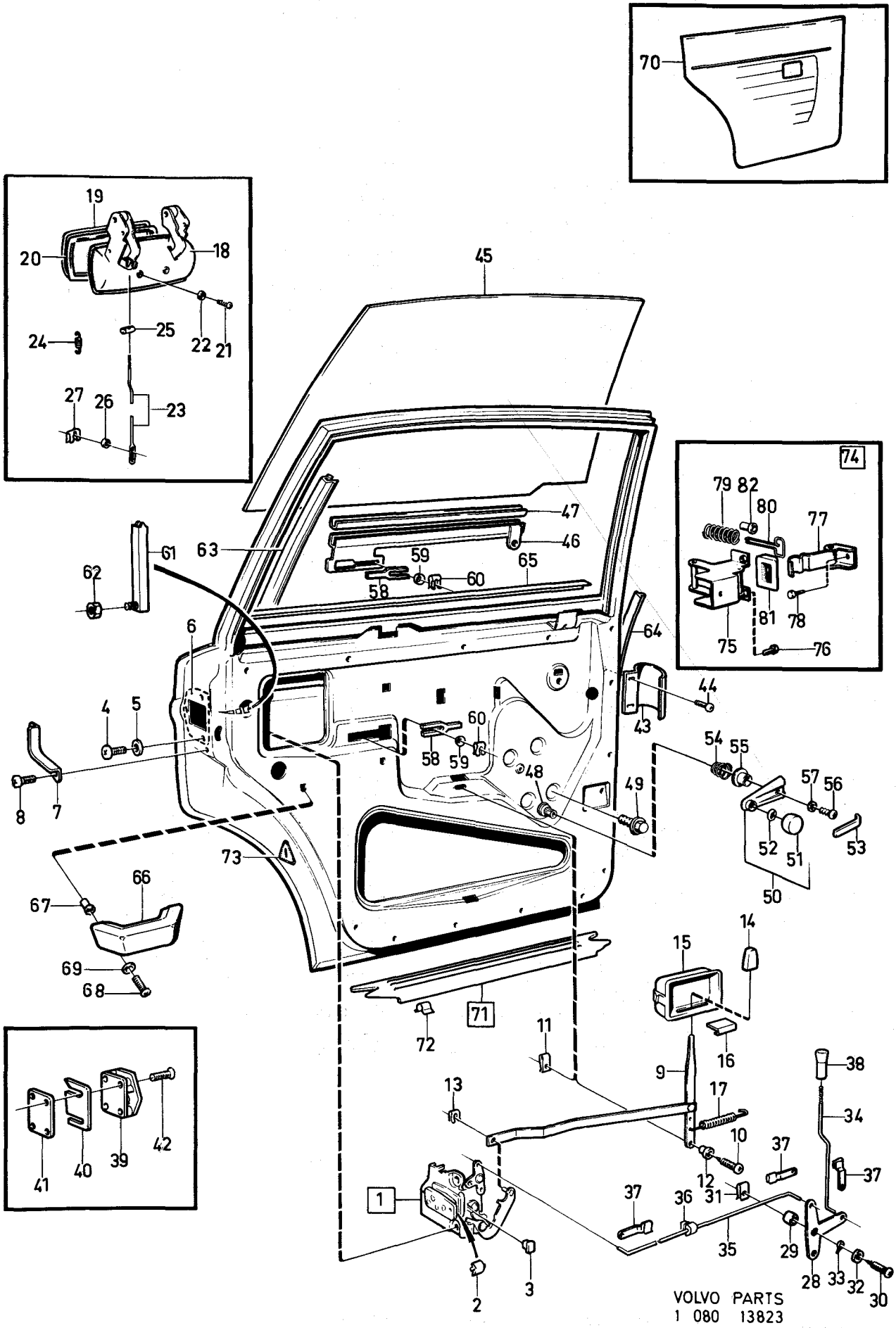

VOLVO PARTS
1 080 13823

Sida 56 Page | Grupp 8 Group | Baklucka bakre nummerplåtshållare | Luggage compartment lid rear number plate holder | Illustration 10519 1975-12 | 0650

Pos. Fig.	Antal/Quantity				Detalj nr Part No	Benämning	Description	Sats Kit	Anmärkning Notes	
1	1	–	–	–	1203554-9	Baklucka	Luggage compartment lid		(675564)	1015
2	1400	–	–	–	676082-1	•Hållare, tätn.list	•Retainer seal moulding	2		1020
3	2900	–	–	–	676082-1	•Hållare, tätn.list	•Retainer seal moulding	2		1030
4	1	–	–	–	680019-7	Gångjärn, V	Hinge, L	3		1040
	1	–	–	–	680020-5	Gångjärn, H	Hinge, R	3		1050
5	4	–	–	–	946471-0	Skruv	Screw	0		1060
6	4	–	–	–	940097-9	Bricka	Washer	0		1070
7	4	–	–	–	940108-4	Fjäderbricka	Spring washer	0		1080
8	6	–	–	–	946440-5	Skruv	Screw			1090
9	1	–	–	–	1213847-5	Spärr	Catch		(675674)	1100
10	1	–	–	–	675769-4	•Fjäder	•Spring	2		1110
11	2	–	–	–	942624-8	Skruv	Screw	0	CH–132566.	
	2	–	–	–	947107-9	Skruv	Screw	0	CH 132567–.	1125
12	1	–	–	–	675661-3	Hake	Catch	3		1130
13	2	–	–	–	942624-8	Skruv	Screw	0	CH–132566.	
	2	–	–	–	947107-9	Skruv	Screw	0	CH 132567–.	1145
14	–	–	–	–		Lås	Lock	8		1150
15	1	–	–	–	675903-9	•Hylsa	•Sleeve		CH –8922	
									ERS AV 1 ST 682892–5	
									1 ST 682890–9	1180
									1 ST 955994–9	
	1	–	–	–	682892-5	•Hylsa	•Sleeve	3	CH 8923–59077.	
									ERS AV 1 ST 685854–2,	1210
									1 ST 685855–9.	1220
	1	–	–	–	685854-2	•Hylsa	•Sleeve	3	CH 59078–74449	1230
15a	1	–	–	–	1213271-8	•Hylsa	•Sleeve	3	CH 74450–	1240
15b	1	–	–	–	955994-9	•O–ring	•O–ring	3	CH 8923–74449	1250
	1	–	–	–	946010-6	•O–ring	•O–ring	3	CH 74450–	1260
16	1	–	–	–	675904-7	•Excenter	•Eccentric	3	CH –74449	1270
	1	–	–	–	1213272-6	•Excenter	•Eccentric	3	CH 74450–	1280
17	1	–	–	–	1213273-4	•Fjäder	•Spring		(675905)	1300
18	1	–	–	–	675906-2	•Vred	•Handle		CH –8922.	1310
									ERS AV 1 ST 682890–9	1320
									1 ST 682892–5	1330
									1 ST 955994–9	1340
	1	–	–	–	682890-9	•Vred	•Handle	3	CH 8923–74449	1350
	1	–	–	–	1213270-0	•Vred	•Handle		CH 74450–	1360
									ERS AV 1 ST 1202744–7	1361
									1 ST 1202745–4	
19	1	–	–	–	677673-6	•Låscylinder med två nycklar	•Lock cylinder and two keys	1	1) CH –74449	1380
	1	–	–	–	1213240-3	•Låscylinder med två nycklar	•Lock cylinder and two keys	1	21) CH 74450–	1400
20	1	–	–	–	950106-5	•Skruv	•Screw	0	CH –74449	1410
	1	–	–	–	956272-9	•Skruv	•Screw	0	CH 74450–	

1. Låscylindersats bestående av 4 st låscylindrar (dörr V och H, baklucka samt handskfack) med 2 st gemensamma nycklar beställes under det nr 676608–3. Lock cylinder kit consisting of 4 lock cylinders (left and right doors, luggage compartment and glove box) with two common keys has Kit No. 676608–3. Le jeu de cylindres de fermeture se compose de 4 cylindres de fermeture (porte G et D, porte de coffre à bagages et boi te à gants) ayant 2 clés communes. Ces cylindres de fermeture sont commandés le no de dét. 676608–3. Des Schlosszylindersatz besteht aus 4 Schlosszylindern (Tür links und rechts, Kofferaumdeckel sowie Handschuhkasten) mit 2 gemeinsamen Schlüsseln sind unter der Ersatzteilnummer 676608–3 zu bestellen. El juego, del cilindro de carradura se compone de 4 cilindros de carradura (puertas izq. y der., tapa baúl y guantera), con 2 llaves comunes. Se solicita bajo el número de detalle 676608–3.
21. Låscylindersats bestående av 4 st låscylindrar (dörr V och H, baklucka samt handskfack) med 2 st gemensamma nycklar beställes under det nr 1213540. Lock cylinder kit concisting of 4 lock cylinders (left and right doors, luggage compartment and glove box) with two common keys has Kit No. 1213540. Le jeu de cylindres de fermeture se compose de 4 cylindres de fermeture (porte G et D, porte de coffre à bagages et boîte à gants) ayant 2 clés communes. Ces cylindres de fermeture sont commandés sous le no de dét. 1213540. Des Schlosszylindersatz besteht aus 4 Schlosszylindern (Tür links und rechts, Kofferraumdecke sowie Handschuhkasten) mit 2 gemeinsammen Schüsseln sind unter der Ersatzteilnummer 1213540 zu bestellen. El juego del cilindro de carradura se compone de 4 cilindros de carradura (puertas izq. y der., tapa baúl y guantera), con 2 llaves comunes. Se solicita bajo el número de detalle 1213540.

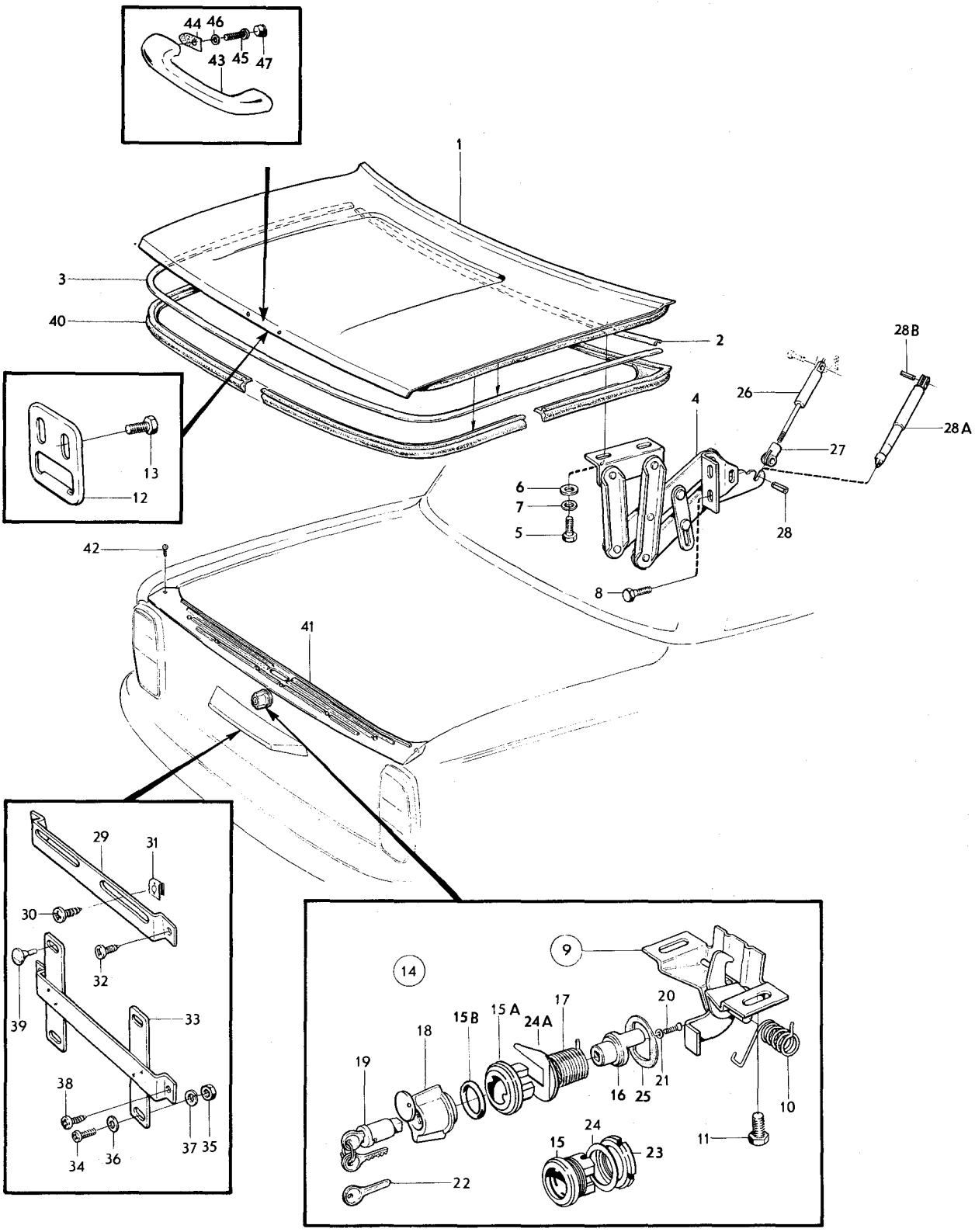

VOLVO PARTS
1 080 10519

Sida 58 Page | Grupp 8 Group | Baklucka bakre nummerplåtshållare | Luggage compartment lid rear number plate holder | Illustration 10519 1975-12 | 0650

Pos. Fig.	Antal/Quantity				Detalj nr Part No	Benämning	Description	Sats Kit	Anmärkning Notes	
21	1	–	–	–	18890-4	•Låsbricka	•Lock washer	0	CH –74449	1430
	1	–	–	–	18897-9	•Låsbricka	•Lock washer	0	CH 74450–	1440
22	ERF	–	–	–	671319-2	Nyckel, kodbeteckning FS (ämne)	Key, code designation FS (blank)	1	CH –74449	1450 1460
	ERF	–	–	–	1213202-3	Nyckel (ämne)	Key (blank)	1	CH 74450–	1470
23	1	–	–	–	942199-1	Mutter	Nut	0	CH –59077. ERS AV 1ST 685854–2, 1 ST 685855–9.	1480 1490 1500
24	1	–	–	–	942585-1	Bricka	Washer	0	CH –59077	1510
24a	1	–	–	–	685855-9	Clips	Clip	0	CH 59078–	1520
25	1	–	–	–	675902-1	Tätningsring	Seal ring	2		1530
26	2	–	–	–	676668-7	Gasfjäder	Gas spring	2	10)	1540
27	2	–	–	–	677979-7	Gaffel	Yoke	3	10)	1550
28	2	–	–	–	951973-7	•Rörpinne	•Pin	0		1560
28a	2	–	–	–	684264-5	Stöd	Support	2	11)	1570
28b	2	–	–	–	951986-9	•Rörpinne	•Pin	0		1580
29	1	–	–	–	679161-0	Nummerplåtshållare	Number plate retainer	3	EXCL USA, CAN	1590
30	2	–	–	–	955138-3	Skruv	Screw	0	EXCL USA, CAN	1600
31	2	–	–	–	191391-2	Fjädermutter	Spring nut	0	EXCL USA, CAN	1610
32	2	–	–	–	955137-5	Skruv	Screw	0	EXCL USA, CAN	1602
33	1	–	–	–	676910-3	Nummerplåtshållare	Number plate retainer		USA, CAN	2010
34	2	–	–	–	950045-5	Skruv	Bolt		USA, CAN	2020
35	2	–	–	–	955825-5	Mutter	Nut		USA, CAN	2030
36	2	–	–	–	955893-3	Bricka	Washer		USA, CAN	2040
37	2	–	–	–	955920-4	Fjäderbricka	Spring washer		USA, CAN	2050
38	2	–	–	–	955137-5	Skruv	Screw		USA, CAN	2060
39	2	–	–	–	676911-1	Gummiknapp	Rubber button		USA, CAN	2070
40	1	–	–	–	1213755-0	Tätningslist	Seal moulding		(680148)	2092
41	1	–	–	–	676926-9	Tröskelplåt	Sill plate	2		2100
42	10	–	–	–	955126-8	Skruv	Screw	0		2110
	1	–	–	–	277987-4	Sats för montering av handtag på baklucka	Luggage compartment handle kit		7)	2120 2130
43	1	–	–	–	661567-8	•Handtag	•Handle			2140
44	2	–	–	–	663749-0	•Mellanlägg	•Spacer			2150
45	2	–	–	–	950021-6	•Skruv	•Screw			2160
46	2	–	–	–	955946-9	•Låsbricka	•Lock washer			2170
47	2	–	–	–	677055-6	•Plugg	•Plug			2180

7. Ej standardutrustning. Säljes som tillbehör. Non–standard equipment. Marked as accessory. Pas en équipement standard. Vendu comme accessoire. Nicht serienmässig, wird als Zubehör verkauft. No equipo standard. Se vende como accesorio.
10. Ch –17602 excl 12935–13030, 13470–13565, 13566–13661, 13784–13879, 14158–14253, 14851–15042, 15481–15600, 15980–16075, 16480–16575, 17440–17487.
11. Ch 17603– incl 12935–13030, 13470–13565, 13566–13661, 13784–13879, 14158–14253, 14851–15042, 15481–15600, 15980–16075, 16480–16575, 17440–17487.

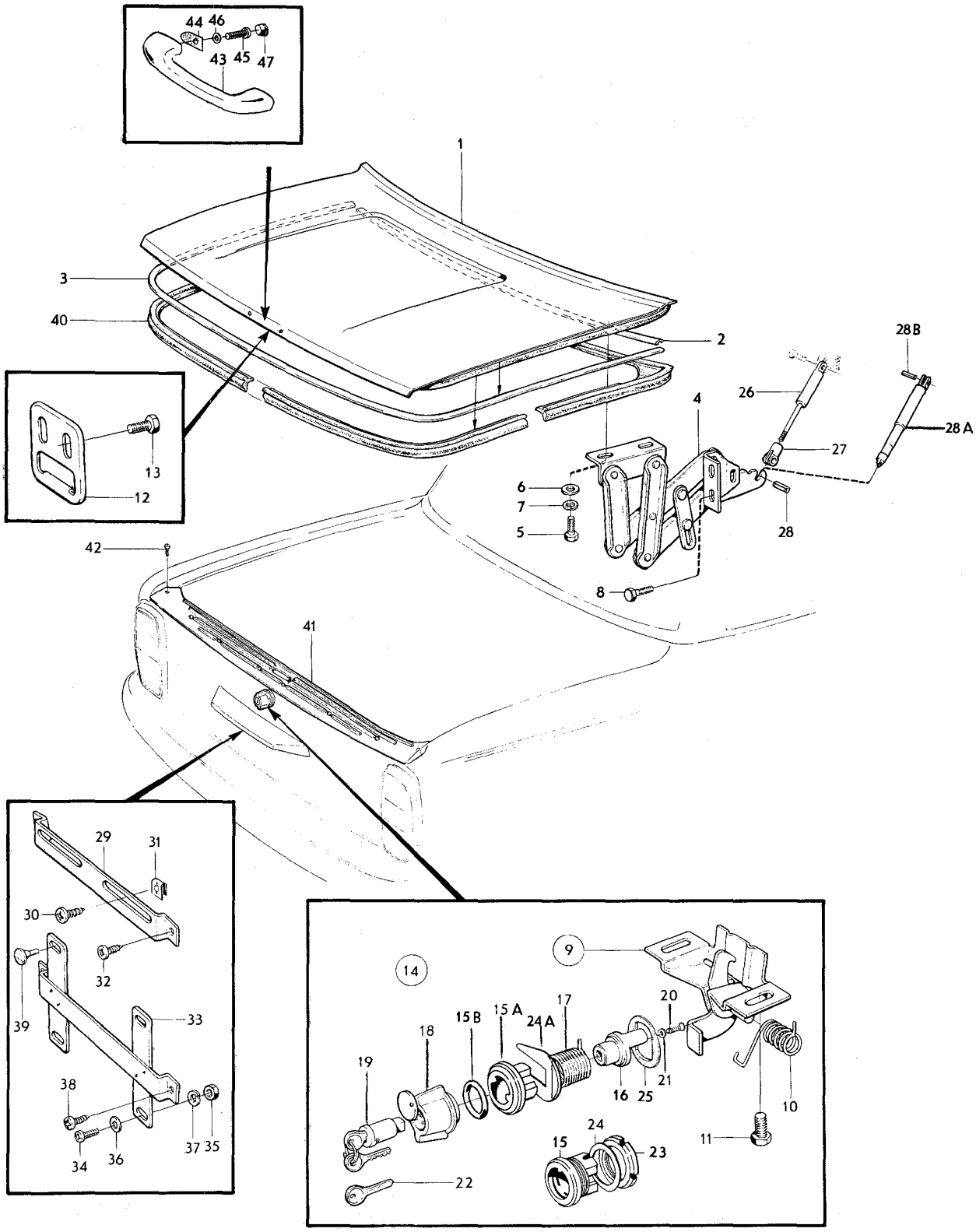

VOLVO PARTS
1 080 10519

Sida 60 Page | Grupp 8 Group | Vindruta, bakruta, bakre sidoruta | Windscreen, rear window, rear quarter window | Illustration 9217 | 1975-12 | 0700

	Pos. Fig.	Antal/Quantity				Detalj nr Part No	Benämning	Description	Sats Kit	Anmärkning Notes	
x	1	1	–	–	–	1247924-2	Vindruta	Windscreen		2) (1203168) (675831)	0020
x		1	–	–	–	1247925-9	Vindruta	Windscreen		3) (1203169) (678894)	0040
		1	–	–	–	1213552-1	Vindruta med antenn	Windscreen with antenna		3)	0060 0080
		1	–	–	–	273174-3	Tejpsats för vindruta	Windscreen adhesive tape kit	1	9)	0100 0120
		1	–	–	–	686275-9	Tätningsmedel för vindruta	Windscreen bonder	1		0140 0160
	2	1	–	–	–	681882-7	Tätningslist	Seal moulding	2	8)	0180
	3	–	–	–	–		Prydnadslist	Trim moulding		SE SIDA 84, 3-D17	0200
	4	1	–	–	–	683699-3	List, övre	Strip, upper		9). MTL CH – 132566.	0220
										UTL CH – OMKR 96400.	0240
		1	–	–	–	1204804-7	List, övre	Strip, upper		9). MTL CH 132567 –.	0260
		1	–	–	–	1204804-7	List, övre	Strip, upper		UTL CH OMKR 96400–.	0280
	5	7	–	–	–	683701-7	Klammer	Clamp	2	9). MTL CH – 132566.	0300
										UTL CH – OMKR 96400.	0320
		7	–	–	–	1204805-4	Clips	Clip		UTL CH OMKR 96400–.	0340
		7	–	–	–	1204805-4	Clips	Clip		9).MTL CH 132567 –.	0360
	6	7	–	–	–	943784-9	Skruv	Screw	0	9). MTL CH – 132566.	0380
										UTL CH – OMKR 96400.	0400
	7	2	–	–	–	683861-9	Täckplåt	Escutcheon moulding		9). MTL CH – 132566.	0420
										UTL CH – OMKR 96400.	0440
	8	1	–	–	–	682850-3	List, V	Strip, L		9) CH – 74449.	0460
										ALT 1, A – 129 MM.	0480
		1	–	–	–	686281-7	List, V	Strip, L		9). MTL CH 74450 –.	0500
										UTL CH 74450 –	0520
										OMKR 96400.	0540
										ALT 1, A – 129MM	0560
		1	–	–	–	1204581-1	List, V	Strip, L		ALT 1,	0580
										UTL CH OMKR 96400–.	0600
	8a	1	–	–	–	688849-9	List, V	Strip, L		9) CH – 74449.	0620
										ALT2, A – 54 MM.	0640
		1	–	–	–	686283-3	List, V	Strip, L		9). MTL	0660
										CH 74450 – 123408.	0680
										UTL CH 74450 –	0700
										OMKR 96400.	0720
										ALT2, A – 54MM.	0740
		1	–	–	–	1204583-7	List, V	Strip, L		ALT 2, UTL	0760
										CH OMKR 96400 – 123408	0780
		1	–	–	–	1207988-5	List, V	Strip, L		ALT 2, UTL CH 123409 –	0800
		1	–	–	–	1207989-3	List, V	Strip, L		ALT 2 MTL CH 123409 –	0820
	9	1	–	–	–	682851-1	List, H	Strip, R		9) CH – 74449.	0840
		1	–	–	–	686282-5	List, H	Strip, R		9). MTL CH 74450 –.	0860
										UTL CH 74450 –	0880
										OMKR 96400.	0900
		1	–	–	–	1204582-9	Panel	Panel		UTL CH OMKR 96400–.	0920
	10	1	–	–	–	1204677-7	List, nedre	Strip, lower		9) CH – 74449.	0940
										(682849)	0960
	11	4	–	–	–	682848-7	Klammer	Clamp	2	9)	0980
	11a	4	–	–	–	955139-1	Skruv	Screw	0	9)	1000
	12	3	–	–	–	120085-6	Bricka	Washer	0	9)	1020
x	13	6	–	–	–	948185-4	Plugg	Plug		9) (945790)	1040
	14	1	–	–	–	680285-4	Bakruta	Rear window	3	2) CH – 52789	1060
		1	–	–	–	1203170-4	Bakruta	Rear window	3	2). CH 52790 –.	1080
										(687706).	1100

2. Ofärgat glas. Clear glass. Verre non coloré. Klarglas. Christal incoloro.
3. Färgat glas. Tinted glass. Verre coloré. Gefärbtes Glas. Cristal de color.
8. Monteras i samband med vindruta fastsatt med gummilist. Fitted in conjunction with windscreen attached with rubber moulding. A monter avec pare–brise fixé par joint caoutchouc. Ist zusammen mit der mit Gummileiste engebauten Windschutzscheibe zu montieren. Se monta en conexión con parabrisas fijados con listones de goma.
9. Monteras i samband med limmad vindruta. Fitted in conjunction with bonded windscreen. A monter avec pare–brise fixé à la colle. Ist zusammen mit der beklebten Windschutzscheibe zu montieren. Se monta en conexión con parabrisas encolados.

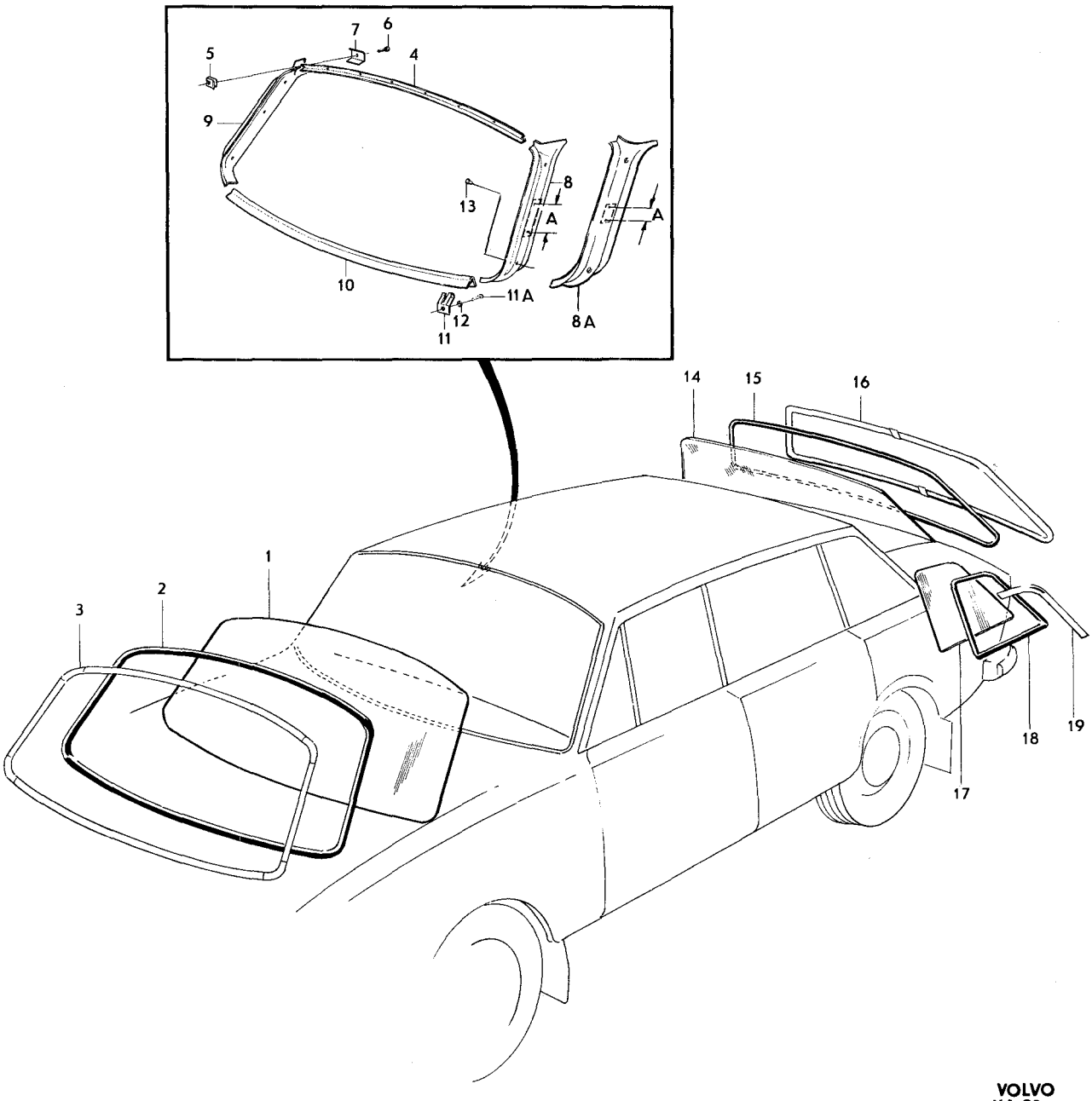

VOLVO
KA 92 17

Sida 62 Page | Grupp 8 Group | Vindruta, bakruta, bakre sidoruta | Windscreen, rear window, rear quarter window | Illustration 9217 | 0700

1975-12

Pos. Fig.	Antal/Quantity				Detalj nr Part No	Benämning	Description	Sats Kit	Anmärkning Notes	
	1	–	–	–	680286-2	Bakruta	Rear window	3	3) CH – 52789	1120
	1	–	–	–	1203171-2	Bakruta	Rear window	3	3). CH 52790–.	1140
									(687708).	1160
15	1	–	–	–	1203230-6	Tätningslist	Seal moulding		(686859)	1180
16	–	–	–	–		Prydnadslist	Trim moulding		SE SIDA 84, 3-D17	1200
17	1	–	–	–	1203172-0	Sidoruta, V	Rear quarter window, L	3	2) (676038).	1220
	1	–	–	–	1203174-6	Sidoruta, V	Rear quarter window, L	3	3) (679500).	1240
	1	–	–	–	1203173-8	Sidoruta, H	Rear quarter window, R	3	2) (676039).	1260
	1	–	–	–	1203175-3	Sidoruta, H	Rear quarter window, R	3	3) (679501).	1280
18	1	–	–	–	676036-7	Tätningslist, V	Seal moulding, L	3	CH – 102949.	1300
	1	–	–	–	1213474-8	Tätningslist, V	Seal moulding, L	3	CH 102950–.	1320
	1	–	–	–	676037-5	Tätningslist, H	Seal moulding, R	3	CH – 102949.	1340
	1	–	–	–	1213475-5	Tätningslist, H	Seal moulding, R	3	CH 102950–.	1360
19	–	–	–	–		Prydnadslist	Trim moulding		SE SIDA 84, 3-D17	1380

2. Ofärgat glas. Clear glass. Verre non coloré. Klarglas. Christal incoloro.
3. Färgat glas. Tinted glass. Verre coloré. Gefärbtes Glas. Cristal de color.

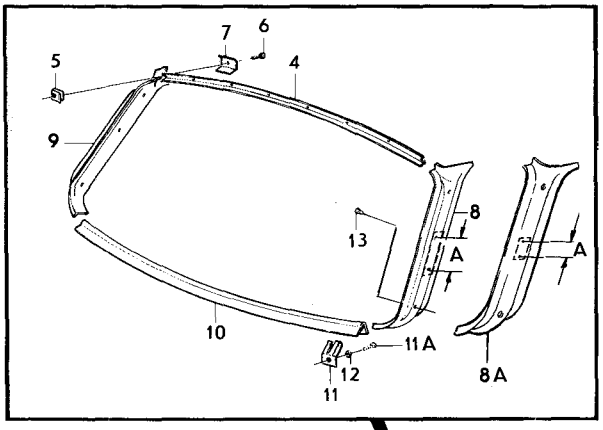

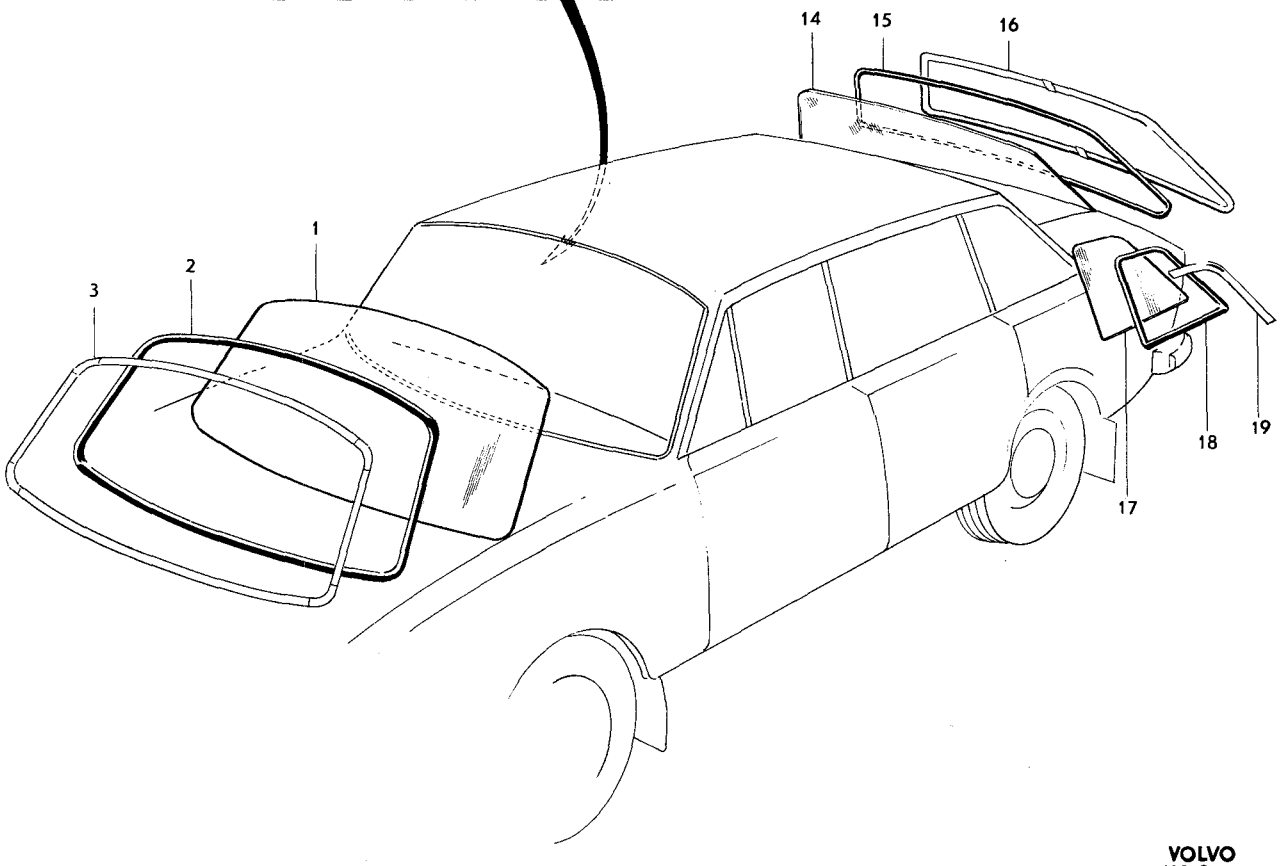

VOLVO
KA 9217

Sida 64 Page | Grupp 8 Group | Instrumentbräda CH–74449 | Instrument panel CH–74449 | Illustration 10520 | 0750 | 1975-12

Pos. Fig.	Antal/Quantity				Detalj nr Part No	Benämning	Description	Sats Kit	Anmärkning Notes	
1	1	–	–	–	680753-1	Instrumentbräda	Instrument panel	4	VST	1010
	1	–	–	–	680754-9	Instrumentbräda	Instrument panel	4	HST	1020
2	2	–	–	–	955523-6	Skruv	Screw	0		1030
	2	–	–	–	941907-8	Fjädrande bricka	Resilient washer	0		1050
3	7	–	–	–	955139-1	Skruv	Screw	0		1060
4	7	–	–	–	192290-5	Bricka	Washer	0		1070
5	1	–	–	–	680953-7	Panel	Panel	3	VST	1080
	1	–	–	–	680955-2	Panel	Panel	3	HST	1090
6	1	–	–	–	677598-5	Prydnadslist	Trim moulding	3		1100
	ERF	–	–	–	682529-3	Tejp	Tape	3	6)	1110
7	1	–	–	–	685955-7	Panel	Panel	3	VST B30A	1130
	1	–	–	–	685953-2	Panel	Panel	3	VST B30E	1[illegible]
	1	–	–	–	680952-9	Panel	Panel	3	CH HST –52789	1[illegible]
	1	–	–	–	685956-5	Panel	Panel	3	HST B30A, CH 52790–	1160
	1	–	–	–	685954-0	Panel	Panel	3	HST B30E	1[illegible]
8	1	–	–	–	677603-3	Prydnadslist	Trim moulding	3		1[illegible]
	ERF	–	–	–	682529-3	Tejp	Tape	3	6)	1190
9	1	–	–	–	680759-8	Stoppning	Upholstery	3	VST	1[illegible]
	1	–	–	–	680760-6	Stoppning	Upholstery	3	HST	1[illegible]
x 9a	1	–	–	–	281136-2	Täckplåt, radiouttag	Cover plate, radio recess		7)	1220
	ERF	–	–	–	682529-3	Tejp	Tape	3	6)	1[illegible]
	1	–	–	–	682190-4	Täckplåt, stereouttag	Cover plate, stereo recess		7)	1[illegible] 1250
	2	–	–	–	665791-0	Fästbygel	Anchorage brace		7)	1260
	1	–	–	–	684417-9	Fäste	Anchorage		7)	1270
10	2	–	–	–	940092-0	Mutter	Nut	0		1280
10a	2	–	–	–	941905-2	Fjädrande bricka	Resilient washer	0		1290
11	1	–	–	–	685567-0	Panel	Panel		VST	1320
									(683370)	1321
	1	–	–	–	677891-4	Panel	Panel		HST CH –2844	1330
	1	–	–	–	682787-7	Panel	Panel		HST CH 2845–52789	1340
	1	–	–	–	685569-6	Panel	Panel		HST CH 52790–	1350
12	8	–	–	–	677478-0	Clips	Clip	3		1360
13	1	–	–	–	677472-3	Lucka	Lid		CH –52789	1370
x 13a	1	–	–	–	1221239-5	Panel	Panel		EXCL USA, CAN CH 52790–.	1380 1385
	1	–	–	–	1221179-3	Panel	Panel		USA, CAN CH 52790–	1390
									(685945)	1391
13b	1	–	–	–	685767-6	•Panel	•Panel		USA, CAN CH 52790–	1[illegible]
13c	4	–	–	–	1210286-9	•Rörclips	•Tubular clip		USA, CAN CH 52790–	1[illegible]
13d	2	–	–	–	955139-1	Skruv	Screw	0		1420
13e	2	–	–	–	120405-6	Fjädermutter	Spring nut	0		1[illegible]
13f	2	–	–	–	685763-5	Vridclips	Turn fix			1[illegible]
13g	–	–	–	–	685834-4	Lock	Cover		SPEC UTF 5426	1450
14	1	–	–	–	677153-9	Handtag	Handle	3		1[illegible]
15	2	–	–	–	940145-6	Mutter	Nut	0		1[illegible]
16	2	–	–	–	192461-2	Bricka	Washer	0		1480
17	2	–	–	–	941905-2	Fjäderbricka	Spring washer	0		1[illegible]
18	1	–	–	–	683556-5	Handskfack	Glowe box		(677180)	1[illegible]
18a	2	–	–	–	683669-6	Stöd	Support		CH 12200–	1510
19	1	–	–	–	677182-8	Konsol	Bracket		CH –12199	1520
	1	–	–	–	683553-2	Konsol	Bracket		CH 12200–	1530
19a	2	–	–	–	950055-4	Skruv	Screw	0		1540
20	1	–	–	–	677261-0	Konsol	Bracket		VST	1550
	–	–	–	–		Konsol	Bracket	8	HST	1560
21	4	–	–	–	955523-6	Skruv	Screw	0		1570
22	4	–	–	–	955894-1	Bricka	Washer	0		1580
23	4	–	–	–	955921-2	Fjäderbricka	Spring washer	0		1590
24	2	–	–	–	955512-9	Skruv	Screw	0		1600

6. Levereras i rullar om 5,5 m.
7. Ej standardutrustning. Säljes som tillbehör. Non–standard equipment. Marked as accessory. Pas en équipement standard. Vendu comme accessoire. Nicht serienmässig, wird als Zubehör verkauft. No equipo standard. Se vende como accesorio.

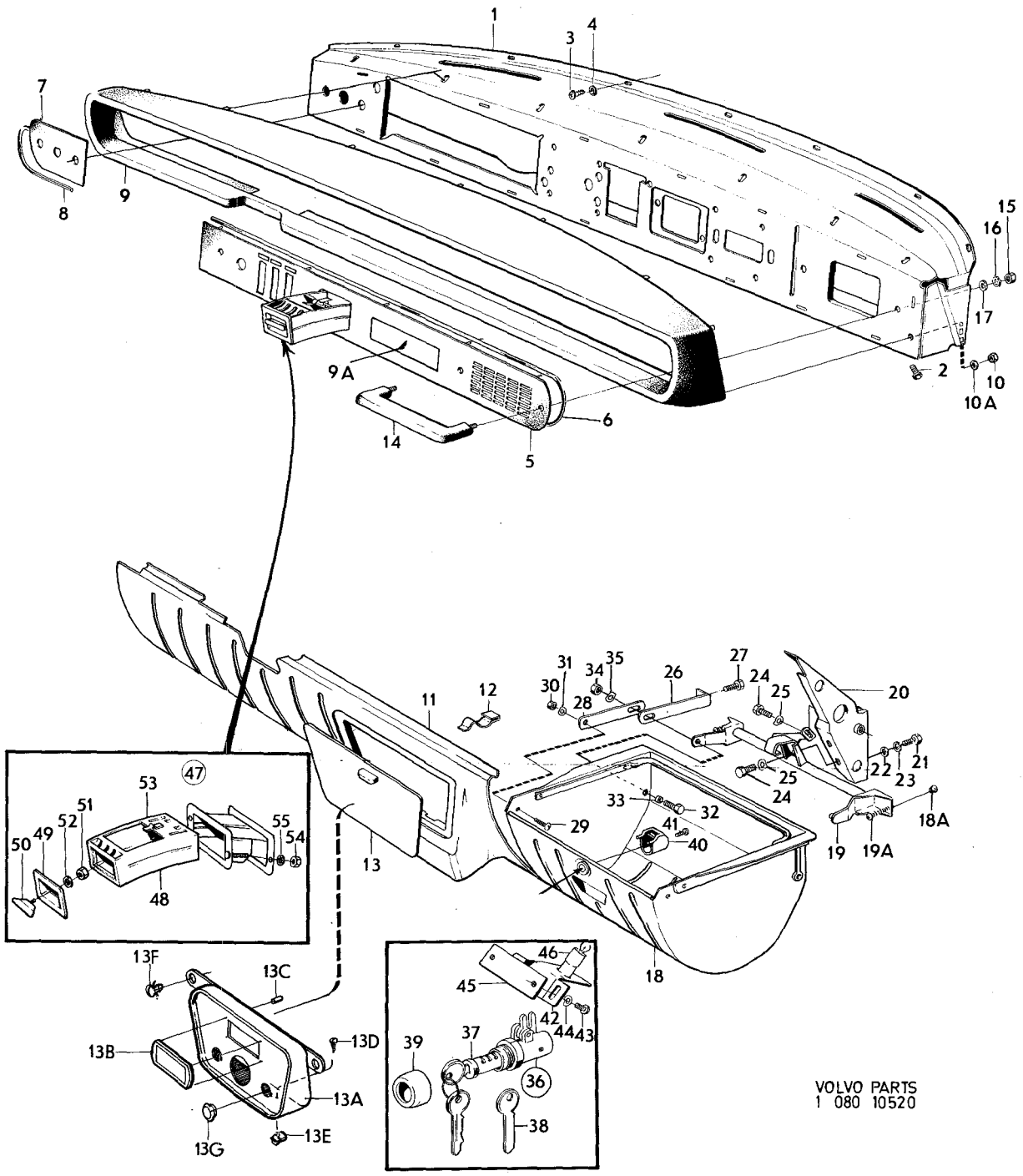

VOLVO PARTS
1 080 10520

Sida 66 Page | Grupp 8 Group | Instrumentbräda CH–74449 | Instrument panel CH–74449 | Illustration 10520 | 1975-12 | 0750

Pos. Fig.	Antal/Quantity				Detalj nr Part No	Benämning	Description	Sats Kit	Anmärkning Notes	
25	2	–	–	–	941906-0	Fjädrande bricka	Resilient washer	0	DI 6,4	2010
	1	–	–	–	941907-8	Fjädrande bricka	Resilient washer	0	DI 8,4 HST	2020
26	1	–	–	–	679030-7	Stag	Stay		VST CH –12199	2030
	1	–	–	–	680200-3	Stag	Stay		HST CH –12199	2040
	1	–	–	–	683670-4	Stöd	Support		HST CH 12200–	2050
27	1	–	–	–	955523-6	Skruv	Screw	0		2060
28	1	–	–	–	678176-9	Stag	Stay			2070
29	1	–	–	–	950045-5	Skruv	Screw	0		2080
30	1	–	–	–	955825-5	Mutter	Nut	0		2090
31	1	–	–	–	941906-0	Fjädrande bricka	Resilient washer	0		2100
32	2	–	–	–	942565-3	Skruv	Screw	0		2110
33	2	–	–	–	678168-6	Gummibussning	Rubber bushing			21
34	1	–	–	–	955825-5	Mutter	Nut	0		21
35	1	–	–	–	941906-0	Fjädrande bricka	Resilient washer	0		2140
36	1	–	–	–	679002-6	Lås	Lock	3		21
37	1	–	–	–	679003-4	•Låscylinder med två nycklar	•Lock cylinder with two keys	2	1)	21 2170
38	ERF	–	–	–	671319-2	Nyckel, kodbeteckning FS ... ämne	Key, code designation FS ... blank			21 21
39	1	–	–	–	678279-1	Låsring	Circlip			2200
40	1	–	–	–	678167-8	Kåpa	Casing			22
41	1	–	–	–	950007-5	Skruv	Screw	0		22
42	1	–	–	–	683769-4	Hållare	Retainer		(677989)	2230
43	2	–	–	–	950020-8	Skruv	Screw	0		2240
44	2	–	–	–	941905-2	Fjädrande bricka	Resilient washer	0		2250
45	1	–	–	–	678688-3	Mutterplatta	Nut plate			2260
46	–	–	–	–		Handskfacksbelysning	Glowe box illumination		SE GRUPP 3	2270
47	1	–	–	–	683666-2	Askkopp	Ash–tray	3	VST CH –13132	2280
									HST CH –13708	2290
	1	–	–	–	684434-4	Askkopp	Ash–tray	3	VST CH 13133–	2300
									HST CH 13709–	2310
48	1	–	–	–	683665-4	•Låda	•Box			2320
49	–	–	–	–		••Frontplåt	••Front plate	8		2330
50	–	–	–	–		••Handtag	••Handle	8		2340
51	1	–	–	–	955778-6	••Mutter	••Nut	0		2350
52	1	–	–	–	955915-4	••Fjädrande bricka	••Resilient washer	0		2360
53	1	–	–	–	677204-0	••Fjäder	••Spring			2370
54	2	–	–	–	940119-1	Mutter	Nut	0	TID UTF	2380
55	2	–	–	–	951691-5	Låsbricka	Lock washer	0	TID UTF	23
	2	–	–	–	943949-8	Skruv	Screw	0	SEN UTF	24
	2	–	–	–	940119-1	Mutter	Nut	0	SEN UTF	2410
	2	–	–	–	960136-0	Bricka	Washer	0	SEN UTF	24

1. Låscylindersats bestående av 4 st låscylindrar (dörr V och H, baklucka samt handskfack) med 2 st gemensamma nycklar beställes under det nr 676608–3. Lock cylinder kit consisting of 4 lock cylinders (left and right doors, luggage compartment and glove box) with two common keys has Kit No. 676608–3. Le jeu de cylindres de fermeture se compose de 4 cylindres de fermeture (porte G et D, porte de coffre à bagages et boi te à gants) ayant 2 clés communes. Ces cylindres de fermeture sont commandés le no de dét. 676608–3. Des Schlosszylindersatz besteht aus 4 Schlosszylindern (Tür links und rechts, Kofferaumdeckel sowie Handschuhkasten) mit 2 gemeinsamen Schlüsseln sind unter der Ersatzteilnummer 676608–3 zu bestellen. El juego, del cilindro de carradura se compone de 4 cilindros de carradura (puertas izq. y der., tapa baúl y guantera), con 2 llaves comunes. Se solicita bajo el número de detalle 676608–3.

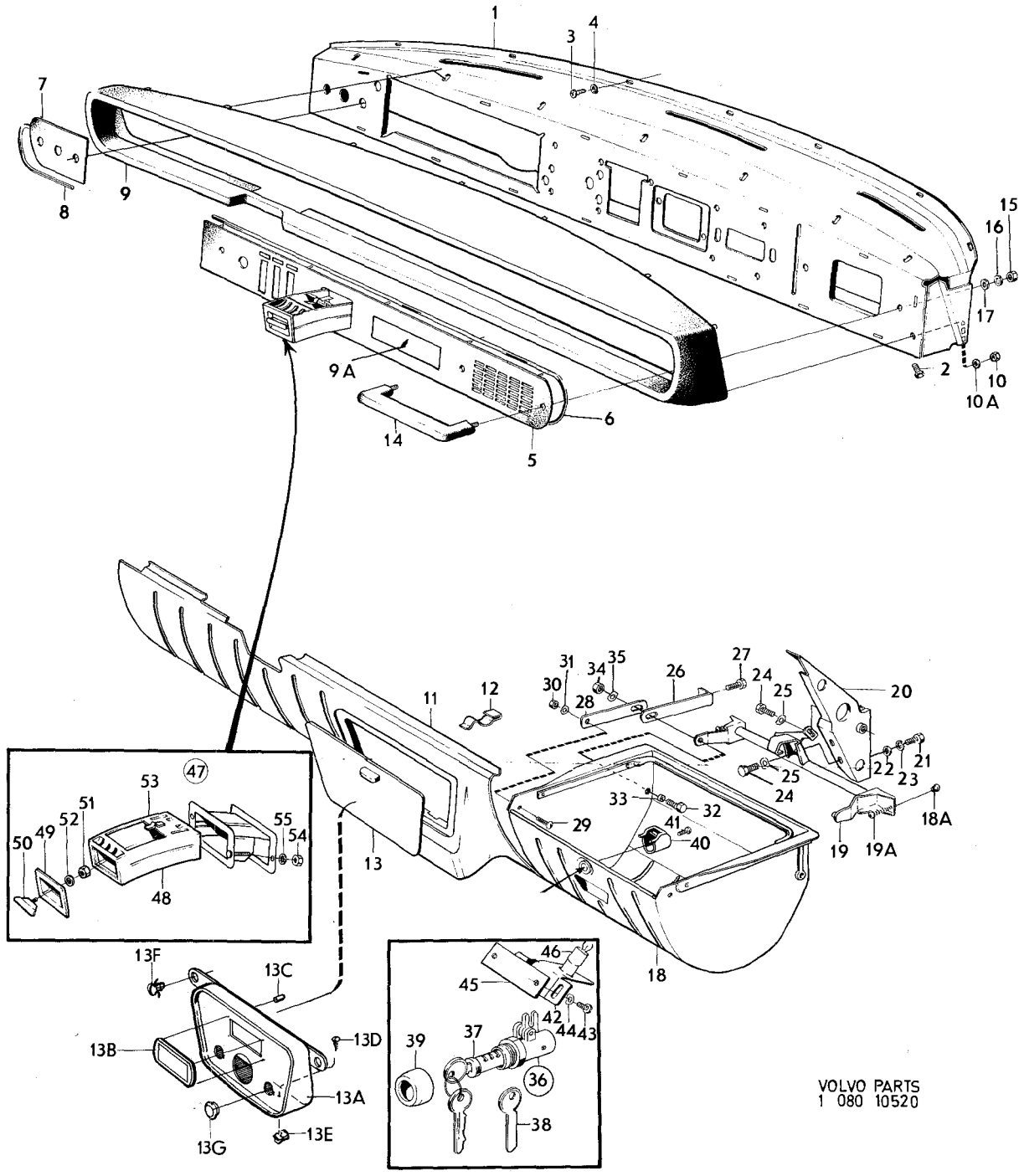

VOLVO PARTS
1 080 10520

Sida 68 Page | Grupp 8 Group | Instrumentbräda CH 74450–132566. | Instrument panel CH 74450–132566. | Illustration 12124 | 1975-12 | 0800

Pos. Fig.	Antal/Quantity				Detalj nr Part No	Benämning	Description	Sats Kit	Anmärkning Notes	
	–	–	–	–		Instrumentbräda	Instrument panel	8		1010
1	1	–	–	–	685771-8	•Stoppning, övre	•Upholstery, upper		VST	1020
	1	–	–	–	685772-6	•Stoppning, övre	•Upholstery, upper		HST	1030
2	1	–	–	–	685779-1	•Stoppning, nedre, V	•Upholstery, lower, L		VST	1040
	1	–	–	–	685780-9	•Stoppning, nedre, H	•Upholstery, lower, R		HST	1050
3	1	–	–	–	685784-1	•Stoppning, nedre, H	•Upholstery, lower, R		VST	1060
	1	–	–	–	685783-3	•Stoppning, nedre, V	•Upholstery, lower, L		HST	1070
4	1	–	–	–	685914-4	•Balk, V	•Member, L		VST	1080
	1	–	–	–	1210644-9	•Balk, H	•Member, R		HST	1090
5	1	–	–	–	685907-8	•Balk, mittendel	•Member, centre section			1100
6	1	–	–	–	685902-9	•Balk, H	•Member, R		VST	1110
	1	–	–	–	1214163-6	•Balk, V	•Member, L		HST	1120
7	1	–	–	–	1210660-5	•Livplåt, instrumentdel	•Web plate, instrument section		ERS AV 1ST 1214709–6, 1ST 1214707–0. VST CH–91128.	1130 1135 1140
	1	–	–	–	1215124-7	•Livplåt, instrumentdel	•Web plate, instrument section		VST CH 91129–102949. (1214709).	1142 1143
	1	–	–	–	1215124-7	•Livplåt, instrumentdel	•Web plate, instrument section		VST CH 102950–.	1146
	1	–	–	–	1215125-4	•Livplåt, instrumentdel	•Web plate, instrument section		HST (1214710)	1166 1167
7a	4	–	–	–	1210286-9	••Clips	••Clip			1168
8	1	–	–	–	1214653-6	•Livplåt, mittendel	•Web plate centre section		VST CH–91128. (1210668).	1170 1180
	1	–	–	–	1214653-6	•Livplåt, mittendel	•Web plate, centre section		VST CH 91129–.	1182 1183
	1	–	–	–	1210669-6	•Livplåt, mittendel	•Web plate, centre section		HST CH –92853.	1190 1200
	1	–	–	–	1214654-4	•Livplåt, mittendel	•Web plate, centre section		HST CH 92854–.	1202 1203
8a	8	–	–	–	1210286-9	••Clips	••Clip			1205
	1	–	–	–	1215126-2	•Livplåt, handskfackdel	•Web plate, glove box section		VST	1226 1227
	1	–	–	–	1210665-4	•Livplåt, handskfackdel	•Web plate, glove box section		HST CH –92853.	1230 1240
	1	–	–	–	1215127-0	•Livplåt, handskfackdel	•Web plate, glove box section		HST CH 92854– (1214712)	1246 1247
10	4	–	–	–	1210286-9	••Clips	••Clip			1249
11	4	–	–	–	684223-1	••Ventil	••Valve			1250
12	8	–	–	–	950020-8	••Skruv	••Screw		CH –91128.	1260
	8	–	–	–	946479-3	••Skruv	••Screw		CH 91129–.	1270
13	17	–	–	–	950044-8	•Skruv	•Screw			1280
14	1	–	–	–	950018-2	•Skruv	•Screw		CH –91128	1290
	1	–	–	–	946479-3	•Skruv	•Screw		CH 91129–	1295
15	2	–	–	–	941739-5	•Skruv	•Screw			1300
16	2	–	–	–	945805-0	•Fjädermutter	•Spring nut			1310
17	1	–	–	–	1211445-0	Konsol, V	Bracket, L			1320
	1	–	–	–	1211446-8	Konsol, H	Bracket, R			1330
18	4	–	–	–	940113-4	Skruv	Screw			1340
19	4	–	–	–	941907-8	Fjädrande bricka	Resilient washer			1350
20	4	–	–	–	950045-5	Skruv	Screw			1360
21	1	–	–	–	684502-8	Instrumentbräda, främre del	Instrument panel forward section			2010 2020
22	3	–	–	–	686301-3	Bussning	Bushing			2030
23	8	–	–	–	950045-5	Skruv	Screw			2040
24	1	–	–	–	1214223-8	Tätningslist	Seal moulding			2050
25	1	–	–	–	1214258-4	Hörnklots, V	Corner block, L		VST	2060
	1	–	–	–	1214259-2	Hörnklots, H	Corner block, R		HST	2070
26	1	–	–	–	1214257-6	Hörnklots, H	Corner block, R		VST	2080
	1	–	–	–	1214256-8	Hörnklots, V	Corner block, L		HST	2090
27	1	–	–	–	1214255-0	Mellanklots	Centre block			2100
28	1	–	–	–	1210681-1	Bussning	Bushing		B30E, B30F	2110
	2	–	–	–	1210681-1	Bussning	Bushing		B30A	2120

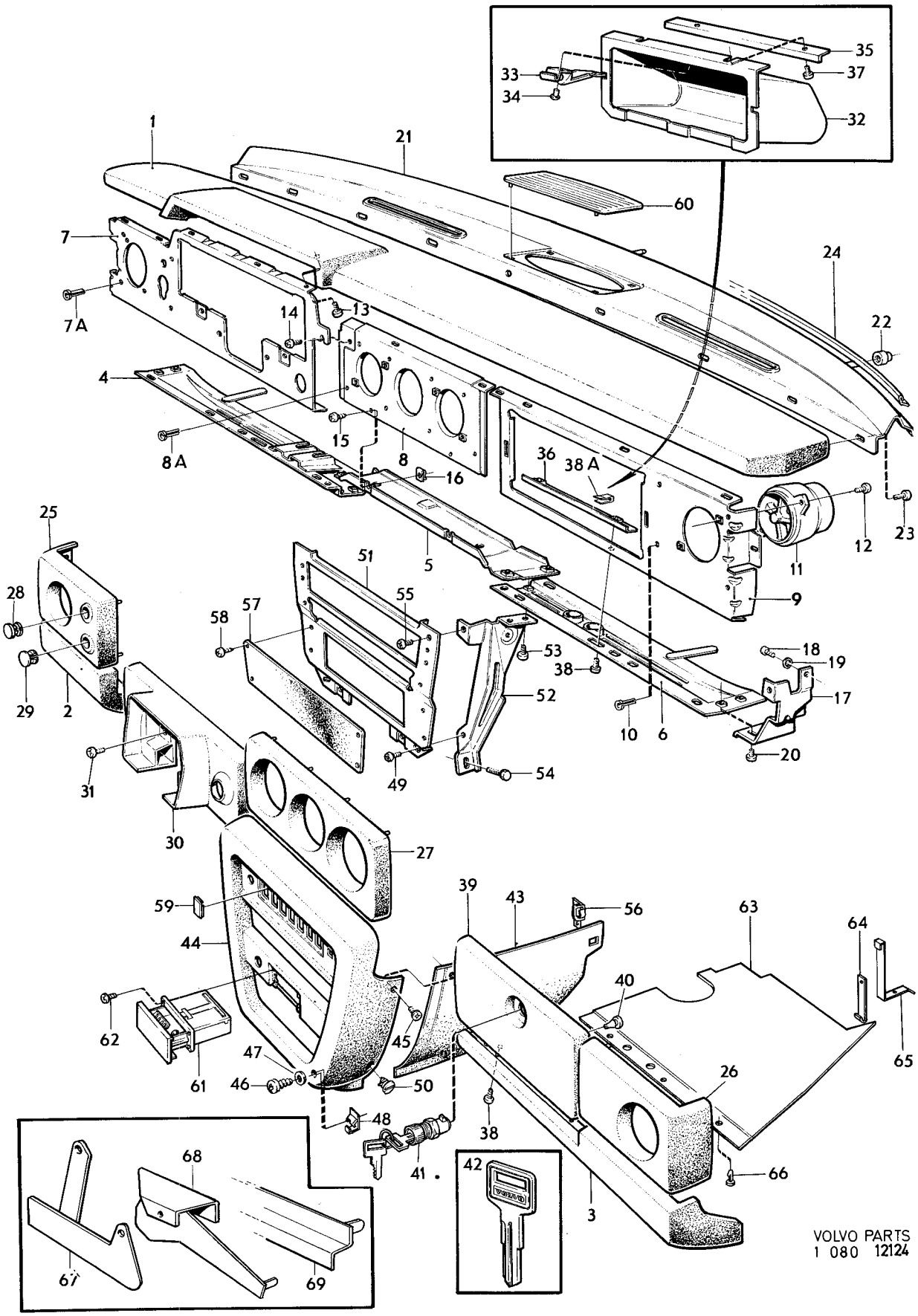

VOLVO PARTS
1 080 12124

Sida 70 Page | Grupp 8 Group | Instrumentbräda CH 74450–132566. | Instrument panel CH 74450–132566. | Illustration 12124 1975-12 | 0800

Pos. Fig.	Antal/Quantity				Detalj nr Part No	Benämning	Description	Sats Kit	Anmärkning Notes	
29	1	–	–	–	1215584-2	Propp	Plug		B30E, B30F	2130
									(1214264)	2131
30	1	–	–	–	685801-3	Bygelklots	Brace block		VST CH –91128	2140
	1	–	–	–	1214707-0	Bygelklots	Brace block		VST CH 91129–	2150
31	2	–	–	–	950044-8	Skruv	Screw		HST. VST CH –91128.	2160
	2	–	–	–	946496-7	Skruv	Screw		VST CH 91129–	2170
	1	–	–	–	1210650-6	Handsfack, kmpl	Glove box, cpl		VST	2180
	1	–	–	–	1214461-4	Handskfack, kmpl	Glove box, cpl		HST	2190
32	1	–	–	–		•Handsfack	•Glove box	8		2200
33	1	–	–	–		•Kontaktbleck	•Contact fitting	8		2210
34	2	–	–	–		•Nit	•Rivet	8		2220
35	1	–	–	–		•Förstyvning	•Stiffener	8		2230
36	1	–	–	–	1210651-4	Förstyvning	Stiffener		CH–125971.	2240
37	2	–	–	–	950045-5	Skruv	Screw			2250
38	2	–	–	–	950046-3	Skruv	Screw			2260
38a	1	–	–	–	192366-3	Hållare	Retainer		CH–125971.	2270
	2	–	–	–	941975-5	Fjädermutter	Spring nut		CH 125972–.	2275
39	1	–	–	–	1214263-4	Handskfacklucka	Lid			2280
40	2	–	–	–	1210673-8	•Buffert	•Cuchion			2290
41	1	–	–	–	1213238-7	Lås med två nycklar	Lock with two keys		21)	2300
42	ERF	–	–	–	1213202-3	Nyckel, ämne	Key, blank			2310
43	1	–	–	–	1215521-4	Lucka, V	Lid, L		(1214212).	2330
	1	–	–	–	1215522-2	Lucka, H	Lid, R		(1214213).	2340
44	1	–	–	–	685850-0	Reglagepanel	Panel			2350
45	2	–	–	–	945525-4	Skruv	Screw			2360
46	2	–	–	–	958238-8	Skruv	Screw			2370
47	2	–	–	–	955892-5	Bricka	Washer			2380
48	2	–	–	–	120401-5	Fjädermutter	Spring nut			2390
49	2	–	–	–	950045-5	Skruv	Screw			2400
50	2	–	–	–	685763-5	Clips	Clip			2410
51	1	–	–	–	1215365-6	Frontplåt	Front plate		(1210684).	2420
52	1	–	–	–	1210678-7	Stöd, V	Support, L			2430
	1	–	–	–	1210679-5	Stöd, H	Support, R			2440
53	2	–	–	–	950045-5	Skruv	Screw			2450
54	2	–	–	–	944926-5	Skruv	Screw			2460
55	2	–	–	–	950045-5	Skruv	Screw			2470
56	1	–	–	–	685957-3	Konsol, V	Bracket, L			2480
	1	–	–	–	685958-1	Konsol, H	Bracket, R			2490
57	1	–	–	–	1210686-0	Täckpanel	Panel			2500
58	4	–	–	–	955126-8	Skruv	Screw			2510
59	ERF	–	–	–	1210690-2	Lock	Cover			2520
60	1	–	–	–	1214061-2	Högtalargaller	Loudspeaker grille			2530
61	1	–	–	–	1210687-8	Askkopp	Ash–tray			2540
62	4	–	–	–	955154-0	Skruv	Screw			2550
63	1	–	–	–	1203215-7	Panel, V	Panel, L		VST CH 94585–102949.	2560
									ERS AV 1 ST 1203607–5,	2562
									1 ST 1203560–6.	2564
	1	–	–	–	1203607-5	Panel, V	Panel, L		VST CH 102950–	2566
	1	–	–	–	1213652-9	Panel, V	Panel, L		HST CH 94585–102949.	2570
									ERS AV 1 ST 1203609–1,	2572
									1 ST 1203560–6.	2574
	1	–	–	–	1203609-1	Panel, V	Panel, L		HST CH 102950–	2576

21. Låscylindersats bestående av 4 st låscylindrar (dörr V och H, baklucka samt handskfack) med 2 st gemensamma nycklar beställes under det nr 1213540. Lock cylinder kit concisting of 4 lock cylinders (left and right doors, luggage compartment and glove box) with two common keys has Kit No. 1213540. Le jeu de cylindres de fermeture se compose de 4 cylindres de fermeture (porte G et D, porte de coffre à bagages et boîte à gants) ayant 2 clés communes. Ces cylindres de fermeture sont commandés sous le no de dét. 1213540. Des Schlosszylindersatz besteht aus 4 Schlosszylindern (Tür links und rechts, Kofferraumdecke sowie Handschuhkasten) mit 2 gemeinsammen Schüsseln sind unter der Ersatzteilnummer 1213540 zu bestellen. El juego del cilindro de carradura se compone de 4 cilindros de carradura (puertas izq. y der., tapa baúl y guantera), con 2 llaves comunes. Se solicita bajo el número de detalle 1213540.

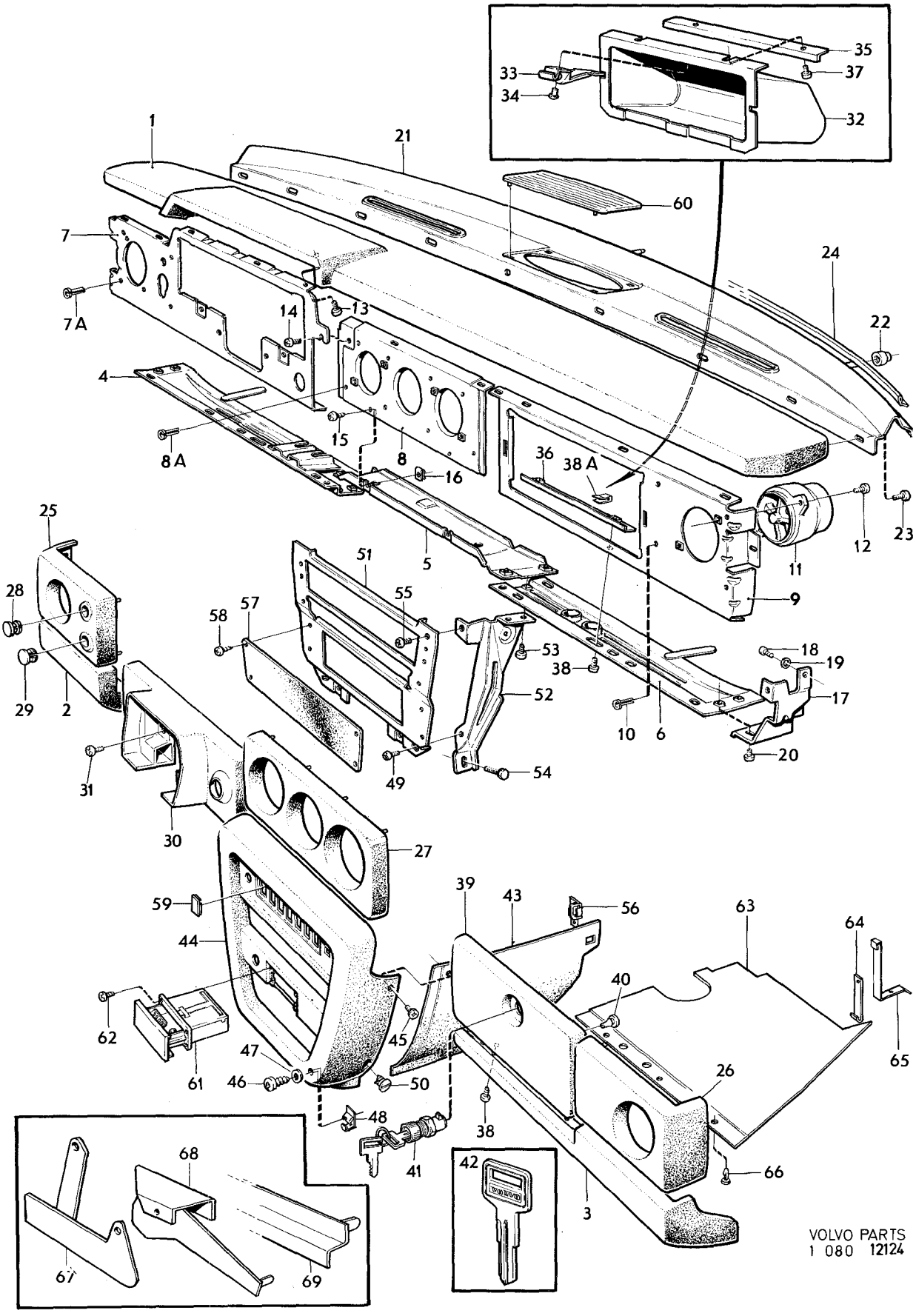

VOLVO PARTS
1 080 12124

Sida	Grupp	Instrumentbräda	Instrument panel	Illustration 12124	0800
72	8	CH 74450–132566.	CH 74450–132566.		
Page	Group			1975-12	

Pos. Fig.	Antal/Quantity				Detalj nr Part No	Benämning	Description	Sats Kit	Anmärkning Notes	
	1	–	–	–	1213651-1	Panel, H	Panel, R		VST CH 94585–102949.	2580
									ERS AV 1 ST 1203608–3,	2582
									1 ST 1203564–8.	2584
	1	–	–	–	1203608-3	Panel, H	Panel, R		VST CH 102950–	2586
	1	–	–	–	1213653-7	Panel, H	Panel, R		HST CH 94585–102949.	2590
									ERS AV 1 ST 1203610–9,	2592
									1 ST 1203565–5.	2594
	1	–	–	–	1203610-9	Panel, H	Panel, R		HST CH 102950–	2596
64	1	–	–	–	1203211-6	Fäste, V	Anchorage, L		VST CH 94585–102949.	2600
	1	–	–	–	1203214-0	Fäste, H	Anchorage, R		HST CH 94585–102949.	2610
65	1	–	–	–	1203213-2	Vikbleck, V	Tab sheet metal, L		HST CH 94585–102949.	2620
x 66	6	–	–	–	948185-4	Clips	Clip		CH 94585–102949.	[illegible]
	6	–	–	–	1203602-6	Clips	Clip		CH 102950–.	2640
67	1	–	–	–	1203786-7	Fäste, V	Anchorage, L		CH 102950–. (1203560)	2650
68	1	–	–	–	1203564-8	Fäste, H	Anchorage, R		VST CH 102950–.	[illegible]
69	1	–	–	–	1203565-5	Fäste, H	Anchorage, R		HST CH 102950–.	2670

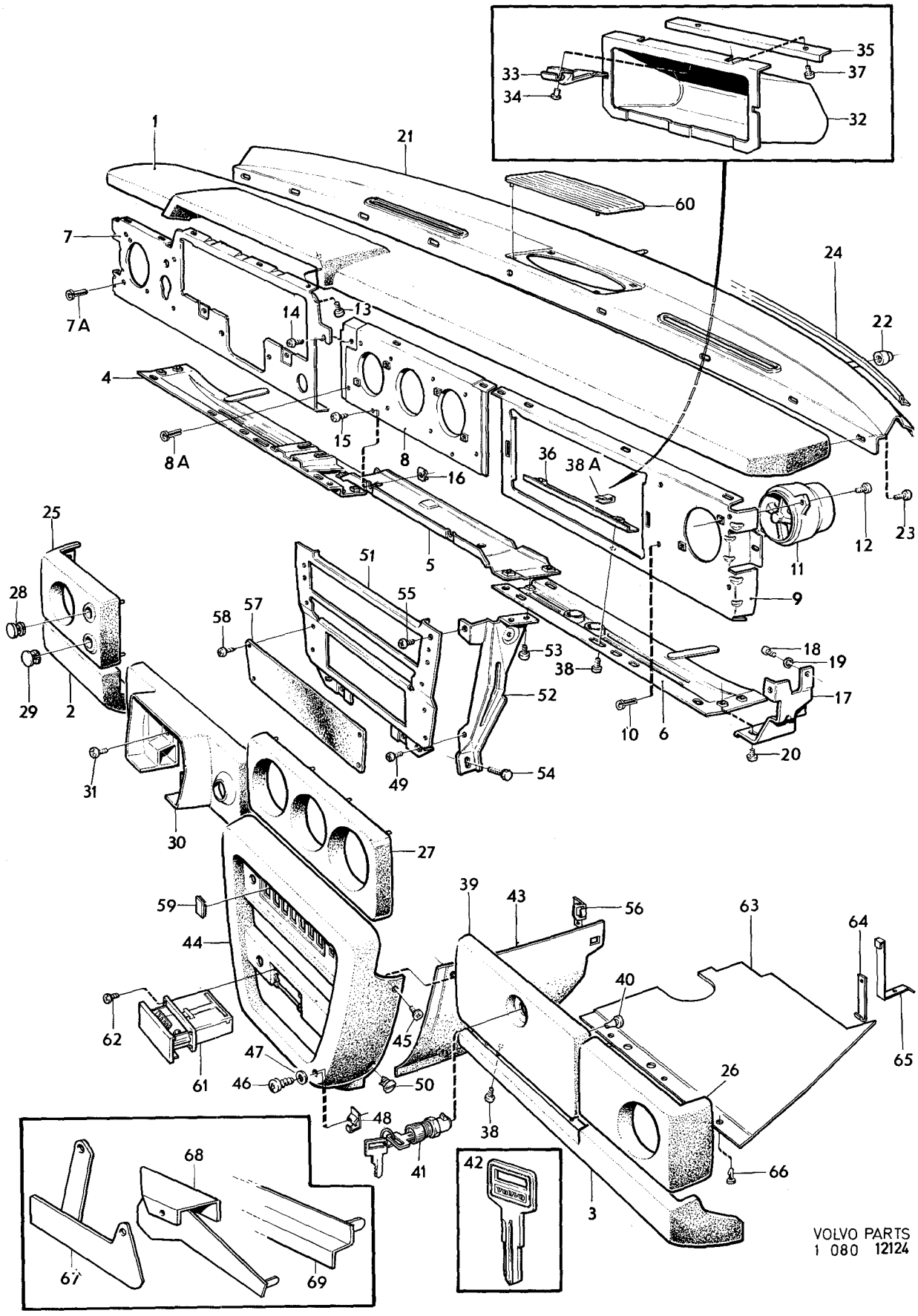

VOLVO PARTS
1 080 12124

Sida 74 Page | Grupp 8 Group | Instrumentbräda CH 132567–. | Instrument panel CH 132567–. | Illustration 13134 | 0825 | 1975-12

Pos. Fig.	Antal/Quantity				Detalj nr Part No	Benämning	Description	Sats Kit	Anmärkning Notes	
1	1	–	–	–	1215234-4	Stoppning, övre	Upholstery, upper			0020
2	1	–	–	–	685779-1	Stoppning, nedre	Upholstery, lower			0040
3	1	–	–	–	685784-1	Stoppning, nedre	Upholstery, lower			0060
4	1	–	–	–	1215236-9	Balk, V	Member, L			0080
5	1	–	–	–	1215240-1	Balk, mittendel	Member, centre section			0100
6	1	–	–	–	1215239-3	Balk, H	Member, R			0120
7	1	–	–	–	1215241-9	Livplåt, instrumentdel	Web plate instrument section			0140 0160
7a	4	–	–	–	1210286-9	•Clips	•Clip			0180
8	1	–	–	–	1214653-6	Livplåt, mittendel	Web plate centre section			0200 0220
8a	8	–	–	–	1210286-9	•Clips	•Clip			0
9	1	–	–	–	1215243-5	Livplåt, handsfackdel	Web plate glove box section			0 0280
10	4	–	–	–	1210286-9	•Clips	•Clip			0
11	4	–	–	–	684223-1	Ventil	Valve			0
12	8	–	–	–	946479-3	Skruv	Screw			0340
13	17	–	–	–	956090-5	Skruv	Screw			0
14	1	–	–	–	946479-3	Skruv	Screw			0
15	2	–	–	–	946479-3	Skruv	Screw			0400
16	2	–	–	–	945805-0	Fjädermutter	Spring nut			0
17	1	–	–	–	1215617-0	Konsol, V	Bracket, L		(1215230)	0
	1	–	–	–	1215618-8	Konsol, H	Bracket, R		(1215231)	0460
18	4	–	–	–	940113-4	Skruv	Screw			0480
19	4	–	–	–	941907-8	Fjädrande bricka	Resilient washer			0500
20	4	–	–	–	956092-1	Skruv	Screw			0520
21	1	–	–	–	684502-8	Instrumentbräda, främre del	Instrument panel forward section			0540 0560
22	3	–	–	–	686301-3	Bussning	Bushing			0580
23	8	–	–	–	950045-5	Skruv	Screw			0600
24	1	–	–	–	1214223-8	Tätningslist	Seal moulding			0620
25	1	–	–	–	1214258-4	Hörnklots, V	Corner block, L			0640
26	1	–	–	–	1214257-6	Hörnklots, H	Corner block, R			0660
27	1	–	–	–	1214255-0	Mellanklots	Centre block			0680
28	1	–	–	–	1210681-1	Bussning	Bushing			0700
29	1	–	–	–	1215584-2	Propp	Plug			0720
30	1	–	–	–	1214707-0	Bygelklots	Brace block			0740
31	2	–	–	–	946806-7	Skruv	Screw			0760
	1	–	–	–	1210650-6	Handskfack, kmpl	Glove box, cpl			0
32	1	–	–	–		•Handsfack	•Glove box	8		0
33	1	–	–	–		•Kontaktbleck	•Contact fitting	8		0820
34	2	–	–	–		•Nit	•Rivet	8		0
35	1	–	–	–		•Förstyvning	•Stiffener	8		0
36	2	–	–	–	956092-1	Skruv	Screw			0880
37	2	–	–	–	941975-5	Fjädermutter	Spring nut			0
38	2	–	–	–	956094-7	Skruv	Screw			0
39	1	–	–	–	1214263-4	Handskfacklucka	Lid			0940
40	2	–	–	–	1210673-8	•Buffert	•Cuchion			0
41	1	–	–	–	1213238-7	Lås med två nycklar	Lock with two keys		21).	0
42	ERF	–	–	–	1213202-3	Nyckel, ämne	Key, blank			1000
43	1	–	–	–	1215521-4	Lucka, V	Lid, L			1020
	1	–	–	–	1215522-2	Lucka, H	Lid, R			1040
44	1	–	–	–	685850-0	Reglagepanel	Panel			1060
45	2	–	–	–	956089-7	Skruv	Screw			1080

21. Låscylindersats bestående av 4 st låscylindrar (dörr V och H, baklucka samt handskfack) med 2 st gemensamma nycklar beställes under det nr 1213540. Lock cylinder kit concisting of 4 lock cylinders (left and right doors, luggage compartment and glove box) with two common keys has Kit No. 1213540. Le jeu de cylindres de fermeture se compose de 4 cylindres de fermeture (porte G et D, porte de coffre à bagages et boîte à gants) ayant 2 clés communes. Ces cylindres de fermeture sont commandés sous le no de dét. 1213540. Des Schlosszylindersatz besteht aus 4 Schlosszylindern (Tür links und rechts, Kofferraumdecke sowie Handschuhkasten) mit 2 gemeinsammen Schüsseln sind unter der Ersatzteilnummer 1213540 zu bestellen. El juego del cilindro de carradura se compone de 4 cilindros de carradura (puertas izq. y der., tapa baúl y guantera), con 2 llaves comunes. Se solicita bajo el número de detalle 1213540.

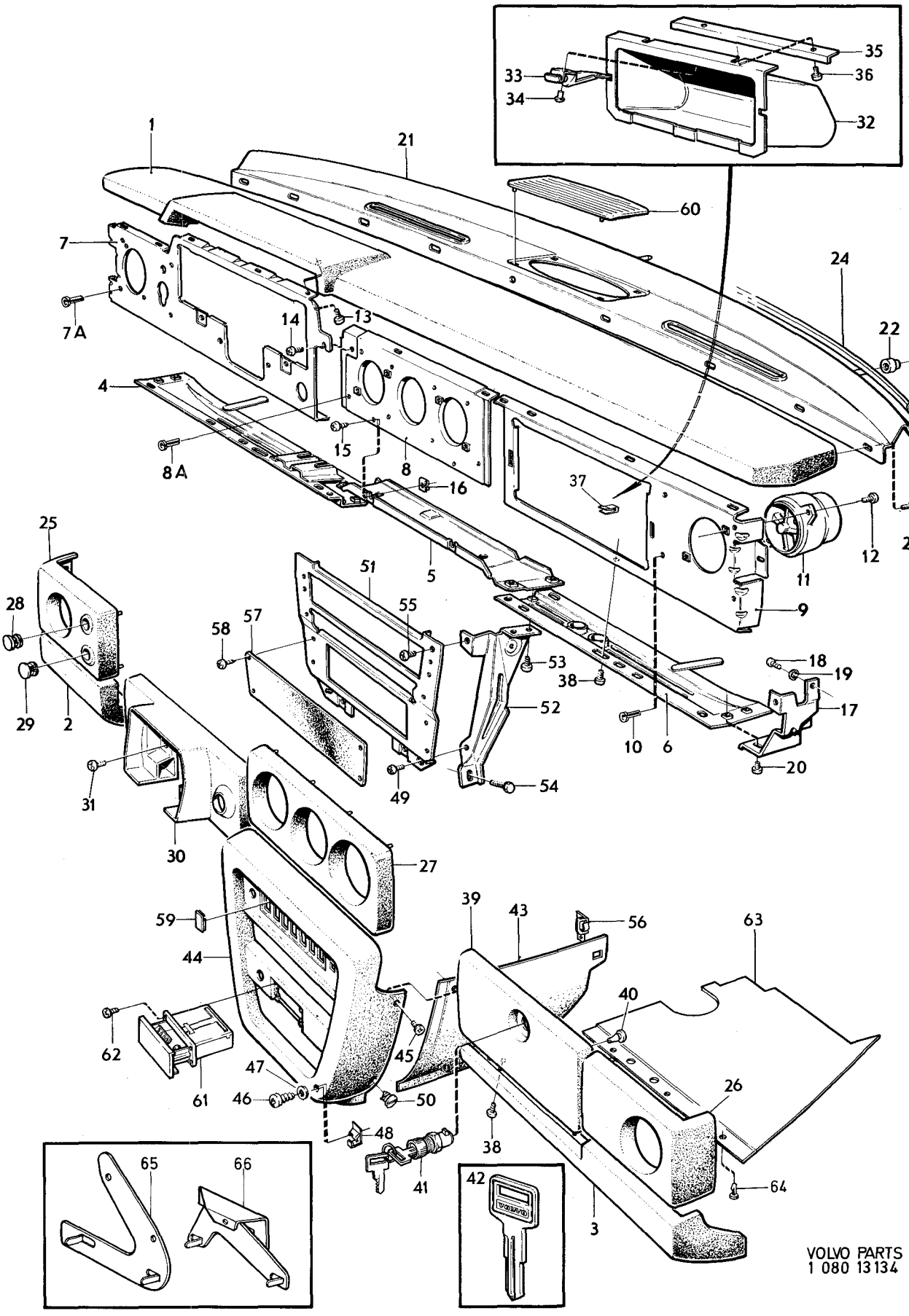

VOLVO PARTS
1 080 13134

Sida / Page	Grupp / Group	Instrumentbräda	Instrument panel	Illustration	
76	8	CH 132567–.	CH 132567–.	13134	0825
				1975-12	

Pos. Fig.	Antal/Quantity				Detalj nr Part No	Benämning	Description	Sats Kit	Anmärkning Notes	
46	2	–	–	–	958238-8	Skruv	Screw			1100
47	2	–	–	–	955892-5	Bricka	Washer			1120
48	2	–	–	–	120401-5	Fjädermutter	Spring nut			1140
49	2	–	–	–	956092-1	Skruv	Screw			1160
50	2	–	–	–	685763-5	Clips	Clip			1180
51	1	–	–	–	1215365-6	Frontplåt	Front plate			1200
52	1	–	–	–	1215227-8	Stöd, V	Support, L			1220
	1	–	–	–	1215228-6	Stöd, H	Support, R			1240
53	2	–	–	–	956092-1	Skruv	Screw			1260
54	2	–	–	–	944926-5	Skruv	Screw			1280
55	2	–	–	–	956092-1	Skruv	Screw			1300
56	1	–	–	–	1215165-0	Konsol, V	Bracket, L			1
	1	–	–	–	685958-1	Konsol, H	Bracket, R			1
57	1	–	–	–	1210686-0	Täckpanel	Panel			1360
58	4	–	–	–	955126-8	Skruv	Screw			1
59	ERF	–	–	–	1210690-2	Lock	Cover			1
60	1	–	–	–	1214061-2	Högtalargaller	Ludspeaker grille			1420
61	1	–	–	–	1210687-8	Askkopp	Ash–tray			1
62	4	–	–	–	955154-0	Skruv	Screw			1
63	1	–	–	–	1203607-5	Panel, V	Panel, L		CH –147651	1480
	1	–	–	–	1247728-7	Panel, V	Panel, L		CH 147652–	1
	1	–	–	–	1203956-6	Panel, H	Panel, R		CH –147651	1
	1	–	–	–	1247729-5	Panel, H	Panel, R		CH 147652–	1505
64	6	–	–	–	1203602-6	Clips	Clip			1520
65	1	–	–	–	1203786-7	Fäste, V	Anchorage, L			1540
66	1	–	–	–	1203564-8	Fäste, H	Anchorage, R		VST	1560
	1	–	–	–	1203565-5	Fäste, H	Anchorage, R		HST	1565

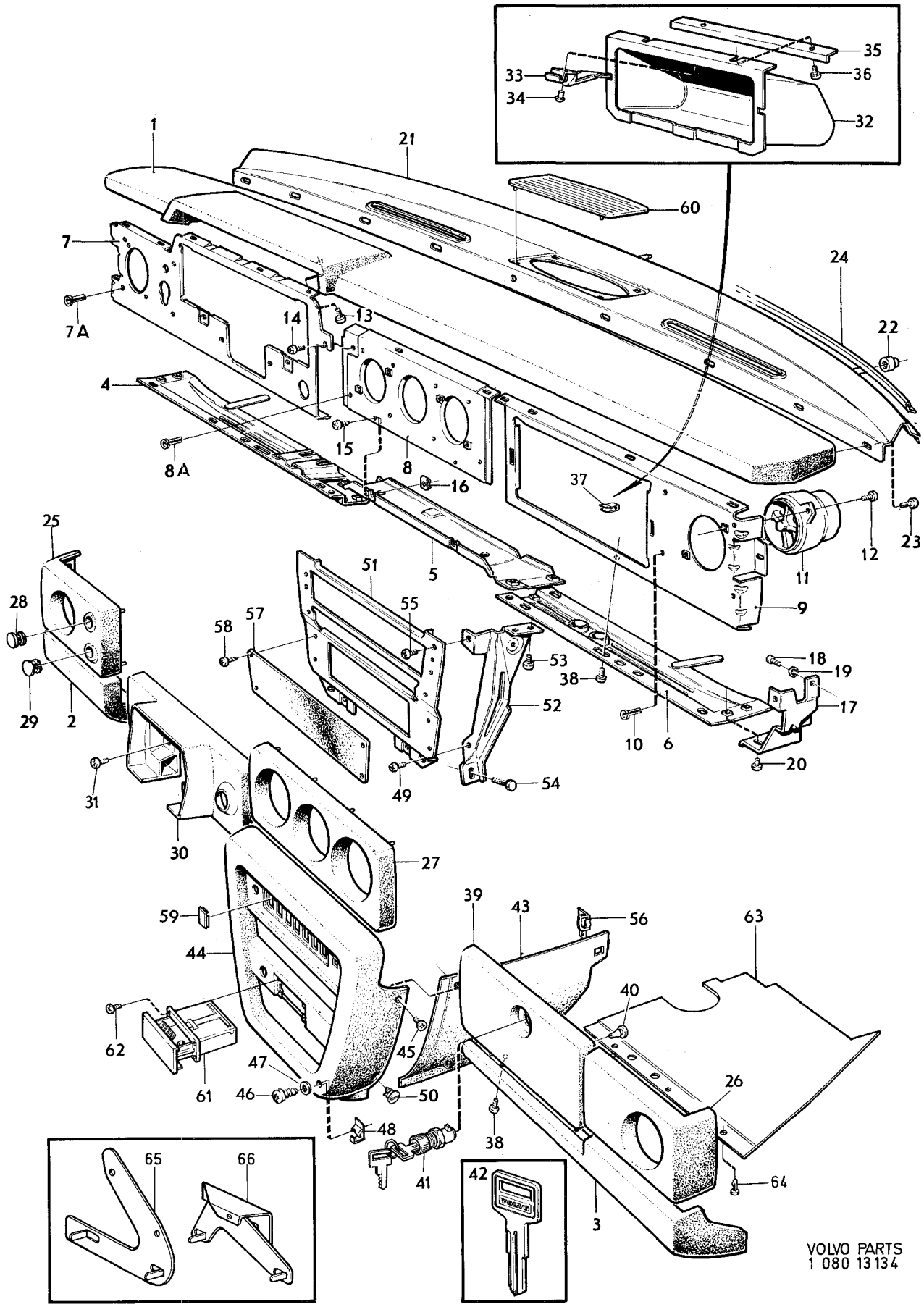
1
21
60
7
7A
14
13
24
22
4
15
8
8A
16
37
12
23
11
9
25
51
5
28
57
55
58
53
38
18
19
17
29
2
52
10
6
20
31
49
54
30
27
39
43
56
63
59
44
40
62
45
47
61
46
50
26
48
38
41
65
66
42
3
64
VOLVO PARTS
1 080 13134

Sida 78 Page | Grupp 8 Group | Inre utrustning CH–132566. | Interior equipment CH–132566. | Illustration 13135 | 1975-12 | 0850

Pos. Fig.	Antal/Quantity				Detalj nr Part No	Benämning	Description	Sats Kit	Anmärkning Notes	
1	2	–	–	–	676337-9	Askkopp	Ash–tray			1010
2	2	–	–	–	677061-4	•Låda	•Box			1020
3	1	–	–	–	1210412-1	Solskydd, V	Sunvisor, L		STD CH–74449.	1030
									(679792).	1040
	1	–	–	–	1221267-6	Solskydd, V	Sunvisor, L		STD VST,	1050
									MTL CH 74450–, UTL	1060
									CH 74450–OMKR 96400.	1070
	1	–	–	–	1221373-2	Solskydd, V	Sunvisor, L		STD VST,	1080
									UTL CH OMKR 96400–.	1090
	1	–	–	–	1221270-0	Solskydd, V	Sunvisor, L		STD HST,	1100
									MTL CH 74450–, UTL	1110
									CH 74450–OMKR 96400.	1120
	1	–	–	–	1204700-7	Solskydd, V	Sunvisor, L		STD HST,	1130
									UTL CH OMKR 96400–.	1135
									ERS AV 1204701–5	1136
	1	–	–	–	1210416-2	Solskydd, V	Sunvisor, L		SPEC UTF 5456	1140
									CH –OMKR 96400.	1150
									(1221273).	1151
	1	–	–	–	1204701-5	Solskydd, V	Sunvisor, L		SPEC UTF 5456	1163
									CH OMKR 96400–.	1165
	1	–	–	–	1210413-9	Solskydd, H	Sunvisor, R		STD CH –74449.	1170
									(679793).	1180
	1	–	–	–	1221269-2	Solskydd, H	Sunvisor, R		STD VST,	1190
									MTL CH 74450–, UTL	1200
									CH 74450–OMKR 96400.	1210
	1	–	–	–	1221374-0	Solskydd, H	Sunvisor, R		STD VST,	1220
									UTL CH OMKR 96400–.	1230
	1	–	–	–	1221268-4	Solskydd, H	Sunvisor, R		STD HST,	1240
									MTL CH 74450–, UTL	1250
									CH 74450–OMKR 96400.	1260
	1	–	–	–	1204702-3	Solskydd, H	Sunvisor, R		STD HST,	1270
									UTL CH OMKR 96400–	1280
	1	–	–	–	1210417-0	Solskydd, H	Sunvisor, R		SPEC UTF 5456	1290
									CH –OMKR 96400.	1300
									(1221274)	1310
4	6	–	–	–	955138-3	Skruv	Screw		MTL	1340
									UTL CH–OMKR 96400.	1345
	4	–	–	–	960865-4	Skruv	Screw		UTL CH OMKR 96400–	1350
5	2	–	–	–	680128-6	Stöd	Support		MTL.	1360
									UTL CH–OMKR 96400.	1365
	2	–	–	–	1207740-0	Stöd	Support		UTL CH OMKR 96400–.	1370
6	4	–	–	–	955138-3	Skruv	Screw		MTL	1380
									UTL CH–OMKR 96400.	1385
	2	–	–	–	960865-4	Skruv	Screw		UTL CH OMKR 96400–	1390
	2	–	–	–	120085-6	Bricka	Washer		UTL CH OMKR 96400–.	1400
7	1	–	–	–	276609-5	Backspegel med	Rear view mirror		CH –37213	1410
						monteringsdetaljer	with installation components			1420
	1	–	–	–	276610-3	Backspegel med	Rear view mirror		CH 37214–44175,	1440
						monteringsdetaljer	with installation components		ERS AV 276611–1.	1450
										1460
8	1	–	–	–		•Backspegel	•Rear view mirror	8	CH –44175.	1470
9	1	–	–	–	1210886-6	•Fästplatta	•Anchorage plate		CH –44175.	1480
									(681446)	1481
10	3	–	–	–	955174-8	•Skruv	•Screw		CH –44175	1490
11	2	–	–	–	681447-9	•Låspinne	•Lock pin		CH –44175.	1500
12	1	–	–	–	276611-1	Backspegel med	Rear view mirror		MTL CH 44176–102949,	1510
						monteringsdetaljer	with installation components		UTL CH 44176–	1520
									OMKR 96400,	1525
									EXCL SPEC UTF FRANCE.	1530
									ERS AV 1 ST 1207718–6,	1531
									1 ST 1221025–8	1532
13	1	–	–	–		•Backspegel	•Rear view mirror	8		1540

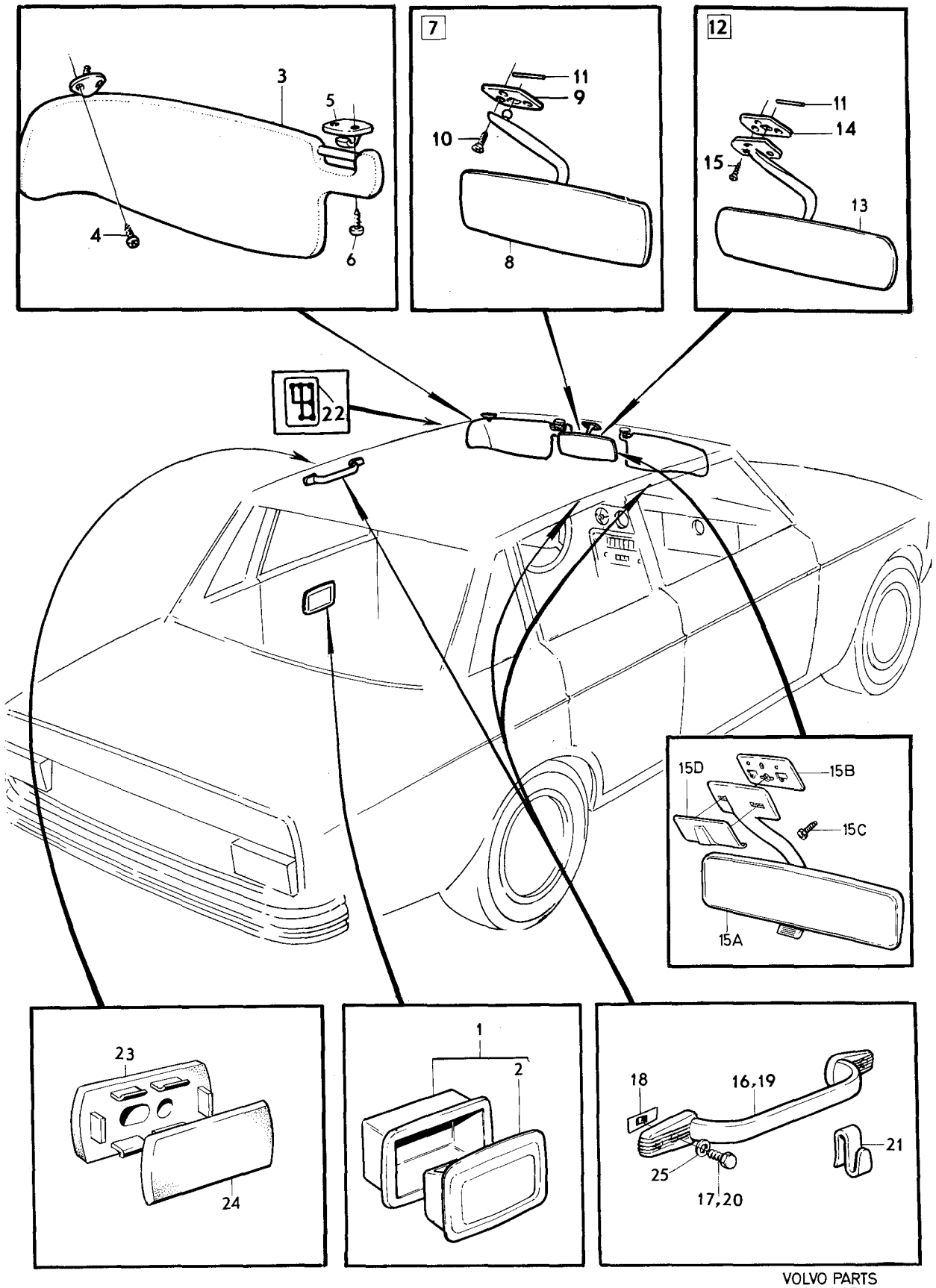

VOLVO PARTS
1 080 13135

Sida 80 Page | Grupp 8 Group | Inre utrustning CH–132566. | Interior equipment CH–132566. | Illustration 13135 1975-12 | 0850

Pos. Fig.	Antal/Quantity				Detalj nr Part No	Benämning	Description	Sats Kit	Anmärkning Notes	
14	1	–	–	–	1221025-8	•Fästplatta	•Anchorage plate			1550
15	3	–	–	–	955174-8	•Skruv	•Screw			1560
15a	1	–	–	–		Backspegel	Rear view mirror	8	UTL CH OMKR 96400–	2010
									102949.	2015
									(1204619)	2016
	1	–	–	–	1207719-4	Backspegel	Rear view mirror		UTL CH 102950–116792.	2020
									SPEC UTF FRANCE	2022
									CH–116792.	2023
	1	–	–	–	1224134-5	Backspegel	Rear view mirror		UTL CH 116793–.	2025
	1	–	–	–	1207718-6	Backspegel	Rear view mirror		MTL CH 102950–116792.	2030
									SPEC UTF FRANCE	2032
									CH–116792.	2[illegible]
	1	–	–	–	1224135-2	Backspegel	Rear view mirror		MTL CH 116793–.	2[illegible]
15b	1	–	–	–	1210423-8	Fästplatta	Anchorage plate		UTL CH OMKR 96400–.	2040
	1	–	–	–	1221025-8	Fästplatta	Anchorage plate		MTL CH 102950–116792.	2[illegible]
	1	–	–	–	1224136-0	Fästplatta	Anchorage plate		MTL CH 116793–.	2[illegible]
	1	–	–	–	1210886-6	Fästplatta	Anchorage plate		SPEC UTF FRANCE.	2057
15c	3	–	–	–	192400-0	Skruv	Screw		UTL CH OMKR 96400–.	2[illegible]
	3	–	–	–	955174-8	Skruv	Screw		MTL CH 102950–.	2[illegible]
									SPEC UTF FRANCE.	2075
15d	1	–	–	–	1204629-8	Kåpa	Casing		UTL CH OMKR 96400–.	2[illegible]
	–	–	–	–					MTL CH 102950–.	2[illegible]
16	1	–	–	–	678961-4	Instegshandtag, fram	Courtesy handle, front		UTL CH–96559.	2210
	2	–	–	–	678961-4	Instegshandtag, fram	Courtesy handle, front		MTL CH–96559.	2220
	2	–	–	–	1204594-4	Instegshandtag, fram	Courtesy handle, front		CH 96560–.	2230
17	4	–	–	–	192400-0	Skruv	Screw		UTL CH –96559	2240
	8	–	–	–	960865-4	Skruv	Screw		UTL CH 96560–.	2250
									TID UTF L 32.	2251
x	8	–	–	–	948316-5	Skruv	Screw		UTL CH 96560–.	2255
									SEN UTF L 38.	2256
	8	–	–	–	192400-0	Skruv	Screw		MTL	2260
	8	–	–	–	1204598-5	Distansmellanlägg	Spacer		UTL CH 96560–	2265
18	2	–	–	–	680538-6	Plåtmutter	Speed nut		UTL CH –96559.	2270
	4	–	–	–	680538-6	Plåtmutter	Speed nut		MTL.	2280
19	2	–	–	–	677160-4	Instegshandtag, bak	Courtesy handle, rear		CH–96559.	2300
	2	–	–	–	1204594-4	Instegshandtag, bak	Courtesy handle, rear		CH 96560–.	2310
20	8	–	–	–	192400-0	Skruv	Screw			2320
21	2	–	–	–	677156-2	Klädhängare	Clothes hook		CH –96559.	2330
	2	–	–	–	1210713-2	Hake	Hook		CH 96560–.	2[illegible]
22	1	–	–	–	680033-8	Växelschema	Gear decal		VST RV CH –44799.	2[illegible]
	1	–	–	–	680034-6	Växelschema	Gear decal		HST RV CH –44799.	2360
	1	–	–	–	673251-5	Växelschema	Gear decal		GV CH –44799.	2[illegible]
23	2	–	–	–	1207711-1	Distans	Spacer		UTL CH 102950–.	2[illegible]
24	2	–	–	–	1207712-9	Kåpa	Casing		UTL CH 102950–.	2390
25	ERF	–	–	–	120085-6	Bricka	Washer		CH 102950–.	2400

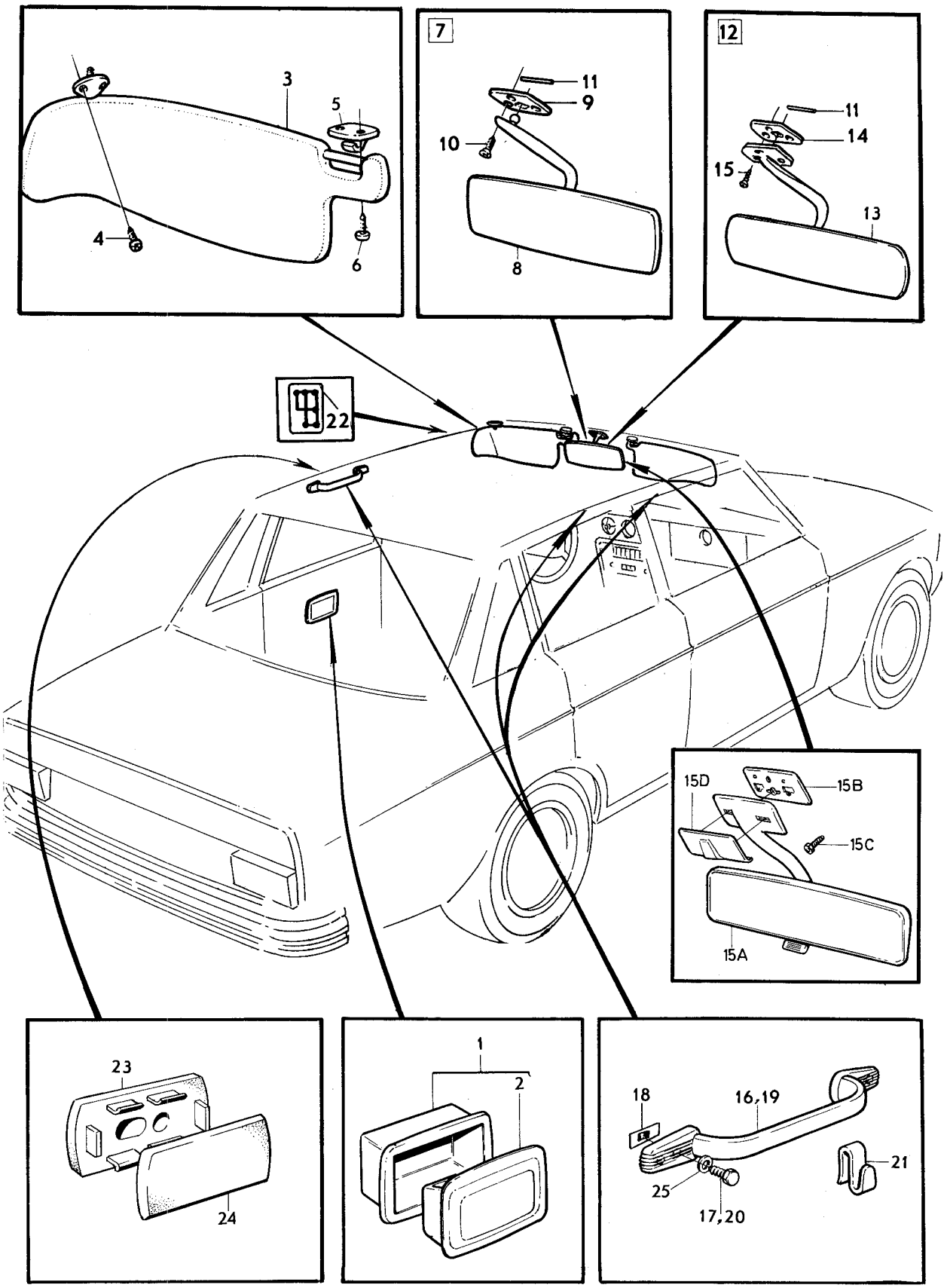

VOLVO PARTS
1 080 13135

Sida 82 Page | Grupp 8 Group | Inre utrustning CH 132567–. | Interior equipment CH 132567–. | Illustration 14122 | 1975-12 | 0875

Pos. Fig.	Antal/Quantity				Detalj nr Part No	Benämning	Description	Sats Kit	Anmärkning Notes	
1	1	–	–	–	1207906-7	Solskydd, V	Sunvisor, L			0020
	1	–	–	–	1207907-5	Solskydd, H	Sunvisor, R			0040
2	4	–	–	–	960865-4	Skruv	Screw			0060
3	2	–	–	–	1210435-2	Mellanlägg	Spacer		MTL.	0080
4	2	–	–	–	1207740-0	Stödlager	Collar bearing		UTL.	0100
	2	–	–	–	1207927-3	Stödlager	Collar bearing		MTL. ERS AV 1207740–0.	0120
5	2	–	–	–	960865-4	Skruv	Screw			0140
6	2	–	–	–	120085-6	Bricka	Washer			0160
7	1	–	–	–	1224134-5	Backspegel	Rear view mirror			0180
8	1	–	–	–	1210423-8	Backspegelplatta	Rear view mirror plate			0200
9	3	–	–	–	192400-0	Skruv	Screw			0220
10	1	–	–	–	1204629-8	Backspegelkåpa	Rear view mirror casing		UTL.	024
	1	–	–	–	1207726-9	Backspegelkåpa	Rear view mirror casing		MTL.	02
11	1	–	–	–	655532-0	Gummitätning	Rubber seal			0270
12	3	–	–	–	1204594-4	Instegshandtag	Courtesy handle			028
13	12	–	–	–	960865-4	Skruv	Screw			03
14	12	–	–	–	120085-6	Bricka	Washer			0320
15	6	–	–	–	1204598-5	Distans	Spacer			034
16	2	–	–	–	1207712-9	Kåpa	Casing			03
17	2	–	–	–	1207711-1	Distans	Spacer			0380
18	2	–	–	–	1210713-2	Klädhängare	Clothes hook			040
19	1	–	–	–	1224102-2	Askkopp, bakre	Ash–tray, rear			04
	–	–	–	–		Askkoppsbelysning	Ash–tray illumination		SE GRUPP 9	0430

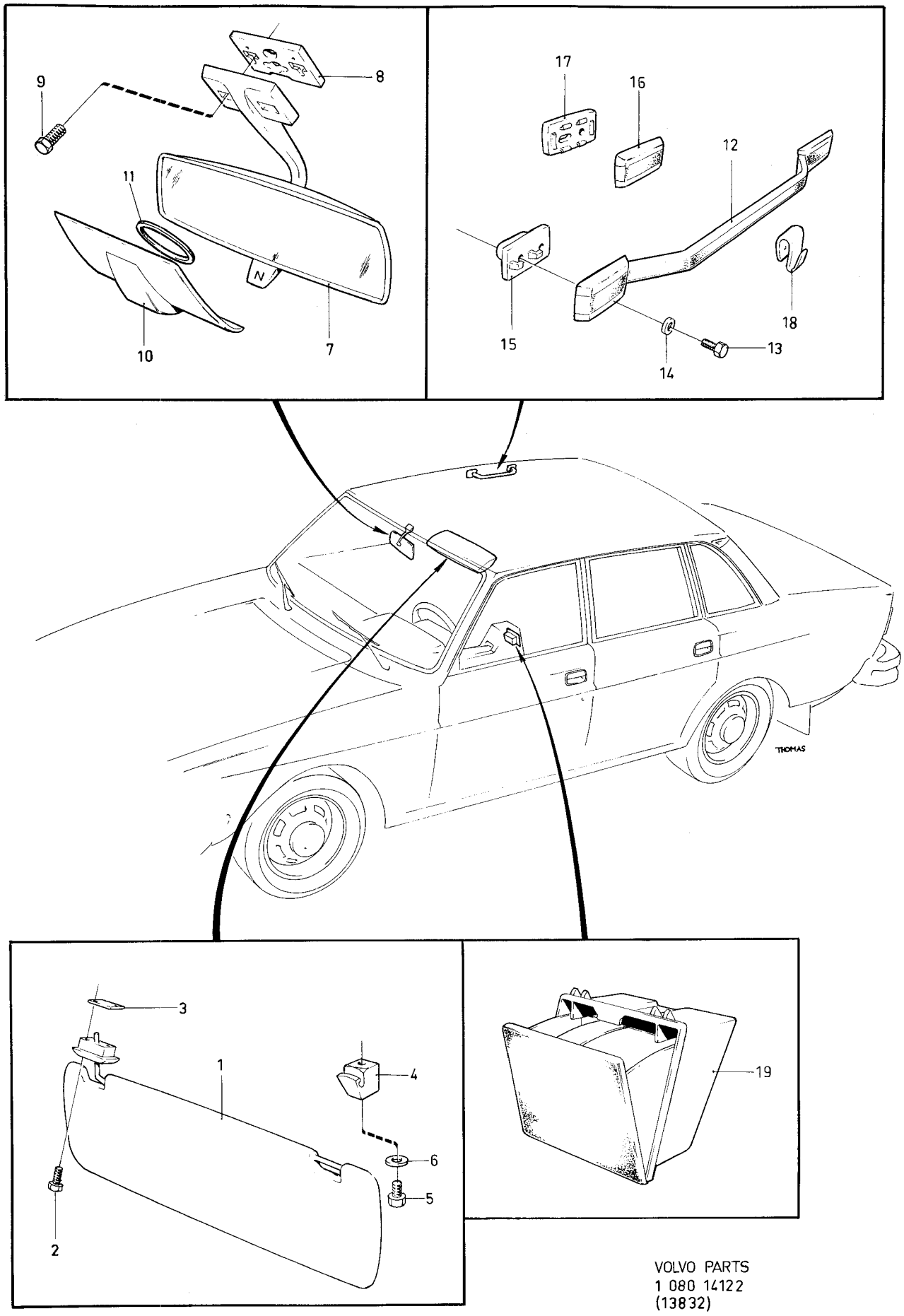

VOLVO PARTS
1 080 14122
(13832)

Sida 84 Page | Grupp 8 Group | Utvändiga prydnadsdetaljer utvändig backspegel CH –74449 | Exterior trim external rear view mirror CH –74449 | Illustration 10522 1975-12 | 0900

Pos. Fig.	Antal/Quantity				Detalj nr Part No	Benämning	Description	Sats Kit	Anmärkning Notes	
1	–	–	–	–		Kylargaller	Radiator grille		SE SIDA 4, 3-A09	1010
1a	–	–	–	–		Sarg	Frame		SE SIDA 4, 3-A09	1020
2	1	–	–	–	680657-4	Prydnadslist	Trim moulding	1		1030
3	6	–	–	–	1213021-7	Fäste	Anchorage	1	(680732)	1040
4	1	–	–	–	679060-4	Prydnadslist	Trim moulding	1		1050
5	5	–	–	–	106985-5	Skruv	Screw	0		1060
6	2	–	–	–	679016-6	Prydnadslist	Trim moulding	1		1070
x 7	14	–	–	–	1247708-9	Fäste	Anchorage		(679885)	1080
8	2	–	–	–	677535-7	Prydnadslist	Trim moulding	1		1090
x 9	14	–	–	–	1247708-9	Fäste	Anchorage		(679885)	1100
10	2	–	–	–	677537-3	Prydnadslist	Trim moulding	1		1110
x 11	10	–	–	–	1247708-9	Fäste	Anchorage		(679885)	1[illegible]
12	2	–	–	–	677538-1	Prydnadslist	Trim moulding	1		1[illegible]
x 13	10	–	–	–	1247708-9	Fäste	Anchorage		(679885)	1140
14	1	–	–	–	680540-2	Prydnadslist, V	Trim moulding, L	1		1[illegible]
	1	–	–	–	680541-0	Prydnadslist, H	Trim moulding, R	1		1[illegible]
	ERF	–	–	–	682477-5	Tejp	Tape	1	5)	1170
15	1	–	–	–	680542-8	Prydnadslist, V	Trim moulding, L	1		1[illegible]
	1	–	–	–	680543-6	Prydnadslist, H	Trim moulding, R	1		1[illegible]
	ERF	–	–	–	682477-5	Tejp	Tape	1	5)	1200
16	1	–	–	–	680544-4	Prydnadslist, V	Trim moulding, L	1		1[illegible]
	1	–	–	–	680545-1	Prydnadslist, H	Trim moulding, R	1		1[illegible]
	ERF	–	–	–	682477-5	Tejp	Tape	1	5)	1230
17	1	–	–	–	680262-3	Prydnadslist, V	Trim moulding, L	1		1240
	1	–	–	–	680263-1	Prydnadslist, H	Trim moulding, R	1		1250
x 18	16	–	–	–	1247708-9	Fäste	Anchorage		(679885)	1260
19	1	–	–	–	679343-4	Prydnadslist, V	Trim moulding, L	1		1270
	1	–	–	–	679344-2	Prydnadslist, H	Trim moulding, R	1		1280
x 20	16	–	–	–	1247708-9	Fäste	Anchorage		(679885)	1290
21	1	–	–	–	680264-9	Prydnadslist, V	Anchorage, L	1		1300
	1	–	–	–	680265-6	Prydnadslist, H	Anchorage, R	1		1310
22	6	–	–	–	680462-9	Fäste	Anchorage	1		1320
23	2	–	–	–	679346-7	Prydnadslist	Trim moulding	1		1330
24	16	–	–	–	680462-9	Fäste	Anchorage	1		1340
25	2	–	–	–	680654-1	Prydnadslist	Trim moulding	1	CH –1972 ERS AV	1350
									1 ST 683425–3,	1360
									6 ST 679885–4	1370
	ERF	–	–	–	682477-5	Tejp	Tape	1	5) CH –1972	1380
	2	–	–	–	683425-3	Prydnadslist	Trim moulding	1	CH 1973–	1[illegible]
x 25a	12	–	–	–	1247708-9	Fäste	Anchorage		CH 1973–	1[illegible]
									(679885)	1401
26	1	–	–	–	680153-4	Prydnadslist, V	Trim moulding, L	2	8)	1[illegible]
27	1	–	–	–	680154-2	Prydnadslist, H	Trim moulding, R	2	8)	1420
28	2	–	–	–	675869-2	Skarvbleck	Junction	2	8)	1430
29	1	–	–	–	682021-1	Prydnadslist, övre	Trim moulding, upper	2	9)	1440
30	1	–	–	–	682022-9	Prydnadslist, undre	Trim moulding, lower	2	9)	1[illegible]
31	1	–	–	–	682023-7	Prydnadslist, V	Trim moulding, L	2	9)	1460
32	1	–	–	–	682023-7	Prydnadslist, H	Trim moulding, R		9) (682024)	1470
33	2	–	–	–	682025-2	Skarvstycke, övre	Junction, upper	2	9)	1[illegible]
34	2	–	–	–	687955-5	Skarvstycke, undre	Junction, lower	2	9) (682026)	1490
35	23	–	–	–	682321-5	Fäste	Anchorage	2	9)	1500
36	1	–	–	–	675867-6	Prydnadslist, V	Trim moulding, L	3		1510
	1	–	–	–	675868-4	Prydnadslist, H	Trim moulding, R	3		1520
37	2	–	–	–	675869-2	Skarvbleck	Junction	2		1530
37a	1	–	–	–	688472-0	Prydnadslist, främre, V	Trim moulding, forward, L	2	CH 52790–	1540

5. Levereras i rullar om 11 m. Supplied in rolls of 5.5 metres. Livré en rouleaux de 5,5 mètres. Lieferung in Rollen zu je 5,5 Metern. Se suministra en rollos de 5,5 metros.
8. Monteras i samband med vindruta fastsatt med gummilist. Fitted in conjunction with windscreen attached with rubber moulding. A monter avec pare–brise fixé par joint caoutchouc. Ist zusammen mit der mit Gummileiste engebauten Windschutzscheibe zu montieren. Se monta en conexión con parabrisas fijados con listones de goma.
9. Monteras i samband med limmad vindruta. Fitted in conjunction with bonded windscreen. A monter avec pare–brise fixé à la colle. Ist zusammen mit der beklebten Windschutzscheibe zu montieren. Se monta en conexión con parabrisas encolados.

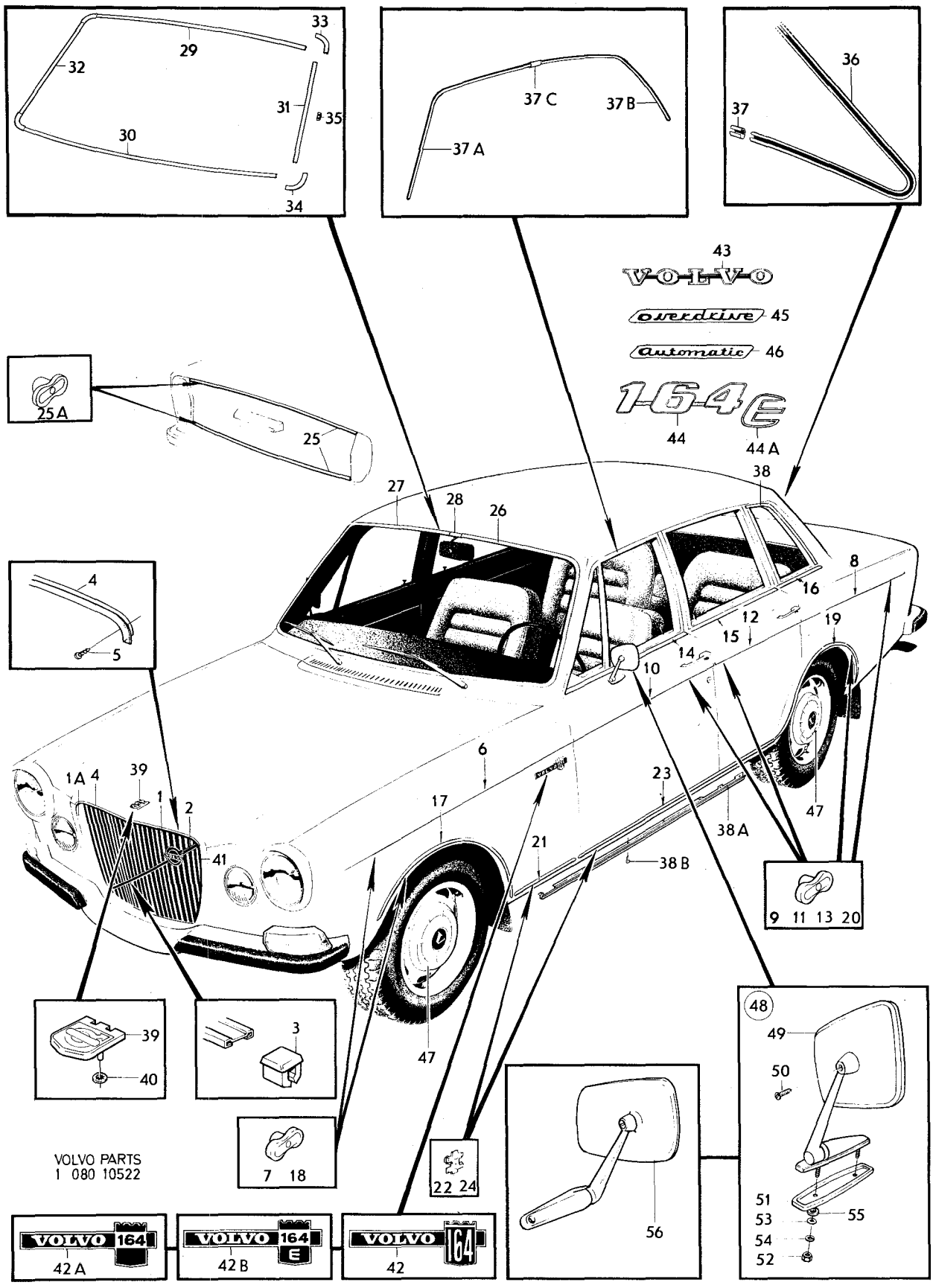
33
29
32
31
35
30
34
37 C
37 B
37 A
36
37
43
VOLVO
overdrive 45
Automatic 46
1-64E
44
44 A
25 A
25
38
27
28
26
8
16
12
19
15
14
10
4
5
1A 4
39
1
2
41
6
17
23
38 A
47
21
38 B
9 11 13 20
39
40
3
7 18
22 24
47
48
49
50
51
53
54
52
55
56
VOLVO PARTS
1 080 10522
VOLVO 164
42 A
VOLVO 164 E
42 B
VOLVO 164
42

Sida 86 Page | Grupp 8 Group | Utvändiga prydnadsdetaljer utvändig backspegel CH –74449 | Exterior trim external rear view mirror CH –74449 | Illustration 10522 1975-12 | 0900

Pos. Fig.	Antal/Quantity				Detalj nr Part No	Benämning	Description	Sats Kit	Anmärkning Notes	
	1	–	–	–	688473-8	Prydnadslist, främre, H	Trim moulding, forward, R.	2	CH 52790–	1550
37b	1	–	–	–	688474-6	Prydnadslist, bakre, V	Trim moulding, rear, L	2	CH 52790–	1560
	1	–	–	–	688475-3	Prydnadslist, bakre, H	Trim moulding, rear, R	2	CH 52790–	1570
37c	2	–	–	–	680612-9	Skarvbleck	Junction	2	CH 52790–	1580
38	1	–	–	–	676344-5	Prydnadslist, V	Trim moulding, L	3		2008
	1	–	–	–	676345-2	Prydnadslist, H	Trim moulding, R	3		2009
38a	1	–	–	–	683276-0	Prydnadslist, V	Trim moulding, L	2	CH 901–7444	2010
	1	–	–	–	683277-8	Prydnadslist, H	Trim moulding, R	2	CH 901–7444	2020
38b	12	–	–	–	958236-2	Skruv	Screw	0	CH 901–7444	2030
39	1	–	–	–	675887-4	Emblem	Emblem	1	CH –52789	2040
	1	–	–	–	685946-6	Emblem	Emblem	1	CH 52790–	2045
40	2	–	–	–	191695-6	Fäste	Anchorage	1	CH –52789	2050
41	1	–	–	–	680711-9	Emblem	Emblem	1	(680999)	2060
42	2	–	–	–	679015-8	Emblem	Emblem	1		2070
42a	2	–	–	–	685897-1	Emblem	Emblem	1		2080
42b	2	–	–	–	688545-3	Emblem	Emblem	1		2090
43	1	–	–	–	677724-7	Emblem	Emblem	1		2100
44	1	–	–	–	683326-3	Emblem	Emblem	1	CH –52789	2110
	1	–	–	–	685813-8	Emblem	Emblem	1	CH 52790–	2120
44a	1	–	–	–	685814-6	Emblem	Emblem	1	CH 52790–	2130
45	1	–	–	–	670566-9	Emblem, overdrive	Overdrive emblem	1	M410, CH –32399	2140
	1	–	–	–	687224-6	Emblem, overdrive	Overdrive emblem	1	M410, CH 32400–	2150
46	1	–	–	–	670419-1	Emblem, automatic	Automatic emblem	1	BW35, CH –32399	2160
	1	–	–	–	687225-3	Emblem, automatic	Automatic emblem	1	BW35, CH 32400–	2170
47	–	–	–	–		Navkapsel	Hub cap		SE GRUPP 6	2180
48	2	–	–	–	276614-5	Backspegel, plant glas	Rear view mirror, flat glass		ALT 1 (281497)	2190 2200
	2	–	–	–	281498-6	Backspegel, konvext glas	Rear view mirror, convex glass	1	ALT 2	2210 2220
	2	–	–	–	1211803-0	Backspegel, konvext glas	Rear view mirror, convex glass		SM CH 56926– ERS AV 1213606–5	2230 2235
49	2	–	–	–	681610-2	•Backspegelhuvud, plant glas	•Mirror head, flat glass	1	ALT 1	2250 2260
	2	–	–	–	681611-0	•Backspegelhuvud, konvext glas	•Mirror head, convex glass	1	ALT 2	2270 2280
	2	–	–	–		•Backspegelhuvud konvext glas	•Mirror head convex glass	8	SM CH 56926–	2285 2286
50	2	–	–	–	941637-1	•Skruv	•Screw	0		2290
51	2	–	–	–	679979-5	•Packning	•Gasket	1		2300
	2	–	–	–		•Packning	•Gasket	8	SM CH 56926–	2305
52	4	–	–	–	955781-0	•Mutter	•Nut	0		2310
	2	–	–	–	961328-2	•Skruv	•Screw	0	SM CH 56926–	2315
	2	–	–	–	961332-4	•Skruv	•Screw	0	SM CH 56926–	2316
53	4	–	–	–	683499-8	•Bricka	•Washer	0		2320
54	4	–	–	–	955919-6	•Fjäderbricka	•Spring washer	0		2330
55	2	–	–	–	955893-3	•Bricka	•Washer	0		2340
56	1	–	–	–	276613-7	Backspegel, konvext glas	Rear view mirror, convex glass		SPEC UTF FRANCE, GERMANY (1211279)	2350 2360

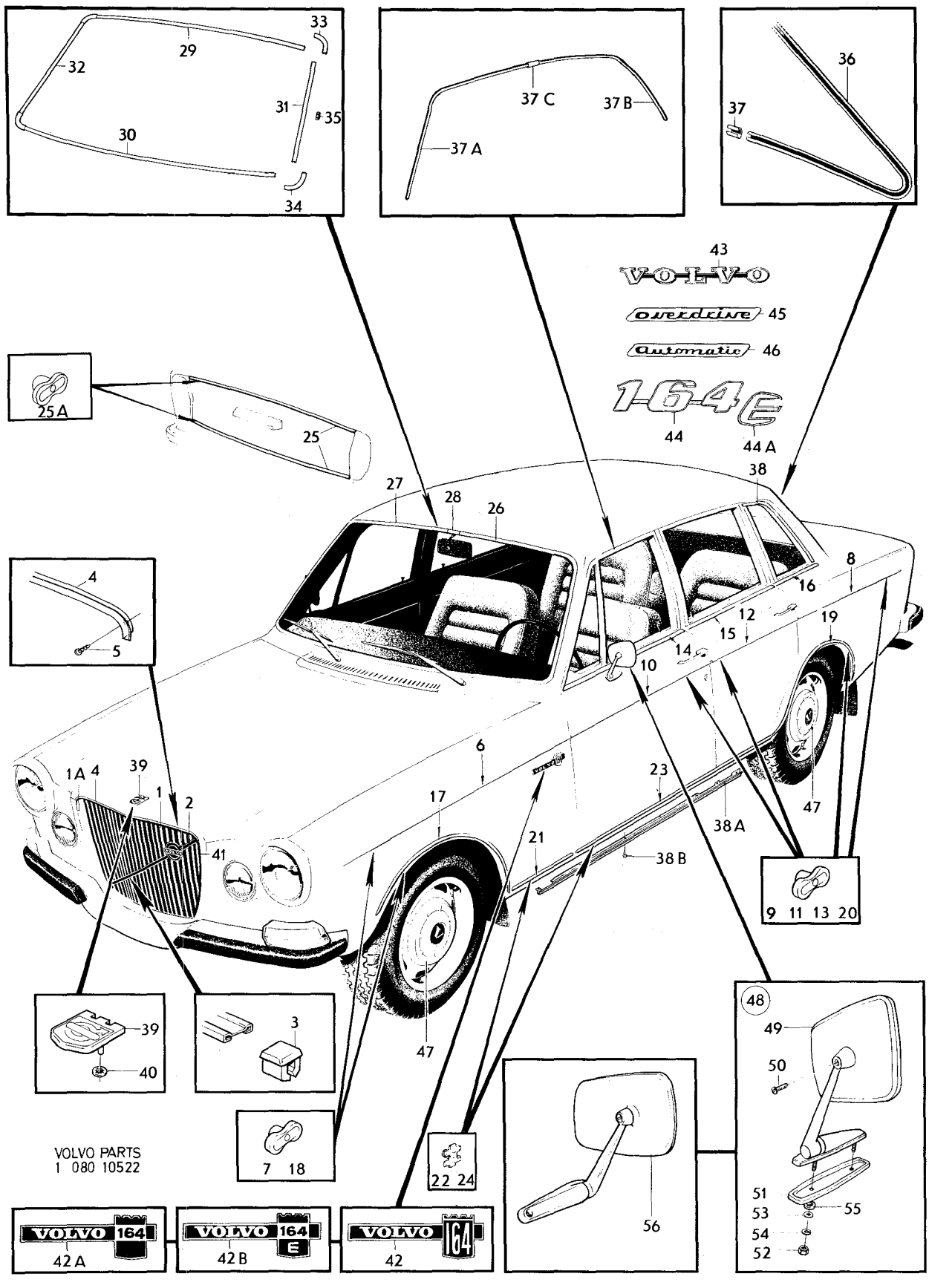
33
29
32
31
35
30
34
37 C
37 B
37 A
36
37
43
overdrive 45
Automatic 46
164E
44
44 A
25 A
25
27
28
26
38
8
16
12
19
15
14
10
4
5
1A 4
39
1
2
41
6
17
23
21
38 A
38 B
47
9 11 13 20
39
40
3
7 18
22 24
48
49
50
51
53
54
52
55
56
VOLVO PARTS
1 080 10522
42 A
42 B
42

Sida / Page	Grupp / Group	Utvändiga prydnadsdetaljer utvändig backspegel CH 74450–	Exterior trim external rear view mirror CH 74450–	Illustration 15163 1975-12	0950
88	8				

Pos. Fig.	Antal/Quantity				Detalj nr Part No	Benämning	Description	Sats Kit	Anmärkning Notes	
1	–	–	–	–		Kylargaller	Radioator grille		SE SIDA 4, 3-A09	1010
2	–	–	–	–		Sarg	Frame		SE SIDA 4, 3-A09	1020
3	–	–	–	–		Emblem	Emblem		SE SIDA 4, 3-A09	1030
4	1	–	–	–	679060-4	Prydnadslist	Trim moulding	1		1040
5	5	–	–	–	106985-5	Skruv	Screw	0		1050
6	2	–	–	–	679016-6	Prydnadslist	Trim moulding	1		1060
x 7	14	–	–	–	1247708-9	Fäste	Anchorage		(679885)	1070
8	2	–	–	–	677535-7	Prydnadslist	Trim moulding		CH –102949	1080
	2	–	–	–	1203027-6	Prydnadslist	Trim moulding		CH 102950–	1081
x 9	16	–	–	–	1247708-9	Fäste	Anchorage		(679885)	1090
10	2	–	–	–	677537-3	Prydnadslist	Trim moulding	1		1100
x 11	10	–	–	–	1247708-9	Fäste	Anchorage		(679885)	1110
12	2	–	–	–	677538-1	Prydnadslist	Trim moulding	1		1120
x 13	10	–	–	–	1247708-9	Fäste	Anchorage		(679885)	1130
14	1	–	–	–	680540-2	Prydnadslist, V	Trim moulding, L		CH –102949	1140
	1	–	–	–	680541-0	Prydnadslist,H	Trim moulding, R		CH –102949	1150
	ERF	–	–	–	682477-5	Tejp	Tape		5) CH –102949	1160
	1	–	–	–		List	Moulding		CH 102950–. SE SIDA 42, 3-B23 POS 69.	1165 1166 1167
15	1	–	–	–	680542-8	Prydnadslist, V	Trim moulding, L		CH –102949	1180
	1	–	–	–	680543-6	Prydnadslist, H	Trim moulding, R		CH –102949	1185
	ERF	–	–	–	682477-5	Tejp	Tape		5) CH –102949	1190
	1	–	–	–		List	Moulding		CH 102950–. SE SIDA 54, 3-C11 POS 77.	1195 1196 1197
16	1	–	–	–	680544-4	Prydnadslist, V	Trim moulding, L		CH –102949	1200
	1	–	–	–	680545-1	Prydnadslist, H	Trim moulding, R		CH –102949	1210
	ERF	–	–	–	682477-5	Tejp	Tape		5) CH –102949	1220
17	1	–	–	–	680262-3	Prydnadslist, V	Trim moulding, L	1		1230
	1	–	–	–	680263-1	Prydnadslist, H	Trim moulding, R	1		1240
x 18	16	–	–	–	1247708-9	Fäste	Anchorage		(679885)	1250
19	1	–	–	–	679343-4	Prydnadslist, V	Trim moulding, L	1		1260
	1	–	–	–	679344-2	Prydnadslist, H	Trim moulding, R	1		1270
x 20	16	–	–	–	1247708-9	Fäste	Anchorage		(679885)	1280
21	1	–	–	–	680264-9	Prydnadslist, V	Anchorage, L	1		1290
	1	–	–	–	680265-6	Prydnadslist, H	Anchorage, R	1		1300
22	6	–	–	–	680462-9	Fäste	Anchorage	1		1310
23	2	–	–	–	679346-7	Prydnadslist	Trim moulding	1		1320
24	16	–	–	–	680462-9	Fäste	Anchorage	1		1330
25	1	–	–	–	685636-3	Prydnadslist	Trim moulding	1		1340
26	1	–	–	–	685638-9	Prydnadslist, V	Trim moulding, L	1		1350
27	1	–	–	–	685639-7	Prydnadslist, H	Trim moulding, R	1		1360
28	1	–	–	–	685640-5	Prydnadslist	Trim moulding		CH –139885	1370
x	1	–	–	–	1202465-9	Prydnadslist	Trim moulding		CH 139886–	1375
29	1	–	–	–	685741-1	Prydnadslist, V	Trim moulding, L	1		1380
30	1	–	–	–	685742-9	Prydnadslist, H	Trim moulding, R	1		1390
31	1	–	–	–	685637-1	Skarvstycke	Junction	1		1400
x 32	19	–	–	–	1247708-9	Fäste	Anchorage		(679885)	1410
33	1	–	–	–	682021-1	Prydnadslist, övre	Trim moulding, upper	2		1420
34	1	–	–	–	682022-9	Prydnadslist, undre	Trim moulding, lower	2		1430
35	1	–	–	–	682023-7	Prydnadslist, V	Trim moulding, L	2		1440
36	1	–	–	–	682023-7	Prydnadslist, H	Trim moulding, R		(682024)	1450
37	2	–	–	–	682025-2	Skarvstycke, övre	Junction, upper	2		1460
38	2	–	–	–	687955-5	Skarvstycke, undre	Junction, lower	2		1470
39	23	–	–	–	682321-5	Fäste	Anchorage	2		1480
40	1	–	–	–	675867-6	Prydnadslist, V	Trim moulding, L	3		1490
41	1	–	–	–	675868-4	Prydnadslist, H	Trim moulding, R	3		1500
42	2	–	–	–	675869-2	Skarvstycke	Junction	2		1510
43	1	–	–	–	688472-0	Prydnadslist, främre, V	Trim moulding, forward, L	2		1520
	1	–	–	–	688473-8	Prydnadslist, främre, H	Trim moulding, forward, R	2		1530

5. Levereras i rullar om 11 m. Supplied in rolls of 5.5 metres. Livré en rouleaux de 5,5 mètres. Lieferung in Rollen zu je 5,5 Metern. Se suministra en rollos de 5,5 metros.

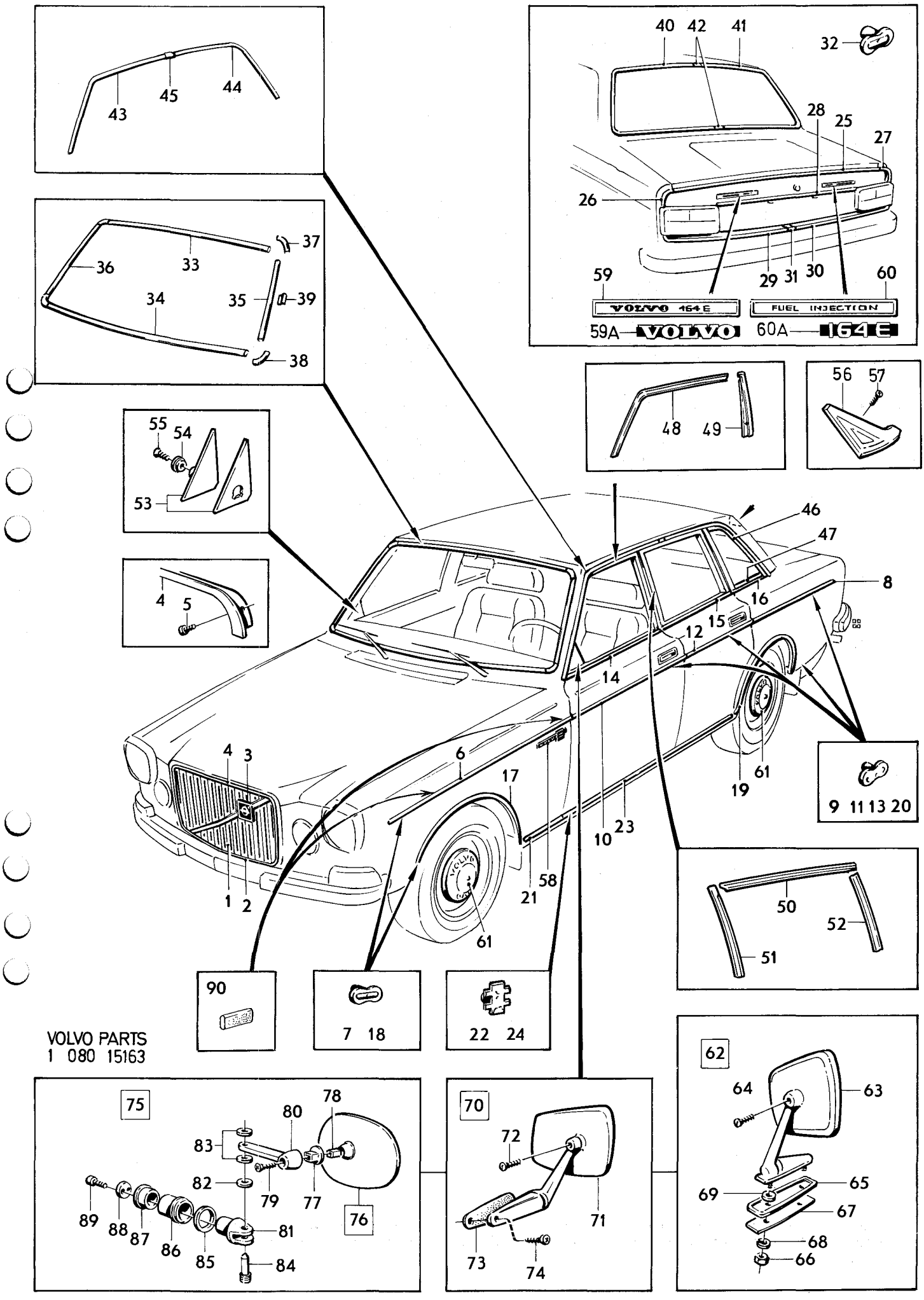
43
45
44
40
42
41
32
28
25
27
26
59
29
31
30
60
VOLVO 164 E
FUEL INJECTION
59A
VOLVO
60A
164 E
36
33
37
34
35
39
38
48
49
56
57
55
54
53
4
5
46
47
8
16
15
12
14
4
3
6
17
10
23
58
21
1
2
61
19
9 11 13 20
50
52
51
90
7 18
22 24
VOLVO PARTS
1 080 15163
75
78
80
83
82
79
77
76
89
88
87
86
85
81
84
70
72
71
73
74
62
64
63
69
65
67
68
66

Sida 90 Page | Grupp 8 Group | Utvändiga prydnadsdetaljer, utvändig backspegel, CH 74450– | Exterior trim, external rear view mirror, CH 74450– | Illustration 15163 | 1975-12 | 0950

Pos. Fig.	Antal/Quantity				Detalj nr Part No	Benämning	Description	Sats Kit	Anmärkning Notes	
44	1	–	–	–	688474-6	Prydnadslist, bakre, V	Trim moulding, rear, L			1540
	1	–	–	–	688475-3	Prydnadslist, bakre, H	Trim moulding, rear, R	2		1550
45	2	–	–	–	680612-9	Skarvstycke	Junction	2		1560
46	1	–	–	–	676344-5	Prydnadslist, V	Trim moulding, L		CH –102949	2010
	1	–	–	–	1213349-2	Prydnadslist, V, övre	Trim moulding, L, upper		CH 102950–142089	2020
	1	–	–	–	1202981-5	Prydnadslist, V, övre	Trim moulding, L, upper		CH 142090–	2025
	1	–	–	–	676345-2	Prydnadslist, H	Trim moulding, R		CH –102949	2030
	1	–	–	–	1213350-0	Prydnadslist, H, övre	Trim moulding, R, upper		CH 102950–142089	2040
	1	–	–	–	1202982-3	Prydnadslist, H, övre	Trim moulding, R, upper		CH 142090–	2045
47	1	–	–	–	1213351-8	Prydnadslist, V, nedre	Trim moulding, L, lower		CH 102950–	2050
	1	–	–	–	1213352-6	Prydnadslist, H, nedre	Trim moulding, R, lower		CH 102950–	2060
48	1	–	–	–	1213311-2	Prydnadslist, V	Trim moulding, L		CH 102950–	2
	1	–	–	–	1213312-0	Prydnadslist, H	Trim moulding, R		CH 102950–	2
49	1	–	–	–	1213313-8	Prydnadslist, V	Trim moulding, L		CH 102950–	2090
	1	–	–	–	1213314-6	Prydnadslist, H	Trim moulding, R		CH 102950–	2
50	1	–	–	–	1213321-1	Prydnadslist, V	Trim moulding, L		CH 102950–	2
	1	–	–	–	1213322-9	Prydnadslist, H	Trim moulding, R		CH 102950–	2120
51	1	–	–	–	1213323-7	Prydnadslist, V	Trim moulding, L		CH 102950–	2
	1	–	–	–	1213324-5	Prydnadslist, H	Trim moulding, R		CH 102950–	2
52	1	–	–	–	1213325-2	Prydnadslist, V	Trim moulding, L		CH 102950–	2150
	1	–	–	–	1213326-0	Prydnadslist, H	Trim moulding, R		CH 102950–	2
53	1	–	–	–	1213663-6	Prydnadsplåt, V	Trim plate, L		26) CH 102950–	2
	1	–	–	–	1213665-1	Prydnadsplåt, V	Trim plate, L		27) CH 102950–	2180
	1	–	–	–	1213664-4	Prydnadsplåt, H	Trim plate, R		26) CH 102950–	2190
	1	–	–	–	1213666-9	Prydnadsplåt, H	Trim plate, R		27) CH 102950–	2200
54	1	–	–	–	1213332-8	Bricka	Washer		CH 102950–. ALT.	2210
55	1	–	–	–	956312-3	Skruv	Screw		CH 102950–. ALT.	2220
56	1	–	–	–	1203108-4	Takskarvlist, V	Roof joint moulding, L			2230
	1	–	–	–	1203109-2	Takskarvlist, H	Roof joint moulding, R			2240
57	2	–	–	–	946305-0	Skruv	Screw			2250
58	2	–	–	–	1211747-9	Emblem	Emblem		B30A	2260
	2	–	–	–	1211748-7	Emblem	Emblem		B30E, B30F	2270
	2	–	–	–	1203709-9	Emblem 164	Emblem 164		TOP EXECUTIVE.	2275
59	1	–	–	–	1211736-2	Emblem VOLVO 164 E	VOLVO 164e emblem		B30E,F CH –132566	2280
	1	–	–	–	1211725-5	Emblem VOLVO	VOLVO emblem		B30A	2290
59a	1	–	–	–	1201921-2	Emblem VOLVO	VOLVO emblem		CH 132567–	2295
60	1	–	–	–	1213696-6	Emblem FUEL INJECTION	FUEL INJECTION emblem		B30E,F CH –132566	2300
	1	–	–	–	1213777-4	Emblem 164	164 emblem		B30A	2310
60a	1	–	–	–	1202822-1	Emblem 164e	164e emblem		CH 132567–	2
61	–	–	–	–		Navkapsel	Hub cap		SE GRUPP 6	2320
	–	–	–	–		Backspegel	Rear view mirror	8	CH –102949	3010
62	2	–	–	–	281497-8	•Backspegel, blåtonat plant glas	•Rear view mirror, blue–tinted flat glass		TID UTF ERS AV 1213604–0	3 3030
63	2	–	–	–	681610-2	••Backspegelhuvud, blåtonat plant glas	••Mirror head, blue–tinted flat glass		TID UTF ERS AV 1213604–0	3040 3
64	2	–	–	–	941637-1	••Skruv	••Screw			3
65	2	–	–	–	679979-5	••Packning	••Gasket			3070
66	4	–	–	–	955781-0	••Mutter	••Nut			3
67	4	–	–	–	683499-8	••Bricka	••Washer			3
68	4	–	–	–	955948-5	••Låsbricka	••Lock washer			3100
69	2	–	–	–	955893-3	••Bricka	••Washer			3110
70	2	–	–	–	276614-5	•Backspegel, blåtonat plant glas	•Rear view mirror blue–tinted flat glass		SEN UTF (1213604)	3120 3130
	2	–	–	–	276612-9	•Backspegel, blåtonat konvext glas	•Rear view mirror, blue–tinted convex glass		EXCL EEC (1213606)	3140 3150

26. Avsedd för montering av backspegel. For installation of driving mirror. Destiné au montage des rétroviseurs. Für Einbau von Rückblickspiegeln vorgesehen. Destinado para el montaje de espejos retrovisores.
27. Ej avsedd för montering av backspegel. Not for installation of driving mirror. Non destiné au montage des rétroviseurs. Nicht für Einbau von Rückblickspiegeln vorgesehen. No apropiado para el montaje de espejos retrovisores.

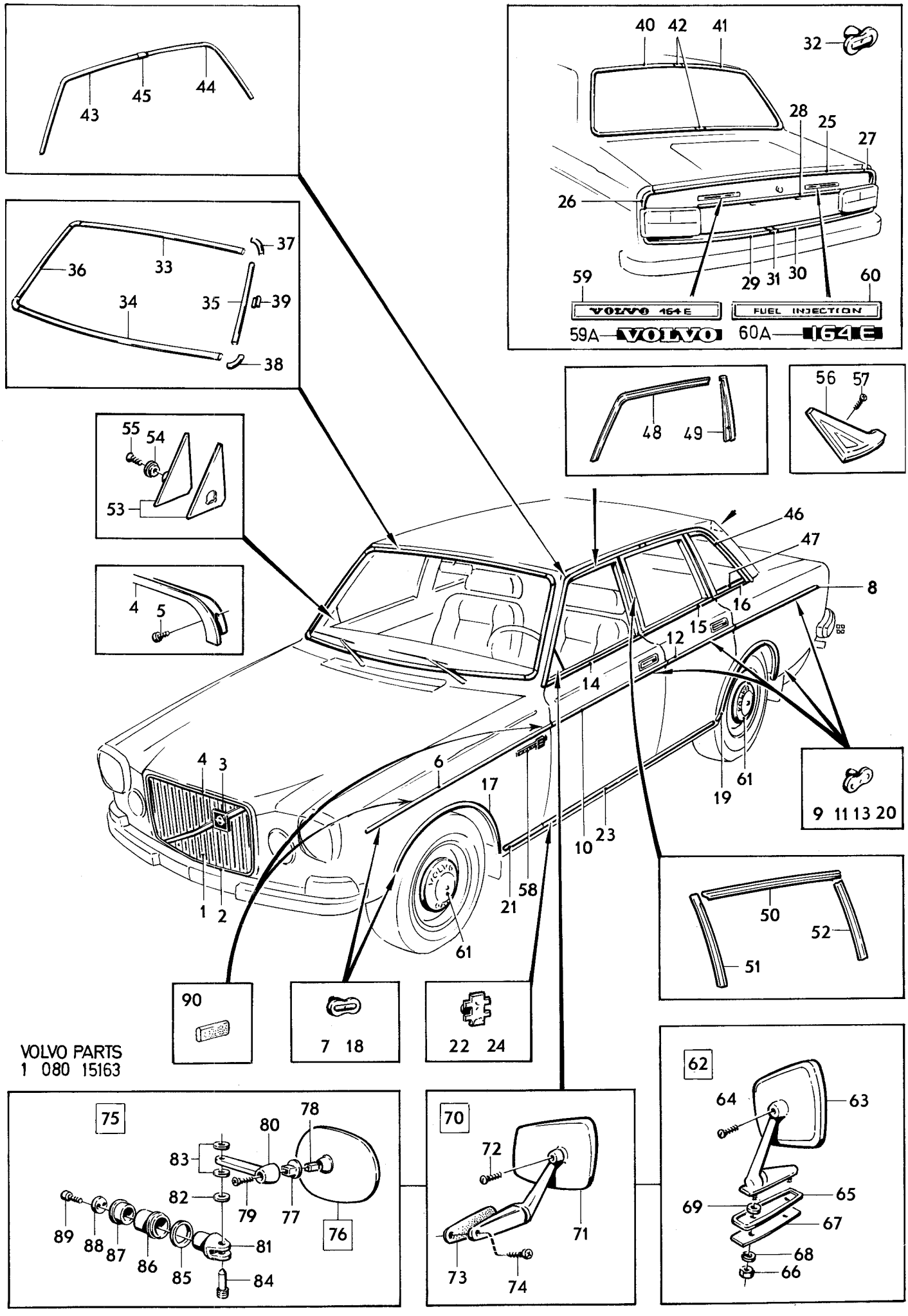
43
45
44
40
42
41
32
28
25
27
26
59
29
31
30
60
VOLVO 164 E
FUEL INJECTION
59A
VOLVO
60A
164 E
36
33
37
34
35
39
38
48
49
56
57
55
54
53
4
5
46
47
8
16
15
12
14
4
3
6
17
10
23
61
19
9 11 13 20
1
2
21
58
61
50
52
51
90
7 18
22 24
VOLVO PARTS
1 080 15163
75
78
80
83
82
79
77
76
89
88
87
86
85
81
84
70
72
71
73
74
62
64
63
65
69
67
68
66

Sida 92 Page | Grupp 8 Group | Utvändiga prydnadsdetaljer utvändig backspegel CH 74450– | Exterior trim external rear view mirror CH 74450– | Illustration 15163 1975-12 | 0950

Pos. Fig.	Antal/Quantity				Detalj nr Part No	Benämning	Description	Sats Kit	Anmärkning Notes	
	2	–	–	–	276613-7	•Backspegel, blåtonat konvext glas	•Rear view mirror, blue–tinted convex glass		EEC (1213605)	3160 3170
71	2	–	–	–	1213607-3	••Backspegelhuvud, blåtonat plant glas	••Mirror head, blue–tinted flat glass			3180 3190
	2	–	–	–	1213609-9	••Backspegelhuvud, blåtonat konvext glas	••Mirror head, blue–tinted convex glas		EXCL EEC	3200 3210
	2	–	–	–	1213608-1	••Backspegelhuvud, blåtonat konvext glas	••Mirror head, blue–tinted convex glas		EEC	3220 3230
72	2	–	–	–	941637-1	••Skruv	••Screw			3240
73	2	–	–	–	1211722-2	••Underlägg	••Pad			3250
74	2	–	–	–	961328-2	•Skruv	•Screw		L 14	3260
	2	–	–	–	961332-4	•Skruv	•Screw		L 25	3270
75	–	–	–	–		Backspegel	Rear view mirror	8	CH 102950–	3280
	2	–	–	–	1213993-7	•Backspegel, blåtonat plant glas	•Rear view mirror, blue–tinted flat glass		ALT 1	3290 3300
	2	–	–	–	1213992-9	•Backspegel, blåtonat konvext glas	•Rear view mirror, blue–tinted convex glass		ALT 2	3310 3320
76	2	–	–	–	1203647-1	••Backspegelhuvud, blåtonat plant glas	••Rear view mirror, blue–tinted flat glass		ALT 1	3320 3330
	2	–	–	–	1203646-3	••Backspegelhuvud, blåtonat konvext glas	••Mirror head, blue–tinted convex glas		ALT 2	3350 3360
77	2	–	–	–	1203272-8	•••Kulskål	•••Ball race			3370
78	2	–	–	–		•••Kulled	•••Ball joint	8		3380
79	2	–	–	–	946710-1	•••Skruv	•••Screw			3390
80	2	–	–	–		••Arm	••Arm	8		3400
81	2	–	–	–		••Fäste	••Attachment	8		3410
82	2	–	–	–	1213951-5	••Flänsbricka	••Flange washer			3420
83	4	–	–	–	1203318-9	••Stödbricka	••Support washer			3430
84	2	–	–	–	1203025-0	••Styrtapp	••Locating pin			3440
85	2	–	–	–	1203024-3	••O–ring	••O–ring			3450
86	2	–	–	–	1213954-9	••Styrhylsa	••Guide sleeve			3460
87	2	–	–	–	1213953-1	••Flänsbricka	••Flange washer			3470
88	2	–	–	–	1203303-1	••Styrbricka	••Guide washer			3480
x 89	4	–	–	–	942001-9	••Skruv	••Screw		(946783)	3490
90	8	–	–	–	1203732-1	Friktionsklots	Friction block		CH 105373–151614. EXCL JAPAN.	3500 3510

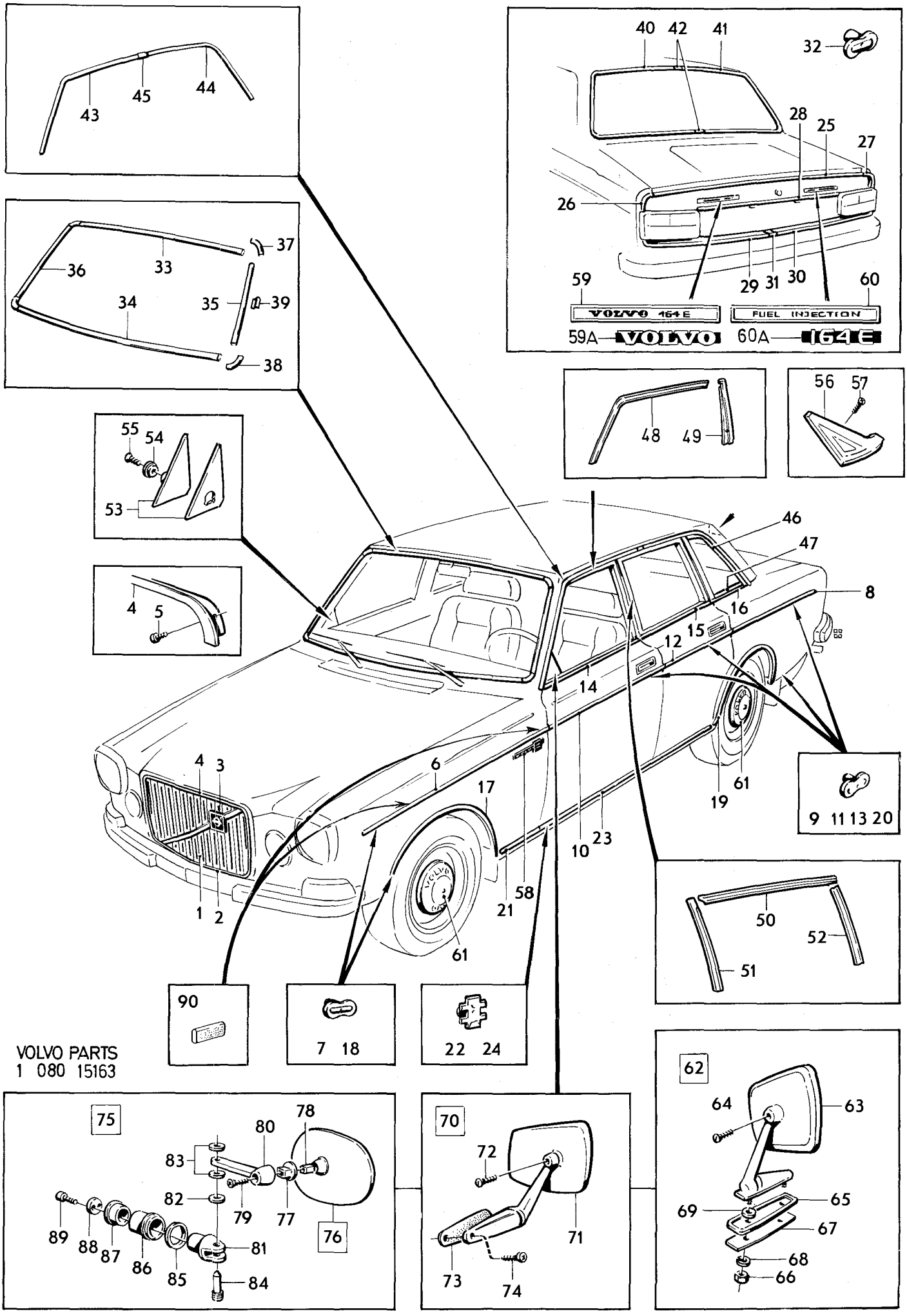
43
45
44
40
42
41
32
28
25
27
26
59
29
31
30
60
VOLVO 164 E
FUEL INJECTION
59A
VOLVO
60A
164 E
36
33
37
34
35
39
38
48
49
56
57
55
54
53
4
5
46
47
8
16
15
12
14
4
3
6
17
10
23
19
61
9 11 13 20
1
2
21
58
61
50
52
51
90
7 18
22 24
VOLVO PARTS
1 080 15163
75
78
80
83
82
79
77
76
89
88
87
86
85
81
84
70
72
71
73
74
62
64
63
69
65
67
68
66

Sida 94 / Page — Grupp 8 / Group — Utvändig backspegel, inifrån ställbar — External rear view mirror, remote control — Illustration 15164 — 1975-12

Pos. Fig.	Antal/Quantity				Detalj nr Part No	Benämning	Description	Sats Kit	Anmärkning Notes	
1	1	–	–	–	283282-2	Backspegel, blåtonat konvext glas	Rear view mirror, blue–tinted convex glass		7) ALT 1	1030 1040
	1	–	–	–	283283-0	Backspegel, blåtonat	Rear view mirror,		7) ALT 2	1050
	–	–	–	–		Plant glas	Blue–tinted flat glass			1060
2	1	–	–	–	1203646-3	•Backspegelhuvud, blåtonat konvext glas	•Mirror head, blue–tinted convex glass		ALT 1	1070 1080
	1	–	–	–	1203647-1	•Backspegelhuvud, blåtonat plant glas	•Mirror head, blue–tinted flat glass		ALT 2	1090 1100
3	1	–	–	–	1203272-8	••Kulskål	••Ball race			1110
4	–	–	–	–		••Kulled	••Ball joint	8		1120
5	1	–	–	–	946710-1	••Skruv	••Screw			1130
6	1	–	–	–	1203396-5	•Spegelarm	•Mirror arm			1[illegible]
7	1	–	–	–	1203297-5	•Axel	•Axle			1[illegible]
8	1	–	–	–	1203379-1	•Ledtapp	•Pivot pin			1160
x 8a	1	–	–	–	948308-2	•Bricka	•Washer			1[illegible]
9	1	–	–	–	1203662-0	•Bricka	•Washer			1[illegible]
10	1	–	–	–	1203378-3	•Stödbricka	•Support washer			1180
11	1	–	–	–	1203663-8	•Vikbleck	•Tab washer			1[illegible]
12	1	–	–	–	1203380-9	•Mutter	•Nut			1[illegible]
13	1	–	–	–	1203298-3	•Styrhylsa	•Guide bushing			1210
14	1	–	–	–	1203377-5	•Flänsring	•Flange washer			1[illegible]
15	1	–	–	–	1203295-9	•Platta	•Plate			1[illegible]
16	1	–	–	–	1203296-7	•Styrbana	•Guide way			1240
17	2	–	–	–	946828-1	•Skruv	•Screw			1250
18	1	–	–	–	1203293-4	•Glidplatta	•Slide plate			1260
19	1	–	–	–	1203299-1	•Låsbygel	•Locking clamp			1270
20	1	–	–	–	1203294-2	•Låspinne	•Locking pin			1280
21	1	–	–	–	1203383-3	•Handtag med låstapp	•Handle with lock pin			1290
22	1	–	–	–	1203384-1	•Bälg	•Boot			1300
23	1	–	–	–	1203385-8	•Bygelskydd	•Lock clamp protection			1310
24	1	–	–	–	1203387-4	•Banskydd	•Guide way protection			1320

7. Ej standardutrustning. Säljes som tillbehör. Non–standard equipment. Marked as accessory. Pas en équipement standard. Vendu comme accessoire. Nicht serienmässig, wird als Zubehör verkauft. No equipo standard. Se vende como accesorio.

[1]

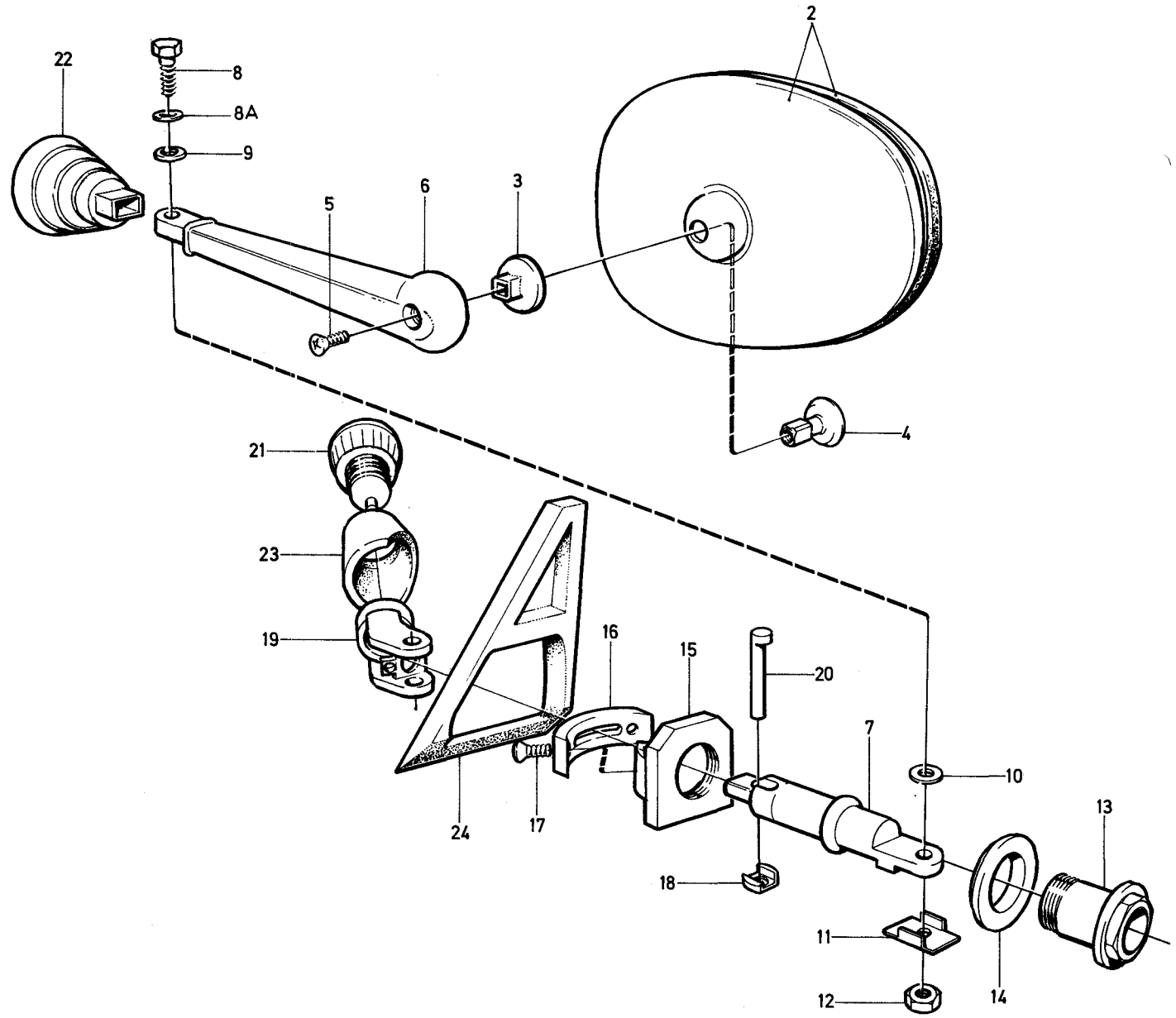

VOLVO PARTS
1 080 15164

Sida / Page	Grupp / Group	Stötfångare / Bumpers	Illustration	
96	8	främre nummerplåtshållare / front number plate holder	6582	1100
		CH –74449 / CH –74449	1975-12	

Pos. Fig.	Antal/Quantity				Detalj nr Part No	Benämning	Description	Sats Kit	Anmärkning Notes	
1	1	–	–	–	679022-4	Stötfångare, främre	Bumper, front	1		1010
2	1	–	–	–	679028-1	Bärjärn, V	Support arm, L	1		1020
2a	1	–	–	–	679029-9	Bärjärn, H	Support arm, R	1		1030
3	4	–	–	–	955561-6	Skruv	Bolt	0		1040
4	4	–	–	–	955951-9	Låsbricka	Lock washer	0		1050
5	4	–	–	–	679937-3	Förstärkning	Reinforcement	1		1060
6	4	–	–	–	943052-1	Bult	Bolt	S		1070
7	4	–	–	–	955827-1	Mutter	Nut	S		1080
8	4	–	–	–	955950-1	Låsbricka	Lock washer	S		1090
9	1	–	–	–	679026-5	Stötfångarlist, V	Bumper moulding, L	1		1100
9a	1	–	–	–	679027-3	Stötfångarlist, H	Bumper moulding, R	1		1110
10	18	–	–	–	940092-0	Mutter	Nut	S		[illegible]
11	18	–	–	–	192292-1	Bricka	Washer	S		[illegible]
12	2	–	–	–	679377-2	Nummerplåtshållare	Front number plate holder..		USA, CAN	1140
13	2	–	–	–	950045-5	Skruv	Screw		USA, CAN	[illegible]
14	2	–	–	–	955825-5	Mutter	Nut		USA, CAN	[illegible]
15	2	–	–	–	955893-3	Bricka	Washer		USA, CAN	1170
16	2	–	–	–	955920-4	Fjäderbricka	Spring washer		USA, CAN	[illegible]
	1	–	–	–	676851-9	Nummerplåtshållare	Front number plate holder..		SPEC UTF 5426	[illegible]
17	1	–	–	–	676241-3	Stötfångare, bakre	Bumper, rear	1		1200
18	1	–	–	–	676264-5	Bärjärn, V	Support arm, L	1		[illegible]
19	1	–	–	–	676265-2	Bärjärn, H	Support arm, R	1		[illegible]
20	6	–	–	–	955534-3	Skruv	Screw	S	TID UTF	1230
	6	–	–	–	944209-6	Flänsskruv	Flanged bolt	S	SEN UTF	1240
21	6	–	–	–	942336-9	Fjädrande bricka	Resilient washer.	S	TID UTF	1250
22	4	–	–	–	943052-1	Bult	Bolt	S		1260
23	4	–	–	–	955827-1	Mutter	Nut	S		1270
24	4	–	–	–	942336-9	Fjädrande bricka	Resilient washer	S		1280
25	1	–	–	–	676242-1	Stötfångarlist	Bumper moulding	1		1290
26	22	–	–	–	940092-0	Mutter	Nut	S		1300
27	22	–	–	–	192292-1	Bricka	Washer	S		1310
28	2	–	–	–		Mellanlägg	Spacer	8	TID UTF (679380)	1320
	1	–	–	–	273145-3	Monteringssats för	Front bumper	1		1330
						främre stötfångare	installation kit			1340
	1	–	–	–	273146-1	Monteringssats för	Rear bumper	1		1350
						bakre stötfångare	installation kit			1360

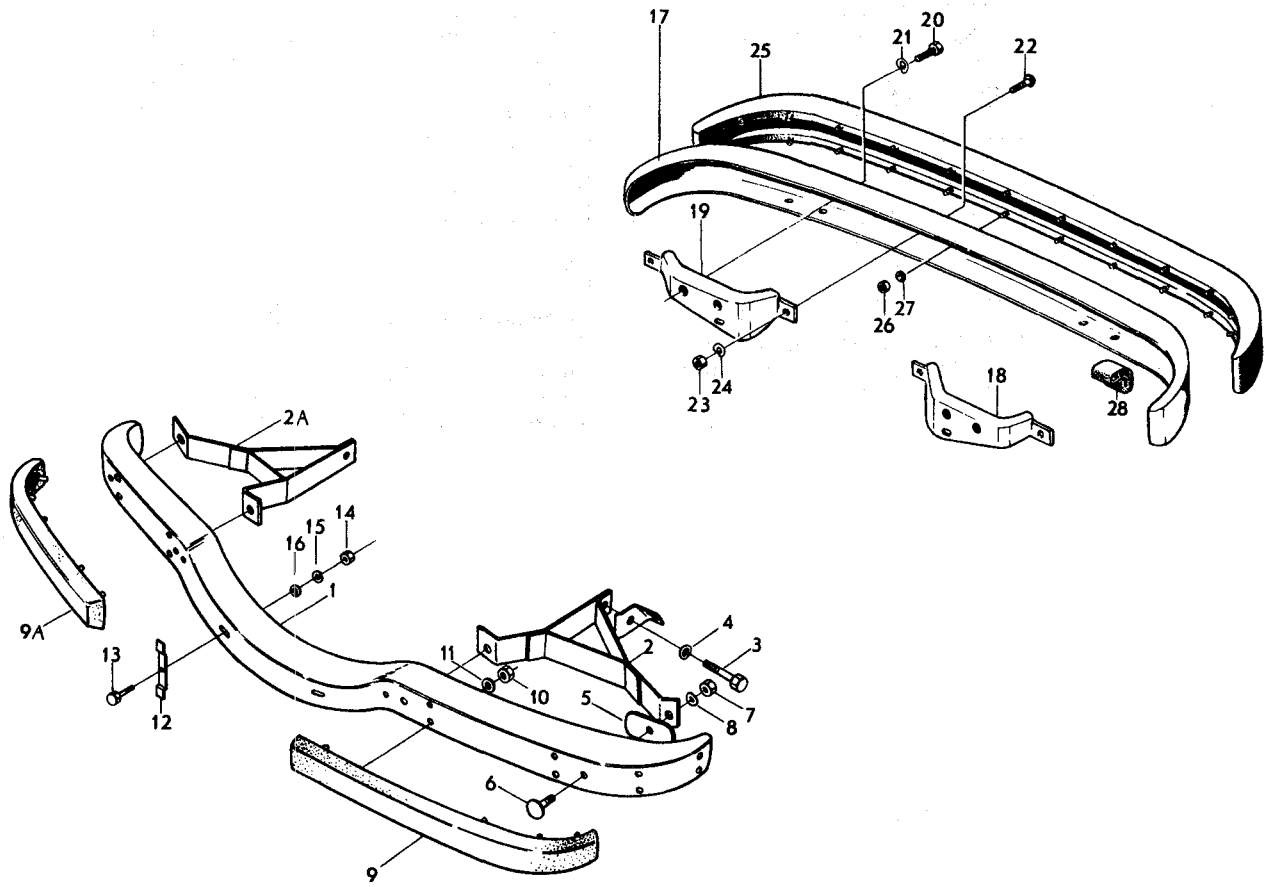

VOLVO
KA 6582

Sida / Page	Grupp / Group	Stötfångare / excl USA, CAN. / CH 74450–102949	Bumpers / excl USA, CAN. / CH 74450–102949	Illustration 10525 / 1975-03	1150
98	8				

Pos. Fig.	Antal/Quantity				Detalj nr Part No	Benämning	Description	Sats Kit	Anmärkning Notes	
1	1	–	–	–	1211278-5	Stötfångare, främre	Bumper, front	1		1010
2	1	–	–	–	679028-1	Bärjärn, V	Support arm, L	1		1020
3	1	–	–	–	679029-9	Bärjärn, H	Support arm, R	1		1030
4	4	–	–	–	679937-3	Förstärkning	Reinforcement	1		1040
5	4	–	–	–	955561-6	Skruv	Bolt	0		1050
6	4	–	–	–	955951-9	Låsbricka	Lock washer	0		1060
7	4	–	–	–	943052-1	Bult	Bolt			1070
8	4	–	–	–	955827-1	Mutter	Nut			1080
9	4	–	–	–	955950-1	Låsbricka	Lock washer			1090
10	2	–	–	–	685739-5	Stötfångarlist	Bumper moulding	1		1100
11	2	–	–	–	688548-7	Hållare	Retainer	1		1110
12	8	–	–	–	958236-2	Skruv	Screw			1
13	1	–	–	–	688542-0	Nummerplåtshållare	Number plate holder	2	CH–100253.	1
14	2	–	–	–	940100-1	Skruv	Screw	0	CH–100253.	1140
15	2	–	–	–	955825-5	Mutter	Nut	0	CH–100253.	1
16	2	–	–	–	955893-3	Bricka	Washer	0	CH–100253.	1
17	2	–	–	–	955920-4	Fjäderbricka	Spring washer	0	CH–100253.	1170
18	1	–	–	–	685812-0	Stötfångare, bakre	Bumper, rear	1		1
19	1	–	–	–	676264-5	Bärjärn, V	Support arm, L	1		1
20	1	–	–	–	676265-2	Bärjärn, H	Support arm, R	1		1200
21	6	–	–	–	944209-6	Skruv	Bolt	0		1
22	4	–	–	–	943052-1	Bult	Bolt	0		1
23	4	–	–	–	955827-1	Mutter	Nut	0		1230
24	4	–	–	–	942336-9	Fjädrande bricka	Resilient washer	0		1240
25	2	–	–	–	685740-3	Stötfångarlist, yttre	Bumper moulding, outer	1		1250
26	1	–	–	–	688572-7	Stötfångarlist, mittdel	Bumper moulding, centre	1		1260
27	2	–	–	–	688573-5	Hållare	Retainer	1		1270
28	10	–	–	–	958236-2	Skruv	Screw	0		1280

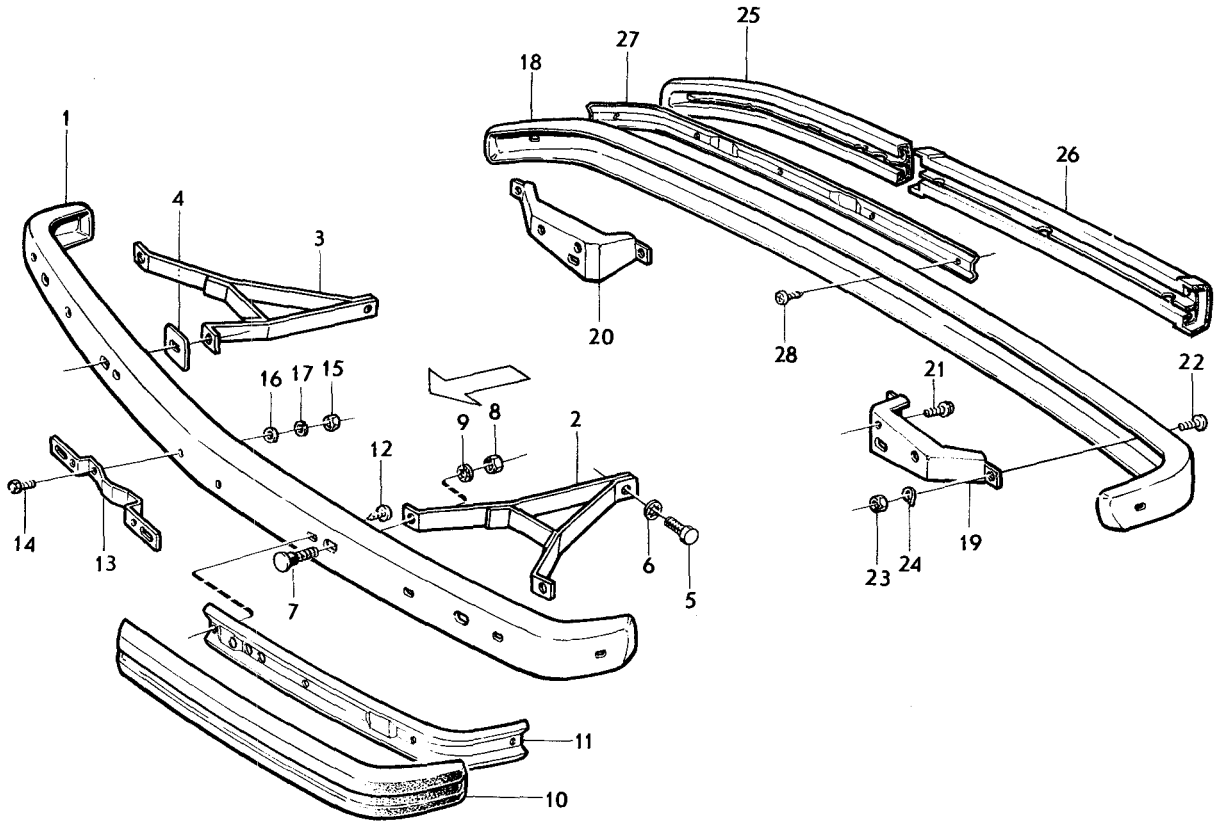

VOLVO PARTS
1 080 10525

Sida / Page	Grupp / Group	Benämning	Description	Illustration	
100	8	Stötfångare excl USA, CAN. CH 102950–	Bumpers excl USA, CAN. CH 102950–	12127 1975-03	1200

Pos. Fig.	Antal/Quantity				Detalj nr Part No	Benämning	Description	Sats Kit	Anmärkning Notes	
1	1	–	–	–	1213537-2	Stötfångare, främre	Bumper, front			1010
2	1	–	–	–	1213857-4	Bärjärn, V	Support arm, L			1020
	1	–	–	–	1213859-0	Bärjärn, H	Support arm, R			1030
3	4	–	–	–	955561-6	Skruv	Screw			1040
4	4	–	–	–	960145-1	Låsbricka	Lock washer			1050
5	2	–	–	–	1213698-2	Dämpare	Energy absorber			1060
6	2	–	–	–	1203142-3	Styrhylsa	Sleeve			1070
7	2	–	–	–	1203225-6	Fäste	Anchorage			1080
8	2	–	–	–	963108-6	Mutter	Nut			1090
9	2	–	–	–	955897-4	Bricka	Washer			1100
10	2	–	–	–	1213694-1	Fäste	Anchorage			1110
11	4	–	–	–	955783-6	Mutter	Nut		CH–115196.	1120
	4	–	–	–	945409-1	Flänsmutter	Flange nut		CH 115197–.	1125
12	4	–	–	–	960148-5	Bricka	Washer		CH–115196.	1130
13	4	–	–	–	955315-7	Skruv	Screw			1140
14	4	–	–	–	960148-5	Bricka	Washer			1150
15	1	–	–	–	1203319-7	Stötfångarlist, V	Bumper moulding, L			1160
16	1	–	–	–	1203320-5	Stötfångarlist, H	Bumper moulding, R			1170
17	1	–	–	–	1213812-9	Stötfångarlist, mitt	Bumper moulding, centre			1180
18	2	–	–	–	1213632-1	Hållare, yttre	Retainer, outer			1190
19	1	–	–	–	1213813-7	Hållare, mitt	Retainer, centre			1200
20	22	–	–	–	958237-0	Skruv	Screw			1210
21	2	–	–	–	955138-3	Skruv	Screw			1220
22	2	–	–	–	947739-9	Plastmutter	Plastic nut		(946606)	1230
23	4	–	–	–	1203680-2	Clips	Clip		(1203165).	1240
24	1	–	–	–	1203147-2	Täckplåt	Cover plate			1250
25	5	–	–	–	955138-3	Skruv	Screw			1260
26	1	–	–	–	1213244-5	Mellanlägg	Spacer			1270
27	4	–	–	–	1213295-7	Klammer	Clamp			1280
28	1	–	–	–	1213538-0	Stötfångare, bakre	Bumper, rear			1290
29	2	–	–	–	1213686-7	Bärjärn	Support arm			1300
30	2	–	–	–	1213698-2	Dämpare	Energy absorber			1310
31	2	–	–	–	1203142-3	Styrhylsa	Sleeve			1320
32	2	–	–	–	1203225-6	Fäste	Anchorage			1330
33	2	–	–	–	963108-6	Mutter	Nut			1340
34	2	–	–	–	955897-4	Bricka	Washer			1350
35	2	–	–	–	1203195-1	Styrbricka	Guide bracket			1360
36	2	–	–	–	1203196-9	Mellanlägg	Spacer			1370
37	4	–	–	–	955294-4	Skruv	Screw			1380
38	4	–	–	–	955894-1	Bricka	Washer			1390
39	2	–	–	–	962912-2	Skruv	Screw			1400
39a	2	–	–	–	955899-0	Bricka	Washer			1405
40	2	–	–	–	1213690-9	Fäste	Anchorage			1410
41	4	–	–	–	955783-6	Mutter	Nut		CH–115196.	1420
	4	–	–	–	945409-1	Flänsmutter	Flange nut		CH 115197–.	1425
42	4	–	–	–	960148-5	Bricka	Washer		CH–115196.	1430
43	4	–	–	–	955315-7	Skruv	Screw			1440
44	4	–	–	–	960148-5	Bricka	Washer			1450
45	1	–	–	–	1213639-6	Stötfångarlist, V	Bumper moulding, L			1460
	1	–	–	–	1213640-4	Stötfångarlist, H	Bumper moulding, R			1470
46	1	–	–	–	1213641-2	Stötfångarlist, mitt	Bumper moulding, centre			1480
47	2	–	–	–	1213642-0	Hållare	Retainer			1490
48	20	–	–	–	958237-0	Skruv	Screw			1500
49	4	–	–	–	1203680-2	Clips	Clip		(1203165).	1510
50	1	–	–	–	1213643-8	Täcklist, V	Cover moulding, L			1520
	1	–	–	–	1213644-6	Täcklist, H	Cover moulding, R			1530
51	1	–	–	–	1203279-3	Hållare, V	Retainer, L			1540
	1	–	–	–	1203280-1	Hållare, H	Retainer, R			1550
52	2	–	–	–	945407-5	Mutter	Nut			1560
53	1	–	–	–	1213645-3	Täcklist, mitt	Cover moulding, centre			1570
54	1	–	–	–	1203085-4	Stöd	Support			1580
55	3	–	–	–	1203156-3	Clips	Clip			1590

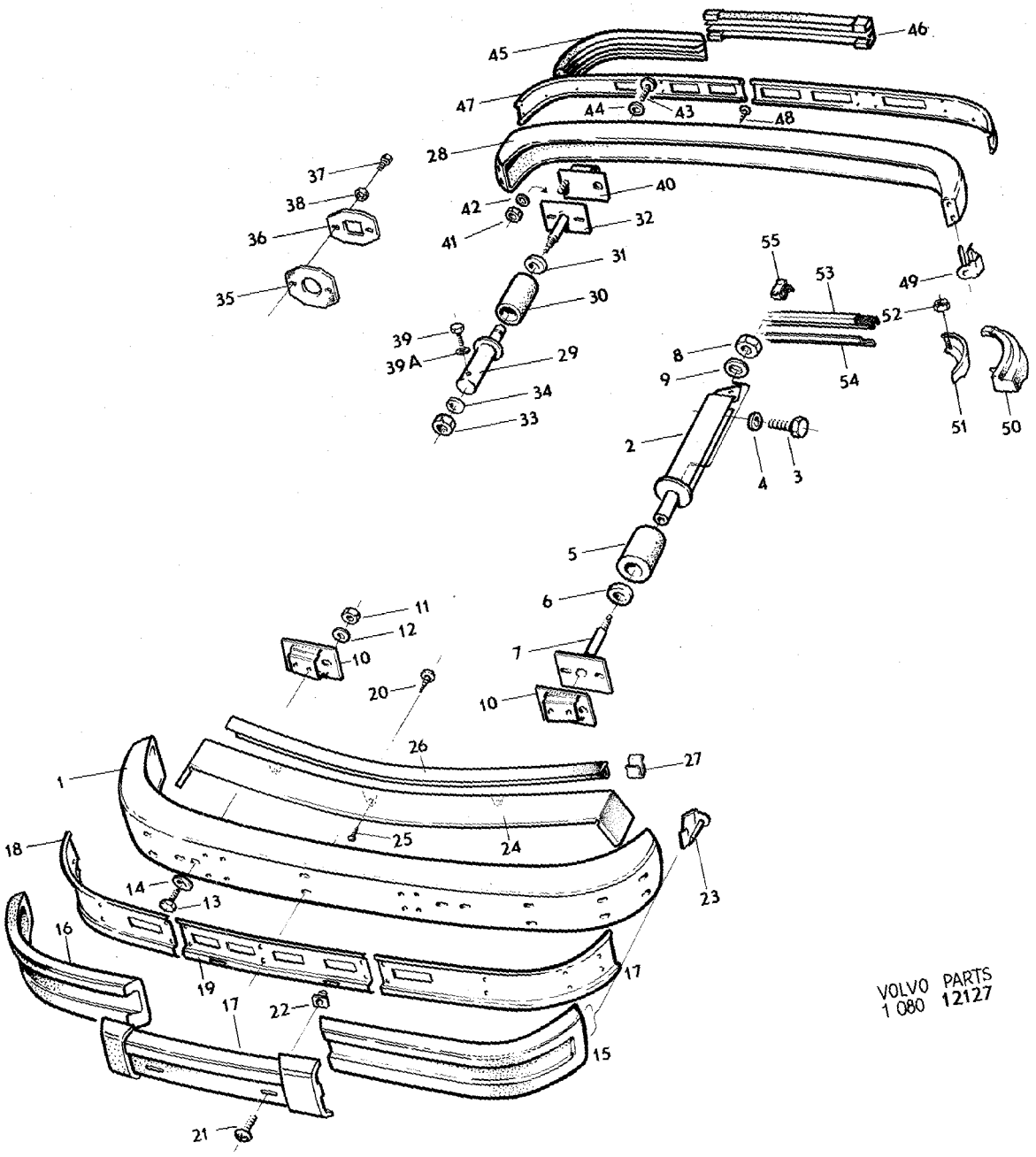

VOLVO PARTS
1 080 12127

Sida 102 Page | Grupp 8 Group | Stötfångare USA, CAN CH 74450–102949 | Bumpers USA, CAN CH 74450–102949 | Illustration 12128 1975-12 | 1250

Pos. Fig.	Antal/Quantity				Detalj nr Part No	Benämning	Description	Sats Kit	Anmärkning Notes	
1	1	–	–	–	1213108-2	Stötfångare, främre	Bumper, front	1		1010
2	2	–	–	–	1213088-6	Fäste	Anchorage			1020
3	4	–	–	–	940115-9	Skruv	Bolt	0		1030
4	4	–	–	–	950354-1	Mutter	Nut	0		1040
5	4	–	–	–	940097-9	Bricka	Washer	0		1050
6	1	–	–	–	1213171-0	Bärjärn, V	Support arm, L	1		1060
	1	–	–	–	1213172-8	Bärjärn, H	Support arm, R	1		1070
7	2	–	–	–	955561-6	Skruv	Screw	0		1080
8	2	–	–	–	955951-9	Låsbricka	Lock washer	0		1090
9	2	–	–	–	1213182-7	Dämpare	Energy absorber			1100
10	2	–	–	–	1213179-3	Mellanlägg	Spacer			1110
11	2	–	–	–	1213175-1	Klammer	Clamp			
12	2	–	–	–	955525-1	Skruv	Bolt	0		1130
13	2	–	–	–	955583-0	Skruv	Bolt	0		1140
14	2	–	–	–	950357-4	Mutter	Nut	0		
15	2	–	–	–	955583-0	Skruv	Bolt	0		1160
16	2	–	–	–	946163-3	Bricka	Washer			1165
17	2	–	–	–	941911-0	Fjädrande bricka	Resilient washer			
18	2	–	–	–	685739-5	Stötfångarlist, yttre	Bumper moulding, outer			
19	1	–	–	–	1211841-0	Stötfångarlist, mittdel	Bumper moulding, centre section			1190
20	2	–	–	–	688548-7	Hållare, yttre	Retainer, outer			
21	2	–	–	–	1211839-4	Hållare, mittdel	Retainer, centre section			1220
22	10	–	–	–	958237-0	Skruv	Screw			1230
23	1	–	–	–		Stötfångarlist	Bumper moulding	8	SPEC UTF GERMANY	1231
24	2	–	–	–		Hållare	Retainer	8	SPEC UTF GERMANY	1232
25	2	–	–	–	958236-2	Skruv	Screw		SPEC UTF GERMANY	1233
26	1	–	–	–	1211842-8	Nummerplåtshållare	Number plate holder			1240
27	2	–	–	–	956090-5	Skruv	Screw		TID UTF.	1250
	2	–	–	–	946501-4	Skruv	Screw		SEN UTF.	1255
28	2	–	–	–	955892-5	Bricka	Washer		TID UTF.	1260
29	1	–	–	–	1203143-1	Täckplåt	Escutcheon plate		(1203145)	1265
30	7	–	–	–	955137-5	Skruv	Screw			1270
31	1	–	–	–	1213244-5	Mellanlägg	Spacer			1280
32	4	–	–	–	1213295-7	Klammer	Clamp			1290
33	2	–	–	–	1213245-2	Plugg	Plug			1300
34	1	–	–	–	1213102-5	Stötfångare, bakre	Bumper, rear			1310
35	1	–	–	–	1213193-4	Dämpare, V	Energy absorber, L			1320
	1	–	–	–	1213194-2	Dämpare, H	Energy absorber, R			
36	2	–	–	–	1213168-6	Mellanlägg	Spacer			
37	4	–	–	–	192348-1	Bult	Bolt			1350
38	4	–	–	–	955827-1	Mutter	Nut			
39	4	–	–	–	942336-9	Fjädrande bricka	Resilient washer			1370
40	6	–	–	–	944429-0	Skruv	Screw			1380
41	4	–	–	–	955827-1	Mutter	Nut			
42	4	–	–	–	906826-3	Bricka	Washer			
43	2	–	–	–	685740-3	Stötfångarlist, yttre	Bumper moulding, outer			1410
44	1	–	–	–	688572-7	Stötfångarlist, mittdel	Bumper moulding, centre section			
45	2	–	–	–	688573-5	Hållare	Retainer			1440
46	10	–	–	–	958237-0	Skruv	Screw			1450
47	1	–	–	–	1213287-4	Täcklist	Cover moulding			1460
48	2	–	–	–	955129-2	Skruv	Screw			1470
48a	2	–	–	–	960138-6	Bricka	Washer			1475
49	1	–	–	–		Stötfångarlist	Bumper moulding	8	SPEC UTF GERMANY	1480
50	2	–	–	–		Hållare	Retainer	8	SPEC UTF GERMANY	1490
51	2	–	–	–	958236-2	Skruv	Screw		SPEC UTF GERMANY	1500

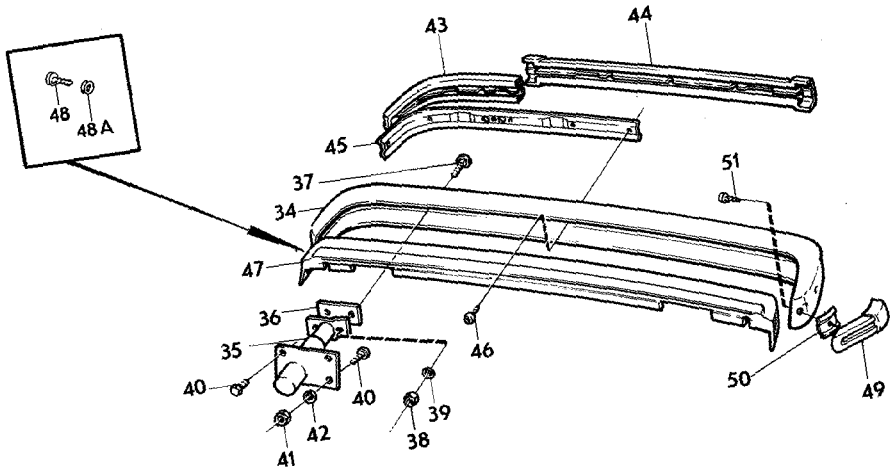

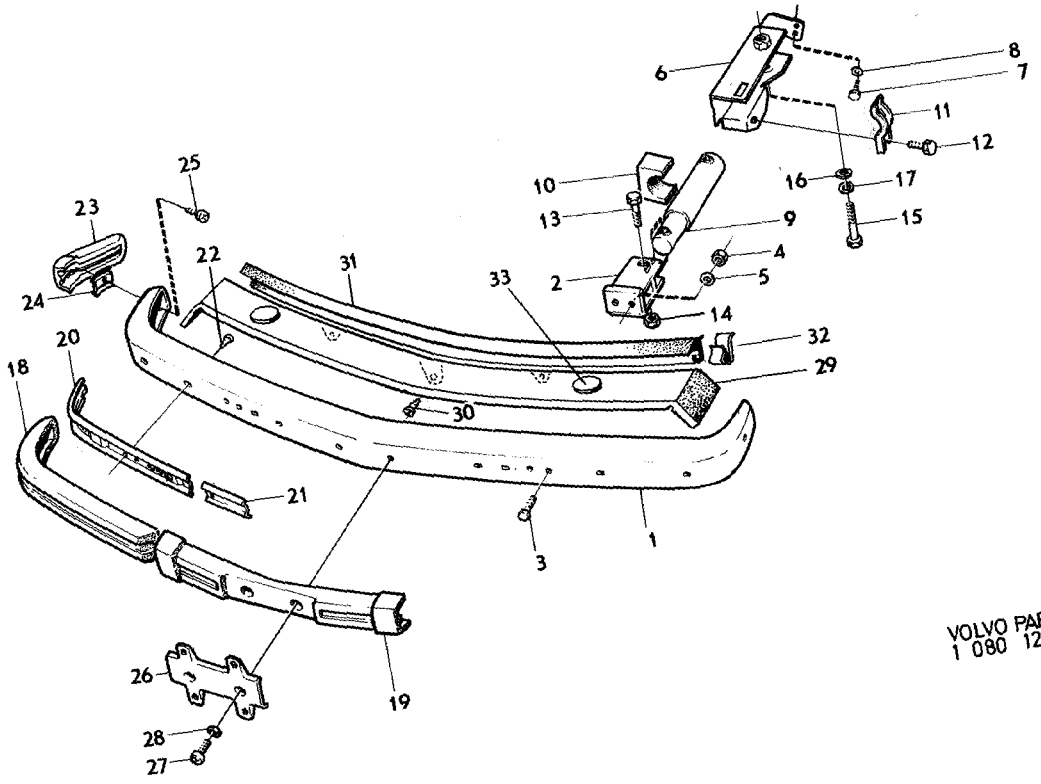

VOLVO PARTS
1 080 12128

Sida 104 Page | Grupp 8 Group | Stötfångare USA, CAN CH 102950–. | Bumpers USA, CAN CH 102950–. | Illustration 14162 | 1260

1975-03

Pos. Fig.	Antal/Quantity				Detalj nr Part No	Benämning	Description	Sats Kit	Anmärkning Notes	
1	1	–	–	–	1213197-5	Stötfångare, främre	Bumper, front			2010
2	2	–	–	–	1213496-1	Fäste	Anchorage			2020
3	4	–	–	–	940114-2	Skruv	Screw			2030
4	4	–	–	–	940097-9	Bricka	Washer			2040
5	1	–	–	–	1203689-3	Bärjärn, V	Support arm, L		CH–123475.	2050
	1	–	–	–	1202697-7	Bärjärn, V	Support arm, L		CH 123476–.	2055
	1	–	–	–	1203690-1	Bärjärn, H	Support arm, R		CH–123475.	2060
	1	–	–	–	1202698-5	Bärjärn, H	Support arm, R		CH 123476–.	2065
6	2	–	–	–	955561-6	Skruv	Screw			2070
7	4	–	–	–	960145-1	Låsbricka	Lock washer			2080
8	2	–	–	–	1203163-9	Dämpare	Energy absorber			2090
9	2	–	–	–	1213179-3	Mellanlägg	Spacer			[illegible]
10	2	–	–	–	1213175-1	Klammer	Clamp			[illegible]
11	2	–	–	–	940132-4	Skruv	Bolt			2120
12	2	–	–	–	962912-2	Skruv	Bolt			[illegible]
13	2	–	–	–	963109-4	Mutter	Nut			[illegible]
14	2	–	–	–	962912-2	Skruv	Bolt			2150
15	2	–	–	–	941911-0	Fjädrande bricka	Resilient washer			[illegible]
16	1	–	–	–	1213629-7	Stötfångarlist, yttre, V	Bumper moulding, outer, L		CH–132566.	[illegible]
	1	–	–	–	1203319-7	Stötfångarlist, yttre, V	Bumper moulding, outer, L		CH 132567–.	2175
17	1	–	–	–	1213630-5	Stötfångarlist, yttre, H	Bumper moulding, outer, R		CH–132566.	[illegible]
	1	–	–	–	1203320-5	Stötfångarlist, yttre, H	Bumper moulding, outer, R		CH 132567–.	[illegible]
18	1	–	–	–	1213631-3	Stötfångarlist, mitt	Bumper moulding, centre			2190
19	2	–	–	–	1213632-1	Hållare, yttre	Retainer, outer			2200
20	2	–	–	–	1213633-9	Hållare, mitt	Retainer, centre			2210
21	20	–	–	–	958236-2	Skruv	Screw			2220
22	4	–	–	–	1203680-2	Clips	Clip		(1203165).	2230
23	1	–	–	–	1211842-8	Nummerplåtshållare	Number plate holder			2240
24	2	–	–	–	946501-4	Skruv	Screw			2250
25	1	–	–	–	1203143-1	Täckplåt	Cover plate			2260
26	7	–	–	–	955138-3	Skruv	Screw			2270
27	1	–	–	–	1213244-5	Mellanlägg	Spacer			2280
28	4	–	–	–	1213295-7	Klammer	Clamp			2290
29	2	–	–	–	1213245-2	Plugg	Plug			2300
30	1	–	–	–	1213198-3	Stötfångare, bakre	Bumper, rear		CH–132566.	2310
	1	–	–	–	1201685-3	Stötfångare, bakre	Bumper, rear		CH 132567–.	2315
31	2	–	–	–	1213565-3	Fäste	Anchorage		CH–132566.	2320
	2	–	–	–	1202510-2	Fäste	Anchorage		CH 132567–.	2323
32	4	–	–	–	940114-2	Skruv	Screw		CH–132566.	[illegible]
	4	–	–	–	955315-7	Skruv	Screw		CH 132567–.	[illegible]
33	4	–	–	–	940097-9	Bricka	Washer		CH–132566.	2340
	4	–	–	–	960148-5	Bricka	Washer		CH 132567–.	[illegible]
34	2	–	–	–	1203163-9	Dämpare	Energy absorber		CH–132566.	[illegible]
	2	–	–	–	1202389-1	Dämpare	Energy absorber		CH 132567–.	2355
35	2	–	–	–	1203195-1	Styrbricka	Guide bracket			[illegible]
36	2	–	–	–	1203196-9	Mellanlägg	Spacer			[illegible]
37	4	–	–	–	940133-2	Skruv	Screw			2380
38	4	–	–	–	955894-1	Bricka	Washer			[illegible]
39	2	–	–	–	962912-2	Skruv	Screw		CH–132566.	[illegible]
39a	4	–	–	–	955899-0	Bricka	Washer		CH–132566.	2405
	4	–	–	–	960143-6	Bricka	Washer		CH 132567–.	2407
40	2	–	–	–	963109-4	Mutter	Nut		CH–132566.	2410
	4	–	–	–	955783-6	Mutter	Nut		CH 132567–.	2415
41	2	–	–	–	962912-2	Skruv	Screw			2420
41a	2	–	–	–	955899-0	Bricka	Washer			2425
42	1	–	–	–	1213639-6	Stötfångarlist, yttre, V	Bumper moulding, outer, L		CH–132566.	2430
	1	–	–	–	1202886-6	Stötfångarlist, yttre, V	Bumper moulding, outer, L		CH 132567–.	2435
43	1	–	–	–	1213640-4	Stötfångarlist, yttre, H	Bumper moulding, outer, R		CH–132566.	2440
	1	–	–	–	1202887-4	Stötfångarlist, yttre, H	Bumper moulding, outer, R		CH 132567–.	2445
44	1	–	–	–	1213641-2	Stötfångarlist, mittdel	Bumper moulding, centre			2450
44a	2	–	–	–	1202866-8	Distansplåt	Spacer plate			2455
45	2	–	–	–	1213642-0	Hållare	Retainer		CH–132566.	2460
	2	–	–	–	1201864-4	Hållare	Retainer		CH 132567–.	2465

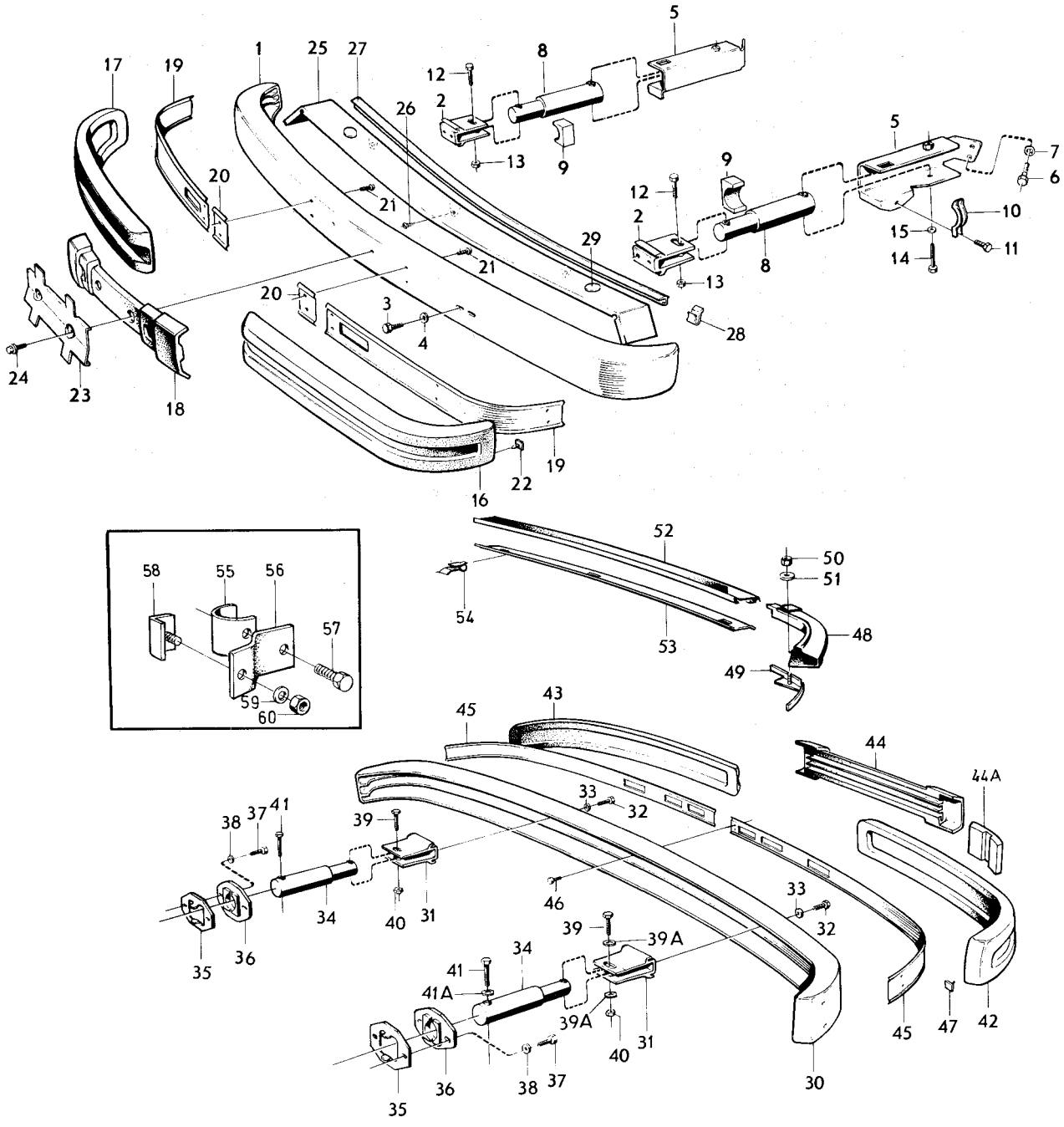

VOLVO PARTS
1 080 14162

Sida / Page	Grupp / Group	Stötfångare	Bumpers	Illustration	
106	8	USA, CAN CH 102950–.	USA, CAN CH 102950–.	14162	1260
				1975-12	

Pos. Fig.	Antal/Quantity				Detalj nr Part No	Benämning	Description	Sats Kit	Anmärkning Notes	
46	20	–	–	–	958236-2	Skruv	Screw			2470
47	4	–	–	–	1203680-2	Clips	Clip		(1203165).	2480
48	1	–	–	–	1213643-8	Täcklist, V	Cover moulding, L		CH–132566.	2490
	1	–	–	–	1213644-6	Täcklist, H	Cover moulding, R		CH–132566.	2500
	1	–	–	–	1247932-5	Täcklist	Cover moulding		CH 132567–.	2505
									(1201693)	2506
49	1	–	–	–	1203279-3	Hållare, V	Retainer, L		CH–132566.	2510
	1	–	–	–	1202070-7	Hållare, V	Retainer, L		CH 132567–.	2515
	1	–	–	–	1203280-1	Hållare, H	Retainer, R		CH–132566.	2520
	1	–	–	–	1202071-5	Hållare, H	Retainer, R		CH 132567–.	2525
50	2	–	–	–	945407-5	Mutter	Nut			2530
51	2	–	–	–	955892-5	Bricka	Washer			25
52	1	–	–	–	1213645-3	Täcklist, mitt	Cover moulding, centre		CH–132566.	25
53	1	–	–	–	1203085-4	Stöd	Support			2560
54	3	–	–	–	1203156-3	Clips	Clip			25
55	2	–	–	–	1202713-2	Distansplåt	Spacer plate		CH 132567–.	25
56	2	–	–	–	1202711-6	Distansgummi	Spacer rubber		CH 132567–.	2590
57	2	–	–	–	955295-1	Skruv	Screw		CH 132567–.	26
58	2	–	–	–	1202712-4	Fästplåt	Attaching plate			26
59	2	–	–	–	960141-0	Bricka	Washer		CH –148320	2620
60	2	–	–	–	955782-8	Mutter	Nut		CH –148320	26
	2	–	–	–	945408-3	Flänsmutter	Flange nut		CH 148321–	26

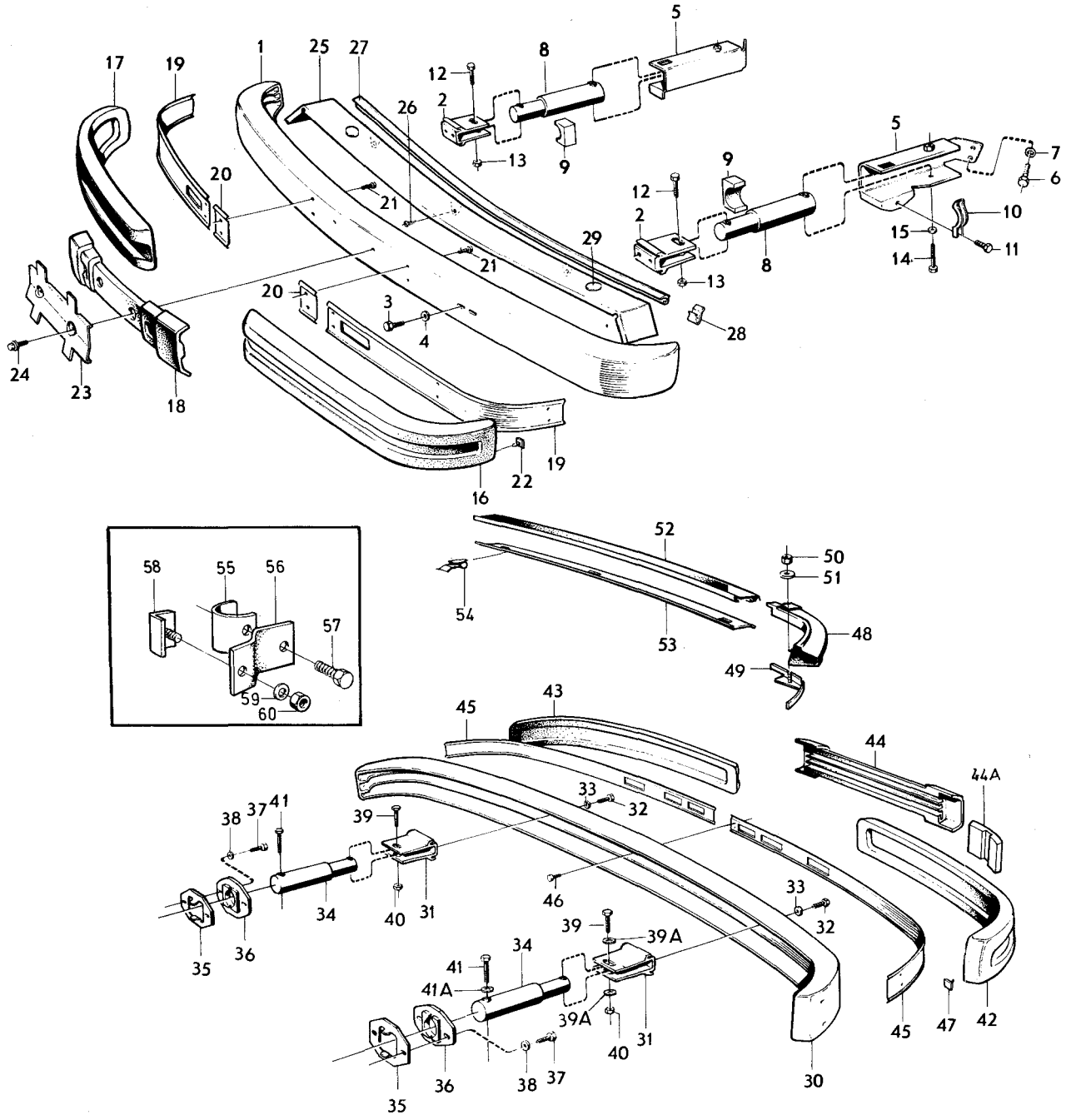

VOLVO PARTS
1 080 14162

Sida 108 Page | Grupp 8 Group | Golvbeklädnad omkr CH–50000. | Floor covering omkr CH–50000. | Illustration 8994 1975-12 | 1280

Pos. Fig.	Antal/Quantity VST	HST			Detalj nr Part No	Benämning	Description	Sats Kit	Anmärkning Notes	
1	1	–	–	–	680224-3	Isoleringsmatta, H	Insulating matting, H			3010
1a	1	–	–	–	678947-3	Matta, V	Mat, L	3	KOMB 900, 903, 906,	3020
									924, 925, 926	3030
	–	1	–	–	678949-9	Matta, V	Mat, L	3	KOMB 900, 903, 906,	3040
									924, 925, 926	3050
	1	–	–	–	680376-1	Matta, V	Mat, L	3	KOMB 901, 904, 907	3060
	–	1	–	–	693739-5	Matta, V	Mat, L	3	KOMB 901, 904, 907.	3070
									(680410)	3075
	1	–	–	–	680378-7	Matta, V	Mat, L	3	KOMB 902, 905, 908	3080
	–	1	–	–	680412-4	Matta, V	Mat, L	3	KOMB 902, 905, 908	3090
	1	–	–	–	693723-9	Matta, V	Mat, L	3	KOMB 912,	3100
									914 SPEC UTF 5764,	3
									916, 918	3
	–	1	–	–	693739-5	Matta, V	Mat, L	3	KOMB 912,	3130
									914 SPEC UTF 5765	3
									916, 918	3
	1	–	–	–	693725-4	Matta, V	Mat, L	3	KOMB 913, 917, 919	3160
	–	1	–	–	693741-1	Matta, V	Mat, L	3	KOMB 913, 917, 919	3
	1	–	–	–		Matta, V	Mat, L	8	KOMB 914	3
	–	–	–	–		.....	.....		EXCL SPEC UTF 5764	3190
	–	1	–	–	693743-7	Matta, V	Mat, L	3	KOMB 914	3
									EXCL SPEC UTF 5765	3
	1	–	–	–	693729-6	Matta, V	Mat, L	3	KOMB 915, 922, 923	3220
	–	1	–	–	693745-2	Matta, V	Mat, L	3	KOMB 915, 922, 923	3230
	1	–	–	–	694912-7	Matta, V	Mat, L	3	KOMB 927, 928, 940,	3240
									942.	3245
	–	1	–	–	694922-6	Matta, V	Mat, L	3	KOMB 927, 928, 940,	3250
									942.	3255
	1	–	–	–	694964-8	Matta, V	Mat, L	3	KOMB 932	3260
	–	1	–	–	694973-9	Matta, V	Mat, L	3	KOMB 932	3270
	1	–	–	–	694914-3	Matta, V	Mat, L	3	KOMB 941	3280
	–	1	–	–	694924-2	Matta, V	Mat, L	3	KOMB 941	3290
2	1	–	–	–	678948-1	Matta, H	Mat, R	3	KOMB 900, 903, 906,	3300
									924, 925, 926	3310
	–	1	–	–	678950-7	Matta, H	Mat, R	3	KOMB 900, 903, 906,	3320
									924, 925, 926	3330
	1	–	–	–	680377-9	Matta, H	Mat, R		KOMB 901, 904, 907	3340
									ERS AV 693724–7	3345
	–	1	–	–	680411-6	Matta, H	Mat, R	3	KOMB 901, 904, 907	3
	1	–	–	–	680379-5	Matta, H	Mat, R	3	KOMB 902, 905, 908	3
	–	1	–	–	680413-2	Matta, H	Mat, R	3	KOMB 902, 905, 908	3370
	1	–	–	–	693724-7	Matta, H	Mat, R	3	KOMB 912,	3
									914 SPEC UTF 5764,	3
									916, 918	3400
	–	1	–	–	693740-3	Matta, H	Mat, R	3	KOMB 912,	3410
									914 SPEC UTF 5765,	3
									916, 918	3430
	1	–	–	–	693726-2	Matta, H	Mat, R	3	KOMB 913, 917, 919	3
	–	1	–	–	693742-9	Matta, H	Mat, R	3	KOMB 913, 917, 919	3
	1	–	–	–	693728-8	Matta, H	Mat, R	3	KOMB 914	3460
									EXCL SPEC UTF 5764	3470
	–	1	–	–	693744-5	Matta, H	Mat, R	3	KOMB 914	3480
									EXCL SPEC UTF 5765	3490
	1	–	–	–	693730-4	Matta, H	Mat, R	3	KOMB 915, 922, 923	3500
	–	1	–	–	693746-0	Matta, H	Mat, R	3	KOMB 915, 922, 923	3510
	1	–	–	–	694913-5	Matta, H	Mat, R	3	KOMB 927, 928, 940,	3520
									942.	3525
	–	1	–	–	694923-4	Matta, H	Mat, R	3	KOMB 927, 928, 940,	3530
									942.	3535
	1	–	–	–	694965-5	Matta, H	Mat, R	3	KOMB 932	3540
	–	1	–	–	694974-7	Matta, H	Mat, R	3	KOMB 932	3550
	1	–	–	–	694915-0	Matta, H	Mat, R	3	KOMB 941	3560
	–	1	–	–	694925-9	Matta, H	Mat, R	3	KOMB 941	3570

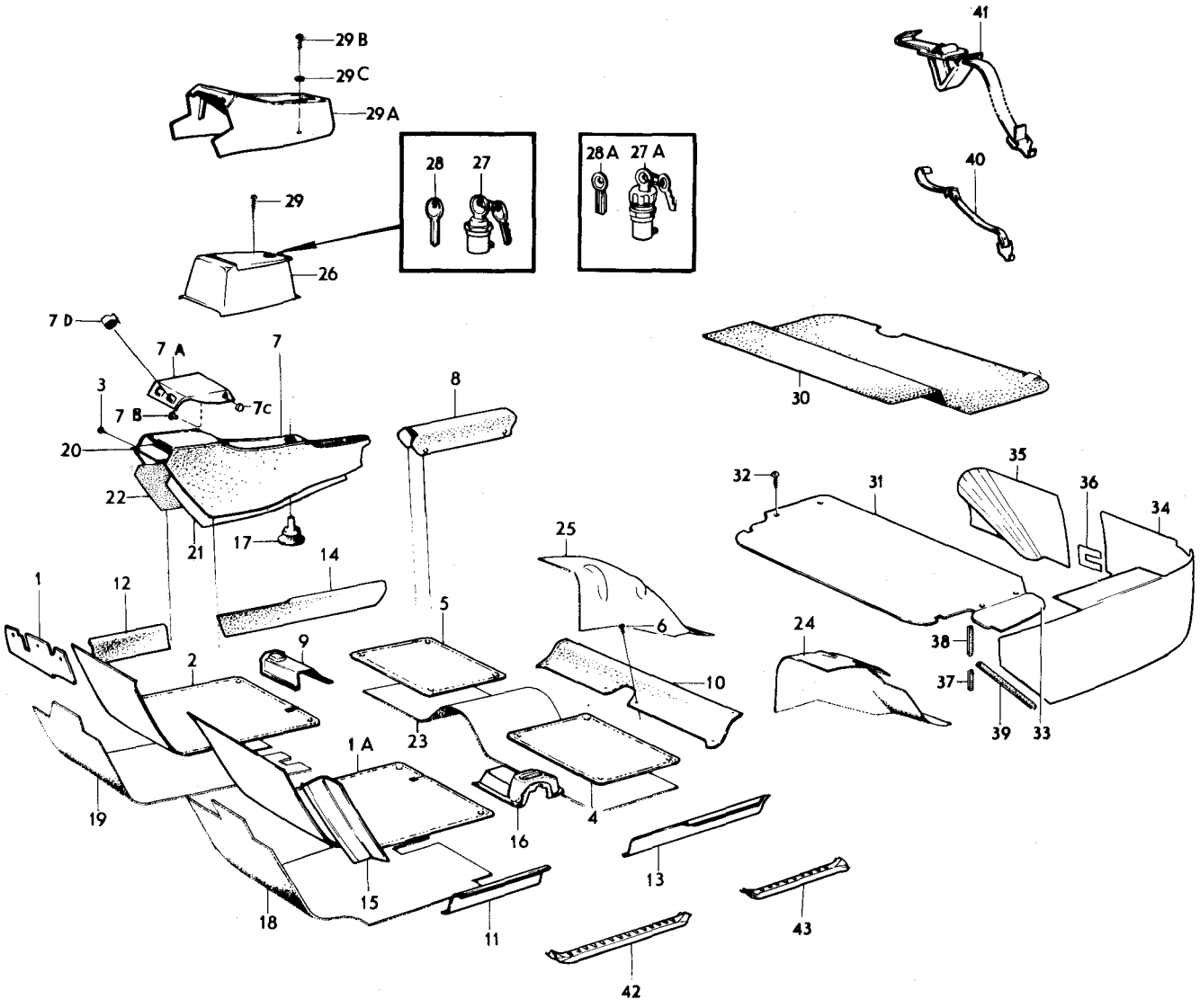

VOLVO
KA 8994

Sida 110 Page | Grupp 8 Group | Golvbeklädnad omkr CH–50000. | Floor covering omkr CH–50000. | Illustration 8994 1975-12 | 1280

Pos. Fig.	Antal/Quantity VST	HST			Detalj nr Part No	Benämning	Description	Sats Kit	Anmärkning Notes	
3	8	8	–	–	94942-0	Skruv	Screw	3		3580
4	1	–	–	–	678945-7	Matta, V	Mat, L	8	KOMB 900, 903, 906, 924, 925, 926	4007 4008
	–	1	–	–	681307-5	Matta, V	Mat, L	4	KOMB 900, 903, 906, 924, 925, 926	4009 4010
	1	–	–	–	693731-2	Matta, V	Mat, L	4	KOMB 901, 904, 907	4011
	–	1	–	–	681309-1	Matta, V	Mat, L	4	KOMB 901, 904, 907	4020
	1	–	–	–	680382-9	Matta, V	Mat, L	4	KOMB 902, 905, 908	4030
	–	1	–	–	681311-7	Matta, V	Mat, L	4	KOMB 902, 905, 908	4040
	1	–	–	–	693731-2	Matta, V	Mat, L	4	KOMB 912, 914 SPEC UTF 5764, 916, 918	4050 4060
	–	1	–	–	693747-8	Matta, V	Mat, L	4	KOMB 912, 914 SPEC UTF 5765, 916, 918	4080 4090
	1	–	–	–	693733-8	Matta, V	Mat, L	4	KOMB 913, 917, 919	4110
	–	1	–	–	693749-4	Matta, V	Mat, L	4	KOMB 913, 917, 919	4120
	1	–	–	–	693735-3	Matta, V	Mat, L	4	KOMB 914 EXCL SPEC UTF 5764	4140
	–	1	–	–	693751-0	Matta, V	Mat, L	4	KOMB 914 EXCL SPEC UTF 5765	4150
	1	–	–	–	693737-9	Matta, V	Mat, L	4	KOMB 915, 922, 923	4170
	–	1	–	–	693753-6	Matta, V	Mat, L	4	KOMB 915, 922, 923	4180
	1	–	–	–	694932-5	Matta, V	Mat, L	4	KOMB 927, 928, 940, 942.	4190 4195
	–	1	–	–	694942-4	Matta, V	Mat, L	4	KOMB 927, 928, 940, 942.	4200 4205
	1	–	–	–	694975-4	Matta, V	Mat, L	4	KOMB 932	4210
	–	1	–	–	694983-8	Matta, V	Mat, L	4	KOMB 932	4220
	1	–	–	–	694934-1	Matta, V	Mat, L	4	KOMB 941	4230
	–	1	–	–	694944-0	Matta, V	Mat, L	4	KOMB 941	4240
5	1	–	–	–	678946-5	Matta, H	Mat, R	4	KOMB 900, 903, 906, 924, 925, 926	4250 4260
	–	1	–	–	681308-3	Matta, H	Mat, R	4	KOMB 900, 903, 906, 924, 925, 926	4270 4280
	1	–	–	–	680381-1	Matta, H	Mat, R	4	KOMB 901, 904, 907 ERS AV 693732–0	4290 4300
	–	1	–	–	693748-6	Matta, H	Mat, R	4	KOMB 901, 904, 907 (681310)	4310
	1	–	–	–	680383-7	Matta, H	Mat, R	4	KOMB 902, 905, 908	4320
	–	1	–	–		Matta, H	Mat, R	8	KOMB 902, 905, 908	4330
	1	–	–	–	693732-0	Matta, H	Mat, R	4	KOMB 912, 914 SPEC UTF 5764, 916, 918	4350 4360
	–	1	–	–	693748-6	Matta, H	Mat, R	4	KOMB 912, 914 SPEC UTF 5765, 916, 918	4370 4390
	1	–	–	–	693734-6	Matta, H	Mat, R	4	KOMB 913, 917, 919	4410
	–	1	–	–	693750-2	Matta, H	Mat, R	4	KOMB 913, 917, 919	4420
	1	–	–	–	693736-1	Matta, H	Mat, R	4	KOMB 914 EXCL SPEC UTF 5764	4420 4430
	–	1	–	–	693752-8	Matta, H	Mat, R	4	KOMB 914 EXCL SPEC UTF 5765	4440 4450
	1	–	–	–	693738-7	Matta, H	Mat, R	4	KOMB 915, 922, 923	4460
	–	1	–	–	693754-4	Matta, H	Mat, R	4	KOMB 915, 922, 923	4470
	1	–	–	–	694933-3	Matta, H	Mat, R	4	KOMB 927, 928, 940, 942.	4480 4485
	–	1	–	–	694943-2	Matta, H	Mat, R	4	KOMB 927, 928, 940, 942.	4490 4495
	1	–	–	–	694976-2	Matta, H	Mat, R	4	KOMB 932	4500
	–	1	–	–	694984-6	Matta, H	Mat, R	4	KOMB 932	4510
	1	–	–	–	694935-8	Matta, H	Mat, R	4	KOMB 941	4520
	–	1	–	–	694945-7	Matta, H	Mat, R	4	KOMB 941	4530

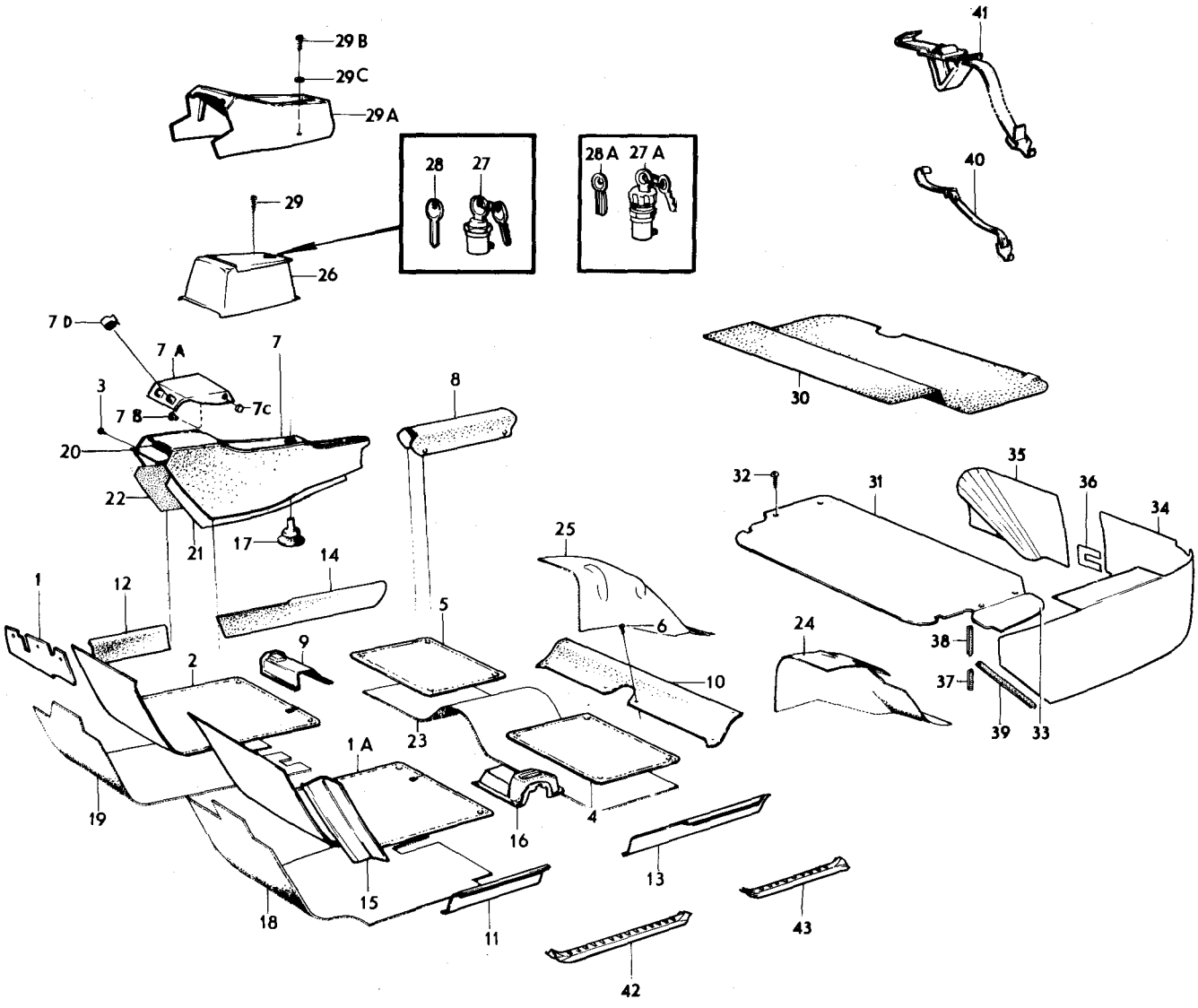

VOLVO
KA 8994

Sida 112 Page | Grupp 8 Group | Golvbeklädnad omkr CH–50000. | Floor covering omkr CH–50000. | Illustration 8994 1975-12 | 1280

Pos. Fig.	Antal/Quantity VST	HST			Detalj nr Part No	Benämning	Description	Sats Kit	Anmärkning Notes	
6	6	6	–	–	94942-0	Skruv	Screw	3		4540
7	1	1	–	–	678943-2	Matta	Mat	3	KOMB 900, 903, 906,	5010
									CH –2844	5020
	1	1	–	–	693889-8	Matta	Mat	3	KOMB 900, 903, 906,	5030
									CH 2845–.	5040
									KOMB 924, 925, 926	5050
	1	1	–	–	680372-0	Matta	Mat	3	KOMB 901, 904, 907,	5060
									CH –2844	5070
	1	1	–	–	693890-6	Matta	Mat	3	KOMB 901, 904, 907,	5080
									CH 2845–	5090
	1	1	–	–	680373-8	Matta	Mat	3	KOMB 902, 905, 908,	5100
									CH –2844	5110
	1	1	–	–	693891-4	Matta	Mat	3	KOMB 902, 905, 908,	5120
									CH 2845–	5130
	1	1	–	–	693715-5	Matta	Mat	3	KOMB 912, 914	5140
									SPEC UTF 5764, 5765	5150
									916, 918	5160
	1	1	–	–	693716-3	Matta	Mat	3	KOMB 913, 917, 919	5170
	1	1	–	–	693717-1	Matta	Mat	3	KOMB 914 EXCL SPEC	5180
									UTF 5764, 5765.	5190
	1	1	–	–	693718-9	Matta	Mat	3	KOMB 915, 922, 923	5200
	1	1	–	–	694948-1	Matta	Mat	3	KOMB 927, 928, 940,	5210
									942	5215
	1	1	–	–	694985-3	Matta	Mat	3	KOMB 932	5220
	1	1	–	–	694949-9	Matta	Mat	3	KOMB 941	5230
7a	1	1	–	–	682308-2	Matta	Mat	3	CH –2871	5240
7b	2	2	–	–	94944-6	•Knapp	•Button			5250
7c	2	2	–	–	94945-3	•Hållare	•Retainer			5260
7d	6	6	–	–	682438-7	Clips	Clip		CH –2871	5270
8	1	1	–	–	678944-0	Matta	Mat	4	KOMB 900, 903	5280
	1	1	–	–	680374-6	Matta	Mat	4	KOMB 901, 904	5290
	1	1	–	–	680375-3	Matta	Mat	4	KOMB 902, 905	5300
	1	1	–	–	682058-3	Matta	Mat	4	KOMB 906,	5310
									ERS AV 695171–9	5320
	1	1	–	–	682059-1	Matta	Mat	4	KOMB 907	5330
	1	1	–	–		Matta	Mat	8	KOMB 908	5340
	1	1	–	–	695167-7	Matta	Mat	4	KOMB 912, 916, 918,	5350
									914 SPEC UTF 5764,	5360
									5765	5370
	1	1	–	–	695168-5	Matta	Mat	4	KOMB 913, 917, 919	5380
	1	1	–	–	695169-3	Matta	Mat	4	KOMB 914 EXCL SPEC	5390
									UTF 5764, 5765.	5400
	1	1	–	–	695170-1	Matta	Mat	4	KOMB 915, 922, 923	5410
	1	1	–	–	695171-9	Matta	Mat	4	KOMB 924, 925, 926	5420
	1	1	–	–		Matta	Mat	8	KOMB 927, 928, 940	5430
									942.	5435
	1	1	–	–	694707-1	Matta	Mat	4	KOMB 932	5440
	1	1	–	–	694958-0	Matta	Mat	4	KOMB 941	5450
9	1	–	–	–	681835-5	Matta	Mat		KOMB 900, 903, 906,	5460
									924, 925, 926, 914	5470
									EXCL SPEC UTF 5764	5480
	1	–	–	–	681837-1	Matta	Mat		KOMB 901, 904, 907,	5490
									912, 916, 918,	5500
									914 SPEC UTF 5764.	5510
	1	–	–	–	681839-7	Matta	Mat		KOMB 902, 905, 908	5520
	1	–	–	–	683941-9	Matta	Mat		KOMB 913.	5530
									KOMB 917, 919,	5540
									CH –32399	5550
	1	–	–	–	683945-0	Matta	Mat		KOMB 915, 922, 923	5560
									CH –32399	5570
	1	–	–	–	678093-6	Matta	Mat		CH 32400	5580
	–	1	–	–	678094-4	Matta	Mat			5590

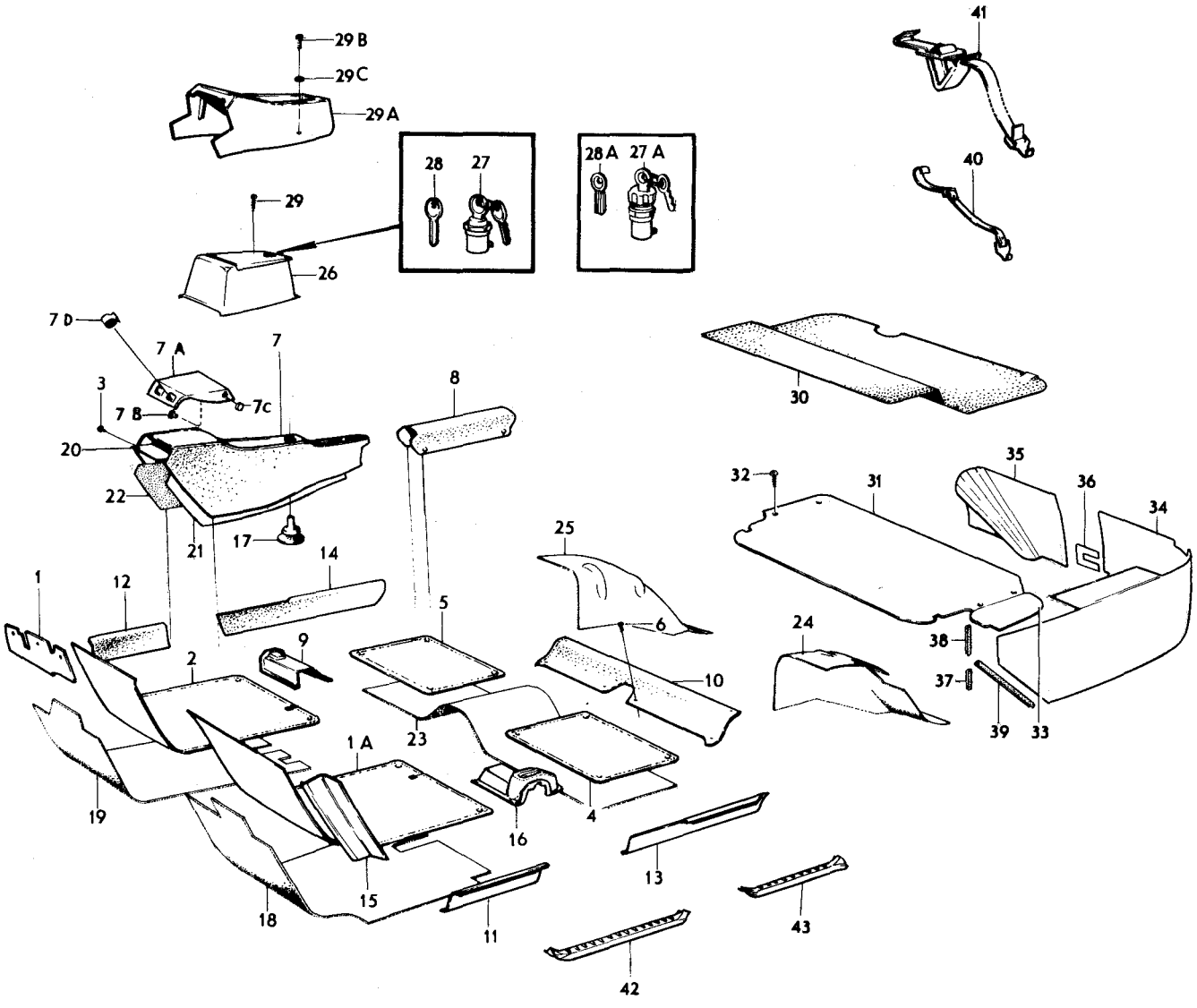

VOLVO
KA 8994

Sida 114 Page | Grupp 8 Group | Golvbeklädnad omkr CH–50000. | Floor covering omkr CH–50000. | Illustration 8994 1975-12 | 1280

Pos. Fig.	Antal/Quantity VST	HST			Detalj nr Part No	Benämning	Description	Sats Kit	Anmärkning Notes	
10	1	1	–	–	679279-0	Matta	Mat		KOMB 900, 903, 906	6010
									924, 925, 926	6020
	1	1	–	–	680396-9	Matta	Mat		KOMB 901, 904, 907	6030
	1	1	–	–	680397-7	Matta	Mat		KOMB 902, 905, 908	6040
	1	1	–	–	693755-1	Matta	Mat		KOMB 912, 914	6050
									SPEC UTF 5764, 5765	6060
									916, 918	6070
	1	1	–	–	693756-9	Matta	Mat		KOMB 913, 917, 919	6080
	1	1	–	–	693757-7	Matta	Mat		KOMB 914 EXCL SPEC	6090
									UTF 5764, 5765.	6100
	1	1	–	–	693758-5	Matta	Mat		KOMB 915, 922, 923	6110
	1	1	–	–	694950-7	Matta	Mat		KOMB 927, 928, 940	6[illegible]
									942.	6[illegible]
	1	1	–	–	694966-3	Matta	Mat		KOMB 932	6130
	1	1	–	–	694951-5	Matta	Mat		KOMB 941	6[illegible]
11	1	1	–	–	679285-7	Matta, V	Mat, L		KOMB 900, 903, 906,	6[illegible]
									924, 925, 926	6160
	1	1	–	–	680384-5	Matta, V	Mat, L		KOMB 901, 904, 907	6[illegible]
	1	1	–	–	680386-0	Matta, V	Mat, L		KOMB 902, 905, 908	6[illegible]
	1	1	–	–	693763-5	Matta, V	Mat, L		KOMB 912, 916, 918	6190
									914 SPEC UTF	6[illegible]
									5764, 5765	6[illegible]
	1	1	–	–	693765-0	Matta, V	Mat, L		KOMB 913, 917, 919	6220
	1	1	–	–	693767-6	Matta, V	Mat, L		KOMB 914 EXCL SPEC	6230
									UTF 5764, 5765.	6240
	1	1	–	–	693769-2	Matta, V	Mat, L		KOMB 915, 922, 923	6250
	1	1	–	–	694967-1	Matta, V	Mat, L		KOMB 927, 928, 940,	6260
									942.	6265
	1	1	–	–	694708-9	Matta, V	Mat, L		KOMB 932	6270
	1	1	–	–	694969-7	Matta, V	Mat, L		KOMB 941	6280
12	1	1	–	–		Matta, H	Mat, R	8	KOMB 900, 903, 906,	6290
									924, 925, 926	6300
	1	1	–	–	680385-2	Matta, H	Mat, R		KOMB 901, 904, 907	6310
	1	1	–	–	680387-8	Matta, H	Mat, R		KOMB 902, 905, 908	6320
	1	1	–	–	693764-3	Matta, H	Mat, R		KOMB 912, 916, 918,	6330
									914 SPEC UTF 5764,	6340
									5765.	6350
	1	1	–	–	693766-8	Matta, H	Mat, R		KOMB 913, 917, 919	6360
	1	1	–	–	693768-4	Matta, H	Mat, R		KOMB 914 EXCL SPEC	6[illegible]
									UTF 5764, 5765.	6[illegible]
	1	1	–	–	693770-0	Matta, H	Mat, R		KOMB 915, 922, 923	6390
	1	1	–	–	694968-9	Matta, H	Mat, R		KOMB 927, 928, 940,	6[illegible]
									942.	6[illegible]
	1	1	–	–	694847-5	Matta, H	Mat, R		KOMB 932	6410
	1	1	–	–	694970-5	Matta, H	Mat, R		KOMB 941	6[illegible]
13	1	1	–	–	679287-3	Matta, V	Mat, L		KOMB 900, 903, 906,	6[illegible]
									924, 925, 926	6440
	1	1	–	–	680388-6	Matta, V	Mat, L		KOMB 901, 904, 907	6[illegible]
	1	1	–	–	680390-2	Matta, V	Mat, L		KOMB 902, 905, 908	6[illegible]
	1	1	–	–	693771-8	Matta, V	Mat, L		KOMB 912, 916, 918,	6470
									914 SPEC UTF 5764,	6480
									5765.	6490
	1	1	–	–	693773-4	Matta, V	Mat, L		KOMB 913, 917, 919	6500
	1	1	–	–	693775-9	Matta, V	Mat, L		KOMB 914 EXCL SPEC	6510
									UTF 5764, 5765.	6520
	1	1	–	–	693777-5	Matta, V	Mat, L		KOMB 915, 922, 923	6530
	1	1	–	–	694977-0	Matta, V	Mat, L		KOMB 927, 928, 940,	6540
									942.	6545
	1	1	–	–	694866-5	Matta, V	Mat, L		KOMB 932	6550
	1	1	–	–	694979-6	Matta, V	Mat, L		KOMB 941	6560
14	1	1	–	–		Matta, H	Mat, R	8	KOMB 900, 903, 906,	7010
									924, 925, 926	7020
	1	1	–	–	680389-4	Matta, H	Mat, R		KOMB 901, 904, 907	7030

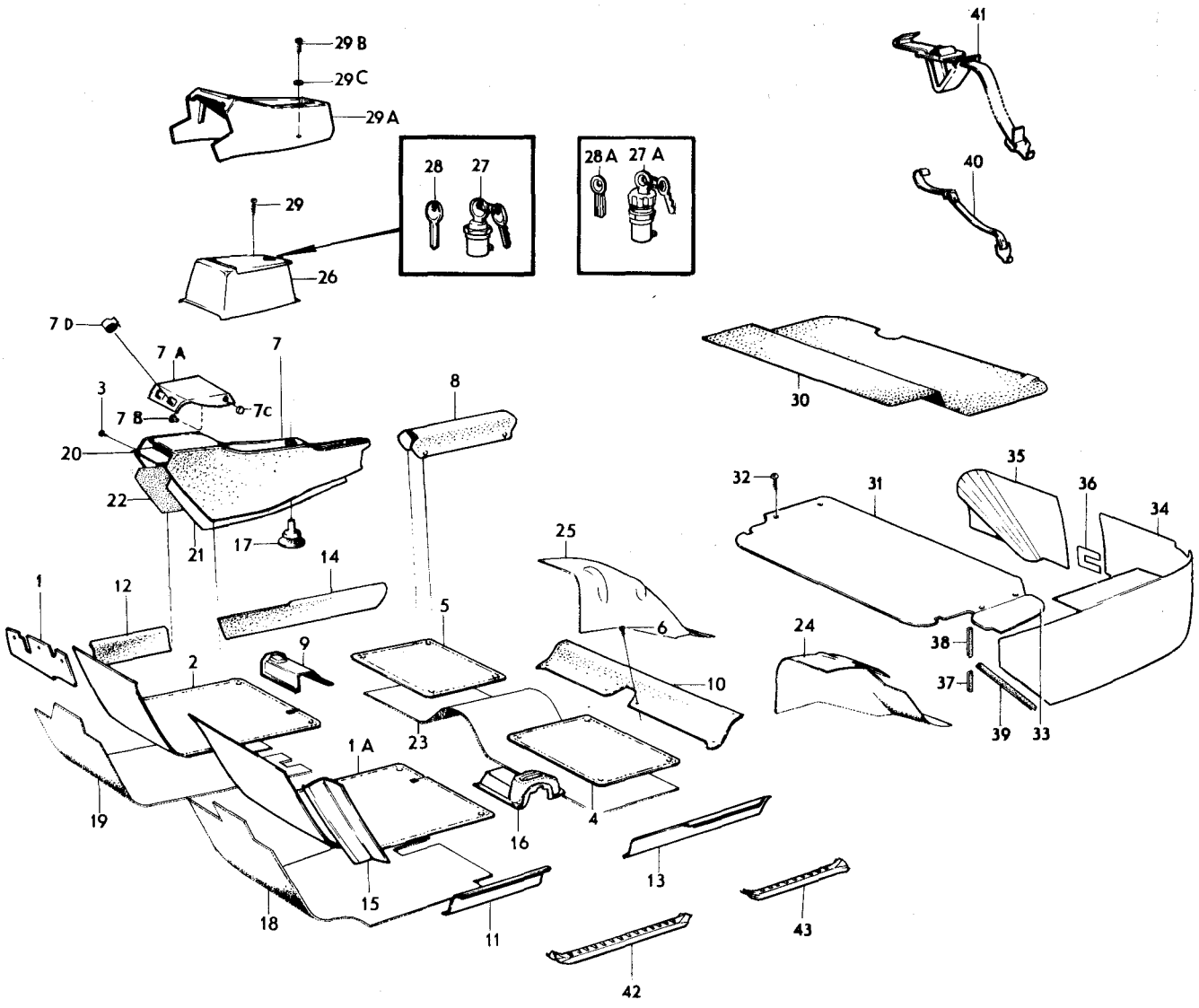

VOLVO
KA 8994

Sida 116 Page | Grupp 8 Group | Golvbeklädnad omkr CH–50000. | Floor covering omkr CH–50000. | Illustration 8994 1975-12 | 1280

Pos. Fig.	Antal/Quantity VST	HST			Detalj nr Part No	Benämning	Description	Sats Kit	Anmärkning Notes	
	1	1	–	–	680391-0	Matta, H	Mat, R		KOMB 902, 905, 908	7040
	1	1	–	–	693772-6	Matta, H	Mat, R		KOMB 912, 916, 918	7050
									914 SPEC UTF 5764,	7060
									5765.	7070
	1	1	–	–	693774-2	Matta, H	Mat, R		KOMB 913, 917, 919	7080
	1	1	–	–	693776-7	Matta, H	Mat, R		KOMB 914 EXCL SPEC	7090
									UTF 5764, 5765.	7100
	1	1	–	–	693778-3	Matta, H	Mat, R		KOMB 915, 922, 923	7110
	1	1	–	–	694978-8	Matta, H	Mat, R		KOMB 927, 928, 940	7120
									942.	7125
	1	1	–	–	694867-3	Matta, H	Mat, R		KOMB 932	7130
	1	1	–	–	694980-4	Matta, H	Mat, R		KOMB 941	7140
15	1	–	–	–	681212-7	Matta	Mat		KOMB 900, 903, 906,	7150
	–	–	–	–					924, 925, 926	7160
	1	1	–	–	681213-5	Matta	Mat		KOMB 901, 904, 907	7170
	1	1	–	–	681214-3	Matta	Mat		KOMB 902, 905, 908	7180
	1	1	–	–	693787-4	Matta	Mat		KOMB 912, 916, 918	7190
									914 SPEC UTF 5764,	7200
									5765.	7210
	1	1	–	–	693788-2	Matta	Mat		KOMB 913, 917, 919	7220
	1	1	–	–	693789-0	Matta	Mat		KOMB 914 EXCL SPEC	7230
									UTF 5764, 5765.	7240
	1	1	–	–	693790-8	Matta	Mat		KOMB 915, 922, 923	7250
	1	1	–	–	694993-7	Matta	Mat		KOMB 927, 928, 940	7260
									942.	7265
	1	1	–	–	694661-0	Matta	Mat		KOMB 932	7270
	1	1	–	–	694994-5	Matta	Mat		KOMB 941	7280
16	1	–	–	–	681828-0	Kåpa	Casing		KOMB 900, 903, 906	7290
									924, 925, 926, 914	7300
									EXCL SPEC UTF 5764.	7310
	1	–	–	–	681830-6	Kåpa	Casing		KOMB 901, 904, 907,	7320
									912, 916, 918, 914	7330
									SPEC UTF 5764.	7340
	1	–	–	–	681832-2	Kåpa	Casing		KOMB 902, 905, 908	7350
	1	–	–	–	683940-1	Kåpa	Casing		KOMB 913	7360
									KOMB 917, 919	7370
									CH–32399	7380
	1	–	–	–	683944-3	Kåpa	Casing		KOMB 915, 922, 923	7390
									CH–32399	7400
	1	–	–	–	679274-1	Kåpa	Casing		CH 32400–	7410
	–	1	–	–	679275-8	Kåpa	Casing			7420
17	1	1	–	–		Kåpa	Casing		SE GRUPP 4	7430
18	1	1	–	–	693540-7	Isoleringsmatta, V	Insulating matting, L			8010
19	1	1	–	–	693541-5	Isoleringsmatta, H	Insulating matting, R			8020
20	1	1	–	–	693542-3	Isoleringsmatta	Insulating matting			8030
21	1	1	–	–	693543-1	Isoleringsmatta, V	Insulating matting, L			8040
22	1	1	–	–	693544-9	Isoleringsmatta, H	Insulating matting, R			8050
23	1	1	–	–	693545-6	Isoleringsmatta	Insulating matting		ERS AV 1 ST 1213936–6,	8060
									1 ST 1213973–9	8070
24	1	1	–	–	1211004-5	Isoleringsmatta, V	Insulating matting, L		(693524)	8070
25	1	1	–	–	1211005-2	Isoleringsmatta, H	Insulating matting, R		(693525)	8080
26	1	1	–	–	682303-3	Förvaringsfack	Tunnel tray		ALT 1	8090
27	1	1	–	–	688703-8	•Lås med två nycklar	•Lock with two keys	2	TID UTF	8100
27a	1	1	–	–	687247-7	•Lås med två nycklar	•Lock with two keys	2	SEN UTF	8110
28	1	1	–	–	688704-6	Nyckel, lås 688703–8,	Key, lock 688703–8,			8120
						ämne	blank			8130
28a	1	1	–	–	687872-2	Nyckel, lås 687247–7,	Key, lock 687247,			8140
						ämne	blank			8150
29	2	2	–	–	955145-8	Skruv	Screw	0		8160
29a	1	1	–	–	688873-9	Förvaringsfack	Tunnel tray		ALT 2 (688835–8)	8170
29b	2	2	–	–	955132-6	Skruv	Screw	0		8180
29c	2	2	–	–	940090-4	Bricka	Washer	0		8190
30	1	1	–	–	680903-2	Matta	Mat			8200

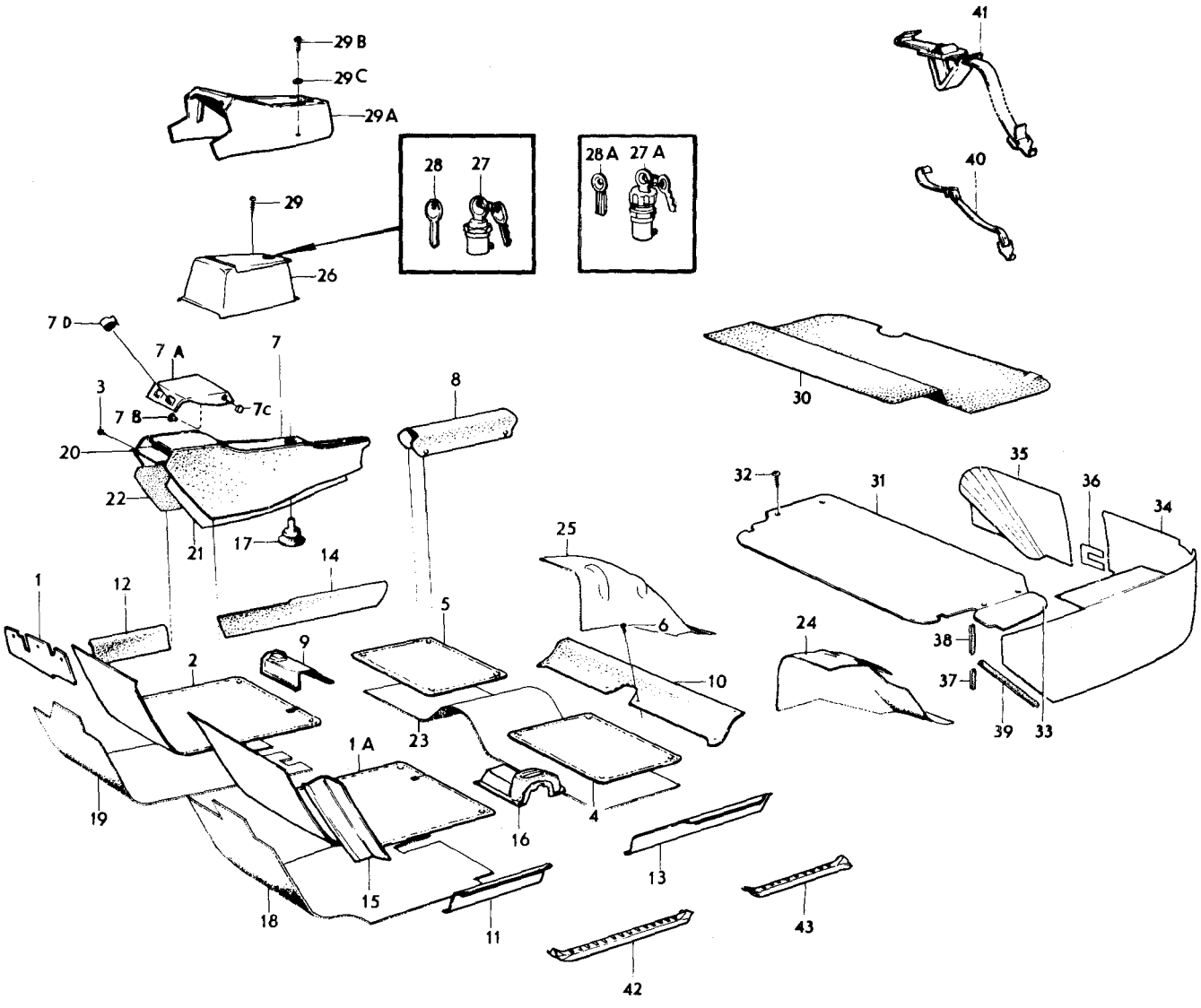

VOLVO
KA 8994

Sida 118 Page | Grupp 8 Group | Golvbeklädnad omkr CH–50000. | Floor covering omkr CH–50000. | Illustration 8994 1975-12 | 1280

Pos. Fig.	Antal/Quantity VST	HST			Detalj nr Part No	Benämning	Description	Sats Kit	Anmärkning Notes	
31	1	1	–	–	677723-9	Golvplatta	Floor plate			8210
32	4	4	–	–	190071-1	Skruv	Screw	0		8220
33	1	1	–	–	677814-6	Lock	Cover			8230
34	1	1	–	–	1210610-0	Panel, V	Panel, L			8240
35	1	1	–	–	686045-6	Panel, H	Panel, R			8250
36	1	1	–	–		Panel	Panel	8	TID UTF	8260
37	120	120	–	–	672172-4	Kantskyddslist	Edge moulding			8270
38	150	150	–	–	672172-4	Kantskyddslist	Edge moulding			8280
39	400	400	–	–	672172-4	Kantskyddslist	Edge moulding			8290
40	1	1	–	–	679799-7	Spännband	Tensioner strap		TID UTF	8300
41	1	1	–	–	1203048-2	Spännband	Tensioner strap		(687171) SEN UTF	8310
42	–	–	–	–		Tröskelplåt	Sill plate		SE SIDA 38, 3-B19	
43	–	–	–	–		Tröskelplåt	Sill plate		SE SIDA 50, 3-C07	

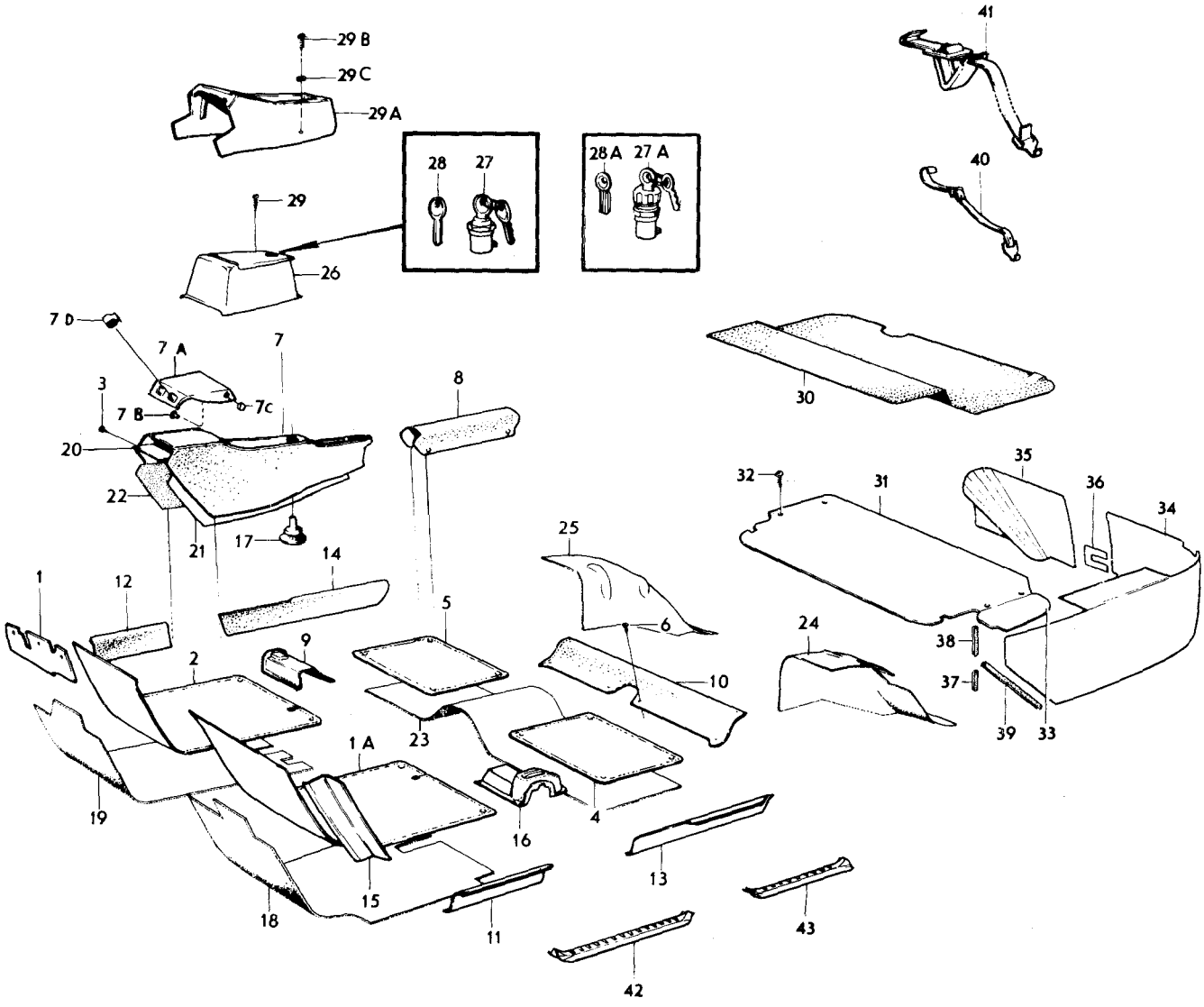

VOLVO
KA 8994

Sida 120 Page | Grupp 8 Group | Golvbeklädnad omkr CH 50000–74449 | Floor covering omkr CH 50000–74449 | Illustration 9221 1975-12 | 1300

Pos. Fig.	Antal/Quantity VST	HST			Detalj nr Part No	Benämning	Description	Sats Kit	Anmärkning Notes	
1	1	–	–	–	680224-3	Isoleringsmatta, H	Insulating matting, R			1010
2	1	–	–	–	697013-1	Matta, främre	Mat, forward	3	KOMB 915, 922, 923	1020
	–	1	–	–	697019-8	Matta, främre	Mat, forward	3	KOMB 915, 922, 923	1030
	1	–	–	–	697012-3	Matta, främre	Mat, forward	3	KOMB 927, 928, 940,	1040
									942.	1045
	–	1	–	–	697018-0	Matta, främre	Mat, forward	3	KOMB 927, 928, 940,	1050
									942.	1055
	1	–	–	–	697014-9	Matta, främre	Mat, forward	3	KOMB 941	1060
	–	1	–	–	697020-6	Matta, främre	Mat, forward	3	KOMB 941	1070
	1	–	–	–	695688-2	Matta, främre	Mat, forward	3	KOMB 953, 956	1080
	–	1	–	–	695690-8	Matta, främre	Mat, forward	3	KOMB 953, 956	1090
	1	–	–	–	695706-2	Matta, främre	Mat, forward	3	KOMB 954, 964	1100
	–	1	–	–	695709-6	Matta, främre	Mat, forward	3	KOMB 954, 964	1110
	1	–	–	–	695662-7	Matta, främre	Mat, forward	3	KOMB 955	1120
	–	1	–	–	695663-5	Matta, främre	Mat, forward	3	KOMB 955	1130
	1	1	–	–		Matta, främre	Mat, forward	8	KOMB 968	1140
2a	2	2	–	–	955138-3	Skruv	Screw	0		1150
2b	2	2	–	–	672357-1	Distansrör	Spacer tube		TID UTF	1160
2c	2	2	–	–	1210905-4	Clips	Clip			1170
3	8	8	–	–	94942-0	Skruv	Screw	3		1180
4	1	1	–	–	697025-5	Matta, bakre	Mat, rear	4	KOMB 915, 922	1190
	1	1	–	–		Matta, bakre	Mat, rear	8	KOMB 923,	1200
	1	1	–	–	697024-8	Matta, bakre	Mat, rear	4	KOMB 927, 928, 940,	1210
									942.	1215
	1	1	–	–	697026-3	Matta, bakre	Mat, rear	4	KOMB 941	1220
	1	1	–	–	697074-3	Matta, bakre	Mat, rear	4	KOMB 953, 956	1230
	1	1	–	–	697617-9	Matta, bakre	Mat, rear		KOMB 954, 964	1240
	1	1	–	–	697636-9	Matta, bakre	Mat, rear		(695843) KOMB 955	1250
	1	1	–	–		Matta, bakre	Mat, rear	8	KOMB 968	1260
5	6	6	–	–	94942-0	Skruv	Screw	3		1270
6	1	–	–	–	678093-6	Matta	Mat			1280
	–	1	–	–	678094-4	Matta	Mat			1290
7	1	–	–	–	679274-1	Kåpa	Casing			1300
	–	1	–	–	679275-8	Kåpa	Casing			1310
8	1	1	–	–		Kåpa	Casing		SE GRUPP 4	1320
9	1	1	–	–	693540-7	Isoleringsmatta, V	Insulating matting, L		CH –52789	1330
	1	1	–	–		Isoleringsmatta, V	Insulating matting, L	8	CH 52790–	1340
									(1211183)	1341
10	1	1	–	–	693541-5	Isoleringsmatta, H	Insulating matting, R		CH –52789	1350
	1	1	–	–	685568-8	Isoleringsmatta, H	Insulating matting, R		CH 52790–	1360
11	1	1	–	–	1210824-7	Isoleringsmatta	Insulating matting			1370
12	1	1	–	–	693545-6	Isoleringsmatta	Insulating matting		ERS AV 1 ST 1213936–6,	1380
									1 ST 1213973–9	1385
13	1	1	–	–	1211004-5	Isoleringsmatta, V	Insulating matting, L			1390
14	1	1	–	–	1211005-2	Isoleringsmatta, H	Insulating matting, R			1400
15	1	1	–	–	682303-3	Förvaringsfack	Tunnel tray		ALT 1, CH –52789	1410
16	1	1	–	–	687247-7	•Lås med två nycklar	•Lock with two keys	2		1420
17	1	1	–	–	687872-2	•Nyckel, ämne	•Key, blank	1		1430
18	2	2	–	–	955145-8	Skruv	Screw	0	CH –52789	1440
19	1	1	–	–	688873-9	Förvaringsfack	Tunnel tray		ALT 2, CH –52789	1450
19a	1	1	–	–		Matta	Mat	8	KOMB 915, 922, 923	2010
									CH –52789	2020
	1	1	–	–		Matta	Mat	8	KOMB 941, CH –52789	2030
						matta	mat	8	KOMB 968	2040
20	2	2	–	–	955132-6	Skruv	Screw	0	CH –52789	2050
21	2	2	–	–	940090-4	Bricka	Washer	0	CH –52789	2060
22	1	1	–	–	1210642-3	Förvaringfack	Tunnel tray		ALT 3	2070
23	1	1	–	–	1210670-4	Bygel	Brace			2080
24	1	1	–	–	680903-2	Matta	Mat			2090
25	1	1	–	–	677723-9	Golvplatta	Floor plate			2100
26	4	4	–	–	190071-1	Skruv	Screw	0		2110
27	1	1	–	–	677814-6	Lock	Cover			2120
28	1	1	–	–	1210610-0	Panel, V	Panel, L			2130

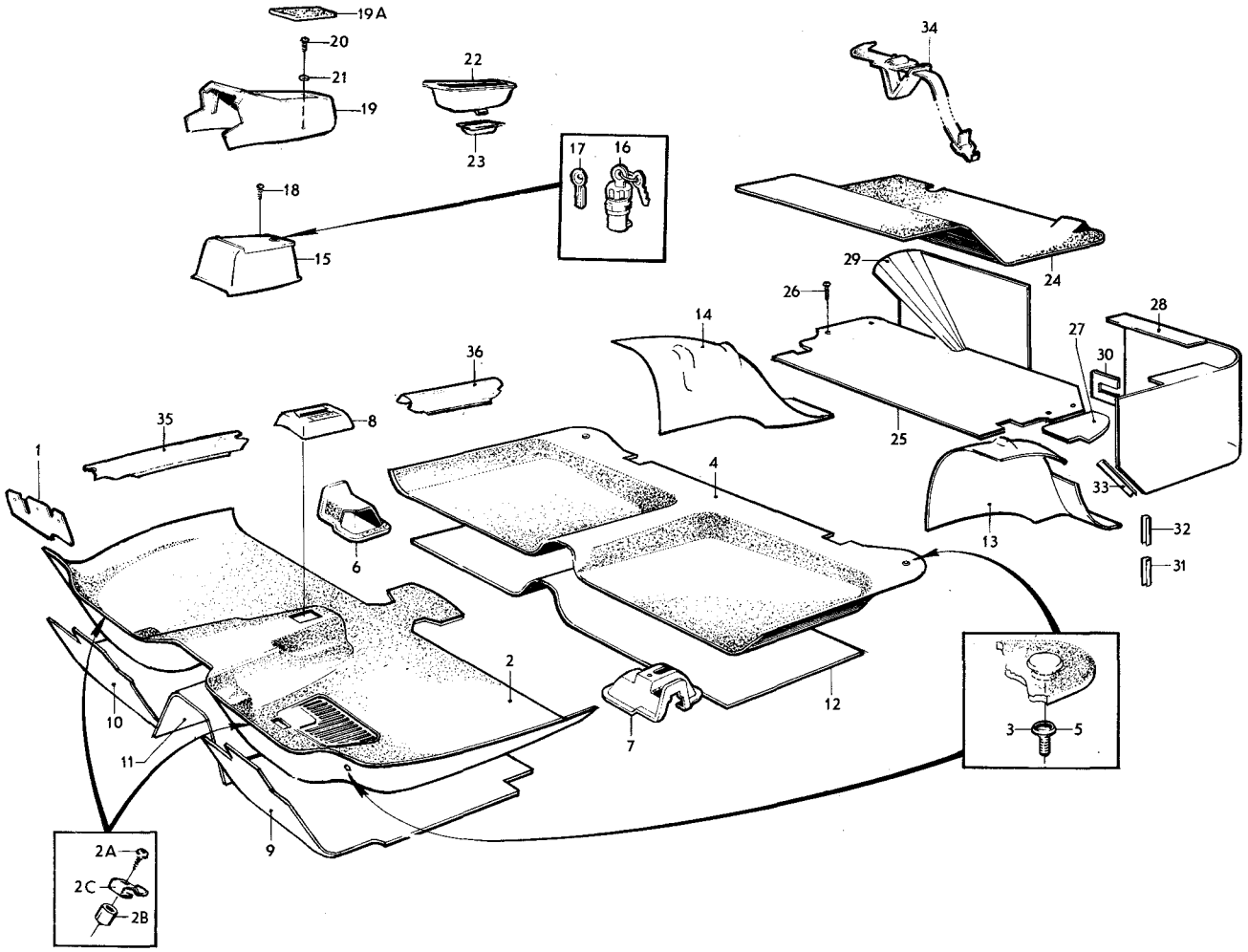

VOLVO
KA 9221

Sida 122 Page | Grupp 8 Group | Golvbeklädnad omkr CH 50000–74449 | Floor covering omkr CH 50000–74449 | Illustration 9221 1975-12 | 1300

Pos. Fig.	Antal/Quantity VST	HST			Detalj nr Part No	Benämning	Description	Sats Kit	Anmärkning Notes	
29	1	1	–	–	686045-6	Panel, H	Panel, R			2140
30	–	–	–	–		Panel	Panel	8	TID UTF	2150
31	120	120	–	–	672172-4	Kantskyddslist	Edge moulding			2160
32	150	150	–	–	672172-4	Kantskyddslist	Edge moulding			2170
33	400	400	–	–	672172-4	Kantskyddslist	Edge moulding			2180
34	1	1	–	–	1203048-2	Spännband	Tensioner band	3	(687171).	2190
35	–	–	–	–		Tröskelplåt	Sill plate		SE SIDA 38, 3-B19	2200
36	–	–	–	–		Tröskelplåt	Sill plate		SE SIDA 50, 3-C07	2210

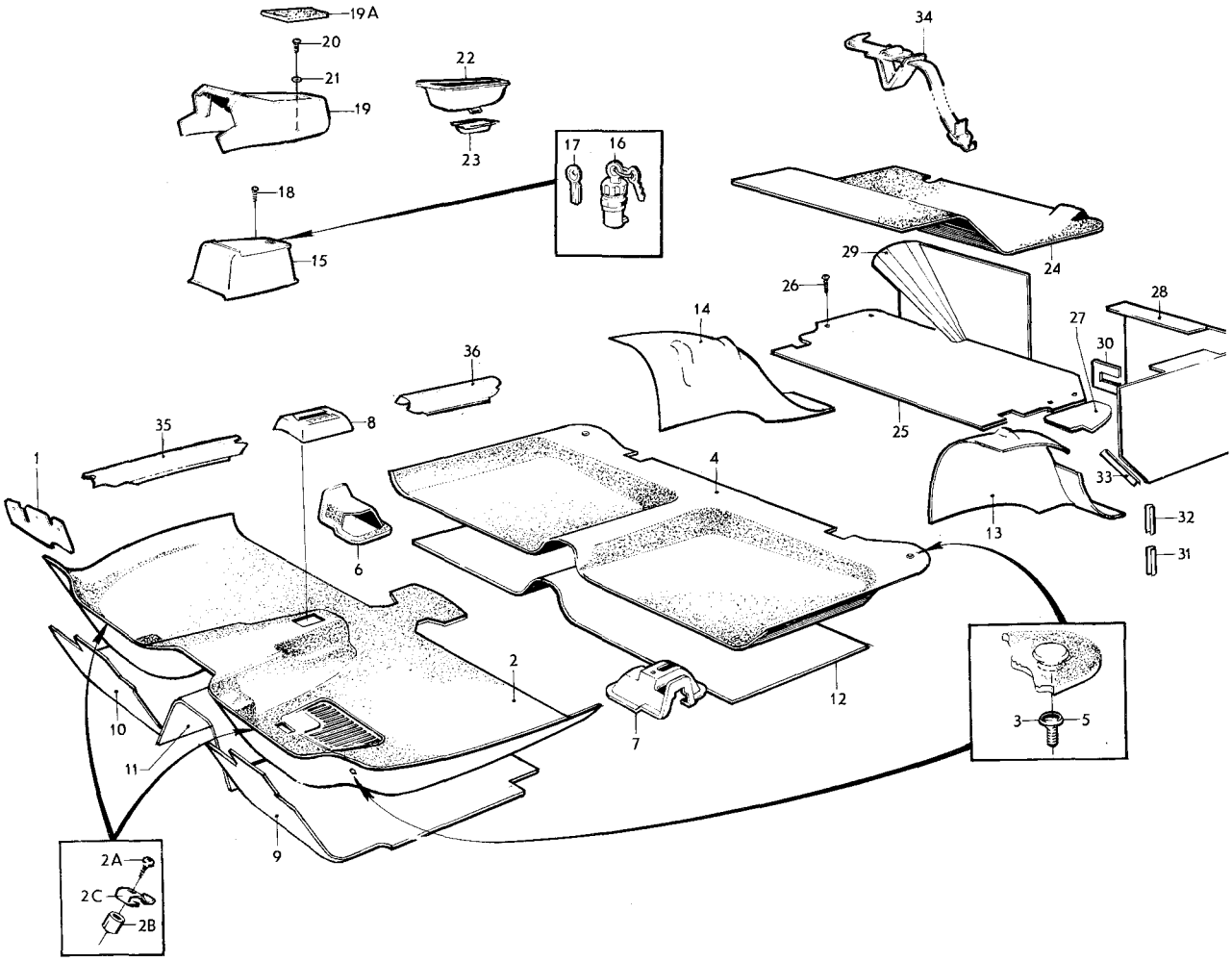

VOLVO
KA 9221

Sida 124 Page | Grupp 8 Group | Golvbeklädnad CH 74450–102949 | Floor covering CH 74450–102949 | Illustration 12130 | 1975-12 | 1350

Pos. Fig.	Antal/Quantity VST	HST			Detalj nr Part No	Benämning	Description	Sats Kit	Anmärkning Notes	
1	1	–	–	–	696342-5	Matta	Mat		22) KOMB 957, 960	0020
									ERS AV 697622–9	0040
	1	–	–	–	697622-9	Matta	Mat		23).	0060
									KOMB 954, 957, 960.	0080
	–	1	–	–	696343-3	Matta	Mat		22) KOMB 957, 960	0100
	–	1	–	–	697624-5	Matta	Mat		23) KOMB 957, 960	0120
	1	–	–	–	696612-1	Matta	Mat		22) KOMB 959, 961, 963	0140
									ERS AV 697626–0	0160
	1	–	–	–	697626-0	Matta	Mat		23).	0180
									KOMB 959, 961, 963.	0200
	–	1	–	–	696616-2	Matta	Mat		22) KOMB 959, 961, 963	0220
									ERS AV 697628–6	0
	–	1	–	–	697628-6	Matta	Mat		23).	0
									KOMB 959, 961, 963.	0280
	1	–	–	–	696613-9	Matta	Mat		22) KOMB 962	0
									ERS AV 697630–2	0
	1	–	–	–	697630-2	Matta	Mat		23) KOMB 962	0340
	–	1	–	–	696617-0	Matta	Mat		22) KOMB 962	0
									ERS AV 697632–8	0
	–	1	–	–	697632-8	Matta	Mat		23) KOMB 962	0400
2	1	1	–	–	1210905-4	Clips	Clip			0
3	1	1	–	–	955138-3	Skruv	Screw			0
4	1	1	–	–	672357-1	Distansrör	Spacer tube		TID UTF	0460
5	1	1	–	–	1221320-3	Clips	Clip			0480
6	1	1	–	–	697077-6	Matta	Mat		22) KOMB 957, 960	0500
									ERS AV 697617–9	0520
	1	1	–	–	697617-9	Matta	Mat		23).	0540
									KOMB 954, 957, 960.	0560
	1	1	–	–	697074-3	Matta	Mat		22).	0580
									KOMB 959, 961, 963.	0600
	1	1	–	–	697615-3	Matta	Mat		23).	0620
									KOMB 959, 961, 963.	0640
	1	1	–	–	695843-3	Matta	Mat		22) KOMB 962	0660
									ERS AV 697636–9	0680
	1	1	–	–	697636-9	Matta	Mat		23) KOMB 962	0700
7	ERF	ERF	–	–	94942-0	Skruv	Screw			0720
8	1	–	–	–	678093-6	Matta	Mat			0740
	–	1	–	–	678094-4	Matta	Mat			0760
9	1	1	–	–		Isoleringsmatta, V	Insulating matting, L	8	(1211183)	0
10	1	1	–	–	1211184-5	Isoleringsmatta, H	Insulating matting, R			0
11	1	1	–	–	1211185-2	Isoleringsmatta	Insulating matting			0820
12	1	1	–	–	693545-6	Isoleringsmatta	Insulating matting		ERS AV 1 ST 1213936–6,	0
									1 ST 1213973–9	0
13	1	1	–	–	1211004-5	Isoleringsmatta, V	Insulating matting, L			0860
14	1	1	–	–	1211005-2	Isoleringsmatta, H	Insulating matting, R			0
15	1	–	–	–	1213048-0	Isoleringsmatta	Insulating matting			0
	–	1	–	–		Isoleringsmatta	Insulating matting	8		0920
16	1	–	–	–	679274-1	Kåpa	Casing			0
	–	1	–	–	679275-8	Kåpa	Casing			0
17	–	–	–	–		Kåpa	Casing		SE GRUPP 4	0980
18	1	1	–	–	1210642-3	Förvarningsfack	Tunnel tray			1000
19	1	1	–	–	1210670-4	Bygel	Brace			1020
20	1	1	–	–	680903-2	Matta	Mat			1040
21	1	1	–	–	677723-9	Golvplatta	Floor plate			1060
22	4	4	–	–	190071-1	Skruv	Screw			1080
23	1	1	–	–	677814-6	Lock	Cover			1100
24	1	1	–	–	1210610-0	Panel, V	Panel, L			1120

22. Tidigare utförande. Mattans undersida filtbelagd. Early prod. Felt back. Ancienne version. Dessous de tapis en feutre. Frühere Ausführung. Die Unterseite des Teppichs ist mit Filz verkleidet. Modelo anterior. La parte inferior de la mogueta con fieltro.
23. Senare utförande. Mattans undersida plastbelagd. Late prod. Plastic–coated back. Nouvelle version. Dessous de tapis en matière plastique. Spätere Ausführung. Die Unterseite des Teppichs ist mit Kunststoff verkleidet. Modelo último. La parte inferior de la mogueta de plástico.

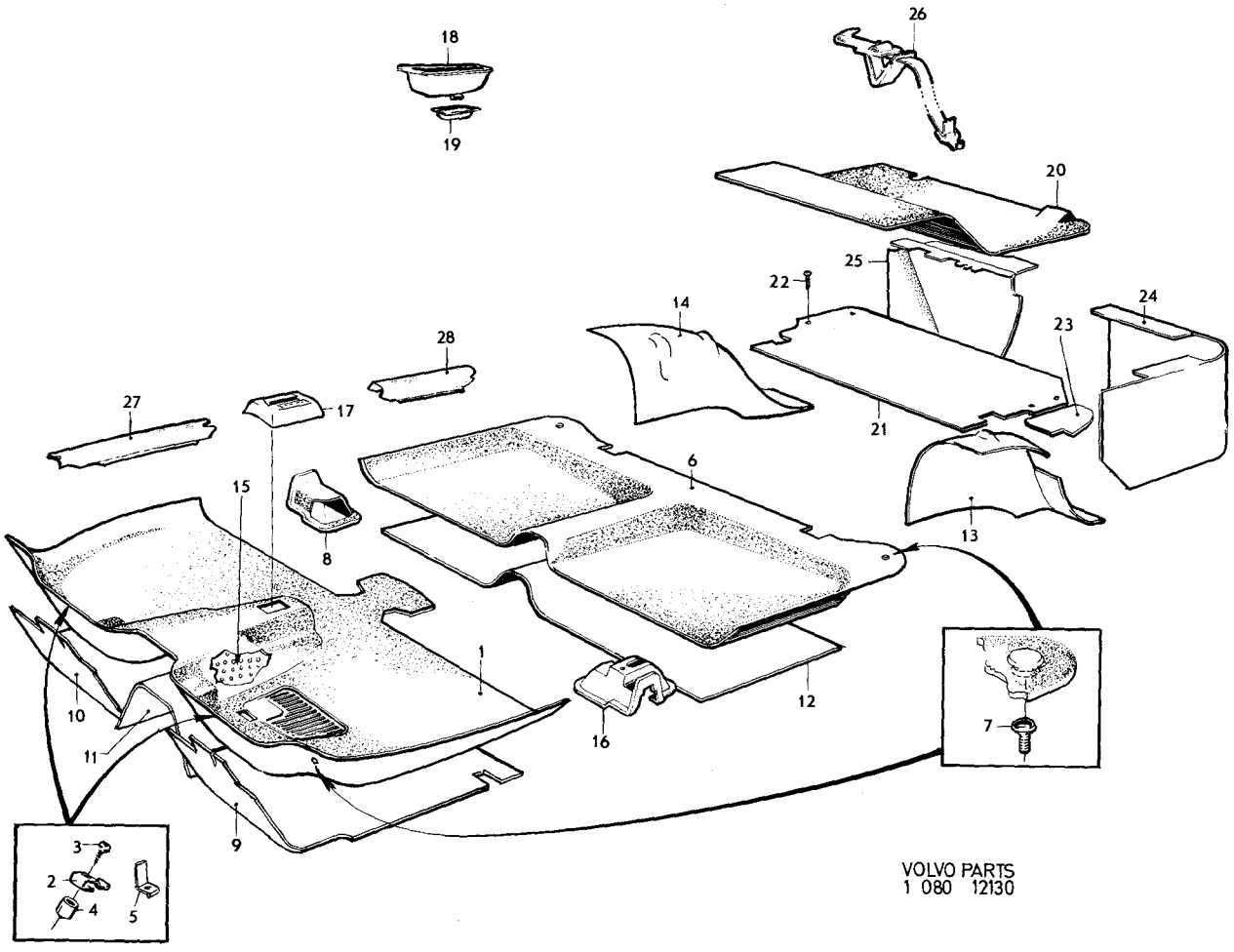

VOLVO PARTS
1 080 12130

Sida / Page	Grupp / Group	Golvbeklädnad / Floor covering		Illustration 12130	1350
126	8	CH 74450–102949	CH 74450–102949	1975-12	

Pos. Fig.	Antal/Quantity VST	HST			Detalj nr Part No	Benämning	Description	Sats Kit	Anmärkning Notes	
25	1	1	–	–	1210611-8	Panel, H	Panel, R			1140
26	1	1	–	–	1203048-2	Spännband	Tensioner strap		(687171)	1160
27	–	–	–	–		Tröskelplåt	Sill plate		SE SIDA 38, 3-B19	1180
28	–	–	–	–		Tröskelplåt	Sill plate		SE SIDA 50, 3-C07	1200

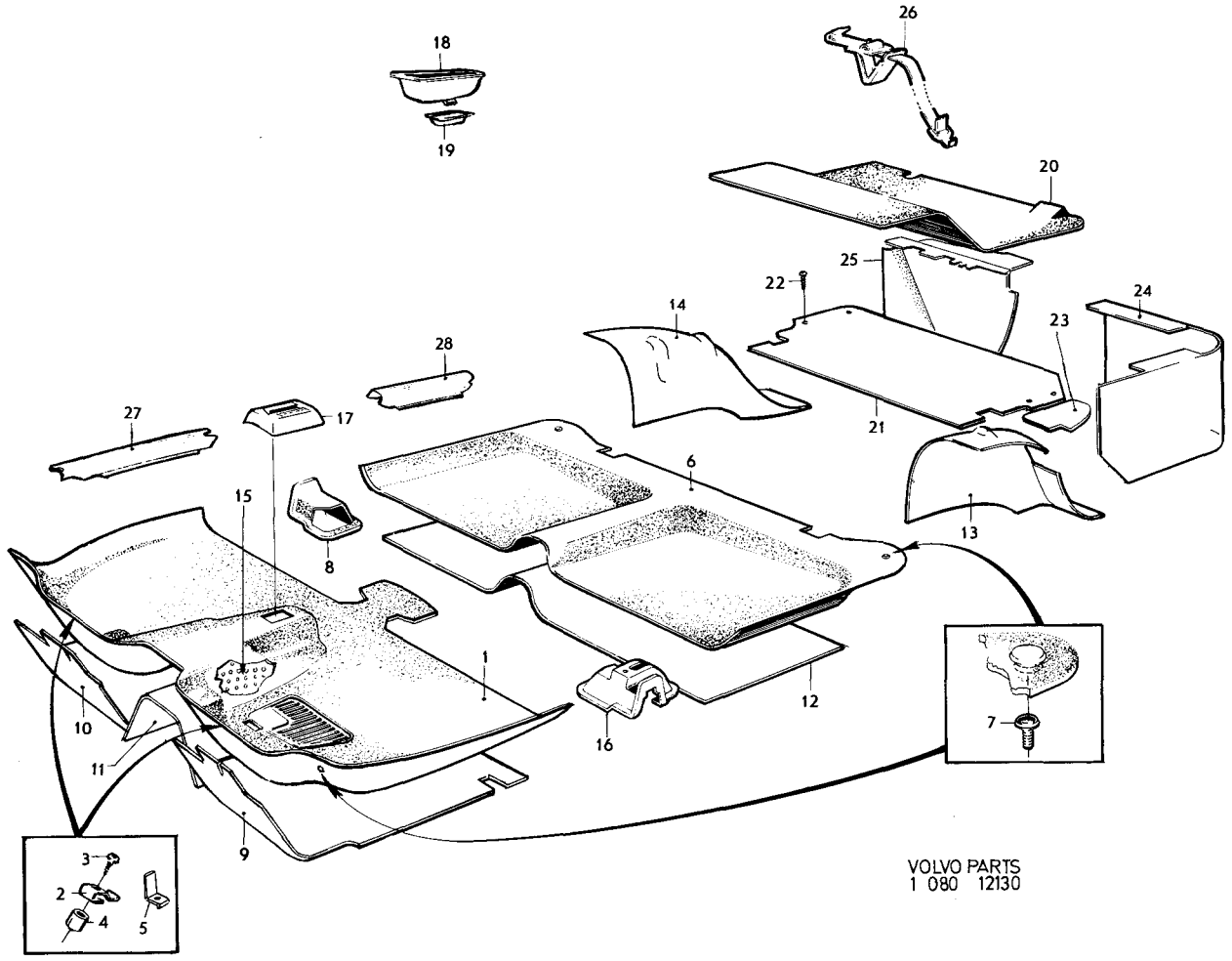

VOLVO PARTS
1 080 12130

Sida 128 Page | Grupp 8 Group | Golvbeklädnad CH 102950–132566. | Floor covering CH 102950–132566. | Illustration 13137 | 1975-12 | 1400

Pos. Fig.	Antal/Quantity VST	HST			Detalj nr Part No	Benämning	Description	Sats Kit	Anmärkning Notes	
1	1	–	–	–	698387-8	Matta	Mat		KOMB 965, 966,	1010
	–	1	–	–	698389-4	Matta	Mat		KOMB 965, 966,	1020
	1	–	–	–	698391-0	Matta	Mat		KOMB 967	1030
	–	1	–	–	698393-6	Matta	Mat		KOMB 967	1040
	1	–	–	–	698290-4	Matta	Mat		KOMB 969	1050
	–	1	–	–	698291-2	Matta	Mat		KOMB 969	1060
	1	–	–	–	698288-8	Matta	Mat		KOMB 970	1070
	–	1	–	–	698289-6	Matta	Mat		KOMB 970	1080
2	1	1	–	–	697615-3	Matta	Mat		KOMB 965, 966	1090
	1	1	–	–	697636-9	Matta	Mat		KOMB 967	1100
	1	1	–	–	698095-7	Matta	Mat		KOMB 969	1110
	1	1	–	–	697648-4	Matta	Mat		KOMB 970	1
3	ERF	ERF	–	–	94942-0	Skruv	Screw			1
4	1	–	–	–	678093-6	Matta	Mat			1140
	–	1	–	–	678094-4	Matta	Mat			1
5	1	1	–	–		Isoleringsmatta, V	Insulating matting, L	8	(1211183)	1
6	1	1	–	–	1211184-5	Isoleringsmatta, H	Insulating matting, R			1170
7	1	1	–	–	1211185-2	Isoleringsmatta	Insulating matting			1
8a	1	1	–	–	1213936-6	Isoleringsmatta, V	Insulating matting, L			1
8b	1	1	–	–	1213973-9	Isoleringsmatta, H	Insulating matting, R			1200
9	1	1	–	–	1211004-5	Isoleringsmatta, V	Insulating matting, L			1
10	1	1	–	–	1211005-2	Isoleringsmatta, H	Insulating matting, R			1
11	1	–	–	–	1213048-0	Isoleringsmatta	Insulating matting			1230
	–	1	–	–		Isoleringsmatta	Insulating matting	8		1240
12	1	–	–	–	679274-1	Kåpa	Casing			1250
	–	1	–	–	679275-8	Kåpa	Casing			1260
13	–	–	–	–		Kåpa	Casing		SE GRUPP 4	1270
13a	1	–	–	–	1203777-6	Växelspakstätning	Sealing gear lever		CH 116207–.	1275
14	1	1	–	–	1210642-3	Förvaringsfack	Tunnel tray			1280
15	1	1	–	–	1210670-4	Bygel	Brace			1290
16	1	1	–	–	1221345-0	Matta	Mat			1300
17	1	1	–	–	1203392-4	Värmeisolering	Heat insulation			1310
18	1	1	–	–	1207717-8	Lock	Cover			1320
19	1	1	–	–	1204699-1	Panel	Panel			1330
20	1	1	–	–	1204712-2	Panel, V	Panel, L			1340
21	1	1	–	–	1204713-0	Panel, H	Panel, R			1350
22	1	1	–	–	1203048-2	Spännband	Tensioner strap			1360
23	–	–	–	–		Tröskelplåt	Sill plate		SE SIDA 44, 3-C01	1370
24	–	–	–	–		Tröskelplåt	Sill plate		SE SIDA 54, 3-C11	1

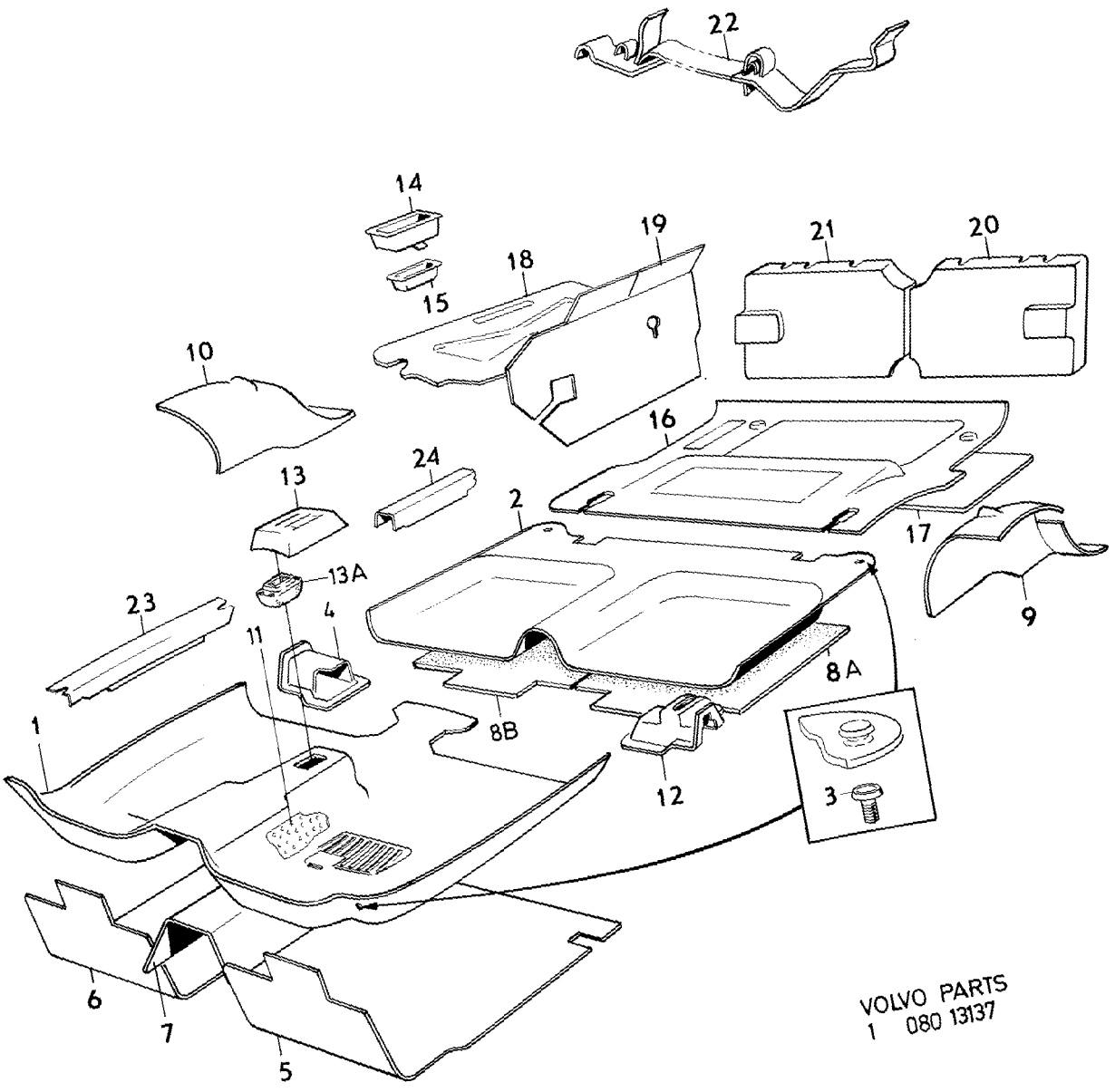

VOLVO PARTS
1 080 13137

Sida 130 Page | Grupp 8 Group | Golvbeklädnad, CH 132567–. | Floor covering, CH 132567–. | Illustration 14163 | 1425 | 1975-12

Pos. Fig.	Antal/Quantity				Detalj nr Part No	Benämning	Description	Sats Kit	Anmärkning Notes	
1	1	–	–	–	698914-9	Matta	Mat		CODE 0971.	0020
	1	–	–	–	698969-3	Matta	Mat		CODE 0972.	0040
	1	–	–	–	698916-4	Matta	Mat		CODE 0973.	0060
	1	–	–	–	698917-2	Matta	Mat		CODE 0974.	0080
	1	–	–	–	698979-2	Matta	Mat		CODE 0975.	0100
2	1	–	–	–	698918-0	Matta	Mat		CODE 0971.	0120
	1	–	–	–	698971-9	Matta	Mat		CODE 0972.	0140
	1	–	–	–	698920-6	Matta	Mat		CODE 0973.	0160
	1	–	–	–	698921-4	Matta	Mat		CODE 0974.	0180
	1	–	–	–	698981-8	Matta	Mat		CODE 0975.	0200
3	ERF	–	–	–	94942-0	Skruv	Screw			0220
4	ERF	–	–	–	666629-1	Plugg	Plug			0[illegible]
5	ERF	–	–	–	1224458-8	Clips	Clip		CH –150140	0[illegible]
									ERS AV 1 ST 1224943–9	0261
									1 ST 1224942–1	0[illegible]
x	ERF	–	–	–	1224942-1	Clips	Clip		CH 150141–151738	0[illegible]
x	ERF	–	–	–	1225234-2	Clips	Clip		CH 151739–	0267
6	ERF	–	–	–	1224457-0	Clips	Clip		CH –150140	0[illegible]
									ERS AV 1 ST 1224943–9	0[illegible]
									1 ST 1224942–1	0282
x	ERF	–	–	–	1224943-9	Clips	Clip		CH 150141–151738	0[illegible]
x	ERF	–	–	–	1225126-0	Clips	Clip		CH 151739–	0[illegible]
7	1	–	–	–		Isoleringsmatta, V	Insulating matting, L	8	(1211183)	0300
8	1	–	–	–	1211184-5	Isoleringsmatta, H	Insulating matting, R			0320
9	1	–	–	–	1211185-2	Isoleringsmatta	Insulating matting			0340
10	1	–	–	–	1213936-6	Isoleringsmatta, V	Insulating matting, L			0360
11	1	–	–	–	1213973-9	Isoleringsmatta, H	Insulating matting, R			0380
12	1	–	–	–		Isoleringsmatta	Insulating matting	8	(1224215)	0400
13	1	–	–	–	1211004-5	Isoleringsmatta, V	Insulating matting, L			0420
14	1	–	–	–	1211005-2	Isoleringsmatta, H	Insulating matting R			0440
15	1	–	–	–	1213048-0	Isoleringsmatta	Insulating matting			0460
16	1	–	–	–	1203777-6	Växelspakstätning	Sealing gear lever			0480
17	1	–	–	–		Kåpa	Casing		SE GRUPP 4.	0500
18	1	–	–	–	1210642-3	Förvaringsfack	Tunnel tray			0520
19	1	–	–	–	1210670-4	Bygel	Brace			0540
20	1	–	–	–	1221345-0	Matta	Mat		CH –137127	0560
	1	–	–	–	1240352-3	Matta	Mat		CH 137128–148887	0565
x	1	–	–	–	1240554-4	Matta	Mat		CH 148888–	0567
20a	1	–	–	–	1240351-5	Matta	Mat		CH 137128–	0[illegible]
21	1	–	–	–	1203392-4	Värmeisolering	Heat insulation			0[illegible]
22	ERF	–	–	–	955131-8	Skruv	Screw			0600
23	ERF	–	–	–	960138-6	Bricka	Washer			0[illegible]
24	1	–	–	–	1207717-8	Lock	Cover			0[illegible]
25	ERF	–	–	–	1224459-6	Clips	Clip			0660
26	1	–	–	–	1204699-1	Panel	Panel			0[illegible]
27	1	–	–	–	1204712-2	Panel, V	Panel, L		(1224227)	0[illegible]
28	1	–	–	–	1204713-0	Panel, H	Panel, R		(1224228)	0720
29	2	–	–	–	1224234-3	Plastnit	Plastic rivet		TID UTF	0[illegible]
30	1	–	–	–	1207805-1	Panel	Panel		CH –OMKR 141340	0[illegible]
									ERS AV 1 ST 1224781–3,	0745
									4 ST 1224786–2	0746
x	1	–	–	–	1224781-3	Panel	Panel		CH OMKR 141340–	0750
31	1	–	–	–	1221346-8	Fäste	Anchorage		CH –OMKR 141340	0760
x	4	–	–	–	1224786-2	Fäste	Anchorage		CH OMKR 141340–	0765
32	1	–	–	–	1203048-2	Spännband	Tensioner strap			0780
33	1	–	–	–		Tröskelplåt	Sill plate		SE SIDA 44, 3-C01	0800
34	1	–	–	–		Tröskelplåt	Sill plate		SE SIDA 54, 3-C11	0820

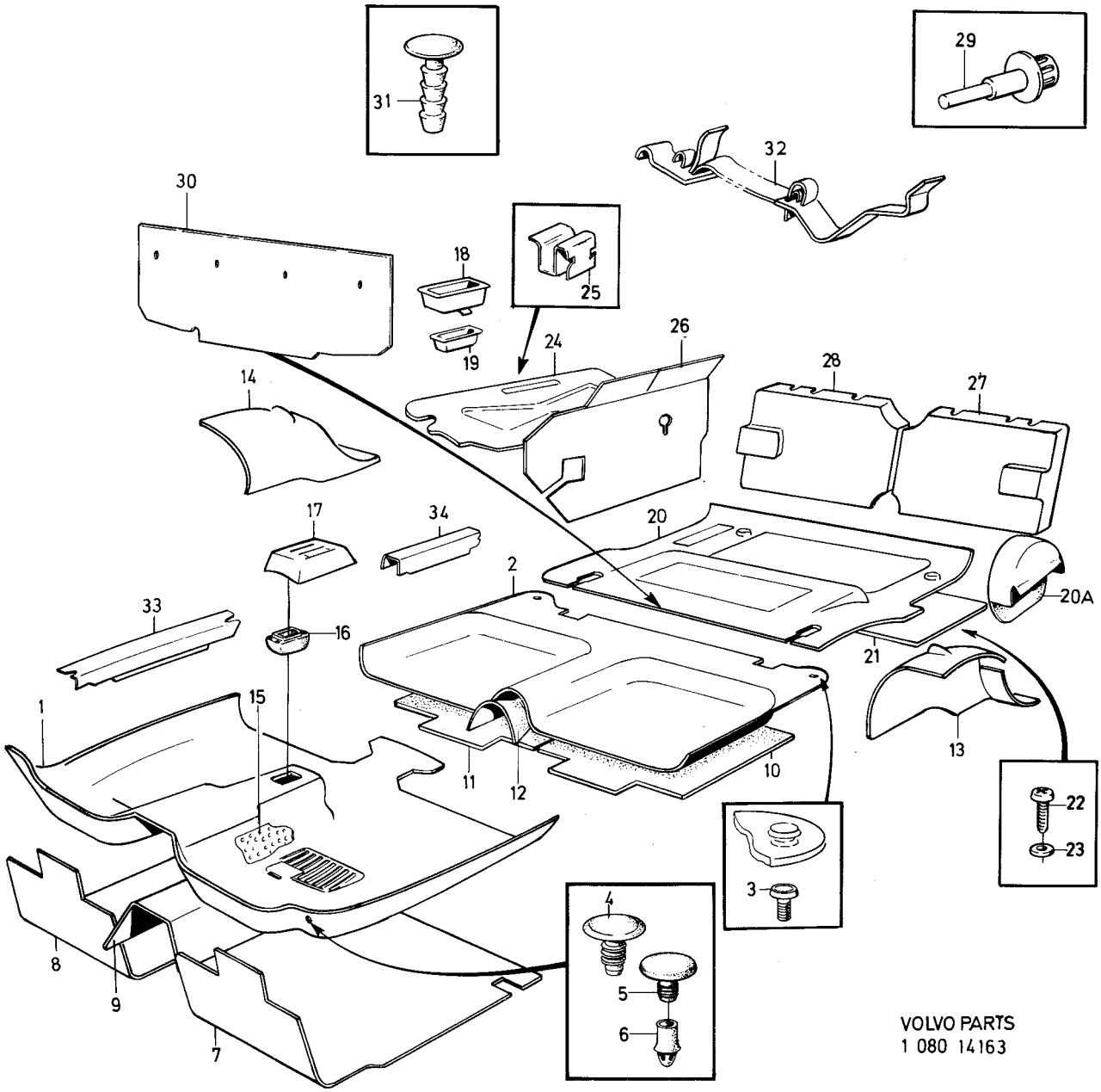

VOLVO PARTS
1 080 14163

Sida / Page	Grupp / Group	Innerklädsel klädselkombination 900–903 / Upholstery upholstery combination 900–903	Illustration 6586 1975-12
132	8		

Pos. Fig.	Antal/Quantity 900	901	902	903	Detalj nr Part No	Benämning	Description	Sats Kit	Anmärkning Notes	
1	ERF	–	–	–	99798-1	Tyg, beige	Material, beige		14)	1010
	ERF	–	–	–		Vävplast, beige	Plastic–coated fabric	8		1020
	–	–	–	–		Produktskylten	Designation plate			1030
						stämplad 900–586	stamped 900–586			1040
–										1050
	–	ERF	–	–	99799-9	Tyg, grått	Material, grey		14)	1060
	–	ERF	–	–		Vävplast, grå	Plastic–coated fabric	8		1070
	–	–	–	–		Produktskylten	Designation plate			1080
						stämplad 901–587	stamped 901–587			1090
–										1100
	–	–	ERF	–	99800-5	Tyg, ljusblått	Material, light blue		14)	1110
	–	–	ERF	–		Vävplast, ljusblå	Plastic–coated fabric	8		1120
	–	–	–	–		Produktskylten	Designation plate			1130
						stämplad 902–588	stamped 902–588			1140
–										1150
	–	–	–	ERF		Trikåplast, beige	Plastic–coated fabric,	8	(99801)	1160
	–	–	–	–			(elastic)			1170
	–	–	–	ERF		Vävplast, beige	Plastic–coated fabric	8		1180
	–	–	–	–		Produktskylten	Designation plate			1190
						stämplad 903–589	stamped 903–589			1200
–										1210
2	2	–	–	–		Klädsel	Cover	8	(692339)	1220
	–	2	–	–	692341-1	Klädsel	Cover			1230
	–	–	2	–		Klädsel	Cover	8	(692343)	1240
	–	–	–	2	692488-0	Klädsel	Cover			1250
3	12	12	12	12	94944-6	•Knapp	•Button			1260
4	12	12	12	12	94945-3	•Hållare	•Retainer			1270
5	2	–	–	–	692340-3	Klädsel	Cover			1280
	–	2	–	–	692342-9	Klädsel	Cover			1290
	–	–	2	–		Klädsel	Cover	8	(692344)	1300
	–	–	–	2	692489-8	Klädsel	Cover			1310
6	1	–	–	–	692345-2	Klädsel	Cover			1320
	–	1	–	–	692348-6	Klädsel	Cover			1330
	–	–	1	–	692351-0	Klädsel	Cover			1340
	–	–	–	1	693457-4	Klädsel	Cover			1350
7	1	–	–	–	692346-0	Klädsel, V	Cover, L			1360
	–	1	–	–	692349-4	Klädsel, V	Cover, L			1370
	–	–	1	–	692352-8	Klädsel, V	Cover, L			1380
	–	–	–	1	693458-2	Klädsel, V	Cover, L			1390
8	1	–	–	–	692347-8	Klädsel, H	Cover, R			1400
	–	1	–	–	692350-2	Klädsel, H	Cover, R			1410
	–	–	1	–	692353-6	Klädsel, H	Cover, R			1420
	–	–	–	1	693459-0	Klädsel, H	Cover, R			1430
9	1	–	–	–	692357-7	Klädsel	Cover			1440
	–	1	–	–	692358-5	Klädsel	Cover			1450
	–	–	1	–	692359-3	Klädsel	Cover			1460
	–	–	–	1	693460-8	Klädsel	Cover			1470
10	1	–	–	–	692363-5	Dörrpanel, V	Door panel, L			1480
	–	1	–	–	692365-0	Dörrpanel, V	Door panel, L			1490
	–	–	1	–	692367-6	Dörrpanel, V	Door panel, L			1500
	–	–	–	1	692496-3	Dörrpanel, V	Door panel, L			1510
	1	–	–	–	692364-3	Dörrpanel, H	Door panel, R			1520
	–	1	–	–	692366-8	Dörrpanel, H	Door panel, R			1530
	–	–	1	–	692368-4	Dörrpanel, H	Door panel, R			1540
	–	–	–	1	692497-1	Dörrpanel, H	Door panel, R			1550
11	2	2	2	2	677003-6	•Bussning	•Bushing	3		1560
12	2	2	2	2	678198-3	•List	•Moulding			1570
13	10	10	10	10	678201-5	•Clips	•Clip	2		1580
14	8	8	8	8	942188-4	•Clips	•Clip	0		1590
15	2	2	2	2	680652-5	•Prydnadslist	•Trim moulding			1600

14. Enhet längdmeter. Metervarans bredd 150. Unit, linear metres. Width of material 150. Unité, en mètres. Au mètre, de largeur 150. Einheit, laufendes Meter. Breite der Meterware 150. Unidad, en metros. Por metro, ancho 150.

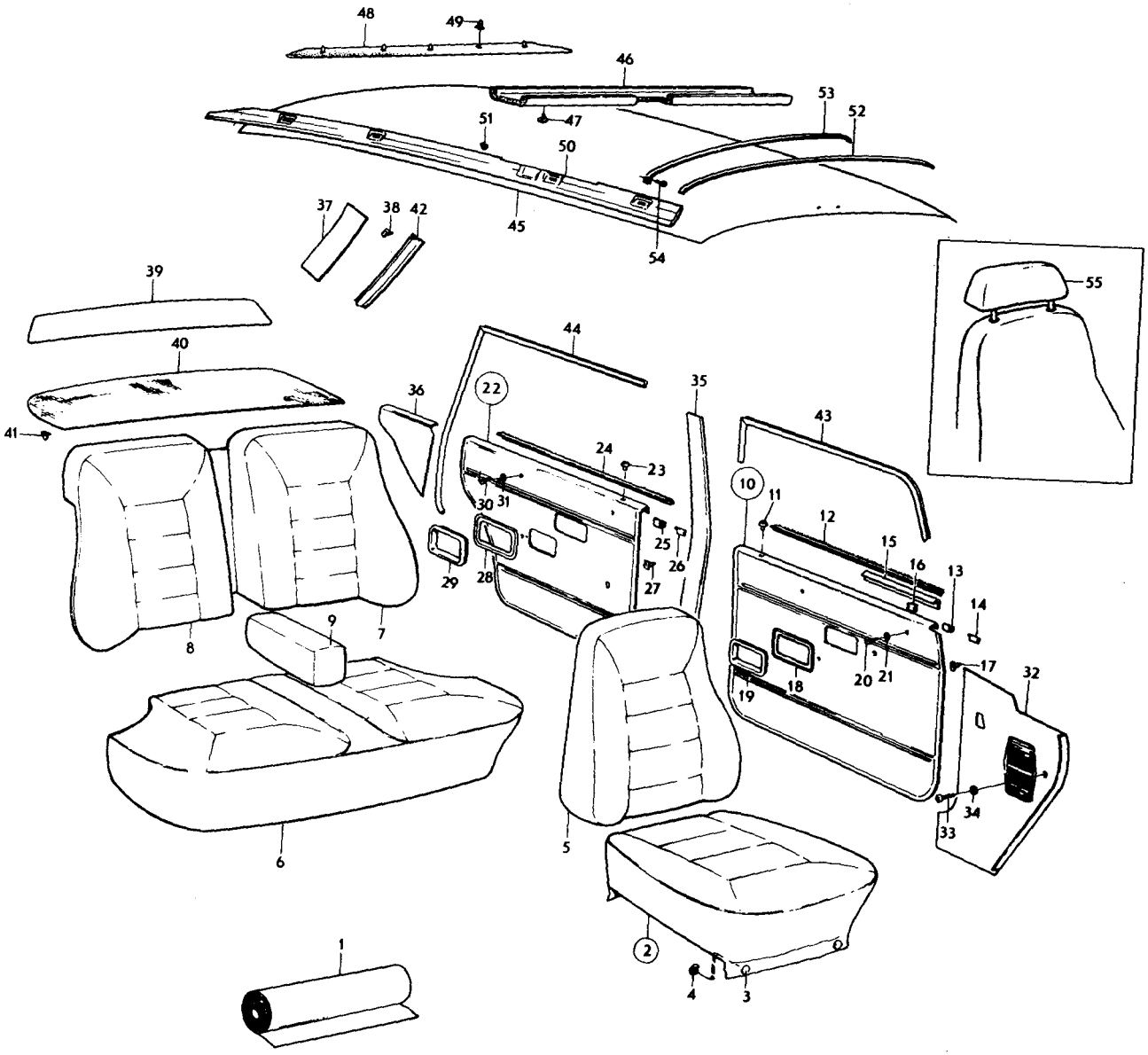
48
49
46
53
52
51
47
50
45
54
37
38
42
39
40
41
44
36
22
35
43
24
23
30
31
25
26
29
28
27
10
11
12
15
16
13
14
17
32
9
8
7
18
19
20
21
34
33
6
5
1
2
4
3
55
VOLVO
KA 6586

Sida 134 Page | Grupp 8 Group | Innerklädsel klädselkombination 900–903 | Upholstery upholstery combination 900–903 | Illustration 6586 1975-12 | 1450

Pos. Fig.	Antal/Quantity 900	901	902	903	Detalj nr Part No	Benämning	Description	Sats Kit	Anmärkning Notes	
16	6	6	6	6	680730-9	•Clips	•Clip	2		1610
17	40	40	40	40	680097-3	Fäste	Anchorage	2		2020
18	2	2	2	2	678096-9	Ram	Frame			2030
19	2	2	2	2	677950-8	Sarg	Frame			2040
20	4	4	4	4	955156-5	Skruv	Screw			2050
21	4	4	4	4	959057-1	Bricka	Washer	0		2060
22	1	–	–	–	692369-2	Dörrpanel, V	Door panel, L			2070
	–	1	–	–	692371-8	Dörrpanel, V	Door panel, L			2080
	–	–	1	–	692373-4	Dörrpanel, V	Door panel, L			2090
	–	–	–	1	692498-9	Dörrpanel, V	Door panel, L			2100
	1	–	–	–	692370-0	Dörrpanel, H	Door panel, R			2110
	–	1	–	–	692372-6	Dörrpanel, H	Door panel, R			
	–	–	1	–	692374-2	Dörrpanel, H	Door panel, R			2130
	–	–	–	1	692499-7	Dörrpanel, H	Door panel, R			2140
23	2	2	2	2	677003-6	•Bussning	•Bushing	3		
24	2	2	2	2	678199-1	•List	•Moulding			2160
25	12	12	12	12	678201-5	•Clips	•Clip	2		2170
26	10	10	10	10	942188-4	•Clips	•Clip	0		
27	32	32	32	32	680097-3	Fäste	Anchorage	2		
28	2	2	2	2	678096-9	Ram	Frame			2200
29	2	2	2	2	677950-8	Sarg	Frame			
30	4	4	4	4	955154-0	Skruv	Screw	0		2220
31	4	4	4	4	959057-1	Bricka	Washer	0		2230
32	1	1	1	1	681880-1	Panel, V	Panel, L			2240
	1	1	1	1	681881-9	Panel, H	Panel, R			2250
33	4	4	4	4	955127-6	Skruv	Screw	0		2260
34	3	3	3	3	960138-6	Bricka	Washer	0		2270
35	1	1	1	1	1204824-5	Panel, V	Panel, L		(680323) SBMR	2280
	1	1	1	1	681615-1	Panel, V	Panel, L		SBUR	2290
	1	1	1	1	1204825-2	Panel, H	Panel, R		(680324) SBMR	2300
	1	1	1	1	681616-9	Panel, H	Panel, R		SBUR	2310
36	1	–	–	–	692375-9	Panel, V	Panel, L			2320
	–	1	–	–	692377-5	Panel, V	Panel, L			2330
	–	–	1	–	692379-1	Panel, V	Panel, L			2340
	–	–	–	1	692500-2	Panel, V	Panel, L			2350
	1	–	–	–	692376-7	Panel, H	Panel, R			2360
	–	1	–	–	692378-3	Panel, H	Panel, R			2370
	–	–	1	–	692380-9	Panel, H	Panel, R			2380
	–	–	–	1	692501-0	Panel, H	Panel, R			
37	1	1	1	1	692691-9	Panel, V	Panel, L			2400
	1	1	1	1	692692-7	Panel, H	Panel, R			2410
38	8	8	8	8	680097-3	Fäste	Anchorage	2		
39	1	1	1	1	680327-4	Panel	Panel	4		2430
40	1	–	–	–	680274-8	Matta	Mat	4		2440
	–	1	–	–	693991-2	Matta	Mat		(680275)	
	–	–	1	–	680276-3	Matta	Mat	4		
	–	–	–	1	680274-8	Matta	Mat	4		2470
41	7	7	7	7	683258-8	Fäste	Anchorage	2	(680097)	
42	1	1	1	1	692818-8	Stoppning, V	Upholstery, L			
	1	1	1	1	692819-6	Stoppning, H	Upholstery, R			2500
43	5200	5200	5200	5200	678238-7	Kantskyddslist	Edge moulding	3	2 X 2600 CH – 30657	2510
	1	1	1	1	687701-3	Tätningslist, V	Seal moulding, L	3	CH 30658–	2520
	1	1	1	1	687702-1	Tätningslist, H	Seal moulding, R	3	CH 30658–	2530
44	5200	5200	5200	5200	678238-7	Kantskyddslist	Edge moulding	3	2 X 2600	2540
45	1	1	1	1	691865-0	Innertak	Head lining	3	UTL	2550
	1	1	1	1	692702-4	Innertak	Head lining	3	MTL	2560
	ERF	ERF	ERF	ERF	99755-1	•Trikåplast	•Plastic–coated fabric, elastic		17) METERVARA	2570 2580
46	1	1	1	1	692067-2	Stoppning	Upholstery		UTL	2590
47	6	6	6	6	666629-1	Plugg	Plug		UTL	2600

17. Enhet kvadrat meter. Metervarans bredd 130. Unit: Square metres. Width of material 130. Unité, en mètres carrés. Au mètre, de largeur 130. Einheit, Quadratmeter. Breit der Meterware 130. Unidad, en metros cuardos. Por metro, ancho 130.

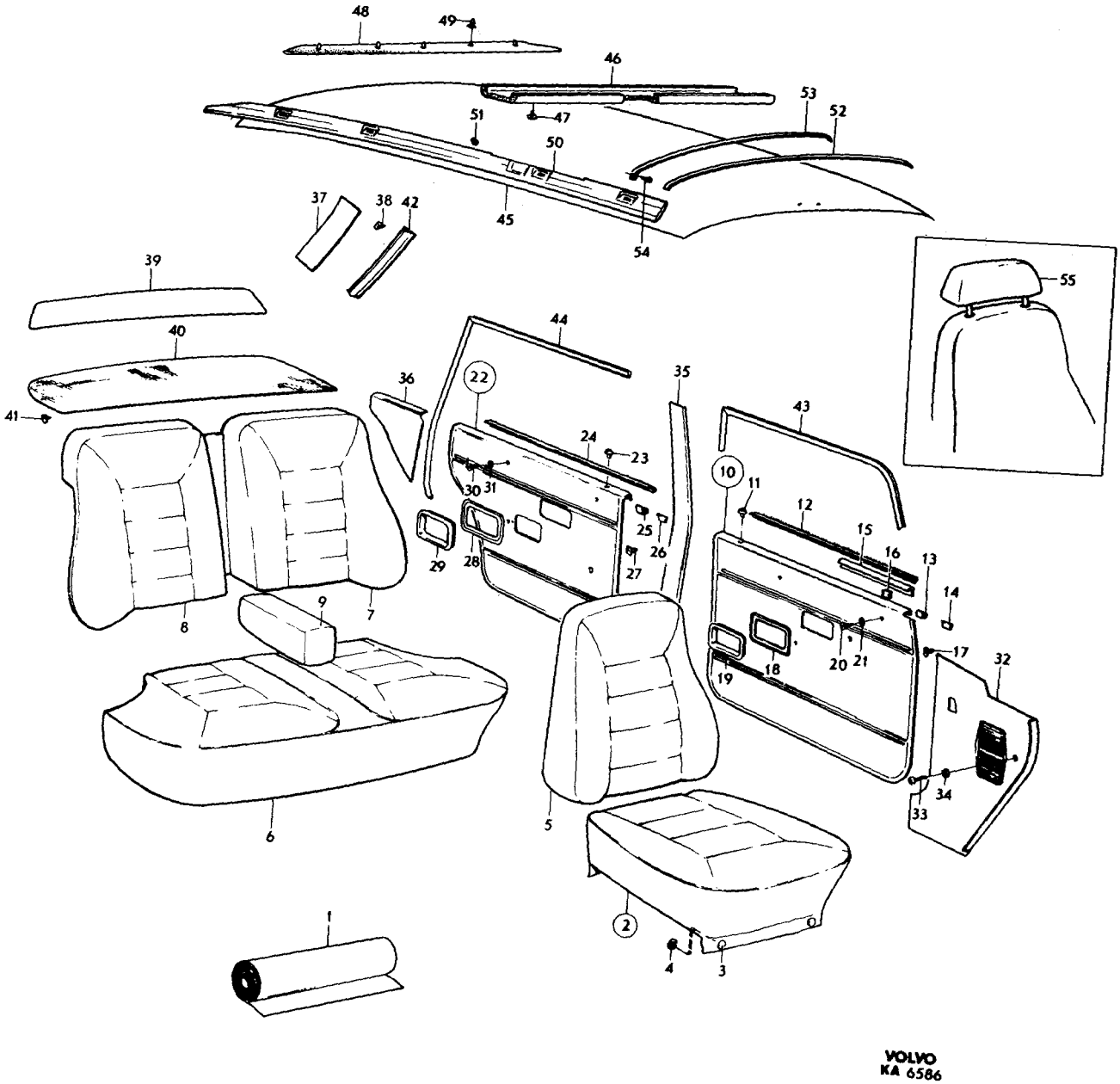

VOLVO
KA 6586

Sida / Page	Grupp / Group	Innerklädsel klädselkombination 900–903	Upholstery upholstery combination 900–903	Illustration 6586 1975-12	1450
136	8				

Pos. Fig.	Antal/Quantity 900	901	902	903	Detalj nr Part No	Benämning	Description	Sats Kit	Anmärkning Notes	
48	1	1	1	1	692081-3	Stoppning	Upholstery			3010
49	5	5	5	5	678274-2	Clips	Clip	3		3020
50	1	1	1	1	692397-3	Stoppning, V	Upholstery, L		CH –42909	3030
	1	1	1	1	685542-3	Stoppning, V	Upholstery, L		CH 42910–	3040
	1	1	1	1	685543-1	Stoppning, H	Upholstery, R		(692398)	3060
51	2	2	2	2	666629-1	Plugg	Plug		CH –42909	3070
52	5	5	5	5	677517-5	Taksprygel	Roof bow		UTL	3080
	1	1	1	1	677517-5	Taksprygel	Roof bow		MTL	3090
53	1	1	1	1	681569-0	Taksprygel	Roof bow		MTL	3100
54	2	2	2	2	955126-8	Skruv	Screw	0	MTL	3110
55	2	–	–	2	692381-7	Klädsel	Cover		SPEC UTF 5356	3120
	–	2	–	–	692382-5	Klädsel	Cover		SPEC UTF 5357	3130
	–	–	2	–	692383-3	Klädsel	Cover		SPEC UTF 5358	3140

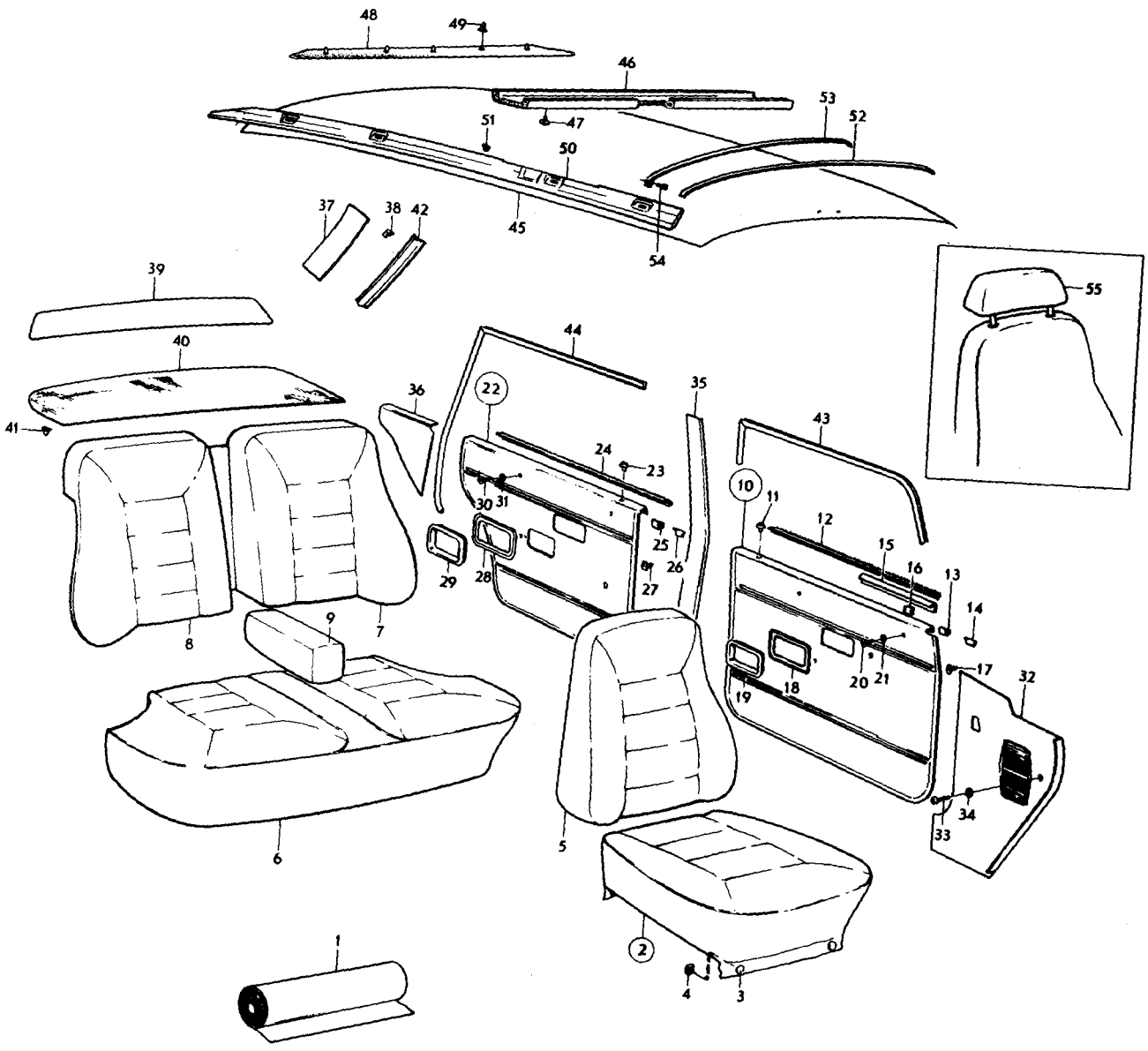

VOLVO
KA 6586

Sida 138 Page | Grupp 8 Group | Innerklädsel klädselkombination 904, 905. | Upholstery upholstery combination 904, 905. | Illustration 6586 1975-12 | 1475

Pos. Fig.	Antal/Quantity 904	905			Detalj nr Part No	Benämning	Description	Sats Kit	Anmärkning Notes	
1	ERF	–	–	–	99802-1	Trikåplast grå	Plastic–coated fabric, (elastic), grey		16)	4010 4020
	ERF	–	–	–		Vävplast grå	Plastic coated fabric, grey	8		4030 4040
	–	–	–	–		Produktskylten stämplad 904–590	Designation plate stamped 904–590			4050 4060 4070
	–	ERF	–	–	99803-9	Trikåplast ljusblå	Plastic–coated fabric, (elastic), light blue		16)	4080 4090
	–	ERF	–	–		Vävplast, blå	Plastic coated fabric, blue	8		4100 4110
	–	–	–	–		Produktskylten stämplad 905–591	Designation plate stamped 905–591			4120 4130 4140
2	2	–	–	–		Klädsel	Cover	8	(692503)	4150
	–	2	–	–	692518-4	Klädsel	Cover			4160
3	12	12	–	–	94944-6	•Knapp	•Button			4170
4	12	12	–	–	94945-3	•Hållare	•Retainer			4180
5	2	–	–	–	692504-4	Klädsel	Cover			4190
	–	2	–	–	692519-2	Klädsel	Cover			4200
6	1	–	–	–	693461-6	Klädsel	Cover			4210
	–	1	–	–	693465-7	Klädsel	Cover			4220
7	1	–	–	–	693462-4	Klädsel, V	Cover, L			4230
	–	1	–	–	693466-5	Klädsel, V	Cover, L			4240
8	1	–	–	–	693463-2	Klädsel, H	Cover, R			4250
	–	1	–	–	693467-3	Klädsel, H	Cover, R			4260
9	1	–	–	–	693464-0	Klädsel	Cover			4270
	–	1	–	–	693468-1	Klädsel	Cover			4280
10	1	–	–	–	692511-9	Dörrpanel, V	Door panel, L			4290
	–	1	–	–	692526-7	Dörrpanel, V	Door panel, L			4300
	1	–	–	–	692512-7	Dörrpanel, H	Door panel, R			4310
	–	1	–	–	692527-5	Dörrpanel, H	Door panel, R			4320
11	2	2	–	–	677003-6	•Bussning	•Bushing	3		4330
12	2	2	–	–	678198-3	•List	•Moulding			4340
13	10	10	–	–	678201-5	•Clips	•Clip	2		4350
14	8	8	–	–	942188-4	•Clips	•Clip	2		4360
15	2	2	–	–	680652-5	•Prydnadslist	•Trim moulding			4370
16	6	6	–	–	680730-9	•Clips	•Clip	2		4380
17	40	40	–	–	680097-3	Fäste	Anchorage	2		4390
18	2	2	–	–	678096-9	Ram	Frame			4400
19	2	2	–	–	677950-8	Sarg	Frame			4410
20	4	4	–	–	955156-5	Skruv	Screw			4420
21	4	4	–	–	959057-1	Bricka	Washer	0		4430
22	1	–	–	–	692513-5	Dörrpanel, V	Door panel, L			4440
	–	1	–	–	692528-3	Dörrpanel, V	Door panel, L			4450
	1	–	–	–	692514-3	Dörrpanel, H	Door panel, R			4460
	–	1	–	–	692529-1	Dörrpanel, H	Door panel, R			4470
23	2	2	–	–	677003-6	•Bussning	•Bushing	3		4480
24	2	2	–	–	678199-1	•List	•Moulding			4490
25	12	12	–	–	678201-5	•Clips	•Clip	2		4500
26	10	10	–	–	942188-4	•Clips	•Clip	0		4510
27	32	32	–	–	680097-3	Fäste	Anchorage	2		4520
28	2	2	–	–	678096-9	Ram	Frame			4530
29	2	2	–	–	677950-8	Sarg	Frame			4540
30	4	4	–	–	955154-0	Skruv	Screw	0		4550
31	4	4	–	–	959057-1	Bricka	Washer	0		4560
32	1	1	–	–	681880-1	Panel, V	Panel, L			4570
	1	1	–	–	681881-9	Panel, H	Panel, R			4580
33	4	4	–	–	955127-6	Skruv	Screw	0		4590
34	3	3	–	–	960138-6	Bricka	Washer	0		4600

16. Enhet kvadratmeter. Metervarans bredd 140. Unit: Square metres. Width of material 140. Unité, en mètres carrés. Au mètre, de largeur 140. Einheit, Quadratmeter. Breit der Meterware 140. Unidad, en metros cuardos. Por metro, ancho 140.

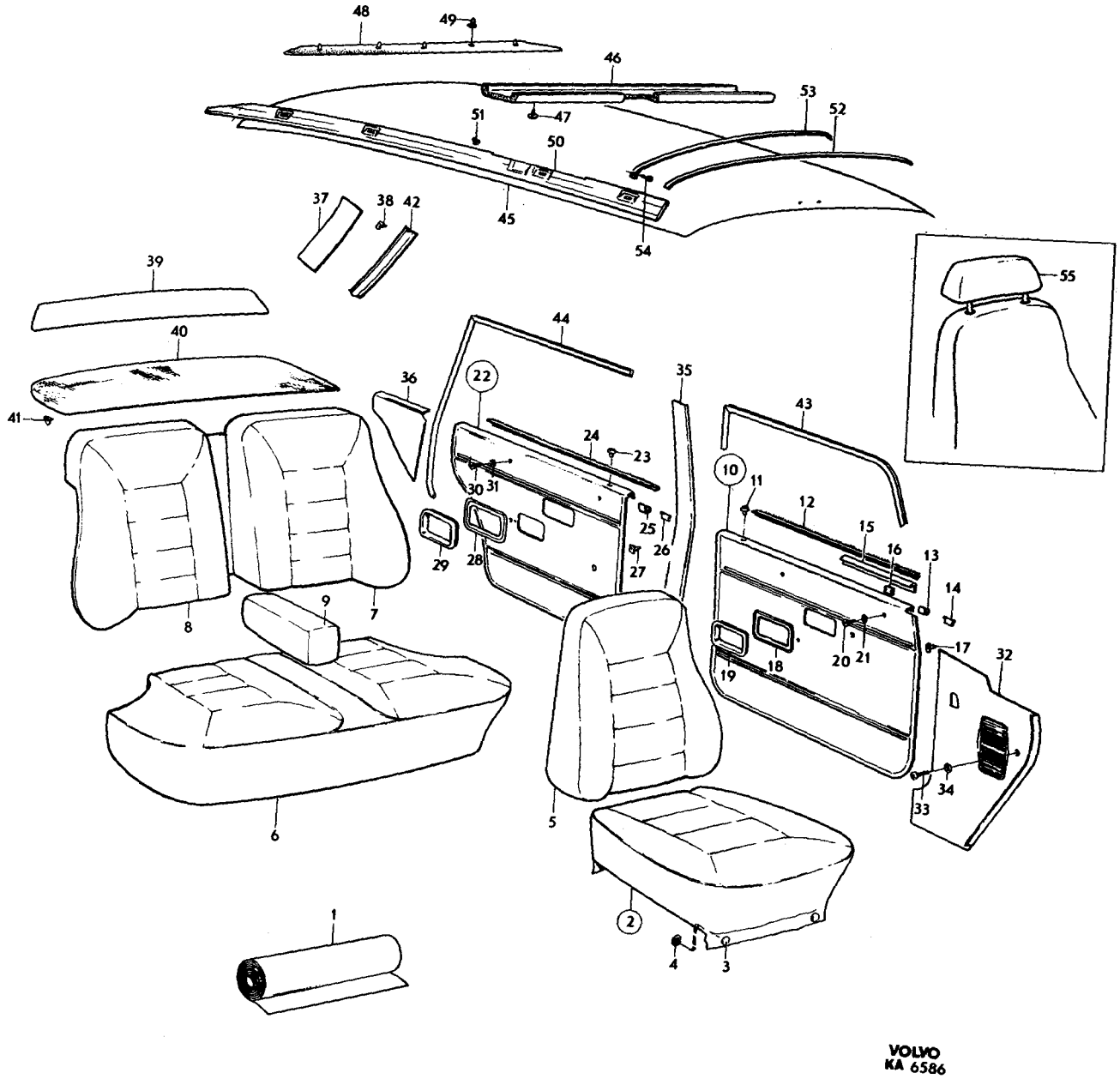

VOLVO
KA 6586

Sida 140 Page | Grupp 8 Group | Innerklädsel klädselkombination 904, 905. | Upholstery upholstery combination 904, 905. | Illustration 6586 1975-03 | 1475

Pos. Fig.	Antal/Quantity 904	905			Detalj nr Part No	Benämning	Description	Sats Kit	Anmärkning Notes	
35	1	1	–	–	1204824-5	Panel, V	Panel, L		(680323) SBMR	5010
	1	1	–	–	681615-1	Panel, V	Panel, L		SBUR	5020
	1	1	–	–	1204824-5	Panel, H	Panel, R		(680324) SBMR	5030
	1	1	–	–	681616-9	Panel, H	Panel, R		SBUR	5040
36	1	–	–	–	692515-0	Panel, V	Panel, L			5050
	–	1	–	–	692530-9	Panel, V	Panel, L			5060
	1	–	–	–	692516-8	Panel, H	Panel, R			5070
	–	1	–	–	692531-7	Panel, H	Panel, R			5080
37	1	1	–	–	692691-9	Panel, V	Panel, L			5090
	1	1	–	–	692692-7	Panel, H	Panel, R			5100
38	8	8	–	–	680097-3	Fäste	Anchorage	2		5110
39	1	1	–	–	680327-4	Panel	Panel	4		5120
40	1	–	–	–	693991-2	Matta	Mat		(680275)	5130
	–	1	–	–	680276-3	Matta	Mat	4		5140
41	7	7	–	–	683258-8	Fäste	Anchorage	2	(680097)	5150
42	1	1	–	–	692818-8	Stoppning, V	Upholstery, L			5160
	1	1	–	–	692819-6	Stoppning, H	Upholstery, R			5170
43	5200	5200	–	–	678238-7	Kantskyddslist	Edge moulding	3	2 X 2600 CH –30657	5180
	1	1	–	–	687701-3	Tätningslist, V	Seal moulding, L	3	CH 30658–	5190
	1	1	–	–	687702-1	Tätningslist, H	Seal moulding, R	3	CH 30658–	5200
44	5200	5200	–	–	678238-7	Kantskyddslist	Edge moulding	3	2 X 2600	5210
45	1	1	–	–	691865-0	Innertak	Head lining	3	UTL	5220
	1	1	–	–	692702-4	Innertak	Head lining	3	MTL	5230
	ERF	ERF	–	–	99755-1	•Trikåplast	•Plastic–coated fabric, elastic		17) METERVARA	5240 5250
46	1	1	–	–	692067-2	Stoppning	Upholstery		UTL	5260
47	6	6	–	–	666629-1	Plugg	Plug		UTL	5270
48	1	1	–	–	692081-3	Stoppning	Upholstery			5280
49	5	5	–	–	678274-2	Clips	Clip	3		5290
50	1	1	–	–	692397-3	Stoppning, V	Upholstery, L		CH –42909	5300
	1	1	–	–	685542-3	Stoppning, V	Upholstery, L		CH 42910–	5310
	1	1	–	–	685543-1	Stoppning, H	Upholstery, R		(692398)	5330
51	2	2	–	–	666629-1	Plugg	Plug		CH –42909	5340
52	5	5	–	–	677517-5	Taksprygel	Roof bow		UTL	5350
	1	1	–	–	677517-5	Taksprygel	Roof bow		MTL	5360
53	1	1	–	–	681569-0	Taksprygel	Roof bow		MTL	5370
54	2	2	–	–	955126-8	Skruv	Screw	0	MTL	5380
55	2	–	–	–	692382-5	Klädsel	Cover		SPEC UTF 5357	5390
	–	2	–	–	692383-3	Klädsel	Cover		SPEC UTF 5358	5400

17. Enhet kvadrat meter. Metervarans bredd 130. Unit: Square metres. Width of material 130. Unité, en mètres carrés. Au mètre, de largeur 130. Einheit, Quadratmeter. Breit der Meterware 130. Unidad, en metros cuardos. Por metro, ancho 130.

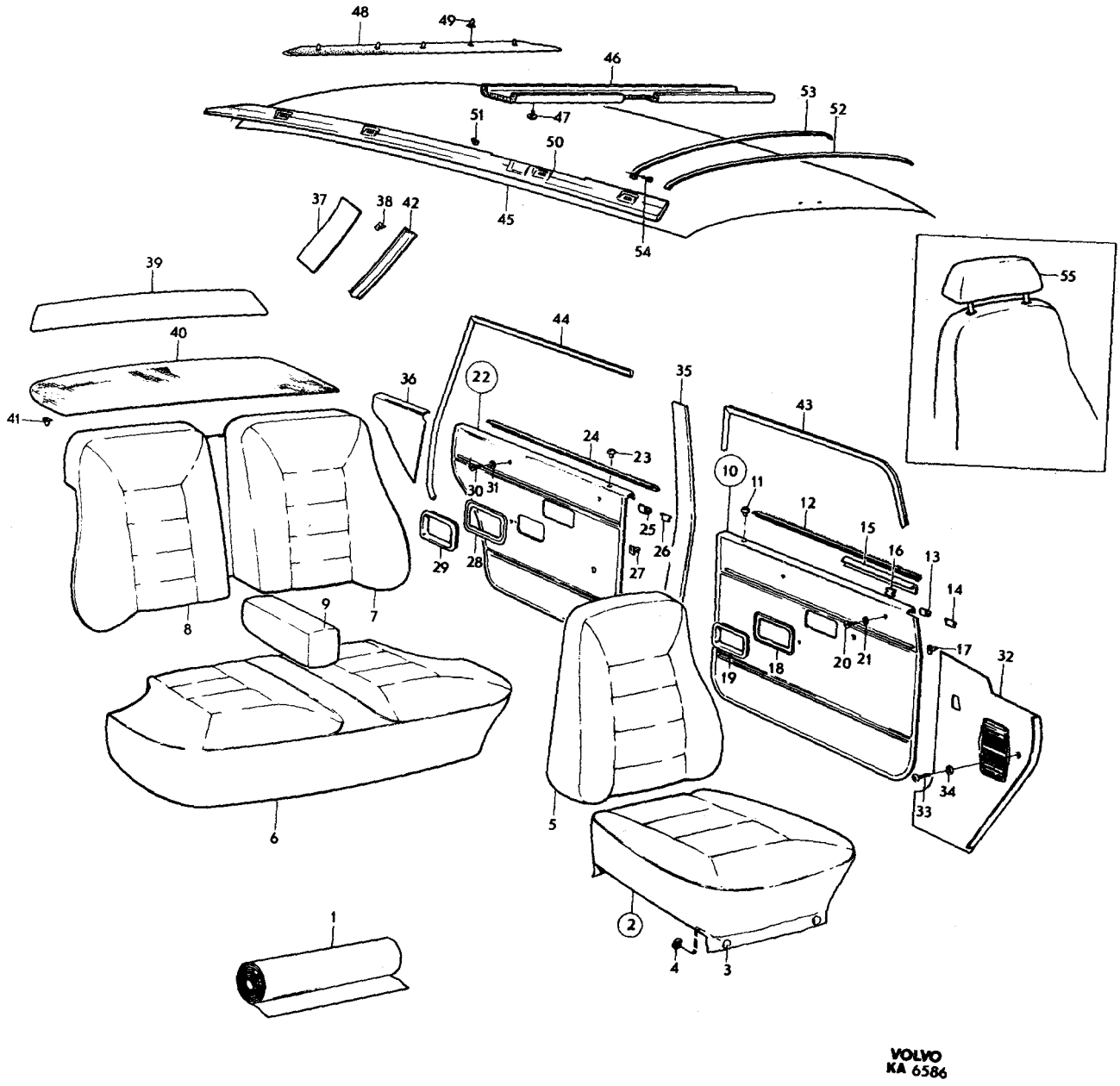

VOLVO
KA 6586

Sida / Page	Grupp / Group	Innerklädsel klädselkombination 912–915 / Upholstery upholstery combination 912–915	Illustration 9659 1975-12	1550
142	8			

Pos. Fig.	Antal/Quantity 912	913	914	915	Detalj nr Part No	Benämning	Description	Sats Kit	Anmärkning Notes	
1	ERF	–	–	–		Läder, grått	Leather, grey	8		1010
	ERF	–	–	–	99964-9	Vävplast, grå	Plastic–coated fabric, grey		17)	1020 1030
	–	–	–	–		Produktskylten stämplad 912–685	Designation plate stamped 912–685			1040 1050
–										1060
	–	ERF	–	–		Läder, mellanblått	Leather, blue	8		1070
	–	ERF	–	–	99883-1	Vävplast, mellanblå	Plastic–coated fabric, blue		17)	1080 1090
	–	–	–	–		Produktskylten stämplad 913–686	Designation plate stamped 913–686			1100 1110
–										1120
	–	–	ERF	–		Läder, svart	Leather, black	8		1130
	–	–	ERF	–	99949-0	Vävplast, svart	Plastic–coated fabric, black		17)	1140 1150
	–	–	–	–		Produktskylten stämplad 914–687	Designation plate stamped 914–687			1160 1170
–										1180
	–	–	–	ERF		Läder, vinrött	Leather, maroon	8		1190
	–	–	–	ERF	99886-4	Vävplast, vinröd	Plastic–coated fabric, maroon		17)	1200 1210
	–	–	–	–		Produktskylten stämplad 915–688	Designation plate stamped 915–688			1220 1230
–										1240
2	2	–	–	–	693579-5	Klädsel	Cover			1250
	–	2	–	–	693581-1	Klädsel	Cover			1260
	–	–	2	–	694750-1	Klädsel	Cover		(693583)	1270
	–	–	–	2	693585-2	Klädsel	Cover			1280
3	12	12	12	12	94944-6	•Knapp	•Button			1290
4	12	12	12	12	94945-3	•Hållare	•Retainer			1300
5	2	–	–	–	693580-3	Klädsel	Cover			1310
	–	2	–	–	693582-9	Klädsel	Cover			1320
	–	–	2	–	694751-9	Klädsel	Cover		(693584)	1330
	–	–	–	2	693586-0	Klädsel	Cover			1340
6	1	–	–	–	693595-1	Klädsel	Cover		12)	1350
	1	–	–	–	695282-4	Klädsel	Cover		13)	1360
	–	1	–	–	693598-5	Klädsel	Cover		12)	1370
	–	1	–	–	695279-0	Klädsel	Cover		13)	1380
	–	–	1	–	693601-7	Klädsel	Cover		12)	1390
	–	–	1	–	695280-8	Klädsel	Cover		13)	1400
	–	–	–	1	693604-1	Klädsel	Cover		12)	1410
	–	–	–	1	695281-6	Klädsel	Cover		13)	1420
7	1	–	–	–	693596-9	Klädsel, V	Cover, L			1430
	–	1	–	–	693599-3	Klädsel, V	Cover, L			1440
	–	–	1	–	693602-5	Klädsel, V	Cover, L			1450
	–	–	–	1	693605-8	Klädsel, V	Cover, L			1460
8	1	–	–	–	693597-7	Klädsel, H	Cover, R			1470
	–	1	–	–	693600-9	Klädsel, H	Cover, R			1480
	–	–	1	–	693603-3	Klädsel, H	Cover, R			1490
	–	–	–	1	693606-6	Klädsel, H	Cover, R			1500

12. Ch –22322 excl 21571, 21600, 21601, 21632, 21633, 21635, 21644, 21646, 21653, 21655, 21658, 21659, 21662, 21664–21695, 21698–21709, 21711–21715, 21717–21730, 21732–21735, 21738, 21739, 21741–21744, 21746–21748, 21750, 21751, 21753–21775, 21777–21780, 21782, 21784–21786, 21788–21793, 21795–21798, 21802, 21804–21810, 21812, 21815–21827, 21829–21835, 21837–23854, 21951–21958, 21960–22030, 22033–22039, 22041–22059, 22061–22063, 22065–22094, 22096–22106, 22108–22110, 22112–22137, 22139–22147, 22149–22176, 22178–22222, 22224–22307, 22309–22321.
13. Ch 22323 incl 21571, 21600, 21601, 21632, 21633, 21635, 21644, 21646, 21653, 21655, 21658, 21659, 21662, 21664–21695, 21698–21709, 21711–21715, 21717–21730, 21732–21735, 21738, 21739, 21741–21744, 21746–21748, 21750, 21751, 21753–21775, 21777–21780, 21782, 21784–21786, 21788–21793, 21795–21798, 21802, 21804–21810, 21812, 21815–21827, 21829–21835, 21837–23854, 21951–21958, 21960–22030, 22033–22039, 22041–22059, 22061–22063, 22065–22094, 22096–22106, 22108–22110, 22112–22137, 22139–22147, 22149–22176, 22178–22222, 22224–22304, 22309–22321.
17. Enhet kvadrat meter. Metervarans bredd 130. Unit: Square metres. Width of material 130. Unité, en mètres carrés. Au mètre, de largeur 130. Einheit, Quadratmeter. Breit der Meterware 130. Unidad, en metros cuardos. Por metro, ancho 130.

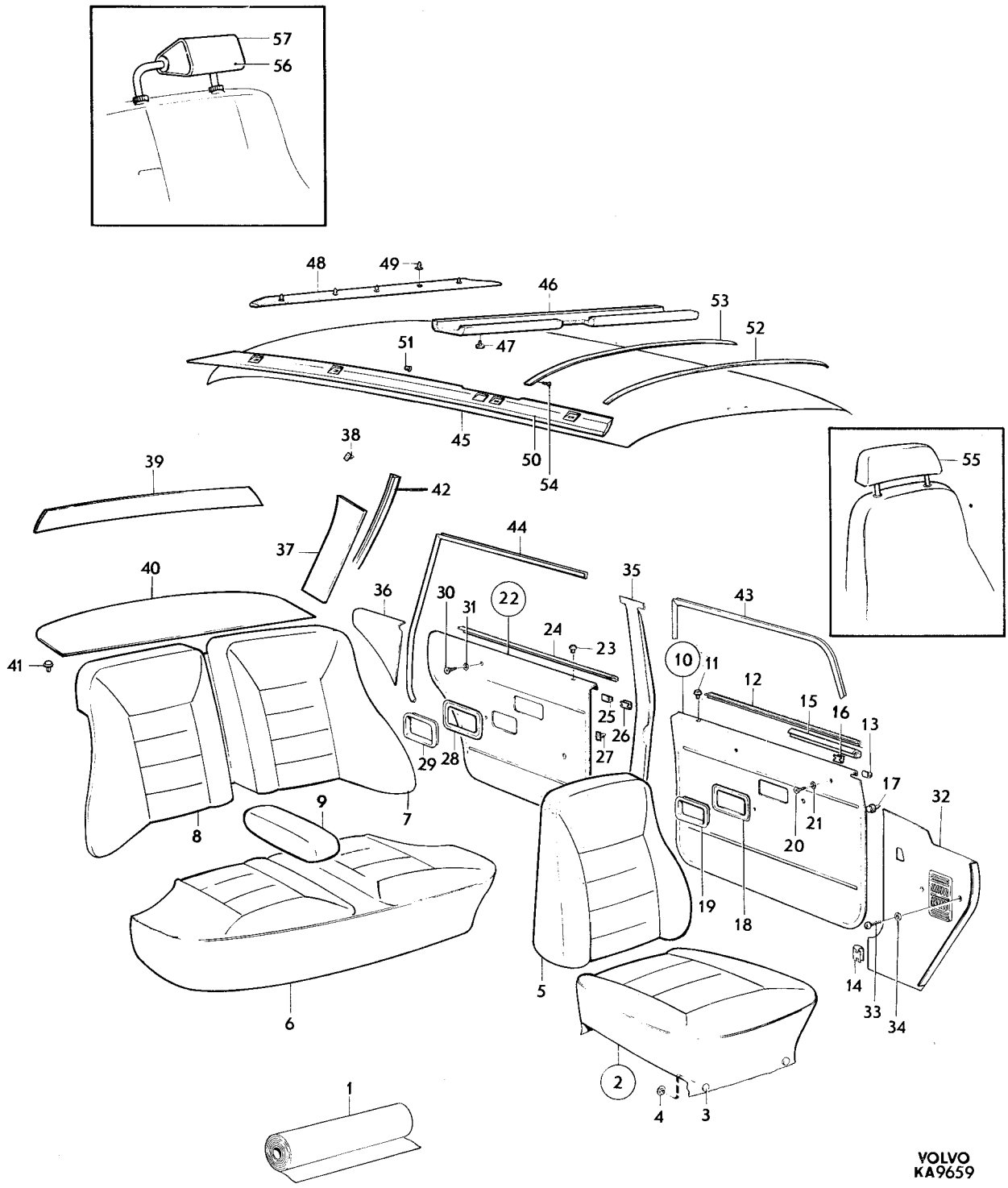
57
56
48
49
46
53
52
51
47
45
50
54
55
38
39
42
37
44
40
36
30
31
22
35
43
24
23
41
10
11
12
15
16
13
25
26
27
29
28
17
32
9
7
8
21
20
19
18
5
14
33
34
6
2
4
3
1
VOLVO
KA9659

Sida 144 Page | Grupp 8 Group | Innerklädsel klädselkombination 912–915 | Upholstery upholstery combination 912–915 | Illustration 9659 1975-12 | 1550

Pos. Fig.	Antal/Quantity 912	913	914	915	Detalj nr Part No	Benämning	Description	Sats Kit	Anmärkning Notes	
9	1	–	–	–	693627-2	Klädsel	Cover			1510
	–	1	–	–	693628-0	Klädsel	Cover			1520
	–	–	1	–	693629-8	Klädsel	Cover			1530
	–	–	–	1	693630-6	Klädsel	Cover			1540
10	1	–	–	–	693651-2	Dörrpanel, V	Door panel, L			1550
	–	1	–	–	693653-8	Dörrpanel, V	Door panel, L			1560
	–	–	1	–	693655-3	Dörrpanel, V	Door panel, L			1570
	–	–	–	1	693657-9	Dörrpanel, V	Door panel, L			1580
	1	–	–	–	693652-0	Dörrpanel, H	Door panel, R			2008
	–	1	–	–	693654-6	Dörrpanel, H	Door panel, R			2009
	–	–	1	–	693656-1	Dörrpanel, H	Door panel, R			2010
	–	–	–	1	693658-7	Dörrpanel, H	Door panel, R			[illegible]
11	2	2	2	2	677003-6	•Bussning	•Bushing	3		[illegible]
12	2	2	2	2	678198-3	•List	•Moulding			2040
13	10	10	10	10	678201-5	•Clips	•Clip	2	TID UTF	[illegible]
	20	20	20	20	678201-5	•Clips	•Clip	2	SEN UTF	[illegible]
14	8	8	8	8	942188-4	•Clips	•Clip	0	TID UTF	2070
15	1	1	1	1	684004-5	•Prydnadslist, V	•Trim moulding, L		TID UTF	[illegible]
									ERS AV 1 ST 686781–6,	[illegible]
									5 ST 678201–5	2082
	1	1	1	1	684005-2	•Prydnadslist, H	•Trim moulding, R		TID UTF	[illegible]
	1	1	1	1	686781-6	•Tätningslist, V	•Seal moulding, L		SEN UTF	[illegible]
	1	1	1	1	686782-4	•Tätningslist, H	•Seal moulding, R		SEN UTF	2110
16	6	6	6	6	680730-9	•Clips	•Clip	2	TID UTF	2120
17	40	40	40	40	680097-3	Fäste	Anchorage	2		2130
18	2	2	2	2	678096-9	Ram	Frame			2140
19	2	2	2	2	677950-8	Sarg	Frame			2150
20	4	4	4	4	955156-5	Skruv	Screw			2160
21	4	4	4	4	959057-1	Bricka	Washer	0		2170
22	1	–	–	–	693667-8	Dörrpanel, V	Door panel, L			2180
	–	1	–	–	693669-4	Dörrpanel, V	Door panel, L			2190
	–	–	1	–	693671-0	Dörrpanel, V	Door panel, L			2200
	–	–	–	1	693673-6	Dörrpanel, V	Door panel, L			2210
	1	–	–	–	693668-6	Dörrpanel, H	Door panel, R			2220
	–	1	–	–	693670-2	Dörrpanel, H	Door panel, R			2230
	–	–	1	–	693672-8	Dörrpanel, H	Door panel, R			2240
	–	–	–	1	693674-4	Dörrpanel, H	Door panel, R			2250
23	2	2	2	2	677003-6	•Bussning	•Bushing	3		2260
24	2	2	2	2	678199-1	•List	•Moulding			[illegible]
25	12	12	12	12	678201-5	•Clips	•Clip	2	TID UTF	[illegible]
	16	16	16	16	678201-5	•Clips	•Clip	2	SEN UTF	2290
26	10	10	10	10	942188-4	•Clips	•Clip	0	TID UTF	[illegible]
27	32	32	32	32	680097-3	Fäste	Anchorage	2		[illegible]
28	2	2	2	2	678096-9	Ram	Frame			2320
29	2	2	2	2	677950-8	Sarg	Frame			[illegible]
30	4	4	4	4	955154-0	Skruv	Screw	0		[illegible]
31	4	4	4	4	959057-1	Bricka	Washer	0		2350
32	1	1	1	1	681880-1	Panel, V	Panel, L			[illegible]
	1	1	1	1	681881-9	Panel, H	Panel, R			[illegible]
33	4	4	4	4	955127-6	Skruv	Screw	0		2380
34	3	3	3	3	960138-6	Bricka	Washer	0		2390
35	1	1	1	1	1204824-5	Panel, V	Panel, L		(680323) SBMR	2400
	1	1	1	1	681615-1	Panel, V	Panel, L		SBUR	2410
	1	1	1	1	1204825-2	Panel, H	Panel, R		(680324) SBMR	2420
	1	1	1	1	681616-9	Panel, H	Panel, R		SBUR	2430
36	1	–	–	–	693683-5	Panel, V	Panel, L			2440
	–	1	–	–	693685-0	Panel, V	Panel, L			2450
	–	–	1	–	693687-6	Panel, V	Panel, L			2460
	–	–	–	1	693689-2	Panel, V	Panel, L			2470
	1	–	–	–	693684-3	Panel, H	Panel, R			2480
	–	1	–	–	693686-8	Panel, H	Panel, R			2490
	–	–	1	–	693688-4	Panel, H	Panel, R			2500
	–	–	–	1	693690-0	Panel, H	Panel, R			2510

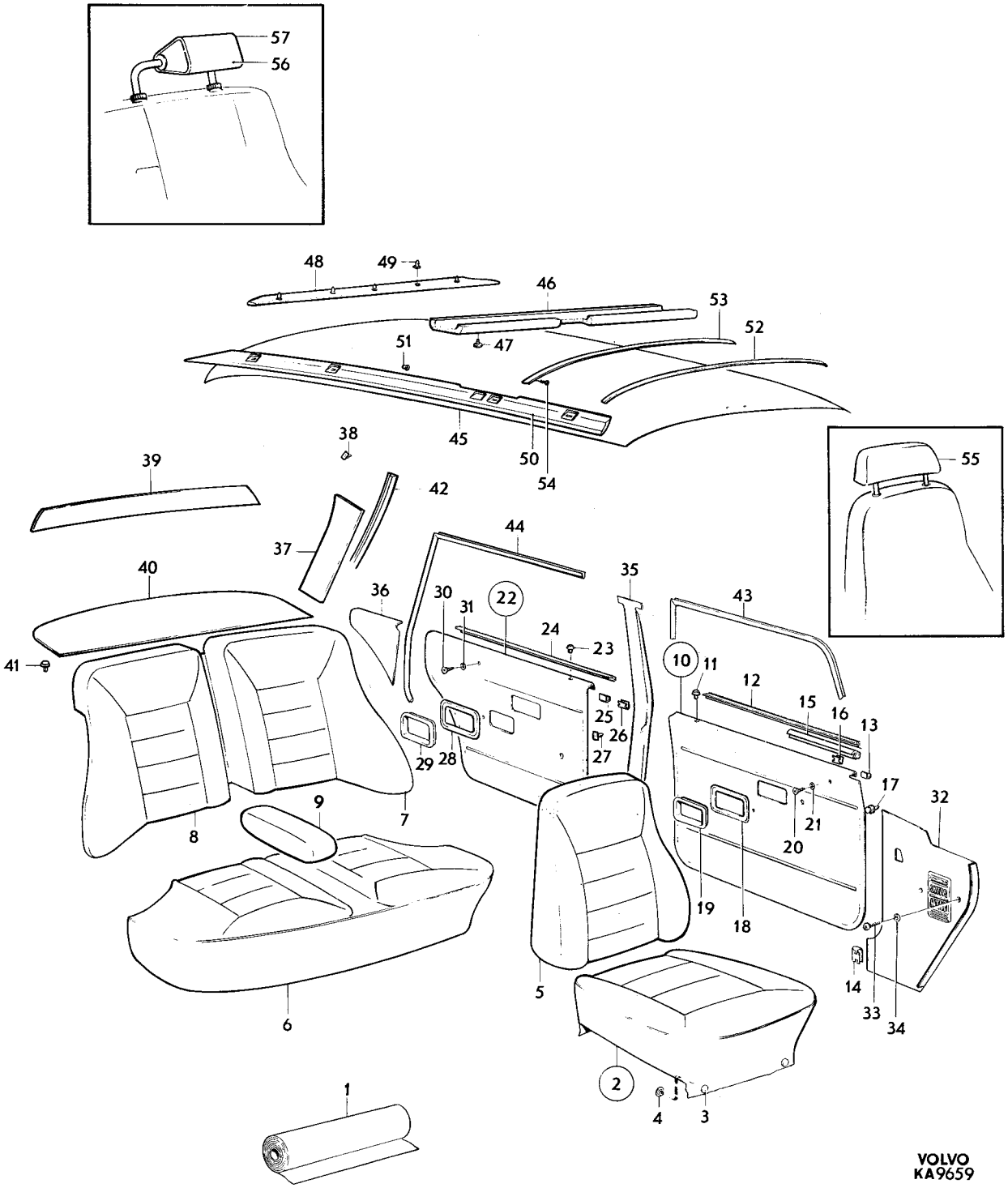
57
56
48
49
46
53
52
51
47
45
50
54
38
39
42
37
44
40
36
30
31
22
35
43
24
23
41
10
11
12
15
16
13
25
26
27
29
28
17
32
9
7
8
21
20
19
18
5
14
33
34
6
2
4
3
1
55
VOLVO
KA9659

Sida / Page	Grupp / Group	Innerklädsel klädselkombination 912–915	Upholstery upholstery combination 912–915	Illustration 1975-12
146	8			9659

Pos. Fig.	Antal/Quantity 912	913	914	915	Detalj nr Part No	Benämning	Description	Sats Kit	Anmärkning Notes	
37	1	1	1	1	695005-9	Panel, V	Panel, L			2520
	1	1	1	1	695006-7	Panel, H	Panel, R			2530
38	8	8	8	8	680097-3	Fäste	Anchorage	2		2540
39	1	1	1	1	682968-3	Panel	Panel	4		2550
40	1	–	–	–	693991-2	Matta	Mat	4		2560
	–	1	–	–	693992-0	Matta	Mat	4		2570
	–	–	1	–		Matta	Mat	8	(693993)	2580
	–	–	–	1	693994-6	Matta	Mat			2590
41	7	7	7	7	683258-8	Fäste	Anchorage	2		2610
42	1	1	1	1	692818-8	Stoppning, V	Upholstery, L			3020
	1	1	1	1	692819-6	Stoppning, H	Upholstery, R			3030
43	5200	5200	5200	5200	678238-7	Kantskyddslist	Edge moulding	3	2 X 2600 CH – 30657	3040
	1	1	1	1	687701-3	Tätningslist, V	Seal moulding, L	3	CH 30658–	3050
	1	1	1	1	687702-1	Tätningslist, H	Seal moulding, R	3	CH 30658–	3060
44	5200	5200	5200	5200	678238-7	Kantskyddslist	Edge moulding	3	2 X 2600	3070
45	1	1	1	1	691865-0	Innertak	Head lining	3	UTL	3080
	1	1	1	1	692702-4	Innertak	Head lining	3	MTL	3090
	ERF	ERF	ERF	ERF	99755-1	•Trikåplast	•Plastic–coated fabric elastic		17) METERVARA	3100
										3110
46	1	1	1	1	692067-2	Stoppning	Upholstery		UTL	3120
47	6	6	6	6	666629-1	Plugg	Plug		UTL	3130
48	1	1	1	1	692081-3	Stoppning	Upholstery			3140
49	5	5	5	5	678274-2	Clips	Clip	3		3150
50	1	1	1	1	692397-3	Stoppning, V	Upholstery, L		CH – 42909	3160
	1	1	1	1	685542-3	Stoppning, V	Upholstery, L		CH 42910–	3170
	1	1	1	1	685543-1	Stoppning, H	Upholstery, R		(692398)	3190
51	2	2	2	2	666629-1	Plugg	Plug		CH – 42909	3200
52	5	5	5	5	677517-5	Taksprygel	Roof bow		UTL	3210
	1	1	1	1	677517-5	Taksprygel	Roof bow		MTL	3220
53	1	1	1	1	681569-0	Taksprygel	Roof bow		MTL	3230
54	2	2	2	2	955126-8	Skruv	Screw	0	MTL	3240
55	2	–	–	–	693699-1	Klädsel	Cover			3250
	–	2	–	–	693700-7	Klädsel	Cover			3260
	–	–	2	–	695165-1	Klädsel	Cover			3270
	–	–	–	2	693702-3	Klädsel	Cover			3280
56	2	2	2	2	282098-3	Nackstöd med svart	Head restraint with		(281439)	3290
	–	–	–	–		Klädsel	Black cover			3300
57	2	2	2	–		Klädsel	Cover	8		3310
	–	–	–	2	696610-5	Klädsel, vinröd	Cover, maroon		(694726)	3320

17. Enhet kvadrat meter. Metervarans bredd 130. Unit: Square metres. Width of material 130. Unité, en mètres carrés. Au mètre, de largeur 130. Einheit, Quadratmeter. Breit der Meterware 130. Unidad, en metros cuardos. Por metro, ancho 130.

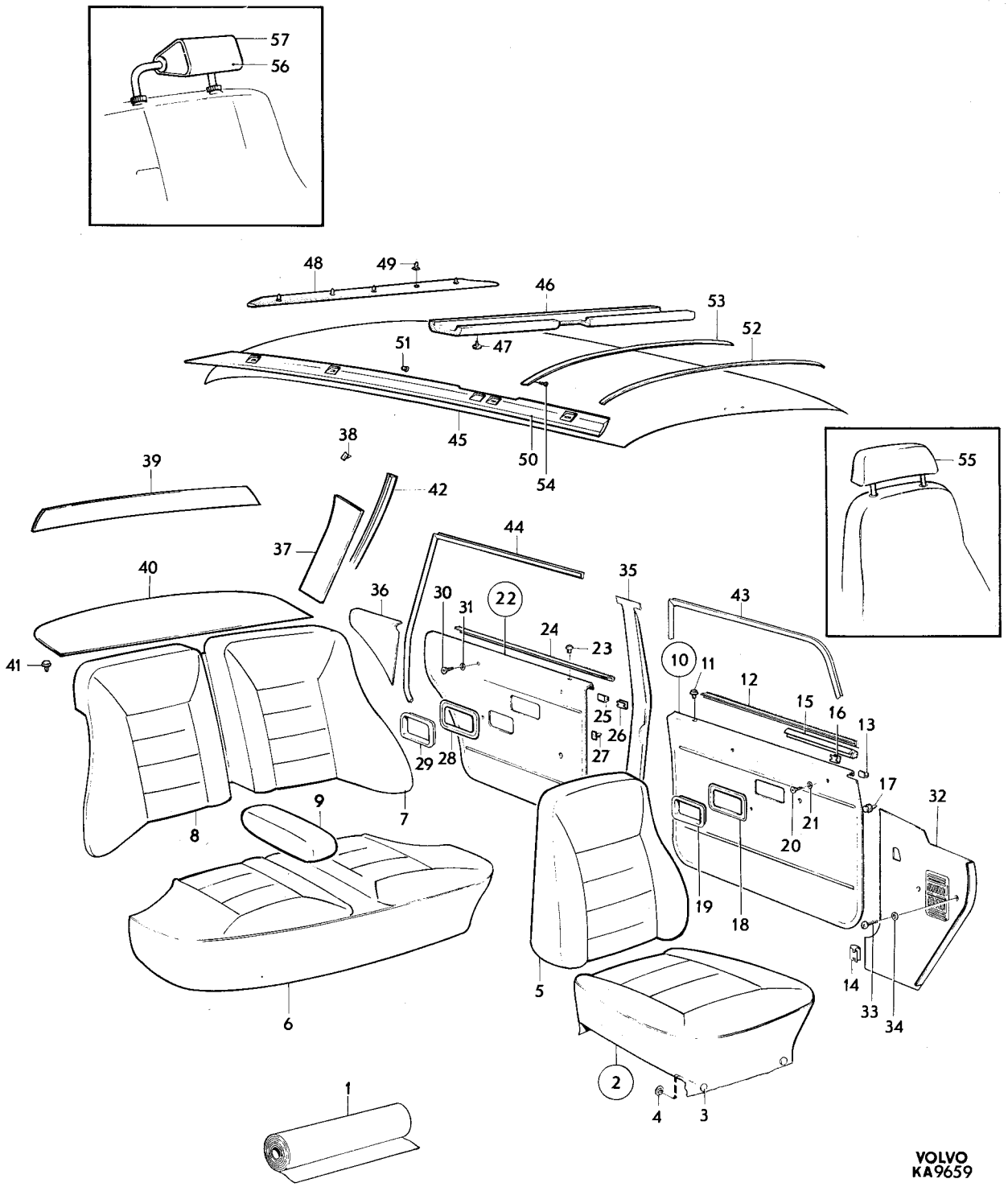
57
56
48
49
46
53
52
51
47
45
50
54
38
39
42
37
44
40
36
30
31
22
35
43
24
23
41
10
11
12
15
16
13
25
26
27
29
28
17
32
9
7
8
21
20
19
18
5
14
33
34
6
2
4
3
1
55
VOLVO
KA9659

Sida 148 Page | Grupp 8 Group | Innerklädsel klädselkombination 916, 917, 922, 924 | Upholstery upholstery combination 916, 917, 922, 924 | Illustration 9659 1975-12 | 1600

Pos. Fig.	Antal/Quantity 916	917	922	924	Detalj nr Part No	Benämning	Description	Sats Kit	Anmärkning Notes	
1	ERF	–	–	–	99972-2	Vävplast grå	Plastic-coated fabric, grey		17)	1010 1020
	ERF	–	–	–	99985-4	Tyg, grått	Material, grey		15)	1030
	–	–	–	–		Produktskylten stämplad 916-689	Designation plate stamped 916-689			1040 1050
–										1060
	–	ERF	–	–	99971-4	Vävplast mellanblå	Plastic-coated fabric, blue		17)	1070 1080
	–	ERF	–	–	99983-9	Tyg mellanblått	Material blue		15)	1090 1100
	–	–	–	–		Produktskylten stämplad 917-690	Designation plate stamped 917-690			1110 1
–										1150
	–	–	ERF	–	99986-2	Tyg, vinrött	Material, maroon		15)	1140
	–	–	ERF	–	99886-4	Vävplast vinröd	Plastic-coated fabric, maroon		17)	1 1160
	–	–	–	–		Produktskylten stämplad 922-695	Designation plate stamped 922-695			1170 1
–										1
	–	–	–	ERF		Läder, beige	Leather, beige	8		1200
	–	–	–	ERF	99963-1	Vävplast, beige	Plastic-coated fabric, beige		17)	1 1220
	–	–	–	–		Produktskylten stämplad 924-697	Designation plate stamped 924-697			1230 1240
–										1250
2	2	–	–	–	693587-8	Klädsel	Cover			1260
	–	2	–	–	693589-4	Klädsel	Cover			1270
	–	–	2	–	693593-6	Klädsel	Cover			1280
	–	–	–	2	695126-3	Klädsel	Cover			1290
3	12	12	12	12	94944-6	•Knapp	•Button			1300
4	12	12	12	12	94945-3	•Hållare	•Retainer			1310
5	2	–	–	–	693588-6	Klädsel	Cover			1320
	–	2	–	–	693590-2	Klädsel	Cover			1330
	–	–	2	–	693594-4	Klädsel	Cover			1340
	–	–	–	2	695127-1	Klädsel	Cover			1350
6	1	–	–	–	693607-4	Klädsel	Cover		12)	1360
	1	–	–	–	695283-2	Klädsel	Cover		13)	1370
	–	1	–	–	693610-8	Klädsel	Cover		12)	1380
	–	1	–	–	695284-0	Klädsel	Cover		13)	1
	–	–	1	–	693616-5	Klädsel	Cover		12)	1
	–	–	1	–	695286-5	Klädsel	Cover		13)	1410
	–	–	–	1	695130-5	Klädsel	Cover		12)	1
	–	–	–	1	695278-2	Klädsel	Cover		13)	1
7	1	–	–	–	693608-2	Klädsel, V	Cover, L			1440
	–	1	–	–	693611-6	Klädsel, V	Cover, L			1
	–	–	1	–	693617-3	Klädsel, V	Cover, L			1
	–	–	–	1	695131-3	Klädsel, V	Cover, L			1470

12. Ch –22322 excl 21571, 21600, 21601, 21632, 21633, 21635, 21644, 21646, 21653, 21655, 21658, 21659, 21662, 21664–21695, 21698–21709, 21711–21715, 21717–21730, 21732–21735, 21738, 21739, 21741–21744, 21746–21748, 21750, 21751, 21753–21775, 21777–21780, 21782, 21784–21786, 21788–21793, 21795–21798, 21802, 21804–21810, 21812, 21815–21827, 21829–21835, 21837–23854, 21951–21958, 21960–22030, 22033–22039, 22041–22059, 22061–22063, 22065–22094, 22096–22106, 22108–22110, 22112–22137, 22139–22147, 22149–22176, 22178–22222, 22224–22307, 22309–22321.
13. Ch 22323 incl 21571, 21600, 21601, 21632, 21633, 21635, 21644, 21646, 21653, 21655, 21658, 21659, 21662, 21664–21695, 21698–21709, 21711–21715, 21717–21730, 21732–21735, 21738, 21739, 21741–21744, 21746–21748, 21750, 21751, 21753–21775, 21777–21780, 21782, 21784–21786, 21788–21793, 21795–21798, 21802, 21804–21810, 21812, 21815–21827, 21829–21835, 21837–23854, 21951–21958, 21960–22030, 22033–22039, 22041–22059, 22061–22063, 22065–22094, 22096–22106, 22108–22110, 22112–22137, 22139–22147, 22149–22176, 22178–22222, 22224–22304, 22309–22321.
15. Enhet längdmeter. Metervarans bredd 115. Unit, linear metres. Width of material 115. Unité, en mètres. Au mètre, de largeur 150. Einheit, laufendes Meter. Breite der Metervare 115. Unidad, en metros. Por metro, ancho 115.
17. Enhet kvadrat meter. Metervarans bredd 130. Unit: Square metres. Width of material 130. Unité, en mètres carrés. Au mètre, de largeur 130. Einheit, Quadratmeter. Breit der Meterware 130. Unidad, en metros cuardos. Por metro, ancho 130.

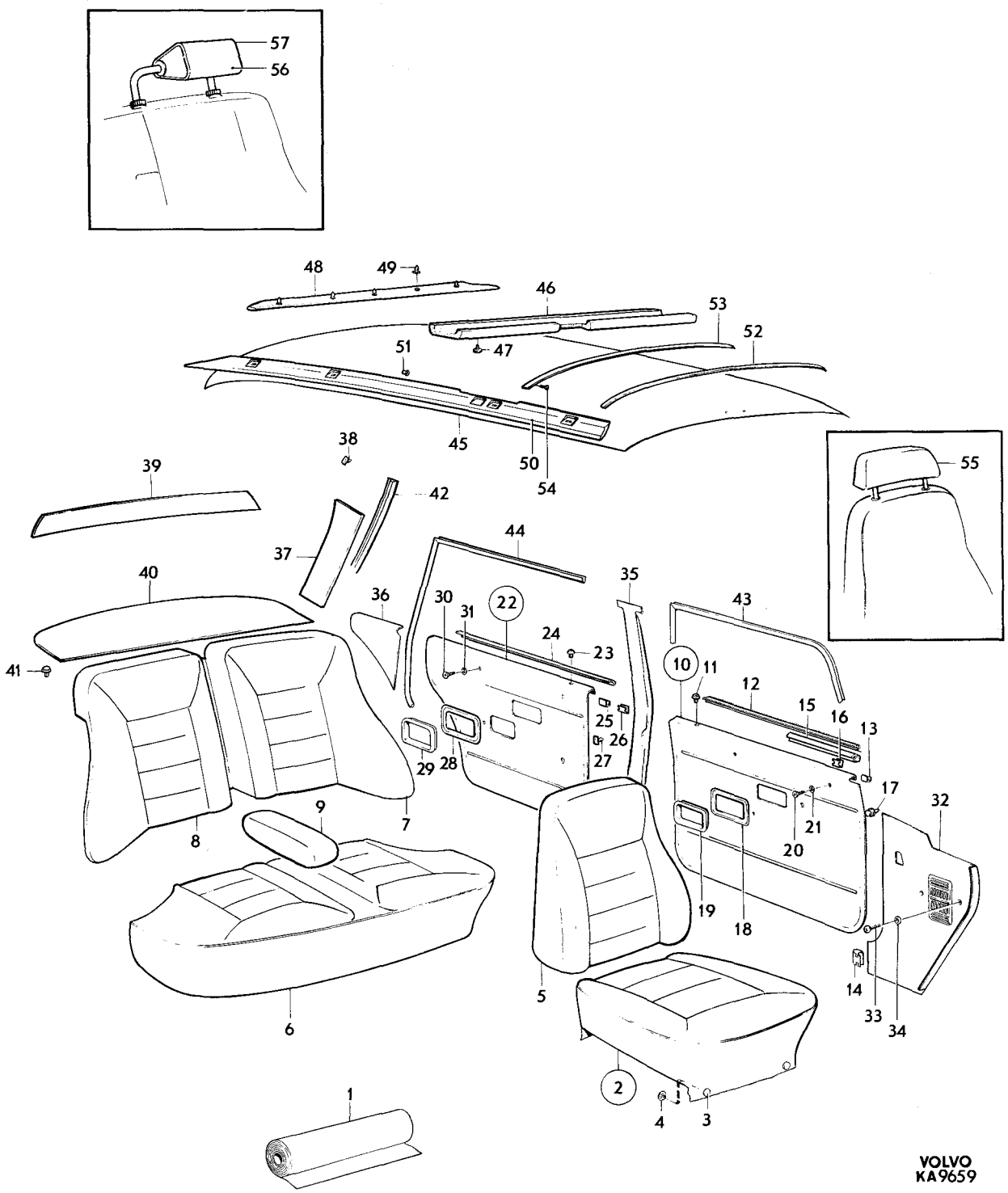
57
56
48
49
46
53
52
51
47
45
50
54
55
38
39
42
37
44
40
36
30
31
22
35
43
24
23
41
10
11
12
15
16
13
25
26
27
29
28
17
32
9
7
8
21
20
19
18
14
33
34
5
6
2
4
3
1
VOLVO
KA9659

Sida 150 Page | Grupp 8 Group | Innerklädsel klädselkombination 916, 917, 922, 924 | Upholstery upholstery combination 916, 917, 922, 924 | Illustration 9659 1975-12 | 1600

Pos. Fig.	Antal/Quantity 916	917	922	924	Detalj nr Part No	Benämning	Description	Sats Kit	Anmärkning Notes	
8	1	–	–	–	693609-0	Klädsel, H	Cover, R			1480
	–	1	–	–	693612-4	Klädsel, H	Cover, R			1490
	–	–	1	–	693618-1	Klädsel, H	Cover, R			1500
	–	–	–	1	695132-1	Klädsel, H	Cover, R			1510
9	1	–	–	–	693631-4	Klädsel	Cover			1520
	–	1	–	–	693632-2	Klädsel	Cover			1530
	–	–	1	–	693634-8	Klädsel	Cover			1540
	–	–	–	1	695138-8	Klädsel	Cover			1550
10	1	–	–	–	693659-5	Dörrpanel, V	Door panel, L			1560
	–	1	–	–		Dörrpanel, V	Door panel, L	8	(693661)	1570
	–	–	1	–	693665-2	Dörrpanel, V	Door panel, L			1580
	–	–	–	1	694830-1	Dörrpanel, V	Door panel, L			1590
	1	–	–	–	693660-3	Dörrpanel, H	Door panel, R			2000
	–	1	–	–		Dörrpanel, H	Door panel, R	8	(693662)	2010
	–	–	1	–	693665-2	Dörrpanel, H	Door panel, R			2020
	–	–	–	1	694831-9	Dörrpanel, H	Door panel, R			2030
11	2	2	2	2	677003-6	•Bussning	•Bushing	3		2040
12	2	2	2	2	678198-3	•List	•Moulding			2050
13	10	10	10	10	678201-5	•Clips	•Clip	2	TID UTF	2060
	20	20	20	20	678201-5	•Clips	•Clip	2	SEN UTF	2070
14	8	8	8	8	942188-4	•Clips	•Clip	0	TID UTF	2080
15	1	1	1	1	684004-5	•Prydnadslist, V	•Trim moulding, L		TID UTF	2090
									ERS AV 1 ST 686781–6	2091
									5 ST 678201–5	2092
	1	1	1	1	684005-2	•Prydnadslist, H	•Trim moulding, R		TID UTF	2100
	1	1	1	1	686781-6	•Tätningslist, V	•Seal moulding, L		SEN UTF	2110
	1	1	1	1	686782-4	•Tätningslist, H	•Seal moulding, R		SEN UTF	2120
16	6	6	6	6	680730-9	•Clips	•Clip	2	TID UTF	2130
17	40	40	40	40	680097-3	Fäste	Anchorage	2		2140
18	2	2	2	2	678096-9	Ram	Frame			2150
19	2	2	2	2	677950-8	Sarg	Frame			2160
20	4	4	4	4	955156-5	Skruv	Screw			2170
21	4	4	4	4	959057-1	Bricka	Washer	0		2180
22	1	–	–	–	693675-1	Dörrpanel, V	Door panel, L			2190
	–	1	–	–	693677-7	Dörrpanel, V	Door panel, L			2200
	–	–	1	–	693681-9	Dörrpanel, V	Door panel, L			2210
	–	–	–	1	694850-9	Dörrpanel, V	Door panel, L			2220
	1	–	–	–	693676-9	Dörrpanel, H	Door panel, R			2230
	–	1	–	–	693678-5	Dörrpanel, H	Door panel, R			2240
	–	–	1	–	693682-7	Dörrpanel, H	Door panel, R			2250
	–	–	–	1	694851-7	Dörrpanel, H	Door panel, R			2260
23	2	2	2	2	677003-6	•Bussning	•Bushing	3		2270
24	2	2	2	2	678199-1	•List	•Moulding			2280
25	12	12	12	12	678201-5	•Clips	•Clip	2	TID UTF	2290
	16	16	16	16	678201-5	•Clips	•Clip	2	SEN UTF	2300
26	10	10	10	10	942188-4	•Clips	•Clip	0	TID UTF	2310
27	32	32	32	32	680097-3	Fäste	Anchorage	2		2320
28	2	2	2	2	678096-9	Ram	Frame			2330
29	2	2	2	2	677950-8	Sarg	Frame			2340
30	4	4	4	4	955154-0	Skruv	Screw	0		2350
31	4	4	4	4	959057-1	Bricka	Washer	0		2360
32	1	1	1	1	681880-1	Panel, V	Panel, L			2370
	1	1	1	1	681881-9	Panel, H	Panel, R			2380
33	4	4	4	4	955127-6	Skruv	Screw	0		2390
34	3	3	3	3	960138-6	Bricka	Washer	0		2400
35	1	1	1	1	1204824-5	Panel, V	Panel, L		(680323) SBMR	2410
	1	1	1	1	681615-1	Panel, V	Panel, L		SBUR	2420
	1	1	1	1	1204825-2	Panel, H	Panel, R		(680324) SBMR	2430
	1	1	1	1	681616-9	Panel, H	Panel, R		SBUR	2440
36	1	–	–	–	693691-8	Panel, V	Panel, L			2450
	–	1	–	–	693693-4	Panel, V	Panel, L			2460
	–	–	1	–	693697-5	Panel, V	Panel, L			2470
	–	–	–	1	695152-9	Panel, V	Panel, L			2480

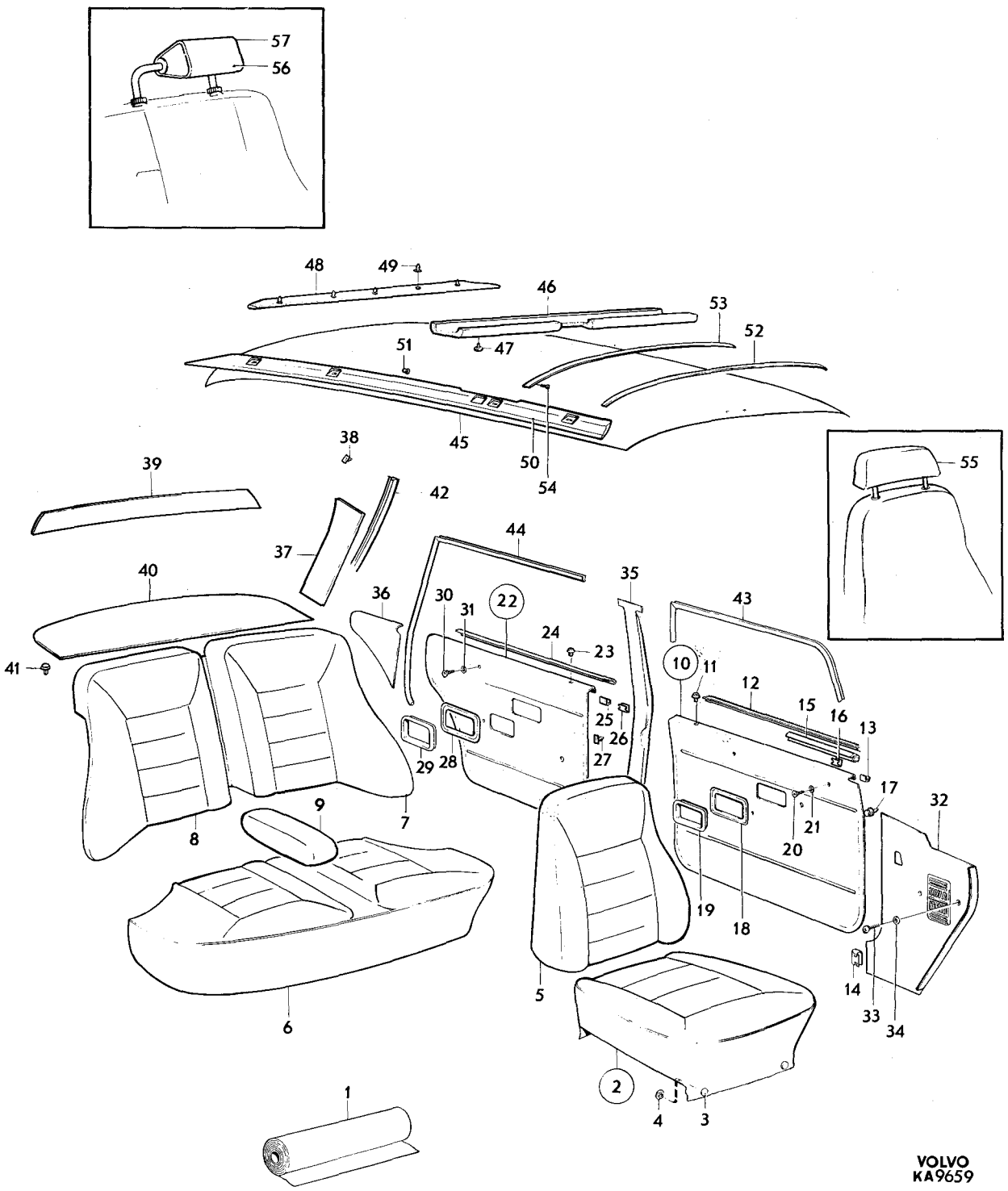
57
56
48
49
46
53
52
51
47
45
50
54
55
38
39
42
37
44
40
36
30
31
22
35
43
24
23
41
10
11
12
15
16
13
25
26
27
29
28
17
32
9
7
8
21
20
19
18
5
14
33
34
6
2
4
3
1
VOLVO
KA9659

Sida 152 Page | Grupp 8 Group | Innerklädsel klädselkombination 916, 917, 922, 924 | Upholstery upholstery combination 916, 917, 922, 924 | Illustration 9659 1975-12 | 1600

Pos. Fig.	Antal/Quantity 916	917	922	924	Detalj nr Part No	Benämning	Description	Sats Kit	Anmärkning Notes	
	1	–	–	–	693692-6	Panel, H	Panel, R			2490
	–	1	–	–	693694-2	Panel, H	Panel, R			2500
	–	–	1	–	693698-3	Panel, H	Panel, R			2510
	–	–	–	1	695153-7	Panel, H	Panel, R			2520
37	1	1	1	1	695005-9	Panel, V	Panel, L			2530
	1	1	1	1	695006-7	Panel, H	Panel, R			2540
38	8	8	8	8	680097-3	Fäste	Anchorage	2		2550
39	1	1	1	1	682968-3	Panel	Panel	4		2560
40	1	–	–	–	693991-2	Matta	Mat	4		3007
	–	1	–	–	693992-0	Matta	Mat	4		3008
	–	–	1	–	693994-6	Matta	Mat			3009
	–	–	–	1	680274-8	Matta	Mat	4		3010
41	7	7	7	7	683258-8	Fäste	Anchorage	2		3020
42	1	1	1	1	692818-8	Stoppning, V	Upholstery, L			3030
	1	1	1	1	692819-6	Stoppning, H	Upholstery, R			3040
43	5200	5200	5200	5200	678238-7	Kantskyddslist	Edge moulding	3	2 X 2600 CH – 30657	3050
	1	1	1	1	687701-3	Tätningslist, V	Seal moulding, L	3	CH 30658 –	3060
	1	1	1	1	687702-1	Tätningslist, H	Seal moulding, R	3	CH 30658 –	3070
44	5200	5200	5200	5200	678238-7	Kantskyddslist	Edge moulding	3	2 X 2600	3080
45	1	1	1	1	691865-0	Innertak	Head lining	3	UTL	3090
	1	1	1	1	692702-4	Innertak	Head lining	3	MTL	3100
	ERF	ERF	ERF	ERF	99755-1	•Trikåplast	•Plastic–coated fabric, elastic		17) METERVARA	3110 3120
46	1	1	1	1	692067-2	Stoppning	Upholstery		UTL	3130
47	6	6	6	6	666629-1	Plugg	Plug		UTL	3140
48	1	1	1	1	692081-3	Stoppning	Upholstery			3150
49	5	5	5	5	678274-2	Clips	Clip	3		3160
50	1	1	1	1	692397-3	Stoppning, V	Upholstery, L		CH – 42909	3170
	1	1	1	1	685542-3	Stoppning, V	Upholstery, L		CH 42910 –	3180
	1	1	1	1	685543-1	Stoppning, H	Upholstery, R		(692398)	3200
51	2	2	2	2	666629-1	Plugg	Plug		CH – 42909	3210
52	5	5	5	5	677517-5	Taksprygel	Roof bow		UTL	3220
	1	1	1	1	677517-5	Taksprygel	Roof bow		MTL	3230
53	1	1	1	1	681569-0	Taksprygel	Roof bow		MTL	3240
54	2	2	2	2	955126-8	Skruv	Screw	0	MTL	3250
55	2	–	–	–	695166-9	Klädsel	Cover			3260
	–	2	–	–	695164-4	Klädsel	Cover			3270
	–	–	2	–	693702-3	Klädsel	Cover			3280
	–	–	–	2	695156-0	Klädsel	Cover			3290
× 56	2	2	2	2	282098-3	Nackstöd med svart klädsel	Head restraint with black cover		(281439)	3300 3310
57	2	2	2	2		Cover	Cover	8		3320

17. Enhet kvadrat meter. Metervarans bredd 130. Unit: Square metres. Width of material 130. Unité, en mètres carrés. Au mètre, de largeur 130. Einheit, Quadratmeter. Breit der Meterware 130. Unidad, en metros cuardos. Por metro, ancho 130.

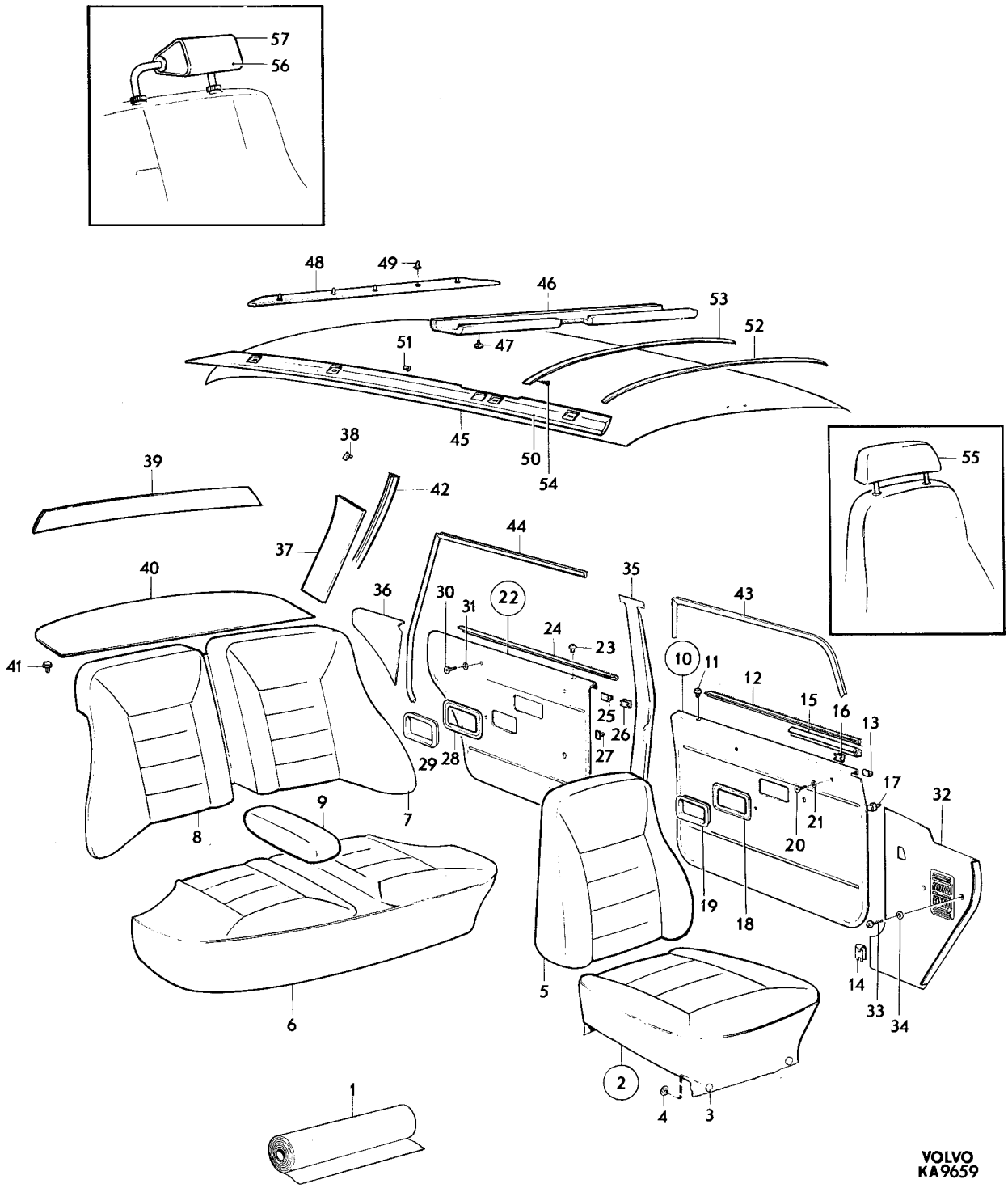
57
56
48
49
46
53
52
47
51
45
50
54
55
38
39
42
37
44
40
36
35
43
30
31
22
24
23
41
10
11
12
15
16
13
25
26
29
28
27
17
32
9
8
7
21
20
19
18
5
14
33
34
6
2
4
3
1
VOLVO
KA9659

Sida / Page	Grupp / Group	Innerklädsel klädselkombination	Upholstery upholstery combination	Illustration 9659 1975-12
154	8	925, 927, 928, 932	925, 927, 928, 932	

Pos. Fig.	Antal/Quantity 925	927	928	932	Detalj nr Part No	Benämning	Description	Sats Kit	Anmärkning Notes	
1	ERF	–	–	–	99982-1	Tyg, beige	Material, beige		15)	1010
	ERF	–	–	–	99963-1	Vävplast, beige	Plastic–coated fabric, beige		17)	1020 1030
	–	–	–	–		Produktskylten stämplad 925–698	Designation plate stamped 925–698			1040 1050
–	–	–	–	–						1060
	–	ERF	–	–		Läder, svart	Leather, black	8		1070
	–	ERF	–	–	99949-0	Vävplast, svart	Plastic–coated fabric, black		17)	1080 1090
	–	–	–	–		Produktskylten stämplad 927–752	Designation plate stamped 927–752			1100 1110
–	–	–	–	–						11
	–	–	ERF	–		Läder, beige	Leather, beige	8		11
	–	–	ERF	–	99963-1	Vävplast, beige	Plastic–coated fabric, beige		17)	1140 11
	–	–	–	–		Produktskylten stämplad 928–753	Designation plate stamped 928–753			11 1170
–	–	–	–	–						11
	–	–	–	ERF	99985-4	Tyg, grått	Material, grey		15)	11
	–	–	–	ERF	99972-2	Vävplast, grå	Plastic–coated fabric, grey		17)	1200 12
	–	–	–	–		Produktskylten stämplad 932–754	Designation plate stamped 932–754			12 1230
–	–	–	–	–						1240
2	2	–	–	–		Klädsel	Cover	8	(695128)	1250
	–	2	–	–	694750-1	Klädsel	Cover			1260
	–	–	2	–	694746-9	Klädsel	Cover			1270
	–	–	–	2	693587-8	Klädsel	Cover			1280
3	12	12	12	12	94944-6	•Knapp	•Button			1290
4	12	12	12	12	94945-3	•Hållare	•Retainer			1300
5	2	–	–	–	695129-7	Klädsel	Cover			1310
	–	2	–	–	694751-9	Klädsel	Cover			1320
	–	–	2	–	694747-7	Klädsel	Cover			1330
	–	–	–	2	693588-6	Klädsel	Cover			1340
6	1	–	–	–	695133-9	Klädsel	Cover		12)	1350
	1	–	–	–	695287-3	Klädsel	Cover		13)	1360
	–	1	–	–	694773-3	Klädsel	Cover			1370
	–	–	1	–	694767-5	Klädsel	Cover			1380
	–	–	–	1	695283-2	Klädsel	Cover			13
7	1	–	–	–	695134-7	Klädsel, V	Cover, L			14
	–	1	–	–	694774-1	Klädsel, V	Cover, L			1410
	–	–	1	–	694777-4	Klädsel, V	Cover, L			14
	–	–	–	1	693608-2	Klädsel, V	Cover, L			14
8	1	–	–	–	695135-4	Klädsel, H	Cover, R			1440
	–	1	–	–	694766-7	Klädsel, H	Cover, R			14
	–	–	1	–	694769-1	Klädsel, H	Cover, R			14
	–	–	–	1	693609-0	Klädsel, H	Cover, R			1470

12. Ch –22322 excl 21571, 21600, 21601, 21632, 21633, 21635, 21644, 21646, 21653, 21655, 21658, 21659, 21662, 21664–21695, 21698–21709, 21711–21715, 21717–21730, 21732–21735, 21738, 21739, 21741–21744, 21746–21748, 21750, 21751, 21753–21775, 21777–21780, 21782, 21784–21786, 21788–21793, 21795–21798, 21802, 21804–21810, 21812, 21815–21827, 21829–21835, 21837–23854, 21951–21958, 21960–22030, 22033–22039, 22041–22059, 22061–22063, 22065–22094, 22096–22106, 22108–22110, 22112–22137, 22139–22147, 22149–22176, 22178–22222, 22224–22307, 22309–22321.
13. Ch 22323 incl 21571, 21600, 21601, 21632, 21633, 21635, 21644, 21646, 21653, 21655, 21658, 21659, 21662, 21664–21695, 21698–21709, 21711–21715, 21717–21730, 21732–21735, 21738, 21739, 21741–21744, 21746–21748, 21750, 21751, 21753–21775, 21777–21780, 21782, 21784–21786, 21788–21793, 21795–21798, 21802, 21804–21810, 21812, 21815–21827, 21829–21835, 21837–23854, 21951–21958, 21960–22030, 22033–22039, 22041–22059, 22061–22063, 22065–22094, 22096–22106, 22108–22110, 22112–22137, 22139–22147, 22149–22176, 22178–22222, 22224–22304, 22309–22321.
15. Enhet längdmeter. Metervarans bredd 115. Unit, linear metres. Width of material 115. Unité, en mètres. Au mètre, de largeur 150. Einheit, laufendes Meter. Breite der Metervare 115. Unidad, en metros. Por metro, ancho 115.
17. Enhet kvadrat meter. Metervarans bredd 130. Unit: Square metres. Width of material 130. Unité, en mètres carrés. Au mètre, de largeur 130. Einheit, Quadratmeter. Breit der Meterware 130. Unidad, en metros cuardos. Por metro, ancho 130.

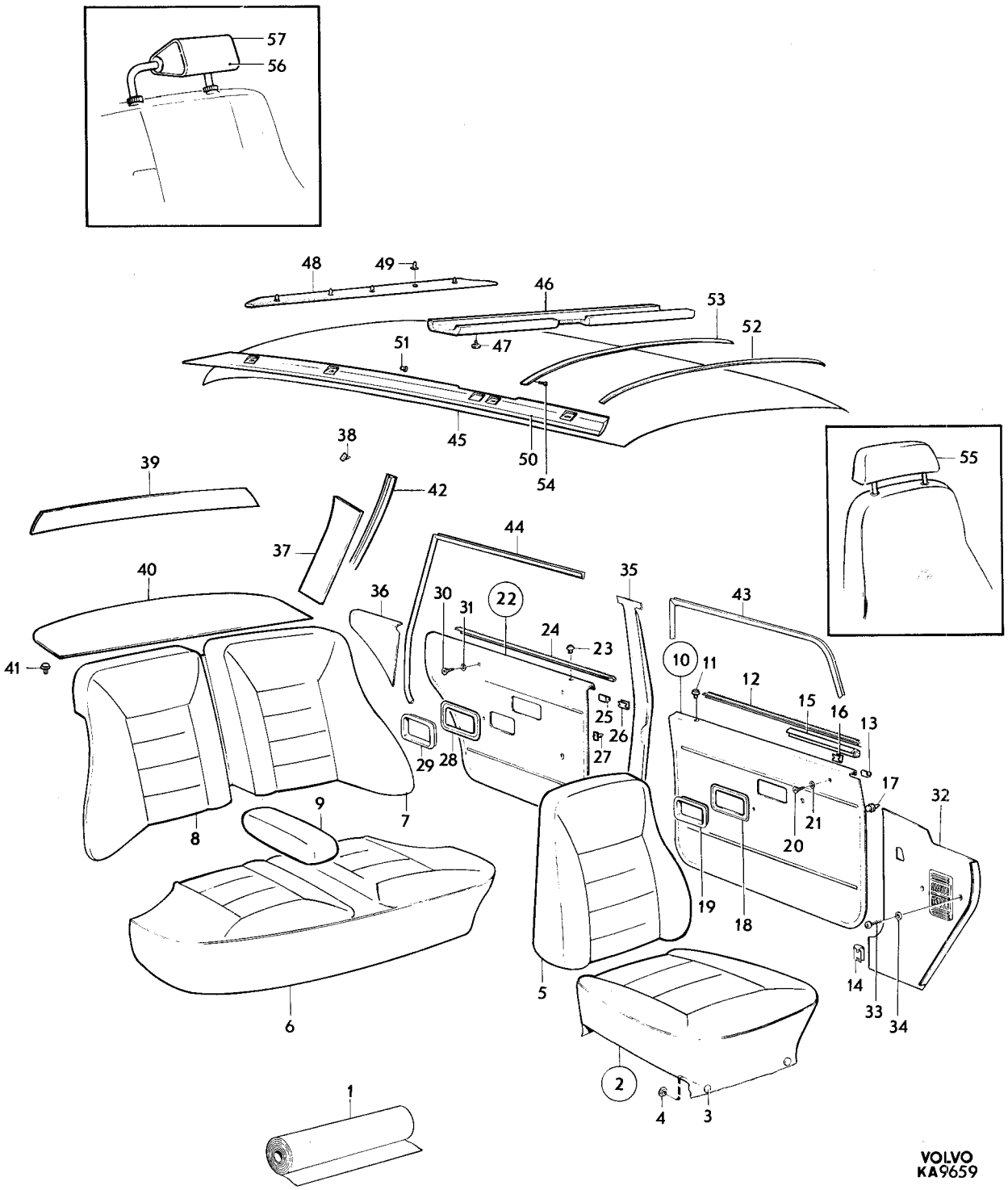
57
56
48
49
46
53
52
51
47
45
50
54
38
39
42
37
44
40
36
30
31
22
24
23
35
43
41
25
26
27
29
28
10
11
12
15
16
13
9
7
8
17
32
21
20
19
18
5
14
33
34
6
2
4
3
1
55
VOLVO
KA9659

Sida 156 Page | Grupp 8 Group | Innerklädsel klädselkombination 925, 927, 928, 932 | Upholstery upholstery combination 925, 927, 928, 932 | Illustration 9659 1975-12 | 1650

Pos. Fig.	Antal/Quantity 925	927	928	932	Detalj nr Part No	Benämning	Description	Sats Kit	Anmärkning Notes	
9	1	–	–	–	695139-6	Klädsel	Cover			1480
	–	1	–	–	694797-2	Klädsel	Cover			1490
	–	–	1	–	694795-6	Klädsel	Cover			1500
	–	–	–	1	693631-4	Klädsel	Cover			1510
10	1	–	–	–	695146-1	Dörrpanel, V	Door panel, L			2007
	–	1	–	–	694834-3	Dörrpanel, V	Door panel, L			2008
	–	–	1	–	694830-1	Dörrpanel, V	Door panel, L			2009
	–	–	–	1	693659-5	Dörrpanel, V	Door panel, L			2010
	1	–	–	–	695147-9	Dörrpanel, H	Door panel, R			2011
	–	1	–	–	694835-0	Dörrpanel, H	Door panel, R			2012
	–	–	1	–	694831-9	Dörrpanel, H	Door panel, R			2013
	–	–	–	1	693660-3	Dörrpanel, H	Door panel, R			2[illegible]
11	2	2	2	2	677003-6	•Bussning	•Bushing			2[illegible]
12	2	2	2	2	678198-3	•List	•Moulding			2016
13	10	–	–	–	678201-5	•Clips	•Clip	2	TID UTF	2[illegible]
	20	–	–	–	678201-5	•Clips	•Clip	2	SEN UTF	2[illegible]
	–	20	20	20	678201-5	•Clips	•Clip	2		2040
14	8	–	–	–	942188-4	•Clips	•Clip	0	TID UTF	2[illegible]
15	1	–	–	–	684004-5	•Prydnadslist, V	•Trim moulding, L		TID UTF	2[illegible]
									ERS AV 1 ST 686781–6,	2061
									5 ST 678201–5	2[illegible]
	1	–	–	–	686781-6	•Tätningslist, V	•Seal moulding, L		SEN UTF	2[illegible]
	–	1	1	1	686781-6	•Tätningslist, V	•Seal moulding, L			2080
	1	–	–	–	684005-2	•Prydnadslist, H	•Trim moulding, R		TID UTF	2090
	1	–	–	–	686782-4	•Tätningslist, H	•Seal moulding, R		SEN UTF	2100
	–	1	1	1	686782-4	•Tätningslist, H	•Seal moulding, R			2110
16	6	–	–	–	680730-9	•Clips	•Clip	2	TID UTF	2120
17	40	40	40	40	680097-3	Fäste	Anchorage	2		2130
18	2	2	2	2	678096-9	Ram	Frame			2140
19	2	2	2	2	677950-8	Sarg	Frame			2150
20	4	4	4	4	955156-5	Skruv	Screw	0		2160
21	4	4	4	4	959057-1	Bricka	Washer	0		2170
22	1	–	–	–	695150-3	Dörrpanel, V	Door panel, L			2180
	–	1	–	–	694854-1	Dörrpanel, V	Door panel, L			2190
	–	–	1	–	694850-9	Dörrpanel, V	Door panel, L			2200
	–	–	–	1	693675-1	Dörrpanel, V	Door panel, L			2210
	1	–	–	–	695151-1	Dörrpanel, H	Door panel, R			2220
	–	1	–	–	694855-8	Dörrpanel, H	Door panel, R			2230
	–	–	1	–	694851-7	Dörrpanel, H	Door panel, R			2[illegible]
	–	–	–	1	693676-9	Dörrpanel, H	Door panel, R			2[illegible]
23	2	2	2	2	677003-6	•Bussning	•Bushing	3		2260
24	2	2	2	2	678199-1	•List	•Moulding			2[illegible]
25	12	–	–	–	678201-5	•Clips	•Clip	2	TID UTF	2[illegible]
	16	–	–	–	678201-5	•Clips	•Clip	2	SEN UTF	2290
	–	16	16	16	678201-5	•Clips	•Clip	2		2300
26	10	–	–	–	942188-4	•Clips	•Clip	0	TID UTF	2[illegible]
27	32	32	32	32	680097-3	Fäste	Anchorage	2		2320
28	2	2	2	2	678096-9	Ram	Frame			2330
29	2	2	2	2	677950-8	Sarg	Frame			2[illegible]
30	4	4	4	4	955154-0	Skruv	Screw	0		2350
31	4	4	4	4	959057-1	Bricka	Washer	0		2360
32	1	1	1	1	681880-1	Panel, V	Panel, L			2370
	1	1	1	1	681881-9	Panel, H	Panel, R			2380
33	4	4	4	4	955127-6	Skruv	Screw	0		2390
34	3	3	3	3	960138-6	Bricka	Washer	0		2400
	–	6	6	6	944385-4	Clips	Clip	2		2410
35	1	1	1	1	1204824-5	Panel, V	Panel, L		SBMR (680323)	2420
	1	1	1	1	681615-1	Panel, V	Panel, L		SBUR	2430
	1	1	1	1	1204825-2	Panel, H	Panel, R		SBMR (680324)	2440
	1	1	1	1	681616-9	Panel, H	Panel, R		SBUR	2450
36	1	–	–	–	695154-5	Panel, V	Panel, L			2460
	–	1	–	–	694874-9	Panel, V	Panel, L			2470
	–	–	1	–	694870-7	Panel, V	Panel, L			2480

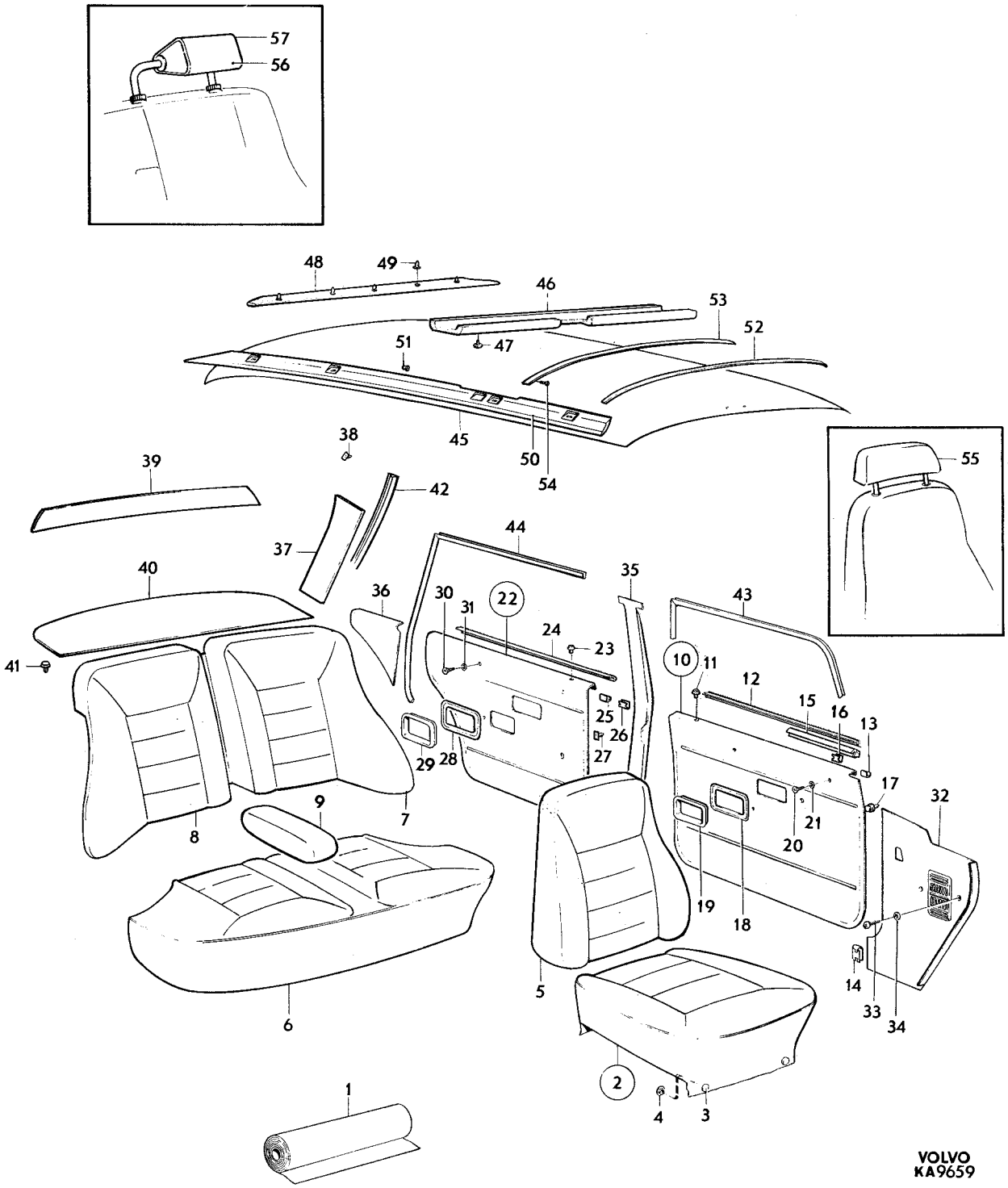
57
56
48
49
46
53
52
51
47
45
50
54
38
39
42
37
44
40
36
30
31
22
35
43
41
24
23
10
11
12
15
16
13
25
26
29
28
27
17
32
9
8
7
21
20
19
18
5
14
33
34
6
2
4
3
1
55
VOLVO
KA9659

Sida 158 Page | Grupp 8 Group | Innerklädsel klädselkombination 925, 927, 928, 932 | Upholstery upholstery combination 925, 927, 928, 932 | Illustration 9659 1975-12

Pos. Fig.	Antal/Quantity 925	927	928	932	Detalj nr Part No	Benämning	Description	Sats Kit	Anmärkning Notes	
	–	–	–	1	693691-8	Panel, V	Panel, L			2490
	1	–	–	–	695155-2	Panel, H	Panel, R			2500
	–	1	–	–	694875-6	Panel, H	Panel, R			2510
	–	–	1	–	694871-5	Panel, H	Panel, R			2520
	–	–	–	1	693692-6	Panel, H	Panel, R			2530
37	1	1	1	1	695005-9	Panel, V	Panel, L			3007
	1	1	1	1	695006-7	Panel, H	Panel, R			3008
38	8	8	8	8	680097-3	Fäste	Anchorage	2		3009
39	1	1	1	1	682968-3	Panel	Panel	4		3010
40	1	–	–	–	680274-8	Matta	Mat	4		3011
	–	1	1	–	694960-6	Matta	Mat	4	(697046)	3012
	–	–	–	1	694663-6	Matta	Mat	4	OMKR CH–50000	3
	–	–	–	1	694663-6	Matta	Mat	4	OMKR CH 50000– (697051)	3020 3021
41	7	7	7	7	683258-8	Fäste	Anchorage	2		3
42	1	1	1	1	692818-8	Stoppning, V	Upholstery, L			3040
	1	1	1	1	692819-6	Stoppning, H	Upholstery, R			3050
43	5200	5200	5200	5200	678238-7	Kantskyddslist	Edge moulding	3	2 X 2600 CH –30657	3
	1	1	1	1	687701-3	Tätningslist, V	Seal moulding, L	3	CH 30658–	3070
	1	1	1	1	687702-1	Tätningslist, H	Seal moulding, R	3	CH 30658–	3080
44	5200	5200	5200	5200	678238-7	Kantskyddslist	Edge moulding	3	2 X 2600	3
45	1	1	1	1	691865-0	Innertak	Head lining	3	UTL	3100
	1	1	1	1	692702-4	Innertak	Head lining	3	MTL	3110
	ERF	ERF	ERF	ERF	99755-1	•Trikåplast	•Plastic–coated fabric, elastic		17) METERVARA	3120 3130
46	1	1	1	1	692067-2	Stoppning	Upholstery		UTL	3140
47	6	6	6	6	666629-1	Plugg	Plug		UTL	3150
48	1	1	1	1	692081-3	Stoppning	Upholstery			3160
49	5	5	5	5	678274-2	Clips	Clip	3		3170
50	1	1	1	1	692397-3	Stoppning, V	Upholstery, L		CH – 42909	3180
	1	1	1	1	685542-3	Stoppning, V	Upholstery, L		CH 42910–	3190
	1	1	1	1	685543-1	Stoppning, H	Upholstery, R		(692398)	3210
51	2	2	2	2	666629-1	Plugg	Plug		CH –42909	3220
52	5	5	5	5	677517-5	Taksprygel	Roof bow		UTL	3230
	1	1	1	1	677517-5	Taksprygel	Roof bow		MTL	3240
53	1	1	1	1	681569-0	Taksprygel	Roof bow		MTL	3250
54	2	2	2	2	955126-8	Skruv	Screw	0	MTL	3260
55	2	–	–	–	695156-0	Klädsel	Cover			3270
	–	2	–	–	694891-3	Klädsel	Cover			3
	–	–	2	–	694889-7	Klädsel	Cover			3290
	–	–	–	2	695166-9	Klädsel	Cover			3300
K 56	2	2	2	2	282098-3	Nackstöd med svart klädsel	Head restraint with black cover		(281439)	3 3320
57	2	2	–	–		Klädsel	Cover	8		3330
	–	–	2	–	694725-3	Klädsel, beige	Cover, beige			3
	–	–	–	2	694728-7	Klädsel, grå	Cover, grey			3

17. Enhet kvadrat meter. Metervarans bredd 130. Unit: Square metres. Width of material 130. Unité, en mètres carrés. Au mètre, de largeur 130. Einheit, Quadratmeter. Breit der Meterware 130. Unidad, en metros cuardos. Por metro, ancho 130.

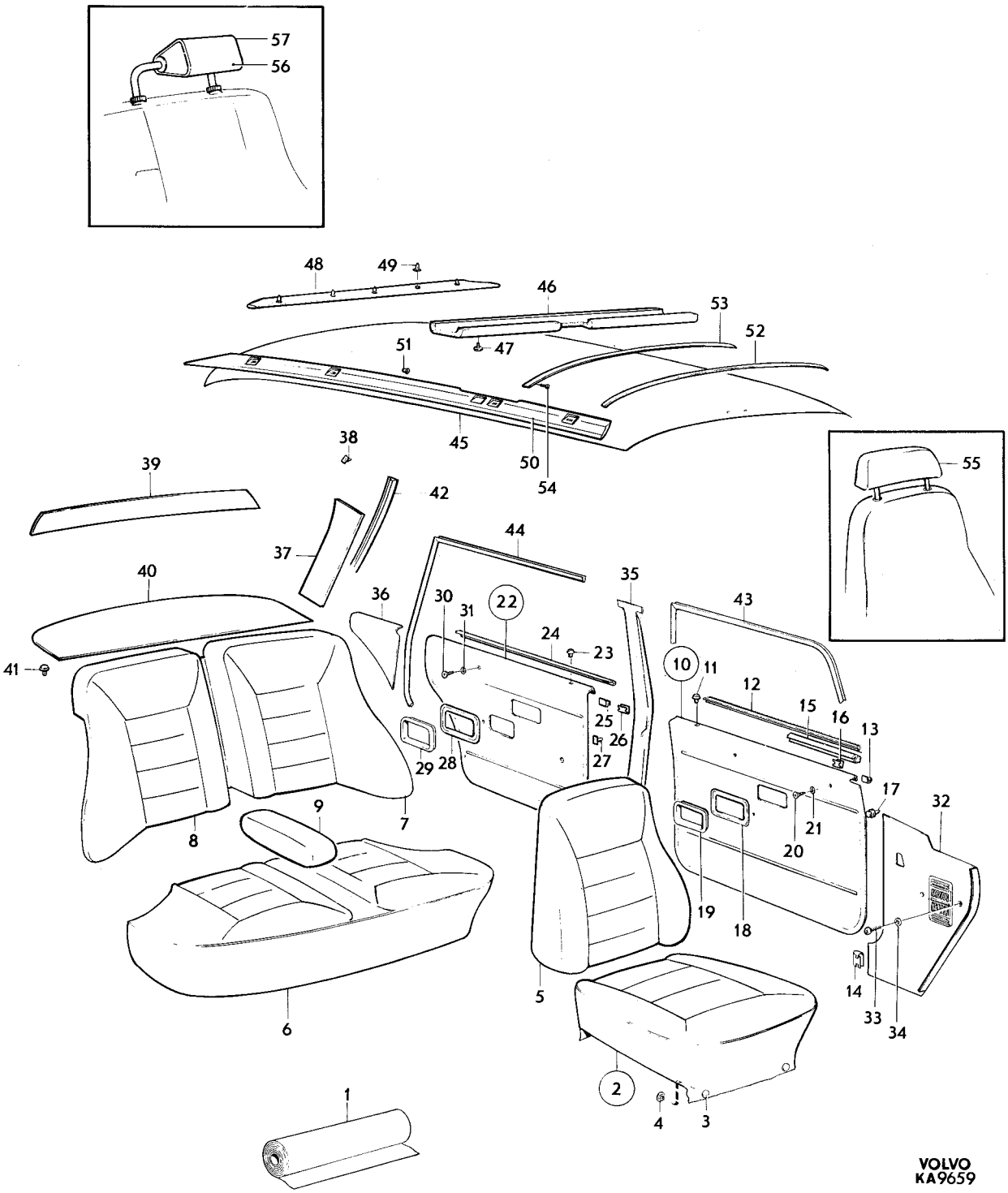
57
56
48
49
46
53
52
51
47
45
50
54
38
39
42
37
44
40
36
30
31
22
35
43
24
23
41
10
11
12
15
16
13
25
26
27
29
28
17
32
9
7
8
21
20
19
18
5
14
33
34
6
2
4
3
1
55
VOLVO
KA9659

Sida / Page	Grupp / Group	Innerklädsel klädselkombination 940–942, 968	Upholstery upholstery combination 940–942, 968	Illustration 9660 1975-12	1700
160	8				

Pos. Fig.	Antal/Quantity 940	941	942	968	Detalj nr Part No	Benämning	Description	Sats Kit	Anmärkning Notes	
1	ERF	–	–	–		Läder, guld–metallic	Leather, gold–metallic	8		1010
	ERF	–	–	–	699076-6	Vävplast, guld–metallic	Plastic–coated fabric, gold–metallic		17)	1020 1030
	–	–	–	–		Produktskylten stämplad 940–756	Designation plate stamped 940–756			1040 1050
–										1060
	–	ERF	–	–		Läder, rött	Leather, red	8		1070
	–	ERF	–	–	699075-8	Vävplast, röd	Plastic–coated fabric, Red		17)	1080 1090
	–	–	–	–		Produktskylten stämplad 941–757	Designation plate stamped 941–757			1100 1110
–										1[illegible]
	–	–	ERF	–	699081-6	Tyg, kamelfärgat	Material, camel brown		15)	1[illegible] 1140
	–	–	ERF	–	699077-4	Vävplast, kamelfärgad	Plastic–coated fabric, camel brown		17)	1[illegible] 1[illegible]
	–	–	–	–		Produktskylten stämplad 942–758	Designation plate stamped 942–758			1170 1[illegible]
–										1[illegible]
	–	–	–	ERF		Läder, ljusblått	Leather, light blue	8		1200
	–	–	–	ERF	99883-1	Vävplast, mellanblå	Plastic–coated fabric, blue		17)	1[illegible] 1[illegible]
	–	–	–	–		Produktskylten stämplad 968–823	Designation plate stamped 968–823			1230 1240
–										1250
2	2	–	–	–	694752-7	Klädsel	Cover			1260
	–	2	–	–	694748-5	Klädsel	Cover			1270
	–	–	2	–	694760-0	Klädsel	Cover			1280
	–	–	–	2	693581-1	Klädsel	Cover			1290
3	12	12	12	–	94944-6	•Knapp	•Button			1300
4	12	12	12	–	94945-3	•Hållare	•Retainer			1310
5	2	–	–	–	694753-5	Klädsel	Cover			1320
	–	2	–	–	694749-3	Klädsel	Cover			1330
	–	–	2	–	694346-8	Klädsel	Cover			1340
	–	–	–	2	693582-9	Klädsel	Cover			1350
6	1	–	–	–	694776-6	Klädsel	Cover			1360
	–	1	–	–	694770-9	Klädsel	Cover			1370
	–	–	1	–	694348-4	Klädsel	Cover			1380
	–	–	–	1	695279-0	Klädsel	Cover			1[illegible]
7	1	–	–	–	694768-3	Klädsel	Cover			1[illegible]
	–	1	–	–	694771-7	Klädsel	Cover			1410
	–	–	1	–	694345-0	Klädsel	Cover			1[illegible]
	–	–	–	1	693599-3	Klädsel	Cover			1[illegible]
8	1	–	–	–	694772-5	Klädsel	Cover			1440
	–	1	–	–	694775-8	Klädsel	Cover			1450
	–	–	1	–	694781-6	Klädsel	Cover			1[illegible]
	–	–	–	1	693600-9	Klädsel	Cover			1470
9	1	–	–	–	694798-0	Klädsel	Cover			1[illegible]
	–	1	–	–	694796-4	Klädsel	Cover			1[illegible]
	–	–	1	–	694349-2	Klädsel	Cover			1500
	–	–	–	1	693628-0	Klädsel	Cover			1510
10	1	–	–	–	694838-4	Dörrpanel, V	Door panel, L			1520
	–	1	–	–	694832-7	Dörrpanel, V	Door panel, L			1530
	–	–	1	–	694836-8	Dörrpanel, V	Door panel, L			1540
	–	–	–	1	693653-8	Dörrpanel, V	Door panel, L			1550
	1	–	–	–	694839-2	Dörrpanel, H	Door panel, R			1560
	–	1	–	–	694833-5	Dörrpanel, H	Door panel, R			1570

15. Enhet längdmeter. Metervarans bredd 115. Unit, linear metres. Width of material 115. Unité, en mètres. Au mètre, de largeur 150. Einheit, laufendes Meter. Breite der Metervare 115. Unidad, en metros. Por metro, ancho 115.

17. Enhet kvadrat meter. Metervarans bredd 130. Unit: Square metres. Width of material 130. Unité, en mètres carrés. Au mètre, de largeur 130. Einheit, Quadratmeter. Breit der Meterware 130. Unidad, en metros cuardos. Por metro, ancho 130.

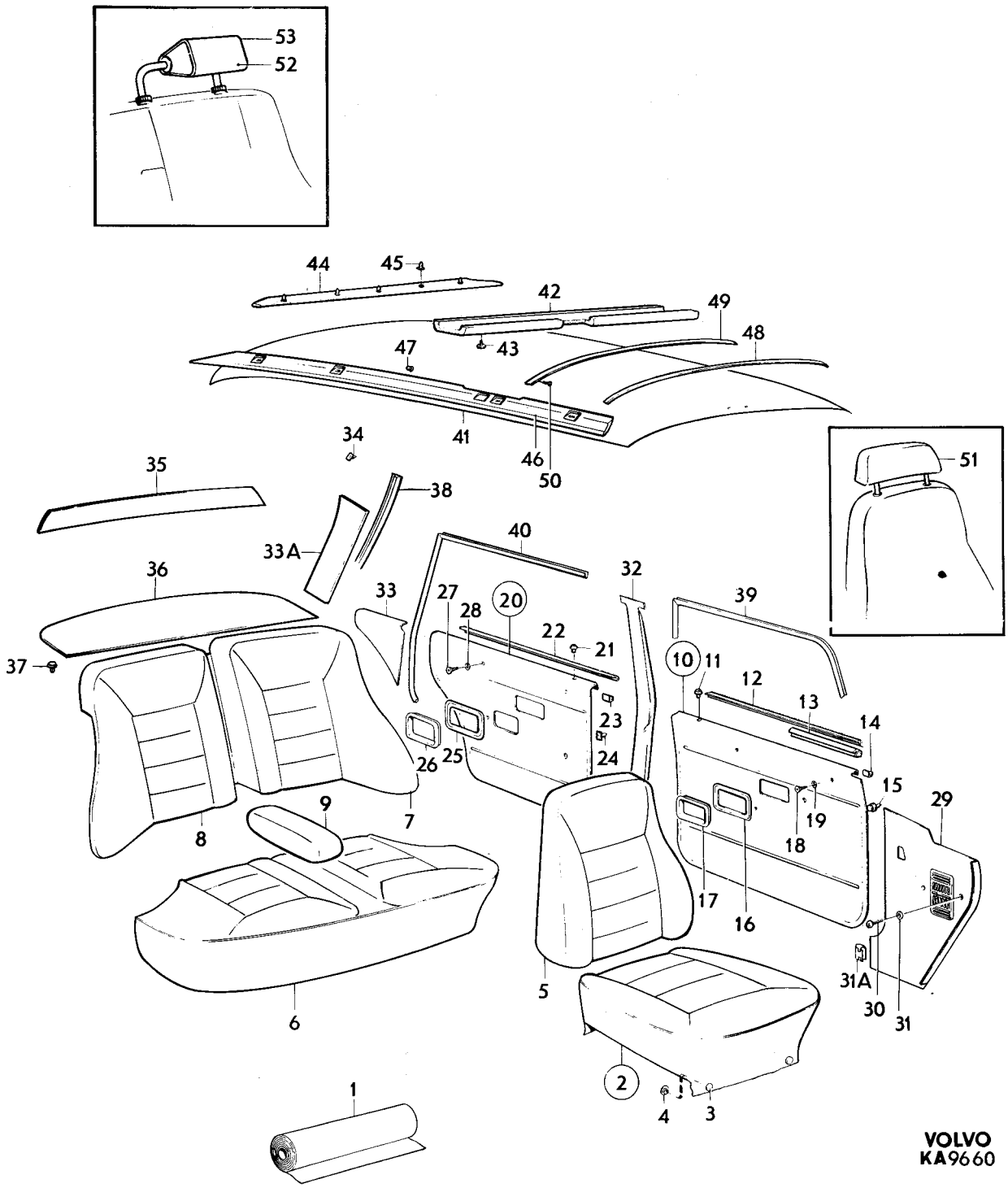
53
52
44
45
42
49
48
47
43
41
46
50
34
35
38
33A
40
36
33
27
28
20
22
21
32
39
37
10
11
12
13
14
23
24
26
25
15
29
9
8
7
19
18
17
16
5
31A
30
31
6
2
4
3
1
51
VOLVO
KA9660

Sida 162 Page | Grupp 8 Group | Innerklädsel klädselkombination 940–942, 968 | Upholstery upholstery combination 940–942, 968 | Illustration 9660 1975-12 | 1700

Pos. Fig.	Antal/Quantity 940	941	942	968	Detalj nr Part No	Benämning	Description	Sats Kit	Anmärkning Notes	
	–	–	1	–	694837-6	Dörrpanel, H	Door panel, R			1580
	–	–	–	1	693654-6	Dörrpanel, H	Door panel, R			1590
11	2	2	2	2	677003-6	•Bussning	•Bushing			1600
12	2	2	2	2	678198-3	•List	•Moulding			1610
13	1	1	1	1	686781-6	•List, V	•Moulding, L			1620
	1	1	1	1	686782-4	•List, H	•Moulding, R			1630
14	20	20	20	20	678201-5	•Clips	•Clip	2		1640
15	32	32	32	32	680097-3	Fäste	Anchorage	2		2050
16	2	2	2	2	678096-9	Ram	Frame			2060
17	2	2	2	2	677950-8	Sarg	Frame			2070
18	4	4	4	4	955156-5	Skruv	Screw	0		2080
19	4	4	4	4	959057-1	Bricka	Washer	0		2090
20	1	–	–	–	694858-2	Dörrpanel, V	Door panel, L			2
	–	1	–	–	694852-5	Dörrpanel, V	Door panel, L			2110
	–	–	1	–	694856-6	Dörrpanel, V	Door panel, L			2120
	–	–	–	1	693669-4	Dörrpanel, V	Door panel, L			2
	1	–	–	–	694859-0	Dörrpanel, H	Door panel, R			2140
	–	1	–	–	694853-3	Dörrpanel, H	Door panel, R			2150
	–	–	1	–	694857-4	Dörrpanel, H	Door panel, R			2
	–	–	–	1	693670-2	Dörrpanel, H	Door panel, R			2170
21	2	2	2	2	677003-6	•Bussning	•Bushing	3		2180
22	2	2	2	2	678199-1	•List	•Moulding			2
23	16	16	16	16	678201-5	•Clips	•Clip	2		2200
24	32	32	32	32	680097-3	Fäste	Anchorage	2		2210
25	2	2	2	2	678096-9	Ram	Frame			2220
26	2	2	2	2	677950-8	Sarg	Frame			2230
27	4	4	4	4	955154-0	Skruv	Screw	0		2240
28	4	4	4	4	959057-1	Bricka	Washer	0		2250
29	1	1	1	1	681880-1	Panel, V	Panel, L			2260
	1	1	1	1	681881-9	Panel, H	Panel, R			2270
30	4	4	4	4	955127-6	Skruv	Screw	0		2280
31	3	3	3	3	960138-6	Bricka	Washer	0		2290
31a	6	6	6	6	944385-4	Clips	Clip	2		2300
32	1	1	1	1	1204824-5	Panel, V	Panel, L		(680323) SBMR	2310
	1	1	1	1	681615-1	Panel, V	Panel, L		SBUR	2320
	1	1	1	1	1204825-2	Panel, H	Panel, R		(680324) SBMR	2330
	1	1	1	1	681616-9	Panel, H	Panel, R		SBUR	2340
33	1	–	–	–	694878-0	Panel, V	Panel, L			2350
	–	1	–	–	694872-3	Panel, V	Panel, L			2360
	–	–	1	–	694876-4	Panel, V	Panel, L			2
	–	–	–	1	693685-0	Panel, V	Panel, L			2380
	1	–	–	–	694879-8	Panel, H	Panel, R			2390
	–	1	–	–	694873-1	Panel, H	Panel, R			2
	–	–	1	–	694877-2	Panel, H	Panel, R			2410
	–	–	–	1	693686-8	Panel, H	Panel, R			2420
33a	1	1	1	1	695005-9	Panel, V	Panel, L			2
	1	1	1	1	695006-7	Panel, H	Panel, R			2440
34	8	8	8	8	680097-3	Fäste	Anchorage	2		2450
35	1	1	1	1	682968-3	Panel	Panel	4		2
36	1	–	1	–	694960-6	Matta	Mat		(697046)	2480
	–	1	–	–	694961-4	Matta	Mat	4	(697048)	2490
	–	–	–	1	694663-6	Matta	Mat	4	(697051)	2510
37	7	7	7	7	683258-8	Fäste	Anchorage	2		2520
38	1	1	1	1	692818-8	Stoppning, V	Upholstery, L			2530
	1	1	1	1	692819-6	Stoppning, H	Upholstery, R			2540
39	5200	5200	5200	5200	678238-7	Kantskyddslist	Edge moulding	3	2 X 2600 CH – 30657	2550
	1	1	1	1	687701-3	Tätningslist, V	Seal moulding, L	3	CH 30658–	2560
	1	1	1	1	687702-1	Tätningslist, H	Seal moulding, R	3	CH 30658–	2570
40	5200	5200	5200	5200	678238-7	Kantskyddslist	Edge moulding	3	2 X 2600	2580
41	1	1	1	1	691865-0	Innertak	Head lining	3	UTL	2590

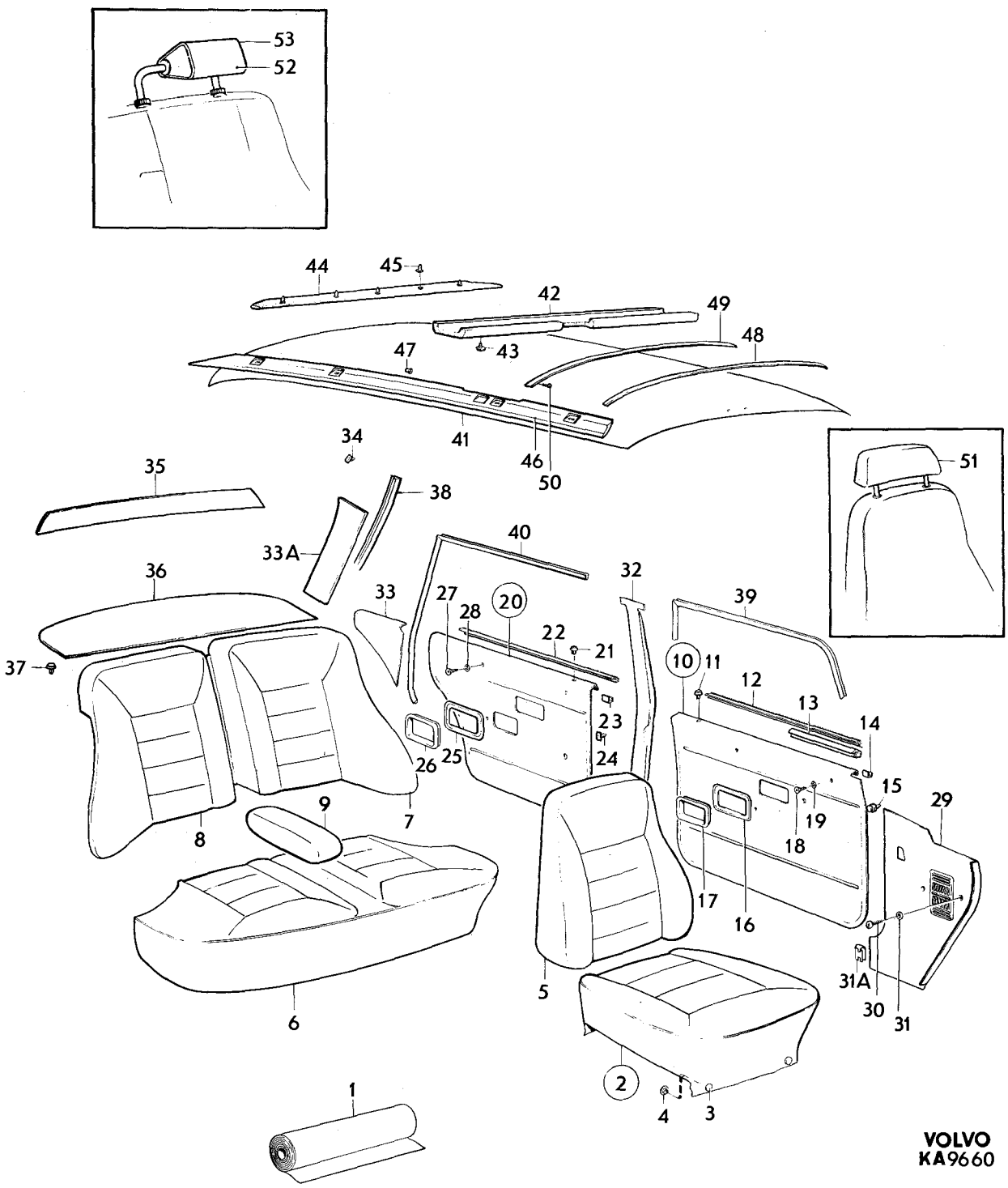
53
52
44
45
42
49
48
43
47
41
46
50
34
35
38
33A
40
36
33
32
39
37
27
28
20
22
21
10
11
12
13
14
23
26
25
24
15
29
9
8
7
19
18
17
16
5
31A
30
31
6
2
4
3
1
51
VOLVO
KA9660

Sida / Page	Grupp / Group	Innerklädsel klädselkombination	Upholstery upholstery combination	Illustration	
164	8	940–942, 968	940–942, 968	9660 1975-12	1700

Pos. Fig.	Antal/Quantity 940	941	942	968	Detalj nr Part No	Benämning	Description	Sats Kit	Anmärkning Notes	
	1	1	1	1	692702-4	Innertak	Head lining	3	MTL	2600
	ERF	ERF	ERF	ERF	99755-1	•Trikåplast	•Plastic–coated fabric, elastic		17) METERVARA	2610 2620
42	1	1	1	1	692067-2	Stoppning	Upholstery		UTL	3030
43	6	6	6	6	666629-1	Plugg	Plug		UTL	3040
44	1	1	1	1	692081-3	Stoppning	Upholstery			3050
45	5	5	5	5	678274-2	Clips	Clip	3		3060
46	1	1	1	1	692397-3	Stoppning, V	Upholstery, L		CH –42909	3070
	1	1	1	1	685542-3	Stoppning, V	Upholstery, L		CH 42910–	3080
	1	1	1	1	685543-1	Stoppning, H	Upholstery, R		(692398)	3100
47	2	2	2	2	666629-1	Plugg	Plug		CH –42909	3110
48	5	5	5	5	677517-5	Taksprygel	Roof bow		UTL	3120
	1	1	1	1	677517-5	Taksprygel	Roof bow		MTL	3130
49	1	1	1	1	681569-0	Taksprygel	Roof bow		MTL	3140
50	2	2	2	2	955126-8	Skruv	Screw	0	MTL	3150
51	2	–	–	–	694892-1	Klädsel	Cover			3160
	–	2	–	–	694890-5	Klädsel	Cover			3170
	–	–	2	–	694897-0	Klädsel	Cover			3180
	–	–	–	2	693700-7	Klädsel	Cover			3190
x 52	2	2	2	2	282098-3	Nackstöd med svart klädsel	Head restraint with black cover		(281439)	3200 3210
53	2	–	–	–	694731-1	Klädsel, guld–metallic	Cover, gold–metallic			3220
	–	2	–	–	694732-9	Klädsel, röd	Cover, red			3230
	–	–	2	–	694733-7	Klädsel, kamelfärgad	Cover, camel–brown			3240
	–	–	–	2	693708-0	Klädsel, mellanblå	Cover, blue			3250

17. Enhet kvadrat meter. Metervarans bredd 130. Unit: Square metres. Width of material 130. Unité, en mètres carrés. Au mètre, de largeur 130. Einheit, Quadratmeter. Breit der Meterware 130. Unidad, en metros cuardos. Por metro, ancho 130.

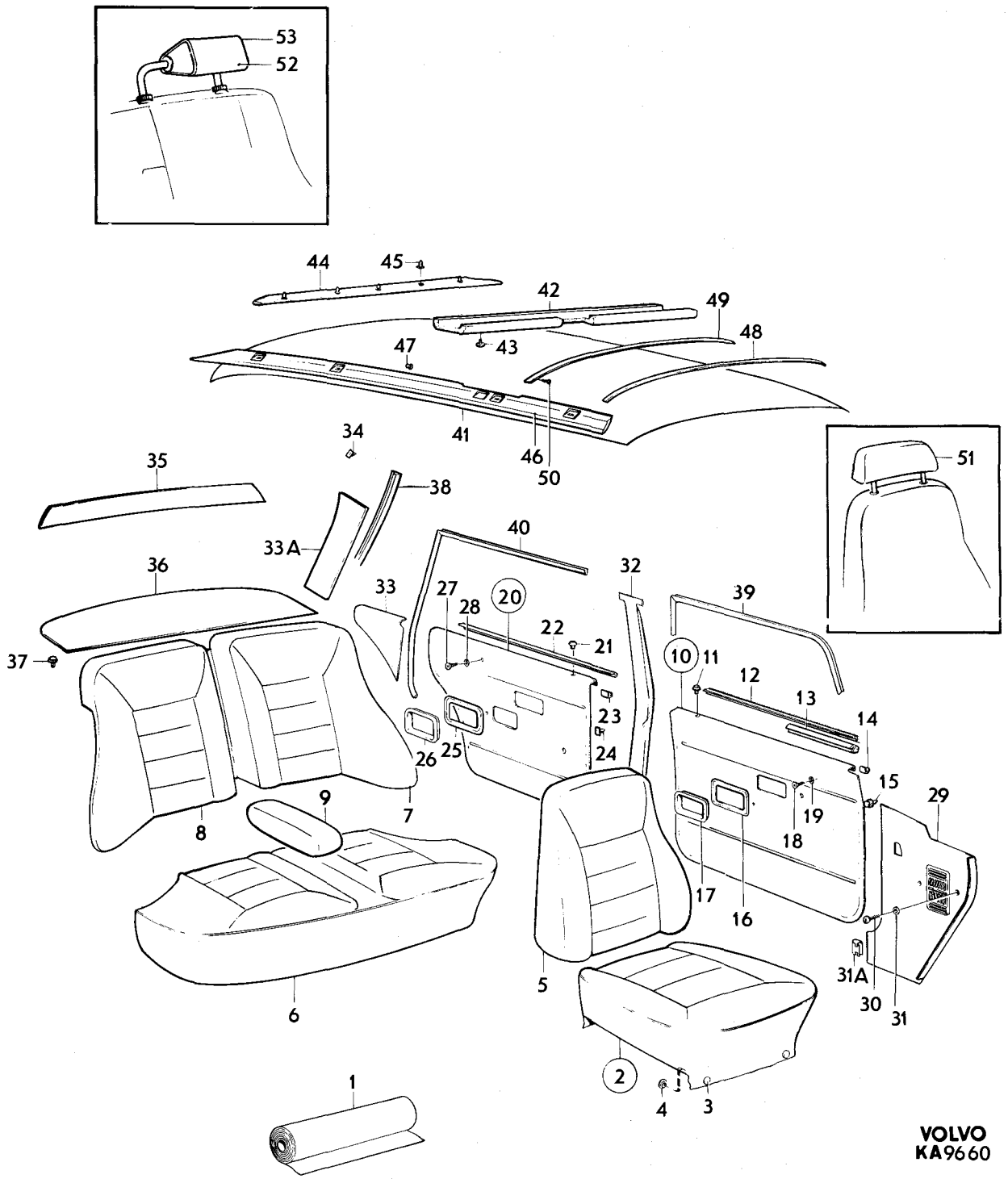
53
52
44
45
42
49
48
47
43
41
46
50
34
35
38
33A
40
36
33
27
28
20
22
21
32
39
37
23
24
26
25
10
11
12
13
14
15
29
9
8
7
19
18
17
16
5
31A
30
31
6
2
4
3
1
51
VOLVO
KA9660

Sida 166 / Page — Grupp 8 / Group — Innerklädsel, klädselkombination 953–956 / Upholstery, upholstery combination 953–956 — Illustration 10576 — 1975-12 — 1750

Pos. Fig.	Antal/Quantity 953	954	955	956	Detalj nr Part No	Benämning	Description	Sats Kit	Anmärkning Notes	
1	ERF	–	–	–		Läder, svart	Leather, black	8		0020
	ERF	–	–	–	99949-0	Vävplast, svart	Plastic–coated fabric, black		17) METERVARA	0040 0060
	–	–	–	–		Produktskylten stämplad 953–803	Designation plate stamped 953–803			0080 0100
–										0120
	–	ERF	–	–		Läder, guld–metallic	Leather, gold–metallic	8		0140
	ERF	–	–	–	699076-6	Vävplast, guld–metallic	Plastic–coated fabric, gold–metallic		17) METERVARA	0160 0180
	–	–	–	–		Produktskylten stämplad 954–804	Designation plate stamped 954–804			0200 0220
–										0240
	–	–	ERF	–		Läder, vinrött	Leather, maroon	8		0260
	ERF	–	–	–	99886-4	Vävplast, vinröd	Plastic–coated fabric, maroon		17) METERVARA	0280 0300
	–	–	–	–		Produktskylten stämplad 955–805	Designation plate stamped 955–805			0320 0340
–										0360
	–	–	–	ERF		Läder, blått	Leather, blue	8		0380
	–	–	–	ERF	699151-7	Vävplast, blå	Plastic–coated fabric, blue		17)	0400 0420
	–	–	–	–		Produktskylten stämplad 956–806	Designation plate stamped 956–806			0440 0460
–										0480
2	2	–	–	–	694750-1	Klädsel	Cover			0500
	–	2	–	–	694752-7	Klädsel	Cover			0520
	–	–	2	–	693585-2	Klädsel	Cover			0540
	–	–	–	2	695944-9	Klädsel	Cover			0560
3	12	12	12	12	94944-6	•Knapp	•Button			0580
4	12	12	12	12	94945-3	•Hållare	•Retainer			0600
5	2	–	–	–	694751-9	Klädsel	Cover			0620
	–	2	–	–	694753-5	Klädsel	Cover			0640
	–	–	2	–	693586-0	Klädsel	Cover			0660
	–	–	–	2	695945-6	Klädsel	Cover			0680
6	1	–	–	–	694773-3	Klädsel	Cover			0700
	–	1	–	–	694776-6	Klädsel	Cover			0720
	–	–	1	–	695281-6	Klädsel	Cover			0740
	–	–	–	1	695946-4	Klädsel	Cover			0760
7	1	–	–	–	694774-1	Klädsel, V	Cover, L			0780
	–	1	–	–	694768-3	Klädsel, V	Cover, L			0800
	–	–	1	–	693605-8	Klädsel, V	Cover, L			0820
	–	–	–	1	695947-2	Klädsel, V	Cover, L			0840
8	1	–	–	–	694766-7	Klädsel, H	Cover, R			0860
	–	1	–	–	694772-5	Klädsel, H	Cover, R			0880
	–	–	1	–	693606-6	Klädsel, H	Cover, R			0900
	–	–	–	1	695948-0	Klädsel, H	Cover, R			0920
9	1	–	–	–	694797-2	Klädsel	Cover			0940
	–	1	–	–	694798-0	Klädsel	Cover			0960
	–	–	1	–	693630-6	Klädsel	Cover			0980
	–	–	–	1	695949-8	Klädsel	Cover			1000
10	1	–	–	–	696332-6	Dörrpanel, V	Door panel, L		(695691)	1020
	–	1	–	–	695641-1	Dörrpanel, V	Door panel, L			1040
	–	–	1	–	696491-0	Dörrpanel, V	Door panel, L		(695643)	1060
	–	–	–	1	695951-4	Dörrpanel, V	Door panel, L			1080
	1	–	–	–	696333-4	Dörrpanel, H	Door panel, R		(695692)	1100
	–	1	–	–	695642-9	Dörrpanel, H	Door panel, R			1120
	–	–	1	–	696494-4	Dörrpanel, H	Door panel, R		(695644)	1140
	–	–	–	1	696495-1	Dörrpanel, H	Door panel, R		(695952)	1160
11	2	2	2	2	677003-6	•Bussning	•Bushing	3		1180
12	2	2	2	2	678198-3	•List	•Moulding			1200

17. Enhet kvadrat meter. Metervarans bredd 130. Unit: Square metres. Width of material 130. Unité, en mètres carrés. Au mètre, de largeur 130. Einheit, Quadratmeter. Breit der Meterware 130. Unidad, en metros cuardos. Por metro, ancho 130.

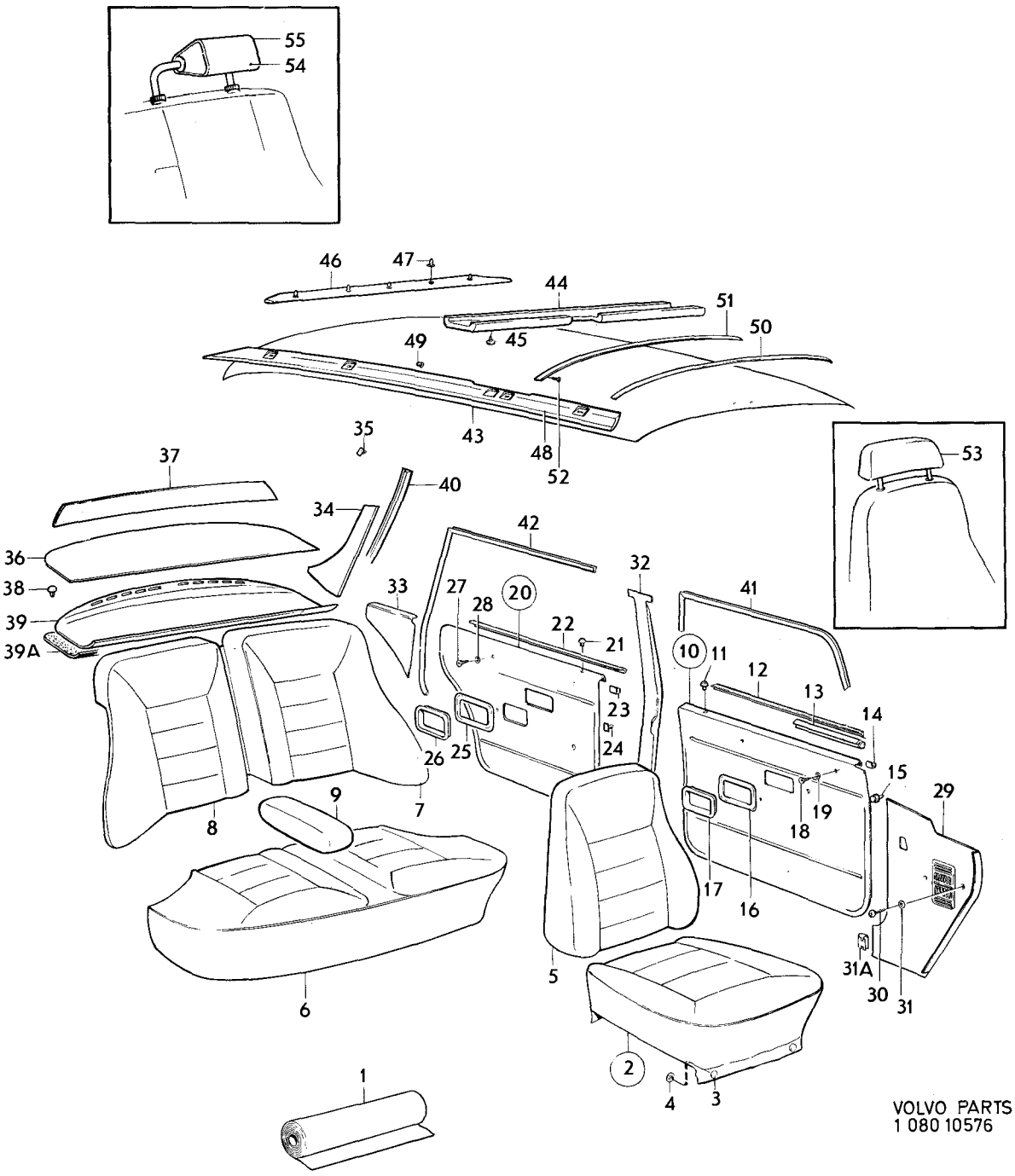

VOLVO PARTS
1 080 10576

Sida 168 Page | Grupp 8 Group | Innerklädsel klädselkombination 953–956 | Upholstery upholstery combination 953–956 | Illustration 10576 | 1750

1975-12

Pos. Fig.	Antal/Quantity 953	954	955	956	Detalj nr Part No	Benämning	Description	Sats Kit	Anmärkning Notes	
13	1	1	1	1	686781-6	•List, V	•Moulding, L			1220
	1	1	1	1	686782-4	•List, H	•Moulding, R			1240
14	20	20	20	20	678201-5	•Clips	•Clip	2		1260
15	32	32	32	32	680097-3	Fäste	Anchorage	2		1280
16	2	2	2	2	678096-9	Ram	Frame			1300
17	2	2	2	2	677950-8	Sarg	Frame			1320
18	4	4	4	4	955156-5	Skruv	Screw			1340
19	4	4	4	4	959057-1	Bricka	Washer	0		1360
20	1	–	–	–	696334-2	Dörrpanel, V	Door panel, L		(695693)	1380
	–	1	–	–	695647-8	Dörrpanel, V	Door panel, L			1400
	–	–	1	–	695649-4	Dörrpanel, V	Door panel, L			1420
	–	–	–	1	696498-5	Dörrpanel, V	Door panel, L		(695953)	1
	1	–	–	–	696335-9	Dörrpanel, H	Door panel, R		(695694)	1
	–	1	–	–	695648-6	Dörrpanel, H	Door panel, R			1480
	–	–	1	–	696600-6	Dörrpanel, H	Door panel, R		(695650)	1
	–	–	–	1	695954-8	Dörrpanel, H	Door panel, R	3		1
21	2	2	2	2	677003-6	•Bussning	•Bushing			1540
22	2	2	2	2	678199-1	•List	•Moulding			1
23	16	16	16	16	678201-5	•Clips	•Clip	2		1
24	32	32	32	32	680097-3	Fäste	Anchorage	2		1600
25	2	2	2	2	678096-9	Ram	Frame			1
26	2	2	2	2	677950-8	Sarg	Frame			1
27	4	4	4	4	955154-0	Skruv	Screw	0		1660
28	4	4	4	4	959057-1	Bricka	Washer	0		1680
29	1	1	1	1	681880-1	Panel, V	Panel, L			1700
	1	1	1	1	686520-8	Panel, H	Panel, R			1720
30	3	3	3	3	955127-6	Skruv	Screw	0		1740
	2	2	2	2	955128-4	Skruv	Skruv	0		1760
31	5	5	5	5	960138-6	Bricka	Washer	0		1780
31a	6	6	6	6	944385-4	Clips	Clip	2		1800
32	1	1	1	1	1204824-5	Panel, V	Panel, L		(680323) SBMR	1820
	1	1	1	1	681615-1	Panel, V	Panel, L		SBUR	1840
	1	1	1	1	1204825-2	Panel, H	Panel, R		(680324) SBMR	1860
	1	1	1	1	681616-9	Panel, H	Panel, R		SBUR	1880
33	1	–	–	–	695695-7	Panel, V	Panel, L			1900
	–	1	–	–	695653-6	Panel, V	Panel, L			1920
	–	–	1	–	695655-1	Panel, V	Panel, L			1940
	–	–	–	1	695955-5	Panel, V	Panel, L			1960
	1	–	–	–	695696-5	Panel, H	Panel, R			1
	–	1	–	–	695654-4	Panel, H	Panel, R			2
	–	–	1	–	695656-9	Panel, H	Panel, R			2020
	–	–	–	1	695956-3	Panel, H	Paner, R			2
34	1	1	1	1	695610-6	Panel, V	Panel, L			2
	1	1	1	1	695611-4	Panel, H	Panel, R			2080
35	8	8	8	8	680097-3	Fäste	Anchorage	2		2
36	1	–	–	1	697104-8	Panel	Panel		TID UTF	2
									ERS AV 1210874–2.	2140
	–	1	–	–	697107-1	Panel	Panel		TID UTF	2
									ERS AV 1210876–7.	2
	–	–	1	–		Panel	Panel	8	TID UTF	2200
37	1	1	1	1	682968-3	Panel	Panel		TID UTF	2220
38	7	7	7	7	683258-8	Fäste	Anchorage		TID UTF	2240
39	1	–	–	1	1210874-2	Panel	Panel	4	SEN UTF.	2260
									EXCL USA, CAN.	2280
	1	–	–	1	1221326-0	Panel	Panel	4	USA, CAN	2300
	–	1	–	–	1210876-7	Panel	Panel	4	SEN UTF.	2320
									EXCL USA, CAN.	2340
	–	1	–	–	1221327-8	Panel	Panel	4	USA, CAN	2360
x	–	–	1	–	1224384-6	Panel	Panel		(1210880) SEN UTF.	2380
									EXCL USA, CAN.	2400
	–	–	1	–	1221329-4	Panel	Panel	4	USA, CAN	2420
	2	2	2	2	1221346-8	Fäste	Anchorage			2440
39a	1	1	1	1	1213462-3	Isolering, V	Insulating matting, L		EXCL USA, CAN	2460

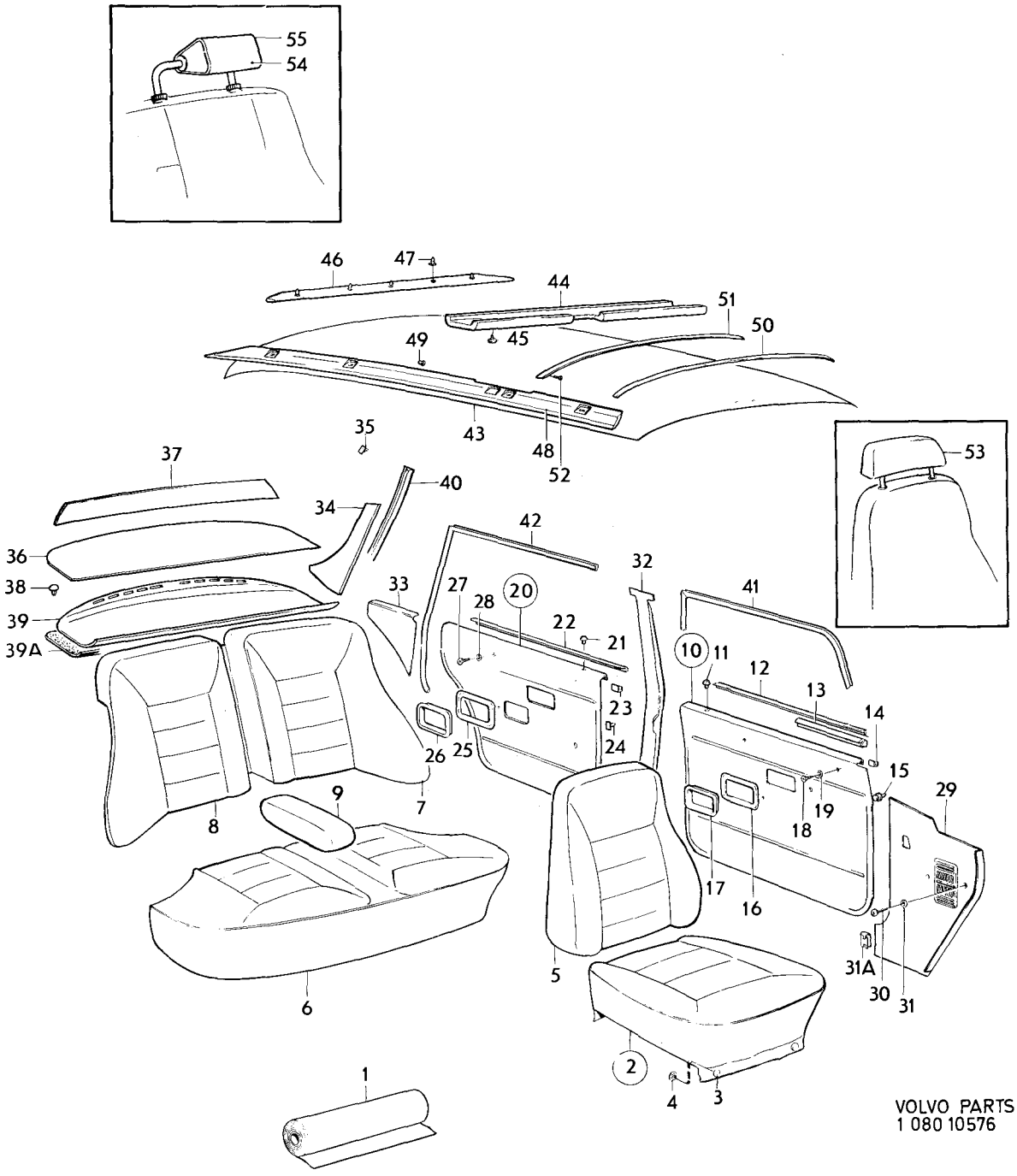

VOLVO PARTS
1 080 10576

Sida 170 Page | Grupp 8 Group | Innerklädsel klädselkombination 953–956 | Upholstery upholstery combination 953–956 | Illustration 10576 | 1975-12 | 1750

Pos. Fig.	Antal/Quantity 953	954	955	956	Detalj nr Part No	Benämning	Description	Sats Kit	Anmärkning Notes	
	1	1	1	1	1213463-1	Isolering, H	Insulating matting, R		EXCL USA, CAN	2480
	1	1	1	1	1213476-3	Isolering, mitt	Insulating matting, centre		EXCL USA, CAN	2500 2520
40	1	1	1	1	692818-8	Stoppning, V	Upholstery, L			2540
	1	1	1	1	692819-6	Stoppning, H	Upholstery, R			2560
41	1	1	1	1	687701-3	Tätningslist, V	Seal moulding, L			2580
	1	1	1	1	687702-1	Tätningslist, H	Seal moulding, R			2600
42	5200	5200	5200	5200	678238-7	Kantskyddslist	Edge moulding	3	2 X 2600	2620
43	1	1	1	1	691865-0	Innertak	Head lining	3	UTL	2640
	1	1	1	1	692702-4	Innertak	Head lining	3	MTL	2660
	ERF	ERF	ERF	ERF	99755-1	•Trikåplast	•Plastic–coated fabric elastic		17) METERVARA	2680 27
44	1	1	1	1	692067-2	Stoppning	Upholstery		UTL	27
45	6	6	6	6	666629-1	Plugg	Plug		UTL	2740
46	1	1	1	1	692081-3	Stoppning	Upholstery			27
47	5	5	5	5	678274-2	Clips	Clip	3		27
48	1	1	1	1	685542-3	Stoppning, V	Upholstery, L			2800
	1	1	1	1	685543-1	Stoppning, H	Upholstery, R			28
49	2	2	2	2	666629-1	Plugg	Plug			28
50	5	5	5	5	677517-5	Taksprygel	Roof bow		UTL	2860
	1	1	1	1	677517-5	Taksprygel	Roof bow		MTL	28
51	1	1	1	1	681569-0	Taksprygel	Roof bow		MTL	29
52	2	2	2	2	955126-8	Skruv	Screw	0	MTL	2920
53	2	–	–	–	697322-6	Klädsel	Cover			2940
	–	2	–	–	697323-4	Klädsel	Cover			2960
	–	–	2	–	697324-2	Klädsel	Cover			2980
	–	–	–	2	697325-9	Klädsel	Cover			3000
54	2	2	2	2	282098-3	Nackskydd med svart klädsel	Head restraint with black cover		(281439)	3020 3040
55	2	–	–	–		Klädsel, svart	Cover, black	8		3060
	–	2	–	–	694731-1	Klädsel, guld–metallic	Cover, gold–metallic			3080
	–	–	2	–	696610-5	Klädsel, vinröd	Cover, maroon		(694726)	3100
	–	–	–	2	696611-3	Klädsel, blå	Cover, blue		(695958)	3120

17. Enhet kvadrat meter. Metervarans bredd 130. Unit: Square metres. Width of material 130. Unité, en mètres carrés. Au mètre, de largeur 130. Einheit, Quadratmeter. Breit der Meterware 130. Unidad, en metros cuardos. Por metro, ancho 130.

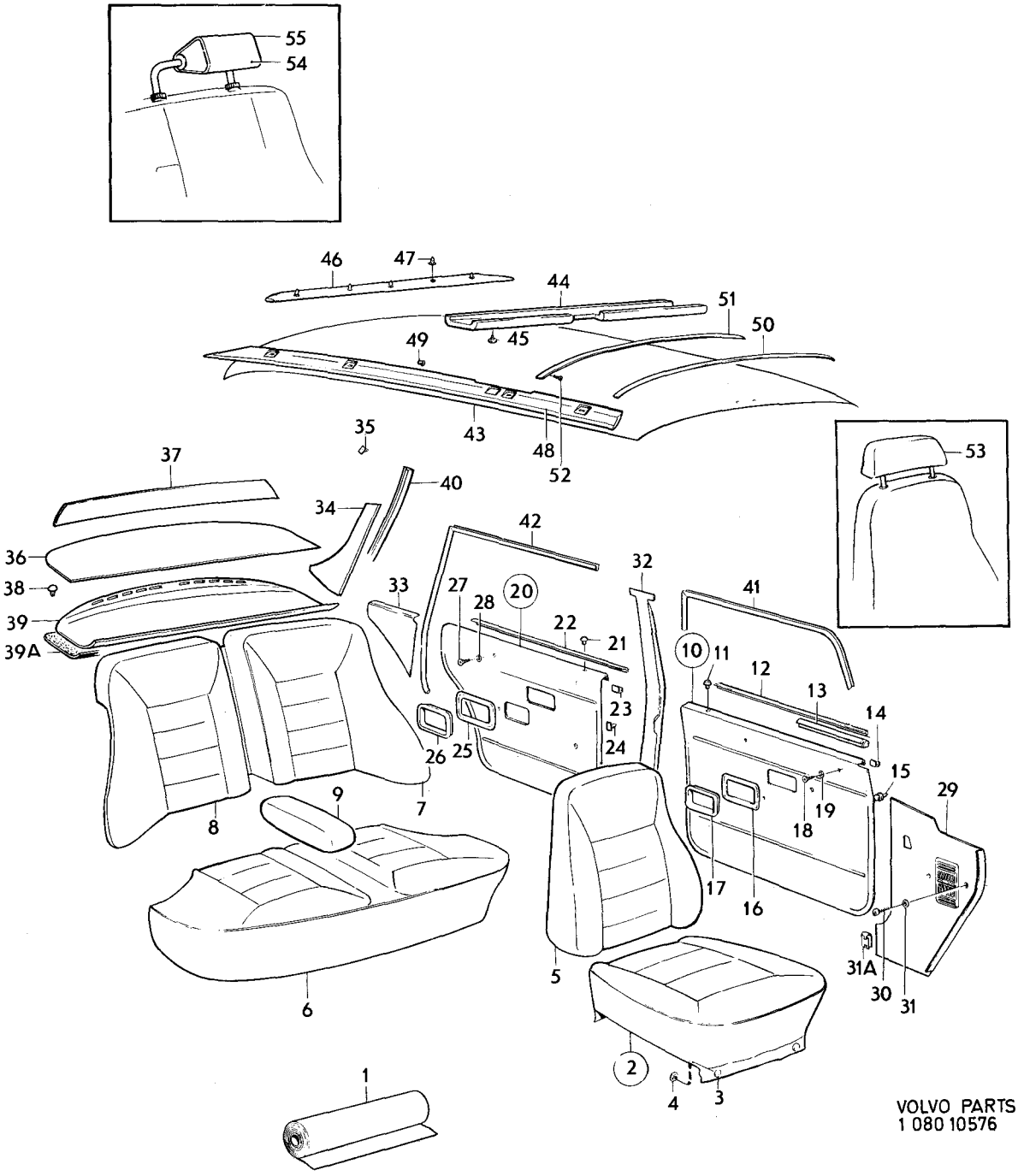

VOLVO PARTS
1 080 10576

Sida 172 Page | Grupp 8 Group | Innerklädsel klädselkombination 957, 959, 960, 961 | Upholstery upholstery combination 957, 959, 960, 961 | Illustration 11279 1975-12 | 1800

Pos. Fig.	Antal/Quantity 957	959	960	961	Detalj nr Part No	Benämning	Description	Sats Kit	Anmärkning Notes	
1	ERF	–	–	–		Läder, svart	Leather, black	8		1010
	ERF	–	–	–	99949-0	Vävplast, svart	Plastic–coated fabric, black		17) METERVARA	1020 1030
	–	–	–	–		Produktskylten stämplad 957–860	Designation plate stamped 957–860			1040 1050
–										1060
	–	ERF	–	–		Läder, svart	Leather, black	8		1070
	–	ERF	–	–	99949-0	Vävplast, svart	Plastic–coated fabric, black		17) METERVARA	1080 1090
	–	–	–	–		Produktskylten stämplad 959–861	Designation plate stamped 959–861			1100 1110
–										1120
	–	–	ERF	–		Läder, läderfärgat	Leather, hide	8		1130
	–	–	ERF	–	699220-0	Vävplast, läderfärgad	Plastic–coated fabric, hide		17) METERVARA	1140 1150
	–	–	–	–		Produktskylten stämplad 960–862	Designation plate stamped 960–862			1160 1170
–										1180
	–	–	–	ERF		Läder, läderfärgat	Leather, hide	8		1190
	–	–	–	ERF	699220-0	Vävplast, läderfärgad	Plastic–coated fabric, hide		17) METERVARA	1200 1210
	–	–	–	–		Produktskylten stämplad 961–863	Designation plate stamped 961–863			1220 1230
–										1240
2	2	2	–	–	696320-1	Klädsel	Cover			1250
	–	–	2	2	696469-6	Klädsel	Cover			1260
3	12	12	12	12	94944-6	•Knapp	•Button			1270
4	12	12	12	12	94945-3	•Hållare	•Retainer			1280
5	2	2	–	–	696321-9	Klädsel	Cover			1290
	–	–	2	2	696472-0	Klädsel	Cover			1300
6	1	1	–	–	696324-3	Klädsel	Cover			1310
	–	–	1	1	696475-3	Klädsel	Cover			1320
7	1	1	–	–	696325-0	Klädsel, V	Cover, L			1330
	–	–	1	1	696478-7	Klädsel, V	Cover, L			1340
8	1	1	–	–	696327-6	Klädsel, H	Cover, R			1350
	–	–	1	1	696481-1	Klädsel, H	Cover, R			1360
9	1	1	–	–	696328-4	Klädsel	Cover			1370
	–	–	1	1	696484-5	Klädsel	Cover			1380
10	1	1	–	–	696332-6	Dörrpanel, V	Door panel, L			1390
	–	–	1	1	696490-2	Dörrpanel, V	Door panel, L			1400
	1	1	–	–	696333-4	Dörrpanel, H	Door panel, R			1410
	–	–	1	1	696493-6	Dörrpanel, H	Door panel, R			1420
11	2	2	2	2	677003-6	•Bussning	•Bushing	3		1430
12	2	2	2	2	678198-3	•List	•Moulding			1440
13	1	1	1	1	686781-6	•List, V	•Moulding, L			1450
	1	1	1	1	686782-4	•List, H	•Moulding, R			1460
14	20	20	20	20	678201-5	•Clips	•Clip			1470
14a	2	2	2	2	13391-8	•Resårband	•Rubber strap			1475
15	32	32	32	32	680097-3	Fäste	Anchorage	2		1480
16	2	2	2	2	678096-9	Ram	Frame			1490
17	2	2	2	2	677950-8	Sarg	Frame			1500
18	4	4	4	4	955156-5	Skruv	Screw	0		1510
19	4	4	4	4	959057-1	Bricka	Washer	0		1520
20	1	1	–	–	696334-2	Dörrpanel, V	Door panel, L			1530
	–	–	1	1	696496-9	Dörrpanel, V	Door panel, L			1540
	1	1	–	–	696335-9	Dörrpanel, H	Door panel, R			1550
	–	–	1	1	696499-3	Dörrpanel, H	Door panel, R			1560
21	2	2	2	2	677003-6	•Bussning	•Bushing			1570
22	2	2	2	2	678199-1	•List	•Moulding			1580
23	16	16	16	16	678201-5	•Clips	•Clip	2		1590

17. Enhet kvadrat meter. Metervarans bredd 130. Unit: Square metres. Width of material 130. Unité, en mètres carrés. Au mètre, de largeur 130. Einheit, Quadratmeter. Breit der Meterware 130. Unidad, en metros cuardos. Por metro, ancho 130.

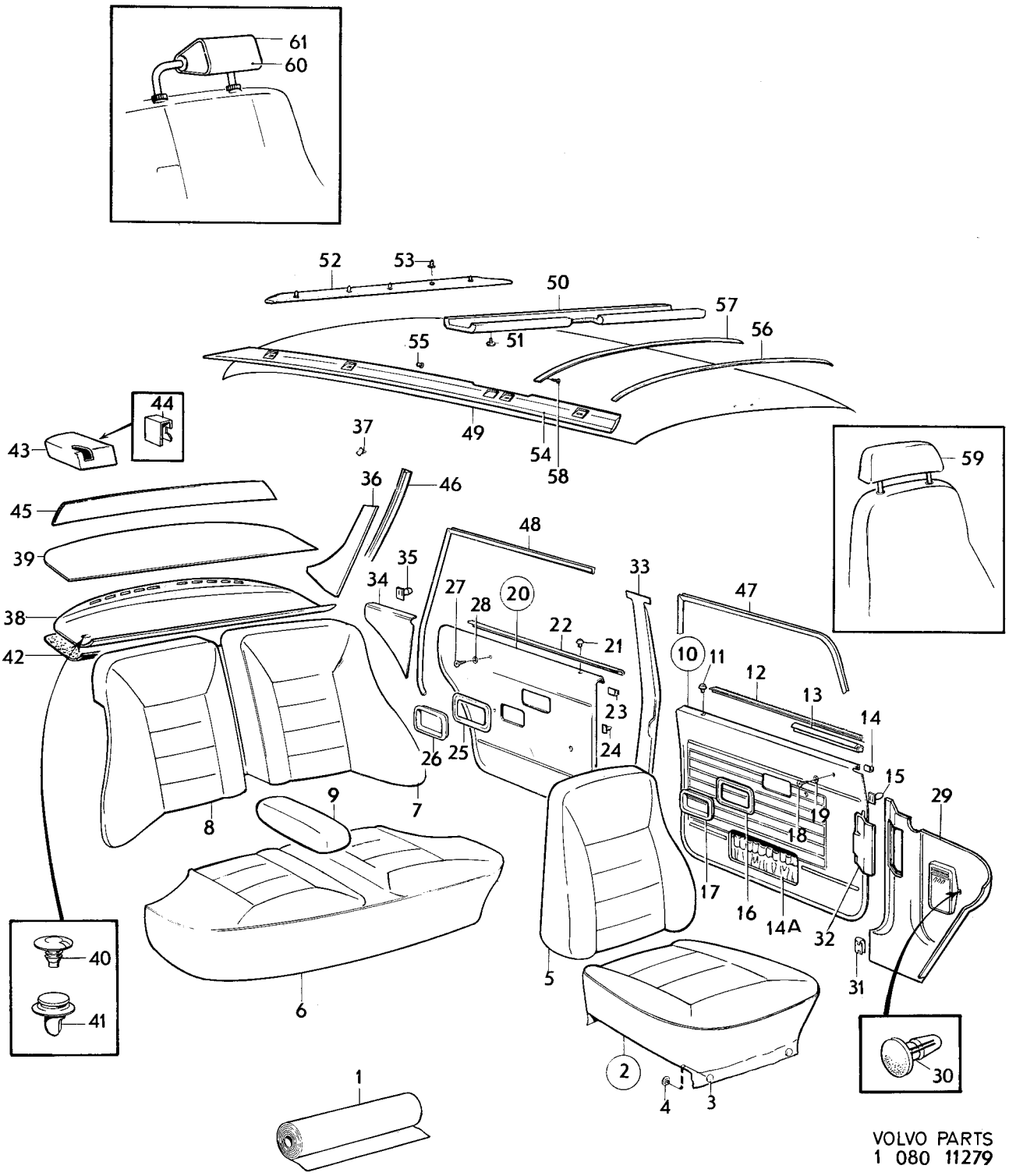

VOLVO PARTS
1 080 11279

Sida 174 Page | Grupp 8 Group | Innerklädsel klädselkombination 957, 959, 960, 961 | Upholstery upholstery combination 957, 959, 960, 961 | Illustration 11279 1975-12 | 1800

Pos. Fig.	Antal/Quantity 957	959	960	961	Detalj nr Part No	Benämning	Description	Sats Kit	Anmärkning Notes	
24	32	32	32	32	680097-3	Fäste	Anchorage	2		1600
25	2	2	2	2	678096-9	Ram	Frame			1601
26	2	2	2	2	677950-8	Sarg	Frame			1602
27	4	4	4	4	955154-0	Skruv	Screw			1603
28	4	4	4	4	959057-1	Bricka	Washer			1604
29	1	1	1	1	1210666-2	Panel, V	Panel, L			2010
	1	1	1	1	1221109-0	Panel, H	Panel, R			2020
x 30	2	2	2	2	948185-4	Clips	Clip		(945790)	2030
31	6	6	6	6	944385-4	Clips	Clip			2040
32	1	1	1	1	1221217-1	Lucka	Lid			2050
33	1	1	1	1	1204824-5	Panel, V	Panel, L		SBMR (680323)	2060
	1	1	1	1	681615-1	Panel, V	Panel, L		SBUR	[illegible]
	1	1	1	1	1204825-2	Panel, H	Panel, R		SBMR (680324)	[illegible]
	1	1	1	1	681616-9	Panel, H	Panel, R		SBUR	2090
34	1	1	–	–	696336-7	Panel, V	Panel, L			[illegible]
	–	–	1	1	696602-2	Panel, V	Panel, L			2110
	1	1	–	–	696337-5	Panel, H	Panel, R			2120
	–	–	1	1	696605-5	Panel, H	Panel, R			[illegible]
35	2	2	2	2	680097-3	Clips	Clip			[illegible]
36	1	1	1	1	695610-6	Panel, V	Panel, L		MTL	2150
									UTL CH – OMKR 96400	[illegible]
	1	1	1	1	697718-5	Panel, V	Panel, L		UTL CH OMKR 96400–	[illegible]
	1	1	1	1	695611-4	Panel, H	Panel, R		MTL	2180
									UTL CH – OMKR 96400	2190
	1	1	1	1	697719-3	Panel, H	Panel, R		UTL CH OMKR 96400–	2200
37	8	8	8	8	680097-3	Fäste	Anchorage			2210
38	1	–	1	–	1210876-7	Panel	Panel		TID UTF.EXCL USA,CAN	2220
x	–	–	1	–	1224387-9	Panel	Panel		SEN UTF. EXCL USA, CAN	2230
									(1210598)	2231
	–	1	–	1	1210874-2	Panel	Panel		EXCL USA, CAN	2240
39	1	–	1	–	1221327-8	Panel	Panel		USA, CAN. TID UTF.	2250
	1	–	1	–	1210599-5	Panel	Panel		USA, CAN. SEN UTF.	2260
	1	–	1	–	1207664-2	Panel	Panel		TILLFÄLLIGT UTF.	2270
									TEMP PROD.	2280
	–	1	–	1	1221326-0	Panel	Panel		USA, CAN. TID UTF.	2290
	–	1	–	1	1224393-7	Panel	Panel		USA, CAN. SEN UTF.	2300
40	2	2	2	2	1221346-8	Fäste	Anchorage		ALT 1	2310
41	3	3	3	3	683258-8	Fäste	Anchorage		ALT 2	2320
42	1	1	1	1	1213462-3	Isoleringsmatta, V	Insulating matting, L		SEN UTF	[illegible]
	1	1	1	1	1213463-1	Isoleringsmatta, H	Insulating matting, R		SEN UTF	[illegible]
	1	1	1	1	1213476-3	Isoleringsmatta, mitt	Insulating matting centre			2350
43	1	1	1	1	688824-2	Kåpa, säkerhetsbälte, V	Casing, safety belt, L		USA, CAN. SEN UTF.	[illegible]
	1	1	1	1	688825-9	Kåpa, säkerhetsbälte, H	Casing, safety belt, R		USA, CAN. SEN UTF.	2370
44	2	2	2	2	1221347-6	Clips	Clip		USA, CAN. SEN UTF.	2380
45	1	1	1	1	682968-3	Panel	Panel		USA, CAN. TID UTF.	[illegible]
46	1	1	1	1	692818-8	Stoppning, V	Upholstery, L			[illegible]
	1	1	1	1	692819-6	Stoppning, H	Upholstery, R			2410
47	5200	5200	5200	5200	678238-7	Kantskyddslist	Edge moulding		2 X 2600	[illegible]
48	5200	5200	5200	5200	678238-7	Kantskyddslist	Edge moulding		2 X 2600	[illegible]
49	1	1	1	1	691865-0	Innertak	Head lining		UTL CH – OMKR 96400	3010
	1	1	1	1	1204800-5	Innertak	Head lining		UTL CH OMKR 96400–	3020
	1	1	1	1	692702-4	Innertak, kmpl	Head lining, cpl		MTL	3030
	ERF	ERF	ERF	ERF	99755-1	•Trikåplast	•Plastic–coated fabric, elastic		METERVARA	3040
										3050
50	1	1	1	1	692067-2	Stoppning	Upholstery		UTL CH – OMKR 96400	3060
51	6	6	6	6	666629-1	Plugg	Plug		UTL CH – OMKR 96400	3070
52	1	1	1	1	692081-3	Stoppning	Upholstery		UTL CH – OMKR 96400	3080
									MTL	3090
53	5	5	5	5	678274-2	Clips	Clip		UTL CH – OMKR 96400	3100
									MTL	3110
54	1	1	1	1	685542-3	Stoppning, V	Upholstery, L		UTL CH – OMKR 96400	3120
									MTL	3130

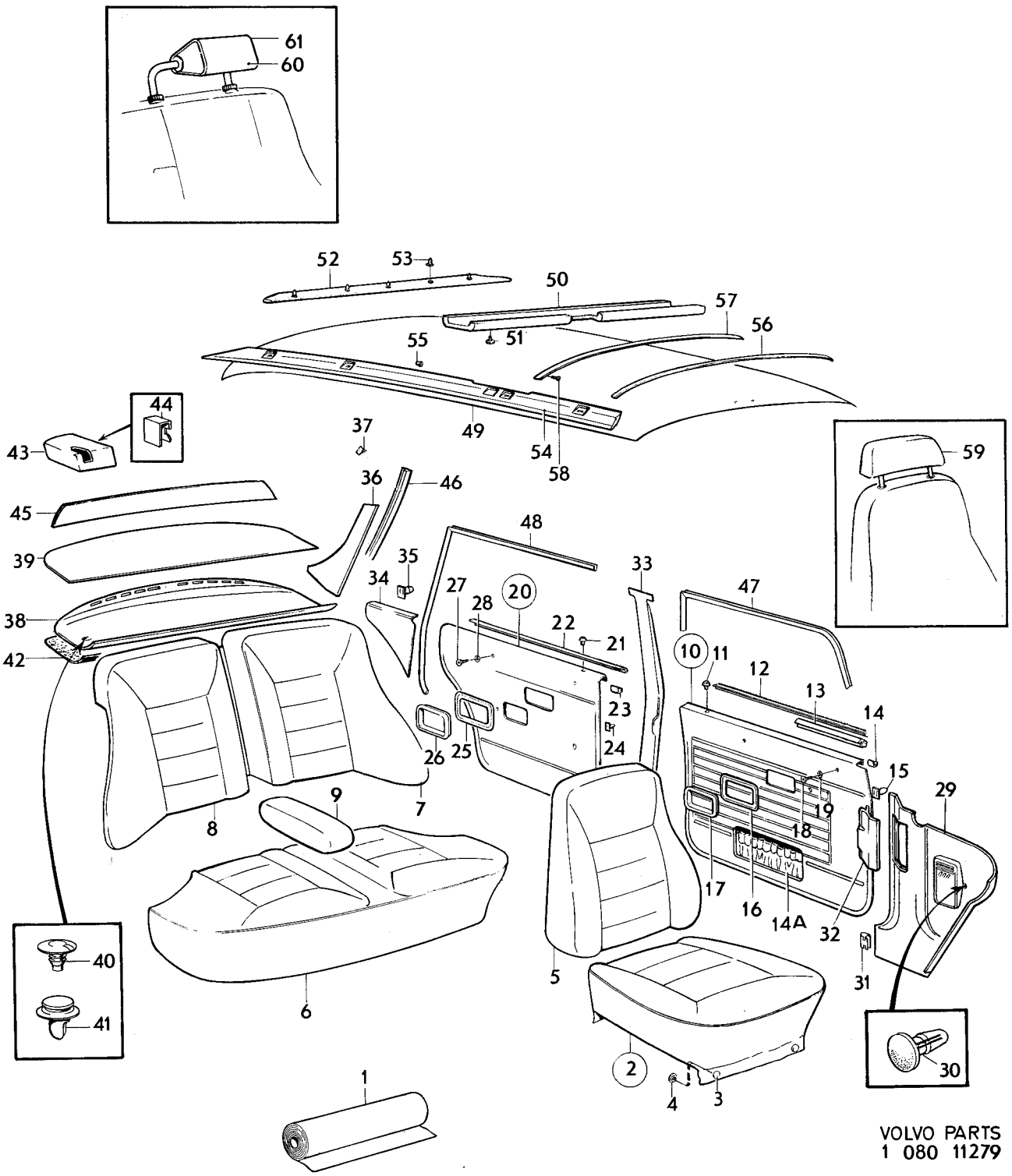

VOLVO PARTS
1 080 11279

Sida / Page	Grupp / Group	Innerklädsel klädselkombination 957, 959, 960, 961	Upholstery upholstery combination 957, 959, 960, 961	Illustration 11279 1975-12
176	8			

Pos. Fig.	Antal/Quantity 957	959	960	961	Detalj nr Part No	Benämning	Description	Sats Kit	Anmärkning Notes	
	1	1	1	1	685543-1	Stoppning, H	Upholstery, R		UTL CH – OMKR 96400	3140
									MTL	3150
55	2	2	2	2	666629-1	Plugg	Plug		UTL CH – OMKR 96400	3160
									MTL	3170
56	5	5	5	5	677517-5	Taksprygel	Roof bow		UTL CH – OMKR 96400	3180
	1	1	1	1	677517-5	Taksprygel	Roof bow		MTL	3190
57	1	1	1	1	681569-0	Taksprygel	Roof bow		MTL	3200
58	2	2	2	2	955126-8	Skruv	Screw		MTL	3210
	2	2	2	2	1204599-3	Clips, bakre, innertak	Clip, rear, head lining		UTL CH OMKR 96400–	3220
59	2	2	–	–	696430-8	Klädsel	Cover			3230
	–	–	2	2	696338-3	Klädsel	Cover			3240
x 60	2	2	2	2	282098-3	Nackskydd med svart	Head restraint with		7) (281439)	3
	–	–	–	–		Klädsel	Black cover			3
61	2	2	–	–	696434-0	Klädsel	Cover		7)	3270
	–	–	2	2	696340-9	Klädsel	Cover		7)	3

7. Ej standardutrustning. Säljes som tillbehör. Non-standard equipment. Marked as accessory. Pas en équipement standard. Vendu comme accessoire. Nicht serienmässig, wird als Zubehör verkauft. No equipo standard. Se vende como accesorio.

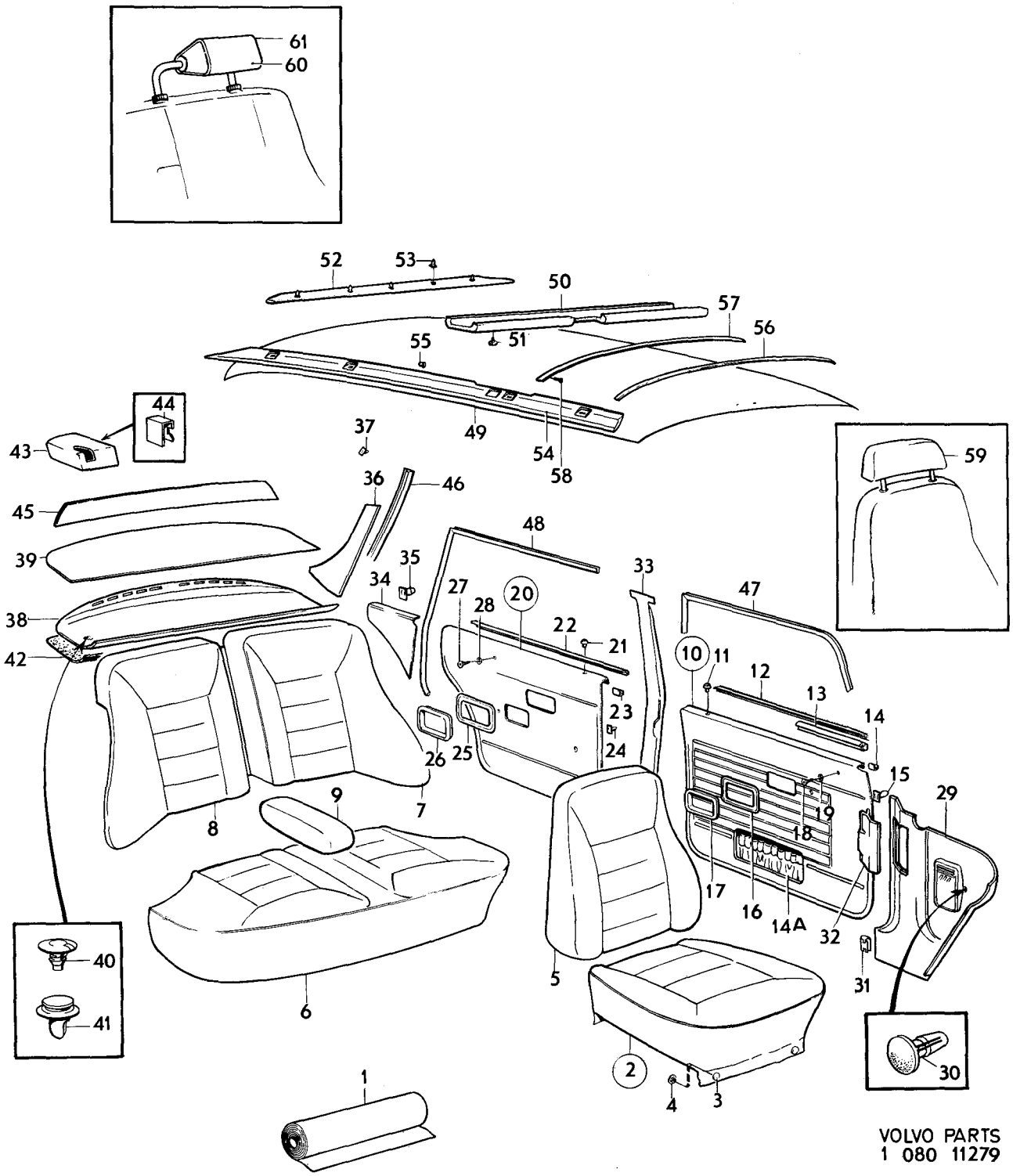

VOLVO PARTS
1 080 11279

Sida 178 Page | Grupp 8 Group | Innerklädsel klädselkombination 962, 963 | Upholstery upholstery combination 962, 963 | Illustration 11279 1975-12 | 1850

Pos. Fig.	Antal/Quantity 962	963			Detalj nr Part No	Benämning	Description	Sats Kit	Anmärkning Notes	
1	ERF	–	–	–		Läder, vinrött	Leather, maroon	8		1010
	ERF	–	–	–	99886-4	Vävplast, vinröd	Plastic–coated fabric, maroon		17) METERVARA	1020 1030
	–	–	–	–		Produktskylten stämplad 962–864	Designation plate stamped 962–864			1040 1050
–										1060
	–	ERF	–	–		Läder, blått	Leather, blue	8		1070
	–	ERF	–	–	699151-7	Vävplast, blå	Plastic–coated fabric, blue		17) METERVARA	1080 1090
	–	–	–	–		Produktskylten stämplad 963–865	Designation plate stamped 963–865			1100 1110
–										1[illegible]
2	2	–	–	–	696470-4	Klädsel	Cover			1[illegible]
	–	2	–	–	696471-2	Klädsel	Cover			1140
3	12	12	–	–	94944-6	•Knapp	•Button			1[illegible]
4	12	12	–	–	94945-3	•Hållare	•Retainer			1[illegible]
5	2	–	–	–	696473-8	Klädsel	Cover			1170
	–	2	–	–	696474-6	Klädsel	Cover			1[illegible]
6	1	–	–	–	696476-1	Klädsel	Cover			1[illegible]
	–	1	–	–	696477-9	Klädsel	Cover			1200
7	1	–	–	–	696479-5	Klädsel, V	Cover, L			1[illegible]
	–	1	–	–	696480-3	Klädsel, V	Cover, L			1[illegible]
8	1	–	–	–	696482-9	Klädsel, H	Cover, R			1230
	–	1	–	–	696483-7	Klädsel, H	Cover, R			1240
9	1	–	–	–	696485-2	Klädsel	Cover			1250
	–	1	–	–	696486-0	Klädsel	Cover			1260
10	1	–	–	–	696491-0	Dörrpanel, V	Door panel, L			1270
	–	1	–	–	696492-8	Dörrpanel, V	Door panel, L			1280
	1	–	–	–	696494-4	Dörrpanel, H	Door panel, R			1290
	–	1	–	–	696495-1	Dörrpanel, H	Door panel, R			1300
11	2	2	–	–	677003-6	•Bussning	•Bushing			1310
12	2	2	–	–	678198-3	•List	•Moulding			1320
13	1	1	–	–	686781-6	•List, V	•Moulding, L			1330
	1	1	–	–	686782-4	•List, H	•Moulding, R			1340
14	20	20	–	–	678201-5	•Clips	•Clip			1350
14a	2	2	–	–	13391-8	•Resårband	•Rubber strap			1360
15	32	32	–	–	680097-3	Fäste	Anchorage			1370
16	2	2	–	–	678096-9	Ram	Frame			1380
17	2	2	–	–	677950-8	Sarg	Frame			1[illegible]
18	4	4	–	–	955156-5	Skruv	Screw			1[illegible]
19	4	4	–	–	959057-1	Bricka	Washer			1410
20	1	–	–	–	696497-7	Dörrpanel, V	Door panel, L			1[illegible]
	–	1	–	–	696498-5	Dörrpanel, V	Door panel, L			1430
	1	–	–	–	696600-6	Dörrpanel, H	Door panel, R			1440
	–	1	–	–	696601-4	Dörrpanel, H	Door panel, R			1[illegible]
21	2	2	–	–	677003-6	•Bussning	•Bushing			1[illegible]
22	2	2	–	–	678199-1	•List	•Moulding			1470
23	16	16	–	–	678201-5	•Clips	•Clip			1[illegible]
24	32	32	–	–	680097-3	Fäste	Anchorage			1[illegible]
25	2	2	–	–	678096-9	Ram	Frame			1500
26	2	2	–	–	677950-8	Sarg	Frame			1510
27	4	4	–	–	955154-0	Skruv	Screw			1520
28	4	4	–	–	959057-1	Bricka	Washer			1530
29	1	1	–	–	1210666-2	Panel, V	Panel, L			2010
	1	1	–	–	1221109-0	Panel, H	Panel, R			2020
× 30	2	2	–	–	948185-4	Clips	Clip		(945790)	2030
31	6	6	–	–	944385-4	Clips	Clip			2040
32	1	1	–	–	1221217-1	Lucka	Lid			2050
33	1	1	–	–	1204824-5	Panel, V	Panel, L		(680323) SBMR	2060
	1	1	–	–	681615-1	Panel, V	Panel, L		SBUR	2070

17. Enhet kvadrat meter. Metervarans bredd 130. Unit: Square metres. Width of material 130. Unité, en mètres carrés. Au mètre, de largeur 130. Einheit, Quadratmeter. Breit der Meterware 130. Unidad, en metros cuardos. Por metro, ancho 130.

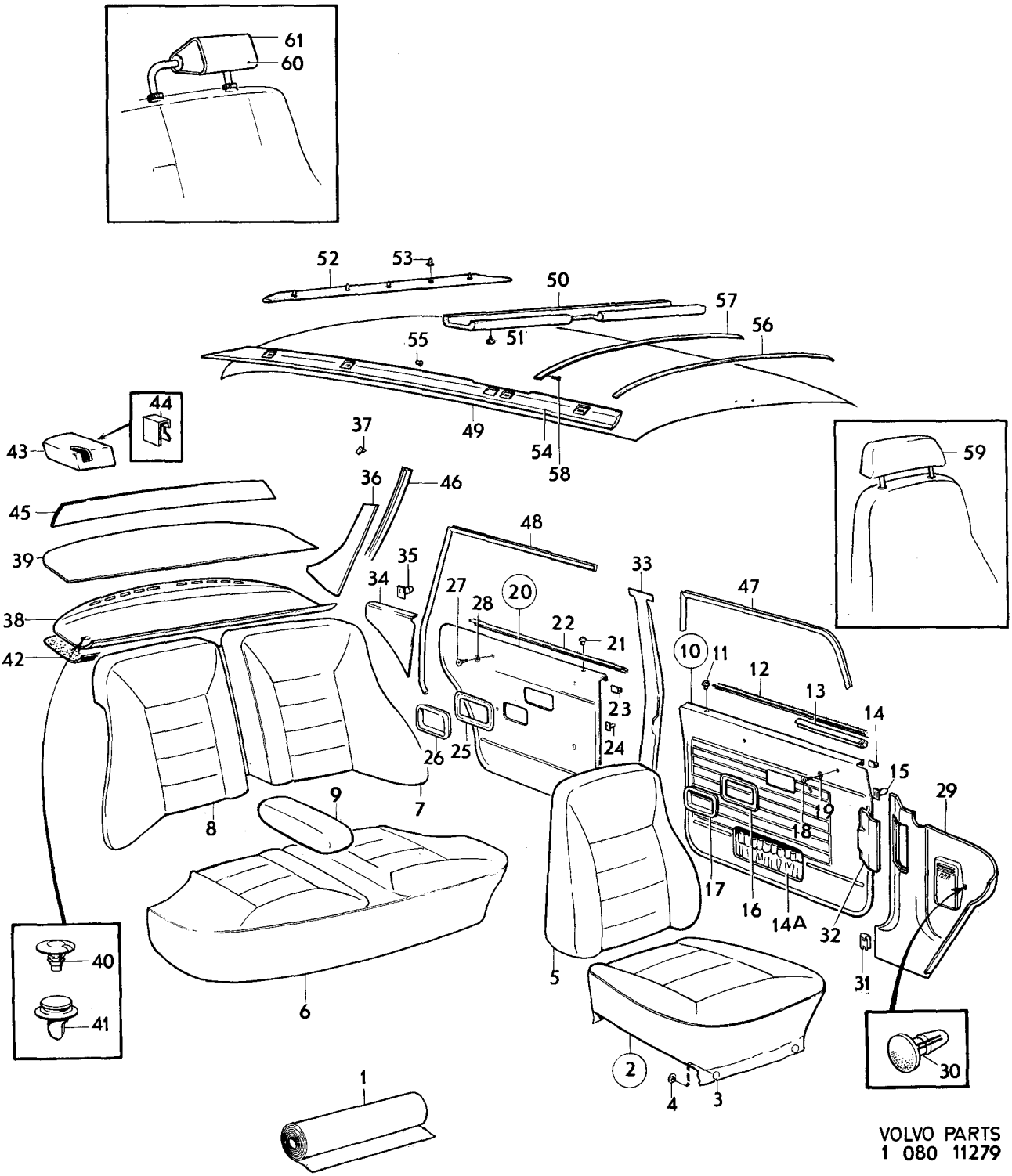

VOLVO PARTS
1 080 11279

Sida 180 Page | Grupp 8 Group | Innerklädsel klädselkombination 962, 963 | Upholstery upholstery combination 962, 963 | Illustration 11279 1975-12 | 185

Pos. Fig.	Antal/Quantity 962	963			Detalj nr Part No	Benämning	Description	Sats Kit	Anmärkning Notes	
	1	1	–	–	1204825-2	Panel, H	Panel, R		(680324) SBMR	208(
	1	1	–	–	681616-9	Panel, H	Panel, R		SBUR	209(
34	1	–	–	–	696603-0	Panel, V	Panel, L			210(
	–	1	–	–	696604-8	Panel, V	Panel, L			211(
	1	–	–	–	696606-3	Panel, H	Panel, R			212(
	–	1	–	–	696607-1	Panel, H	Panel, R			213(
35	2	2	–	–	680097-3	Clips	Clip			214(
36	1	1	–	–	695610-6	Panel, V	Panel, L		MTL	215(
									UTL CH – OMKR 96400	216(
	1	1	–	–	697718-5	Panel, V	Panel, L		UTL CH OMKR 96400–	217(
	1	1	–	–	695611-4	Panel, H	Panel, R		MTL	218(
									UTL CH – OMKR 96400	219(
	1	1	–	–	697719-3	Panel, H	Panel, R		UTL CH OMKR 96400–	220(
37	8	8	–	–	680097-3	Fäste	Anchorage			221(
x 38	1	–	–	–	1224384-6	Panel	Panel		EXCL USA, CAN	222(
									(1210880)	223(
	–	1	–	–	1210874-2	Panel	Panel		EXCL USA, CAN	223(
39	1	–	–	–	1221329-4	Panel	Panel		USA, CAN. TID UTF.	224(
	1	–	–	–	1221044-9	Panel	Panel		USA, CAN. SEN UTF.	225(
	–	1	–	–	1221326-0	Panel	Panel		USA, CAN. TID UTF.	226(
	–	1	–	–	1224393-7	Panel	Panel		USA, CAN. SEN UTF.	227(
40	2	2	–	–	1221346-8	Fäste	Anchorage		ALT 1	228(
41	3	3	–	–	683258-8	Fäste	Anchorage		ALT 2	229(
42	1	1	–	–	1213462-3	Isoleringsmatta, V	Insulating matting, L		SEN UTF	230(
	1	1	–	–	1213463-1	Isoleringsmatta, H	Insulating matting, R		SEN UTF	231(
	1	1	–	–	1213476-3	Isoleringsmatta, mitt	Insulating matting, centre		SEN UTF	232(
										233(
43	1	–	–	–	1210580-5	Kåpa, säkerhetsbälte, V	Casing, safety belt, L		USA, CAN. SEN UTF.	234(
									(688824)	234(
	1	–	–	–	1210581-3	Kåpa, säkerhetsbälte, H	Casing, safety belt, R		USA, CAN. SEN UTF.	235(
									(688825)	235(
44	2	2	–	–	1221347-6	Clips	Clip		USA, CAN. SEN UTF.	236(
45	1	1	–	–	682968-3	Panel	Panel		USA, CAN. TID UTF.	237(
46	1	1	–	–	692818-8	Stoppning, V	Upholstery, L			238(
	1	1	–	–	692819-6	Stoppning, H	Upholstery, R			239(
47	5200	5200	–	–	678238-7	Kantskyddslist	Edge moulding		2 X 2600	240(
48	5200	5200	–	–	678238-7	Kantskyddslist	Edge moulding		2 X 2600	241(
49	1	1	–	–	691865-0	Innertak	Head lining		UTL CH – OMKR 96400	301(
	1	1	–	–	1204800-5	Innertak	Head lining		UTL CH OMKR 96400–	302(
	1	1	–	–	692702-4	Innertak, kmpl	Head lining, cpl		MTL	303(
	ERF	ERF	–	–	99755-1	•Trikåplast	•Plastic – coated fabric, elastic		METERVARA	304(
										305(
50	1	1	–	–	692067-2	Stoppning	Upholstery		UTL CH – OMKR 96400	306(
51	6	6	–	–	666629-1	Plugg	Plug		UTL CH – OMKR 96400	307(
52	1	1	–	–	692081-3	Stoppning	Upholstery		UTL CH – OMKR 96400	308(
									MTL	309(
53	5	5	–	–	678274-2	Clips	Clip		UTL CH – OMKR 96400	310(
									MTL	311(
54	1	1	–	–	685542-3	Stoppning, V	Upholstery, L		UTL CH – OMKR 96400	312(
									MTL	313(
	1	1	–	–	685543-1	Stoppning, H	Upholstery, R		UTL CH – OMKR 96400	314(
									MTL	315(
55	2	2	–	–	666629-1	Plugg	Plug		UTL CH – OMKR 96400	316(
									MTL	317(
56	5	5	–	–	677517-5	Taksprygel	Roof bow		UTL CH – OMKR 96400	318(
	1	1	–	–	677517-5	Taksprygel	Roof bow		MTL	319(
57	1	1	–	–	681569-0	Taksprygel	Roof bow		MTL	320(
58	2	2	–	–	955126-8	Skruv	Screw		MTL	321(
	2	2	–	–	1204599-3	Clips, bakre, innertak	Clip, rear, head lining		UTL CH OMKR 96400–	322(
59	2	–	–	–	696608-9	Klädsel	Cover			323(
	–	2	–	–	696609-7	Klädsel	Cover			324(

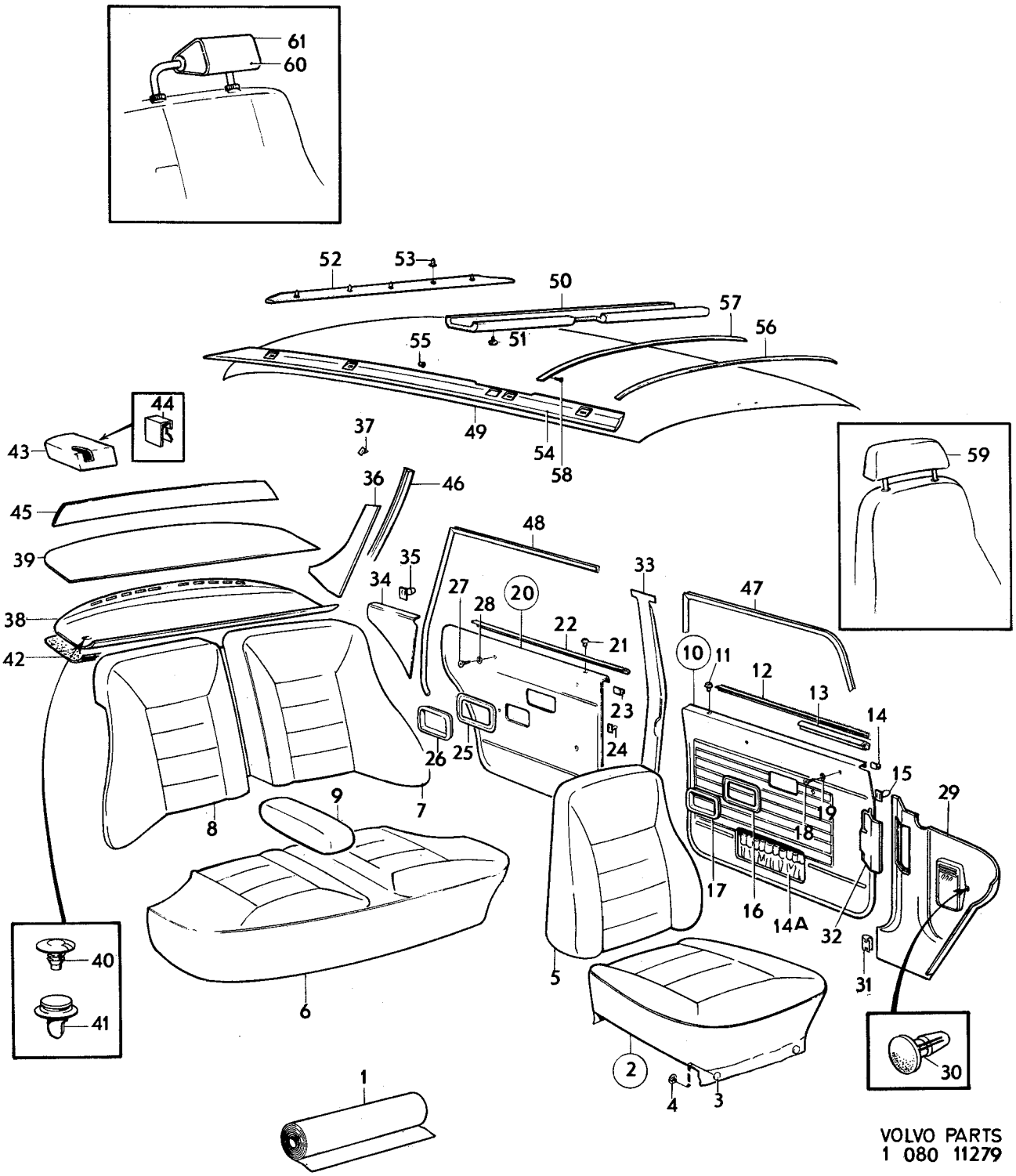

VOLVO PARTS
1 080 11279

Sida / Page	Grupp / Group	Innerklädsel klädselkombination 962, 963	Upholstery upholstery combination 962, 963	Illustration 11279 1975-12	185
182	8				

	Pos. Fig.	Antal/Quantity 962	963			Detalj nr Part No	Benämning	Description	Sats Kit	Anmärkning Notes	
x	60	2	2	–	–	282098-3	Nackskydd med svart klädsel	Head restraint with black cover		7) (281439)	325 326
	61	2	–	–	–	696610-5	Klädsel	Cover		7)	327
		–	2	–	–	696611-3	Klädsel	Cover		7)	328

7. Ej standardutrustning. Säljes som tillbehör. Non–standard equipment. Marked as accessory. Pas en équipement standard. Vendu comme accessoire. Nicht serienmässig, wird als Zubehör verkauft. No equipo standard. Se vende como accesorio.

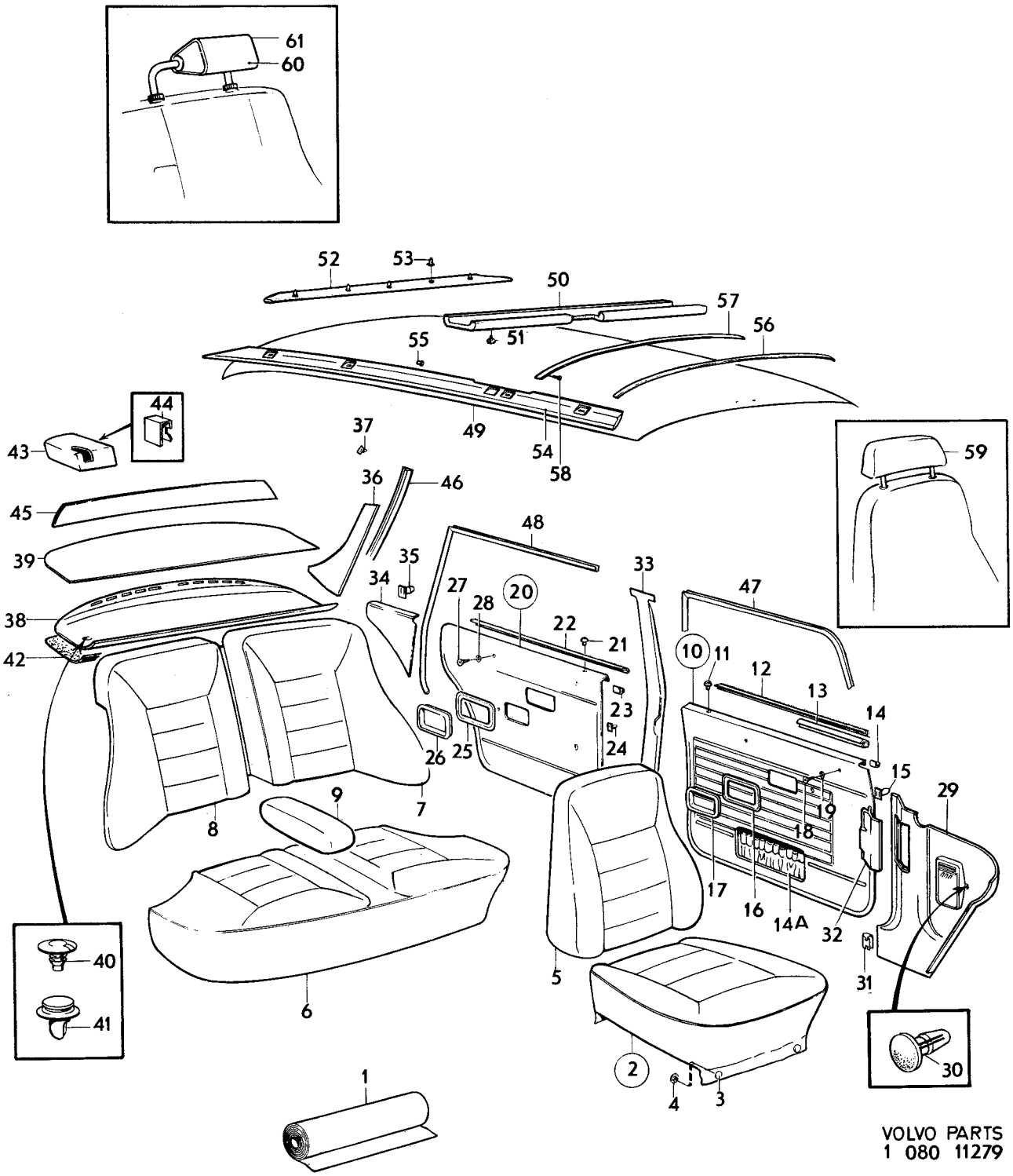

VOLVO PARTS
1 080 11279

Sida 184 Page | Grupp 8 Group | Innerklädsel klädselkombination 964 | Upholstery upholstery combination 964 | Illustration 10576 | 1975-12

Pos. Fig.	Antal/Quantity 964				Detalj nr Part No	Benämning	Description	Sats Kit	Anmärkning Notes	
1	ERF	–	–	–		Läder, svart	Leather, black	8		101
	ERF	–	–	–	99949-0	Vävplast, svart	Plastic–coated fabric, black		17) METERVARA	102 103
	–	–	–	–		Produktskylten stämplad 964–	Designation plate stamped 964–			104 105
–	–	–	–	–						106
2	2	–	–	–	694750-1	Klädsel	Cover			107
3	12	–	–	–	94944-6	•Knapp	•Button			108
4	12	–	–	–	94945-3	•Hållare	•Retainer			109
5	2	–	–	–	694751-9	Klädsel	Cover			110
6	1	–	–	–	694773-3	Klädsel	Cover			111
7	1	–	–	–	694774-1	Klädsel, V	Cover, L			1
8	1	–	–	–	694766-7	Klädsel, H	Cover, R			1
9	1	–	–	–	694797-2	Klädsel	Cover			114
10	1	–	–	–	696332-6	Dörrpanel, V	Door panel, L		(695691)	1
	1	–	–	–	696333-4	Dörrpanel, H	Door panel, R		(695692)	116
11	2	–	–	–	677003-6	•Bussning	•Bushing			117
12	2	–	–	–	678198-3	•List	•Moulding			1
13	1	–	–	–	686781-6	•List, V	•Moulding, L			1
	1	–	–	–	686782-4	•List, H	•Moulding, R			120
14	20	–	–	–	678201-5	•Clips	•Clip			1
15	32	–	–	–	680097-3	Fäste	Anchorage			1
16	2	–	–	–	678096-9	Ram	Frame			123
17	2	–	–	–	677950-8	Sarg	Frame			124
18	4	–	–	–	955156-5	Skruv	Screw			125
19	4	–	–	–	959057-1	Bricka	Washer			126
20	1	–	–	–	696334-2	Dörrpanel, V	Door panel, L		(695693)	127
	1	–	–	–	696335-9	Dörrpanel, H	Door panel, R		(695694)	128
21	2	–	–	–	677003-6	•Bussning	•Bushing			129
22	2	–	–	–	678199-1	•List	•Moulding			130
23	16	–	–	–	678201-5	•Clips	•Clip			131
24	32	–	–	–	680097-3	Fäste	Anchorage			132
25	2	–	–	–	678096-9	Ram	Frame			133
26	2	–	–	–	677950-8	Sarg	Frame			134
27	4	–	–	–	955154-0	Skruv	Screw			135
28	4	–	–	–	959057-1	Bricka	Washer			136
29	1	–	–	–	681880-1	Panel, V	Panel, L			137
	1	–	–	–	686520-8	Panel, H	Panel, R			138
30	3	–	–	–	955127-6	Skruv	Screw			1
	2	–	–	–	955128-4	Skruv	Screw			1
31	5	–	–	–	960138-6	Bricka	Washer			141
31a	6	–	–	–	944385-4	Clips	Clip			1
32	1	–	–	–	1204824-5	Panel, V	Panel, L		SBMR (680323)	1
	1	–	–	–	681615-1	Panel, V	Panel, L		SBUR	144
	1	–	–	–	1204825-2	Panel, H	Panel, R		SBMR (680324)	1
	1	–	–	–	681616-9	Panel, H	Panel, R		SBUR	
33	1	–	–	–	695695-7	Panel, V	Panel, L			147
	1	–	–	–	695696-5	Panel, H	Panel, R			1
34	1	–	–	–	695610-6	Panel, V	Panel, L		MTL	1
									UTL CH –OMKR 96400	150
	1	–	–	–	697718-5	Panel, V	Panel, L		UTL CH OMKR 96400–	151
	1	–	–	–	695611-4	Panel, H	Panel, R		MTL	152
									UTL CH –OMKR 96400	153
	1	–	–	–	697719-3	Panel, H	Panel, R		UTL CH OMKR 96400–	154
35	8	–	–	–	680097-3	Fäste	Anchorage			155
36	1	–	–	–	697104-8	Panel	Panel		TID UTF.	201
									ERS AV 1210874–2.	201
37	1	–	–	–	682968-3	Panel	Panel		TID UTF	202
38	7	–	–	–	683258-8	Fäste	Anchorage		ALT 1	203
	2	–	–	–	1221346-8	Fäste	Anchorage		ALT 2	204

17. Enhet kvadrat meter. Metervarans bredd 130. Unit: Square metres. Width of material 130. Unité, en mètres carrés. Au mètre, de largeur 130. Einheit, Quadratmeter. Breit der Meterware 130. Unidad, en metros cuardos. Por metro, ancho 130.

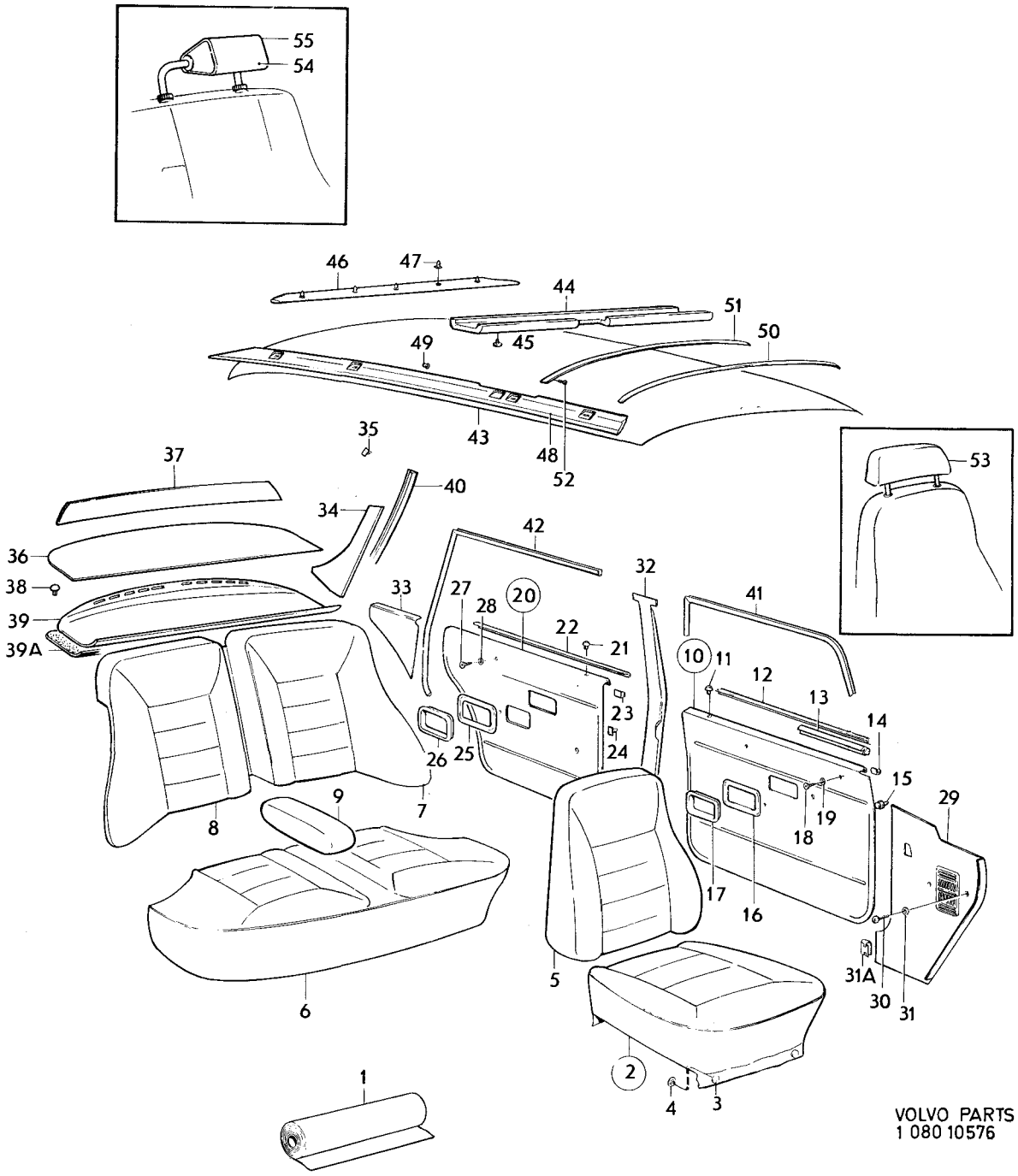

VOLVO PARTS
1 080 10576

Sida 186 Page | Grupp 8 Group | Innerklädsel, klädselkombination 964 | Upholstery, upholstery combination 964 | Illustration 10576 | 1900

1975-12

Pos. Fig.	Antal/Quantity 964				Detalj nr Part No	Benämning	Description	Sats Kit	Anmärkning Notes	
39	1	–	–	–	1210874-2	Panel	Panel		SEN UTF	2050
39a	1	–	–	–	1213462-3	Isolering, V	Insulating matting, L			2060
	1	–	–	–	1213463-1	Isolering, H	Insulating matting, R			2070
	1	–	–	–	1213476-3	Isolering, mitt	Insulating matting, centre			2080 2090
40	1	–	–	–	692818-8	Stoppning, V	Upholstery, L			2100
	1	–	–	–	692819-6	Stoppning, H	Upholstery, R			2110
41	1	–	–	–	687701-3	Tätningslist, V	Seal moulding, L			2120
	1	–	–	–	687702-1	Tätningslist, H	Seal moulding, R			2130
42	5200	–	–	–	678238-7	Kantskyddslist	Edge moulding		2 X 2600	2140
43	1	–	–	–	691865-0	Innertak	Head lining		UTL CH – OMKR 96400	2150
	1	–	–	–	1204800-5	Innertak	Head lining		UTL CH OMKR 96400–	21
	1	–	–	–	692702-4	Innertak, kmpll	Head lining, cpl		MTL	21
	ERF	–	–	–	99755-1	•Trikåplast	•Plastic–coated fabric, elastic		METERVARA	2180 21
44	1	–	–	–	692067-2	Stoppning	Upholstery		UTL CH – OMKR 96400	22
45	6	–	–	–	666629-1	Plugg	Plug		UTL CH – OMKR 96400	2210
46	1	–	–	–	692081-3	Stoppning	Upholstery		UTL CH – OMKR 96400 MTL	22 22
47	5	–	–	–	678274-2	Clips	Clip		UTL CH – OMKR 96400	2240
	–	–	–	–					MTL	22
48	1	–	–	–	685542-3	Stoppning, V	Upholstery, L		UTL CH – OMKR 96400 MTL	22 2270
	1	–	–	–	685543-1	Stoppning, H	Upholstery, R		UTL CH – OMKR 96400 MTL	2280 2290
49	2	–	–	–	666629-1	Plugg	Plug		UTL CH – OMKR 96400 MTL	2300 2310
50	5	–	–	–	677517-5	Taksprygel	Roof bow		UTL CH – OMKR 96400	2320
	1	–	–	–	677517-5	Taksprygel	Roof bow		MTL	2330
51	1	–	–	–	681569-0	Taksprygel	Roof bow		MTL	2340
52	2	–	–	–	955126-8	Skruv	Screw		MTL	2350
	2	–	–	–	1204599-3	Clips, bakre, innertak	Clip, rear, head lining		UTL CH OMKR 96400–	2360
53	2	–	–	–	697322-6	Klädsel	Cover			2370
54	2	–	–	–	282098-3	Nackskydd med svart klädsel	Head restraint with black cover		(281439)	2380 2390
55	2	–	–	–		Klädsel, svart	Cover, black	8		2400

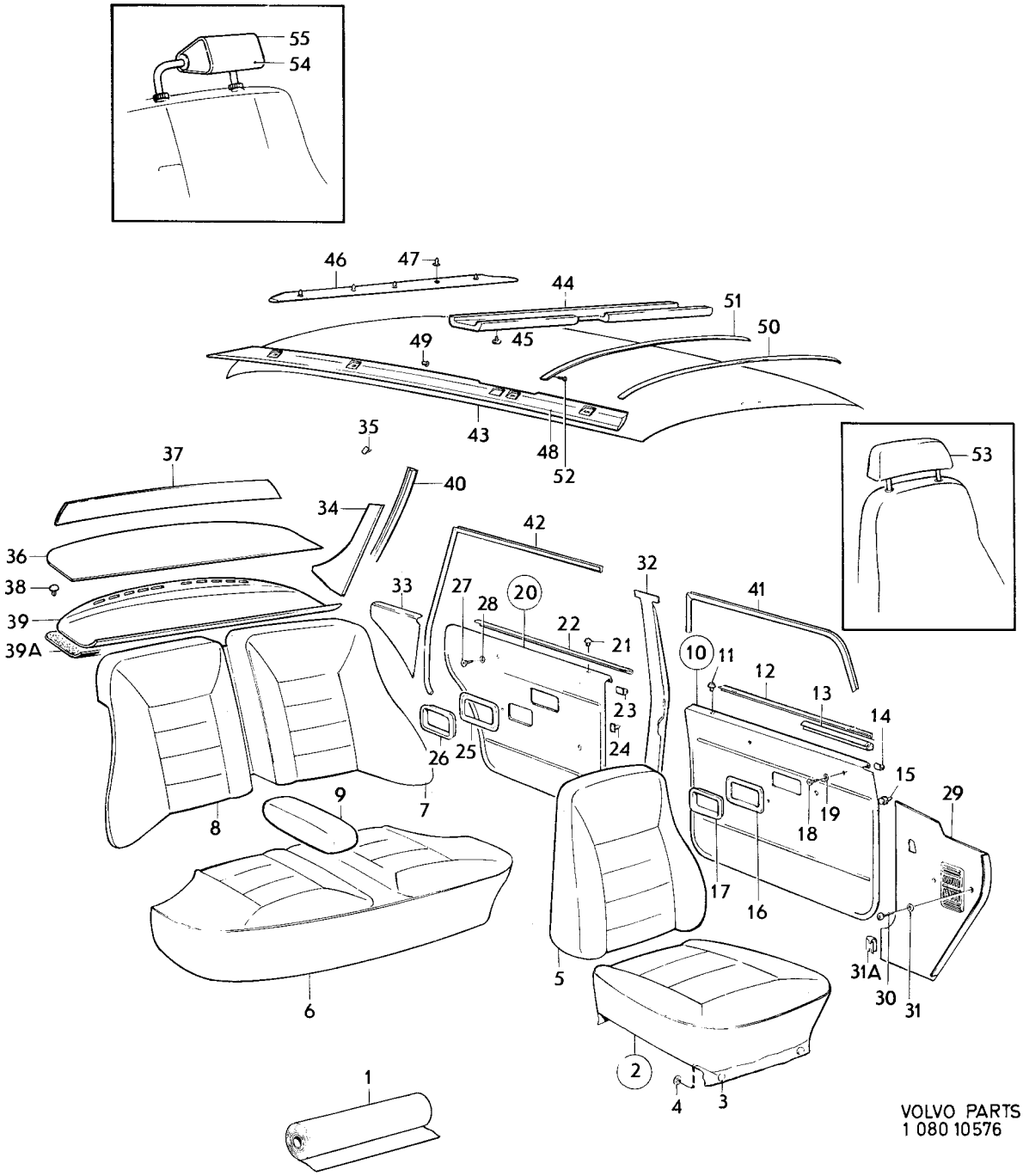
55
54
46
47
44
51
50
49
45
43
48
52
35
37
40
34
42
36
38
39
39A
33
27
28
20
22
21
32
41
10
11
12
13
14
15
29
23
24
26
25
7
8
9
18
19
17
16
5
31A
30
31
6
2
4
3
1
53
VOLVO PARTS
1 080 10576

Sida / Page	Grupp / Group	Innerklädsel klädselkombination / Upholstery upholstery combination	Illustration 14165	1950
188	8	965, 966, 967, 969	965, 966, 967, 969	1975-12

Pos. Fig.	Antal/Quantity 965	966	967	969	Detalj nr Part No	Benämning	Description	Sats Kit	Anmärkning Notes	
1	ERF	–	–	–		Läder, läderfärgat	Leather, hide	8		1010
	ERF	–	–	–	699290-3	Vävplast, läderfärgad	Plastic–coated fabric, hide		17) METERVARA	1020 1030
	–	–	–	–		Produktskylten stämplad 965	Designation plate stamped 965			1040 1050
–										1060
	–	ERF	–	–		Läder, blått	Leather, blue	8		1070
	–	ERF	–	–	699305-9	Vävplast, blå	Plastic–coated fabric, blue		17) METERVARA	1080 1090
	–	–	–	–		Produktskylten stämplad 966	Designation plate stamped 966			1100 1110
–										1120
	–	–	ERF	–		Läder, vinrött	Leather, maroon	8		1130
	–	–	ERF	–	699291-1	Vävplast, vinröd	Plastic–coated fabric, maroon		17) METERVARA	1140 1150
	–	–	–	–		Produktskylten stämplad 967	Designation plate stamped 967			1160 1170
–										1180
	–	–	–	ERF		Läder, svart	Leather, black	8		1190
	–	–	–	ERF	699293-7	Vävplast, svart	Plastic–coated fabric, black		17) METERVARA	1200 1210
	–	–	–	–		Produktskylten stämplad 969	Designation plate stamped 969			1220 1230
–										1240
2	2	–	–	–	697462-0	Klädsel	Cover			1250
	–	2	–	–	697854-8	Klädsel	Cover			1260
	–	–	2	–	697868-8	Klädsel	Cover			1270
	–	–	–	2	697880-3	Klädsel	Cover			1280
3	4	4	4	4	94944-6	•Knapp	•Button			1290
4	4	4	4	4	94945-3	•Hållare	•Retainer			1300
5	4	4	4	4	1224372-1	•Stropp	•Strap		(1204947).	1310
6	4	4	4	4	94944-6	••Knapp	••Button			1320
7	4	4	4	4	94945-3	••Hållare	••Retainer			1330
8	2	–	–	–	697464-6	Klädsel	Cover			1340
	–	2	–	–	697855-5	Klädsel	Cover			1350
	–	–	2	–	697869-6	Klädsel	Cover			1360
	–	–	–	2	697881-1	Klädsel	Cover			1370
9	2	–	–	–	697698-9	Klädsel	Cover			1380
	–	2	–	–	697866-2	Klädsel	Cover			1390
	–	–	2	–	697664-1	Klädsel	Cover			1400
	–	–	–	2	697808-4	Klädsel	Cover			1410
10	1	–	–	–	697466-1	Klädsel	Cover			1420
	–	1	–	–	697856-3	Klädsel	Cover			1430
	–	–	1	–	697870-4	Klädsel	Cover			1440
	–	–	–	1	697882-9	Klädsel	Cover			1450
11	1	–	–	–	697468-7	Klädsel, V	Cover, L			1460
	–	1	–	–	697857-1	Klädsel, V	Cover, L			1470
	–	–	1	–	697871-2	Klädsel, V	Cover, L			1480
	–	–	–	1	697883-7	Klädsel, V	Cover, L			1490
12	1	–	–	–	697469-5	Klädsel, H	Cover, R			1500
	–	1	–	–	697858-9	Klädsel, H	Cover, R			1510
	–	–	1	–	697872-0	Klädsel, H	Cover, R			1520
	–	–	–	1	697884-5	Klädsel, H	Cover, R			1530
13	1	–	–	–	697470-3	Klädsel	Cover			1540
	–	1	–	–	697893-6	Klädsel	Cover			1550
	–	–	1	–	697894-4	Klädsel	Cover			1560
	–	–	–	1	697885-2	Klädsel	Cover			1570
14	1	–	–	–	697474-5	Dörrpanel, V	Door panel, L			2010
	–	1	–	–	697860-5	Dörrpanel, V	Door panel, L			2020
	–	–	1	–	697874-6	Dörrpanel, V	Door panel, L			2030

17. Enhet kvadrat meter. Metervarans bredd 130. Unit: Square metres. Width of material 130. Unité, en mètres carrés. Au mètre, de largeur 130. Einheit, Quadratmeter. Breit der Meterware 130. Unidad, en metros cuardos. Por metro, ancho 130.

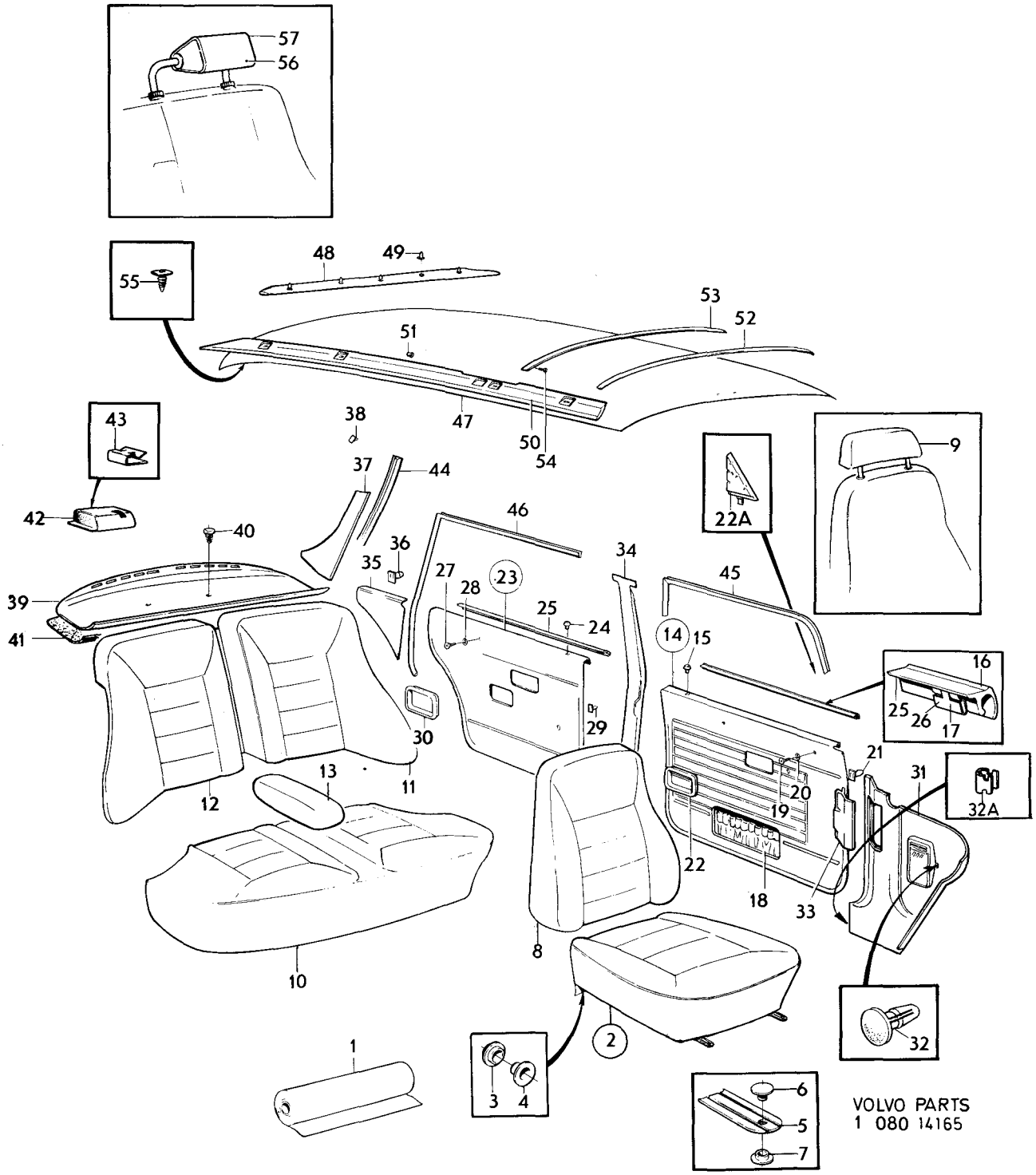

VOLVO PARTS
1 080 14165

Sida 190 / Page — Grupp 8 / Group — Innerklädsel klädselkombination 965, 966, 967, 969 / Upholstery upholstery combination 965, 966, 967, 969 — Illustration 14165 — 1975-12

Pos. Fig.	Antal/Quantity 965	966	967	969	Detalj nr Part No	Benämning	Description	Sats Kit	Anmärkning Notes	
	–	–	–	1	697887-8	Dörrpanel, V	Door panel, L			204(
	1	–	–	–	697475-2	Dörrpanel, H	Door panel, R			205(
	–	1	–	–	698596-4	Dörrpanel, H	Door panel, R		(697861)	206(
	–	–	1	–	697875-3	Dörrpanel, H	Door panel, R			207(
	–	–	–	1	697888-6	Dörrpanel, H	Door panel, R			208(
15	2	2	2	2	677003-6	•Bussning	•Bushing			209(
16	2	2	2	2	1210425-3	•List, ämne	•Moulding, blank			210(
17	18	18	18	18	1210439-4	•Clips	•Clip			211(
18	600	600	600	600	1224099-0	•Resårband	•Rubber strap			212(
19	4	4	4	4	955156-5	Skruv	Screw			213(
20	4	4	4	4	959057-1	Bricka	Washer			214(
21	40	40	40	40	680097-3	Fäste	Anchorage			
22	2	2	2	2	1210476-6	Sarg	Frame			216(
22a	1	1	1	1	1204630-6	Panel, V	Panel, L			216
	1	1	1	1	1204631-4	Panel, H	Panel, H			
23	1	–	–	–	697476-0	Dörrpanel, V	Door panel, L			217(
	–	1	–	–	697862-1	Dörrpanel, V	Door panel, L			218(
	–	–	1	–	697876-1	Dörrpanel, V	Door panel, L			
	–	–	–	1	697889-4	Dörrpanel, V	Door panel, L			220(
	1	–	–	–	697477-8	Dörrpanel, H	Door panel, R			221(
	–	1	–	–	697863-9	Dörrpanel, H	Door panel, R			
	–	–	1	–	697877-9	Dörrpanel, H	Door panel, R			223(
	–	–	–	1	697890-2	Dörrpanel, H	Door panel, R			224(
24	2	2	2	2	677003-6	•Bussning	•Bushing			225(
25	2	2	2	2	1210425-3	•List, ämne	•Moulding, blank			226(
26	16	16	16	16	1210439-4	•Clips	•Clip			227(
27	4	4	4	4	955154-0	Skruv	Screw			228(
28	4	4	4	4	959057-1	Bricka	Washer			229(
29	32	32	32	32	680097-3	Fäste	Anchorage			230(
30	2	2	2	2	1210476-6	Sarg	Frame			231(
31	1	1	1	1	1210666-2	Panel, V	Panel, L			232(
	1	1	1	1	1221109-0	Panel, H	Panel, R			233(
x 32	2	2	2	2	948185-4	Clips	Clip		(945790)	234(
32a	4	4	4	4	944385-4	Clips	Clip			234
33	1	1	1	1	1207699-8	Lucka	Lid			235(
34	1	1	1	1	1204806-2	Panel, V	Panel, L		SBUR	236(
	1	1	1	1	1204824-5	Panel, V	Panel, L		SBMR	237(
	1	1	1	1	1204807-0	Panel, H	Panel, R		SBUR	238(
	1	1	1	1	1204825-2	Panel, H	Panel, R		SBMR	
35	1	–	–	–	697478-6	Panel, V	Panel, L			240(
	–	1	–	–	698591-5	Panel, V	Panel, L		(697864)	241(
	–	–	1	–	697878-7	Panel, V	Panel, L			
	–	–	–	1	697891-0	Panel, V	Panel, L			243(
	1	–	–	–	697479-4	Panel, H	Panel, R			244(
	–	1	–	–	697865-4	Panel, H	Panel, R			245(
	–	–	1	–	697879-5	Panel, H	Panel, R			
	–	–	–	1	697892-8	Panel, H	Panel, R			247(
36	2	2	2	2	680097-3	Clips	Clip			
37	1	1	1	1	697718-5	Panel, V	Panel, L		UTL	249(
	1	1	1	1	695610-6	Panel, V	Panel, L		MTL	250(
	1	1	1	1	697719-3	Panel, H	Panel, R		UTL	251(
	1	1	1	1	695611-4	Panel, H	Panel, R		MTL	252(
38	8	8	8	8	680097-3	Fäste	Anchorage			253(
39	1	1	–	–	1210874-2	Hatthylla	Hat shelf		EXCL USA, CAN	301(
	1	1	–	–	1224393-7	Hatthylla	Hat shelf		USA, CAN	302(
									(1221048)	3021
x	–	–	1	–	1224384-6	Hatthylla	Hat shelf		EXCL USA, CAN	303(
									(1210880)	3031
	–	–	1	–	1221044-9	Hatthylla	Hat shelf		USA, CAN	304(
	–	–	–	1	1210578-9	Hatthylla	Hat shelf		EXCL USA, CAN	305(
	–	–	–	1	1210579-7	Hatthylla	Hat shelf		USA, CAN	306(
40	2	2	2	2	1221346-8	Fäste	Anchorage			307(
41	1	1	1	1	1213462-3	Isoleringsmatta, V	Insulating matting, L			308(

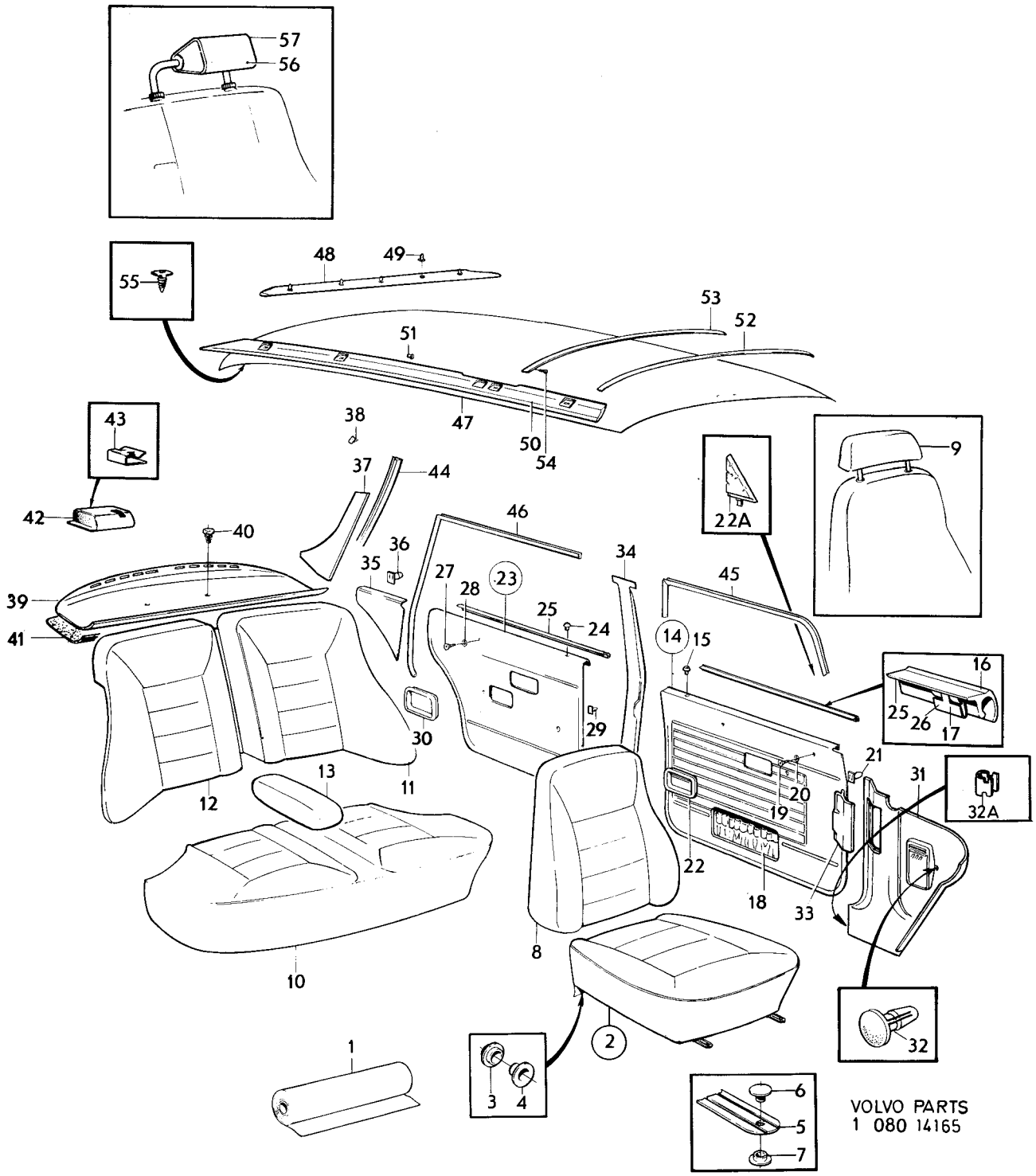

VOLVO PARTS
1 080 14165

Sida / Page	Grupp / Group	Innerklädsel / klädselkombination / 965, 966, 967, 969	Upholstery / upholstery combination / 965, 966, 967, 969	Illustration 14165 1975-12
192	8			

Pos. Fig.	Antal/Quantity 965	966	967	969	Detalj nr Part No	Benämning	Description	Sats Kit	Anmärkning Notes	
	1	1	1	1	1213463-1	Isoleringsmatta, H	Insulating matting, R			309(
	1	1	1	1	1213476-3	Isoleringsmatta, mitt	Insulating matting centre			310(
42	1	1	1	1	1210580-5	Kåpa, säkerhetsbälte, V	Casing, safety belt, L		USA, CAN	311(
	1	1	1	1	1210581-3	Kåpa, säkerhetsbälte, H	Casing, safety belt, R		USA, CAN	312(
43	2	2	2	2	1221347-6	Clips	Clip			313(
44	1	1	1	1	692818-8	Stoppning, V	Upholstery, L			314(
	1	1	1	1	692819-6	Stoppning, H	Upholstery, R			315(
45	5200	5200	5200	5200	678238-7	Kantskyddslist	Edge moulding		2 X 2600	316(
46	5200	5200	5200	5200	678238-7	Kantskyddslist	Edge moulding		2 X 2600	317(
47	1	1	1	1	1204800-5	Innertak	Head lining		UTL	318(
	1	1	1	1	692702-4	Innertak, kmpl	Head lining, cpl		MTL	319(
	ERF	ERF	ERF	ERF	99755-1	•Trikåplast	•Plastic–coated fabric, elastic		METERVARA	3[illegible]
48	1	1	1	1	692081-3	Stoppning	Upholstery		MTL	322(
49	5	5	5	5	678274-2	Clips	Clip		MTL	3[illegible]
50	1	1	1	1	685542-3	Stoppning, V	Upholstery, L		MTL	32[illegible]
	1	1	1	1	685543-1	Stoppning, H	Upholstery, R		MTL	325(
51	2	2	2	2	666629-1	Plugg	Plug			3[illegible]
52	1	1	1	1	677517-5	Taksprygel	Roof bow		MTL	3[illegible]
53	1	1	1	1	681569-0	Taksprygel	Roof bow		MTL	328(
54	2	2	2	2	955126-8	Skruv	Screw		MTL	3[illegible]
55	2	2	2	2	1204599-3	Clips	Clip		UTL	3[illegible]
x 56	2	2	2	2	282098-3	Nackskydd	Head restraint with		7) (281439)	330(
	–	–	–	–		Klädsel	Black cover			331(
57	2	–	–	–	697481-0	Klädsel	Cover			332(
	–	2	–	–	697867-0	Klädsel	Cover			333(
	–	–	2	–	697666-6	Klädsel	Cover			334(
	–	–	–	2	697810-0	Klädsel	Cover			335(

7. Ej standardutrustning. Säljes som tillbehör. Non–standard equipment. Marked as accessory. Pas en équipement standard. Vendu comme accessoire. Nicht serienmässig, wird als Zubehör verkauft. No equipo standard. Se vende como accesorio.

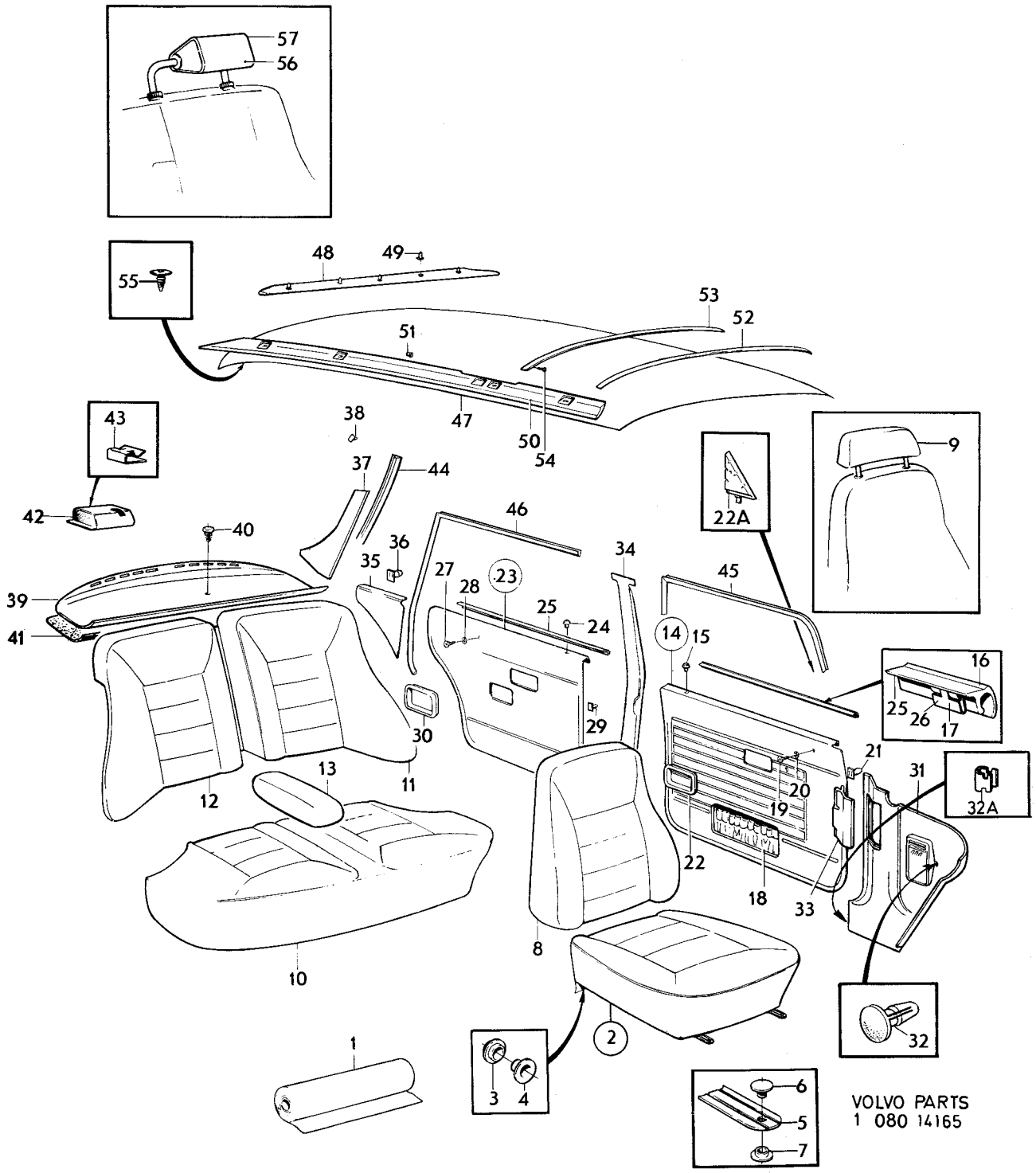

VOLVO PARTS
1 080 14165

Sida 194 Page | Grupp 8 Group | Innerklädsel klädselkombination 970 | Upholstery upholstery combination 970 | Illustration 14165 | 1975-12 | 2000

Pos. Fig.	Antal/Quantity 970				Detalj nr Part No	Benämning	Description	Sats Kit	Anmärkning Notes	
1	ERF	–	–	–		Läder, läderfärgat	Leather, hide	8		1010
	ERF	–	–	–	699290-3	Vävplast, läderfärgad	Plastic–coated fabric, hide		17) METERVARA	1020 1030
	–	–	–	–		Produktskylten stämplad 970	Designation plate stamped 970			1040 1050
–										1060
2	2	–	–	–	697462-0	Klädsel	Cover			1070
3	4	–	–	–	94944-6	•Knapp	•Button			1080
4	4	–	–	–	94945-3	•Hållare	•Retainer			1090
5	4	–	–	–	1224372-1	•Stropp	•Strap		(1204947).	1100
6	4	–	–	–	94944-6	••Knapp	••Button			1110
7	4	–	–	–	94945-3	••Hållare	••Retainer			1120
8	2	–	–	–	697464-6	Klädsel	Cover			1130
9	2	–	–	–	697698-9	Klädsel	Cover			1140
10	1	–	–	–	697466-1	Klädsel	Cover			1150
11	1	–	–	–	697468-7	Klädsel, V	Cover, L			1160
12	1	–	–	–	697469-5	Klädsel, H	Cover, R			1170
13	1	–	–	–	697470-3	Klädsel	Cover			1180
14	1	–	–	–	697474-5	Dörrpanel, V	Door panel, L			1190
	1	–	–	–	697475-2	Dörrpanel, H	Door panel, R			1200
15	2	–	–	–	677003-6	•Bussning	•Bushing			1210
16	2	–	–	–	1210425-3	•List, ämne	•Moulding, blank			1220
17	18	–	–	–	1210439-4	•Clips	•Clip			1230
18	600	–	–	–	1224099-0	•Resårband	•Rubber strap			1240
19	4	–	–	–	955156-5	Skruv	Screw			1250
20	4	–	–	–	959057-1	Bricka	Washer			1260
21	40	–	–	–	680097-3	Fäste	Anchorage			1270
22	2	–	–	–	1210476-6	Sarg	Frame			1280
22a	1	–	–	–	1204630-6	Panel, V	Panel, L			1285
	1	–	–	–	1204631-4	Panel, H	Panel, R			1286
23	1	–	–	–	697476-0	Dörrpanel, V	Door panel, L			1290
	1	–	–	–	697477-8	Dörrpanel, H	Door panel, R			1300
24	2	–	–	–	677003-6	•Bussning	•Bushing			1310
25	2	–	–	–	1210425-3	•List, ämne	•Moulding, blank			1320
26	16	–	–	–	1210439-4	•Clips	•Clip			1330
27	4	–	–	–	955154-0	Skruv	Screw			1340
28	4	–	–	–	959057-1	Bricka	Washer			1350
29	32	–	–	–	680097-3	Fäste	Anchorage			1360
30	2	–	–	–	1210476-6	Sarg	Frame			1370
31	1	–	–	–	1210666-2	Panel, V	Panel, L			1380
	1	–	–	–	1221109-0	Panel, H	Panel, R			1390
x 32	2	–	–	–	948185-4	Clips	Clip		(945790)	1400
32a	4	–	–	–	944385-4	Clips	Clip			1410
33	1	–	–	–	1207699-8	Lucka	Lid			1410
34	1	–	–	–	1204806-2	Panel, V	Panel, L		SBUR	1420
	1	–	–	–	1204824-5	Panel, V	Panel, L		SBMR	1430
	1	–	–	–	1204807-0	Panel, H	Panel, R		SBUR	1440
	1	–	–	–	1204825-2	Panel, H	Panel, R		SBMR	1450
35	1	–	–	–	697478-6	Panel, V	Panel, L			1460
	1	–	–	–	697479-4	Panel, H	Panel, R			1470
36	2	–	–	–	680097-3	Clips	Clip			1480
37	1	–	–	–	697718-5	Panel, V	Panel, L		UTL	1490
	1	–	–	–	695610-6	Panel, V	Panel, L		MTL	1500
	1	–	–	–	697719-3	Panel, H	Panel, R		UTL	1510
	1	–	–	–	695611-4	Panel, H	Panel, R		MTL	1520
38	8	–	–	–	680097-3	Fäste	Anchorage			1530
39	1	–	–	–	1210876-7	Hatthylla	Hat shelf		EXCL USA, CAN	2010
	1	–	–	–	1221046-4	Hatthylla	Hat shelf		USA, CAN	2020
40	2	–	–	–	1221346-8	Fäste	Anchorage			2030
41	1	–	–	–	1213462-3	Isoleringsmatta, V	Insulating matting, L			2040

17. Enhet kvadrat meter. Metervarans bredd 130. Unit: Square metres. Width of material 130. Unité, en mètres carrés. Au mètre, de largeur 130. Einheit, Quadratmeter. Breit der Meterware 130. Unidad, en metros cuardos. Por metro, ancho 130.

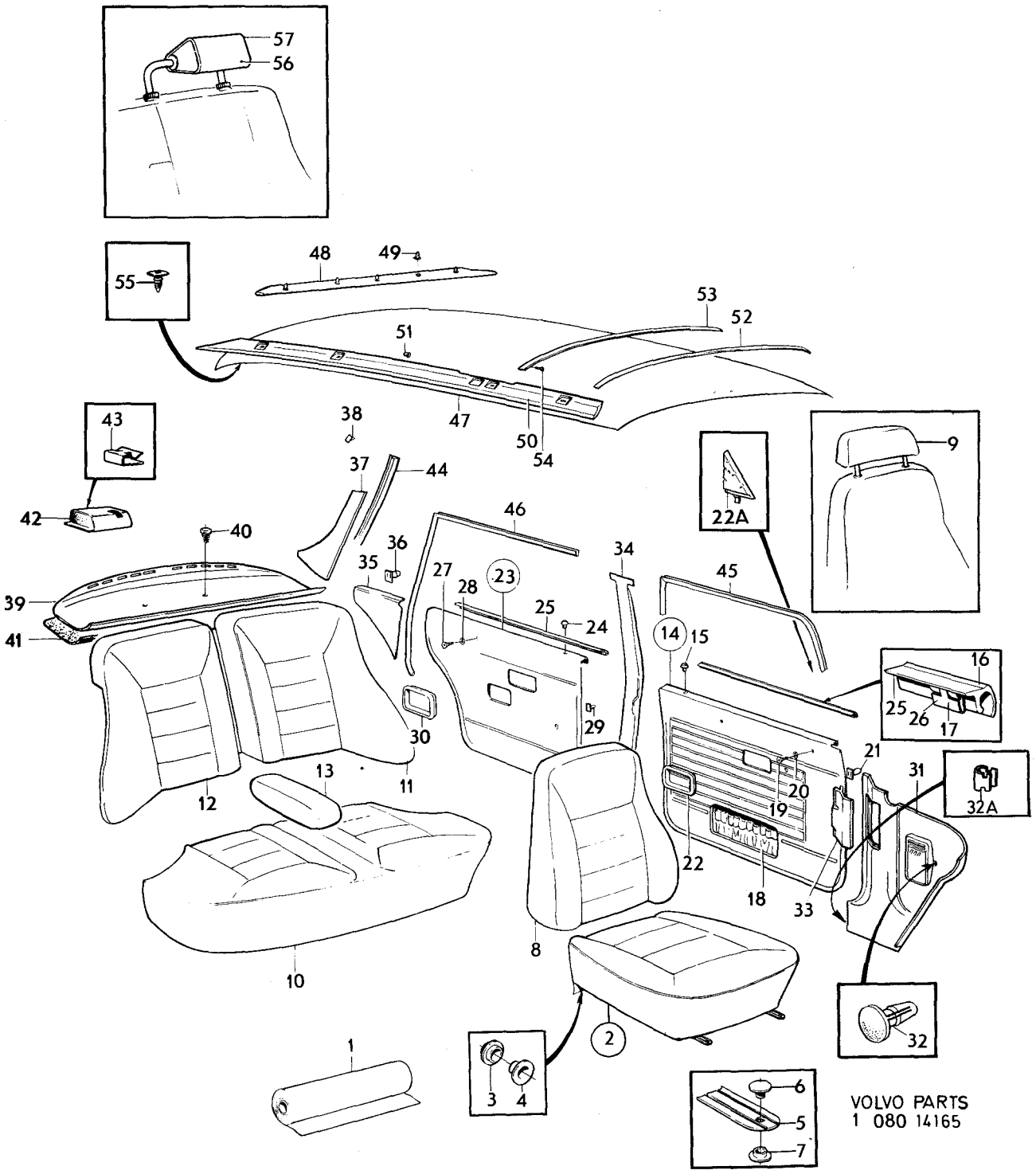

VOLVO PARTS
1 080 14165

Sida / Page	Grupp / Group	Innerklädsel / Upholstery		Illustration	
196	8	klädselkombination 970	upholstery combination 970	14165	2000
				1975-12	

Pos. Fig.	Antal/Quantity 970				Detalj nr Part No	Benämning	Description	Sats Kit	Anmärkning Notes	
	1	–	–	–	1213463-1	Isoleringsmatta, H	Insulating matting, R			2050
	1	–	–	–	1213476-3	Isoleringsmatta, mitt	Insulating matting centre			2060
42	1	–	–	–	1210580-5	Kåpa, säkerhetsbälte, V	Casing, safety belt, L		USA, CAN	2070
	1	–	–	–	1210581-3	Kåpa, säkerhetsbälte, H	Casing, safety belt, R		USA, CAN	2080
43	2	–	–	–	1221347-6	Clips	Clip			2090
44	1	–	–	–	692818-8	Stoppning, V	Upholstery, L			2100
	1	–	–	–	692819-6	Stoppning, H	Upholstery, R			2110
45	5200	–	–	–	678238-7	Kantskyddslist	Edge moulding		2 X 2600	2120
46	5200	–	–	–	678238-7	Kantskyddslist	Edge moulding		2 X 2600	2130
47	1	–	–	–	1204800-5	Innertak	Head lining		UTL	2140
	1	–	–	–	692702-4	Innertak, kmpl	Head lining, cpl		MTL	2150
	ERF	–	–	–	99755-1	•Trikåplast	•Plastic–coated fabric elastic		METERVARA	2160
48	1	–	–	–	692081-3	Stoppning	Upholstery		MTL	2180
49	5	–	–	–	678274-2	Clips	Clip		MTL	2190
50	1	–	–	–	685542-3	Stoppning, V	Upholstery, L		MTL	2200
	1	–	–	–	685543-1	Stoppning, H	Upholstery, R		MTL	2210
51	2	–	–	–	666629-1	Plugg	Plug			2220
52	1	–	–	–	677517-5	Taksprygel	Roof bow		MTL	2230
53	1	–	–	–	681569-0	Taksprygel	Roof bow		MTL	2240
54	2	–	–	–	955126-8	Skruv	Screw		MTL	2250
55	2	–	–	–	1204599-3	Clips	Clip		UTL	2260
x 56	2	–	–	–	282098-3	Nackskydd med svart	Head restraint with		7) (281439)	2270
	–	–	–	–		Klädsel	Black cover			2280
57	2	–	–	–	697481-0	Klädsel	Cover			2290

7. Ej standardutrustning. Säljes som tillbehör. Non–standard equipment. Marked as accessory. Pas en équipement standard. Vendu comme accessoire. Nicht serienmässig, wird als Zubehör verkauft. No equipo standard. Se vende como accesorio.

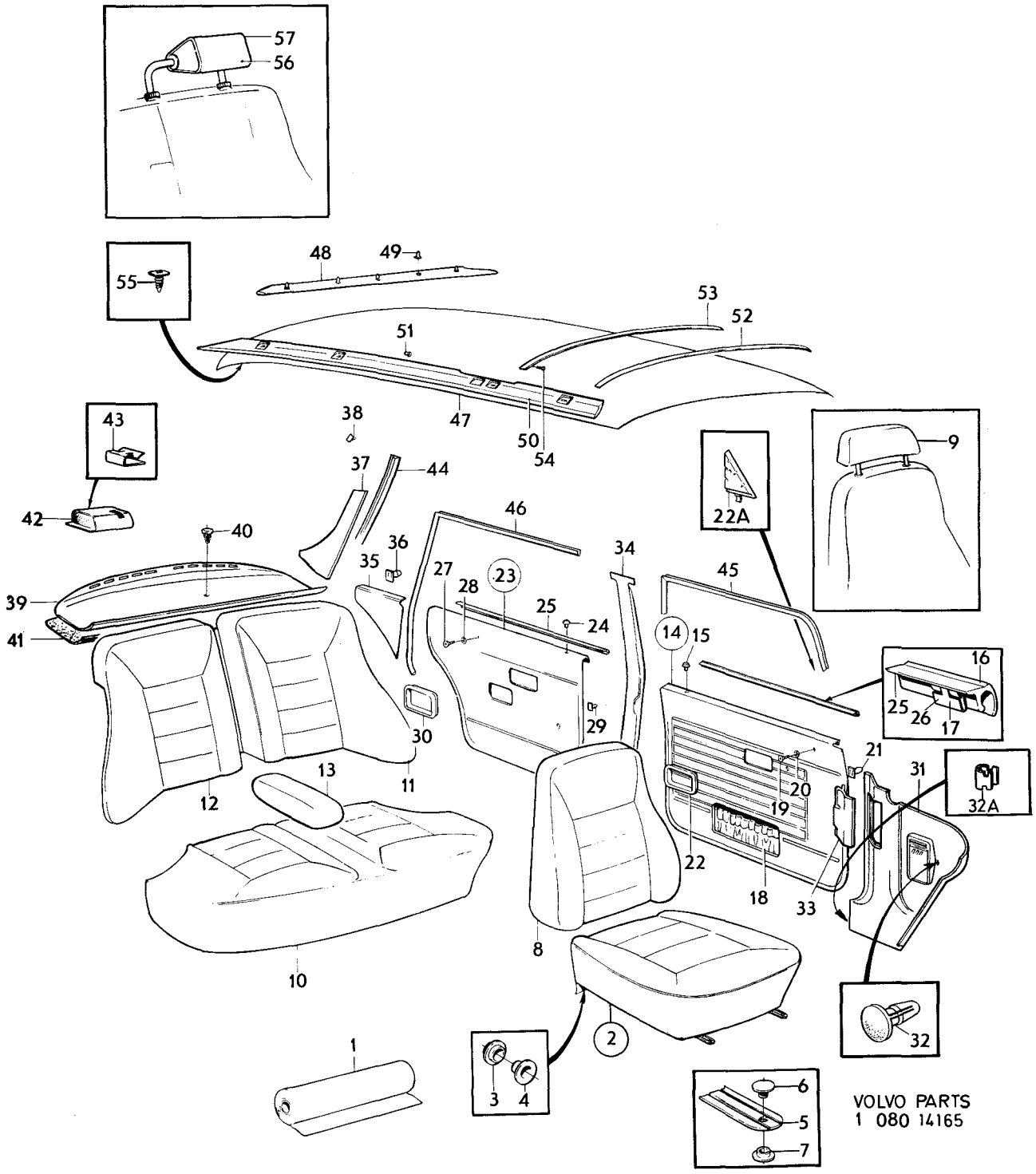

VOLVO PARTS
1 080 14165

Sida 198 Page | Grupp 8 Group | Innerklädsel, klädselkombination, 0971, 0972, 0973, 0974. | Upholstery, upholstery combination. 0971, 0972, 0973, 0974. | Illustration 14166 1975-12 | 201

Pos. Fig.	Antal/Quantity 971	972	973	974	Detalj nr Part No	Benämning	Description	Sats Kit	Anmärkning Notes	
1	ERF	–	–	–		Läder, svart	Leather, black	8		002(
	ERF	–	–	–	699419-8	Trikåplast, svart	Plastic–coated fabric, elastic, black		28) METERVARA	004(
										005(
	–	–	–	–		Produktskylten stämplad 0971	Designation plate stamped 0971			006(
										008(
										009(
	–	ERF	–	–		Läder, beige	Leather, beige	8		010(
	–	ERF	–	–	699353-9	Trikåplast, beige	Plastic–coated fabric, elastic, beige		28) METERVARA	012(
										013(
	–	–	–	–		Produktskylten stämplad 0972	Designation plate stamped 0972			014(
										016(
	–	–	ERF	–	699344-8	Tyg, kopparfärg	Material, coppercoloured		29) METERVARA	[illegible]
	–	–	–	–		Produktskylten stämplad 0973	Designation plate stamped 0973			020(
										[illegible]
	–	–	–	ERF	699346-3	Tyg, brun	Material, brown		29). METERVARA	024(
	–	–	–	–		Produktskylten stämplad 0974	Designation plate stamped 0974			[illegible]
										029(
2	2	–	–	–	698577-4	Klädsel	Cover			[illegible]
	–	2	–	–	698601-2	Klädsel	Cover			[illegible]
	–	–	2	–	698600-4	Klädsel	Cover			034(
	–	–	–	2	698599-8	Klädsel	Cover			036(
3	2	–	–	–	698579-0	Klädsel	Cover			038(
	–	2	–	–	698605-3	Klädsel	Cover			040(
	–	–	2	–	698604-6	Klädsel	Cover			042(
	–	–	–	2	698603-8	Klädsel	Cover			044(
4	1	–	–	–	698582-4	Klädsel	Cover			046(
	–	1	–	–	698613-7	Klädsel	Cover			048(
	–	–	1	–	698612-9	Klädsel	Cover			050(
	–	–	–	1	698611-1	Klädsel	Cover			052(
5	1	–	–	–	698584-0	Klädsel	Cover			054(
	–	1	–	–	698617-8	Klädsel	Cover			056(
	–	–	1	–	698616-0	Klädsel	Cover			058(
	–	–	–	1	698615-2	Klädsel	Cover			060(
6	1	–	–	–	698586-5	Klädsel	Cover			062(
	–	1	–	–	698621-0	Klädsel	Cover			064(
	–	–	1	–	698620-2	Klädsel	Cover			[illegible]
	–	–	–	1	698619-4	Klädsel	Cover			[illegible]
7	1	–	–	–	698932-1	Dörrpanel, V	Door panel, L			070(
	–	1	–	–	698934-7	Dörrpanel, V	Door panel, L			[illegible]
	–	–	1	–	698630-1	Dörrpanel, V	Door panel, L			[illegible]
	–	–	–	1	698629-3	Dörrpanel, V	Door panel, L			076(
	1	–	–	–	698933-9	Dörrpanel, H	Door panel, R			[illegible]
	–	1	–	–	698935-4	Dörrpanel, H	Door panel, R			[illegible]
	–	–	1	–	698632-7	Dörrpanel, H	Door panel, R			082(
	–	–	–	1	698631-9	Dörrpanel, H	Door panel, R			[illegible]
8	2	2	2	2	677003-6	•Bussning	•Bushing			[illegible]
9	2	2	2	2	1210425-3	•List, (ämne)	•Moulding, (blank)			088(
10	18	18	18	18	1210439-4	•Clips	•Clip			090(
11	600	600	600	600	1224099-0	•Resårband	•Rubber strap			092(
12	40	40	40	40	680097-3	Fäste	Anchorage			098(
13	2	2	2	2	1210476-6	Sarg	Frame			100(
14	1	1	1	1	1204630-6	Panel, V	Panel, L			102(
	1	1	1	1	1204631-4	Panel, H	Panel, R			104(
15	1	–	–	–	698936-2	Dörrpanel, V	Door panel, L			120(
	–	1	–	–	698938-8	Dörrpanel, V	Door panel, L			122(

28. Enhet kvadratmeter. Metervarans bredd 150. Unit, square metres. Width of material 150. Unité, en mètres carrés. Au mètres, de largeur 150. Einheit, Quadratmeter. Breite der Meterware 150. Unidad, en metros cuardos. Por metro, ancho 150.

29. Enhet längdmeter. Metervarans bredd 130. Unit linear metres. Width of material 130. Unité, en mètres. Au mètres, de largeur 130. Einheit, laufendes Meter. Breite der Meterware 130. Unidad, en metros. Por metro, ancho 130.

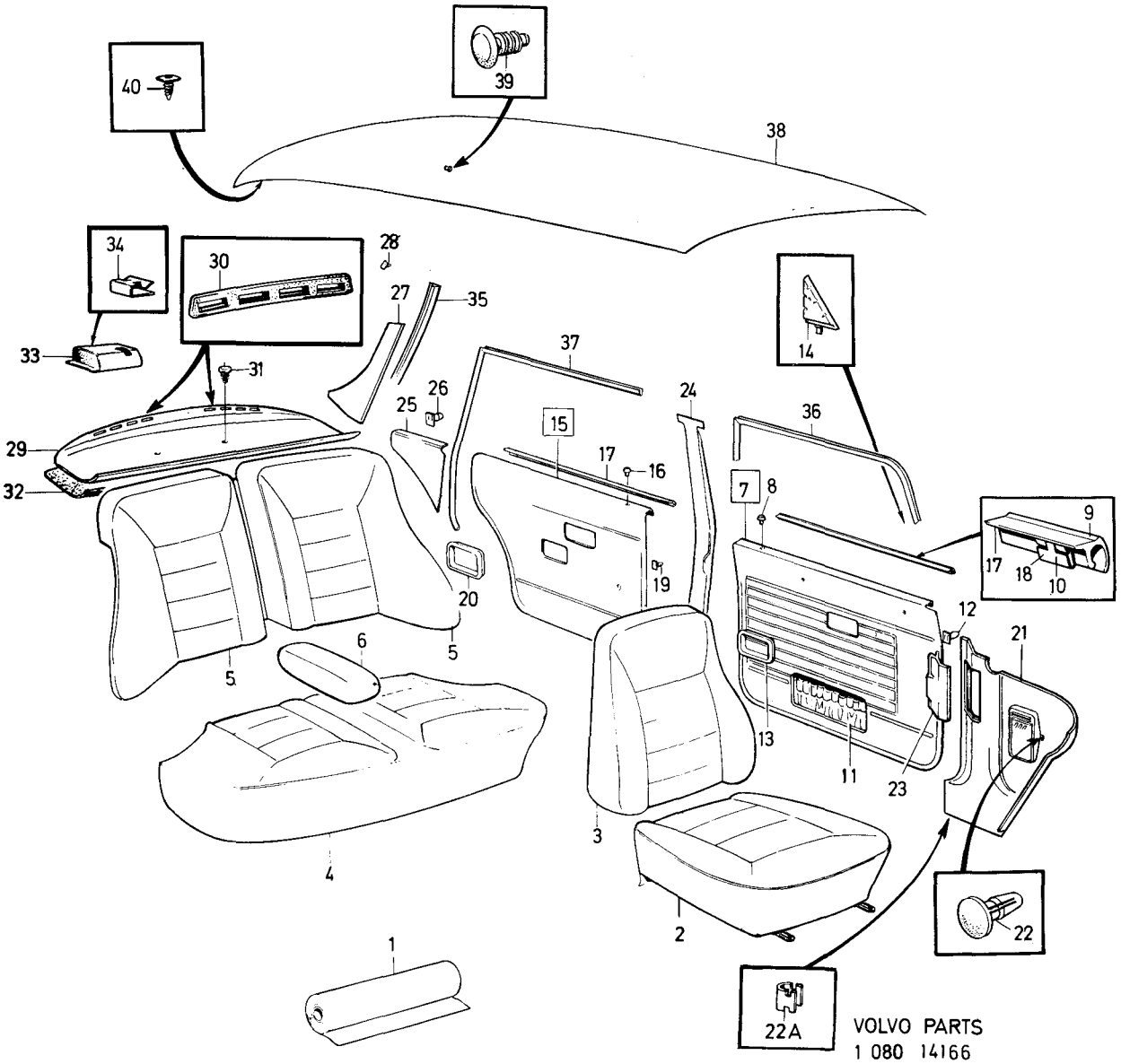

VOLVO PARTS
1 080 14166

Sida 200 Page | Grupp 8 Group | Innerklädsel, klädselkombination, 0971, 0972, 0973, 0974. | Upholstery, upholstery combination. 0971, 0972, 0973, 0974. | Illustration 14166 1975-12 | 201

Pos. Fig.	Antal/Quantity 971	972	973	974	Detalj nr Part No	Benämning	Description	Sats Kit	Anmärkning Notes	
	–	–	1	–	698634-3	Dörrpanel, V	Door panel, L			124
	–	–	–	1	698633-5	Dörrpanel, V	Door panel, L			126
	1	–	–	–	698937-0	Dörrpanel, H	Door panel, R			128
	–	1	–	–	698939-6	Dörrpanel, H	Door panel, R			130
	–	–	1	–	698636-8	Dörrpanel, H	Door panel, R			132
	–	–	–	1	698635-0	Dörrpanel, H	Door panel, R			134
16	2	2	2	2	677003-6	•Bussning	•Bushing			136
17	2	2	2	2	1210425-3	•List, (ämne)	•Moulding, (blank)			138
18	16	16	16	16	1210439-4	•Clips	•Clip			140
19	32	32	32	32	680097-3	Fäste	Anchorage			146
20	2	2	2	2	1210476-6	Sarg	Frame			148
21	1	1	1	1	1210666-2	Panel, V	Panel, L			1
	1	1	1	1	1221109-0	Panel, H	Panel, R			
x 22	2	2	2	2	948185-4	Clips	Clip		(945790)	154
22a	4	4	4	4	944385-4	Clips	Clip			
x 23	1	1	1	1	1224199-8	Lucka	Lid		CH – 143026	156
x	1	1	1	1	1224842-3	Lucka	Lid		CH 143027 –	156
24	1	1	1	1	1204806-2	Panel, V	Panel, L		SBUR.	1
	1	1	1	1	1204824-5	Panel, V	Panel, L		SBMR CH – 149645	
x	1	1	1	1	1224517-1	Panel, V	Panel, L		SBMR CH 149646 –	160
	1	1	1	1	1204807-0	Panel, H	Panel, R		SBUR.	1
	1	1	1	1	1204825-2	Panel, H	Panel, R		SBMR CH – 149645	
x	1	1	1	1	1224518-9	Panel, H	Panel, R		SBMR CH 149646 –	164
25	1	–	–	–	697820-9	Panel, V	Panel, L			166
	–	1	–	–	698942-0	Panel, V	Panel, L			168
	–	–	1	–	698642-6	Panel, V	Panel, L			170
	–	–	–	1	698974-3	Panel, V	Panel, L			172
	1	–	–	–	697821-7	Panel, H	Panel, R			174
	–	1	–	–	698943-8	Panel, H	Panel, R			176
	–	–	1	–	698644-2	Panel, H	Panel, R			178
	–	–	–	1	698975-0	Panel, H	Panel, R			180
26	2	2	2	2	680097-3	Clips	Clip			182
27	1	1	1	1	697718-5	Panel, V	Panel, L		UTL.	184
	1	1	1	1	695610-6	Panel, V	Panel, L		MTL.	186
	1	1	1	1	697719-3	Panel, H	Panel, R		UTL.	188
	1	1	1	1	695611-4	Panel, H	Panel, R		MTL.	190
28	8	8	8	8	680097-3	Fäste	Anchorage			192
29	1	–	–	–	1224392-9	Hatthylla	Hat shelf			194
	–	1	–	–	1224398-6	Hatthylla	Hat shelf			196
	–	–	1	–	1224399-4	Hatthylla	Hat shelf			198
	–	–	–	1	1224397-8	Hatthylla	Hat shelf			200
30	2	2	2	2	1224339-0	•Kuliss	•Coulisse			2
31	2	2	2	2	1221346-8	Fäste	Anchorage			204
32	1	1	1	1	1213462-3	Isoleringsmatta, V	Insulating matting, L			206
	1	1	1	1	1213463-1	Isoleringsmatta, H	Insulating matting, R			208
	1	1	1	1	1213476-3	Isoleringsmatta, mitt	Insulating matting centre			2
33	1	1	1	1	1210580-5	Kåpa,säkerhetsbälte, V	Casing, safety belt, L			212
	1	1	1	1	1210581-3	Kåpa,säkerhetsbälte, h.	Casing, safety belt, R			214
34	2	2	2	2	1221347-6	Clips	Clip			2
35	1	1	1	1	692818-8	Stoppning, V	Upholstery, L			218
	1	1	1	1	692819-6	Stoppning, H	Upholstery, R			220
36	5200	5200	5200	5200	678238-7	Kantskyddslist	Edge moulding		2X2600.	222
37	5200	5200	5200	5200	678238-7	Kantskyddslist	Edge moulding		2X2600.	224
38	1	1	1	1	1204800-5	Innertak	Head lining		UTL.	226
	1	1	1	1	1204980-5	Innertak	Head lining		MTL.	228
39	2	2	2	2	666629-1	Plugg	Plug			230
40	3	3	3	3	1204599-3	Clips	Clip			232

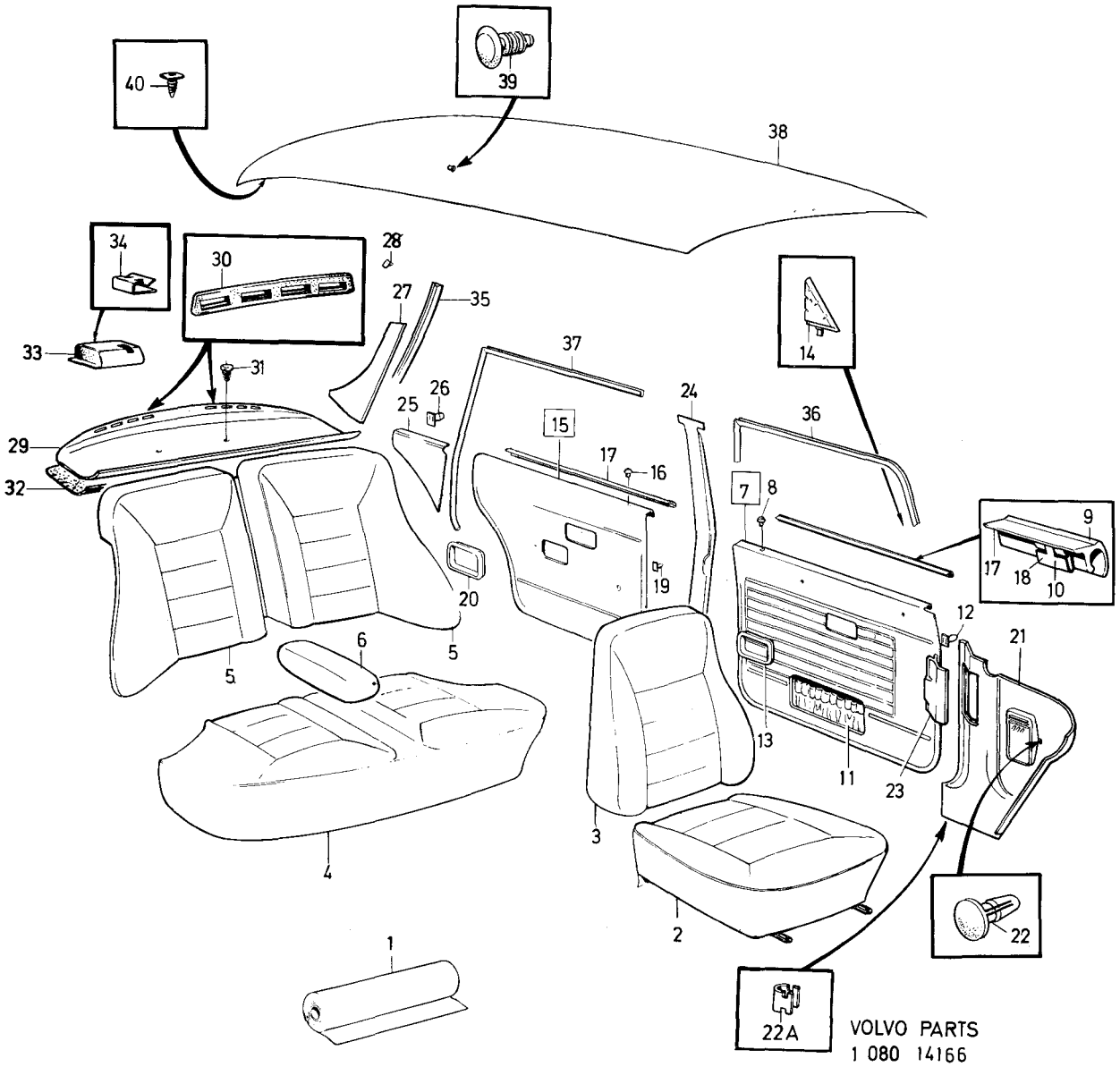

VOLVO PARTS
1 080 14166

Sida 202 Page | Grupp 8 Group | Innerklädsel, klädselkombination, 0975. | Upholstery, upholstery combination, 0975. | Illustration 14166 | 1975-12 | 2030

Pos. Fig.	Antal/Quantity 975				Detalj nr Part No	Benämning	Description	Sats Kit	Anmärkning Notes	
1	ERF	–	–	–		Läder, blå metallic	Leather, blue metalic			0020
	ERF	–	–	–	699304-2	Trikåplast, blå metallic	Plastic–coated fabric, elastic, blue metal		28) METERVARA	0040 0041
	–	–	–	–		Produktskylten stämplad 0975	Designation plate stamped 0975			0060 0080 0090
2	2	–	–	–	698602-0	Klädsel	Cover			0100
3	2	–	–	–	698606-1	Klädsel	Cover			0120
4	1	–	–	–	698614-5	Klädsel	Cover			0140
5	1	–	–	–	698618-6	Klädsel	Cover			0160
6	1	–	–	–	698622-8	Klädsel	Cover			0180
7	1	–	–	–	698595-6	Dörrpanel, V	Door panel, L			02
	1	–	–	–	698596-4	Dörrpanel, H	Door panel, R			022
8	2	–	–	–	677003-6	•Bussning	•Bushing			0240
9	2	–	–	–	1210425-3	•List, (ämne)	•Moulding, (blank)			02
10	18	–	–	–	1210439-4	•Clips	•Clip			028
11	600	–	–	–	1224099-0	•Resårband	•Rubber strap			0300
12	40	–	–	–	680097-3	Fäste	Anchorage			03
13	2	–	–	–	1210476-6	Sarg	Frame			03
14	1	–	–	–	1204630-6	Panel,V	Panel, L			0360
	1	–	–	–	1204631-4	Panel, H	Panel, R			03
15	1	–	–	–	698597-2	Dörrpanel, V	Door panel, L			040
	1	–	–	–	698598-0	Dörrpanel, H	Door panel, R			0420
16	2	–	–	–	677003-6	•Bussning	•Bushing			0440
17	2	–	–	–	1210425-3	•List, (ämne)	•Moulding, (blank)			0460
18	16	–	–	–	1210439-4	•Clips	•Clip			0480
19	32	–	–	–	680097-3	Fäste	Anchorage			0500
20	2	–	–	–	1210476-6	Sarg	Frame			0520
21	1	–	–	–	1210666-2	Panel, V	Panel, L			0540
	1	–	–	–	1221109-0	Panel, H	Panel, R			0560
x 22	2	–	–	–	948185-4	Clips	Clip		(945790)	0580
22a	4	–	–	–	944385-4	Clips	Clip			0585
x 23	1	–	–	–	1224199-8	Lucka	Lid		CH –143026	0600
	–	–	–	–					(1207699)	0601
x	1	–	–	–	1224842-3	Lucka	Lid		CH 143027–	0605
24	1	–	–	–	1204806-2	Panel, V	Panel, L		SBUR.	0620
	1	–	–	–	1204824-5	Panel, V	Panel, L		SBMR CH –149645	0640
x	1	–	–	–	1224517-1	Panel, V	Panel, L		SBMR CH 149646–	0645
	1	–	–	–	1204807-0	Panel, H	Panel, R		SBUR.	06
	1	–	–	–	1204825-2	Panel, H	Panel, R		SBMR CH –149645	068
x	1	–	–	–	1224518-9	Panel, H	Panel, R		SBMR CH 149646–	0685
25	1	–	–	–	698591-5	Panel, V	Panel, L			07
	1	–	–	–	698592-3	Panel, H	Panel, R			0720
26	2	–	–	–	680097-3	Clips	Clip			0740
27	1	–	–	–	697718-5	Panel, V	Panel, L		UTL.	076
	1	–	–	–	695610-6	Panel, V	Panel, L		MTL.	07
	1	–	–	–	697719-3	Panel, H	Panel, R		UTL.	0800
	1	–	–	–	695611-4	Panel, H	Panel, R		MTL.	08
28	8	–	–	–	680097-3	Fäste	Anchorage			084
22a	4	–	–	–	944385-4	Clips	Clip			0850
29	1	–	–	–	1224393-7	Hatthylla	Hat shelf			0860
30	2	–	–	–	1224339-0	•Kuliss	•Coulisse			0880
31	2	–	–	–	1221346-8	Fäste	Anchorage			0900
32	1	–	–	–	1213462-3	Isoleringsmatta, V	Insulating matting, L			0920
	1	–	–	–	1213463-1	Isoleringsmatta, H	Insulating matting, R			0940
	1	–	–	–	1213476-3	Isoleringsmatta, mitt	Insulating matting centre			0960
33	1	–	–	–	1210580-5	Kåpa, säkerhetsbälte, V	Casing, safety belt, L			0980
	1	–	–	–	1210581-3	Kåpa, säkerhetsbälte, H	Casing, safety belt, R			1000
34	2	–	–	–	1221347-6	Clips	Clip			1020
35	1	–	–	–	692818-8	Stoppning, V	Upholstery, L			1040

28. Enhet kvadratmeter. Metervarans bredd 150. Unit, square metres. Width of material 150. Unité, en mètres carrés. Au mètres, de largeur 150. Einheit, Quadratmeter. Breite der Meterware 150. Unidad, en metros cuardos. Por metro, ancho 150.

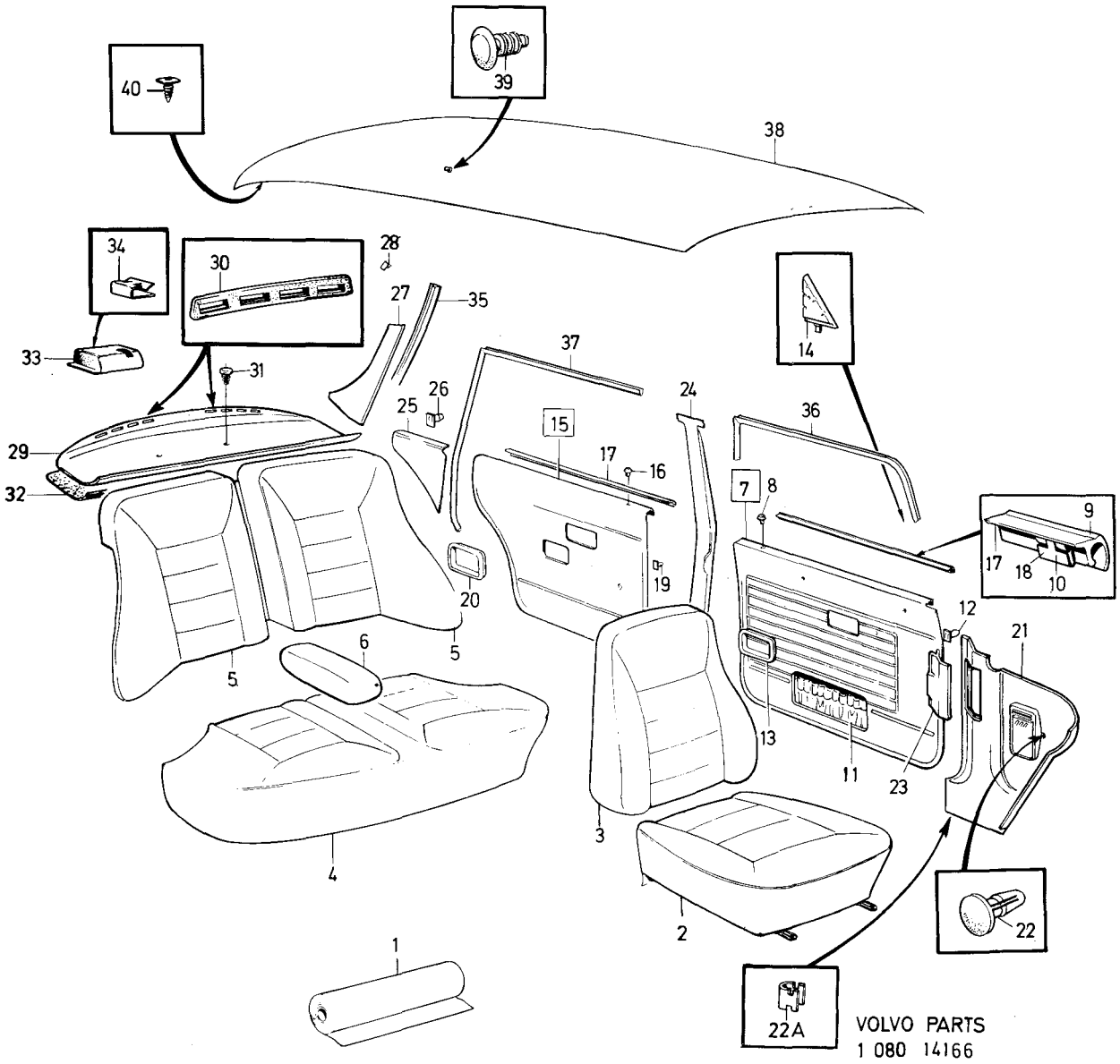

VOLVO PARTS
1 080 14166

Sida 204 Page | Grupp 8 Group | Innerklädsel, klädselkombination, 0975. | Upholstery, upholstery combination, 0975. | Illustration 14166 1975-12 | 2030

Pos. Fig.	Antal/Quantity 975				Detalj nr Part No	Benämning	Description	Sats Kit	Anmärkning Notes	
	1	–	–	–	692819-6	Stoppning, H	Upholstery, R			1060
36	5200	–	–	–	678238-7	Kantskyddslist	Edge moulding		2X2600.	1080
37	5200	–	–	–	678238-7	Kantskyddslist	Edge moulding		2X2600.	1100
38	1	–	–	–	1204800-5	Innertak	Head lining		UTL.	1120
	1	–	–	–	1204980-5	Innertak	Head lining		MTL.	1140
39	2	–	–	–	666629-1	Plugg	Plug			1160
40	3	–	–	–	1204599-3	Clips	Clip			1180

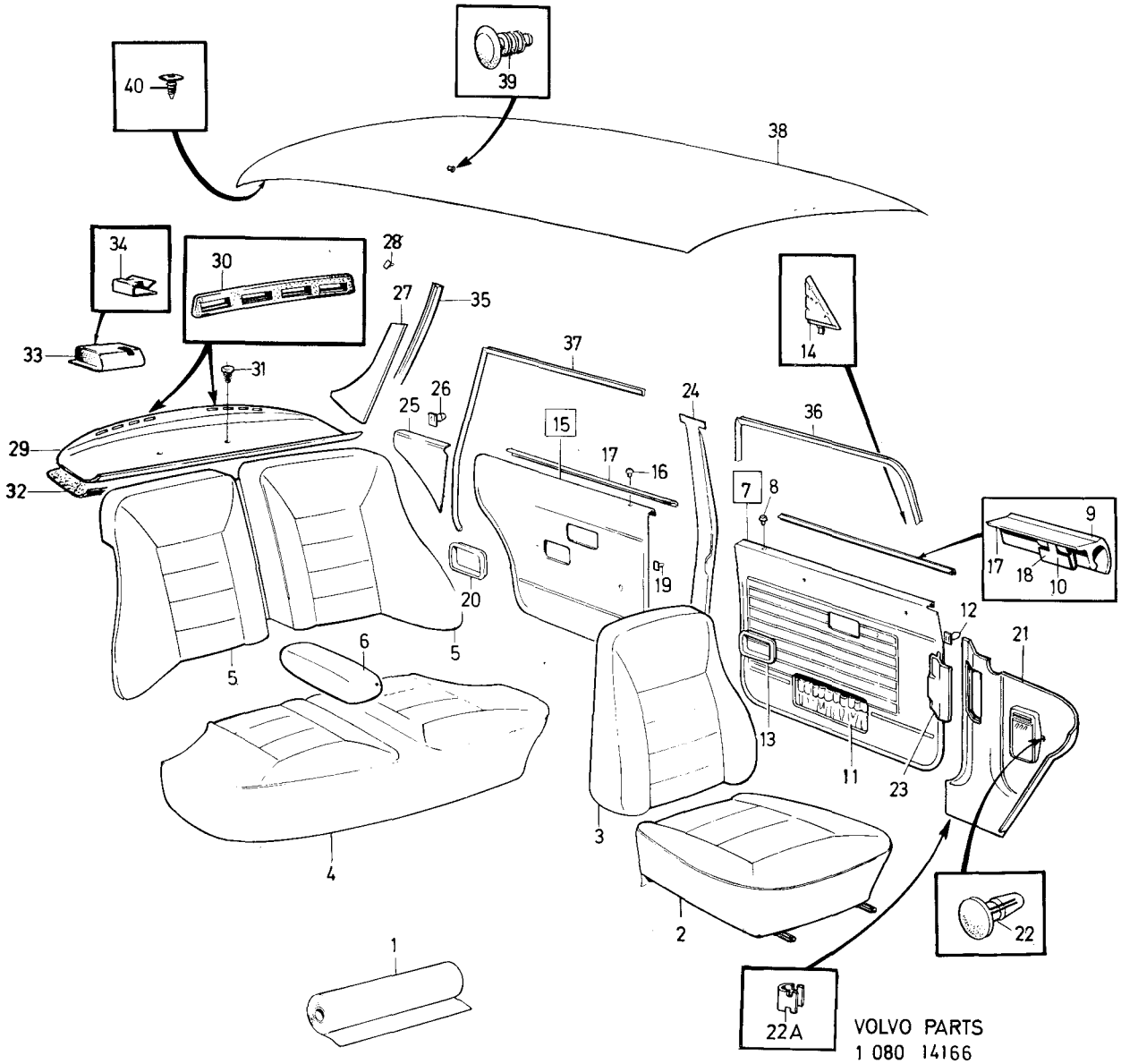

VOLVO PARTS
1 080 14166

Sida 206 Page | Grupp 8 Group | Innerklädsel HS klädselkombination 906–908 | Upholstery HS upholstery combination 906–908 | Illustration 6588 1975-12

Pos. Fig.	Antal/Quantity 906	907	908		Detalj nr Part No	Benämning	Description	Sats Kit	Anmärkning Notes	
1	ERF	–	–	–	99798-1	Tyg, beige	Material, beige		14)	0020
	ERF	–	–	–		Vävplast, beige	Plastic–coated fabric, beige	8		0040 0060
	–	–	–	–		Produkskylten stämplad 906–592	Designation plate stamped 906–592			0080 0100 0120
	–	ERF	–	–	99799-9	Tyg, grått	Material, grey		14)	0140
	–	ERF	–	–		Vävplast, grå	Plastic–coated fabric	8		0160
	–	–	–	–		Produktskylten stämplad 907–593	Designation plate stamped 907–593			0180 0200 0220
	–	–	ERF	–	99800-5	Tyg, ljusblått	Material, light blue		14)	
	–	–	ERF	–		Vävplast, ljusblå	Plastic–coated fabric	8		
	–	–	–	–		Produktskylten stämplad 908–594	Designation plate stamped 908–594			0280 0320
2	1	–	–	–	692674-5	Klädsel	Cover			0340
	–	1	–	–	692675-2	Klädsel	Cover			
	–	–	1	–	692676-0	Klädsel	Cover			
3	10	10	10	–	94944-6	•Knapp	•Button			0400
4	10	10	10	–	94945-3	•Hållare	•Retainer			
5	1	–	–	–	692680-2	Klädsel	Cover			
	–	1	–	–	692681-0	Klädsel	Cover			0460
	–	–	1	–	692682-8	Klädsel	Cover			0480
6	1	–	–	–	692345-2	Klädsel	Cover			0500
	–	1	–	–	692348-6	Klädsel	Cover			0520
	–	–	1	–	692351-0	Klädsel	Cover			0540
7	1	–	–	–	692346-0	Klädsel, V	Cover, L			0560
	–	1	–	–	692349-4	Klädsel, V	Cover, L			0580
	–	–	1	–	692352-8	Klädsel, V	Cover, L			0600
8	1	–	–	–	692347-8	Klädsel, H	Cover, R			0620
	–	1	–	–	692350-2	Klädsel, H	Cover, R			0640
	–	–	1	–	692353-6	Klädsel, H	Cover, R			0660
9	1	–	–	–	692357-7	Klädsel	Cover			0680
	–	1	–	–	692358-5	Klädsel	Cover			0700
	–	–	1	–	692359-3	Klädsel	Cover			0720
10	1	–	–	–	692363-5	Dörrpanel, V	Door panel, L			0740
	–	1	–	–	692365-0	Dörrpanel, V	Door panel, L			0760
	–	–	1	–	692367-6	Dörrpanel, V	Door panel, L			
	1	–	–	–	692364-3	Dörrpanel, H	Door panel, R			
	–	1	–	–	692366-8	Dörrpanel, H	Door panel, R			0820
	–	–	1	–	692368-4	Dörrpanel, H	Door panel, R			
11	2	2	2	–	677003-6	•Bussning	•Bushing			0860
12	2	2	2	–	678198-3	•List	•Moulding			0880
13	10	10	10	–	678201-5	•Clips	•Clip			
14	8	8	8	–	942188-4	•Clips	•Clip			
15	2	2	2	–	680652-5	•Prydnadslist	•Trim moulding			0940
16	6	6	6	–	680730-9	•Clips	•Clip			
17	40	40	40	–	680097-3	Fäste	Anchorage			
18	2	2	2	–	678096-9	Ram	Frame			1000
19	2	2	2	–	677950-8	Sarg	Frame			1020
20	4	4	4	–	955156-5	Skruv	Screw			1040
21	4	4	4	–	959057-1	Bricka	Washer			1060
22	1	–	–	–	692369-2	Dörrpanel, V	Door panel, L			1080
	–	1	–	–	692371-8	Dörrpanel, V	Door panel, L			1100
	–	–	1	–	692373-4	Dörrpanel, V	Door panel, L			1120
	1	–	–	–	692370-0	Dörrpanel, H	Door panel, R			1140
	–	1	–	–	692372-6	Dörrpanel, H	Door panel, R			1160
	–	–	1	–	692374-2	Dörrpanel, H	Door panel, R			1180
23	2	2	2	–	677003-6	•Bussning	•Bushing			1200

14. Enhet längdmeter. Metervarans bredd 150. Unit, linear metres. Width of material 150. Unité, en mètres. Au mètre, de largeur 150. Einheit, laufendes Meter. Breite der Meterware 150. Unidad, en metros. Por metro, ancho 150.

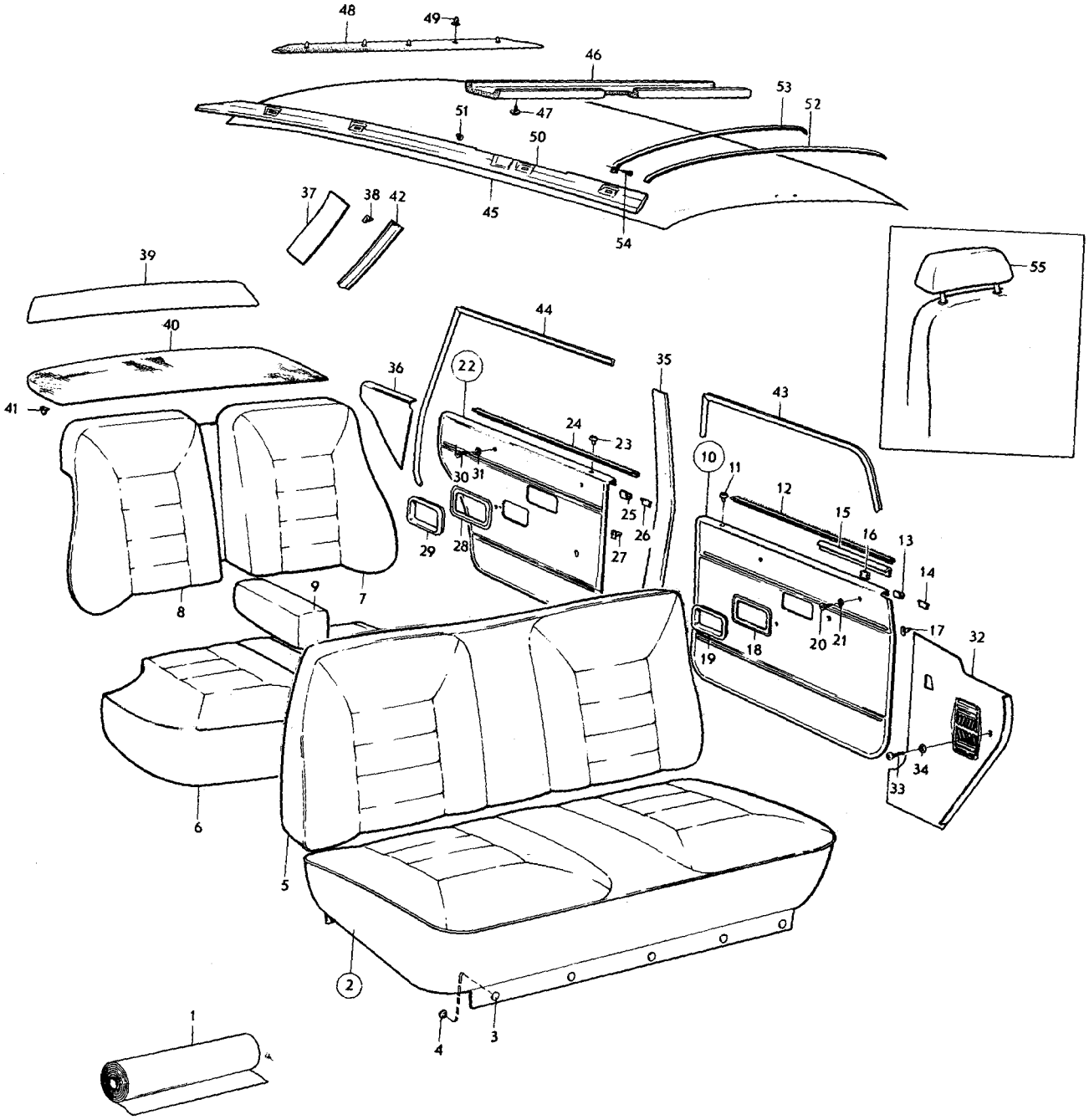
48
49
46
53
52
51
47
50
45
54
37
38
42
39
40
41
44
36
22
35
43
24
23
10
11
12
15
16
13
14
17
32
30
31
25
26
29
28
27
9
7
8
19
18
20
21
34
33
6
5
2
4
3
1
55
VOLVO
KA 6588

Sida 208 Page | Grupp 8 Group | Innerklädsel HS klädselkombination 906–908 | Upholstery HS upholstery combination 906–908 | Illustration 6588 1975-12

Pos. Fig.	Antal/Quantity 906	907	908		Detalj nr Part No	Benämning	Description	Sats Kit	Anmärkning Notes
24	2	2	2	–	678199-1	•List	•Moulding		
25	12	12	12	–	678201-5	•Clips	•Clip		
26	10	10	10	–	942188-4	•Clips	•Clip		(648188)
27	32	32	32	–	680097-3	Fäste	Anchorage		
28	2	2	2	–	678096-9	Ram	Frame		
29	2	2	2	–	677950-8	Sarg	Frame		
30	4	4	4	–	955154-0	Skruv	Screw		
31	4	4	4	–	959057-1	Bricka	Washer		
32	1	1	1	–	681880-1	Panel, V	Panel, L		
	1	1	1	–	681881-9	Panel, H	Panel, R		
33	4	4	4	–	955127-6	Skruv	Screw		
34	3	3	3	–	960138-6	Bricka	Washer		
35	1	1	1	–	1204824-5	Panel, V	Panel, L		(680323) SBMR
	1	1	1	–	681615-1	Panel, V	Panel, L		SBUR
	1	1	1	–	1204825-2	Panel, H	Panel, R		(680324) SBMR
	1	1	1	–	681616-9	Panel, H	Panel, R		SBUR
36	1	–	–	–	692375-9	Panel, V	Panel, L		
	–	1	–	–	692377-5	Panel, V	Panel, L		
	–	–	1	–	692379-1	Panel, V	Panel, L		
	1	–	–	–	692376-7	Panel, H	Panel, R		
	–	1	–	–	692378-3	Panel, H	Panel, R		
	–	–	1	–	692380-9	Panel, H	Panel, R		
37	1	1	1	–	692691-9	Panel, V	Panel, L		
	1	1	1	–	692692-7	Panel, H	Panel, R		
38	8	8	8	–	680097-3	Fäste	Anchorage		
39	1	1	1	–	680327-4	Panel	Panel		
40	1	–	–	–	680274-8	Matta	Mat		
	–	1	–	–	693991-2	Matta	Mat		(680275)
	–	–	1	–	680276-3	Matta	Mat		
41	7	7	7	–	683258-8	Fäste	Anchorage		(680097)
42	1	1	1	–	692818-8	Stoppning, V	Upholstery, L		
	1	1	1	–	692819-6	Stoppning, H	Upholstery, R		
43	5200	5200	5200	–	678238-7	Kantskyddslist	Edge moulding		CH –30657 2X2600
	1	1	1	–	687701-3	Tätningslist, V	Seal moulding, L		CH30658–
	1	1	1	–	687702-1	Tätningslist, H	Seal moulding, R		CH30658–
44	5200	5200	5200	–	678238-7	Kantskyddslist	Edge moulding		2X2600
45	1	1	1	–	691865-0	Innertak	Head lining		UTL
	1	1	1	–	692702-4	Innertak	Head lining		MTL
	ERF	ERF	ERF	–	99755-1	•Trikåplast	•Plastic–coated fabric, (elastic)		17) METERVARA
46	1	1	1	–	692067-2	Stoppning	Upholstery		UTL
47	6	6	6	–	666629-1	Plugg	Plug		UTL
48	1	1	1	–	692081-3	Stoppning	Upholstery		
49	5	5	5	–	678274-2	Clips	Clip		
50	1	1	1	–	692397-3	Stoppning, V	Upholstery, L		CH –42909
	1	1	1	–	685542-3	Stoppning, V	Upholstery, L		CH42910–
	1	1	1	–	685543-1	Stoppning, H	Upholstery, R		(692398)
51	2	2	2	–	666629-1	Plugg	Plug		CH –42909
52	5	5	5	–	677517-5	Taksprygel	Roof bow		UTL
	1	1	1	–	677517-5	Taksprygel	Roof bow		MTL
53	1	1	1	–	681569-0	Taksprygel	Roof bow		MTL
54	2	2	2	–	955126-8	Skruv	Screw		MTL
55	2	–	–	–	692381-7	Klädsel	Cover		SPEC UTF 5356
	–	2	–	–	692382-5	Klädsel	Cover		SPEC UTF 5357
	–	–	2	–	692383-3	Klädsel	Cover		SPEC UTF 5358

17. Enhet kvadrat meter. Metervarans bredd 130. Unit: Square metres. Width of material 130. Unité, en mètres carrés. Au mètre, de largeur 130. Einheit, Quadratmeter. Breit der Meterware 130. Unidad, en metros cuardos. Por metro, ancho 130.

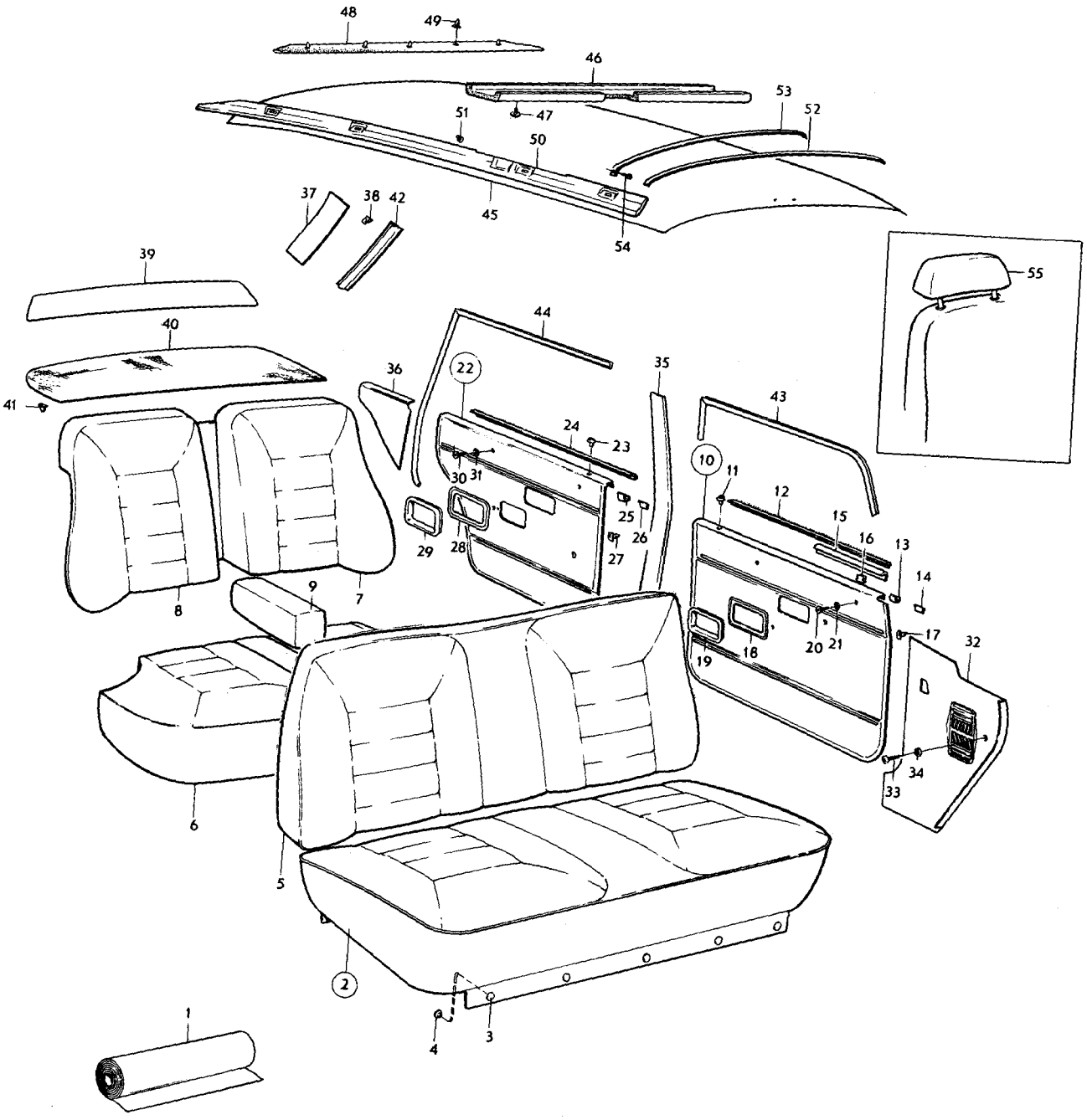

VOLVO
KA 6588

Sida 210 Page | Grupp 8 Group | Innerklädsel HS klädselkombination 918, 919, 923, 926 | Upholstery HS upholstery combination 918, 919, 923, 926 | Illustration 9662 1975-12 | 2050

Pos. Fig.	Antal/Quantity 918	919	923	926	Detalj nr Part No	Benämning	Description	Sats Kit	Anmärkning Notes	
1	ERF	–	–	–	99972-2	Vävplast, grå	Plastic–coated fabric, grey		17)	1010 1020
	ERF	–	–	–	99985-4	Tyg, grått	Material, grey		15)	1030
	–	–	–	–		Produktskylten stämplad 918–691	Designation plate stamped 918–691			1040 1050
–										1060
	–	ERF	–	–	99971-4	Vävplast, mellanblå	Plastic–coated fabric, blue		17)	1070 1080
	–	ERF	–	–	99983-9	Tyg, mellanblått	Material, blue		15)	1090
	–	–	–	–		Produktskylten stämplad 919–692	Designation plate stamped 919–692			1100 1110
–										1120
	–	–	ERF	–	99886-4	Vävplast, vinröd	Plastic–coated fabric, maroon		17)	1130 1140
	–	–	ERF	–	99986-2	Tyg, vinrött	Material maroon		15)	1150
	–	–	–	–		Produktskylten stämplad 923–696	Designation plate stamped 923–696			1160 1170
–										1180
	–	–	–	ERF	99963-1	Vävplast, beige	Plastic–coated fabric, beige		17)	1190 1200
	–	–	–	ERF	99982-1	Tyg, beige	Material, beige		15)	1210
	–	–	–	–		Produktskylten stämplad 926–699	Designation plate stamped 926–699			1220 1230
–										1240
2	1	–	–	–		Klädsel	Cover	8	(693643)	1250
	–	1	–	–		Klädsel	Cover	8	(693645)	1260
	–	–	1	–		Klädsel	Cover	8	(693649)	1270
	–	–	–	1		Klädsel	Cover	8	(695142)	1280
3	10	10	10	10	94944-6	•Knapp	•Button			1290
4	10	10	10	10	94945-3	•Hållare	•Retainer			1300
5	1	–	–	–		Klädsel	Cover	8	(693644)	1310
	–	1	–	–		Klädsel	Cover	8	(693646)	1320
	–	–	1	–		Klädsel	Cover	8	(693650)	1330
	–	–	–	1		Klädsel	Cover	8	(695143)	1340
6	1	–	–	–	693607-4	Klädsel	Cover		12)	1350
	1	–	–	–	695283-2	Klädsel	Cover		13)	1360
	–	1	–	–	693610-8	Klädsel	Cover		12)	1370
	–	1	–	–	695284-0	Klädsel	Cover		13)	1380
	–	–	1	–	693616-5	Klädsel	Cover		12)	1390
	–	–	1	–	695286-5	Klädsel	Cover		13)	1400
	–	–	–	1	695133-9	Klädsel	Cover		12)	1410
	–	–	–	1	695287-3	Klädsel	Cover		13)	1420
7	1	–	–	–	693608-2	Klädsel, V	Cover, L			1430
	–	1	–	–	693611-6	Klädsel, V	Cover, L			1440
	–	–	1	–	693617-3	Klädsel, V	Cover, L			1450
	–	–	–	1	695134-7	Klädsel, V	Cover, L			1460
8	1	–	–	–	693609-0	Klädsel, H	Cover, R			1470

12. Ch –22322 excl 21571, 21600, 21601, 21632, 21633, 21635, 21644, 21646, 21653, 21655, 21658, 21659, 21662, 21664–21695, 21698–21709, 21711–21715, 21717–21730, 21732–21735, 21738, 21739, 21741–21744, 21746–21748, 21750, 21751, 21753–21775, 21777–21780, 21782, 21784–21786, 21788–21793, 21795–21798, 21802, 21804–21810, 21812, 21815–21827, 21829–21835, 21837–23854, 21951–21958, 21960–22030, 22033–22039, 22041–22059, 22061–22063, 22065–22094, 22096–22106, 22108–22110, 22112–22137, 22139–22147, 22149–22176, 22178–22222, 22224–22307, 22309–22321.
13. Ch 22323 incl 21571, 21600, 21601, 21632, 21633, 21635, 21644, 21646, 21653, 21655, 21658, 21659, 21662, 21664–21695, 21698–21709, 21711–21715, 21717–21730, 21732–21735, 21738, 21739, 21741–21744, 21746–21748, 21750, 21751, 21753–21775, 21777–21780, 21782, 21784–21786, 21788–21793, 21795–21798, 21802, 21804–21810, 21812, 21815–21827, 21829–21835, 21837–23854, 21951–21958, 21960–22030, 22033–22039, 22041–22059, 22061–22063, 22065–22094, 22096–22106, 22108–22110, 22112–22137, 22139–22147, 22149–22176, 22178–22222, 22224–22304, 22309–22321.
15. Enhet längdmeter. Metervarans bredd 115. Unit, linear metres. Width of material 115. Unité, en mètres. Au mètre, de largeur 150. Einheit, laufendes Meter. Breite der Metervare 115. Unidad, en metros. Por metro, ancho 115.
17. Enhet kvadrat meter. Metervarans bredd 130. Unit: Square metres. Width of material 130. Unité, en mètres carrés. Au mètre, de largeur 130. Einheit, Quadratmeter. Breit der Meterware 130. Unidad, en metros cuardos. Por metro, ancho 130.

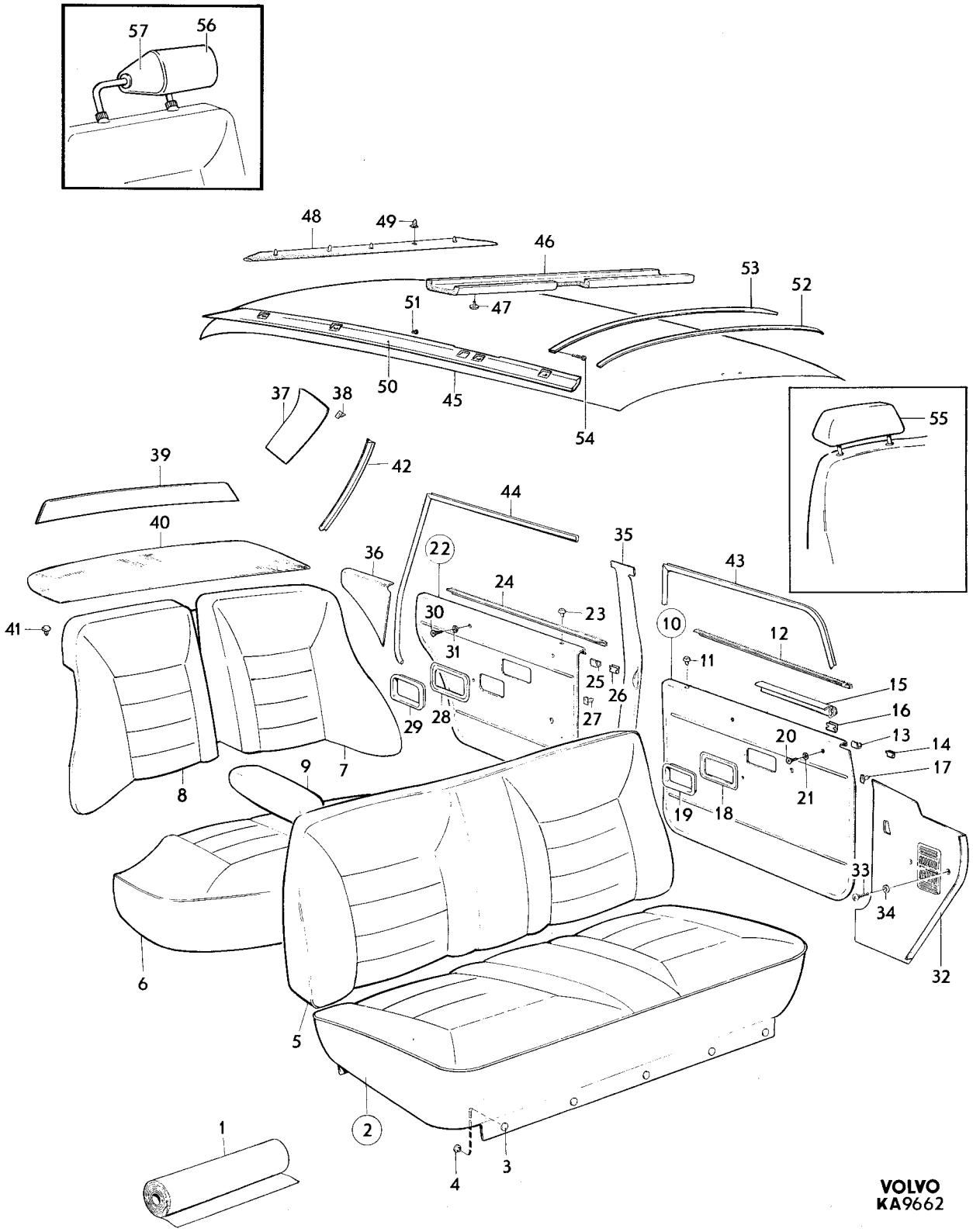

VOLVO
KA9662

Sida 212 Page | Grupp 8 Group | Innerklädsel HS klädselkombination 918, 919, 923, 926 | Upholstery HS upholstery combination 918, 919, 923, 926 | Illustration 9662 1975-12 | 2050

Pos. Fig.	Antal/Quantity 918	919	923	926	Detalj nr Part No	Benämning	Description	Sats Kit	Anmärkning Notes	
	–	1	–	–	693612-4	Klädsel, H	Cover, R			1480
	–	–	1	–	693618-1	Klädsel, H	Cover, R			1490
	–	–	–	1	695135-4	Klädsel, H	Cover, R			1500
9	1	–	–	–	693631-4	Klädsel	Cover			1510
	–	1	–	–	693632-2	Klädsel	Cover			1520
	–	–	1	–	693634-8	Klädsel	Cover			1530
	–	–	–	1	695139-6	Klädsel	Cover			1540
10	1	–	–	–	693659-5	Dörrpanel, V	Door panel, L			2007
	–	1	–	–		Dörrpanel, V	Door panel, L	8	(693661)	2008
	–	–	1	–	693665-2	Dörrpanel, V	Door panel, L			2009
	–	–	–	1	695146-1	Dörrpanel, V	Door panel, L			2010
	1	–	–	–	693660-3	Dörrpanel, H	Door panel, R			2[illegible]
	–	1	–	–		Dörrpanel, H	Door panel, R	8	(693662)	2[illegible]
	–	–	1	–	693666-0	Dörrpanel, H	Door panel, R			2013
	–	–	–	1	695147-9	Dörrpanel, H	Door panel, R			2[illegible]
11	2	2	2	2	677003-6	•Bussning	•Bushing	3		2[illegible]
12	2	2	2	2	678198-3	•List	•Moulding			2040
13	10	10	10	10	678201-5	•Clips	•Clip	2	TID UTF	2[illegible]
	20	20	20	20	678201-5	•Clips	•Clip	2	SEN UTF	2[illegible]
14	8	8	8	8	942188-4	•Clips	•Clip	0	TID UTF	2070
15	1	1	1	1	684004-5	•Prydnadslist, V	•Trim moulding, L		TID UTF	2[illegible]
									ERS AV 1 ST 686781–6	2[illegible]
									5 ST 678201–5	2082
	1	1	1	1	684005-2	•Prydnadslist, H	•Trim moulding, R		TID UTF	2090
	1	1	1	1	686781-6	•Tätningslist, V	•Seal moulding, L		SEN UTF	2100
	1	1	1	1	686782-4	•Tätningslist, H	•Seal moulding, R		SEN UTF	2110
16	6	6	6	6	680730-9	•Clips	•Clip	2	TID UTF	2120
17	40	40	40	40	680097-3	Fäste	Anchorage	2		2130
18	2	2	2	2	678096-9	Ram	Frame			2140
19	2	2	2	2	677950-8	Sarg	Frame			2150
20	4	4	4	4	955156-5	Skruv	Screw			2160
21	4	4	4	4	959057-1	Bricka	Washer	0		2170
22	1	–	–	–	693675-1	Dörrpanel, V	Door panel, L			2180
	–	1	–	–	693677-7	Dörrpanel, V	Door panel, L			2190
	–	–	1	–	693681-9	Dörrpanel, V	Door panel, L			2200
	–	–	–	1	695150-3	Dörrpanel, V	Door panel, L			2210
	1	–	–	–	693676-9	Dörrpanel, H	Door panel, R			2220
	–	1	–	–	693678-5	Dörrpanel, H	Door panel, R			2230
	–	–	1	–	693682-7	Dörrpanel, H	Door panel, R			2[illegible]
	–	–	–	1	695151-1	Dörrpanel, H	Door panel, R			2[illegible]
23	2	2	2	2	677003-6	•Bussning	•Bushing	3		2260
24	2	2	2	2	678199-1	•List	•Moulding			2[illegible]
25	12	12	12	12	678201-5	•Clips	•Clip	2	TID UTF	2[illegible]
	16	16	16	16	678201-5	•Clips	•Clip	2	SEN UTF	2290
26	10	10	10	10	942188-4	•Clips	•Clip	0	TID UTF	2300
27	32	32	32	32	680097-3	Fäste	Anchorage	2		2[illegible]
28	2	2	2	2	678096-9	Ram	Frame			2320
29	2	2	2	2	677950-8	Sarg	Frame			2[illegible]
30	4	4	4	4	955154-0	Skruv	Screw	0		2[illegible]
31	4	4	4	4	959057-1	Bricka	Washer	0		2350
32	1	1	1	1	681880-1	Panel, V	Panel, L			2360
	1	1	1	1	681881-9	Panel, H	Panel, R			2370
33	4	4	4	4	955127-6	Skruv	Screw	0		2380
34	3	3	3	3	960138-6	Bricka	Washer	0		2390
35	1	1	1	1	1204824-5	Panel, V	Panel, L		(680323) SBMR	2400
	1	1	1	1	681615-1	Panel, V	Panel, L		SBUR	2410
	1	1	1	1	1204825-2	Panel, H	Panel, R		(680324) SBMR	2420
	1	1	1	1	681616-9	Panel, H	Panel, R		SBUR	2430
36	1	–	–	–	693691-8	Panel, V	Panel, L			2440
	–	1	–	–	693693-4	Panel, V	Panel, L			2450
	–	–	1	–	693697-5	Panel, V	Panel, L			2460
	–	–	–	1	695154-5	Panel, V	Panel, L			2470
	1	–	–	–	693692-6	Panel, H	Panel, R			2480

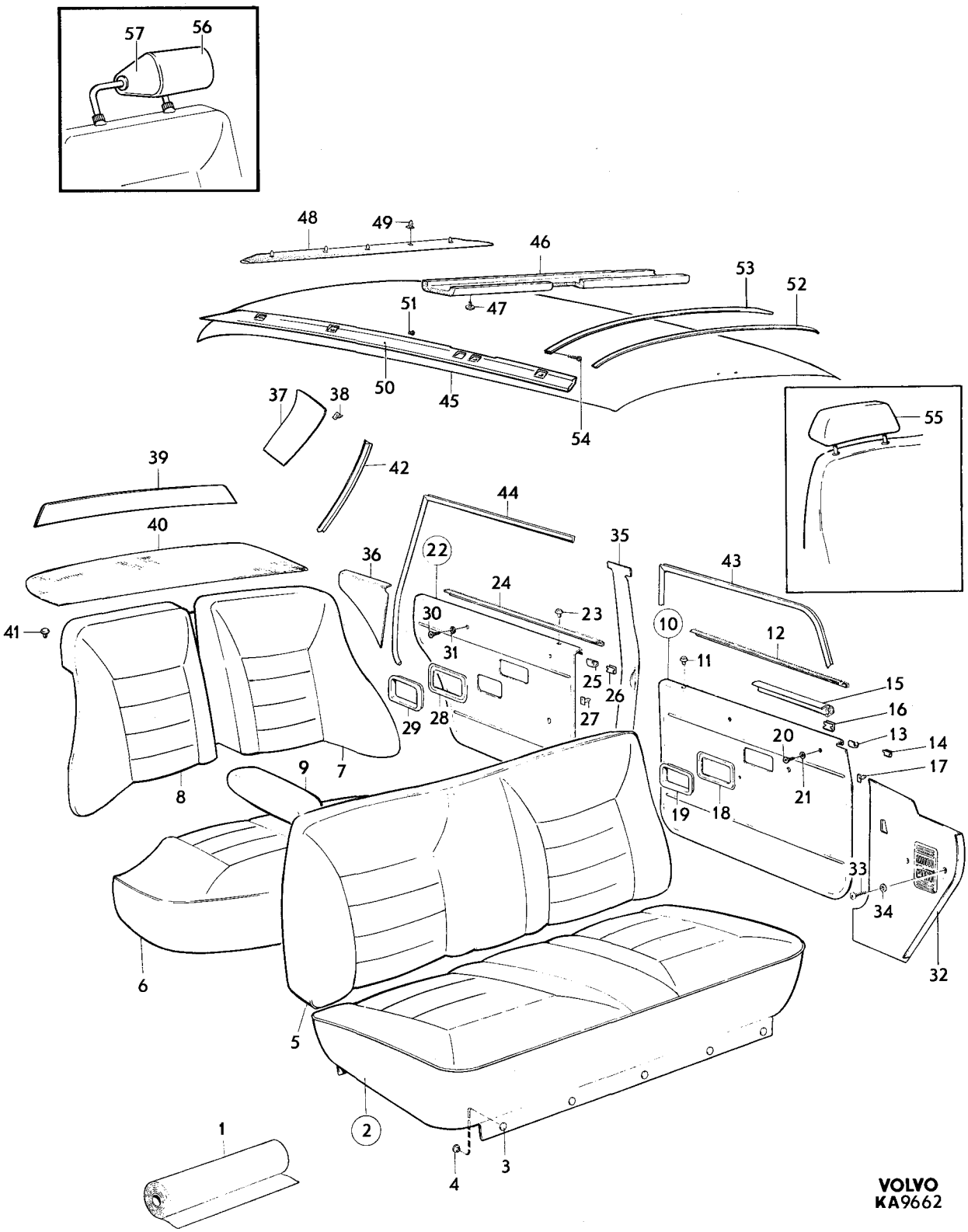
57
56
48
49
46
53
52
51
47
50
45
54
37
38
55
39
42
44
40
35
36
22
43
24
23
41
30
31
10
12
11
25
26
15
16
29
28
27
13
14
20
9
7
17
8
19
18
21
33
34
6
32
5
2
1
3
4
VOLVO
KA9662

Sida 214 Page | Grupp 8 Group | Innerklädsel HS klädselkombination 918, 919, 923, 926 | Upholstery HS upholstery combination 918, 919, 923, 926 | Illustration 9662 1975-12

Pos. Fig.	Antal/Quantity 918	919	923	926	Detalj nr Part No	Benämning	Description	Sats Kit	Anmärkning Notes
	–	1	–	–	693694-2	Panel, H	Panel, R		
	–	–	1	–	693698-3	Panel, H	Panel, R		
	–	–	–	1	695155-2	Panel, H	Panel, R		
37	1	1	1	1	695005-9	Panel, V	Panel, L		
	1	1	1	1	695006-7	Panel, H	Panel, R		
38	8	8	8	8	680097-3	Fäste	Anchorage	2	
39	1	1	1	1	682968-3	Panel	Panel	4	
40	1	–	–	–	693991-2	Matta	Mat	4	
	–	1	–	–	693992-0	Matta	Mat	4	
	–	–	1	–	693994-6	Matta	Mat		
	–	–	–	1	680274-8	Matta	Mat	4	
41	7	7	7	7	683258-8	Fäste	Anchorage	2	
42	1	1	1	1	692818-8	Stoppning, V	Upholstery, L		
	1	1	1	1	692819-6	Stoppning, H	Upholstery, R		
43	5200	5200	5200	5200	678238-7	Kantskyddslist	Edge moulding	3	2 X 2600, CH –30657
	1	1	1	1	687701-3	Tätningslist, V	Seal moulding, L	3	CH 30658–
	1	1	1	1	687702-1	Tätningslist, H	Seal moulding, R	3	CH 30658–
44	5200	5200	5200	5200	678238-7	Kantskyddslist	Edge moulding	3	2 X 2600
45	1	1	1	1	691865-0	Innertak	Head lining	3	UTL
	1	1	1	1	692702-4	Innertak	Head lining	3	MTL
	ERF	ERF	ERF	ERF	99755-1	•Trikåplast	•Plastic–coated fabric, elastic		17) METERVARA
46	1	1	1	1	692067-2	Stoppning	Upholstery		UTL
47	6	6	6	6	666629-1	Plugg	Plug		UTL
48	1	1	1	1	692081-3	Stoppning	Upholstery		
49	5	5	5	5	678274-2	Clips	Clip	3	
50	1	1	1	1	692397-3	Stoppning, V	Upholstery, L		CH –42909
	1	1	1	1	685542-3	Stoppning, V	Upholstery, L		CH 42910–
	1	1	1	1	685543-1	Stoppning, H	Upholstery, R		(692398)
51	2	2	2	2	666629-1	Plugg	Plug		CH –42909
52	5	5	5	5	677517-5	Taksprygel	Roof bow		UTL
	1	1	1	1	677517-5	Taksprygel	Roof bow		MTL
53	1	1	1	1	681569-0	Taksprygel	Roof bow		MTL
54	2	2	2	2	955126-8	Skruv	Screw	0	MTL
55	2	–	–	–	695166-9	Klädsel	Cover		
	–	2	–	–	695164-4	Klädsel	Cover		
	–	–	2	–	693702-3	Klädsel	Cover		
	–	–	–	2	695156-0	Klädsel	Cover		
x 56	2	2	2	2	282098-3	Nackstöd med svart klädsel	Head restraint with black cover		(281439)
57	2	2	2	2		Klädsel	Cover	8	

17. Enhet kvadrat meter. Metervarans bredd 130. Unit: Square metres. Width of material 130. Unité, en mètres carrés. Au mètre, de largeur 130. Einheit, Quadratmeter. Breit der Meterware 130. Unidad, en metros cuardos. Por metro, ancho 130.

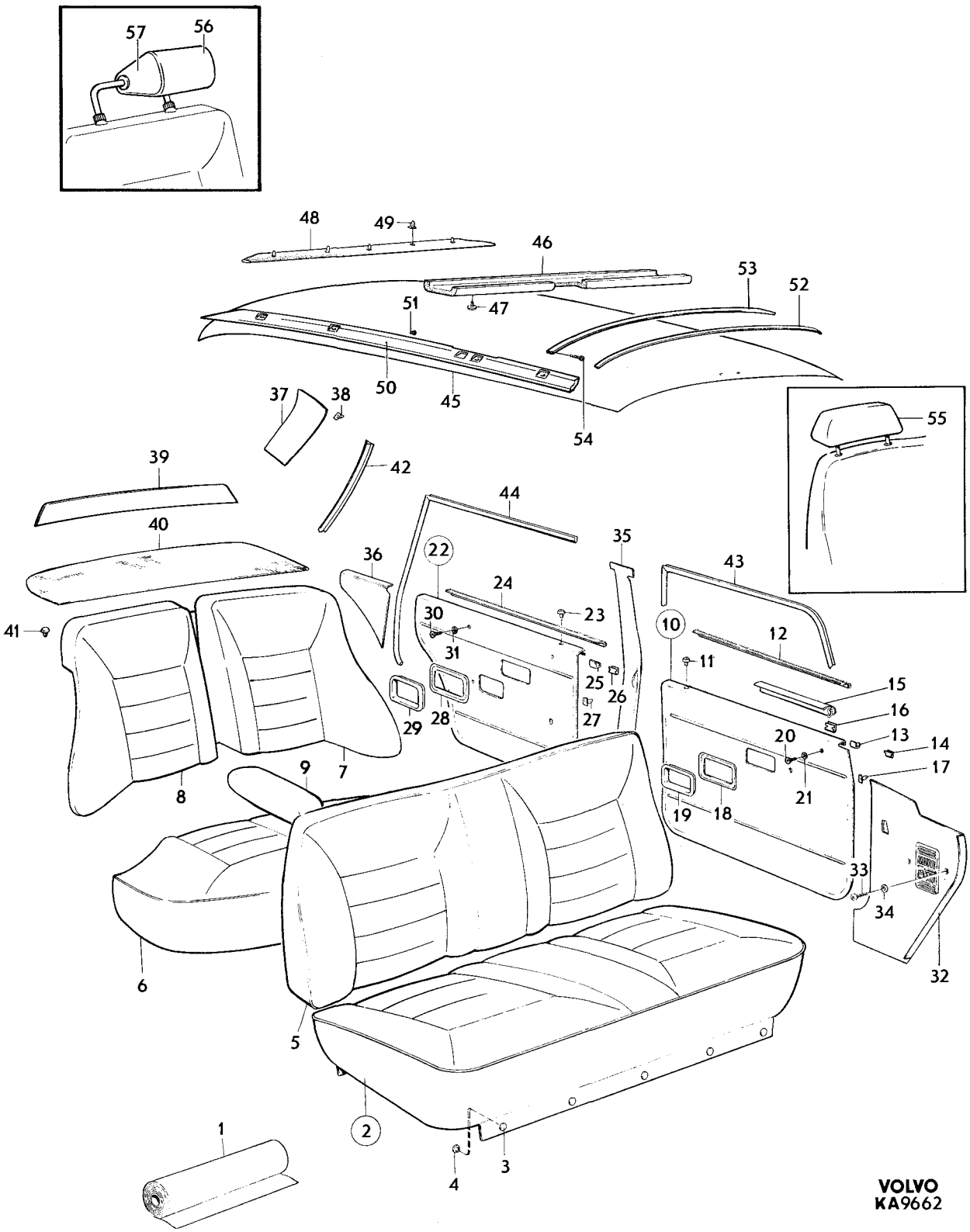
57
56
48
49
46
53
52
47
51
50
45
54
37
38
55
39
42
44
40
36
22
35
43
24
23
41
30
31
10
12
11
25
26
15
16
29
28
27
13
14
20
17
9
7
21
8
19
18
33
34
6
32
5
2
1
3
4
VOLVO
KA9662

Sida 216 Page | Grupp 8 Group | Framstolar CH –52789 | Front seats CH –52789 | Illustration 9663 | 1975-12

Pos. Fig.	Antal/Quantity				Detalj nr Part No	Benämning	Description	Sats Kit	Anmärkning Notes	
1	2	–	–	–	1221114-0	Sitsram	Seat frame		(688871)	1010
	2	–	–	–	677656-1	•Resårband	•Rubber strap		TID UTF	1020
									ERS AV 1 ST 686369–0,	1030
									2 ST 686368–2,	1040
									2 ST 678796–4	1050
	12	–	–	–	671226-9	•Hake	•Catch		TID UTF	1060
2	4	–	–	–	686368-2	•Resårband	•Rubber strap		SEN UTF	1070
2a	2	–	–	–	686369-0	•Resårband	•Rubber strap		SEN UTF	1080
2b	12	–	–	–	671114-7	••Hake	••Catch			1090
3	4	–	–	–	678796-4	•Hake	•Catch		SEN UTF	1100
4	12	–	–	–	94942-0	•Fäste	•Anchorage			1110
5	2	–	–	–	682319-9	Panel, V	Panel, L			1120
6	2	–	–	–	682320-7	Panel, H	Panel, R			1130
7	2	–	–	–	693101-8	Stoppning, tygklädd dyna	Upholstery, cloth–covered seat		ALT 1, TID UTF	1140
8	2	–	–	–	692533-3	Stoppning, tygklädd dyna	Upholstery, cloth–covered seat		ALT 1, TID UTF	1160 1170
	2	–	–	–	693505-0	Stoppning, tygklädd dyna	Upholstery, cloth–covered seat		ALT 1, SEN UTF	1180
8a	2	–	–	–	693101-8	Stoppning, läderklädd dyna	Upholstery, hide–covered seat		ALT 2	1200
8b	2	–	–	–	692839-4	Stoppning, läderklädd dyna	Upholstery, hide–covered seat		ALT 2	1220 1230
9	–	–	–	–		Klädsel	Cover		SE INNERKLÄDSEL	1240
									SEE UPHOLSTERY	1250
x 10	1	–	–	–	681234-1	Ryggram, V	Squab frame, L		CH–48624	1260
									ERS AV 1 ST 685448–3	1261
									1 ST 685584–5	1262
x	1	–	–	–	681235-8	Ryggram, H	Squab frame, R		CH–48624	1270
									ERS AV 1 ST 685448–3,	1271
									1 ST 685584–5	1272
	2	–	–	–	685448-3	Ryggram	Squab frame		CH 48625–	1280
11	4	–	–	–	679686-6	•Band	•Strap			1290
12	8	–	–	–	678767-5	••Hake	••Catch			1300
13	2	–	–	–		•Resårband	•Rubber strap	8		1310
14	6	–	–	–	669933-4	•Hake	•Catch		CH –48624	1320
15	4	–	–	–	678767-5	•Hake	•Catch		CH –48624	1330
	10	–	–	–	678767-5	•Hake	•Catch		CH 48625–	1340
16	2	–	–	–	678261-9	•Axel	•Shaft		CH –48624	1350
17	2	–	–	–	681530-2	•Fjäder	•Spring	3	CH –48624	1360
	–	–	–	–		•Fjädrar	•Springs	8	CH 48625–,	1370
18	4	–	–	–	678707-1	•Hylsa	•Sleeve	3	CH –48624	1380
19	2	–	–	–	679685-8	•Bygel	•Brace			1390
20	2	–	–	–	952715-1	•Bult	•Bolt	0		1400
21	2	–	–	–	907824-7	•Saxpinne	•Split pin	0		1410
22	2	–	–	–	678222-1	Ratt	Knob	3		1420
23	2	–	–	–	678218-9	Bricka	Washer			1430
24	2	–	–	–	692425-2	Stoppning, tygklädd dyna	Upholstery, cloth–covered seat		CH –48624, ALT 1	1440
	2	–	–	–		Stoppning, tygklädd dyna	Upholstery, cloth–covered seat	8	CH 48625–, ALT 1 (1210929)	1460 1470
	2	–	–	–	692846-9	Stoppning, läderklädd dyna	Upholstery, hide–covered seat		CH –48624, ALT 2	1480 1490
	2	–	–	–	1210928-6	Stoppning, läderklädd dyna	Upholstery, hide–covered seat		CH 48625–, ALT 2	1500 1510
24a	6	–	–	–	671328-3	Klammer	Clamp			1520
25	–	–	–	–		Klädsel	Cover		SE INNERKLÄDSEL	1530
									SEE UPHOLSTERY	1540
26	2	–	–	–	677788-2	Beslag, V	Fitting, L		CH –48624	1550
	2	–	–	–	685584-5	Beslag, V	Fitting, L		CH 48625–. (685433)	1570
	2	–	–	–	685434-3	Beslag, H	Fitting, R		(677789)	1590
27	4	–	–	–	955535-0	Skruv	Screw	0		2009
28	4	–	–	–	940097-9	Bricka	Washer	0	CH –46409	2010

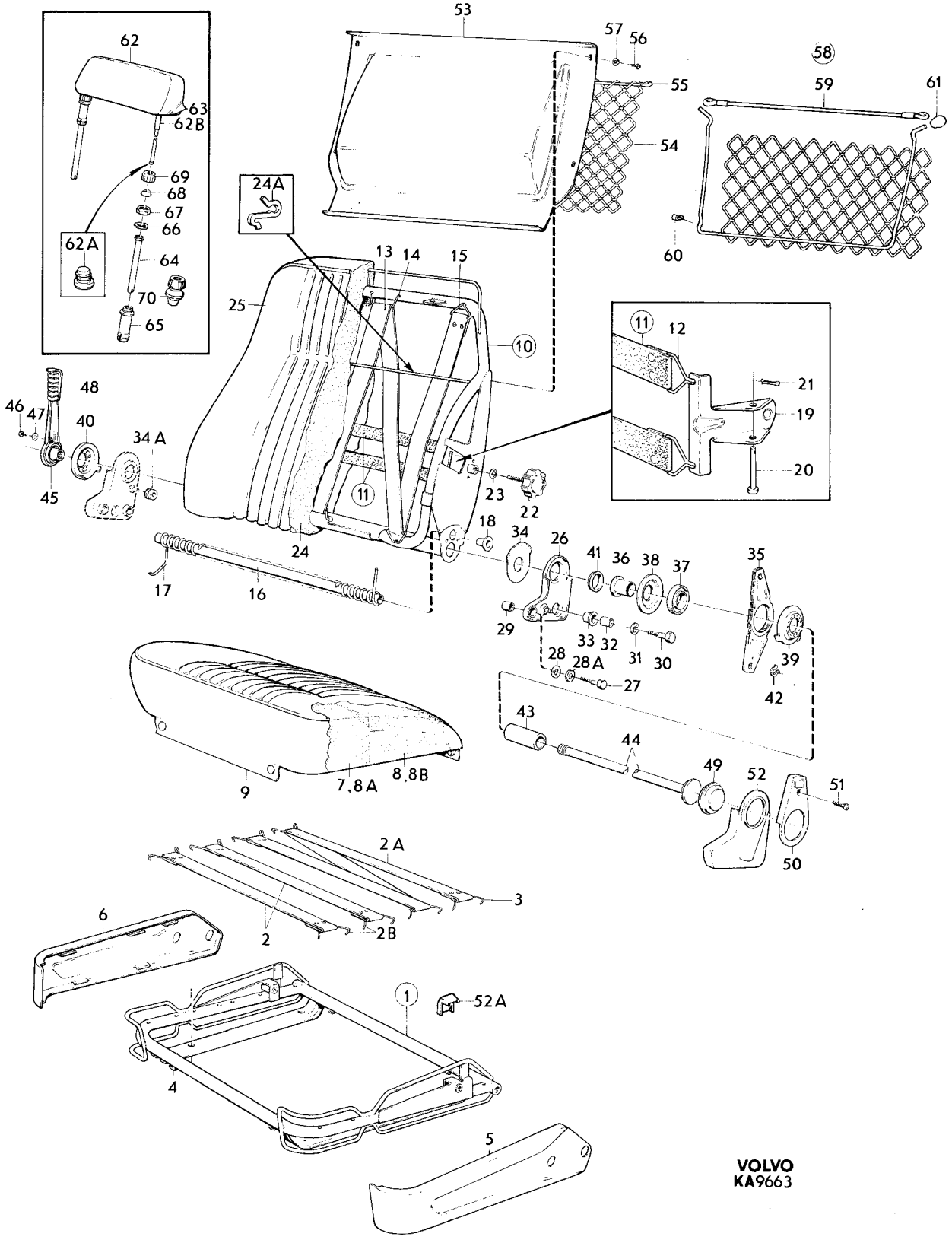
VOLVO
KA9663

Sida 218 Page | Grupp 8 Group | Framstolar CH –52789 | Front seats CH –52789 | Illustration 9663 1975-12 | 2100

Pos. Fig.	Antal/Quantity				Detalj nr Part No	Benämning	Description	Sats Kit	Anmärkning Notes	
28a	4	–	–	–	955950-1	Låsbricka	Lock washer	0		2020
29	4	–	–	–	677778-3	Distansrör	Spacer tube		CH –46409	2030
30	4	–	–	–	942519-0	Skruv	Screw	0	CH –46409	2040
	4	–	–	–	955535-0	Skruv	Screw	0	CH 46410–	2050
31	4	–	–	–	955950-1	Låsbricka	Lock washer	0		2060
32	4	–	–	–	677757-7	Distansrör	Spacer tube		CH –46409	2070
33	4	–	–	–	677772-6	Bussning	Bushing	3	CH –46409	2080
34	4	–	–	–	677761-9	Bricka	Washer		CH –48624	2090
34a	2	–	–	–	681524-5	Rulle	Roller		CH –48624	2100
35	8	–	–	–	677769-2	Friktionslamell	Friction disc	3		2110
36	4	–	–	–	677776-7	Distansrör	Spacer tube			2120
37	4	–	–	–	677763-5	Styrning	Guide		CH –46409	21
	4	–	–	–	688823-4	Styrning	Guide		CH 46410–	21
38	4	–	–	–	688830-9	Tryckbricka	Thrust washer		(677777)	2160
39	2	–	–	–	688833-3	Tryckbricka	Thrust washer		(677764)	21
40	1	–	–	–	680982-6	Tryckbricka, V	Thrust washer, L		CH OMKR –29670	21
	1	–	–	–	685407-9	Tryckbricka, V	Thrust washer, L		CH OMKR 29670–46409	2200
	1	–	–	–	688831-7	Tryckbricka, V	Thrust washer, L		CH 46410–	22
	1	–	–	–	680983-4	Tryckbricka, H	Thrust washer, R		CH OMKR –46409	22
	1	–	–	–	688832-5	Tryckbricka, H	Thrust washer, R		CH 46410–. (685408)	2240
41	4	–	–	–	678371-6	Bussning	Bushing	3		22
42	4	–	–	–	951670-9	Spårryttare	Circlip	0		22
43	2	–	–	–	679747-6	Styrhylsa	Guide sleeve			2270
44	1	–	–	–	677755-1	Dragstång, V	Pull rod, L			2280
	1	–	–	–	677756-9	Dragstång, H	Pull rod, R			2290
45	1	–	–	–	681082-4	Spak, V	Lever, L	3	CH OMKR–29670.ERS AV	2300
									1 ST 687503–3, 1 ST	2301
									685407–9	2302
	1	–	–	–	687503-3	Spak,V	Lever, L	3	CH OMKR29670–,	2310
									(685403).	2315
	1	–	–	–	681083-2	Spak, H	Lever, R		CH –OMKR 29670	2320
									ERS AV 1 ST 687504–1	2321
									1 ST 688832–5	2322
	1	–	–	–	687504-1	Spak, H	Lever, R	3	CH OMKR 29670–40960	2330
									(685404).	2335
	1	–	–	–	687504-1	Spak, H	Lever, R	3	CH 40961–	2340
46	2	–	–	–	944301-1	Skruv	Screw	0		2350
47	2	–	–	–	955946-9	Låsbricka	Lock washer	0		2360
48	2	–	–	–	678716-2	Handtag	Knob	2		23
49	2	–	–	–	677771-8	Täckbricka	Escutcheon washer			23
50	4	–	–	–	677794-0	Kuliss, övre	Guard, upper			2390
51	4	–	–	–	955156-5	Skruv	Screw	0		24
52	2	–	–	–	677795-7	Kuliss, nedre, V	Guard, lower, L			24
	2	–	–	–	677818-7	Kuliss, nedre, H	Guard, lower, R			2420
52a	2	–	–	–	682322-3	Kåpa, V	Casing, L			24
	2	–	–	–	682323-1	Kåpa, H	Casing, R			24
53	2	–	–	–	681197-0	Ficka	Pocket		KOMB 900,903,924,925.	2450
	2	–	–	–	681196-2	Ficka	Pocket		KOMB 901, 904, 912	24
	2	–	–	–	681198-8	Ficka	Pocket		KOMB 902, 905, 913	24
	2	–	–	–	684451-8	Ficka	Pocket		KOMB 914	2480
	2	–	–	–	684452-6	Ficka	Pocket		KOMB 915, 922	2490
									CH –32399	2500
	2	–	–	–	684450-0	Ficka	Pocket		KOMB 916	2510
	2	–	–	–	684449-2	Ficka	Pocket		KOMB 917, CH –32399	2520
54	2	–	–	–	681190-5	•Nät	•Net			2530
55	2	–	–	–	681186-3	•Resårband	•Elastic rope			2540
56	8	–	–	–	955154-0	Skruv	Screw	0	CH –32399	2550
57	8	–	–	–	959057-1	Bricka	Washer	0	CH –32399	2560
58	2	–	–	–	687679-1	Ficka	Pocket		CH 32400–	2570
59	2	–	–	–	681186-3	•Resårband	•Elastic rope			2580
60	6	–	–	–	687675-9	Clips	Clip		CH 32400–	2590
61	2	–	–	–	687643-7	Bussning	Bushing		CH 32400–	2600
62	2	–	–	–	680126-0	Nackskydd	Head restraint		CH –48624	3010

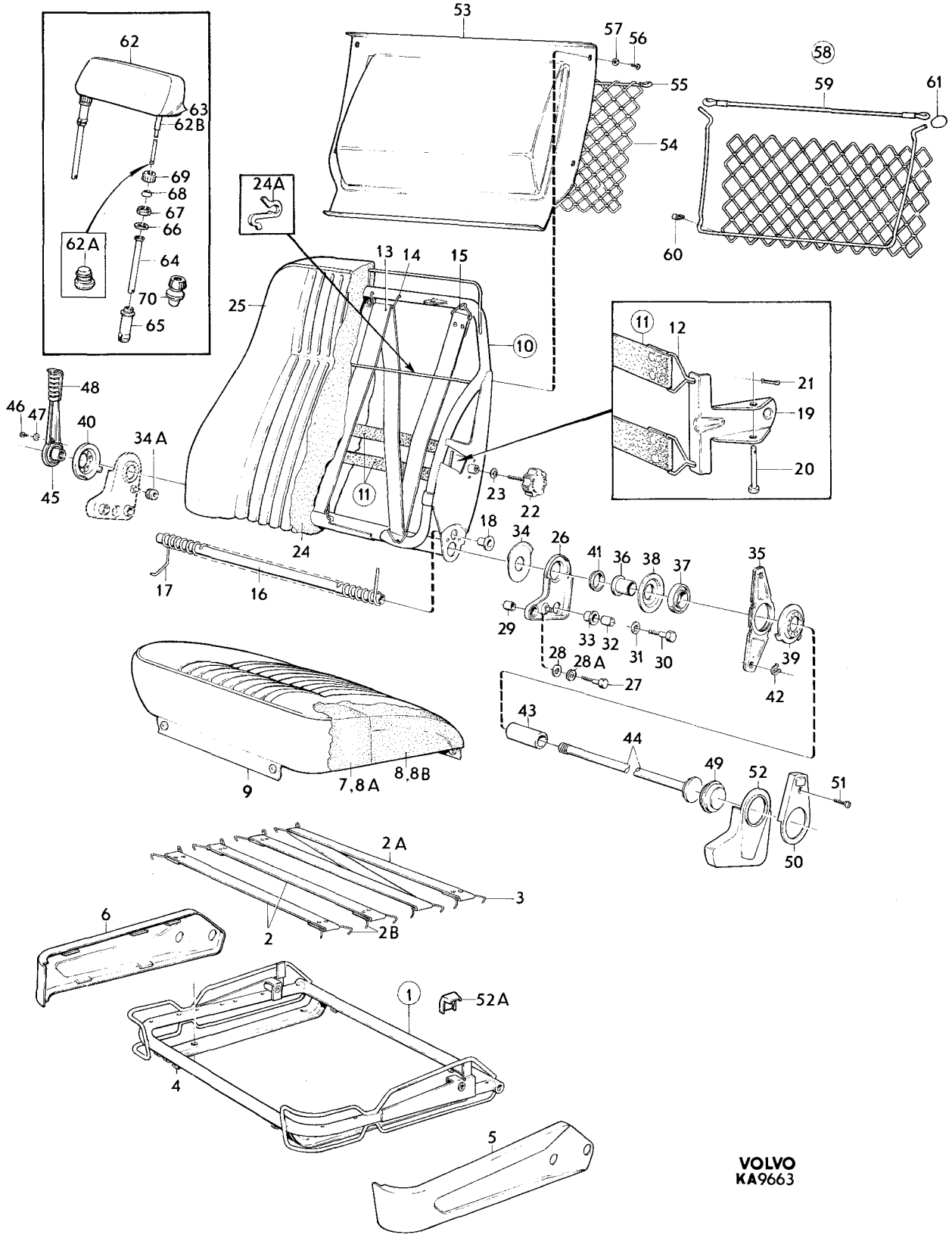

VOLVO
KA9663

Sida / Page	Grupp / Group	Framstolar / Front seats		Illustration	
220	8	CH –52789	CH –52789	9663	2100
				1975-12	

Pos. Fig.	Antal/Quantity				Detalj nr Part No	Benämning	Description	Sats Kit	Anmärkning Notes	
	2	–	–	–	1210882-5	Nackskydd	Head restraint		CH 48625–	3020
62a	4	–	–	–	673232-5	•Hylsa	•Sleeve		CH 48625–	3025
62b	320	–	–	–	686363-3	•Slang	•Hose		CH 48625–. 4 X 80	3026
63	–	–	–	–		Klädsel	Cover		SE INNERKLÄDSEL	3030
									SEE UPHOLSTERY	3040
	–	–	–	–		Låsning för nackskydd	Head restraint lock unit	8	CH –48624	3045
64	4	–	–	–	672021-3	•Styrhylsa	•Guide sleeve		CH –48624	3050
65	4	–	–	–	672020-5	•Styrhylsa	•Guide sleeve		CH –48624	3060
66	4	–	–	–	672017-1	•Bricka	•Washer		CH –48624	3070
67	4	–	–	–	672016-3	•Mutter	•Nut		CH –48624	3080
68	4	–	–	–	672018-9	•Låshylsa	•Lock sleeve		CH –48624	3090
69	4	–	–	–	672015-5	•Överfallsmutter	•Cap nut		CH –48624	3100
70	2	–	–	–	1221032-4	Låsning för nackskydd	Head restraint lock unit		CH 48625– (688839)	3111

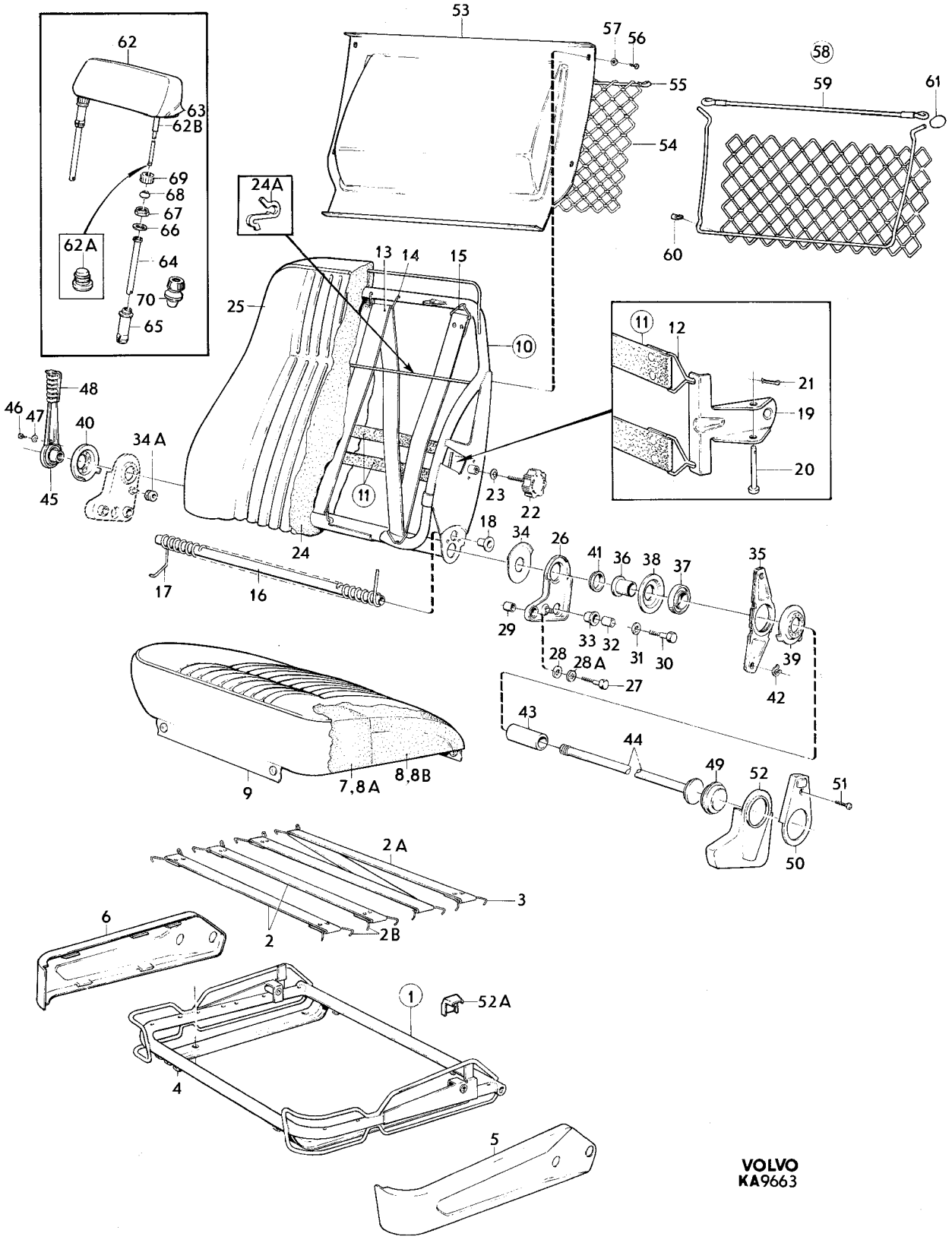
62
63
62B
62A
69
68
67
66
64
70
65
53
57
56
55
54
58
59
61
60
24A
13
14
15
25
10
11
12
21
19
20
48
46
47
40
34A
45
23
22
18
34
26
41
36
38
37
35
24
17
16
29
33
32
31
30
28
28A
27
39
42
43
44
49
52
51
50
9
7,8A
8,8B
2A
3
6
2
2B
1
52A
4
5
VOLVO
KA9663

Sida 222 Page | Grupp 8 Group | Framstolar CH 52790–102949 | Front seats CH 52790–102949 | Illustration 11303 | 1975-03

Pos. Fig.	Antal/Quantity				Detalj nr Part No	Benämning	Description	Sats Kit	Anmärkning Notes	
	1	–	–	–	1221224-7	Framstol utan klädsel, V	Front seat, less cover, L		18)	1010
	1	–	–	–	1221225-4	Framstol utan klädsel, H	Front seat, less cover, R		18)	1030
1	2	–	–	–	1221114-0	•Sitsram	•Seat frame		(688871)	1050
2	2	–	–	–	688847-3	••Resårmatta	••Cushion			1060
3	24	–	–	–	1210924-5	••Fjäder	••Spring			1070
4	12	–	–	–	94942-0	••Fäste	••Anchorage			1080
5	2	–	–	–	682319-9	•Panel, V	•Panel, L			1090
6	2	–	–	–	682320-7	•Panel, H	•Panel, R			1100
7	2	–	–	–	693101-8	•Stoppning, främre	•Upholstery, forward			1110
8	2	–	–	–	692839-4	•Stoppning, bakre	•Upholstery, rear			1120
9	2	–	–	–	1210918-7	•Ryggram	•Squab frame		ERS AV 1ST 1204695–9,	1130
	–	–	–	–					1ST 1207745–9.	
	2	–	–	–	1204695-9	•Ryggram	•Squab frame			1135
10	2	–	–	–	679685-8	••Bygel	••Brace			1140
11	2	–	–	–	952715-1	••Bult	••Bolt	0		
12	2	–	–	–	907824-7	••Saxpinne	••Split pin	0		1160
13	1	–	–	–		••Fjäder, V	••Spring, L	8		1170
	1	–	–	–		••Fjäder, H	••Spring, R	8		
14	2	–	–	–	1210911-2	•Matta, svankstöd	•Mat, sway support			1190
15	8	–	–	–	1210913-8	•Krok	•Hook			1200
16	2	–	–	–	678222-1	•Ratt	•Knob			
17	2	–	–	–	678218-9	•Bricka	•Washer			1220
18	2	–	–	–	1210933-6	•Stoppning	•Upholstery		CH–OMKR 93600.	1230
	2	–	–	–	1207745-9	•Stoppning	•Upholstery		CH OMKR 93600–.	1235
19	6	–	–	–	671328-3	•Klammer	•Clamp			1240
20	2	–	–	–	685584-5	•Beslag, V	•Fitting, L		19)	1250
	2	–	–	–	685434-3	•Beslag, H	•Fitting, R		19)	1260
20a	2	–	–	–	685582-9	•Beslag, V	•Fitting, L		20)	1270
	2	–	–	–	677968-0	•Beslag, H	•Fitting, R		20)	1280
21	8	–	–	–	955535-0	•Skruv	•Screw	0	19)	1290
22	8	–	–	–	955950-1	•Låsbricka	•Lock washer	0	19)	1300
23	4	–	–	–	942519-0	•Skruv	•Screw	0	20)	1310
24	4	–	–	–	1210851-0	•Distansrör	•Spacer		20)	1320
25	4	–	–	–	1210852-8	•Bussning	•Bushing	3	20)	1330
26	4	–	–	–	943648-6	•Skruv	•Screw	0	20)	1340
27	4	–	–	–	1210853-6	•Låsring	•Circlip	3	20)	1350
28	4	–	–	–	685530-8	•Fjäder	•Spring	3	20)	1360
29	4	–	–	–	925055-6	•O–ring	•O–ring	3	20)	1370
30	2	–	–	–	685539-9	•Spärraxel	•Catch shaft		20)	
31	2	–	–	–	682235-7	••Handtag	••Knob	3		1390
32	4	–	–	–	670983-6	•Lagerbussning	•Bearing bushing	3	20)	1400
33	2	–	–	–	679517-3	•O–ring	•O–ring	2	20)	
34	8	–	–	–	677769-2	•Friktionslamell	•Friction disc	3		2010
35	4	–	–	–	677776-7	•Distansrör	•Spacer tube			2020
36	4	–	–	–	688823-4	•Styrning	•Guide			
37	4	–	–	–	688830-9	•Tryckbricka, inre	•Thrust washer, inner			2040
38	2	–	–	–	688833-3	•Tryckbricka	•Thrust washer			2050
39	1	–	–	–	688831-7	•Tryckbricka, V, V stol	•Thrust washer, L, L seat			
	1	–	–	–	688832-5	•Tryckbricka, H, H stol	•Thrust washer, R, R seat			2070
40	4	–	–	–	678371-6	•Bussning	•Bushing	3		2080
41	4	–	–	–	951670-9	•Spårryttare	•Circlip	0		2090
42	2	–	–	–	679747-6	•Styrhylsa	•Guide sleeve			2100
43	1	–	–	–	677755-1	•Dragstång, V stol	•Pull rod, L seat			2110

18. Reservdelsutförande. Levereras med spärraxel för fällbart ryggstöd. Parts model. Supplied with catch shaft for reclining squab. Exécution pièce détachée. Axe de blocage pour dossier de siège rabattable. Ersatzteilausführung. Wird mit Sporrachse für klappbare Rückenlehne geliefert. Ejecución de pieza de recambio. Se suministra con eje bloqueador para respaldo abatible.
19. För stolar utan spärraxel för fällbart ryggstöd. For seats without catch shaft for reclining squab. Pour sièges sans axe de blocage pour dossier rabattable. Für Sitze ohne Sperrachse für klappbare Rückenlehne. Para asientos sin eje bloqueador para respaldo abatible.
20. För stolar med spärraxel för fällbart ryggstöd. For seats with catch shaft for reclining squab. Pour sièges avec axe de blocage pour dossier rabattable. Für Sitze mit Sperrachse für klappbare Rückenlehne. Para asientos con eje bloqueador para respaldo abatible.

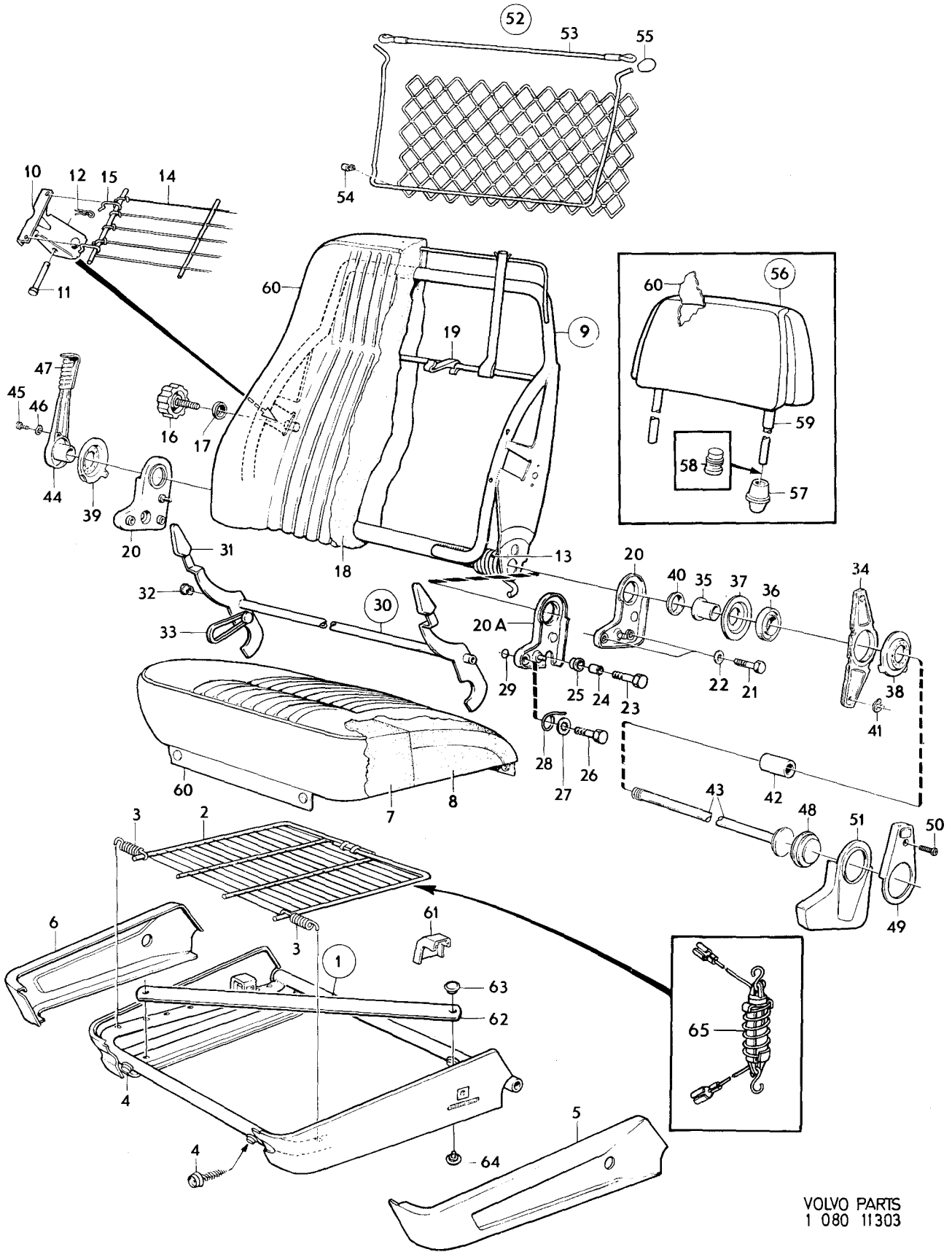

VOLVO PARTS
1 080 11303

Sida / Page	Grupp / Group			Illustration	
224	8	Framstolar CH 52790–102949	Front seats CH 52790–102949	11303 1975-12	2150

Pos. Fig.	Antal/Quantity				Detalj nr Part No	Benämning	Description	Sats Kit	Anmärkning Notes	
	1	–	–	–	677756-9	•Dragstång, H stol	•Pull rod, R seat			2120
44	1	–	–	–	687503-3	•Spak, V stol	•Lever, L seat	3		2130
	1	–	–	–	687504-1	•Spak, H stol	•Lever, R seat	3		2140
45	2	–	–	–	944301-1	•Skruv	•Screw	0		2150
46	2	–	–	–	955946-9	•Låsbricka	•Lock washer	0		2160
47	2	–	–	–	678716-2	•Handtag	•Knob	2		2170
48	2	–	–	–	677771-8	•Täckbricka	•Escutcheon washer			2180
49	4	–	–	–	677794-0	•Kuliss, övre	•Guard, upper			2190
50	4	–	–	–	955156-5	•Skruv	•Screw	0		2200
51	2	–	–	–	677795-7	•Kuliss, nedre, V	•Guard, lower, L			2210
	2	–	–	–	677818-7	•Kuliss, nedre, H	•Guard, lower, R			2220
52	2	–	–	–	687679-1	•Ficka	•Pocket			[illegible]
53	2	–	–	–	681186-3	••Resårband	••Elastic–rope			[illegible]
54	6	–	–	–	687675-9	•Clips	•Clip			2250
55	2	–	–	–	687643-7	•Bussning	•Bushing			[illegible]
56	2	–	–	–	1210908-8	•Nackskydd	•Head restraint			[illegible]
57	4	–	–	–	673232-5	••Hylsa	••Sleeve			2280
58	4	–	–	–	1221032-4	•Låsning för nackskydd	•Head restraint lock unit			[illegible]
59	320	–	–	–	686363-3	•Slang	•Hose		4X80	[illegible]
60	–	–	–	–		Klädsel	Cover		SE INNERKLÄDSEL SEE UPHOLSTERY	2310 [illegible]
61	2	–	–	–	682322-3	Kåpa, V	Casing, L		B30E, B30F. TID UTF.	[illegible]
	2	–	–	–	682323-1	Kåpa, H	Casing, R		B30E, B30F. TID UTF.	2340
62	2	–	–	–	688870-5	Skyddsjärn	Protective iron		B30E, B30F	2350
63	4	–	–	–	685501-9	Clips	Clip		B30E, B30F	2360
64	4	–	–	–	685502-7	Clips	Clip		B30E, B30F	2370
65	–	–	–	–		Strömställare, säkerhetsbälte	Switch, safety belt		SE GRUPP 3	2375 2376

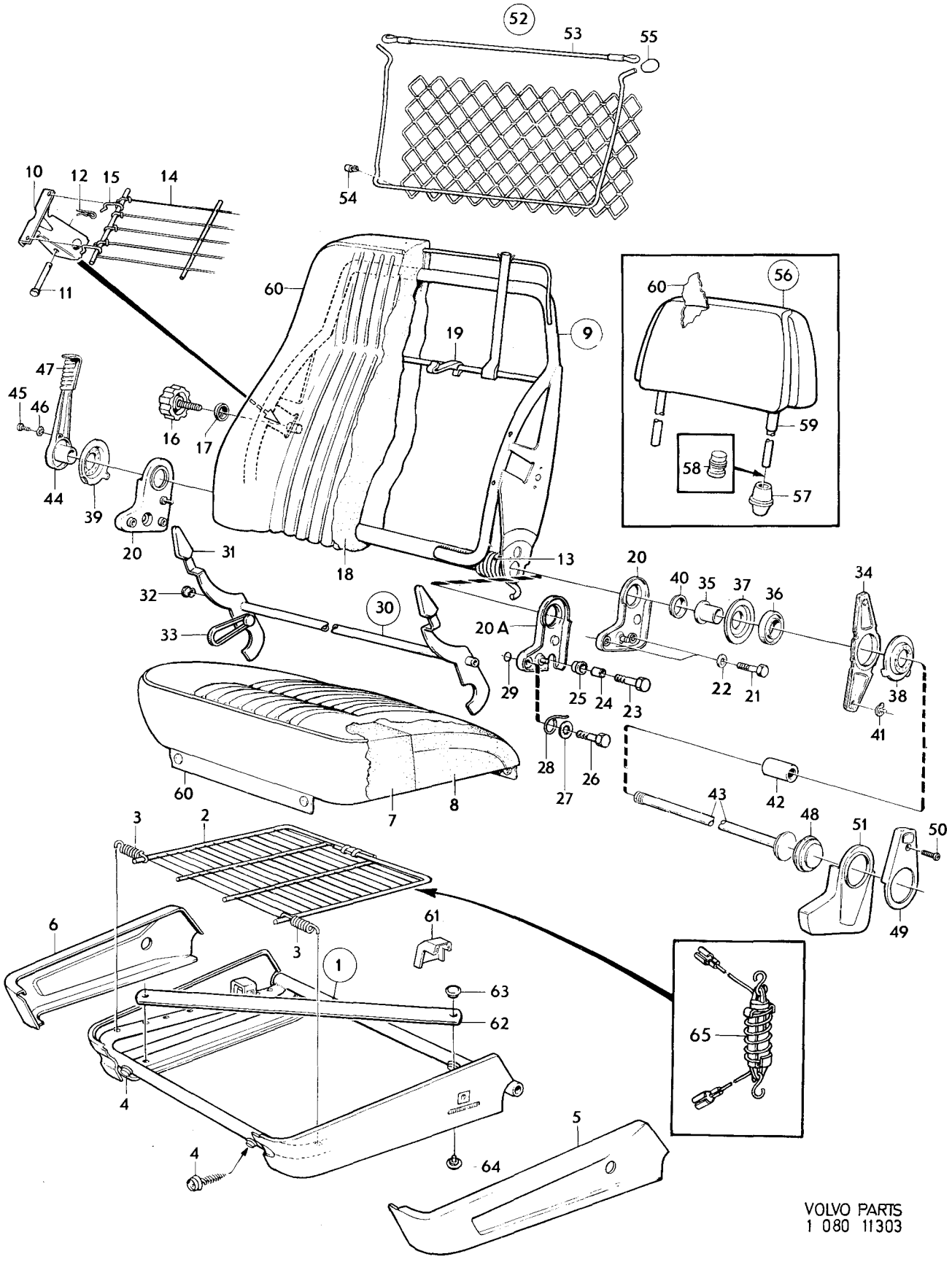

VOLVO PARTS
1 080 11303

Sida 226 Page | Grupp 8 Group | Framstolar CH 102950–132566. | Front seats, CH 102950–132566. | Illustration 14176 | 2200

1975-12

Pos. Fig.	Antal/Quantity				Detalj nr Part No	Benämning	Description	Sats Kit	Anmärkning Notes	
1	2	–	–	–	1207602-2	Sitsram	Seat frame			1010
2	2	–	–	–	688847-3	•Resårmatta	•Cushion			1020
3	24	–	–	–	1210924-5	•Fjäder	•Spring			1030
4	12	–	–	–	94942-0	•Fäste	•Anchorage			1040
5	2	–	–	–	682319-9	Panel, V	Panel, L			1050
6	2	–	–	–	682320-7	Panel, H	Panel, R			1060
7	2	–	–	–	693101-8	Stoppning, främre	Upholstery, forward			1070
8	2	–	–	–	692839-4	Stoppning, bakre	Upholstery, rear			1080
9	–	–	–	–	1207739-2	El–värmeelement	Heating element		CH–118961.	1100
	1	–	–	–	1224400-0	El–värmeelement	Heating element		CH 118962–.	1105
9a	1	–	–	–	1204871-6	•Termostat	•Thermostat			1107
10	–	–	–	–	1204752-8	Ryggram	Squab frame			1110
11	2	–	–	–	679685-8	•Bygel	•Brace			11
12	2	–	–	–	952715-1	•Bult	•Bolt			1130
13	2	–	–	–	943154-5	•Låsfjäder	•Lock spring			114
14	2	–	–	–	1210911-2	Matta, svankstöd	Mat, sway support			11
15	4	–	–	–	1210913-8	Krok	Hook			1160
16	2	–	–	–	678222-1	Ratt	Knob			1170
17	2	–	–	–	678218-9	Bricka	Washer			11
18	2	–	–	–	1207745-9	Stoppning	Upholstery			119
18a	6	–	–	–	671328-3	Klammer	Clip			1200
19	1	–	–	–	1224660-9	Elvärmeelement	Heating element			12
19a	1	–	–	–	943746-8	Klammer	Clamp			1215
20	2	–	–	–	687679-1	Ficka	Pocket			1220
21	–	–	–	–		•Nät	•Net	8		1230
22	2	–	–	–	681186-3	•Resårband	•Elastic rope			1240
23	6	–	–	–	687675-9	Clips	Clip			1250
24	4	–	–	–	687643-7	Bussning	Bushing			1260
25	2	–	–	–	1210908-8	Nackskydd	Head restraint			1270
26	4	–	–	–	673232-5	•Hylsa	•Sleeve			1280
27	2	–	–	–	1221032-4	Låsning för	Head restraint			1290
						nackskydd	lock unit			1300
28	2	–	–	–	688900-0	Fäste	Anchorage			1310
28a	4	–	–	–	1221023-3	Bricka	Washer			1315
29	–	–	–	–		Klädsel	Cover		SE INNERKLÄDSEL	1320
									SEE UPHOLSTERY	1330
30	1	–	–	–	1210594-6	Beslag, V för V stol	Fitting, L for L seat			1340
	1	–	–	–	1210596-1	Beslag, V för H stol	Fitting, L for R seat			1350
31	1	–	–	–	1210595-3	Beslag, H för V stol	Fitting, R for L seat			1360
	1	–	–	–	1210597-9	Beslag, H för H stol	Fitting, R for R seat			13
31a	4	–	–	–	1224480-2	•Klämfjäder	•Spring			1375
31b	4	–	–	–	1224481-0	•Fjäderhållare	•Spring retainer			137
31c	2	–	–	–	1224823-3	•Låsbricka	•Lock washer			13
32	8	–	–	–	946539-4	Skruv	Screw			1380
33	8	–	–	–	942519-0	Skruv	Screw			1390
34	2	–	–	–	1204745-2	Förbindningsstång	Control rod			14
35	2	–	–	–	1204874-0	Ratt	Knob			14
36	2	–	–	–	1210500-3	Bricka	Washer			1420
37	2	–	–	–	1204875-7	Bricka	Washer			14
38	4	–	–	–	1204746-0	Kuliss, övre	Guard, upper			1440
39	2	–	–	–	1204748-6	Kuliss, nedre, V	Guard, lower, L			1450
	2	–	–	–	1204749-4	Kuliss, nedre, H	Guard, lower, R			1460
40	–	–	–	–		Strömställare,	Switch,		SE GRUPP 3	1465
						säkerhetsbälte	safety belt			1466

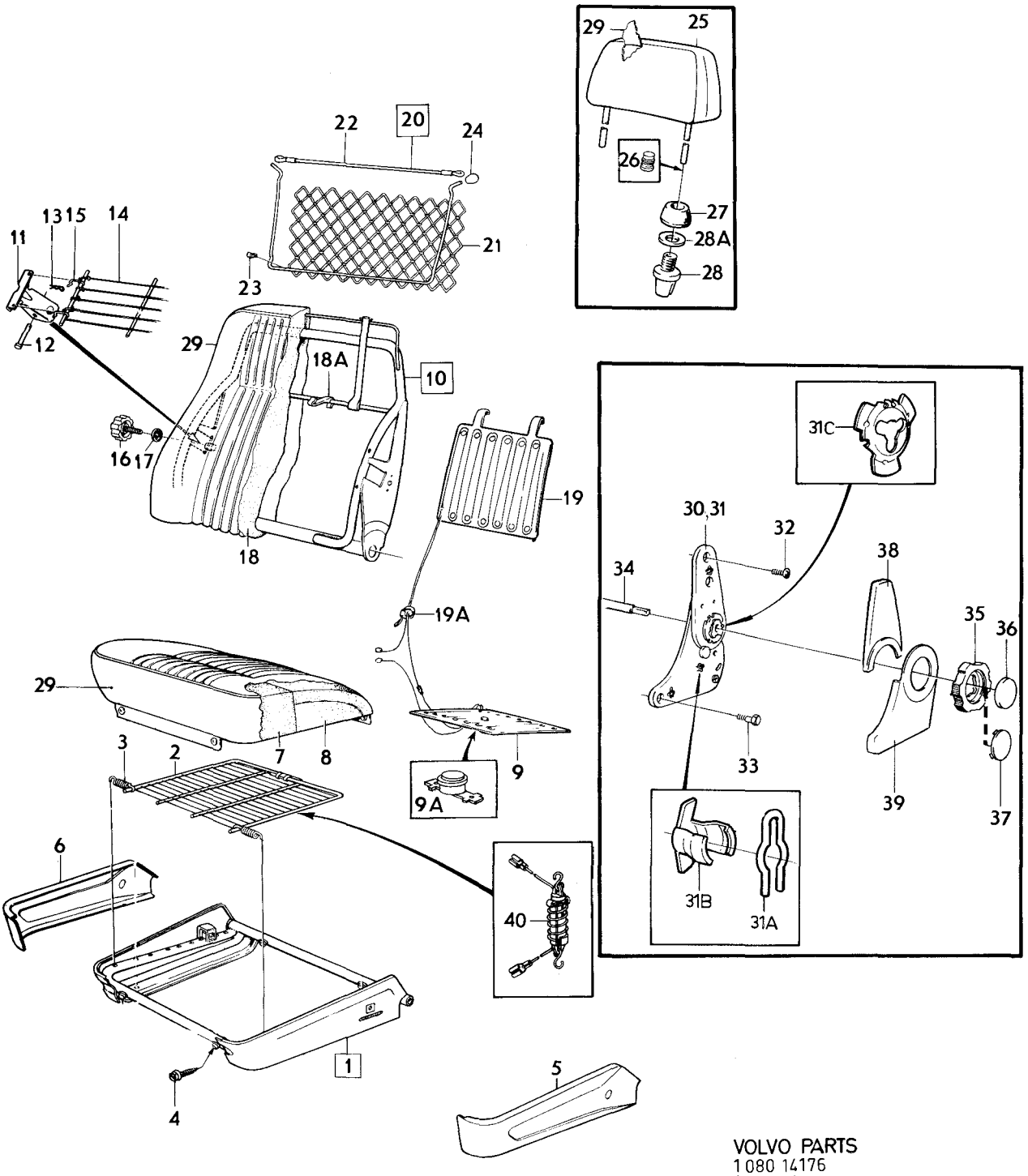

VOLVO PARTS
1 080 14176
(12132)

Sida 228 Page | Grupp 8 Group | Framstolar, CH 132567–. | Front seats, CH 132567–. | Illustration 15217 | 2225

1975-12

Pos. Fig.	Antal/Quantity				Detalj nr Part No	Benämning	Description	Sats Kit	Anmärkning Notes	
1	2	–	–	–	1204402-0	Sitsram	Seat frame			0020
2	2	–	–	–	1204396-4	•Resårmatta	•Wiremat			0040
3	8	–	–	–	1204564-7	•Fjäder	•Spring			0060
4	8	–	–	–	1204565-4	•Fjäder	•Spring			0080
x 4a	2	–	–	–	1224841-5	Skoning, främre	Eyelet, front		(1224404)	0087
x 4b	2	–	–	–	1224840-7	Skoning, bakre	Eyelet, rear		(1224403)	0093
5	2	–	–	–	1224032-1	Stoppning	Upholstery			0100
6	1	–	–	–	1224400-0	El–värmeelement, med 4–polig hylsisolator	Heating element, with 4–pole sleeve insulator		TID UTF	0120 0121 0122
	–	–	–	–	1224659-1	El–värmeelement, utan 4–polig hylsisolator	Heating element, without 4–pole sleeve insulator		SEN UTF	0130 0[illegible]
6a	1	–	–	–	1204871-6	•Termostat	•Thermostat			0140
7	–	–	–	–		Klädsel	Upholstery		SE INNERKLÄDSEL, SEE UPHOLSTERY.	0[illegible]
8	4	–	–	–	1224252-5	Clips	Clip			0200
9	ERF	–	–	–	95722-5	Klammer	Clamp			0[illegible]
10	2	–	–	–	1224294-7	Ryggram	Squab frame			0[illegible]
11	6	–	–	–	1204535-7	•Fjäder	•Spring			0260
12	6	–	–	–	685735-3	•Fjäder	•Spring			0[illegible]
12a	4	–	–	–	1204565-4	•Fjäder	•Spring		(1204534)	0[illegible]
13	4	–	–	–	1207675-8	•Hanke	•Hook			0300
14	2	–	–	–	1204529-0	•Resårmatta	•Wiremat			0320
15	2	–	–	–	1204959-9	Konsol	Bracket			0340
16	4	–	–	–	946753-1	Skruv	Screw			0360
17	2	–	–	–	1224580-9	Stoppklack	Stop lug			0380
18	2	–	–	–	1204961-5	Ok	Yoke			0400
19	4	–	–	–	1204881-5	Vagga	Cradle			0420
20	4	–	–	–	1204565-4	Fjäder	Spring			0440
21	4	–	–	–	1204963-1	Tråd	Wire			0460
22	2	–	–	–	1207853-1	Ratt med skruv	Knob with screw			0480
23	2	–	–	–	1207998-4	Stoppning	Upholstery			0500
24	2	–	–	–	1224041-2	Stoppning, bakre del	Upholstery, rear			0520
25	4	–	–	–	1224444-8	Klammer	Clamp			0540
26	1	–	–	–	1224401-8	El–värmeelement med 4–polig stiftisolator	Heating element, with 4–pole pin insulator		TID UTF	0560 0565
	1	–	–	–	1224660-9	El–värmeelement utan 4–polig stiftisolator	Heating element, without 4–pole pin insulator		SEN UTF	0570 0[illegible]
27	1	–	–	–	1204459-0	Beslag, V för V stol	Fitting, L for L seat			0580
	1	–	–	–	1204462-4	Beslag, V för H stol	Fitting, L for R seat			0[illegible]
	1	–	–	–	1204461-6	Beslag, H för V stol	Fitting, R for L seat			0[illegible]
	1	–	–	–	1204460-8	Beslag, H för H stol	Fitting, R for R seat			0640
27a	2	–	–	–	1224823-3	•Låsbricka	•Lock washer			0[illegible]
28	2	–	–	–	1204538-1	Överföringsrör	Control rod			0[illegible]
29	12	–	–	–	955295-1	Skruv	Screw			0680
30	12	–	–	–	945408-3	Mutter	Nut			0[illegible]
31	8	–	–	–	946471-0	Skruv	Screw			0[illegible]
32	2	–	–	–	1207630-3	Ratt	Knob			0740
33	2	–	–	–	1210500-3	Bricka	Washer			0760
34	2	–	–	–	1204952-4	Täckring	Cover ring			0780
35	1	–	–	–	1204966-4	Kuliss, V för V stol	Guard, L for L seat			0800
	1	–	–	–	1204991-2	Kuliss, V för H stol	Guard, L for R seat			0820
	1	–	–	–	1204990-4	Kuliss, H för V stol	Guard, R for L seat			0840
	1	–	–	–	1204967-2	Kuliss, H för H stol	Guard, R for R seat			0860
36	2	–	–	–	1204964-9	Kulisshållare, V	Guard retainer, L			0880
	2	–	–	–	1204965-6	Kulisshållare, H	Guard retainer, R			0900
37	4	–	–	–	1207728-5	Styrbussning, övre	Steering bush, upper		CH –151292	0920
38	4	–	–	–	1207727-7	Styrbussning, nedre	Steering bush, lower		CH –151292	0940
39	4	–	–	–	947796-9	Låsbricka	Lock washer		CH –151292	0960
x 40	2	–	–	–	1224820-9	Styrbussning	Steering bush		CH 151293–	0970
41	2	–	–	–	1204465-7	Nackskydd	Head restraint		CH –151292	0980

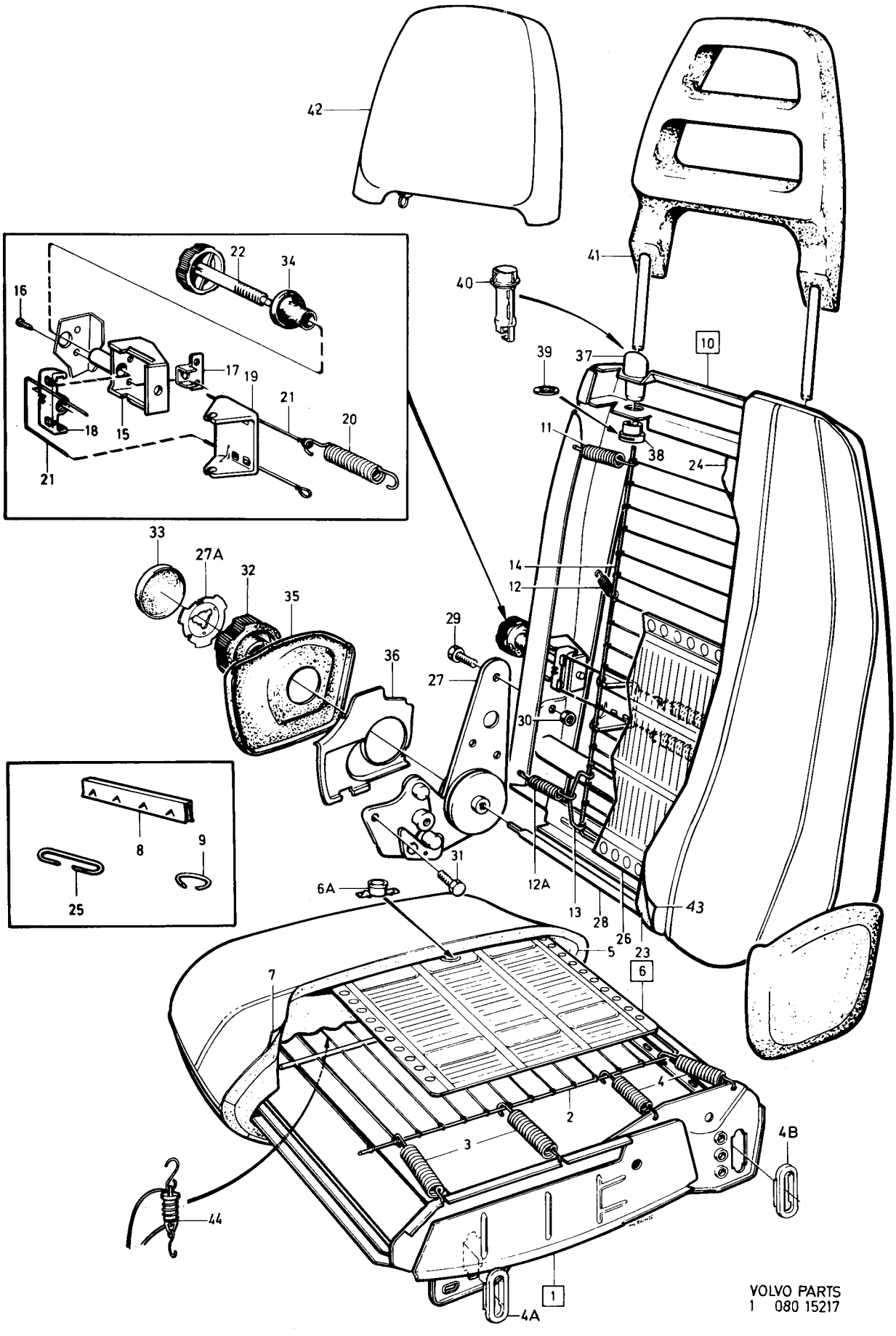

VOLVO PARTS
1 080 15217

Sida / Page	Grupp / Group			Illustration	
230	8	Framstolar, CH 132567–. / Front seats, CH 132567–.		15217	2225
				1975-12	

	Pos. / Fig.	Antal/Quantity				Detalj nr / Part No	Benämning	Description	Sats / Kit	Anmärkning / Notes	
x		2	–	–	–	1224939-7	Nackskydd	Head restraint			0985
	42	2	–	–	–	283091-7	Kudde	Cushion		7)	1000
	43	–	–	–	–		Klädsel	Cover		SE INNERKLÄDSEL SEE UPHOLSTERY	1020 1040
	44	–	–	–	–		Strömställare	Switch		SE GRUPP 3	1060

7. Ej standardutrustning. Säljes som tillbehör. Non–standard equipment. Marked as accessory. Pas en équipement standard. Vendu comme accessoire. Nicht serienmässig, wird als Zubehör verkauft. No equipo standard. Se vende como accesorio.

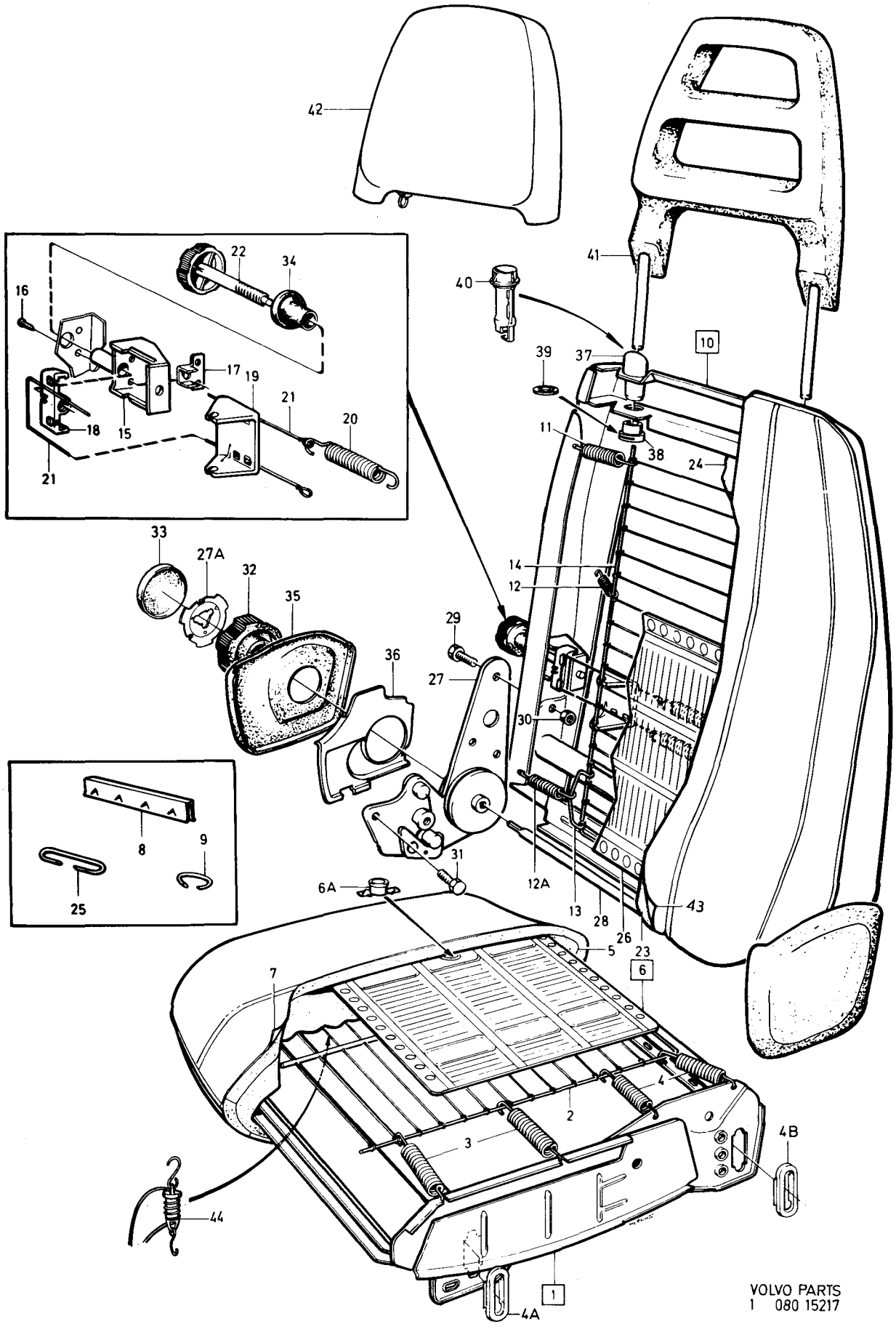

VOLVO PARTS
1 080 15217

Sida 232 Page | Grupp 8 Group | Underrede för framstol utan höjdomställare CH–132566. | Undercarriage for front seats without vertical adjustement CH–132566. | Illustration 11705 1975-03 | 2250

Pos. Fig.	Antal/Quantity				Detalj nr Part No	Benämning	Description	Sats Kit	Anmärkning Notes	
1	1	–	–	–	677234-7	Rörbåge, V	Tubular frame, L		ALT	1010
	1	–	–	–	677235-4	Rörbåge, H	Tubular frame, R		ALT	1020
2	1	–	–	–	677240-4	Länkskruv	Link screw	2		1030
3	1	–	–	–	955827-1	Mutter	Nut	0		1040
4	1	–	–	–	940097-9	Bricka	Washer	0		1050
5	1	–	–	–	940135-7	Skruv	Bolt		TID UTF	1060
	1	–	–	–	944012-4	Flänsskruv	Flanged bolt		SEN UTF	1061
6	1	–	–	–	955826-3	Mutter	Nut		TID UTF	1070
	1	–	–	–	945457-0	Flänsmutter	Flanged nut		SEN UTF	1071
7	1	–	–	–	955894-1	Bricka	Washer		TID UTF	1080
8	1	–	–	–	955921-2	Fjäderbricka	Spring washer		TID UTF	1090
9	2	–	–	–	677239-6	Konsol	Bracket			1[illegible]
10	2	–	–	–	955524-4	Skruv	Bolt	0		1[illegible]
11	2	–	–	–	955826-3	Mutter	Nut		TID UTF	1120
	2	–	–	–	945457-0	Flänsmutter	Flanged nut		SEN UTF	1[illegible]
12	2	–	–	–	955921-2	Fjäderbricka	Spring washer	0		1[illegible]
13	2	–	–	–	955524-4	Skruv	Bolt		TID UTF. L 19.	1140
	2	–	–	–	940135-7	Skruv	Bolt		TID UTF. L 22.	1[illegible]
	2	–	–	–	942402-9	Flänsskruv	Flanged screw		SEN UTF. L 16.	1[illegible]
	2	–	–	–	944012-4	Flänsskruv	Flanged screw		SEN UTF. L 19.	1143
14	2	–	–	–	960141-0	Bricka	Washer		TID UTF	1[illegible]
15	4	–	–	–	955921-2	Fjäderbricka	Spring washer		TID UTF	1[illegible]
16	1	–	–	–	677280-0	Glidskena, yttre, V	Adjuster rail, outer, L		CH –102949. ALT 1.	1170
	1	–	–	–	677281-8	Glidskena, yttre, H	Adjuster rail, outer, R		CH –102949. ALT 2.	1180
17	1	–	–	–	677277-6	Glidskena, inre	Adjuster rail, inner		CH –102949	1190
18	1	–	–	–	1204840-1	Glidskena, V	Adjuster rail, L		CH 102950–	1191
	1	–	–	–	1204841-9	Glidskena, H	Adjuster rail, R		CH 102950–	1192
19	1	–	–	–	1204842-7	Spärrbygel	Catch clamp		CH 102950–	1193
20	1	–	–	–	1204843-5	Fjäder, V	Spring, L		CH 102950–	1194
	1	–	–	–	1204844-3	Fjäder, H	Spring, R		CH 102950–	1195
21	1	–	–	–	677770-0	Knapp	Button			1200
22	2	–	–	–	940113-4	Skruv	Bolt		TID UTF	1210
	2	–	–	–	942624-8	Flänsskruv	Flanged bolt		SEN UTF	1211
23	2	–	–	–	955894-1	Bricka	Washer		TID UTF	1220
24	2	–	–	–	955949-3	Låsbricka	Lock washer		TID UTF	1230
25	2	–	–	–	940161-3	Skruv	Bolt			1240
26	2	–	–	–	955826-3	Mutter	Nut			1250
27	2	–	–	–	941907-8	Fjädrande bricka	Resilient washer			1260
28	1	–	–	–	677268-5	Spärrplatta, V	Catch plate, L		CH –102949. ALT 1.	1[illegible]
	1	–	–	–	677269-3	Spärrplatta, H	Catch plate, R		CH –102949. ALT 2.	1[illegible]
29	4	–	–	–	955826-3	Mutter	Nut		TID UTF	1290
	4	–	–	–	945457-0	Flänsmutter	Flanged nut		SEN UTF	1[illegible]
30	4	–	–	–	940097-9	Bricka	Washer		TID UTF	1[illegible]
31	4	–	–	–	941907-8	Fjädrande bricka	Resilient washer		TID UTF	1310

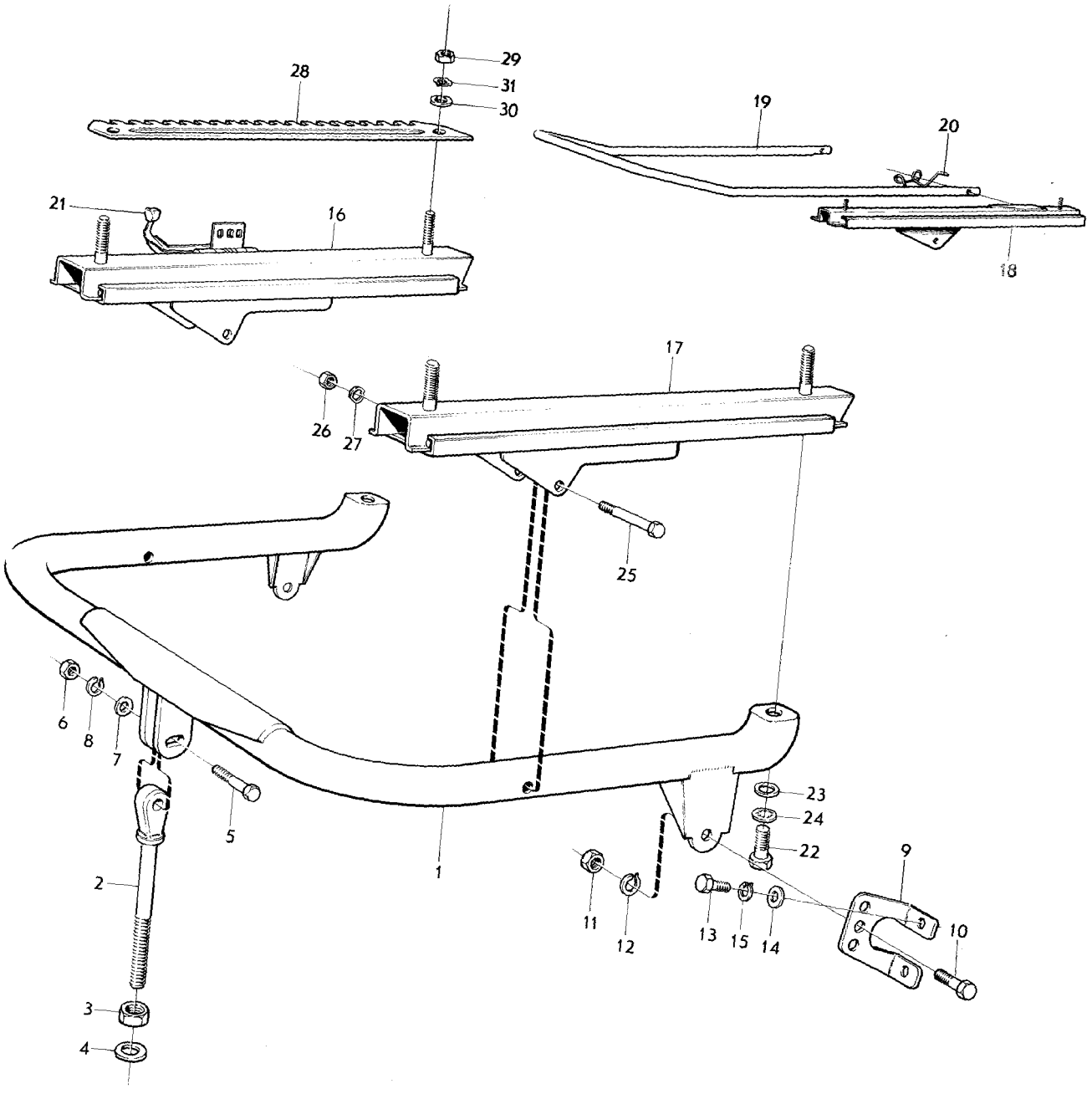
29
31
30
28
19
20
21
16
18
17
26
27
25
6
8
7
5
1
23
24
22
9
2
11
12
13
15
14
10
3
4

Sida / Page	Grupp / Group	Underrede för framstol utan höjdomställare CH 132567–.	Undercarriage for front seat without vertical seat adjuster CH 132567–	Illustration 14339 1975-12	2275
234	8				

Pos. Fig.	Antal/Quantity				Detalj nr Part No	Benämning	Description	Sats Kit	Anmärkning Notes	
1	–	–	–	–		Underrede utan höjdomställare	Undercarriage without vertical seat adjuster	8		0020 0040
2	1	–	–	–	1207834-1	•Glidskena, V	•Adjuster rail, L			0060
3	1	–	–	–	1207835-8	•Glidskena, H	•Adjuster rail, R			0080
4	1	–	–	–	1210477-4	•Vinkeljärn, V	•Angle iron, L			0100
5	1	–	–	–	1210478-2	•Vinkeljärn, H	•Angle iron, R			0120
6	1	–	–	–	1207846-5	•Spärrbygel	•Catch clamp			0140
7	1	–	–	–	1204843-5	•Fjäder, V	•Spring, L			0160
8	1	–	–	–	1204844-3	•Fjäder, H	•Spring, R			0180
9	4	–	–	–	945408-3	•Mutter	•Nut			0200
10	4	–	–	–	955894-1	Bricka	Washer			0210
11	2	–	–	–	17394-8	Pinnskruv	Stud			02[illegible]
12	2	–	–	–	945408-3	Mutter	Nut			02[illegible]
13	1	–	–	–	1207751-7	Konsol	Bracket			0240
14	2	–	–	–	944926-5	Skruv	Screw			02[illegible]
15	1	–	–	–	17394-8	Pinnskruv	Stud			028[illegible]
16	1	–	–	–	945408-3	Mutter	Nut			0300
17	1	–	–	–	955294-4	Skruv	Screw			03[illegible]
18	1	–	–	–	955894-1	Bricka	Washer			03[illegible]
19	4	–	–	–	944926-5	Skruv	Screw			0400
20	1	–	–	–	1224406-7	Kuliss	Coulisse			04[illegible]
21	2	–	–	–	948185-4	Plastnit	Plastic rivet		(945790)	04[illegible]

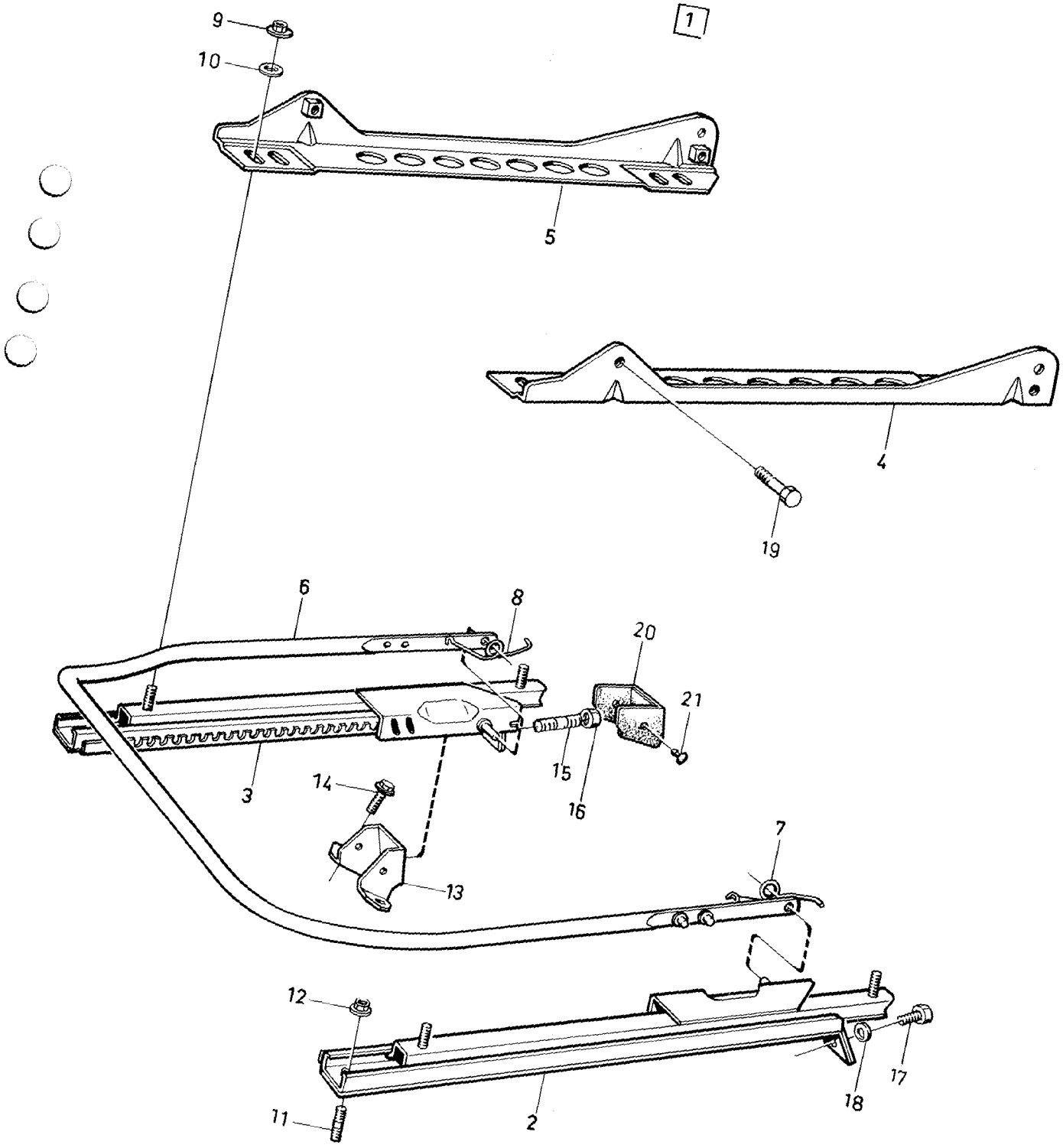
1
9
10
5
4
19
6
8
20
21
3
14
15
16
7
13
12
11
2
18
17

Sida 236 Page | Grupp 8 Group | Underrede för framstol med höjdomställning CH –66730 | Undercarriage for front seats with vertical adjustment CH –66730 | Illustration 8489 1975-03 | 2300

Pos. Fig.	Antal/Quantity				Detalj nr Part No	Benämning	Description	Sats Kit	Anmärkning Notes	
1	1	–	–	–	680891-9	Rörbåge, V	Tubular frame, L		ALT	1010
	1	–	–	–	680892-7	Rörbåge, H	Tubular frame, R		ALT	1020
2	1	–	–	–	681048-5	Länk	Link	3		1030
3	1	–	–	–	1221213-0	Arm	Arm	3	(680882)	1040
4	1	–	–	–	1221151-2	Ledtapp	Pivot		(680879)	1050
5	1	–	–	–	913117-8	Bult	Bolt	0		1060
6	1	–	–	–	955892-5	Bricka	Washer	0		1070
7	1	–	–	–	907824-7	Saxpinne	Split pin	0		1080
8	1	–	–	–	680888-5	Fjäder, V	Spring, L	3		1090
	1	–	–	–	681525-2	Fjäder, H	Spring, R	3		1100
9	1	–	–	–		Distansrör	Spacer tube	8		1110
10	2	–	–	–	680968-5	Lagerbussning	Bearing bushing	3		1120
11	1	–	–	–	955540-0	Skruv	Bolt	0		1130
12	1	–	–	–	950354-1	Mutter	Nut	0		1140
13	1	–	–	–	680885-1	Konsol	Bracket			1150
14	2	–	–	–	955534-3	Skruv	Bolt	0		1160
15	2	–	–	–	940108-4	Fjäderbricka	Spring washer	0		1170
16	1	–	–	–		Distansrör	Spacer tube	8		1180
17	2	–	–	–	680968-5	Lagerbussning	Bearing bushing	3		1190
18	2	–	–	–	672075-9	Bussning	Bushing	3		1200
19	1	–	–	–	955539-2	Skruv	Bolt	0		1210
20	1	–	–	–	950354-1	Mutter	Nut	0		1220
20a	1	–	–	–	683371-9	Kåpa	Casing		CH 7490–	1230
21	1	–	–	–	680927-1	Länk	Link			1240
22	1	–	–	–	680932-1	Fjäder, V	Spring, L	3		1250
	1	–	–	–	680933-9	Fjäder, H	Spring, R	3		1260
23	2	–	–	–	955900-6	Bricka	Washer	0		1270
24	2	–	–	–	681733-2	Bussning	Bushing	3		1280
25	1	–	–	–	680919-8	Konsol, V	Bracket, L			1290
	1	–	–	–	680920-6	Konsol, H	Bracket, R			1300
26	2	–	–	–	914450-2	Spårring	Circlip	0	TID UTF	1310
26a	2	–	–	–	907849-4	Saxpinne	Split pin	0	TID UTF	1320
26b	2	–	–	–	943804-5	Spårryttare	E–ring	0	SEN UTF	1330
27	2	–	–	–	955538-4	Skruv	Bolt	0		1340
28	2	–	–	–	681526-0	Bussning	Bushing	3		1350
29	2	–	–	–	950354-1	Mutter	Nut	0		1360
30	2	–	–	–	955899-0	Bricka	Washer	0		1370
31	2	–	–	–	941911-0	Fjädrande bricka	Resilient washer	0		1380
32	2	–	–	–	955524-4	Skruv	Bolt	0	L 19	1390
	2	–	–	–	940135-7	Skruv	Bolt	0	L 22	1400
33	4	–	–	–	955921-2	Fjäderbricka	Spring washer	0		1410
34	1	–	–	–	681905-6	Glidskena, V	Adjuster rail, L	3		1420
35	1	–	–	–	681906-4	Glidskena, H	Adjuster rail, R	3		1430
36	2	–	–	–	940113-4	Skruv	Bolt	0		1440
37	2	–	–	–	941907-8	Fjädrande bricka	Resilient washer	0		1450
38	2	–	–	–	940161-3	Skruv	Bolt	0		1460
39	2	–	–	–	955826-3	Mutter	Nut	0		1470
40	2	–	–	–	955894-1	Bricka	Washer	0		1480
41	2	–	–	–	955949-3	Låsbricka	Lock washer	0		1490
42	1	–	–	–	682084-9	Reglage, V	Control, L	3		1500
43	1	–	–	–	682085-6	Reglage, H	Control, R	3		1510
44	10	–	–	–	955826-3	Mutter	Nut	0		1520
45	10	–	–	–	940097-9	Bricka	Washer	0		1530
46	10	–	–	–	941907-8	Fjädrande bricka	Resilient washer	0		1540
47	1	–	–	–	678860-8	Knopp	Button	2		1550
48	1	–	–	–	667969-0	Låsfjäder	Lock spring	2		1560
49	1	–	–	–	681887-6	Dragstång	Pull rod			1570
50	1	–	–	–	955778-6	Mutter, yttre	Nut, outer	0		1580
51	1	–	–	–	681886-8	Mutter, inre	Nut, inner			1590

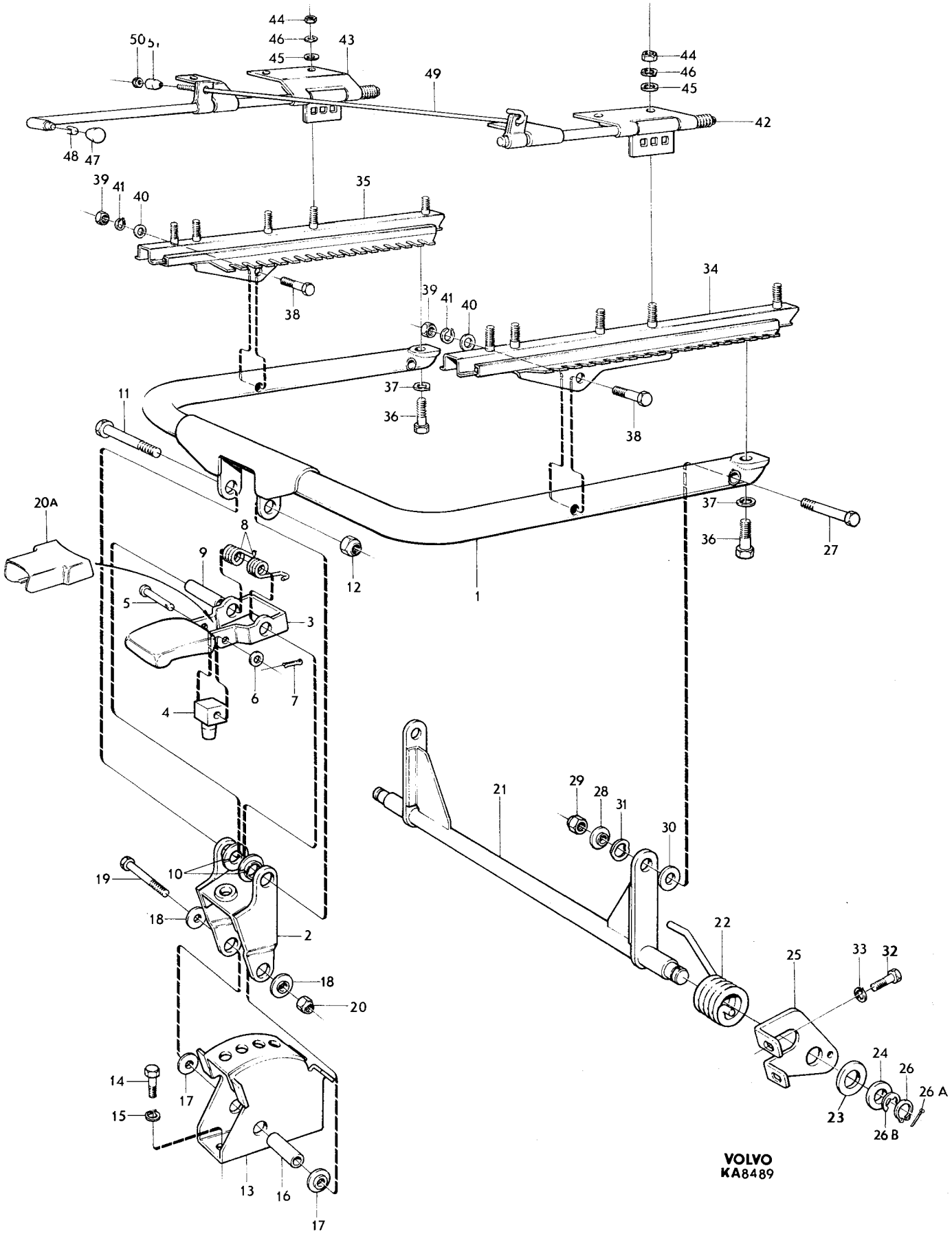

VOLVO
KA8489

Sida 238 Page | Grupp 8 Group | Underrede för framstol med höjdomställare CH 66731–132566. | Undercarriage for front seat with vertical seat adjuster CH 66731–132566. | Illustration 11704 1975-03 | 2350

Pos. Fig.	Antal/Quantity				Detalj nr Part No	Benämning	Description	Sats Kit	Anmärkning Notes	
1	1	–	–	–	1221175-1	Rörbåge, V	Tubular frame, L			1010
	1	–	–	–	1221176-9	Rörbåge, H	Tubular frame, R			1020
2	1	–	–	–	1221183-5	Länk	Link	3		1030
3	1	–	–	–	1221213-0	Arm	Arm	3		1040
4	1	–	–	–	1221151-2	Ledtapp	Pivot	3		1050
5	1	–	–	–	1221180-1	Fjäder	Spring	3		1060
6	1	–	–	–	945800-1	Bult	Bolt	0		1070
7	1	–	–	–	945717-7	Spärrbricka	Lock washer	0		1080
8	1	–	–	–	1221154-6	Axel	Shaft	3		1090
9	4	–	–	–	1221155-3	Bussning	Bushing	3		1100
10	2	–	–	–	945739-1	Spärrbricka	Lock washer	3		1110
11	1	–	–	–	1221202-3	Konsol	Bracket			[illegible]
11a	1	–	–	–	955522-8	Skruv	Screw		CH 74450–102949.	[illegible]
11b	1	–	–	–	955826-3	Mutter	Nut		CH 74450–102949.	1122
12	1	–	–	–	1221153-8	Axel	Shaft			[illegible]
13	4	–	–	–	1221155-3	Bussning	Bushing	3		1140
14	2	–	–	–	945739-1	Spärrbricka	Lock washer	0		1150
15	1	–	–	–	1221158-7	Länk	Link			[illegible]
16	2	–	–	–	1221155-3	Bussning	Bushing	3		[illegible]
17	2	–	–	–	945739-1	Spärrbricka	Lock washer	0		1175
18	1	–	–	–	1221160-3	Konsol, V	Bracket, L			[illegible]
	1	–	–	–	1221161-1	Konsol, H	Bracket, R			[illegible]
19	2	–	–	–	1221152-0	Hylsa	Sleeve	3		1200
20	2	–	–	–	680932-1	Fjäder, V	Spring, L	3		1210
	2	–	–	–	680933-9	Fjäder, H	Spring, R	3		1220
21	2	–	–	–	1221155-3	Bussning	Bushing	3		1230
22	2	–	–	–	945739-1	Spärrbricka	Lock washer	0		1240
23	2	–	–	–	943909-2	Skruv	Bolt	0		1250
24	2	–	–	–	942402-9	Skruv	Bolt	0	L 16	1270
	2	–	–	–	944012-4	Skruv	Bolt	0	L 19	1280
25	1	–	–	–	681905-6	Glidskena, V	Adjuster rail, L		CH –102949	1310
26	1	–	–	–	681906-4	Glidskena, H	Adjuster rail, R		CH –102949	1320
27	1	–	–	–	1204840-1	Glidskena, V	Adjuster rail, L		CH 102950–	1321
	1	–	–	–	1204841-9	Glidskena, H	Adjuster rail, R		CH 102950–	1322
28	1	–	–	–	1204842-7	Spärrbygel	Catch clamp		CH 102950–	1323
29	1	–	–	–	1204843-5	Fjäder, V	Spring, L		CH 102950–	1324
	1	–	–	–	1204844-3	Fjäder, H	Spring, R		CH 102950–	1325
30	2	–	–	–	940113-4	Skruv	Bolt		TID UTF	1330
	2	–	–	–	942624-8	Flänsskruv	Flanged bolt		SEN UTF	[illegible]
31	2	–	–	–	941907-8	Fjädrande bricka	Resilient washer		TID UTF	[illegible]
32	2	–	–	–	940161-3	Skruv	Bolt			1350
33	2	–	–	–	955826-3	Mutter	Nut			[illegible]
34	2	–	–	–	955894-1	Bricka	Washer			1370
35	2	–	–	–	955949-3	Låsbricka	Lock washer			1380
36	1	–	–	–	682084-9	Reglage, V	Control, L		CH –102949	[illegible]
37	1	–	–	–	682085-6	Reglage, H	Control, R		CH –102949	[illegible]
38	10	–	–	–	955826-3	Mutter	Nut		TID UTF	1410
	10	–	–	–	945457-0	Flänsmutter	Flanged nut		SEN UTF	[illegible]
39	10	–	–	–	940097-9	Bricka	Washer		TID UTF	[illegible]
40	10	–	–	–	941907-8	Fjädrande bricka	Resilient washer		TID UTF	1430
41	1	–	–	–	678860-8	Knopp	Button		CH –102949	1440
42	1	–	–	–	667969-0	Låsfjäder	Lock spring		CH –102949	1450
43	1	–	–	–	681887-6	Dragstång	Pull rod		CH –102949	1460
44	1	–	–	–	955778-6	Mutter, yttre	Nut, outer		CH –102949	1470
45	1	–	–	–	681886-8	Mutter, inre	Nut, inner		CH –102949	1480

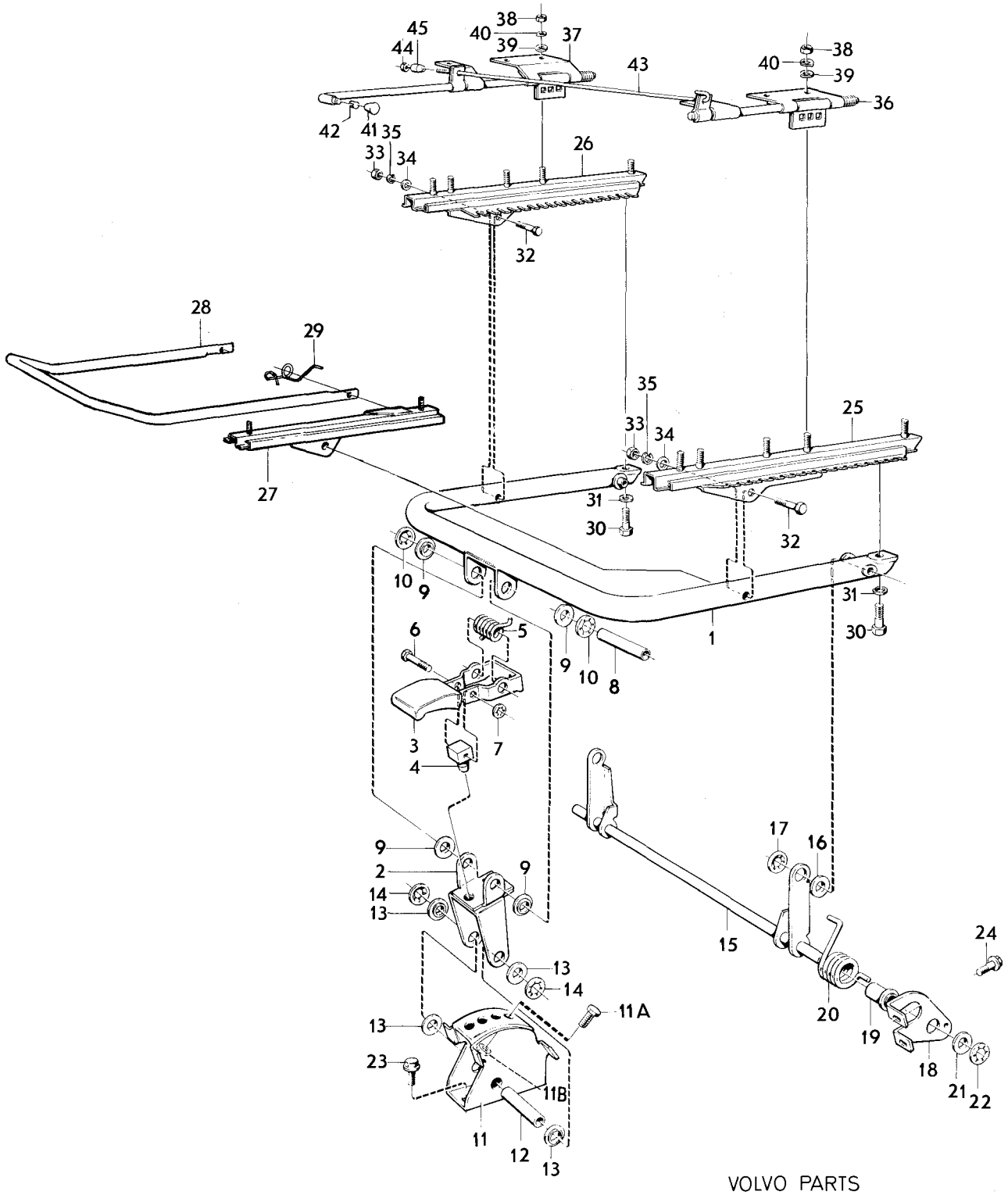

VOLVO PARTS
1-080-11704

Sida 240 Page | Grupp 8 Group | Underrede för framstol med höjdomställare CH 132567–. | Undercarriage for front seat with vertical seat adjuster CH 132567–. | Illustration 14338 1975-12 | 2375

Pos. Fig.	Antal/Quantity				Detalj nr Part No	Benämning	Description	Sats Kit	Anmärkning Notes	
1	1	–	–	–		Underrede med höjdomställare	Undercarriage with vertical seat adjuster	8		0020 0040
2	1	–	–	–	1204860-9	•Höjdomställare	•Vertical seat adjuster			0060
	1	–	–	–		••Ram	••Frame	8		0080
3	1	–	–	–	1224071-9	••Reglage, främre	••Control, forward			0100
4	1	–	–	–	1207947-1	•••Reglageknopp	•••Control knob			0120
5	1	–	–	–	1207898-6	••Reglage, bakre	••Control, rear			0140
6	1	–	–	–	1224145-1	•••Handtag	•••Handle			0160
7	2	–	–	–	1224116-2	••Bussning	••Bushing			0180
8	2	–	–	–	1224117-0	••Bricka	••Washer			0200
9	2	–	–	–	945719-3	••Hållare	••Holder			0220
10	4	–	–	–	1224119-6	••Reglagestång	••Control bar			[illegible]
11	8	–	–	–	1224193-1	••Bussning	••Bushing			[illegible]
12	8	–	–	–	1224192-3	••Länkklammer	••Linkage clip			0280
13	4	–	–	–	1224174-1	••Fjäder	••Spring			[illegible]
14	4	–	–	–	1207918-2	••Styraxel	••Steering shaft			0320
15	4	–	–	–	1207920-8	••Hylsa	••Sleeve			0340
16	1	–	–	–	1207834-1	•Glidskena, V	•Adjuster rail, L			[illegible]
17	1	–	–	–	1207835-8	•Glidskena, H	•Adjuster rail, R			[illegible]
18	1	–	–	–	1207846-5	•Spärrbygel	•Catch clamp			0400
19	1	–	–	–	1204843-5	•Fjäder, V	•Spring, L			[illegible]
20	1	–	–	–	1204844-3	•Fjäder, H	•Spring, R			[illegible]
21	4	–	–	–	945408-3	•Mutter	•Nut			0460
22	4	–	–	–	955894-1	Bricka	Washer			0465
23	2	–	–	–	17394-8	Pinnskruv	Stud			0480
24	2	–	–	–	945408-3	Mutter	Nut			0485
25	1	–	–	–	1207751-7	Konsol	Bracket			0500
26	2	–	–	–	944926-5	Skruv	Screw			0520
27	1	–	–	–	17394-8	Pinnskruv	Stud			0540
28	1	–	–	–	945408-3	Mutter	Nut			0560
29	1	–	–	–	955294-4	Skruv	Screw			0580
30	1	–	–	–	955894-1	Bricka	Washer			0600
31	4	–	–	–	948060-9	Skruv	Screw			0620
32	4	–	–	–	1224822-5	Distansrör	Spacer tube			0640
33	4	–	–	–	960143-6	Bricka	Washer			0660
34	1	–	–	–	1224406-7	Kuliss	Coulisse			0680
x 35	2	–	–	–	948185-4	Plastnit	Plastic rivet			0700
36	1	–	–	–	1224412-5	Skyddslist	Protector moulding			0710
37	3	–	–	–	955124-3	Skruv	Screw			[illegible]

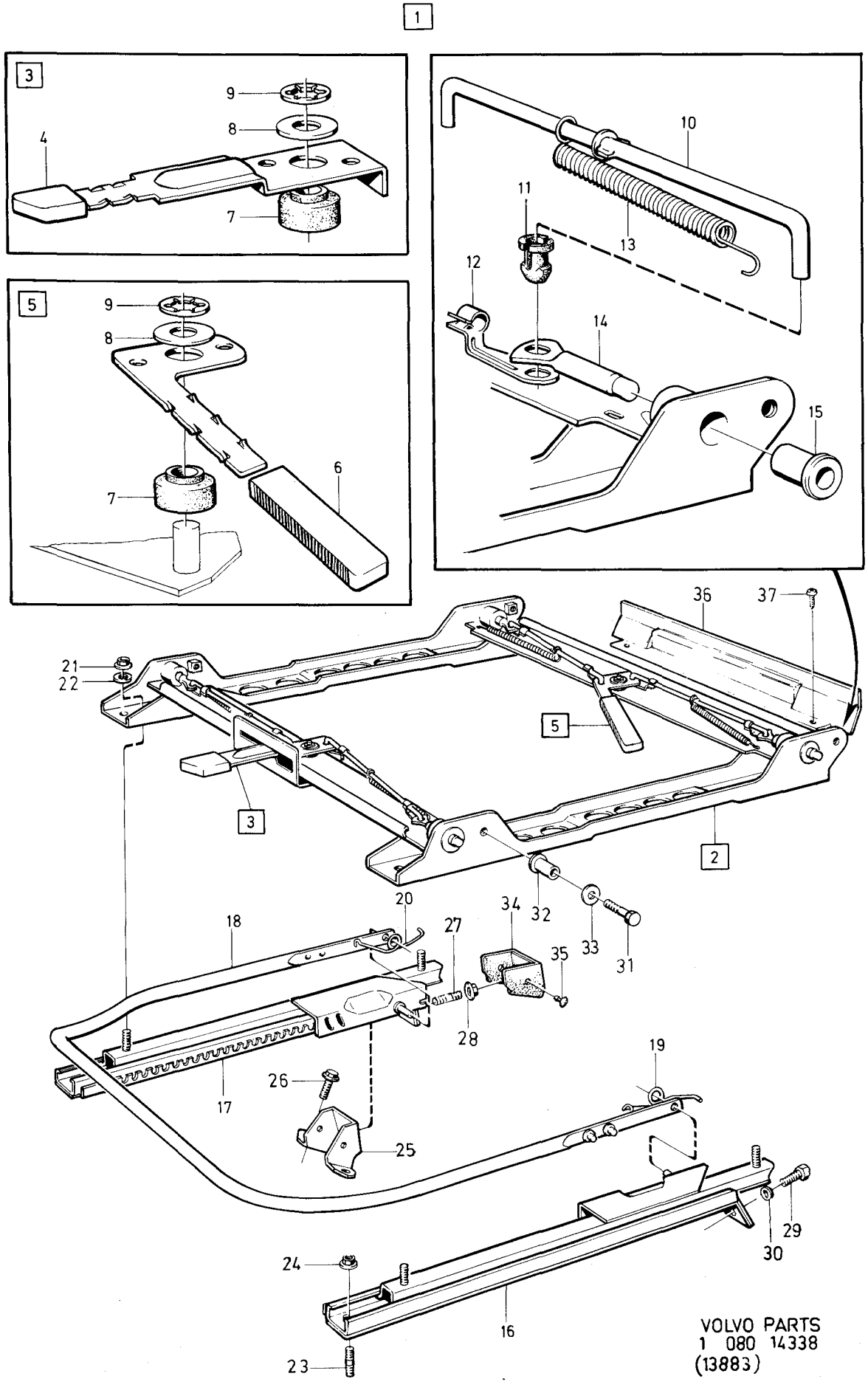

VOLVO PARTS
1 080 14338
(13883)

Sida 242 Page | Grupp 8 Group | Framsäte | Bench type front seat | Illustration 8480 | 1975-12 | 2400

Pos. Fig.	Antal/Quantity				Detalj nr Part No	Benämning	Description	Sats Kit	Anmärkning Notes	
1	1	–	–	–		Sitsram	Seat frame	8	(682028)	1010
2	–	–	–	–		•Resårband	•Rubber straps	8		1020
3	13	–	–	–	678796-4	•Hake	•Catch			1030
	1	–	–	–	671114-7	•Hake	•Catch			1040
4	1	–	–	–	678544-8	Panel, V	Panel, L			1050
	1	–	–	–	678545-5	Panel, H	Panel, R			1060
5	8	–	–	–	679174-3	Fästplugg	Anchorage plug			1070
6	1	–	–	–	677234-7	Rörbåge, V	Tubular frame, L			1080
7	1	–	–	–	677235-4	Rörbåge, H	Tubular frame, R			1090
8	2	–	–	–	677277-6	Glidskena, yttre	Adjuster rail, outer	3		1100
9	2	–	–	–	678742-8	Glidskena, inre	Adjuster rail, inner	3		1110
10	4	–	–	–	940161-3	Skruv	Screw	0		1120
11	4	–	–	–	955894-1	Bricka	Washer	0		1130
12	4	–	–	–	955949-3	Låsbricka	Lock washer	0		1140
13	4	–	–	–	940113-4	Skruv	Bolt	0		1150
14	4	–	–	–	955826-3	Mutter	Nut	0		1160
15	4	–	–	–	955949-3	Låsbricka	Lock washer	0		1170
16	4	–	–	–	677239-6	Konsol	Bracket			1180
17	4	–	–	–	955524-4	Skruv	Bolt	0		1190
18	4	–	–	–	955826-3	Mutter	Nut	0		1200
19	4	–	–	–	955921-2	Fjäderbricka	Spring washer	0		1210
20	6	–	–	–	955524-4	Skruv	Screw	0	L 19	1220
	2	–	–	–	940135-7	Skruv	Screw	0	L 20,5	1230
21	2	–	–	–	960141-0	Bricka	Washer	0		1240
22	8	–	–	–	955921-2	Fjäderbricka	Spring washer	0		1250
23	2	–	–	–	677240-4	Länkskruv	Link screw	2		1260
24	2	–	–	–	955827-1	Mutter	Nut	0		1270
25	2	–	–	–	940097-9	Bricka	Washer	0		1280
26	2	–	–	–	940135-7	Skruv	Bolt	0		1290
27	2	–	–	–	955826-3	Mutter	Nut	0		1300
28	2	–	–	–	955894-1	Bricka	Washer	0		1310
29	2	–	–	–	955921-2	Fjäderbricka	Spring washer	0		1320
30	12	–	–	–	955826-3	Mutter	Nut	0		1330
31	12	–	–	–	955894-1	Bricka	Washer	0		1340
32	12	–	–	–	955949-3	Låsbricka	Lock washer	0		1350
33	1	–	–	–	681742-3	Spärrhake, V	Catch, L	3		1360
34	1	–	–	–	681743-1	Spärrhake, H	Catch, R	3		1370
35	2	–	–	–	678327-8	Lagerkonsol	Bearing bracket			1380
36	1	–	–	–	678860-8	Knopp	Button	2		1390
37	1	–	–	–	667969-0	Låsfjäder	Lock spring	2		1400
38	1	–	–	–	681570-8	Dragstång	Pull rod			1410
39	1	–	–	–	955778-6	Mutter	Nut	0		1420
40	1	–	–	–	676995-4	Klammer	Clamp			1430
41	1	–	–	–	693877-3	Stoppning	Upholstery		(693150)	1440
41a	–	–	–	–		Klädsel	Upholstery		SE INNERKLÄDSEL SEE UPHOLSTERY	1450 1460
42	1	–	–	–	678547-1	Ryggram	Squab frame			1470
43	–	–	–	–		•Resårband	•Rubber strap	8		1480
44	6	–	–	–	669933-4	•Hake	•Catch			1490
45	2	–	–	–		•Bygel	•Brace	8		1500
46	2	–	–	–	952714-4	•Bult	•Bolt	0		1510
47	2	–	–	–	907824-7	•Saxpinne	•Split pin		(907821)	1520
48	2	–	–	–	678222-1	Ratt	Knob	3		1530
49	2	–	–	–	678218-9	Bricka	Washer			1540
50	1	–	–	–	693164-6	Stoppning	Upholstery			1550
50a	6	–	–	–	671328-3	Klammer	Clamp			1560
51	–	–	–	–		Klädsel	Cover		SE INNERKLÄDSEL SEE UPHOLSTERY	1570 1580
52	4	–	–	–	940162-1	Skruv	Screw	0		1590
53	4	–	–	–	942336-9	Fjädrande bricka	Resilient washer	0		1600
54	2	–	–	–	680126-0	Nackstöd	Head rest			2010
55	–	–	–	–		Klädsel	Cover		SE INNERKLÄDSEL SEE UPHOLSTERY	2020 2030

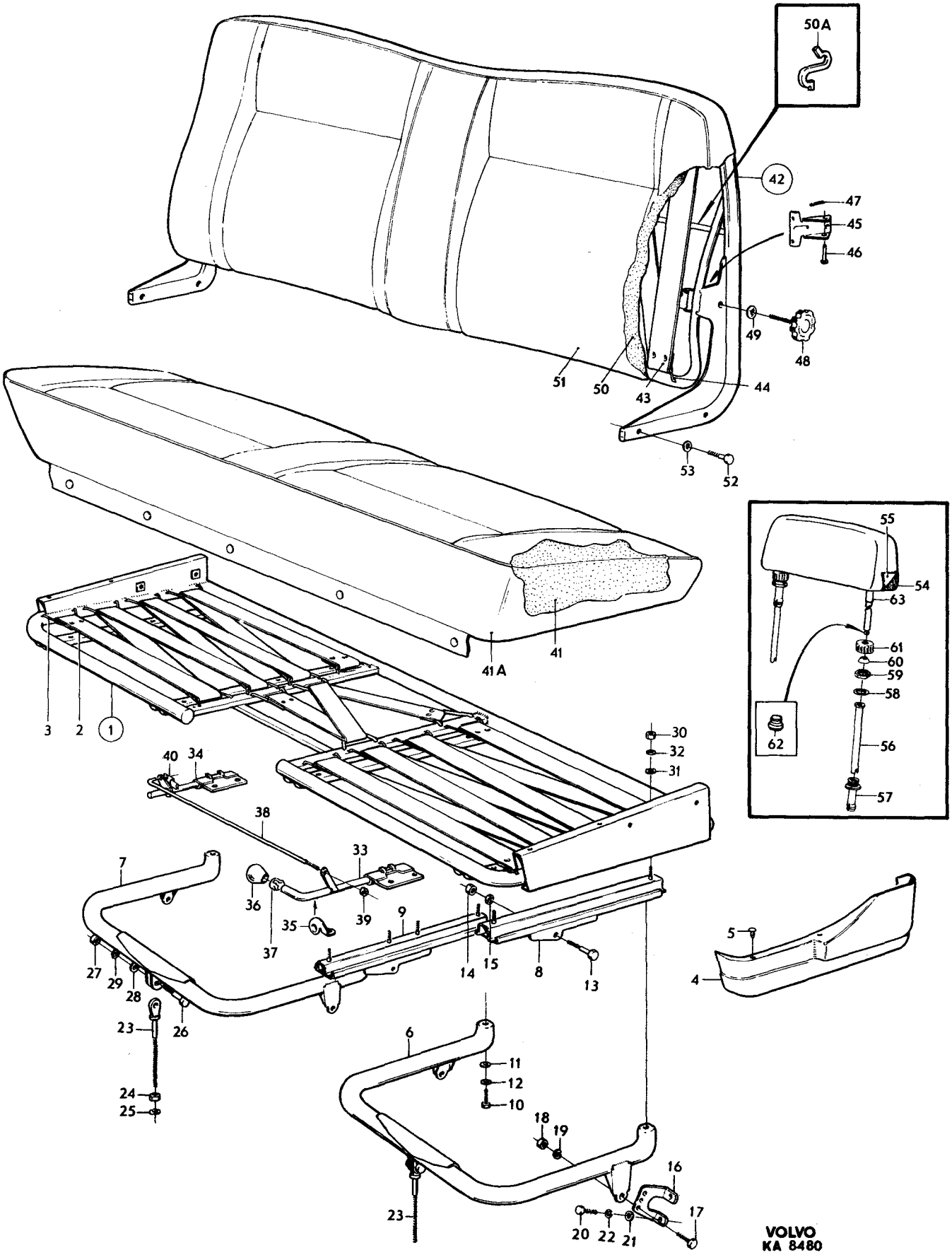

VOLVO
KA 8480

Sida 244 Page | Grupp 8 Group | Framsäte | Bench type front seat | Illustration 8480 1975-03 | 2400

Pos. Fig.	Antal/Quantity				Detalj nr Part No	Benämning	Description	Sats Kit	Anmärkning Notes	
56	4	–	–	–	672021-3	Styrhylsa	Guide sleeve			2040
57	4	–	–	–	672020-5	Styrhylsa	Guide sleeve			2050
58	4	–	–	–	672017-1	Bricka	Washer			2060
59	4	–	–	–	672016-3	Mutter	Nut			2070
60	4	–	–	–	672018-9	Låshylsa	Lock sleeve			2080
61	4	–	–	–	672015-5	Överfallsmutter	Cap nut			2090
62	4	–	–	–	673232-5	Hylsa	Sleeve			2100
63	320	–	–	–	686363-3	Slang	Hose		4 X 80	2110

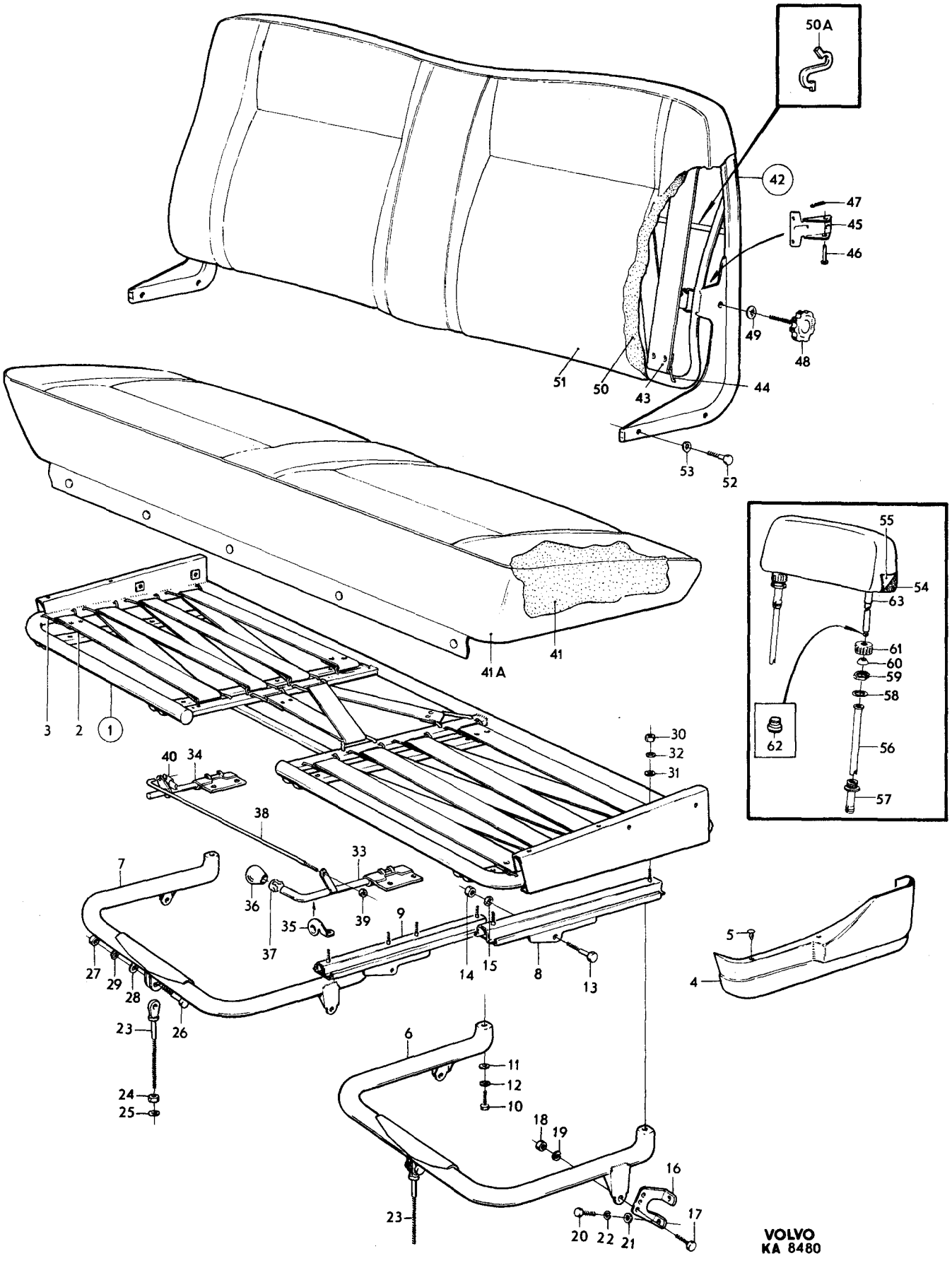

VOLVO
KA 8480

Sida 246 Page | Grupp 8 Group | Baksäte CH–132566. | Rear seat CH–132566. | Illustration 12133 1975-03 | 2450

Pos. Fig.	Antal/Quantity				Detalj nr Part No	Benämning	Description	Sats Kit	Anmärkning Notes	
1	1	–	–	–	680400-9	Resårhus	Housing		12)	1010
	1	–	–	–	686816-0	Resårhus	Housing		13)	1020
2	1	–	–	–	692426-0	Stoppning, tygklädd dyna	Upholstery, cloth–covered seat		12) ALT 1	1030 1040
	1	–	–	–	692826-1	Stoppning, läderklädd dyna	Upholstery, hide–covered seat		12) ALT 2	1050 1060
	1	–	–	–	686573-7	Stoppning, tygklädd dyna	Upholstery, cloth–covered seat		13) ALT 1	1070 1080
	1	–	–	–	686575-2	Stoppning, läderklädd dyna	Upholstery, hide–covered seat		13) ALT 2	1090 1100
3	–	–	–	–		Klädsel	Cover		SE INNERKLÄDSEL SEE UPHOLSTERY	1110
4	2	–	–	–	680044-5	Fäste	Anchorage		CH –32243	
4a	2	–	–	–	687030-7	Fäste	Anchorage		CH 32244–	1140
5	2	–	–	–	955523-6	Skruv	Screw		TID UTF	
	2	–	–	–	942624-8	Flänsskruv	Flanged screw		SEN UTF	
6	2	–	–	–	960141-0	Bricka	Washer		TID UTF	1160
7	2	–	–	–	955949-3	Låsbricka	Lock washer		TID UTF	
7a	1	–	–	–	1210403-0	Fäste	Anchorage		CH 86123–	
7b	2	–	–	–	190666-8	Skruv	Screw		CH 86123–102949.	1172
	2	–	–	–	958244-6	Skruv	Screw		CH 102950–.	
8	2	–	–	–	682982-4	Resårhus	Housing		CH –102949	
	2	–	–	–	1207731-9	Resårhus	Housing		CH 102950–	1181
9	1	–	–	–	692427-8	Stoppning, tygklädd dyna, V	Upholstery, cloth–covered seat, L		ALT 1	1190 1200
	1	–	–	–	692829-5	Stoppning, läderklädd dyna, V	Upholstery, hide–covered seat, L		ALT 2	1210 1220
	1	–	–	–	692428-6	Stoppning, tygklädd dyna, H	Upholstery, cloth–covered seat, R		ALT 1	1230 1240
	1	–	–	–	692830-3	Stoppning, läderklädd dyna, H	Upholstery, hide–covered seat, R		ALT 2	1250 1260
10	–	–	–	–		Klädsel	Cover		SE INNERKLÄDSEL SEE UPHOLSTERY	1270 1280
11	1	–	–	–	680533-7	Armstöd	Arm rest			1290
12	–	–	–	–		•Gångjärn	•Hinge	8		1300
12a	2	–	–	–	1204574-6	Skyddslist	Protector moulding			1305
13	1	–	–	–	692429-4	Stoppning	Upholstery			1310
14	1	–	–	–	692812-1	Stoppning	Upholstery			1320
15	–	–	–	–		Klädsel	Cover		SE INNERKLÄDSEL SEE UPHOLSTERY	
16	4	–	–	–	950045-5	Skruv	Screw	0		1350
17	4	–	–	–	940155-5	Låsbricka	Lock washer	0		
18	2	–	–	–	677835-1	Gnisselskydd	Squeak guard		CH–102949.	
19	2	–	–	–	679505-8	Fäste	Anchorage			1380
20	4	–	–	–	955138-3	Skruv	Screw	0		
21	2	–	–	–	1207626-1	Konsol	Bracket		CH 102950–	
22	4	–	–	–	955138-3	Skruv	Screw		CH 102950–	1392
23	2	–	–	–	680538-6	Plåtmutter	Speed nut		CH 102950–	

12. Ch –22322 excl 21571, 21600, 21601, 21632, 21633, 21635, 21644, 21646, 21653, 21655, 21658, 21659, 21662, 21664–21695, 21698–21709, 21711–21715, 21717–21730, 21732–21735, 21738, 21739, 21741–21744, 21746–21748, 21750, 21751, 21753–21775, 21777–21780, 21782, 21784–21786, 21788–21793, 21795–21798, 21802, 21804–21810, 21812, 21815–21827, 21829–21835, 21837–23854, 21951–21958, 21960–22030, 22033–22039, 22041–22059, 22061–22063, 22065–22094, 22096–22106, 22108–22110, 22112–22137, 22139–22147, 22149–22176, 22178–22222, 22224–22307, 22309–22321.
13. Ch 22323 incl 21571, 21600, 21601, 21632, 21633, 21635, 21644, 21646, 21653, 21655, 21658, 21659, 21662, 21664–21695, 21698–21709, 21711–21715, 21717–21730, 21732–21735, 21738, 21739, 21741–21744, 21746–21748, 21750, 21751, 21753–21775, 21777–21780, 21782, 21784–21786, 21788–21793, 21795–21798, 21802, 21804–21810, 21812, 21815–21827, 21829–21835, 21837–23854, 21951–21958, 21960–22030, 22033–22039, 22041–22059, 22061–22063, 22065–22094, 22096–22106, 22108–22110, 22112–22137, 22139–22147, 22149–22176, 22178–22222, 22224–22304, 22309–22321.

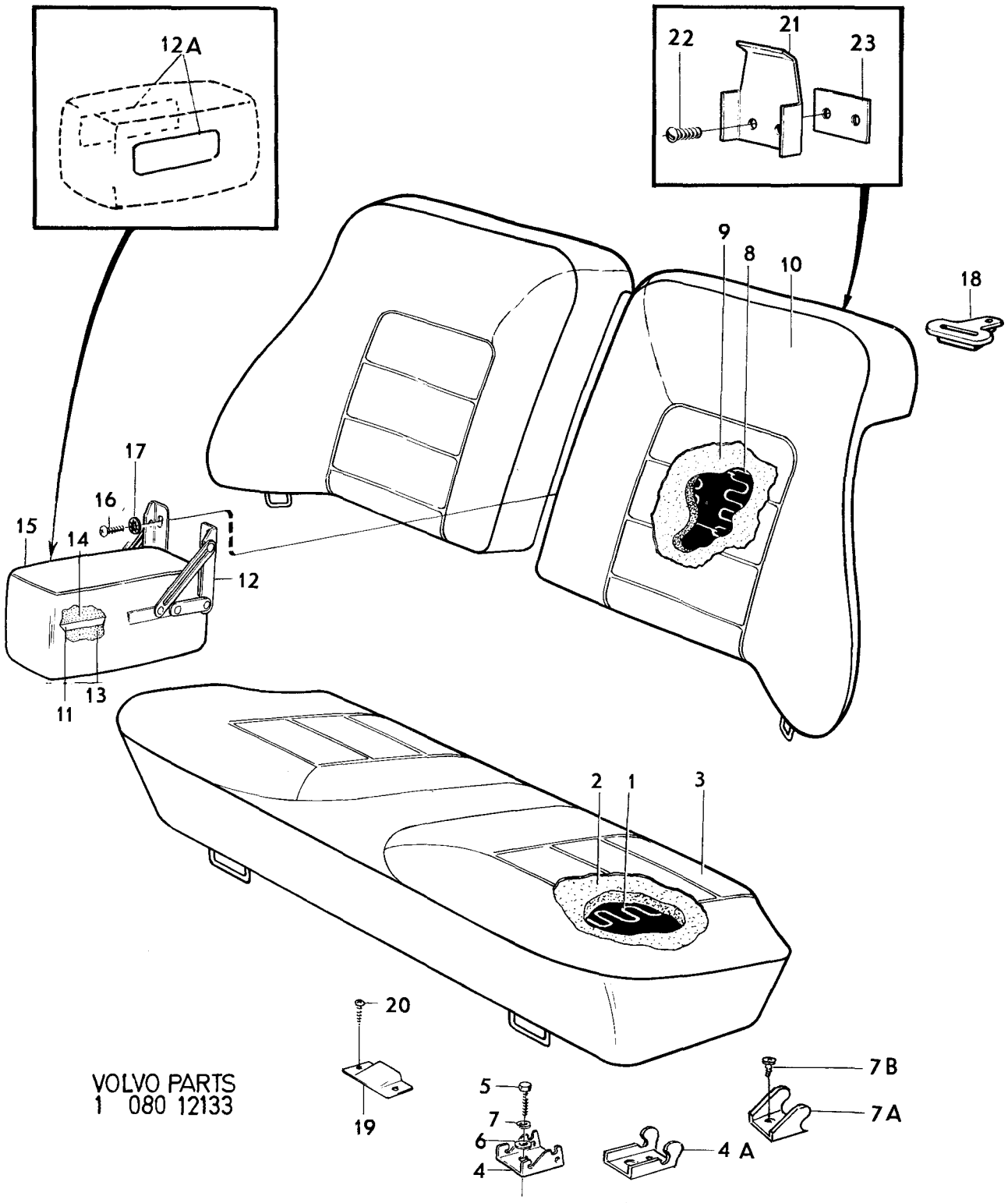

VOLVO PARTS
1 080 12133

Sida 248 Page | Grupp 8 Group | Baksäte CH 132567– | Rear seat CH 132567– | Illustration 13143 | 1975-12 | 2475

Pos. Fig.	Antal/Quantity				Detalj nr Part No	Benämning	Description	Sats Kit	Anmärkning Notes	
1	1	–	–	–	1207651-9	Stoppning	Upholstery			0020
2	–	–	–	–		Klädsel	Cover		SE INNERKLÄDSEL SEE UPHOLSTERY	0040 0060
3	2	–	–	–	687030-7	Fäste	Anchorage			0080
4	2	–	–	–	942624-8	Flänsskruv	Flange screw			0100
5	1	–	–	–	1210403-0	Fäste	Anchorage			0120
6	2	–	–	–	958244-6	Skruv	Screw			0140
7	1	–	–	–	1207656-8	Stoppning	Upholstery			0160
8	–	–	–	–		Klädsel	Cover		SE INNERKLÄDSEL SEE UPHOLSTERY	0180 0200
9	1	–	–	–	678313-8	Armstöd	Armrest			0220
10	1	–	–	–		•Gångjärn	•Hinge	8		[illegible]
11	2	–	–	–	1204574-6	Skyddslist	Protector moulding			[illegible]
12	1	–	–	–	1224418-2	Stoppning	Upholstery			0280
13	1	–	–	–	691649-8	Stoppning	Upholstery			[illegible]
14	4	–	–	–	946501-4	Skruv	Screw			0320
15	2	–	–	–	1207626-1	Ryggkonsol	Bracket			0340
16	4	–	–	–	955138-3	Skruv	Screw			[illegible]
17	2	–	–	–	680538-6	Plåtmutter	Nut			[illegible]

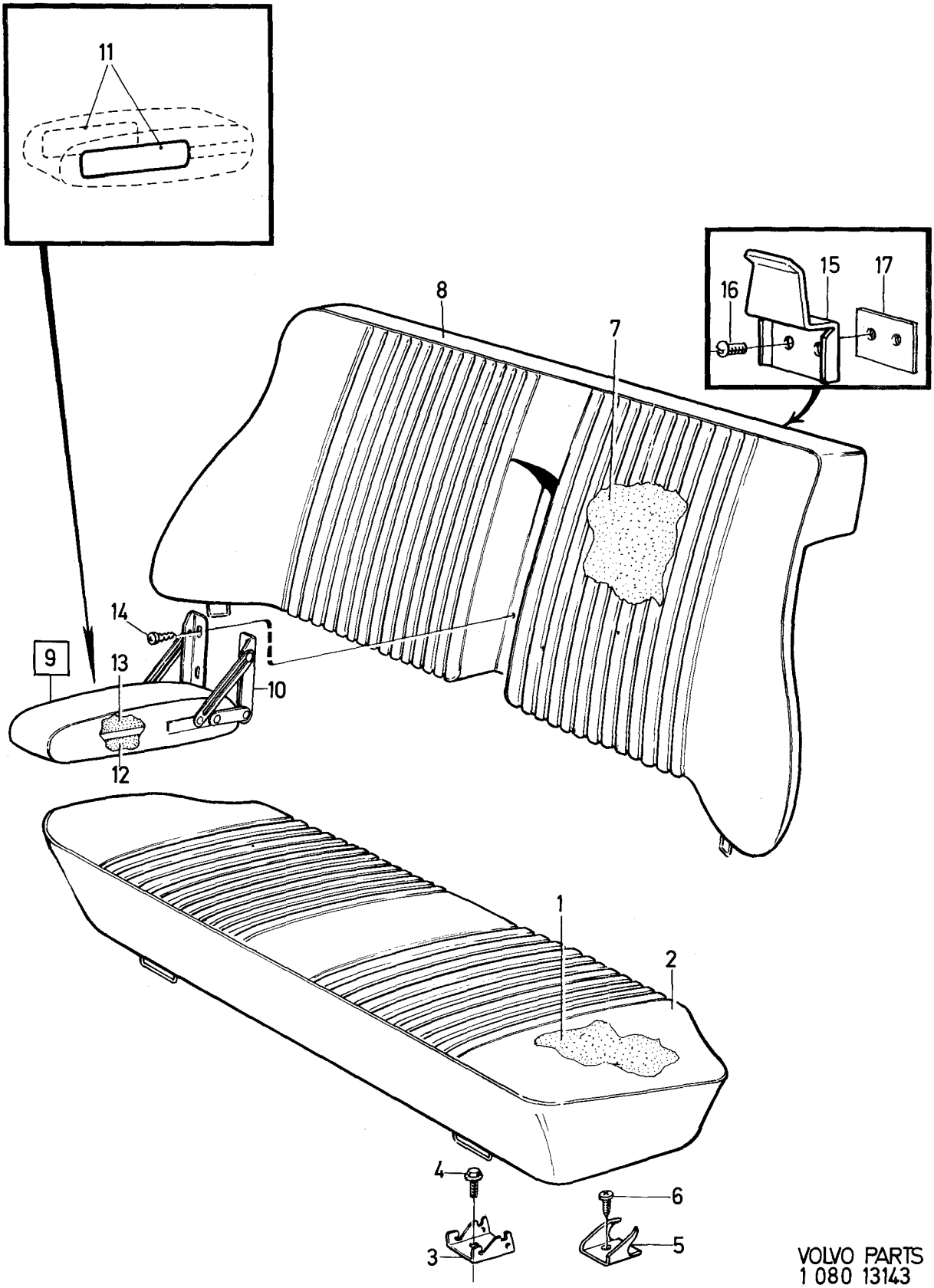

VOLVO PARTS
1 080 13143

Sida 250 Page | Grupp 8 Group | Tätningspluggar Seal plugs | Illustration 15227 1975-12 | 2500

Pos. Fig.	Antal/Quantity				Detalj nr Part No	Benämning	Description	Sats Kit	Anmärkning Notes	
1	ERF	–	–	–	676301-5	Tätningsbricka	Seal washer		A80, B60	0020
	ERF	–	–	–	1211880-8	Tätningsbricka	Seal washer		A84, B64	0040
2	ERF	–	–	–	676453-4	Tätningsplugg	Seal plug		A57, B54	0060
3	ERF	–	–	–	677233-9	Tätningsplugg	Seal plug			0080
4	ERF	–	–	–	676452-6	Tätningsplugg	Seal plug			0100
5	ERF	–	–	–	662054-6	Tätningsplugg	Seal plug			0120
6	ERF	–	–	–	682621-8	Tätningsplugg	Seal plug			0140
7	ERF	–	–	–	948240-7	Tätningsplugg	Seal plug		A14, B10	0160
	ERF	–	–	–	680036-1	Tätningsplugg	Seal plug		A27, B19	0180
	ERF	–	–	–	94081-7	Tätningsplugg	Seal plug		A30, B24	0200
	ERF	–	–	–	679759-1	Tätningsplugg	Seal plug		A33, B24	0220
	ERF	–	–	–	683024-4	Tätningsplugg	Seal plug		A35,7 B25,4	02
	ERF	–	–	–	90416-9	Tätningsplugg	Seal plug		A38, B32	02
	ERF	–	–	–	680035-3	Tätningsplugg	Seal plug		A44, B36	0280
8	ERF	–	–	–	1203372-6	Tätningsplugg	Seal plug		A7, B5	03
	ERF	–	–	–	684495-5	Tätningsplugg	Seal plug		A14, B8	03
	ERF	–	–	–	677232-1	Tätningsplugg	Seal plug		A16, B12	0340
	ERF	–	–	–	1211785-9	Tätningsplugg	Seal plug		A22, B14	03
	ERF	–	–	–	346509-3	Tätningsplugg	Seal plug		A22, B16,5	03
9	ERF	–	–	–	677055-6	Tätningsplugg	Seal plug		A13, B10	0400
	ERF	–	–	–	683946-8	Tätningsplugg	Seal plug		A16, B10	04
	ERF	–	–	–	659808-0	Tätningsplugg	Seal plug		A20, B8	04
	ERF	–	–	–	656921-4	Tätningsplugg	Seal plug		A22, B12	0460
10	ERF	–	–	–	941266-9	Tätningsplugg	Seal plug		A18, B12	0480
	ERF	–	–	–	941268-5	Tätningsplugg	Seal plug		A26, B20	0500
11	ERF	–	–	–	677337-8	Tätningsplugg	Seal plug		A8	0520
	ERF	–	–	–	666629-1	Tätningsplugg	Seal plug		A9	0540
12	ERF	–	–	–	1213470-6	Tätningsplugg	Seal plug		A56	0560
	ERF	–	–	–	662594-1	Tätningsplugg	Seal plug		A69	0580
13	ERF	–	–	–	1213371-6	Tätningsplugg	Seal plug			0600
14	ERF	–	–	–	320404-7	Tätningsplugg	Seal plug		A30, B20	0620
	ERF	–	–	–	941269-3	Tätningsplugg	Seal plug		A33, B25	0640
	ERF	–	–	–	686354-2	Tätningsplugg	Seal plug		A42, B30	0660
15	ERF	–	–	–	671261-6	Tätningsplugg	Seal plug			0680
16	ERF	–	–	–	680867-9	Tätningsplugg	Seal plug			0700

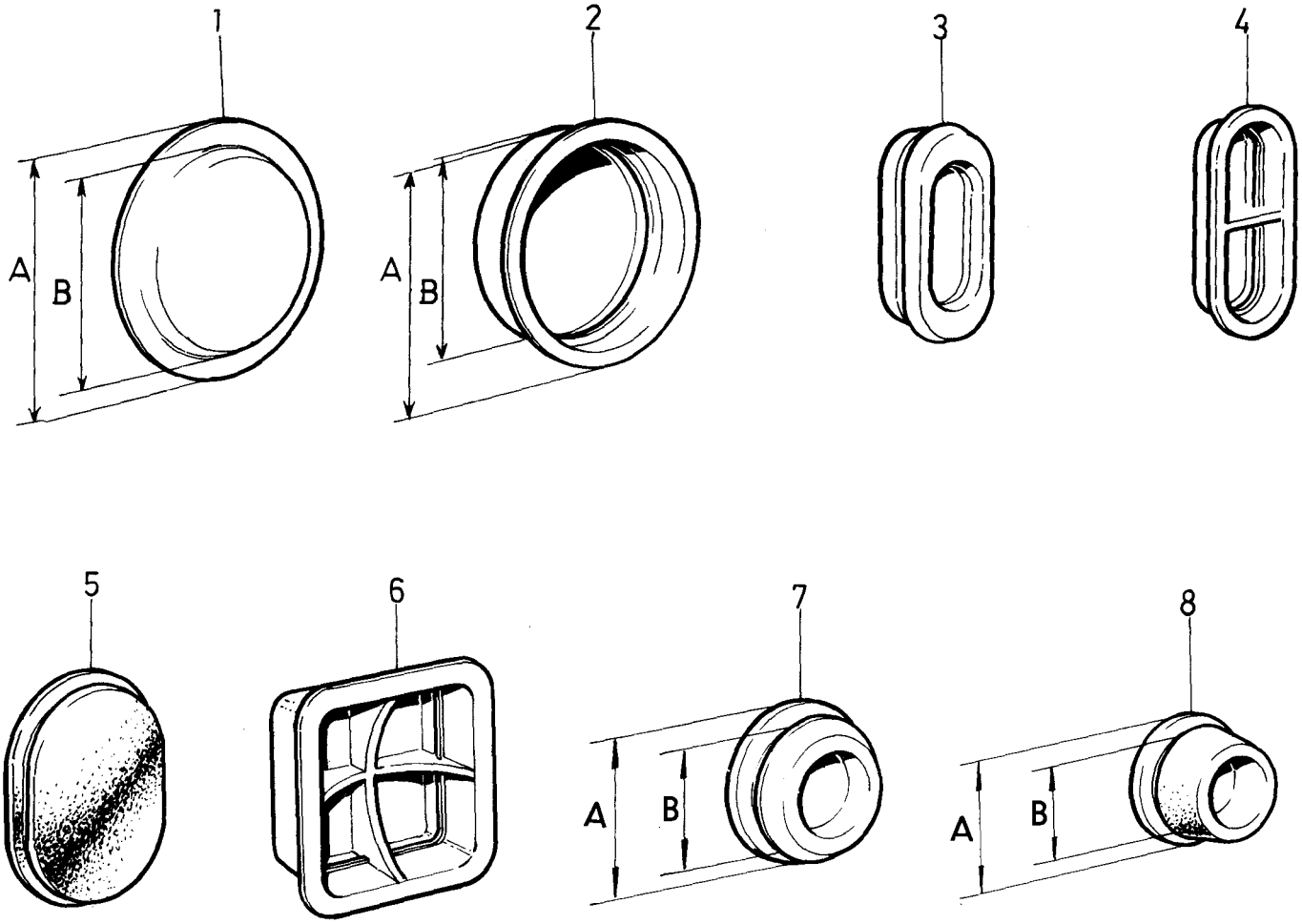

VOLVO PARTS
1 080 15227

Sida 252 Page | Grupp 8 Group | Färg färgkod 19, 42, 46, 94 | Enamel colour codes 19, 42, 46, 94 | Illustration 8416 | 1975-12 | 2550

Pos. Fig.	Antal/Quantity 19	42	46	94	Detalj nr Part No	Benämning	Description	Sats Kit	Anmärkning Notes	
1	–	–	–	–		Färg, lufttorkande, 1 kg	Enamel, air drying, 1 kg			1010
	1	–	–	–	79982-5	•Svart	•Black	1		1020
	–	1	–	–	279256-2	•Vit	•White	1	CODE 42.	1030
	–	1	–	–	283388-7	•Vit	•White	1	CODE 42–2.	1035
	–	–	1	–	279266-1	•Röd	•Red	1		1040
	–	–	–	1	281061-2	•Grön	•Green	1		1050
	–	–	–	–		Färg, ugnstorkande vid	Enamel, 80 degrees			1060
						80 grader, 1 kg	stoving, 1 kg			1070
	1	–	–	–		•Svart	•Black	8	(279082)	1080
	–	1	–	–	279254-7	•Vit	•White	1	CODE 42.	1090
	–	1	–	–	283389-5	•Vit	•White	1	CODE 42–2.	1095
	–	–	1	–		•Röd	•Red	8	(279264)	1100
	–	–	–	1	281062-0	•Grön	•Green	1		1[illegible]
2	–	–	–	–		Färg,	Enamel,			1120
						lufttorkande, 0,1 kg	air drying, 0.1 kg			1[illegible]
	1	–	–	–	79933-8	•Svart	•Black	1		1[illegible]
	–	1	–	–	279255-4	•Vit	•White	1	CODE 42.	1150
	–	1	–	–	283390-3	•Vit	•White	1	CODE 42–2.	1155
	–	–	1	–	279265-3	•Röd	•Red	1		1[illegible]
	–	–	–	1	281060-4	•Grön	•Green	1		1170
3	–	–	–	–		Färgpenna	Touch–up pen			1180
	1	–	–	–	283476-0	•Svart	•Black		(277020)	12[illegible]
	–	1	–	–	283478-6	•Vit	•White			1210
	–	–	1	–	283479-4	•Röd	•Red			1220
	–	–	–	1	283488-5	•Grön	•Green			1230
4	–	–	–	–		Färg, sprayförpackning	Enamel, spray can			1240
						lufttorkande, 0,37 kg	air drying, 0.37 kg			1250
	1	–	–	–	277925-4	•Svart	•Black	1		1260
	–	–	1	–	277928-8	•Röd	•Red	1		1270
	–	–	–	1	281065-3	•Grön	•Green	1		1280
5	–	–	–	–		Färg, sprayförpackning	Enamel, spray can			1290
						lufttorkande, 0,13 kg	air drying, 0.13 kg			1300
	1	–	–	–	277500-5	•Svart	•Black	1		1310
	–	–	1	–	277503-9	•Röd	•Red	1		1320
	–	–	–	1	281064-6	•Grön	•Green	1		1330



1



2



3



4



5

VOLVO
KA 8416

Sida 254 Page | Grupp 8 Group | Färg färgkod 96, 97, 98, 99 | Enamel colour codes 96, 97, 98, 99 | Illustration 8416 1975-12 | 2600

Pos. Fig.	Antal/Quantity 96	97	98	99	Detalj nr Part No	Benämning	Description	Sats Kit	Anmärkning Notes	
1	–	–	–	–		Färg, lufttorkande, 1 kg	Enamel, air drying, 1 kg			1010
	1	–	–	–	281067-9	•Mörkblå	•Dark blue	1		1020
	–	1	–	–	281186-7	•Gul	•Yellow	1		1030
	–	–	1	–	281192-5	•Grå	•Grey	1		1040
	–	–	–	1	281480-4	•Mellanblå	•Medium blue	1		1050
	–	–	–	–		Färg, ugnstorkande vid	Enamel, 80 degrees			1060
						80 grader, 1 kg	stavning, 1 kg			1070
	1	–	–	–	281068-7	•Mörkblå	•Dark blue	1		1080
	–	1	–	–	281188-3	•Gul	•Yellow	1		1090
	–	–	1	–		•Grå	•Grey	8	(281194)	1100
	–	–	–	1	281482-0	•Mellanblå	•Medium blue	1		1110
2	–	–	–	–		Färg,	Enamel,			
						lufttorkande, 0,1 kg	air drying, 0 1 kg			
	1	–	–	–	281066-1	•Mörkblå	•Dark blue	1		1140
	–	1	–	–	281187-5	•Gul	•Yellow	1		
	–	–	1	–		•Grå	•Grey	8	(281193)	
	–	–	–	1	281481-2	•Mellanblå	•Medium blue	1		1170
3	–	–	–	–		Färgpenna	Touch – up pen			
	1	–	–	–	281069-5	•Mörkblå	•Dark blue	1		
×	–	1	–	–	283491-9	•Gul	•Yellow		(281191)	1210
×	–	–	1	–	283492-7	•Grå	•Grey		(281197)	
×	–	–	–	1	283493-5	•Mellanblå	•Medium blue		(281485)	
4	–	–	–	–		Färg, sprayförpackning	Enamel, spray can			1240
						lufttorkande, 0,37 kg	air drying, 0.37 kg			1250
	1	–	–	–	281071-1	•Mörkblå	•Dark blue	1		1260
	–	1	–	–	281189-1	•Gul	•Yellow	1		1270
	–	–	1	–	281195-8	•Grå	•Grey	1		1280
	–	–	–	1	281483-8	•Mellanblå	•Medium blue	1		1290
5	–	–	–	–		Färg, sprayförpackning	Enamel, spray can			1300
						lufttorkande, 0,13 kg	air drying, 0.13 kg			1310
	1	–	–	–	281070-3	•Mörkblå	•Dark blue	1		1320
	–	1	–	–	281190-9	•Gul	•Yellow	1		1330
	–	–	1	–	281196-6	•Grå	•Grey	1		1340
	–	–	–	1	281484-6	•Mellanblå	•Medium blue	1		1350



1



2

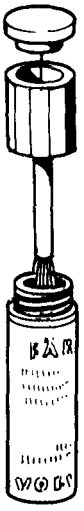

3



4



5

VOLVO
KA 8416

Sida 256 Page | Grupp 8 Group | Färg färgkod 100, 101, 102, 103 | Enamel colour codes 100, 101, 102, 103 | Illustration 8416 1975-12 | 2650

Pos. Fig.	Antal/Quantity 100	101	102	103	Detalj nr Part No	Benämning	Description	Sats Kit	Anmärkning Notes	
1	–	–	–	–		Färg, lufttorkande, 1 kg	Enamel, air drying, 1 kg			1010
	1	–	–	–	282136-1	•Gul	•Yellow	1		1020
	–	1	–	–	282142-9	•Grå	•Grey	1		1030
	–	–	–	1	282154-4	•Vinröd	•Maroon	1		1040
	–	–	–	–		Färg, ugnstorkande vid 80 grader, 1 kg	Enamel, 80 degrees stoving, 1 kg			1050 1060
	1	–	–	–	282138-7	•Gul	•Yellow	1		1070
	–	1	–	–		•Grå	•Grey	8	(282144)	1080
	–	–	–	1	282156-9	•Vinröd	•Maroon	1		1090
	–	–	–	–		Färg, grundmetallic	Enamel, primer			1100
	–	–	1	–	282190-8	•Blå–metallic	•Blue–metallic	1		1110
	–	–	1	–	282192-4	•Förtunning, 0,5 kg	•Thinner, 0.5 kg	1		[illegible]
	–	–	–	–		Klarlack lufttorkande	Unpigmented enamel, air drying			1130 1140
	–	–	1	–	282195-7	•Klarlack, 1 kg	•Unpigmented enamel, 1 kg			[illegible] 1151
	–	–	1	–	282197-3	•Förtunning, 0,5 kg	•Thinner, 0.5 kg	1		1160
	–	–	1	–	282196-5	•Härdare, 0,5 kg	•Hardener, 0.5 kg	1		[illegible]
	–	–	–	–		Klarlack, ugnstorkande vid 80 grader	Unpigmented enamel, 80 degrees stoving			[illegible] 1190
	–	–	1	–	282193-2	•Klarlack, 1 kg	•Unpigmented enamel, 1 kg			[illegible] 1201
	–	–	1	–	277299-4	•Förtunning, 5 kg	•Thinner, 5 kg	1		1210
	–	–	1	–	282194-0	•Katalysator, 5 cl	•Catalyst, 5 cl	1		1220
2	–	–	–	–		Färg, lufttorkande, 0,1 kg	Enamel, air drying, 0.1 kg			1230 1240
	1	–	–	–	282137-9	•Gul	•Yellow	1		1250
	–	1	–	–	282143-7	•Grå	•Grey	1		1260
	–	–	–	1	282155-1	•Vinröd	•Maroon	1		1270
3	–	–	–	–		Färgpenna	Touch–up enamel			1280
x	1	–	–	–	283494-3	•Gul	•Yellow		(282141)	1290
x	–	1	–	–	283495-0	•Grå	•Grey		(282147)	1300
x	–	–	1	–	283496-8	•Blå–metallic	•Blue–metallic		(282153)	1310
x	–	–	–	1	283497-6	•Vinröd	•Maroon		(282159)	1320
4	–	–	–	–		Färg, sprayförpackning, lufttorkande, 0,37 kg	Enamel, spray can, air drying, 0.37 kg			1330 1340
	1	–	–	–	282139-5	•Gul	•Yellow	1		1350
	–	1	–	–	282145-2	•Grå	•Grey	1		1360
	–	–	1	–	282151-0	•Blå–metallic	•Blue–metallic	1		[illegible]
	–	–	–	1	282157-7	•Vinröd	•Maroon	1		[illegible]
5	–	–	–	–		Färg, sprayförpackning, lufttorkande, 0,13 kg	Enamel, spray can, air drying, 0.13 kg			1390 [illegible]
	1	–	–	–	282140-3	•Gul	•Yellow	1		1410
	–	1	–	–	282146-0	•Grå	•Grey	1		1420
	–	–	1	–	282152-8	•Blå–metallic	•Blue–metallic	1		[illegible]
	–	–	–	1	282158-5	•Vinröd	•Maroon	1		[illegible]



1



2



3



4



5

VOLVO
KA 8416

Sida 258 Page | Grupp 8 Group | Färg färgkod 105, 110, 111 | Enamel colour code 105, 110, 111 | Illustration 8416 1975-12 | 2700

Pos. Fig.	Antal/Quantity 105	110	111		Detalj nr Part No	Benämning	Description	Sats Kit	Anmärkning Notes	
1	–	–	–	–		Färg, lufttorkande, 1 kg	Enamel, air drying, 1 kg			1010
	–	1	–	–	282494-4	•Cypressgrön	•Cypress green	1		1020
	–	–	–	–		Färg, ugnstorkande vid 80 grader, 1 kg	Enamel, 80 degress stoving, 1 kg			1030 1040
	–	1	–	–	282496-9	•Cypressgrön	•Cypress green	1		1050
	–	–	–	–		Färg, grundmetallic	Enamel, primer			1060
	1	–	–	–	282286-4	•Guld – metallic, 1 kg	•Gold – metallic, 1 kg	1	ALT 1 KOD 105	1070
	1	–	–	–	282852-3	•Guld – metallic, 1 kg	•Gold – metallic, 1 kg	1	ALT 2 KOD 105–2	1071
	–	–	1	–	282853-1	•Ljusblå metallic, 1 kg	•Light blue metallic, 1 kg		ALT 1 KOD 111 (282472)	1080 1090
	–	–	1	–	282853-1	•Ljusblå metallic, 1 kg	•Light blue metallic, 1 kg	1	ALT 2 KOD 111 – 2	1091
	1	–	1	–	282192-4	•Förtunning, 0,5 kg	•Thinner, 0,5 kg	1		11
	–	–	–	–		Klarlack lufttorkande	Unpigmented enamel, air drying			1110 11
	1	–	1	–	282195-7	•Klarlack, 1 kg	•Unpigmented enamel, 1 kg			11 1131
	1	–	1	–	282197-3	•Förtunning 0,5 kg	•Thinner, 0,5 kg	1		1140
	1	–	1	–	282196-5	•Härdare, 0,5 kg	•Hardener, 0,5 kg	1		11
	–	–	–	–		Klarlack, ugnstorkande vid 80 grader	Unpigmented enamel, 80 degress stoving			1160 117
	1	–	1	–	282193-2	•Klarlack, 1 kg	•Unpigmented enamel, 1 kg			11 1181
	1	–	1	–	277299-4	•Förtunning, 5 kg	•Thinner, 5 kg	1		1190
	1	–	1	–	282194-0	•Katalysator, 5 cl	•Catalyst, 5 cl	1		1200
2	–	–	–	–		Färg, lufttorkande, 0,1 kg	Enamel, air drying, 0,1 kg			1210 1220
	1	–	–	–		•Guld – metallic	•Gold – metallic	8		1230
	–	1	–	–	282495-1	•Cypressgrön	•Cypress green	1		1240
	–	–	1	–		•Ljusblå metallic	•Light blue metallic	8		1250
3	–	–	–	–		Färgpenna	Touch – up enamel			1260
	1	–	–	–	283499-2	•Guld – metallic	•Gold – metallic		(282289)	1270
	–	1	–	–	283503-1	•Cypressgrön	•Cypress green		(282499)	1280
	–	–	1	–	283504-9	•Ljusblå metallic	•Light blue metallic		(282475)	1290
4	–	–	–	–		Färg, sprayförpackning, lufttorkane, 0,37 kg	Enamel, spray can, air drying, 0,37 kg			1300 1310
	1	–	–	–	282287-2	•Guld – metallic	•Gold – metallic	1		1320
	–	1	–	–	282497-7	•Cypress grön	•Cypress green	1		1330
	–	–	1	–	282473-8	•Ljusblå metallic	•Light blue metallic	1		1340
5	–	–	–	–		Färg, sprayförpackning, lufttorkande, 0,13 kg	Enamel, spray can, air drying, 0,13 kg			13 1360
	1	–	–	–	282288-0	•Guld – metallic	•Gold – metallic	1		137
	–	1	–	–	282498-5	•Cypress grön	•Cypress green	1		138
	–	–	1	–	282474-6	•Ljusblå metallic	•Light blue metallic	1		1390



1



2



3



4



5

VOLVO
KA 8416

Sida / Page	Grupp / Group	Färg / Enamel	Illustration	
260	8	färgkod / colour codes: 113–1, 114–1, 115–1, 116–1	8416 1975-12	2750

Pos. Fig.	Antal/Quantity 113 –1	114 –1	115 –1	116 –1	Detalj nr Part No	Benämning	Description	Sats Kit	Anmärkning Notes	
1	–	–	–	–		Färg, lufttorkande, 1 kg	Enamel, air drying, 1 kg			0020
	1	–	–	–	282885-3	•Orange	•Orange		CODE 113–1.	0040
	1	–	–	–	283250-9	•Orange	•Orange		CODE 113–2.	0060
	–	1	–	–	282891-1	•Mörkblå	•Dark blue			0080
	–	–	–	1	283310-1	•Gul	•Yellow			0100
	–	–	–	–		Färg, ugnstorkande vid 80 grader, 1 kg	Enamel, 80 degrees stoving, 1 kg			0120 0140
	1	–	–	–	282886-1	•Orange	•Orange		CODE 113–1.	0160
	1	–	–	–	283251-7	•Orange	•Orange		CODE 113–2.	0180
	–	1	–	–		•Mörkblå	•Dark blue	8	(282892)	0200
	–	–	–	1	283311-9	•Gul	•Yellow			0220
	–	–	–	–		Färg, grundmetallic	Enamel, primer			02[illegible]
	–	–	1	–	282897-8	•Grönblå, 1 kg	•Sea green, 1 kg			02[illegible]
	–	–	1	–	282192-4	•Förtunning, 0,5 kg	•Thinner, 0.5 kg			0280
	–	–	–	–		Klarlack, lufttorkande	Unpigmented enamel, air drying			0[illegible] 03[illegible]
	–	–	1	–	282195-7	•Klarlack, 1 kg	•Unpigmented enamel, 1 kg			0340 0341
	–	–	1	–	282197-3	•Förtunning, 0,5 kg	•Thinner, 0.5 kg			0[illegible]
	–	–	1	–	282196-5	•Härdare, 0,5 kg	•Hardener, 0.5 kg			0380
	–	–	–	–		Klarlack, ugnstorkande vid 80 grader	Unpigmented enamel, 80 degrees stoving			04[illegible] 04[illegible]
	–	–	1	–	282193-2	•Klarlack, 1 kg	•Unpigmented enamel, 1 kg			0440 0441
	–	–	1	–	277299-4	•Förtunning, 5 kg	•Thinner, 5 kg			0460
	–	–	1	–	282194-0	•Katalysator, 5 cl	•Catalyst, 5 cl			0480
2	–	–	–	–		Färg lufttorkande, 0,1 kg	Enamel air drying, 0.1 kg			0500 0520
	1	–	–	–	282890-3	•Orange	•Orange		CODE 113–1.	0540
	1	–	–	–	283252-5	•Orange	•Orange		CODE 113–2.	0560
	–	1	–	–	282896-0	•Mörkblå	•Dark blue			0580
	–	–	–	1	283315-0	•Gul	•Yellow			0600
3	–	–	–	–		Färgpenna	Touch–up pen			0620
	1	–	–	–	282889-5	•Orange	•Orange			0640
	–	1	–	–	282895-2	•Mörkblå	•Dark blue			0660
x	–	–	1	–	283506-4	•Grönblå	•Sea green		(282900)	0680
x	–	–	–	1	283507-2	•Gul	•Yellow		(283314)	0700
4	–	–	–	–		Färg, sprayförpackning, lufttorkande 0,37 kg	Enamel, spray can, air drying 0.37 kg			0720 0740
	1	–	–	–	282888-7	•Orange	•Orange			0[illegible]
	–	1	–	–	282894-5	•Mörkblå	•Dark blue			0780
	–	–	1	–	282899-4	•Grönblå	•Sea green			08[illegible]
	–	–	–	1	283313-5	•Gul	•Yellow			08[illegible]
5	–	–	–	–		Färg sprayförpackning, lufttorkande 0,13 kg	Enamel, spray can, air drying 0.13 kg			0840 0860
	1	–	–	–	282887-9	•Orange	•Orange			0[illegible]
	–	1	–	–	282893-7	•Mörkblå	•Dark blue			0900
	–	–	1	–	282898-6	•Grönblå	•Sea green			09[illegible]
	–	–	–	1	283312-7	•Gul	•Yellow			09[illegible]



1



2

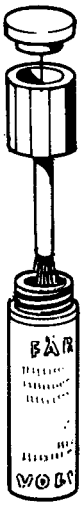

3



4



5

VOLVO
KA 8416

Sida / Page	Grupp / Group	Färg / Enamel	Illustration	
262	8	färgkod / colour codes: 117–1, 118–1, 119–1, 120–1	8416	2775
		117–1, 118–1, 119–1, 120–1	1975-12	

Pos. Fig.	Antal/Quantity 117 –1	118 –1	119 –1	120 –1	Detalj nr Part No	Benämning	Description	Sats Kit	Anmärkning Notes	
1	–	–	–	–		Färg, lufttorkande, 1 L	Enamel, air drying, 1 L			0020
	1	–	–	–	283316-8	•Röd	•Red			0040
	–	1	–	–	283633-6	•Ljusgrön	•Light green			0060
	–	–	1	–	283639-3	•Beige metallic	•Beige metallic			0080
	–	–	–	1	283645-0	•Koppar metallic	•Copper metallic			0100
	–	–	–	–		Färg, ugnstorkande vid 80 grader, 1 L	Enamel, 80 degrees stoving, 1 L			0120 0140
	1	–	–	–	283317-6	•Röd	•Red			0160
	–	1	–	–	283634-4	•Ljusgrön	•Light green			0180
2	–	–	–	–		Färg, lufttorkande, 0,1 kg	Enamel, air drying, 0.1 kg			0200 0220
	1	–	–	–	283321-8	•Röd	•Red			0240
	–	1	–	–	283638-5	•Ljusgrön	•Light green			0260
3	–	–	–	–		Färgpenna	Touch–up pen			0280
x	1	–	–	–	283508-0	•Röd	•Red		(283320)	0300
	–	1	–	–	283637-7	•Ljusgrön	•Light green			0320
	–	–	1	–	283643-5	•Beige	•Beige			0340
	–	–	–	1	283649-2	•Koppar metallic	•Copper metallic			0360
4	–	–	–	–		Färg, sprayförpackning lufttorkande, 0,37 kg	Enamel, spray can, air drying 0.37 kg			0380 0400
	1	–	–	–	283319-2	•Röd	•Red			0420
	–	1	–	–	283636-9	•Ljusgrön	•Light green			0440
	–	–	1	–	283642-7	•Beige	•Beige			0460
	–	–	–	1	283648-4	•Koppar metallic	•Copper metallic			0480
5	–	–	–	–		Färg, sprayförpackning lufttorkande, 0,13 kg	Enamel, spray can, air drying, 0.13 kg			0500 0520
	1	–	–	–	283318-4	•Röd	•Red			0540
	–	1	–	–	283635-1	•Ljusgrön	•Light green			0560
	–	–	1	–	283641-9	•Beige	•Beige			0580
	–	–	–	1	283647-6	•Koppar metallic	•Copper metallic			0600



1



2



3



4



5

VOLVO
KA 8416


VOLVO

GRUPP 9
Övrig utrustning

INNEHÅLLSFÖRTECKNING

	Sida	Koord
Värmeanläggning ch –2844	2	D-23
Värmeanläggning ch 2845–74449	4	E-01
Värmeanläggning ch 74450–	6	E-03
Luftkonditionering ch 32400–74449	28	F-01
Luftkonditionering ch 74450–	32	F-05
Säkerhetsbälten, framsäte ch –132566	38	F-11
Säkerhetsbälten, framsäte ch 132567–	42	F-15
Säkerhetsbälten, framsäte Frankrike SBMR ch 119063–	46	F-19
Säkerhetsbälten, baksäte	48	F-21
Verktyg	54	G-03
Varningssystem för säkerhetsbälte	56	G-05

GROUP 9
Miscellaneous equipment

INDEX

	Page	Grid
Heating unit ch –2844	2	D-23
Heating unit ch 2845–74449	4	E-01
Heating unit ch 74450–	6	E-03
Air conditioner ch 32400–74449	28	F-01
Air conditioner ch 74450–	32	F-05
Seat belts, front seats ch –132566	38	F-11
Seat belts, front seats ch 132567–	42	F-15
Seat belts, front seats France SBMR ch 119063–	46	F-19
Seat belts, rear seats	48	F-21
Tools	54	G-03
Seat belt reminder	56	G-05

GROUPE 9
Autres équipments

TABLE DES MATIERES

	Page	Grid
Installation de chauffage ch –2844	2	D-23
Installation de chauffage ch 2845–74449	4	E-01
Installation de chauffage ch 74450–	6	E-03
Climatisation ch 32400–74449	28	F-01
Climatisation ch 74450–	32	F-05
Ceinture de sécurité, siege avant ch –132566	38	F-11
Ceinture de sécurité, siege avant ch 132567–	42	F-15
Ceinture de sécurité, siege avant France SBMR ch 119063–	46	F-19
Ceinture de sécurité, banquette arrière	48	F-21
Outils	54	G-03
Système de signalisation de ceinture de sécurité sécurité	56	G-05

GRUPPE 9
Übrige Ausrüstung

INHALTSVERZEICHNIS

	Seite	Grid
Heizung ch –2844	2	D-23
Heizung ch 2845–74449	4	E-01
Heizung ch 74450–	6	E-03
Klimaanlage ch 32400–74449	28	F-01
Klimaanlage ch 74450–	32	F-05
Sicherheitsgurte, Vordersitze ch –132566	38	F-11
Sicherheitsgurte, Vordersitze ch 132567–	42	F-15
Sicherheitsgurte, Vordersitze Frankreich SBMR ch 119063–	46	F-19
Sicherheitsgurte, Hinterseite	48	F-21
Werkzeuge	54	G-03
Hinweisvorrichtung für Sicherheitsgurte	56	G-05

GRUPO 9
Equipo diverso

INDICE

	Pág.	Grid
Sistema de calefacción ch –2844	2	D-23
Sistema de calegacción ch 2845–74449	4	E-01
Sistema de calefacción ch 74450–	6	E-03
Aire acondicionado ch 32400–74449	28	F-01
Aire acondicionado ch 74450–	32	F-05
Cinturones de seguridad, asiento delantero ch –132566	38	F-11
Cinturones de seguridad, asiento delantero ch 132567–	42	F-15
Cinturones de seguridad, asiento delantero France SBMR ch 119063–	46	F-19
Cinturones de seguridad, asiento trasero	48	F-21
Herramientas	54	G-03
Testigos para los cinturones de seguridad	56	G-05

Sida 2 Page — Grupp 9 Group — Värmeanläggning, CH–2844. — Heating unit, CH–2844. — Illustration 7330 — 0050

1975-03

Pos. Fig.	Antal/Quantity				Detalj nr Part No	Benämning	Description	Sats Kit	Anmärkning Notes	
1	1	–	–	–		Värmeelement	Heater unit	8		1010
	–	–	–	–		Det sida 12 , 4-E09	Comps. page 12 , 4-E09			1020
2	1	–	–	–	680841-4	Packning	Gasket	3		1030
3	1	–	–	–	676033-4	Konsol	Bracket			1040
4	4	–	–	–	950049-7	Skruv	Screw	0		1050
5	4	–	–	–	192287-1	Bricka	Washer	0		1060
6	2	–	–	–	942624-8	Flänsskruv	Flange screw	0		1070
7	1	–	–	–	679480-4	Kontrollventil	Control valve	2		1080
8	1	–	–	–	659357-8	Packning	Packing			1090
9	2	–	–	–	955138-3	Skruv	Screw	0		1100
10	1	–	–	–	680872-9	Slang	Hose	1		1110
11	2	–	–	–	667075-6	Bussning	Bushing			1120
12	1	–	–	–	679476-2	Slang	Hose	1		[illegible]
13	1	–	–	–	679477-0	Slang	Hose	1		1140
14	6	–	–	–	943473-9	Slangklammer	Hose clip	0		1150
15	1	–	–	–	430153-7	Returrör	Return pipe			[illegible]
16	1	–	–	–	418411-5	Tätningsring	Seal ring	S		1170
17	1	–	–	–	192334-1	Klammer	Clamp	0		1180
18	1	–	–	–	940113-4	Skruv	Screw	0		[illegible]
19	1	–	–	–	955921-2	Fjäderbricka	Spring washer	0		[illegible]
20	1	–	–	–	418421-4	Vinkelnippel	Elbow nipple			1210
21	1	–	–	–	676667-9	Värmereglage	Heater control	4		[illegible]
	–	–	–	–		Det sida 24 , 4-E21	Comps. page 24 , 4-E21			1230
22	3	–	–	–	940092-0	Mutter	Nut	0		1240
23	3	–	–	–	941905-2	Fjädrande bricka	Resilient washer	0		1250
24	1	–	–	–	677491-3	Reglageskylt	Control plate			1260
25	1	–	–	–		Strömställare	Switch		SE GRUPP 3	1270
26	1	–	–	–	677209-9	Spjällhus	Shutter housing			1280
27	1	–	–	–	675988-0	•Luftspjäll	•Air shutter			1290
28	1	–	–	–	675642-3	•Axel	•Spindle			1300
29	1	–	–	–	955891-7	•Bricka	•Washer	0		1310
30	1	–	–	–	942408-6	•Spärrbricka	•Catch washer	0		1320
31	1	–	–	–	681512-0	Luftkanal, tunnel, V	Air duct, L			1330
32	1	–	–	–	681513-8	Luftkanal, tunnel, H	Air duct, R			1340
33	3	–	–	–	955140-9	Skruv	Screw	0		1350
34	3	–	–	–	960138-6	Bricka	Washer	0		1360
35	1	–	–	–	676357-7	Anslutningsrör, V	Connecting pipe, L			1370
36	1	–	–	–	680473-6	Anslutningsrör, H	Connecting pipe, R			1380
37	2	–	–	–	679410-1	Slang	Hose	3		1390
38	1	–	–	–	681211-9	Defrostermunstycke	Defroster jet			[illegible]
39	2	–	–	–	955139-1	Skruv	Screw	0		[illegible]
40	2	–	–	–	941905-2	Bricka	Washer	0		1420
41	2	–	–	–	680362-1	Slang	Hose	3		[illegible]
42	1	–	–	–	681209-3	Defrostermunstycke, V	Defroster jet, L			1440
43	1	–	–	–	681210-1	Defrostermunstycke, H	Defroster jet, R			1450
44	1	–	–	–	679131-3	Skyddsplåt	Guard plate			[illegible]
45	5	–	–	–	955127-6	Skruv	Screw	0		[illegible]
46	2	–	–	–	681289-5	Lucka	Lid			1480
47	1	–	–	–	688520-6	•Fjäder, V	•Spring, L	3		[illegible]
	1	–	–	–	688521-4	•Fjäder, H	•Spring, R	3		[illegible]
48	1	–	–	–	685843-5	•Tätningslist	•Seal strip	3		1500
49	4	–	–	–		•Bricka	•Washer			1510
50	2	–	–	–	681661-5	Knapp	Button			1520
51	8	–	–	–	955138-3	Skruv	Screw	0		1530

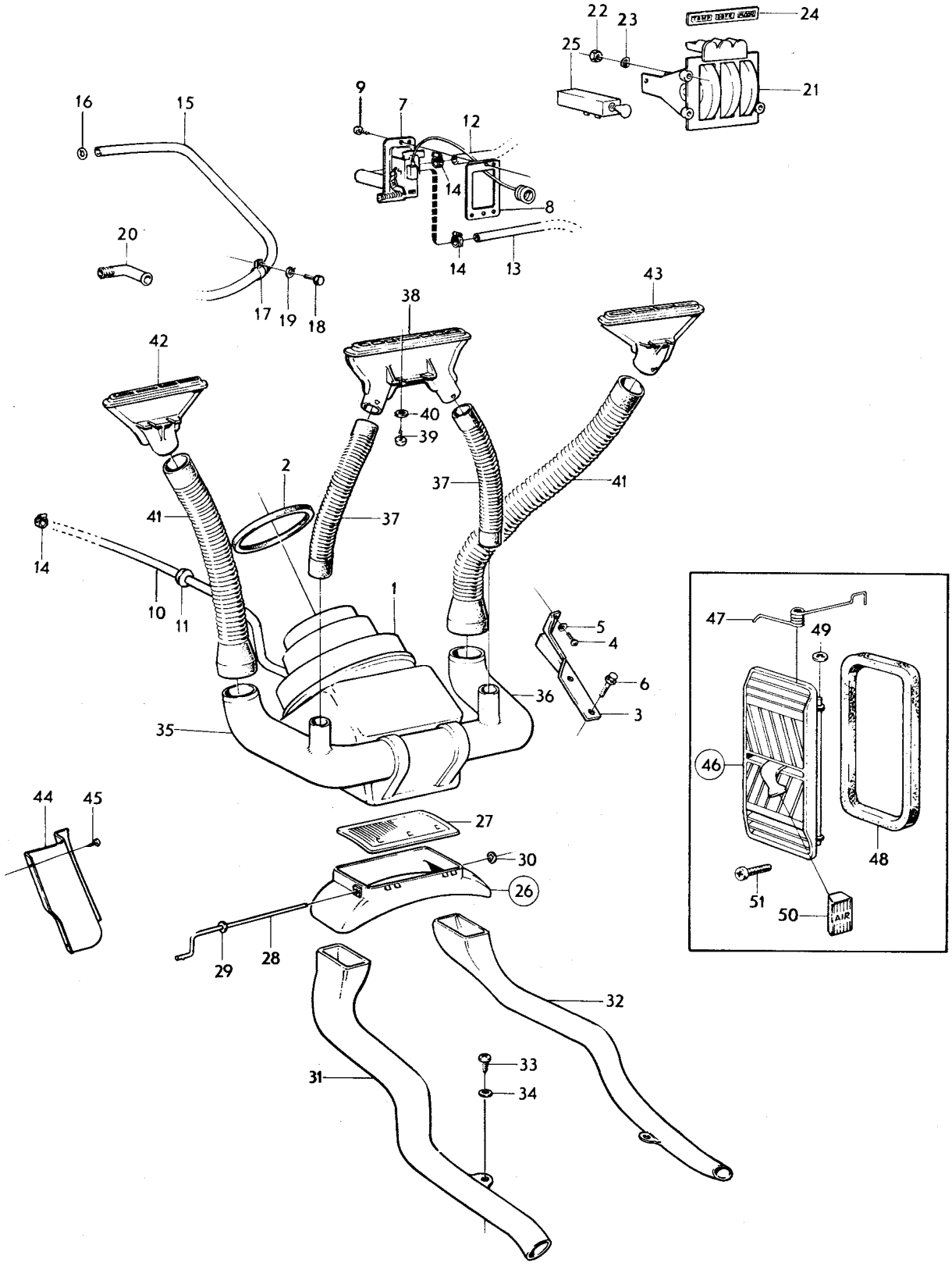
22
23
24
25
21
9
7
12
16
15
14
8
20
14
13
17
19
18
43
38
42
40
39
2
37
41
41
37
14
10
11
1
5
4
6
36
3
35
47
49
46
48
51
50
AIR
44
45
27
30
26
29
28
32
31
33
34

Sida 4 Page | Grupp 9 Group | Värmeanläggning, CH 2845–74449. | Heating unit, CH 2845–74449 | Illustration 11131 | 0100

1975-12

Pos. Fig.	Antal/Quantity				Detalj nr Part No	Benämning	Description	Sats Kit	Anmärkning Notes	
1	1	–	–	–		Värmeelement	Heater unit	8		1010
	–	–	–	–		Det sida 14, 4-E11	Comps. page 14, 4-E11			1020
2	1	–	–	–	680841-4	Packning	Gasket	3		1030
3	1	–	–	–	676033-4	Konsol	Bracket			1040
4	4	–	–	–	950049-7	Skruv	Screw	0		1050
5	3	–	–	–	192287-1	Bricka	Washer	0		1060
6	2	–	–	–	942624-8	Flänsskruv	Flange screw	0		1070
7	1	–	–	–	679480-4	Kontrollventil	Control valve	2		1080
9	1	–	–	–	659357-8	Packning	Packing			1090
10	2	–	–	–	955138-3	Skruv	Screw	0		1100
11	1	–	–	–	680872-9	Slang	Hose	1		1110
12	2	–	–	–	667075-6	Bussning	Bushing			1120
13	1	–	–	–	679476-2	Slang	Hose	1		1130
14	1	–	–	–	679477-0	Slang	Hose	1		1140
15	6	–	–	–	943473-9	Slangklammer	Hose clip	0		1150
16	1	–	–	–	430153-7	Returrör	Return pipe			1160
17	1	–	–	–	418411-5	Tätningsring	Seal ring	3		1170
18	1	–	–	–	192334-1	Klammer	Clamp	0		1180
19	1	–	–	–	940113-4	Skruv	Screw	0		1190
20	1	–	–	–	955921-2	Fjäderbricka	Spring washer	0		1200
21	1	–	–	–	418421-4	Vinkelnippel	Elbow nipple			1210
22	1	–	–	–	682636-6	Värmereglage	Heater control	4		1220
	–	–	–	–		Det sida 24, 4-E21	Comps. page 24, 4-E21			1230
23	3	–	–	–	940092-0	Mutter	Nut	0		1240
24	3	–	–	–	941905-2	Fjädrande bricka	Resilient washer	0		1250
25	1	–	–	–	677491-3	Reglageskylt	Control plate			1260
26	1	–	–	–		Strömställare	Switch		SE GRUPP 3	1270
27	1	–	–	–	682412-2	Luftkanal,tunnel,V	Air duct, L			1280
28	1	–	–	–	682413-0	Luftkanal,tunnel, H	Air duct, R			1290
29	5	–	–	–	955140-9	Skruv	Screw	0	CH–52789.	1300
	3	–	–	–	955141-7	Skruv	Screw	0	CH 52790–.	1310
30	5	–	–	–	960138-6	Bricka	Washer	0	CH–52789.	1320
	3	–	–	–	960138-6	Bricka	Washer	0	CH 52790–.	1330
30a	1	–	–	–	1211129-0	Bygel	Brace		CH 52790–.	1340
31	2	–	–	–	682378-5	Anslutningsrör	Connecting pipe	3		1350
32	2	–	–	–	682377-7	Slang	Hose	3		1360
33	1	–	–	–	681211-9	Defrostermunstycke	Defroster jet			1370
34	1	–	–	–	681209-3	Defrostermunstycke, V	Defroster jet, L			1380
35	1	–	–	–	681210-1	Defrostermunstycke, H	Defroster jet, R			1390
36	6	–	–	–	955139-1	Skruv	Screw	0		1400
37	6	–	–	–	941905-2	Bricka	Washer	0		1410
38	1	–	–	–	679131-3	Skyddsplåt	Guard plate			1420
39	4	–	–	–	955127-6	Skruv	Screw	0		1430
40	2	–	–	–	681289-5	Lucka	Lid			1440
41	1	–	–	–	688520-6	•Fjäder, V	•Spring, L	3		1450
	1	–	–	–	688521-4	•Fjäder, H	•Spring, R	3		1460
42	1	–	–	–	685843-5	•Tätningslist	•Seal strip	3		1460
43	4	–	–	–	942408-6	•Bricka	•Washer	0		1470
44	2	–	–	–	681661-5	Knapp	Button			1480
45	8	–	–	–	955138-3	Skruv	Screw	0		1490
45a	2	–	–	–	1214180-0	Backventil	Check valve		CH 12200–. (687169)	1495
46	2	–	–	–	682441-1	•Hållare	•Retainer		CH 12200–.	1500
47	2	–	–	–	682442-9	•Backventil	•Check valve		CH 12200–.	1510
48	6	–	–	–	955138-3	Skruv	Bolt	0	CH 12200–.	1520
49	2	–	–	–	943519-9	Slang	Hose	3	CH 12200–.	1530
50	2	–	–	–	943473-9	Slangklammer	Hose clip		CH 12200–	1540
									(951789)	1541
51	1	–	–	–	686450-8	Stänkskydd	Splash plate		CH 12679–.	1550
52	3	–	–	–	955138-3	Skruv	Screw	0	CH 12679–.	1560
52a	3	–	–	–	960138-6	Bricka	Washer		CH 34221–.	1570
53	1	–	–	–	684127-4	Ledskena	Air distributor plate			1580
54	2	–	–	–	943811-0	•Klammer	•Clip			1590

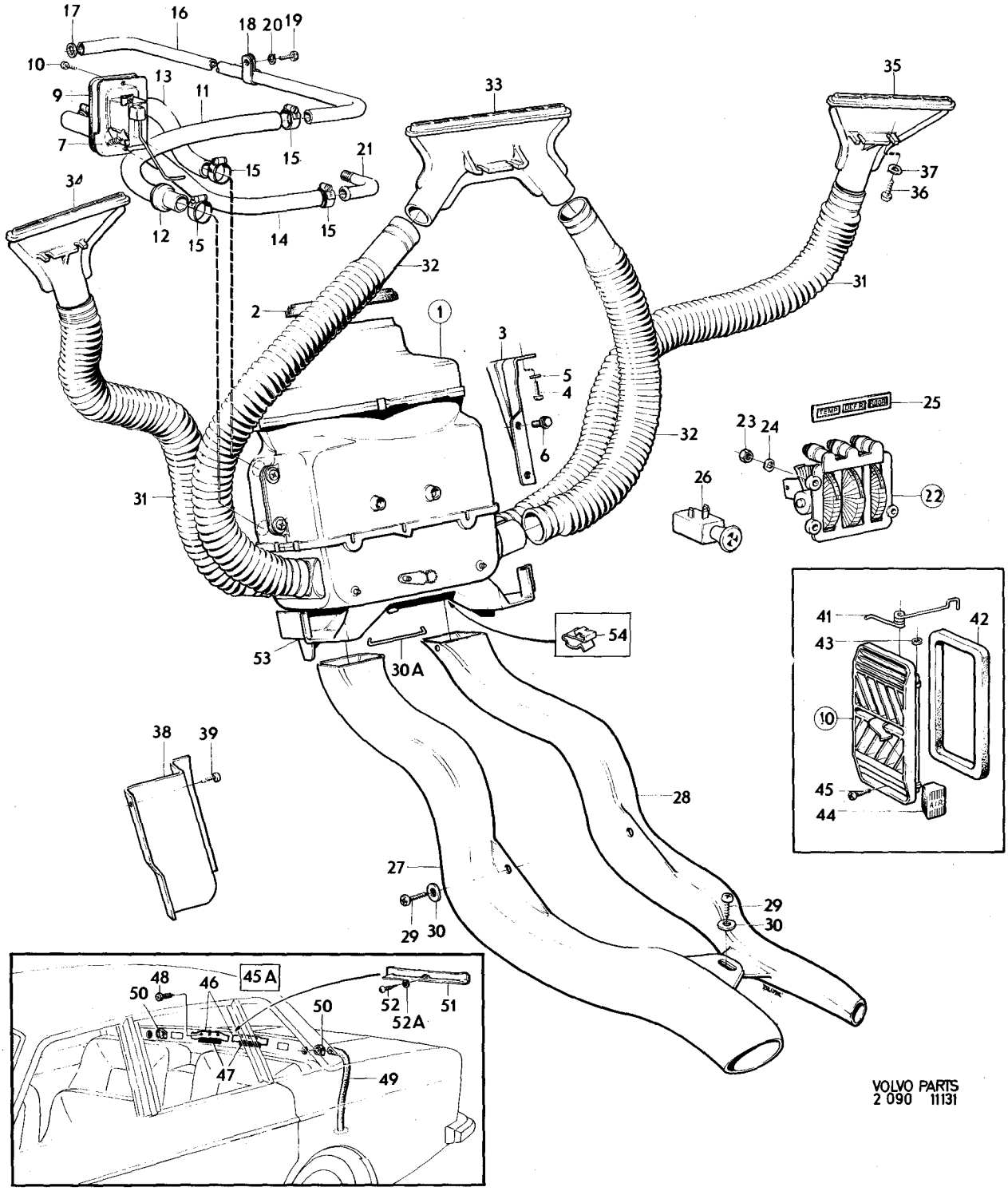

VOLVO PARTS
2 090 11131

Sida 6 Page | Grupp 9 Group | Värmeanläggning CH 74450–. | Heating unit CH 74450–. | Illustration 14148 | 1975-12 | 0150

Pos. Fig.	Antal/Quantity				Detalj nr Part No	Benämning	Description	Sats Kit	Anmärkning Notes	
1	1	–	–	–	684116-7	Värmeelement, UAC	Heater unit, UAC		CH–126605	1010
	–	–	–	–		•Det sida 16, 4-E13	•Comps. page 16, 4-E13			1020
	1	–	–	–	1215508-1	Värmeelement, UAC	Heater unit, UAC		CH 126606–	1025
	–	–	–	–		•Det sida 20, 4-E17	•Comps. page 20, 4-E17			1026
	1	–	–	–		Värmeelement, MAC	Heater unit, MAC	8	CH–126605	1030
	–	–	–	–		•Det sida 16, 4-E13	•Comps. page 16, 4-E13			1040
	1	–	–	–		Värmeelement, MAC	Heater unit, MAC	8	CH 126606–	1045
	–	–	–	–		•Det sida 20, 4-E17	•Comps. page 20, 4-E17			1046
2	4	–	–	–	955893-3	Bricka	Washer		CH–135446	1050
3	4	–	–	–	955513-7	Skruv	Screw		1/4UNC. CH–132566	1060
	4	–	–	–	955272-0	Skruv	Screw		M6. CH 132567–135446	1065
	4	–	–	–	946934-7	Flänsskruv	Flange bolt		CH 135447–	1[illegible]
4	2	–	–	–	684343-7	Dräneringsslang	Hose		CH–126605	1[illegible]
	1	–	–	–	1215725-1	Dräneringsbälg	Bellow		CH 126606–	1075
5	2	–	–	–	942624-8	Skruv	Screw			1[illegible]
6	1	–	–	–	687911-8	Konsol, V	Bracket, L			1[illegible]
	1	–	–	–	687909-2	Konsol, H	Bracket, R			1100
7	2	–	–	–	955512-9	Skruv	Screw			1[illegible]
8	1	–	–	–	1214025-7	Värmereglage	Heater control			1[illegible]
	–	–	–	–		•Det sida 26, 4-E23	•Comps. page 26, 4-E23			1130
8a	1	–	–	–	1212693-4	Knopp	Button		CH 109563–	1[illegible]
8b	1	–	–	–	1212859-1	Mutter	Nut		CH 109563–	1[illegible]
8c	1	–	–	–	940109-2	Låsbricka	Lock washer		CH 109563–	1137
9	4	–	–	–	956061-6	Skruv	Screw			1140
10	960	–	–	–	947908-0	Slang	Hose		CH –94584	1150
11	60MM	–	–	–	947908-0	Slang	Hose		CH–94584.	1160
12	1	–	–	–	942461-5	Nippel	Nipple			1170
13	1	–	–	–	943471-3	Slangklamma	Hose clip			1180
14	1	–	–	–	1211684-4	Backventil	Check valve			1190
15	1	–	–	–	1211775-0	Konsol	Bracket		CH–94584.	1200
16	4	–	–	–	955140-9	Skruv	Screw		CH–94584.	1210
17	2	–	–	–	960138-6	Bricka	Washer		CH–94584.	1220
18	1	–	–	–	684347-8	Vakuumtank	Vacuum tank		CH–94584.	1230
19	1800	–	–	–	944272-4	Slang	Hose		CH–94584.	1240
20	1	–	–	–	941263-6	Bussning	Bushing		CH–94584.	1250
21	1	–	–	–	1215259-1	Vakuumtank	Vacuum tank		CH 94585–.	1260
22	1	–	–	–	192007-3	•Nippel	•Nipple			1270
23	1	–	–	–	191899-4	•Packning	•Packing			1280
24	1	–	–	–	1215112-2	Konsol	Bracket		VST. CH 94585–.	1[illegible]
	1	–	–	–	1215153-6	Konsol	Bracket		HST. CH 94585–.	1[illegible]
25	1	–	–	–	1215111-4	Konsol	Bracket		VST. CH 94585–.	1310
	1	–	–	–	1215154-4	Konsol	Bracket		HST. CH 94585–.	1[illegible]
26	3	–	–	–	943501-7	Fjädermutter	Spring nut		CH 94585–.	1[illegible]
27	3	–	–	–	955138-3	Skruv	Screw		CH 94585–.	1340
28	1	–	–	–	1215135-3	T–rör	T–union		CH 94585–.	1[illegible]
29	5	–	–	–	943471-3	Slangklamma	Hose clip		CH 94585–.	1[illegible]
30	ERF	–	–	–	947908-0	Slang	Hose		CH 94585–.	1370
31	ERF	–	–	–	943999-3	Slang	Hose		CH 94585–.	1[illegible]
32	1	–	–	–	684841-0	Spjällhus, V	Valve housing, L		CH–94584	1[illegible]
	1	–	–	–	1215222-9	Spjällhus, V	Valve housing, L		CH 94585–126605	1400
									ERS AV 1215441–5	1401
	1	–	–	–	1215441-5	Spjällhus, V	Valve housing, L		CH 126606–	1405
33	1	–	–	–	687480-4	Spjällhus, H	Valve housing, R		CH–94584.	1410
	1	–	–	–	1215223-7	Spjällhus, H	Valve housing, R		CH 94585–126605	1420
									ERS AV 1215442–3	1421
	1	–	–	–	1215442-3	Spjällhus, H	Valve housing, R		CH 126606–	1425
34	1	–	–	–	684843-6	•Spjäll, V	•Valve, L		CH–126605	1430
	1	–	–	–	687479-6	•Spjäll, H	•Valve, R		CH–126605	1440
35	2	–	–	–	684844-4	•Låsplugg	•Lock plug			1450
36	1	–	–	–	684846-9	•Axel, V	•Shaft, L		CH–126605	1460
	1	–	–	–	687478-8	•Axel, H	•Shaft, R		CH–126605	1470
37	1	–	–	–	684847-7	•Fjäder, V	•Spring, L		CH–126605	1480
	1	–	–	–	687477-0	•Fjäder, H	•Spring, R		CH–126605	1490

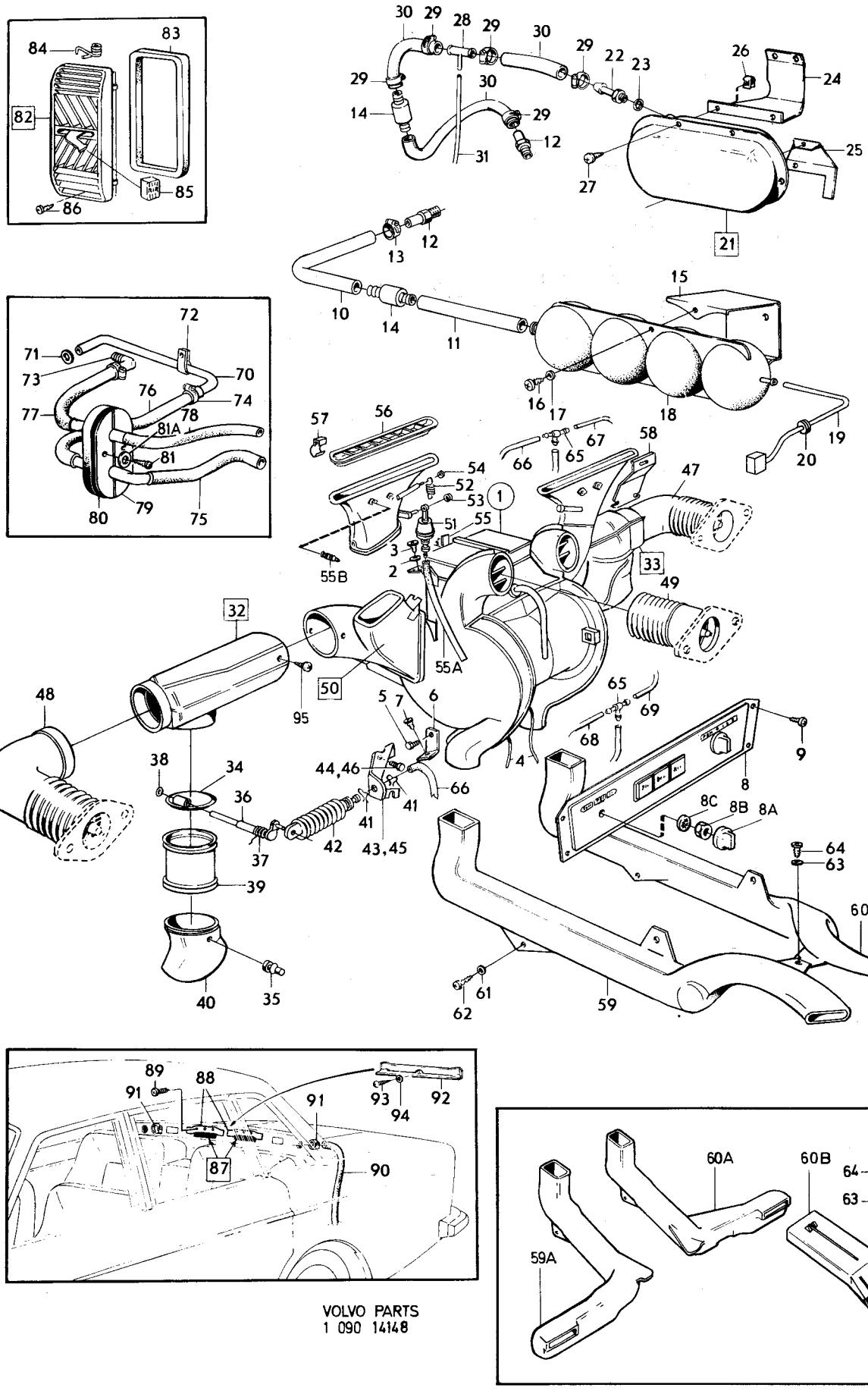

VOLVO PARTS
1 090 14148

Sida 8 Grupp 9 | Värmeanläggning CH 74450–. | Heating unit CH 74450–. | Illustration 14148 | 0150

Page Group | 1975-03

Pos. Fig.	Antal/Quantity				Detalj nr Part No	Benämning	Description	Sats Kit	Anmärkning Notes	
38	2	–	–	–	191695-6	•Spärrbricka	•Catch washer			1500
39	1	–	–	–	1215221-1	•Mellanrör	•Intermediary pipe		CH 94585–126605	1510
40	1	–	–	–	686705-5	•Munstycke	•Nozzle		CH 94585–	1520
	2	–	–	–	686705-5	Munstycke	Nozzle		CH–94584.	1530
41	4	–	–	–	687440-8	Klammer	Clamp		CH–126605	1540
	2	–	–	–	1215438-1	Clips	Clip		CH 126606–	1545
42	2	–	–	–	684817-0	Vakuumbälg	Vacuum bellow		CH–126605	1550
	2	–	–	–	1215466-2	Vakuumbälg	Vacuum bellow		CH 126606–	1555
43	1	–	–	–	687398-8	Konsol, V	Bracket, L		CH–126605	1560
	1	–	–	–	1215421-7	Konsol, V	Bracket, L		CH 126606–	1565
	1	–	–	–	1215518-0	Konsol, V	Bracket, L		SOUTH–AFRICA, MALAYSIA, AUSTRALIA CH 126606–	1567
44	2	–	–	–	943629-6	Skruv	Screw		1/4UNC. CH–132566	1570
	2	–	–	–	945414-1	Skruv	Screw		M6. CH 132567–	
45	1	–	–	–	687397-0	Konsol, H	Bracket, R		CH–126605	
	1	–	–	–	1215422-5	Konsol, H	Bracket, R		CH 126606–	1585
46	2	–	–	–	955523-6	Skruv	Screw			
47	1	–	–	–	683935-1	Rör, H	Pipe, R			
48	1	–	–	–	688230-2	Rör, V	Pipe, L			1610
49	2	–	–	–	1211515-0	Bälg	Bellow			
50	1	–	–	–	687422-6	Defrostermunstycke, V	Defroster jet, L		CH–126605	
	1	–	–	–	1215467-0	Defrostermunstycke, V	Defroster jet, L		CH 126606–	2025
	1	–	–	–	687423-4	Defrostermunstycke, H	Defroster jet, R		CH–126605 ERS AV 1215468–8	2030 2031
	1	–	–	–	1215468-8	Defrostermunstycke, H	Defroster jet, R		CH 126606–	2035
51	1	–	–	–	684817-0	•Vakuumbälg	•Vacuum bellow		CH–126605	2040
	2	–	–	–	1215466-2	•Vakuumbälg	•Vacuum bellow		CH 126606–	2045
52	1	–	–	–	684342-9	•Returfjäder	•Return spring			2050
53	1	–	–	–	943407-7	•Spärrbricka	•Catch washer		CH–126605	2060
54	1	–	–	–	191695-6	•Spärrbricka	•Catch washer		CH 126606–	2070
55	1	–	–	–	687378-0	•Clips	•Clip		CH–126605	2080
	2	–	–	–	1215438-1	•Clips	•Clip		CH 126606–	2085
55a	ERF	–	–	–	943999-3	•Slang	•Hose		CH 126606–	2086
55b	4	–	–	–	1210210-9	•Låsplugg	•Lock plug		CH 126606–	2088
56	2	–	–	–	686195-9	Ram	Frame			2090
57	4	–	–	–	1214820-1	Clips	Clip			2100
58	2	–	–	–	1210213-3	Konsol	Bracket			2110
59	1	–	–	–	1210208-3	Luftkanal, V	Air duct, L		CH–132566	
59a	1	–	–	–	1215311-0	Luftkanal, V	Air duct, L		CH 132567–	
60	1	–	–	–	1210209-1	Luftkanal, H	Air duct, R		CH–132566	2130
60a	1	–	–	–	1215312-8	Luftkanal, H	Air duct, R		CH 132567–	
60b	2	–	–	–	1214727-8	Luftmunstycke	Air jet		CH 132567–	
61	4	–	–	–	960138-6	Bricka	Washer		CH–132566	2140
62	4	–	–	–	955141-7	Skruv	Screw		CH–132566	
63	ERF	–	–	–	960139-4	Bricka	Washer			
64	ERF	–	–	–	958239-6	Skruv	Screw			2170
65	2	–	–	–	687342-6	T–rör	T–pipe			
66	650	–	–	–	943999-3	Slang	Hose			
67	800	–	–	–	943999-3	Slang	Hose			2200
68	750	–	–	–	943999-3	Slang	Hose			2210
69	300	–	–	–	943999-3	Slang	Hose			2220
70	1	–	–	–	461009-3	Returrör	Return pipe			2230
71	1	–	–	–	418411-5	Tätningsring	Seal ring	S		2240
72	1	–	–	–	192334-1	Klammer	Clamp			2250
73	1	–	–	–	418421-4	Vinkelnippel	Elbow nipple			2260
74	4	–	–	–	943474-7	Slangklammer	Hose clip			2270
75	1	–	–	–		Slang	Hose		SE SIDA 16, 4-E13	2280
									SE SIDA 20, 4-E17	2290
76	1	–	–	–	460585-3	Slang	Hose			2300
77	1	–	–	–	460912-9	Slang	Hose			2310
78	1	–	–	–		Slang	Hose		SE SIDA 16, 4-E13	2320
									SE SIDA 20, 4-E17	2325

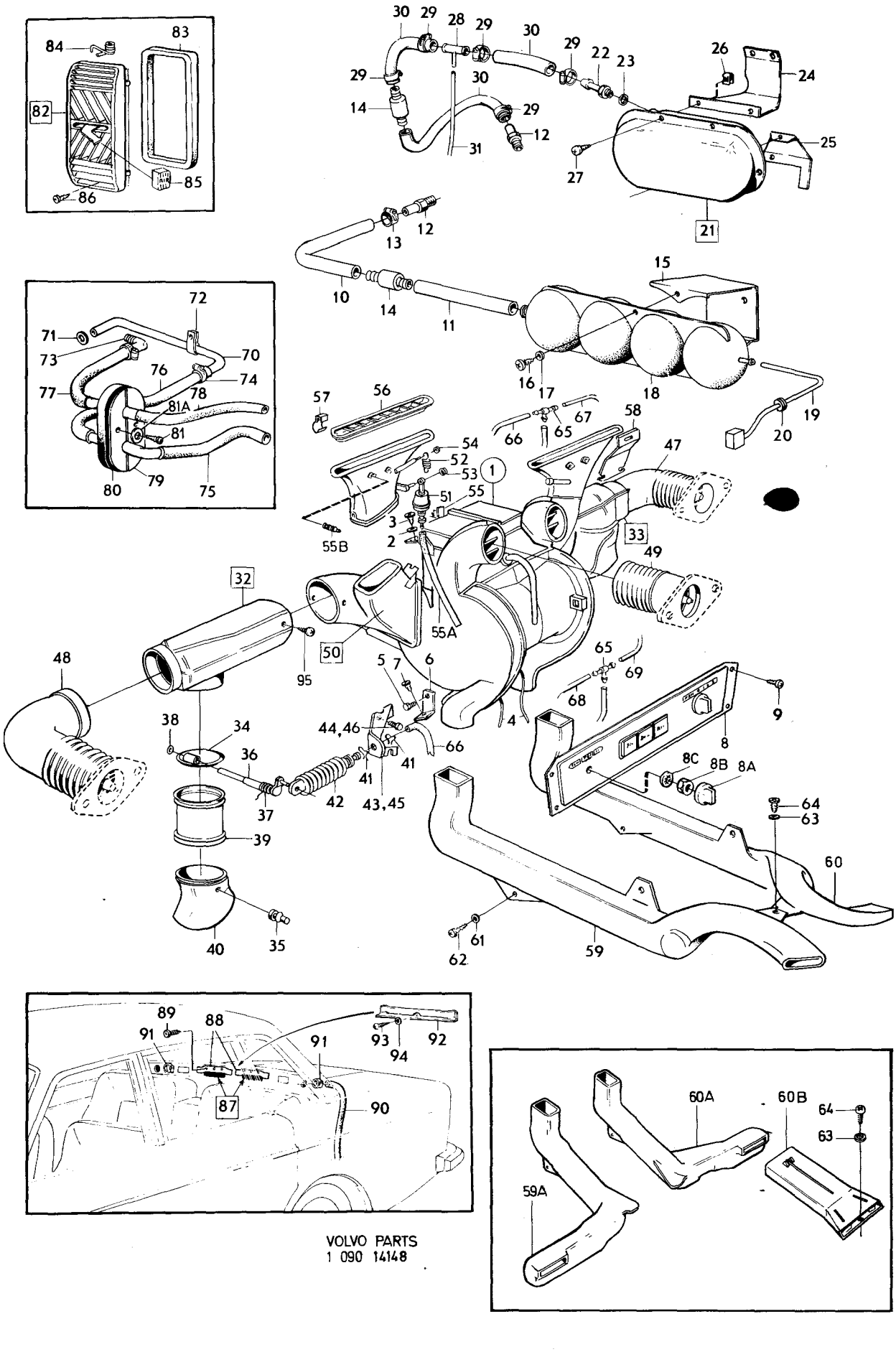
VOLVO PARTS
1 090 14148

Sida / Page	Grupp / Group	Värmeanläggning / Heating unit	Illustration	
10	9	CH 74450–. / CH 74450–.	14148	0150
			1975-12	

Pos. Fig.	Antal/Quantity				Detalj nr Part No	Benämning	Description	Sats Kit	Anmärkning Notes	
79	1	–	–	–		Genomföring	Gromet		SE SIDA 16, 4-E13	2330
									SE SIDA 20, 4-E17	2340
80	1	–	–	–		Mellanlägg	Spacer		SE SIDA 16, 4-E13	2350
									SE SIDA 20, 4-E17	2355
81	2	–	–	–	955141-7	Skruv	Screw			2360
81a	2	–	–	–	960138-6	Bricka	Washer			2365
82	1	–	–	–	681289-5	Lucka	Lid			2370
83	1	–	–	–	685843-5	•Tätningslist	•Seal moulding			2380
84	1	–	–	–	688520-6	•Fjäder, V	•Spring, L			2390
	1	–	–	–	688521-4	•Fjäder, H	•Spring, R			2400
85	1	–	–	–	681661-5	Knapp	Button			2410
86	10	–	–	–	955138-3	Skruv	Screw			2
87	2	–	–	–	1214180-0	Backventil	Check valve			2
88	2	–	–	–		•Hållare	•Retainer	8		2440
89	6	–	–	–	955138-3	Skruv	Screw	0		2
90	2	–	–	–	943519-9	Slang	Hose	3		2
91	2	–	–	–	943473-9	Slangklammer	Hose clip	0		2470
92	1	–	–	–	686450-8	Stänkskydd	Splash plate			2
93	3	–	–	–	955138-3	Skruv	Screw			2
94	3	–	–	–	960138-6	Bricka	Washer			2500
95	4	–	–	–	955138-3	Skruv	Screw		CH 126706–	2

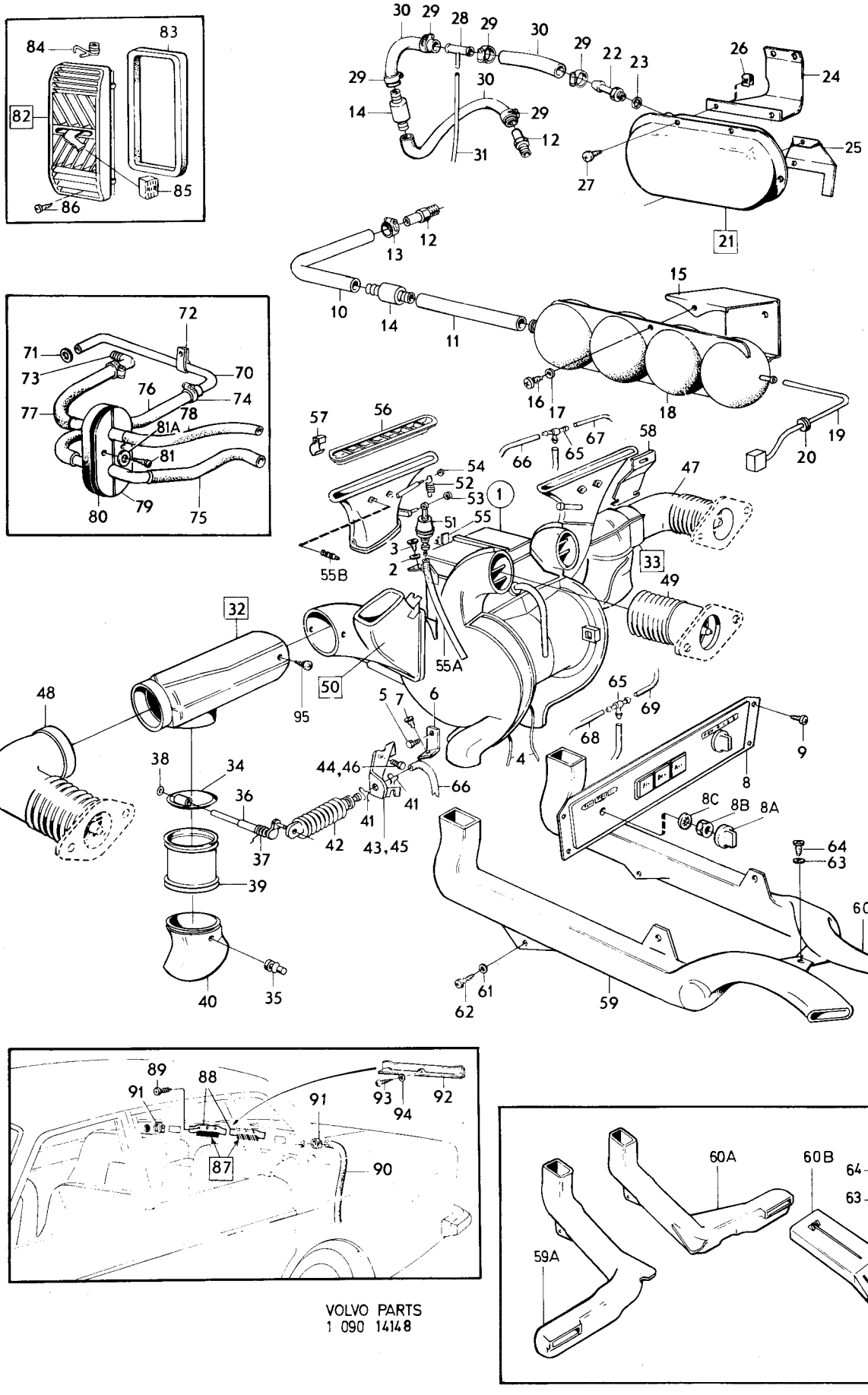
VOLVO PARTS
1 090 14148

Sida 12 Page | Grupp 9 Group | Värmeelement, CH–2844. | Heater unit, CH–2844. | Illustration 7335 | 1975-03 | 0200

Pos. Fig.	Antal/Quantity				Detalj nr Part No	Benämning	Description	Sats Kit	Anmärkning Notes	
1	1	–	–	–		Värmeelement	Heater unit	8		1010
2	1	–	–	–	675677-9	•Kåpa, främre	•Casing, front			1020
3	1	–	–	–	675678-7	•Kåpa, bakre	•Casing, rear			1030
4	4	–	–	–	679258-4	•Bussning	•Bushing	2	(675673)	1040
5	1	–	–	–	675987-2	•Defrosterlucka	•Defroster take–off			1050
6	2	–	–	–	676806-3	•Plugg	•Plug			1060
7	1	–	–	–	942408-6	•Spärrbricka	•Catch washer	0		1070
8	1	–	–	–	676010-2	•Element	•Element	2		1080
9	1	–	–	–	675999-7	•Elmotor med fläkt	•Electric motor with fan	2		1090
10	2	–	–	–	671984-3	••Elborste	••Carbon brush	1		1100
11	2	–	–	–	671921-5	••Hållare	••Retainer	1		1110
12	2	–	–	–	671985-0	••Fjäder	••Spring	1		1120
13	1	–	–	–	680330-8	•Fäste	•Anchorage			1130
14	1	–	–	–	680329-0	•Fäste	•Anchorage			1140
15	3	–	–	–	680331-6	•Kudde	•Pad	3		1150
16	2	–	–	–	950010-9	•Skruv	•Screw	0		1160
17	1	–	–	–	675626-6	•Fläktkåpa	•Fan shroud			1170
18	8	–	–	–	676234-8	•Clip	•Clip	2		1180
19	2	–	–	–	942055-5	•Klammer	•Clamp	0		1190
20	2	–	–	–	950021-6	•Skruv	•Bolt	0		1200
21	2	–	–	–	940092-0	•Mutter	•Nut	0		1210
22	80MM	–	–	–	952960-3	•Gummislang	•Rubber hose	3		1220
23	3	–	–	–	681812-4	•Klammer	•Clip	3		1230

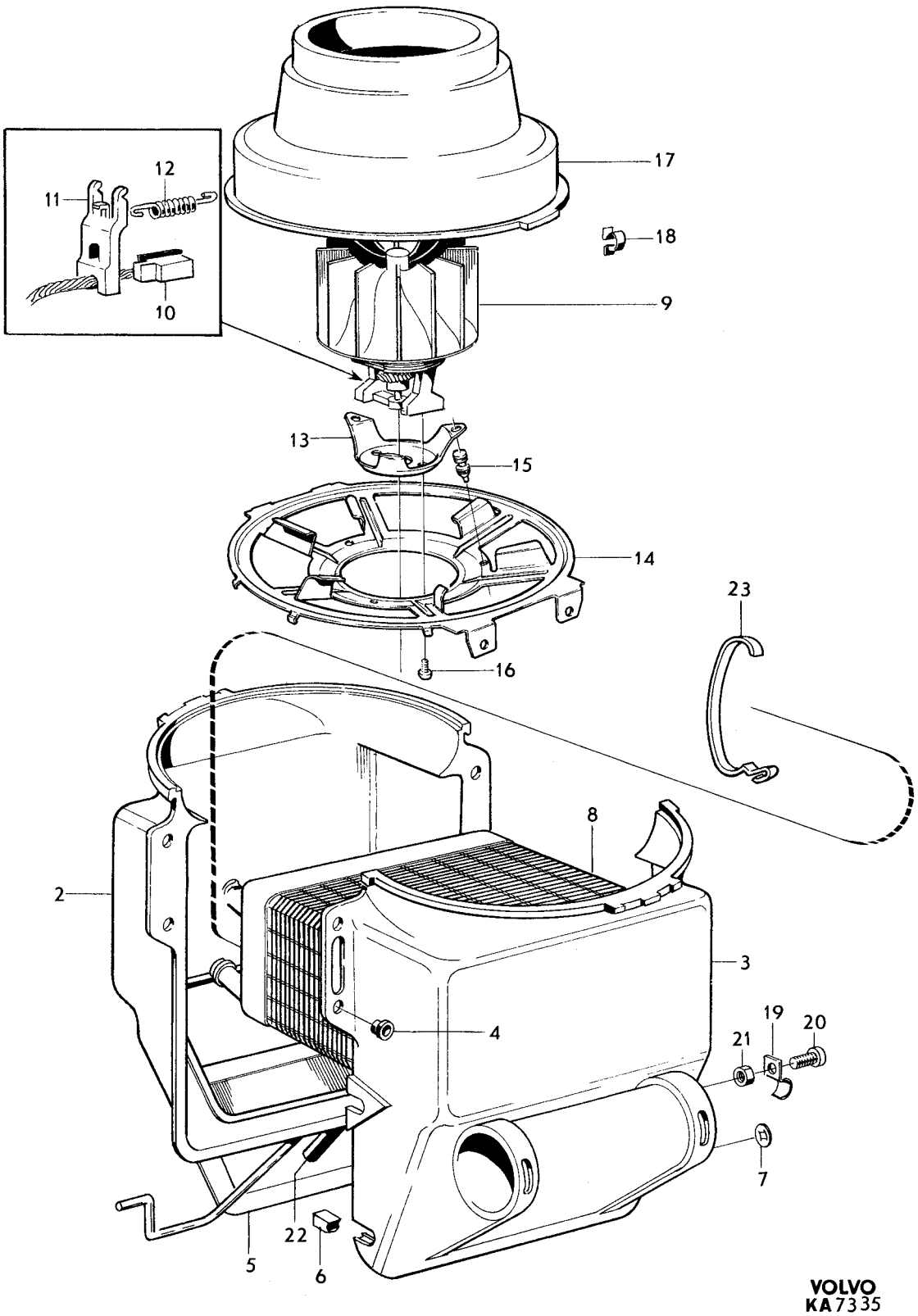

VOLVO
KA7335

Sida 14 / Page — Grupp 9 / Group — Värmeelement, CH 2845–74449. / Heater unit, CH 2845–74449. — Illustration 7358 — 0250 — 1975-12

Pos. Fig.	Antal/Quantity				Detalj nr Part No	Benämning	Description	Sats Kit	Anmärkning Notes	
1	1	–	–	–		Värmeelement	Heater unit	8		1010
2	1	–	–	–	682342-1	•Kåpa, främre	•Casing, front			1020
3	1	–	–	–	682343-9	•Kåpa, bakre	•Casing,rear			1030
4	4	–	–	–	679258-4	•Bussning	•Bushing	2	(675673)	1040
5	1	–	–	–	676010-2	•Element	•Element	2		1050
6	1	–	–	–	675999-7	•Elmotor med fläkt	•Electric motor with fan	2		1060
7	2	–	–	–	671984-3	••Elborste	••Carbon bruch	1		1070
8	2	–	–	–	671921-5	••Hållare	••Retainer	1		1080
9	2	–	–	–	671985-0	••Fjäder	••Spring	1		1090
10	1	–	–	–	680330-8	•Fäste	•Anchorage			1100
11	1	–	–	–	680329-0	•Fäste	•Anchorage			1110
12	3	–	–	–	680331-6	•Kudde	•Pad	3		1120
13	2	–	–	–	950010-9	•Skruv	•Screw	0		1130
14	1	–	–	–	675626-6	•Fläktkåpa	•Fan shroud			1140
x 15	12	–	–	–	948218-3	•Clip	•Clip		(943521)	1150
16	2	–	–	–	682640-8	•Fördelningshus	•Distribution duct			1160
17	2	–	–	–	682973-3	•Fjäder	•Spring	3		1170
18	2	–	–	–	942055-5	•Klammer	•Clamp	0		1180
19	2	–	–	–	950021-6	•Skruv	•Bolt	0		1190
20	2	–	–	–	940092-0	•Mutter	•Nut	0		1200
21	2	–	–	–	951672-5	•Mutter	•Nut	0		1210
22	1	–	–	–	682510-3	•Slang	•Hose	3		1220
23	2	–	–	–	191695-6	•Spärrbricka	•Catch washer	0		1230
24	1	–	–	–		•Packning	•Gasket	8	(676272)	1240
25	1	–	–	–	684131-6	•Spjällhus	•Shutter housing			1250
26	4	–	–	–	682512-9	••Spjäll	••Shutter			1260
27	1	–	–	–	682422-1	••Axel	••Spindle			1270
28	1	–	–	–	682346-2	••Axel	••Spindle			1280
29	1	–	–	–	682347-0	••Axel	••Spindle			1290
30	1	–	–	–	682348-8	••Axel	••Spindle			1300
31	1	–	–	–	682349-6	••Länk	••Link			1310
32	1	–	–	–	682350-4	••Bricka	••Washer			1320
33	6	–	–	–	191695-6	••Spärrbricka	••Catch washer	0		1330
34	1	–	–	–		Ledskena	Air distributor plate		SE SIDA 4, 4-E01	1340
35	1	–	–	–	682352-0	•Kapillärhållare	•Capillary holder			1350

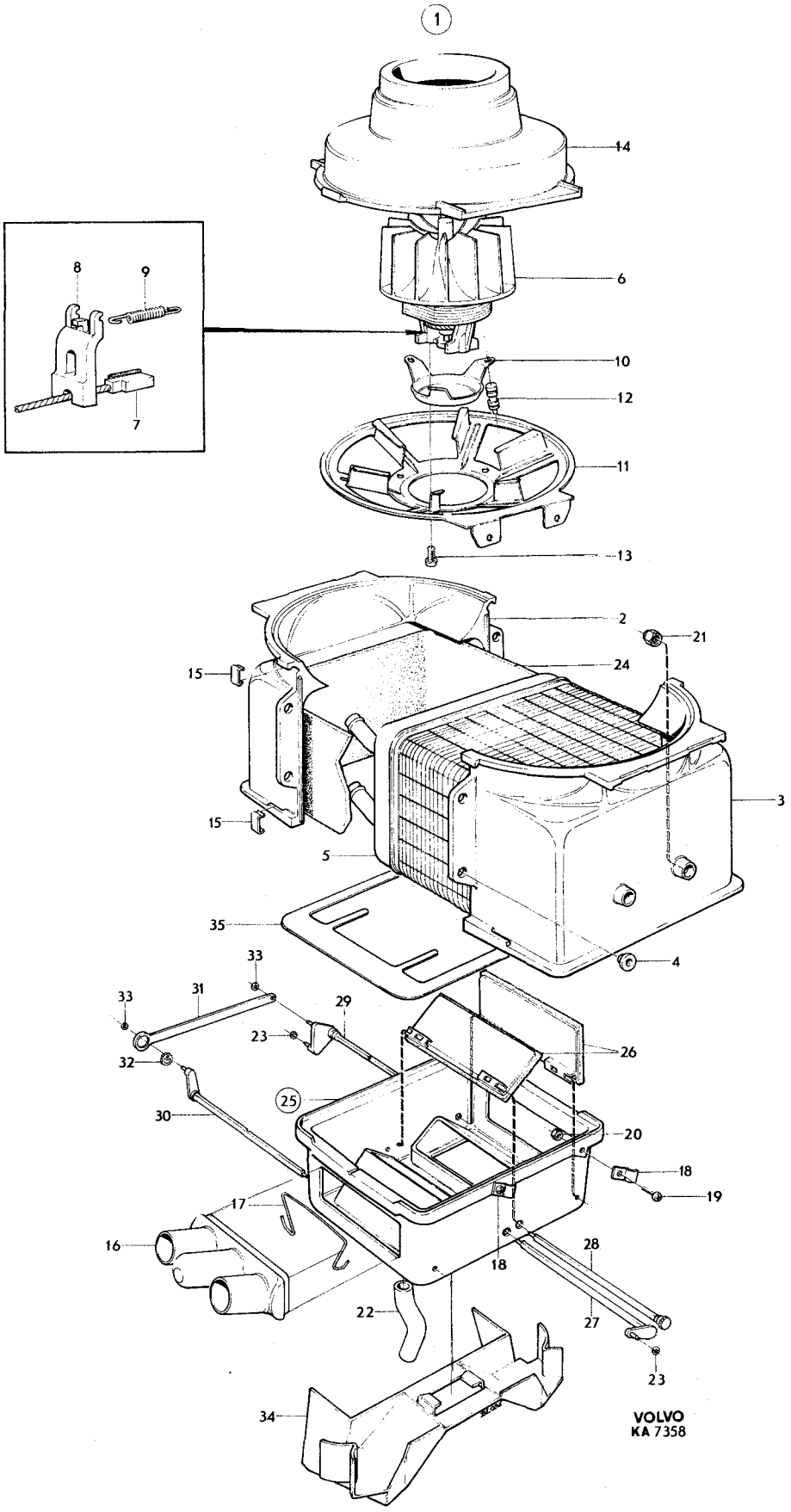
1
14
8
9
6
10
12
7
11
13
2
21
15
24
3
15
5
35
4
33
33
31
29
23
26
32
25
30
20
18
19
17
16
18
28
22
27
23
34
VOLVO
KA 7358

Sida 16 Page | Grupp 9 Group | Värmeelement, UAC, MAC CH–126605 | Heater UAC, MAC CH–126605 | Illustration 15387 | 1975-12 | 0300

Pos. Fig.	Antal/Quantity UAC	MAC			Detalj nr Part No	Benämning	Description	Sats Kit	Anmärkning Notes	
1	1	–	–	–	684116-7	Värmeelement	Heater			0020
	–	1	–	–		Värmeelement	Heater	8		0040
2	1	1	–	–	683877-5	•Kåpa, V	•Casing, L			0060
3	1	1	–	–	683878-3	•Kåpa, H	•Casing, R			0080
4	1	1	–	–	685275-0	•Konsol, V	•Bracket, L			0100
5	1	1	–	–	685276-8	•Konsol, H	•Bracket, R			0120
6	4	4	–	–	955142-5	•Skruv	•Screw			0140
7	1	1	–	–	1211291-8	•Värmeväxlare	•Heater exchanger		CH OMKR–93499. ERS AV 1 ST 1214812, 1 ST 1214813, 1 ST 1214814	0160 0180 0200
	1	1	–	–	1214812-8	•Värmeväxlare	•Heater exchanger		CH OMKR 93500–	0220
8	1	1	–	–	685359-2	•Packning	•Gasket			
9	17	17	–	–	684807-1	•Clips	•Clip			
10	1	1	–	–	1211426-0	•Lucka	•Cover			0280
11	1	1	–	–	684083-9	•Vakuumbälg	•Vacuum bellows			
12	1	1	–	–	1214462-2	•Fjäder	•Spring			
13	2	2	–	–	951666-7	•Låsring	•Lock ring		TID UTF	0340
	2	2	–	–	191695-6	•Låsring	•Lock ring		SEN UTF	
14	1	1	–	–	684080-5	•Fläktkåpa, V	•Fan casing, L			
15	1	1	–	–	684081-3	•Fläktkåpa, H	•Fan casing, R			0400
16	1	1	–	–	684333-8	•Motor	•Motor			
17	1	1	–	–	941265-1	••Bussning	••Bushing			
x	1	1	–	–	1234816-5	••Elborstesats	••Carbon brush kit			0450
17a	2	2	–	–		•••Elborste	•••Carbon brush	8		0460
17b	4	4	–	–		•••Hållare	•••Retainer	8		0480
17c	4	4	–	–		•••Fjäder	•••Spring	8		0500
17d	–	–	–	–		•••Dämpare	•••Damper	8		0502
17e	–	–	–	–		•••Bricka	•••Washer	8		0504
18	1	1	–	–	684024-3	•Lock	•Cover			0520
19	4	4	–	–	955141-7	•Skruv	•Screw			0540
20	3	3	–	–	955144-1	•Skruv	•Screw			0560
21	3	3	–	–	955892-5	•Bricka	•Washer			0580
22	1	1	–	–	686541-4	•Fläkthjul, V	•Fan wheel, L			0600
23	1	1	–	–	686542-2	•Fläkthjul, H	•Fan wheel, R			0620
24	2	2	–	–	686540-6	•Klammer	•Clamp			0640
25	2	2	–	–	684232-2	•Spjäll	•Shutter			0660
26	6	6	–	–	955142-5	•Skruv	•Screw			0680
27	2	2	–	–	191695-6	•Låsbricka	•Lock washer			0700
28	2	2	–	–	684342-9	•Returfjäder	•Return spring			
29	2	2	–	–	943407-7	•Låsbricka	•Lock washer			
30	1	1	–	–	684970-7	•Bussning	•Bushing			0760
31	2	2	–	–	684817-0	•Vakuumbälg	•Vacuum bellows			
32	2	2	–	–	687378-0	•Klamma	•Clamp			
33	1	1	–	–	1210200-0	•Kontrollventil	•Control valve		CH–109562	0820
34	1	1	–	–	1211602-6	•Clips	•Clip			0840
35	1	1	–	–	1211006-0	•Slang	•Hose		CH OMKR–93499	
	1	1	–	–	1214814-4	•Slang	•Hose		CH OMKR 93500–	0880
36	6	6	–	–	943472-1	•Slangklamma	•Hose clip			
37	1	1	–	–	683998-9	•Konsol	•Bracket			
x 38	28	28	–	–	948218-3	•Clips	•Clip		(943521)	0940
39	1	1	–	–	684340-3	•Packning	•Gasket		CH–74449	0960
	1	1	–	–	1214495-2	•Packning	•Gasket		CH 74450–	0980
40	–	1	–	–	683897-3	•Ventil	•Valve			1000
41	–	1	–	–	684281-9	•Klamma	•Clamp			1020
42	–	1	–	–	686716-2	•Evaporator	•Evaporator			1040
43	–	1	–	–	1210309-9	•Lock	•Cover			1060
	1	–	–	–	1210227-3	•Lock	•Cover			1080
44	2	2	–	–	1211604-2	•Clips	•Clip			1100
45	–	1	–	–	684565-5	•Klammer	•Clamp			1120
46	–	1	–	–	684870-9	•Termostat	•Thermostat			1140
47	–	1	–	–	120164-9	•Fjädrande bricka	•Resilient washer			1160
48	–	1	–	–	1214057-0	•Mutter	•Nut			1180
49	1	1	–	–	1211908-7	•Anslutningsdon	•Adapter			1200

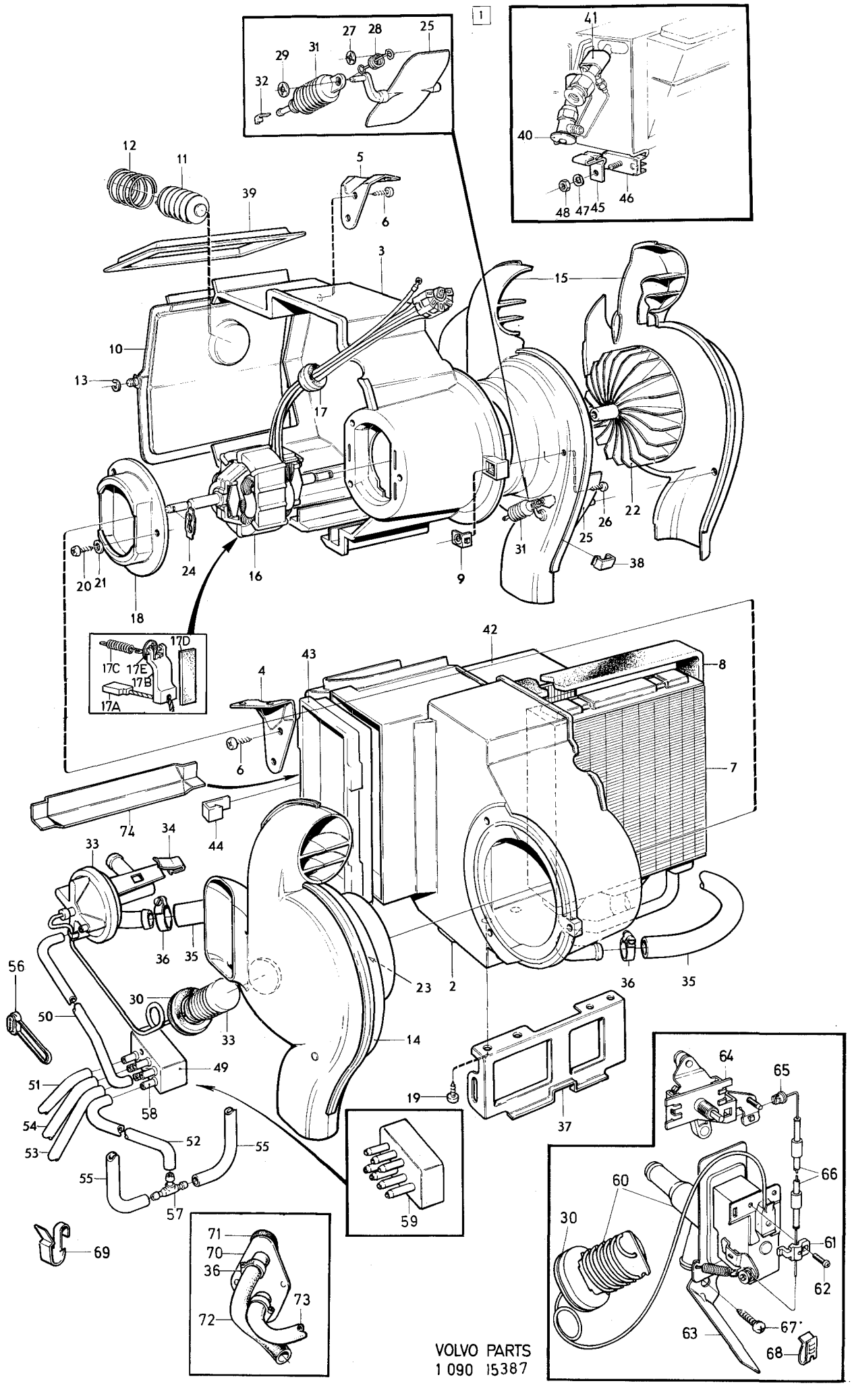

VOLVO PARTS
1 090 15387

Sida / Page	Grupp / Group	Värmeelement, UAC, MAC CH–126605	Heater UAC, MAC CH–126605	Illustration 15387	0300
18	9			1975-12	

Pos. Fig.	Antal/Quantity UAC	MAC			Detalj nr Part No	Benämning	Description	Sats Kit	Anmärkning Notes	
50	650	650	–	–	943999-3	•Slang	•Hose		CH–109562	1220
51	750	750	–	–	943999-3	•Slang	•Hose			1240
52	250	250	–	–	943999-3	•Slang	•Hose			1260
53	200	200	–	–	943999-3	•Slang	•Hose			1280
54	500	500	–	–	943999-3	•Slang	•Hose			1300
55	ERF	ERF	–	–	943999-3	•Slang	•Hose			1320
56	1	1	–	–	943746-8	•Bandklammer	•Band clamp			1340
57	1	1	–	–	687342-6	•T–rör	•T–piping			1360
58	6	6	–	–	1211596-0	•Nippel	•Nipple		TID UTF	1380
59	1	1	–	–	1211910-3	•Anslutning	•Connection		SEN UTF	1400
60	1	1	–	–	1215136-1	•Värmekontrollventil	•Heater control valve		CH 109563–	1420
61	1	1	–	–	1214059-6	••Klammer	••Clamp			1440
62	1	1	–	–	1214060-4	••Skruv	••Screw			1460
63	1	1	–	–	1214970-4	•Konsol	•Bracket		CH 109563–	1480
64	1	1	–	–	1215068-6	•Kontroll	•Control		CH 109563–	1500
65	1	1	–	–	1211290-0	•Trådhållare	•Retainer		CH 109563–	1520
66	1	1	–	–	1215110-6	•Wire	•Wire		CH 109563–	1540
67	2	2	–	–	955127-6	•Skruv	•Screw		CH 109563–	1560
68	2	2	–	–	192557-7	•Fjädermutter	•Spring nut		CH 109563–	1580
69	1	1	–	–	192248-3	•Klammer	•Clamp			1600
70	1	1	–	–	461402-0	•Genomföring	•Gromet		CH OMKR–85840	1620
	1	1	–	–	1214795-5	•Genomföring	•Gromet		CH OMKR 85841–	1640
71	1	1	–	–	461405-3	•Mellanlägg	•Spacer		CH OMKR 85841–	1660
72	1	1	–	–	460913-7	•Slang	•Hose			1680
73	1	1	–	–	460584-6	•Slang	•Hose		CH OMKR–93500	1700
	1	1	–	–	1214814-4	•Slang	•Hose		CH OMKR 93501–	1720
74	1	1	–	–	1215145-2	•Skena	•Rail			1740

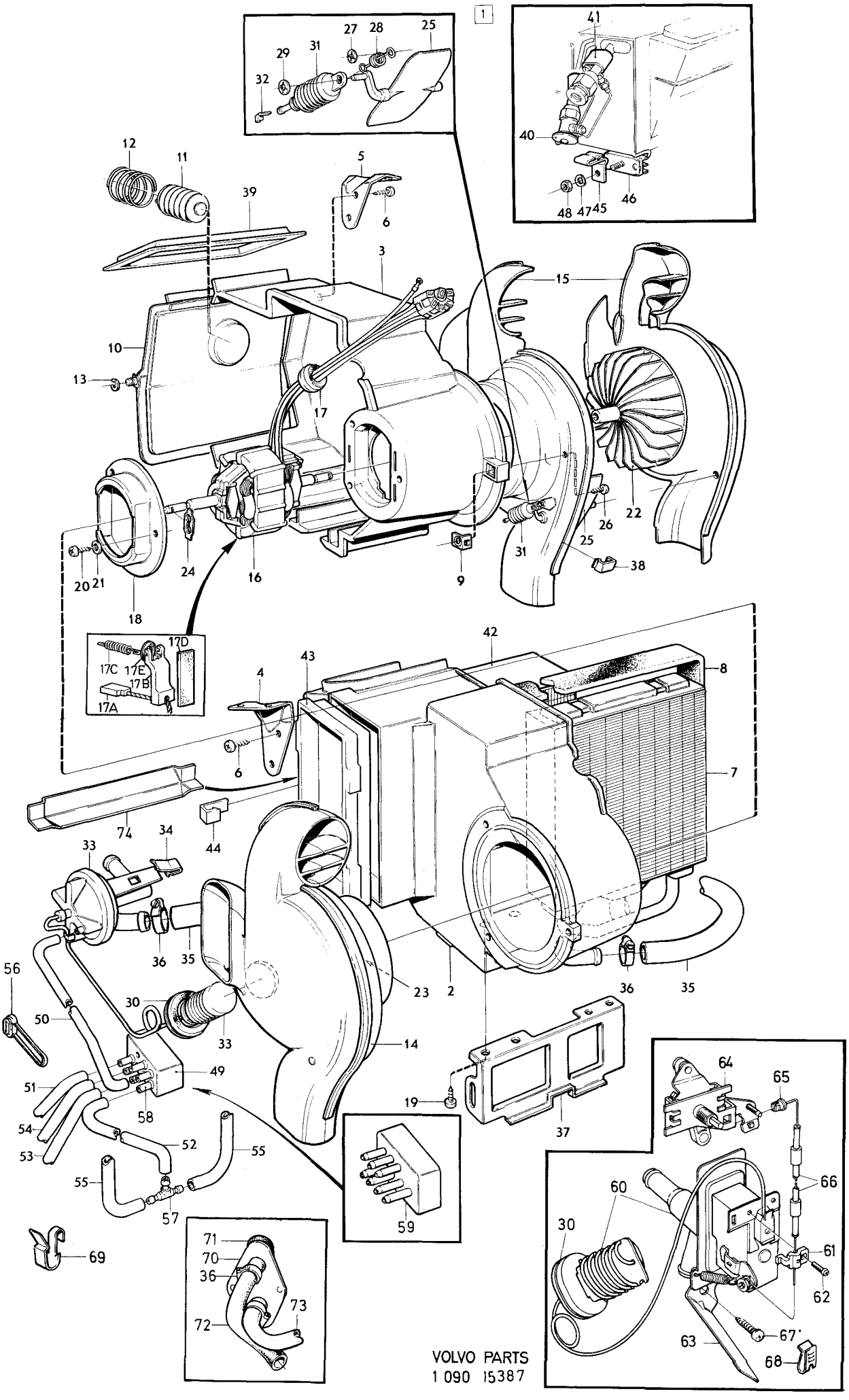

VOLVO PARTS
1 090 15387

Sida 20 Page | Grupp 9 Group | Värmeelement UAC, MAC CH 126606– | Heater UAC, MAC CH 126606– | Illustration 15388 | 1975-12 | 0350

Pos. Fig.	Antal/Quantity UAC	MAC			Detalj nr Part No	Benämning	Description	Sats Kit	Anmärkning Notes	
1	1	–	–	–	1215508-1	Värmeelement	Heater			0020
	1	–	–	–		Värmeelement	Heater	8		0040
2	1	1	–	–	1215419-1	•Kåpa, V	•Casing, L			0060
3	1	1	–	–	1215420-9	•Kåpa, H	•Casing, R			0080
4	1	1	–	–	1215431-6	•Fläktkåpa, V	•Fan casing, L			0100
5	1	1	–	–	1215432-4	•Fläktkåpa, H	•Fan casing, R			0120
6	1	1	–	–	1215465-4	•Vakuumbälg	•Vacuum bellows			0140
7	2	2	–	–	1215498-5	•Tryckfjäder	•Thrust spring			0160
8	2	2	–	–	1215425-8	•Länk	•Link			0180
9	1	1	–	–	1215429-0	•Lucka	•Button			0200
10	2	2	–	–	1215466-2	•Vakuumbälg	•Vacuum bellows			0220
11	2	2	–	–	1215438-1	•Clips	•Clip			0[illegible]
12	1	1	–	–	1215136-1	•Kontrollventil	•Control valve			0[illegible]
13	1	1	–	–	1214059-6	••Klamma	••Clamp			0280
14	1	1	–	–	1214060-4	••Skruv	••Screw			0[illegible]
15	1	1	–	–	684970-7	••Bussning	••Bushing			0[illegible]
16	1	1	–	–	1214970-4	•Konsol	•Bracket			0340
17	2	2	–	–	955127-6	•Skruv	•Screw			0[illegible]
18	2	2	–	–	192557-7	•Fjädermutter	•Spring nut			0[illegible]
19	1	1	–	–	1215068-6	•Vridkontroll	•Rotary controller			0400
20	1	1	–	–	1211290-0	•Trådhållare	•Cable end retainer			0[illegible]
21	1	1	–	–	1215110-6	•Reglagewire	•Control wire			0[illegible]
22	1	1	–	–	685275-0	•Konsol, V	•Bracket, L			0460
23	1	1	–	–	685276-8	•Konsol, H	•Bracket, R			0480
24	4	4	–	–	955141-7	•Skruv	•Screw			0500
25	13	13	–	–	684807-1	•Clips	•Clip			0520
26	4	4	–	–	1215679-0	•Clips	•Clip			0540
27	2	2	–	–	1215677-4	•Packning	•Gasket			0560
28	2	2	–	–	1215678-2	•Tätning	•Seal			0580
29	1	1	–	–	1215673-3	•Värmeväxlare	•Heater exchanger			0600
29a	1	1	–	–	1234229-1	••Rör	••Tube			0605
29b	1	1	–	–	1215675-8	••Rör	••Tube			0610
30	4	4	–	–	955137-5	•Skruv	•Screw			0620
31	1	1	–	–	683998-9	•Konsol	•Bracket			0640
32	1	1	–	–	1214462-2	•Fjäder	•Spring			0660
33	2	2	–	–	191695-6	•Spärrbricka	•Lock washer			0680
34	1	1	–	–	684333-8	•Motor	•Motor			0700
K	1	1	–	–	1234816-5	••Elborstesats	••Carbon brush kit			0710
35	2	2	–	–		•••Elborste	•••Carbon brush	8		0[illegible]
36	2	2	–	–		•••Hållare	•••Retainer	8		0[illegible]
37	1	1	–	–		•••Fjäder	•••Spring	8		0760
37a	–	–	–	–		•••Dämpare	•••Damper	8		07[illegible]
37b	–	–	–	–		•••Bricka	•••Washer	8		07[illegible]
38	1	1	–	–	941265-1	••Bussning	••Bushing			0780
39	1	1	–	–	686541-4	•Fläkthjul, V	•Fan wheel, L			0800
	1	1	–	–	686542-2	•Fläkthjul, H	•Fan wheel, R			0[illegible]
40	2	2	–	–	686540-6	•Klammer	•Clamp			0840
41	3	3	–	–	955144-1	•Skruv	•Screw			0860
42	1	1	–	–	684024-3	•Lock	•Cover			0[illegible]
43	2	2	–	–	684342-9	•Returfjäder	•Return spring			0900
44	2	2	–	–	191695-6	•Spärrbricka	•Lock washer			0920
45	2	2	–	–	943407-7	•Spärrbricka	•Lock washer			0940
46	2	2	–	–	684232-2	•Spjäll	•Shutter			0960
47	6	6	–	–	955142-5	•Skruv	•Screw			0980
48	1	1	–	–	1211602-6	•Clips	•Clip			1000
K 49	28	28	–	–	948218-3	•Clips	•Clip		(943521)	1020
50	1	1	–	–	1214495-2	•Packning	•Gasket			1040
51	1	1	–	–	1211908-7	•Anslutningsdon	•Joint			1060
52	1	1	–	–	1211910-3	•Anslutningsdon	•Joint			1080
53	125	125	–	–	943999-3	•Slang	•Hose		2X125	1100
54	250	250	–	–	943999-3	•Slang	•Hose			1120
55	200	200	–	–	943999-3	•Slang	•Hose			1140
56	200	200	–	–	943999-3	•Slang	•Hose			1160

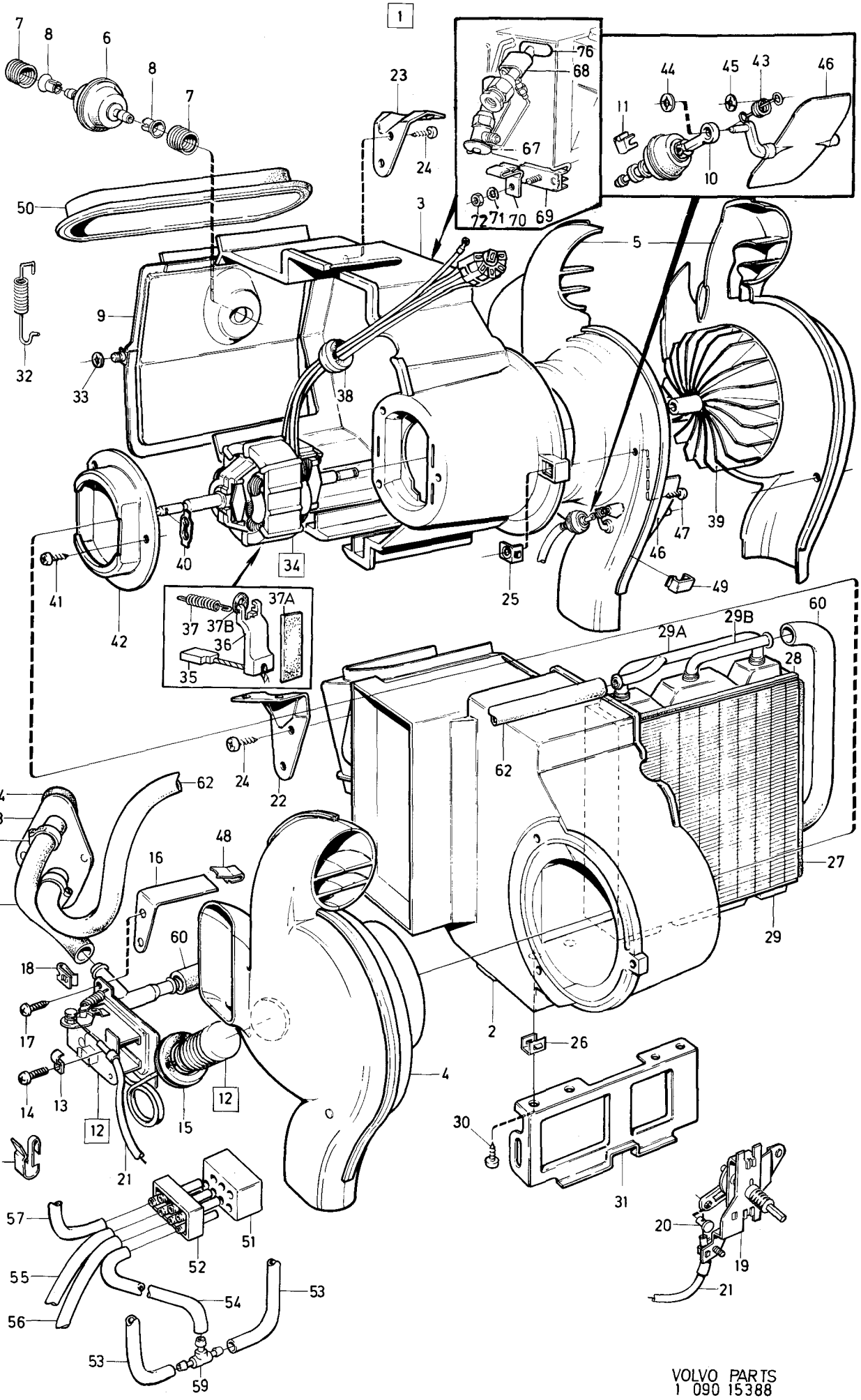

VOLVO PARTS
1 090 15388

Sida / Page	Grupp / Group	Värmeelement / Heater		Illustration	
22	9	UAC, MAC CH 126606–	UAC, MAC CH 126606–	15388	0350
				1975-12	

Pos. Fig.	Antal/Quantity UAC	MAC			Detalj nr Part No	Benämning	Description	Sats Kit	Anmärkning Notes	
57	800	800	–	–	943999-3	•Slang	•Hose			1180
58	1	1	–	–	192248-3	•Klammer	•Clamp			1200
59	1	1	–	–	687342-6	•T–rör	•T–piping			1220
60	700	700	–	–	943368-1	•Slang	•Hose			1240
61	1	1	–	–	1215682-4	•Slang	•Hose			1260
62	565	565	–	–	943368-1	•Slang	•Hose			1280
63	1	1	–	–	1214763-3	•Genomföring	•Gromet			1300
64	1	1	–	–	461405-3	•Mellanlägg	•Spacer			1320
65	5	5	–	–	943472-1	•Slangklammer	•Hose clip			1340
66	–	1	–	–	686716-2	•Evaporator	•Evaporator			1360
67	–	1	–	–	683897-3	•Ventil	•Valve			1380
68	–	1	–	–	684281-9	•Klamma	•Clamp			[illegible]
69	–	1	–	–	684870-9	•Termostat	•Thermostat			1420
70	–	1	–	–	684565-5	•Klamma	•Clamp			1440
71	–	1	–	–	120164-9	•Fjäderbricka	•Spring washer			[illegible]
72	–	1	–	–	1214057-0	•Mutter	•Nut			1480
73	–	1	–	–	1210309-9	•Lock	•Cover			1500
74	–	2	–	–	1211604-2	•Clips	•Clip			[illegible]
75	–	1	–	–	1215736-8	•Packning	•Gasket			1540
76	–	1200	–	–	591235-7	•Tape	•Tape			1560

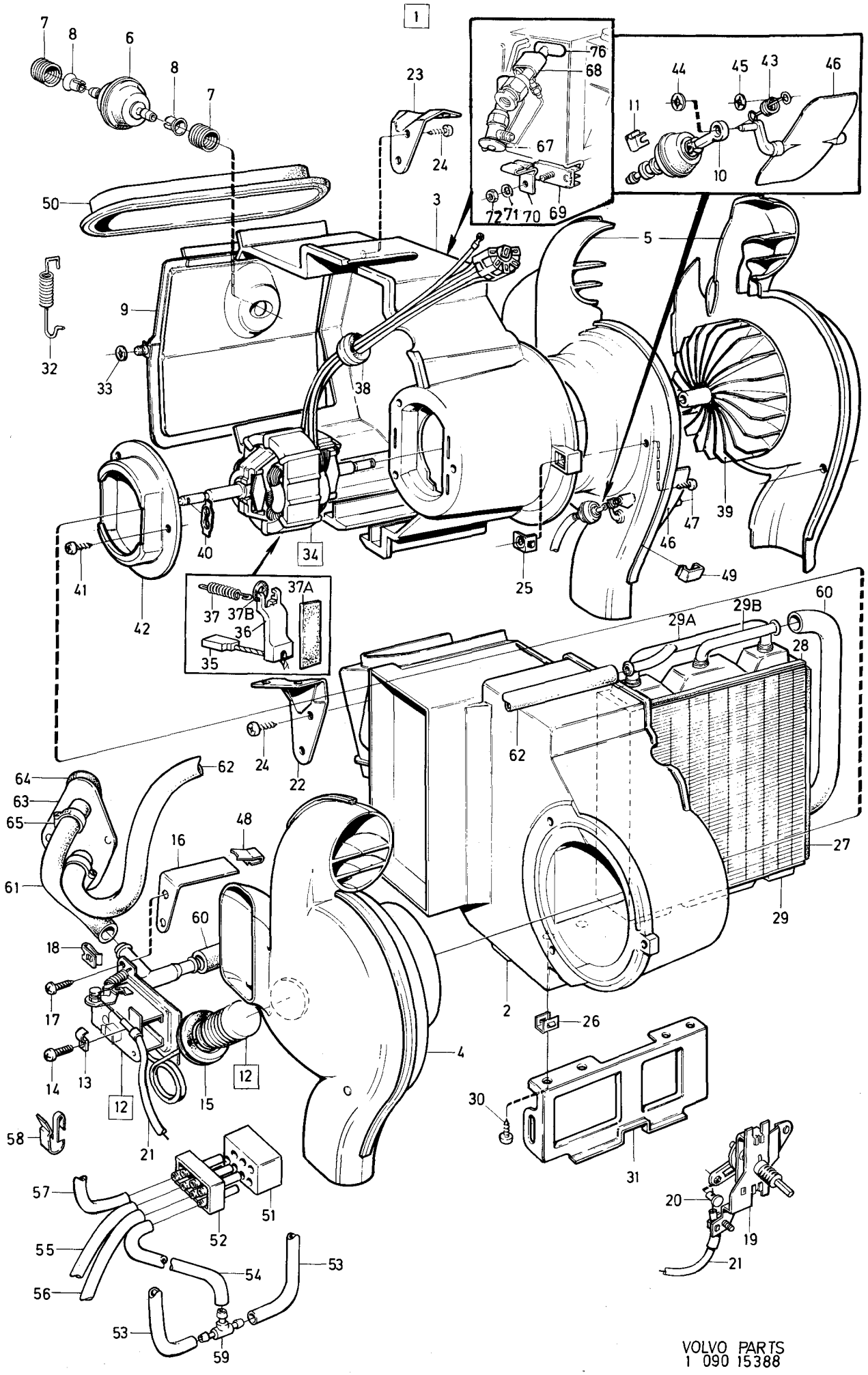

VOLVO PARTS
1 090 15388

Sida 24 Page | Grupp 9 Group | Värmereglage 676667 682636 | Heater control 676667 682636 | Illustration 5179 | 0400

1975-03

Pos. Fig.	Antal/Quantity 676 667	682 636			Detalj nr Part No	Benämning	Description	Sats Kit	Anmärkning Notes	
1	1	–	–	–	676667-9	Värmereglage	Heater control	4		1010
	–	1	–	–	682636-6	Värmereglage	Heater control	4		1020
2	–	–	–	–		•Hus	•Housing	8		1030
3	3	3	–	–	676521-8	•Ratt	•Knob			1040
4	3	3	–	–	676517-6	•Tapp	•Pin			1050
5	1	1	–	–	676518-4	•Axel	•Shaft			1060
6	3	3	–	–	676522-6	•Fjädrande bricka	•Resilient washer			1070
7	2	2	–	–	654333-4	•Fiberbricka	•Fibre washer			1080
8	1	1	–	–	678230-4	•Fiberbricka	•Fibre washer			1090
9	2	2	–	–	951668-3	•Spårryttare	•Circlip	0		1100
10	1	1	–	–	677102-6	•Ljuslåda	•Lamp container			1110
11	2	2	–	–	190113-1	•Clip	•Clip	0		1120
12	3	3	–	–	677292-5	•Lamphållare	•Bulb socket			1130
13	3	3	–	–	277747-2	•Glödlampa	•Bulb	1	W1,8D 12V 1,2W	1140
14	3	3	–	–	942753-5	•Clip	•Clip	0		1150
15	550	580	–	–	55192-9	•Tråd	•Cable	2		1160
16	450	500	–	–	88783-6	•Spiral	•Sheath	2		1170
17	500	550	–	–	55192-9	•Tråd	•Cable	2		1180
18	370	450	–	–	88783-6	•Spiral	•Sheath	2		1190
19	500	380	–	–	55192-9	•Tråd	•Cable	2		1200
20	350	300	–	–	88783-6	•Spiral	•Sheath	2		1210
21	3	3	–	–	942055-5	•Klammer	•Clip	0		1220
22	3	3	–	–	955137-5	•Skruv	•Screw	0		1230

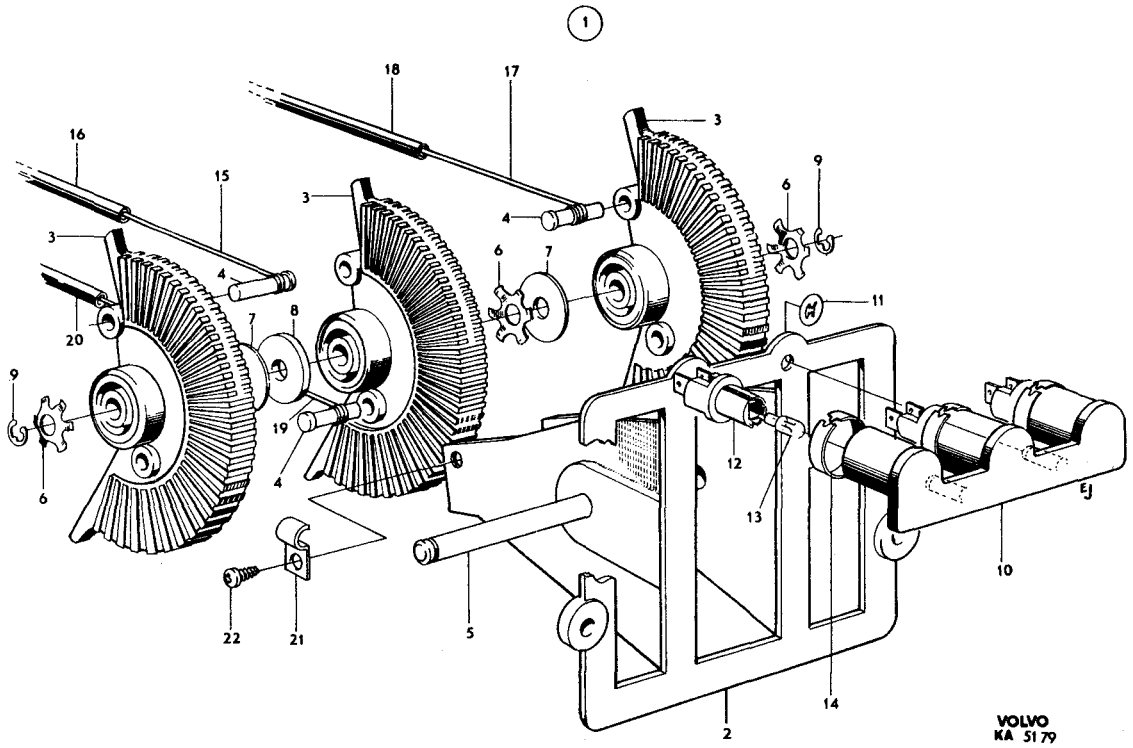
1
18
17
3
16
15
3
4
9
6
3
4
6
7
11
20
7
8
9
19
12
6
4
13
EJ
10
22
21
5
14
2
VOLVO
KA 5179

Sida 26 Page | Grupp 9 Group | Värmereglage, 1214025 | Heater control, 1214025 | Illustration 14164 | 0450

1975-12

Pos. Fig.	Antal/Quantity				Detalj nr Part No	Benämning	Description	Sats Kit	Anmärkning Notes	
1	1	–	–	–	1214025-7	Värmereglage	Heater control	8		1010
2	1	–	–	–	685397-2	•Panel	•Panel			1020
3	1	–	–	–	1210203-4	•Konsol	•Bracket			1030
4	2	–	–	–	948218-3	•Clips	•Clip		(943521)	1040
5	1	–	–	–	686969-7	•Omkopplare	•Switch			1050
6	1	–	–	–	1212560-5	•Ljusledare	•Light ramp			1060
7	1	–	–	–	1211910-3	•Anslutningsdon	•Adapter			1070
8	150	–	–	–	943999-3	•Slang	•Hose		CH–109562	1080
9	350	–	–	–	943999-3	•Slang	•Hose			1090
10	350	–	–	–	943999-3	•Slang	•Hose			1100
11	350	–	–	–	943999-3	•Slang	•Hose		CH–109562	1110
12	350	–	–	–	943999-3	•Slang	•Hose			1120
13	350	–	–	–	943999-3	•Slang	•Hose			1130
14	350	–	–	–	943999-3	•Slang	•Hose			1140
15	3	–	–	–	1210204-2	•T–rör	•T–piping			1150
16	4	–	–	–	1211596-0	•Nippel	•Nipple		CH–109562	1160
	3	–	–	–	1211596-0	•Nippel	•Nipple		CH 109563–	1165
17	2	–	–	–	1212859-1	•Mutter	•Nut		CH–109562	1170
	1	–	–	–	1212859-1	•Mutter	•Nut		CH 109563–	1171
18	2	–	–	–	940109-2	•Låsbricka	•Lock washer		CH–109562	1175
	1	–	–	–	940109-2	•Låsbricka	•Lock washer		CH 109563–	1176
19	2	–	–	–	1212693-4	•Knopp	•Button		CH–109562	1180
	1	–	–	–	1212693-4	•Knopp	•Button		CH 109563–	1181
20	1	–	–	–	684345-2	•Ventil	•Valve		CH–109562	1190
21	1	–	–	–	1211948-3	•Bussning	•Bushing		CH–109562	1200
22	1	–	–	–	1215164-3	•Plugg	•Plug		CH 109563–	1210

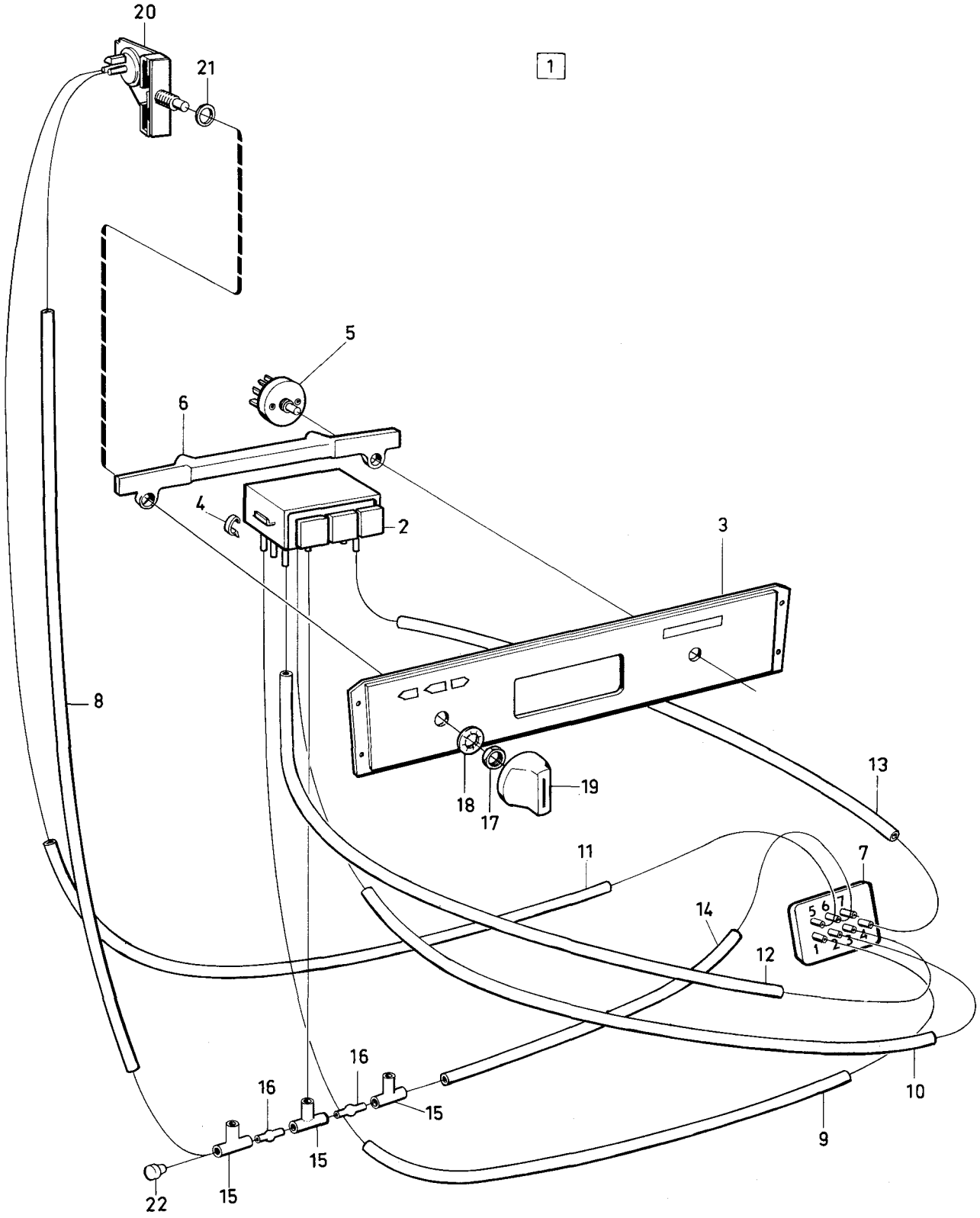

VOLVO PARTS
1 090 14164

Sida 28 / Page — Grupp 9 / Group — Luftkonditionering, VST CH 32400–74449. — Air–conditioning, LHD CH 32400–74449. — Illustration 9208 — 0500 — 1975-12

Pos. Fig.	Antal/Quantity				Detalj nr Part No	Benämning	Description	Sats Kit	Anmärkning Notes	
x 1	1	–	–	–	688925-7	Kompressor	Compressor	4		1010
	–	–	–	–		•Det sida 36, 4-F09	•Comps. page 36, 4-F09			1020
2	1	–	–	–	684322-1	Koppling	Connection	3		1030
3	1	–	–	–	944023-1	Skruv	Screw	0		1040
4	1	–	–	–	191169-2	Bricka	Washer	0		1050
5	4	–	–	–	943159-4	Skruv	Screw	0		1060
6	2	–	–	–	955137-5	Skruv	Screw	0		1070
7	1	–	–	–	1215391-2	Torkare	Receir–drier		(684323)	1080
8	1	–	–	–	688162-7	Konsol	Bracket			1090
9	1	–	–	–	688227-8	Klammer	Clamp			1100
10	1	–	–	–	683888-2	Kondensor	Condenser	2		1110
11	1	–	–	–	1215560-2	Slang	Hose		(684329)	1[illegible]
12	1	–	–	–	684330-4	Slang	Hose	1		1[illegible]
13	1	–	–	–	688929-9	Slang	Hose	1		1140
14	1	–	–	–	684332-0	Slang	Hose	1		1[illegible]
15	1	–	–	–	683879-1	Konsol	Bracket			1[illegible]
16	1	–	–	–	683880-9	Konsol	Bracket			1170
17	8	–	–	–	955138-3	Skruv	Screw	0		1[illegible]
18	6	–	–	–	960138-6	Bricka	Washer	0		1[illegible]
19	1	–	–	–		Gummibussning	Rubber bushing	8	(1211939)	1200
20	1	–	–	–	686356-7	Gummibussning	Rubber bushing	3		1[illegible]
21	1	–	–	–	679754-2	List	Moulding			1[illegible]
22	1	–	–	–	687481-2	Klammer	Clip			1230
23	1	–	–	–	952630-2	Klammer	Clip	0		1240
24	1	–	–	–	955138-3	Skruv	Screw	0		1250
25	5	–	–	–	714529-5	Gummiband	Rubber band			1260
26	1	–	–	–	683408-9	Relä	Relay		(681576)	1270
27	1	–	–	–		Bussning	Bushing	8	CH – 52789	1280
28	1	–	–	–	681129-3	Sladdsäkring	Cable fuse	2	(944450)	1290
29	1	–	–	–	942785-7	Säkring	Fuse	1		1300
29a	1	–	–	–	241850-7	Kabelsko	Cable terminal	1		1310
30	1	–	–	–	430246-9	Konsol	Bracket			1320
31	1	–	–	–	430252-7	Konsol	Bracket			1330
32	1	–	–	–	960468-7	Drivrem	Drive belt	1		1340
33	1	–	–	–	958503-5	Drivrem	Drive belt	1	US	1350
34	1	–	–	–	955567-3	Skruv	Screw	0	US	1360
35	1	–	–	–	940280-1	Fjädrande bricka	Resilient washer	0	US	1370
36	1	–	–	–	461016-8	Distanshylsa	Spacer sleeve		US	1380
37	2	–	–	–	955535-0	Skruv	Screw	0		1[illegible]
38	6	–	–	–	940097-9	Fjädrande bricka	Resilient washer	0		1[illegible]
39	4	–	–	–	940114-2	Skruv	Screw	0		1410
40	–	–	–	–		Remskiva	Pulley		SE GRUPP 2A.	1[illegible]
41	1	–	–	–	461019-2	Spännrulle	Tension pulley	3	US	1[illegible]
42	1	–	–	–	461017-6	•Hävarm	•Lever	3		1440
43	–	–	–	–		•Remskiva	•Pulley	8		1450
44	1	–	–	–	181393-0	•Kullager	•Ball bearing	2		1[illegible]
45	1	–	–	–	914454-4	•Låsring	•Circlip	0		1470
46	1	–	–	–	914526-9	•Låsring	•Circlip	0		1480
47	1	–	–	–	956603-5	Skruv	Screw	0	US	1[illegible]
48	1	–	–	–		Evaporator	Evaporator	8	(688908)	1500
49	1	–	–	–	1210265-3	•Element	•Radiator	3		1510
50	2	–	–	–	1210266-1	•Packning	•Packing	3		1520
51	1	–	–	–	684281-9	•Klamma	•Clamp			1530
51a	1	–	–	–	1210267-9	•Expansionsventil	•Expansion valve	3		1540
52	1	–	–	–	1210268-7	•Fläkt, kmpl	•Fan, cpl			1550
53	1	–	–	–	1210269-5	••Fläktmotor	••Fan, blower	2		1560
54	2	–	–	–	1210270-3	••Fläkthjul	••Fan wheel			1570
55	1	–	–	–	1210274-5	•Kåpa, övre	•Cover, upper			1580
56	12	–	–	–	955133-4	•Skruv	•Screw	0		1590
57	1	–	–	–	1210283-6	•Motstånd	•Resistor board	1		1600
58	2	–	–	–	942672-7	•Nit	•Rivet	0		2010
59	1	–	–	–	1210262-0	•Kåpa, undre kmpl	•Cover, lower cpl			2020
60	1	–	–	–	1210285-1	••Ram	••Bezel			2030

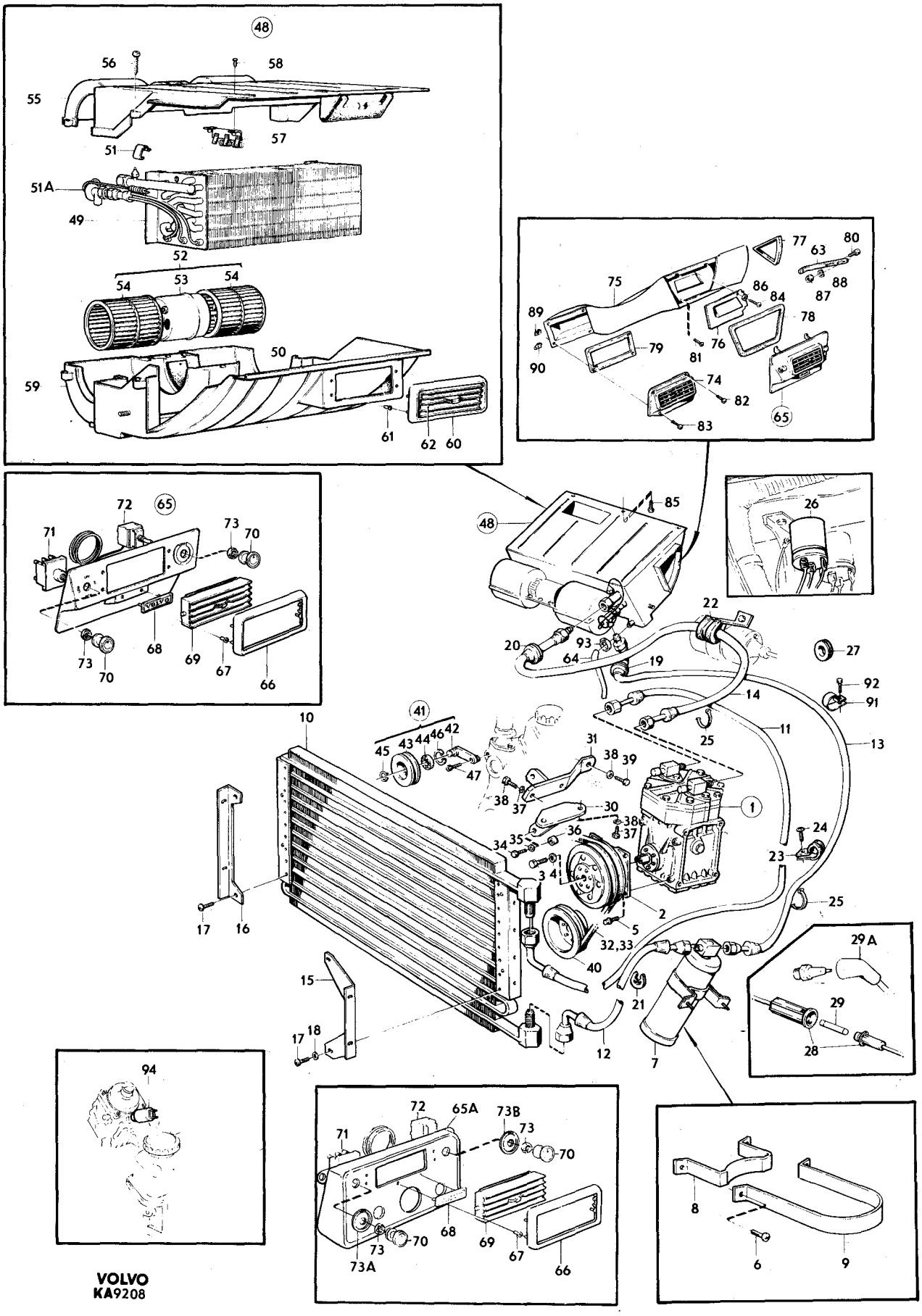
48
56
58
55
57
51
51A
49
52
54
53
54
50
59
61
62
60
77
80
63
88
75
86
84
87
89
78
79
76
81
90
74
82
83
65
72
65
71
73
70
73
70
68
69
67
66
85
48
26
22
20
93
64
19
27
92
91
14
25
11
13
10
41
45
43
44
46
42
47
31
38
39
38
37
30
1
38
37
36
35
34
24
23
3
4
25
2
5
32,33
40
17
16
15
17
18
21
12
7
29A
29
28
94
72
65A
73B
73
71
70
73
70
68
69
67
66
73A
8
6
9
VOLVO
KA9208

Sida 30 Page | Grupp 9 Group | Luftkonditionering, VST CH 32400–74449. | Air–conditioning, LHD CH 32400–74449. | Illustration 9208 | 0500

1975-12

Pos. Fig.	Antal/Quantity				Detalj nr Part No	Benämning	Description	Sats Kit	Anmärkning Notes	
61	4	–	–	–	1210286-9	••Clips	••Clips			2040
62	1	–	–	–	1210287-7	••Galler	••Louver			2050
63	1	–	–	–	688909-1	Konsol	Bracket			2060
64	400	–	–	–	941279-2	Slang	Hose			2070
65	1	–	–	–	1214113-1	Panel	Face plate		CH–52789.	2080
65a	1	–	–	–		Panel	Face plate		SE GRUPP 8.	2090
66	1	–	–	–	1210285-1	•Ram	•Bezel			2100
67	4	–	–	–	1210286-9	•Clips	•Clips			2110
68	1	–	–	–		•Emblem, Volvo	•Volvo emblem	8	(1210256)	2120
69	1	–	–	–	1210287-7	•Galler	•Louver			2130
70	2	–	–	–	1210257-0	Kontrollratt	Knob			2140
71	1	–	–	–	1210259-6	Strömbrytare, fläkt	Switch, blower			2
72	1	–	–	–	1210260-4	Termostat	Thermostat			2160
73	2	–	–	–	1210261-2	Mutter	Nut			2170
73a	1	–	–	–	685989-6	Bricka	Washer		CH 52790–.	2
73b	1	–	–	–	685990-4	Bricka	Washer		CH 52790–.	2190
74	1	–	–	–	688912-5	Munstycke	Transition			2200
75	1	–	–	–	1210250-5	Luftkanal	Air duct			2
76	1	–	–	–	1210251-3	Lucka	Plate, air duct			2220
77	1	–	–	–	688916-6	Packning	Gasket			2230
78	1	–	–	–	688917-4	Packning	Gasket			2
79	1	–	–	–	688918-2	Packning	Gasket			2250
80	1	–	–	–	955523-6	Skruv	Screw	0	L16. CH –52789.	2260
81	8	–	–	–	955120-1	Skruv	Screw	0	L12. CH –52789.	2270
	6	–	–	–	955120-1	Skruv	Screw	0	L12. CH 52790–.	2280
82	2	–	–	–	944325-0	Skruv	Screw	0	L 19.	2290
83	2	–	–	–	944326-8	Skruv	Screw	0	L 25.	2300
84	3	–	–	–	955126-8	Skruv	Screw	0	L 10. CH –52789.	2310
85	3	–	–	–	944327-6	Skruv	Screw	0	L 25	2320
86	1	–	–	–	955894-1	Bricka	Washer	0		2330
87	1	–	–	–	955826-3	Mutter	Nut	0		2340
88	1	–	–	–	941907-8	Fjädrande bricka	Resilient washer	0		2350
89	9	–	–	–	191246-8	Fjädermutter	Spring nut	0	CH –52789.	2360
	10	–	–	–	191246-8	Fjädermutter	Spring nut	0	CH 52790–.	2370
90	3	–	–	–	941387-3	Fjädermutter	Spring nut	0	CH –52789.	2380
91	1	–	–	–	121560-7	Klammer	Clamp	0	CH –52789.	2390
92	1	–	–	–	940098-7	Skruv	Screw	0	CH –52789.	2400
93	1	–	–	–	951768-1	Slangklammer	Hose clamp	0		2410
94	1	–	–	–	460282-7	Magnetventil	Magnet valve	2		2
	–	–	–	–	1207356-5	Kylmedium	Cooling agent	1	0.45 KG	2430
	–	–	–	–	1207357-3	Påfyllningsnippel	Filling nipple			2440

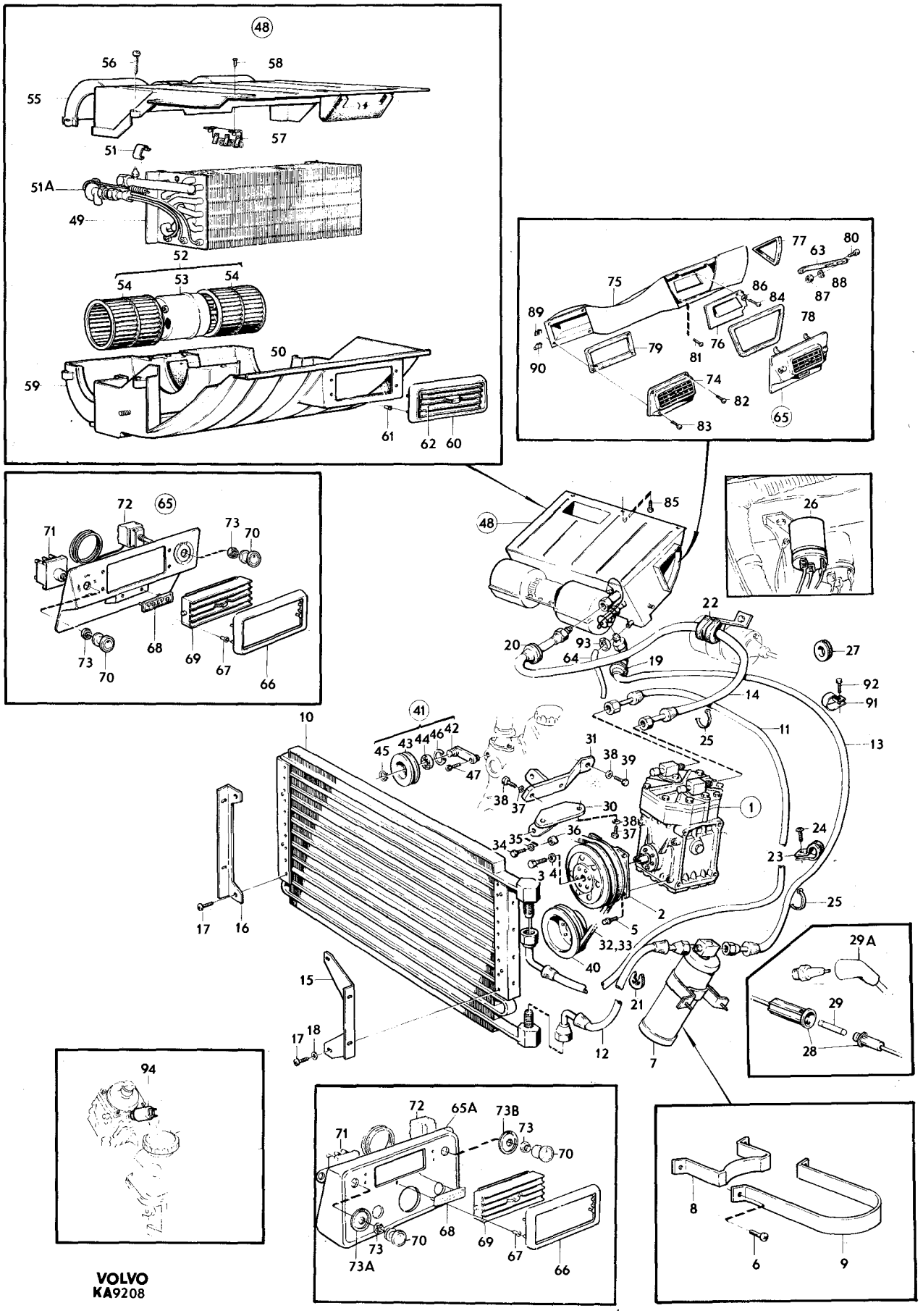
48
56
58
55
57
51
51A
49
52
54
53
54
50
59
61
62
60
77
63
80
75
86
84
88
87
89
78
79
76
81
90
74
82
83
65
72
65
71
73
70
73
70
68
69
67
66
48
85
26
22
20
93
64
19
27
92
91
14
25
11
13
41
10
45
43
44
46
42
47
31
38
39
38
37
30
1
36
38
37
35
34
24
23
3
4
2
25
5
32,33
40
29A
29
28
21
7
17
16
15
17
18
12
94
72
65A
73B
73
71
70
68
69
67
66
73
70
73A
8
6
9
VOLVO
KA9208

Sida 32 Page | Grupp 9 Group | Luftkonditionering CH 74450–. | Air–conditioning CH 74450–. | Illustration 14151 | 1975-12 | 0550

Pos. Fig.	Antal/Quantity				Detalj nr Part No	Benämning	Description	Sats Kit	Anmärkning Notes	
1	–	–	–	–	282590-9	Luftkonditionerings– sats	Air conditioning kit			0020 0040
2	1	–	–	–	684321-3	•Kompressor	•Compressor		ERS AV 1 ST 1215012–4 1 ST 687455–6, 1 ST 687456–4	0060 0061 0062
	–	–	–	–		••Det sida 36, 4-F09	••Comps. page 36, 4-F09			0080
3	1	–	–	–	684322-1	•Koppling	•Connection			0100
4	1	–	–	–	958216-4	••Ledningssko	••Cable terminal			0120
5	1	–	–	–	958208-1	••Hylsisolator	••Sleeve insulator			0140
6	1	–	–	–	944023-1	••Skruv	••Screw			0160
7	1	–	–	–	191169-2	••Bricka	••Washer			0180
8	4	–	–	–	943159-4	••Skruv	••Screw			0200
9	1	–	–	–	461331-1	•Konsol	•Bracket			0220
10	1	–	–	–	461334-5	•Konsol	•Bracket			0240
11	5	–	–	–	940114-2	•Skruv	•Screw			0260
12	5	–	–	–	940097-9	•Bricka	•Washer			0280
13	2	–	–	–	953261-5	•Pinnskruv	•Stud			0300
14	2	–	–	–	940097-9	•Bricka	•Washer			0320
15	2	–	–	–	955827-1	•Mutter	•Nut			0340
16	1	–	–	–	1215391-2	•Torkare	•Reciever–drier			0360
17	1	–	–	–	688162-7	•Konsol	•Bracket		CH–102949	0380
	1	–	–	–	688162-7	•Konsol	•Bracket		CH 102950– (1215142)	0400 0401
18	1	–	–	–	688227-8	•Klammer	•Clamp		CH–102949	0420
	1	–	–	–	688227-8	•Klammer	•Clamp		CH 102950– (1215140)	0440 0441
19	2	–	–	–	955137-5	•Skruv	•Screw		CH–102949	0460
	2	–	–	–	943629-6	•Skruv	•Screw		CH 102950–	0480
20	1	–	–	–	683888-2	•Kondensor	•Condenser			0500
21	1	–	–	–	683879-1	•Konsol, V	•Bracket, L			0520
22	1	–	–	–	683880-9	•Konsol, H	•Bracket, R			0540
23	8	–	–	–	955138-3	•Skruv	•Screw			0560
24	4	–	–	–	960138-6	•Skruv	•Screw			0580
25	1	–	–	–	1215560-2	•Slang	•Hose		(1213086)	0600
26	1	–	–	–	1213076-1	•Slang	•Hose			0620
27	1	–	–	–	1213077-9	•Slang	•Hose			0640
28	1	–	–	–	1213078-7	•Slang	•Hose			0660
29	1	–	–	–	1211942-6	•Tätningsbricka	•Seal washer			0680
30	1	–	–	–	1214816-9	•Tätningsbricka	•Seal washer			0700
31	2	–	–	–	1214817-7	•Tätningsbricka	•Seal washer			0720
32	120	–	–	–	679754-2	•List	•Moulding			0740
33	1	–	–	–	687481-2	•Klammer	•Clip			0760
34	1	–	–	–	686355-9	•Gummibussning	•Rubber bushing			0780
35	1	–	–	–	686356-7	•Gummibussning	•Rubber bushing			0800
36	6	–	–	–	714529-5	•Klammer	•Clip			0820
36a	1	–	–	–	943423-4	•Klammer	•Clip			0840
37	1	–	–	–	960468-7	•Kilrem	•Drive belt		CH–94561	0860
	1	–	–	–	958502-7	•Kilrem	•Drive belt		CH 94562–132566. JAPAN VST CH 132567–	0880 0900
	1	–	–	–	958509-2	•Kilrem	•Drive belt		CH 132567–	0920
38	1	–	–	–	460532-5	•Magnetventil	•Solenoid valve			0940
39	1	–	–	–	461458-2	•Spännrulle	•Tension pulley		CH 94562–. JAPAN VST CH 132567–	0960 0980
39a	1	–	–	–	460077-1	••Remskiva	••Pulley			1000
40	1	–	–	–	914526-9	••Låsring	••Lock ring			1020
41	1	–	–	–	914454-4	••Låsring	••Lock ring			1040
42	1	–	–	–	181393-0	••Kullager	••Ball bearing			1060
42a	1	–	–	–	461459-0	••Hävarm	••Lever		CH–132566	1080
	1	–	–	–	461467-3	••Hävarm	••Lever		CH 132567–	1100
43	1	–	–	–	955551-7	•Skruv	•Screw		CH–132566. JAPAN VST CH 132567–	1120 1140
	1	–	–	–	955552-5	•Skruv	•Screw		CH 132567–	1160
44	1	–	–	–	463658-5	•Bricka	•Washer		CH 132567–	1180

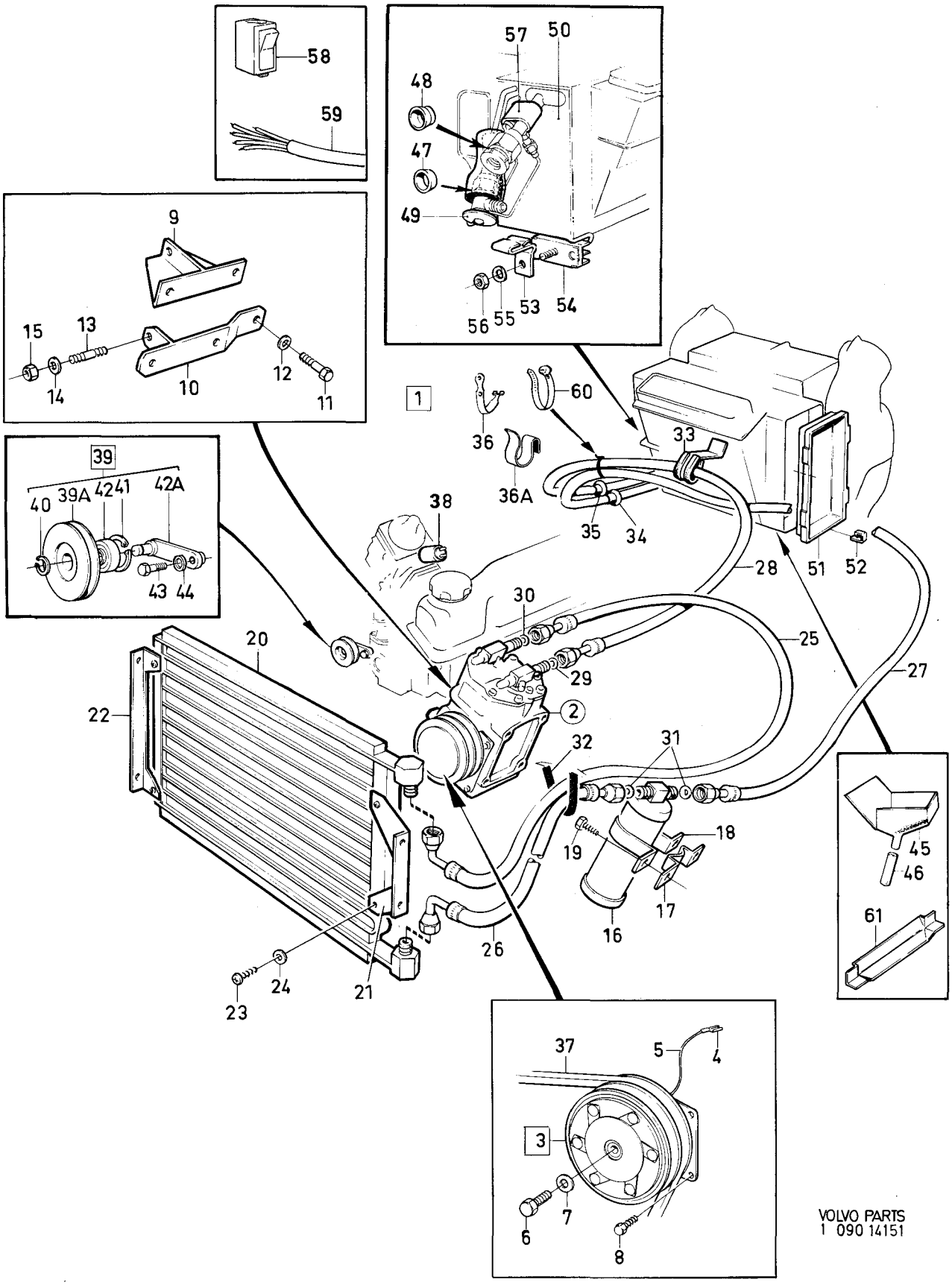

VOLVO PARTS
1 090 14151

Sida / Page	Grupp / Group	Luftkonditionering / Air-conditioning	Illustration	
34	9	CH 74450–. / CH 74450–.	14151	0550
			1975-12	

Pos. Fig.	Antal/Quantity				Detalj nr Part No	Benämning	Description	Sats Kit	Anmärkning Notes	
45	1	–	–	–	1215549-5	•Dräneringsskål	•Drain funnel		CH–126605	1200
46	70MM	–	–	–	952959-5	•Slang	•Hose		CH–126605	1220
47	1	–	–	–	1211943-4	•Tätningsbricka	•Seal washer			1240
48	1	–	–	–	1214815-1	•Tätningsbricka	•Seal washer			1260
49	1	–	–	–	683897-3	•Ventil	•Valve			1280
50	1	–	–	–	686716-2	•Evaporator	•Evaporator			1300
51	1	–	–	–	1210309-9	•Lock	•Cover			1320
52	2	–	–	–	1211604-2	•Clips	•Clip			1340
53	1	–	–	–	684565-5	•Klammer	•Clamp			1360
54	1	–	–	–	684870-9	•Termostat	•Thermostat			1380
55	1	–	–	–	120164-9	•Fjädrande bricka	•Resilient washer			1400
56	1	–	–	–	1214057-0	•Mutter	•Nut			1420
57	1	–	–	–	684281-9	•Klamma	•Clamp			1440
58	1	–	–	–	1212706-4	•Strömställare	•Switch			1460
59	1	–	–	–		•Ledningsmatta	•Cable harnes	8		1480
60	1	–	–	–	946405-8	•Klamma	•Clamp			1500
61	1	–	–	–	1215145-2	•Skena	•Rail		SE SIDA 16, 4-E13	1520

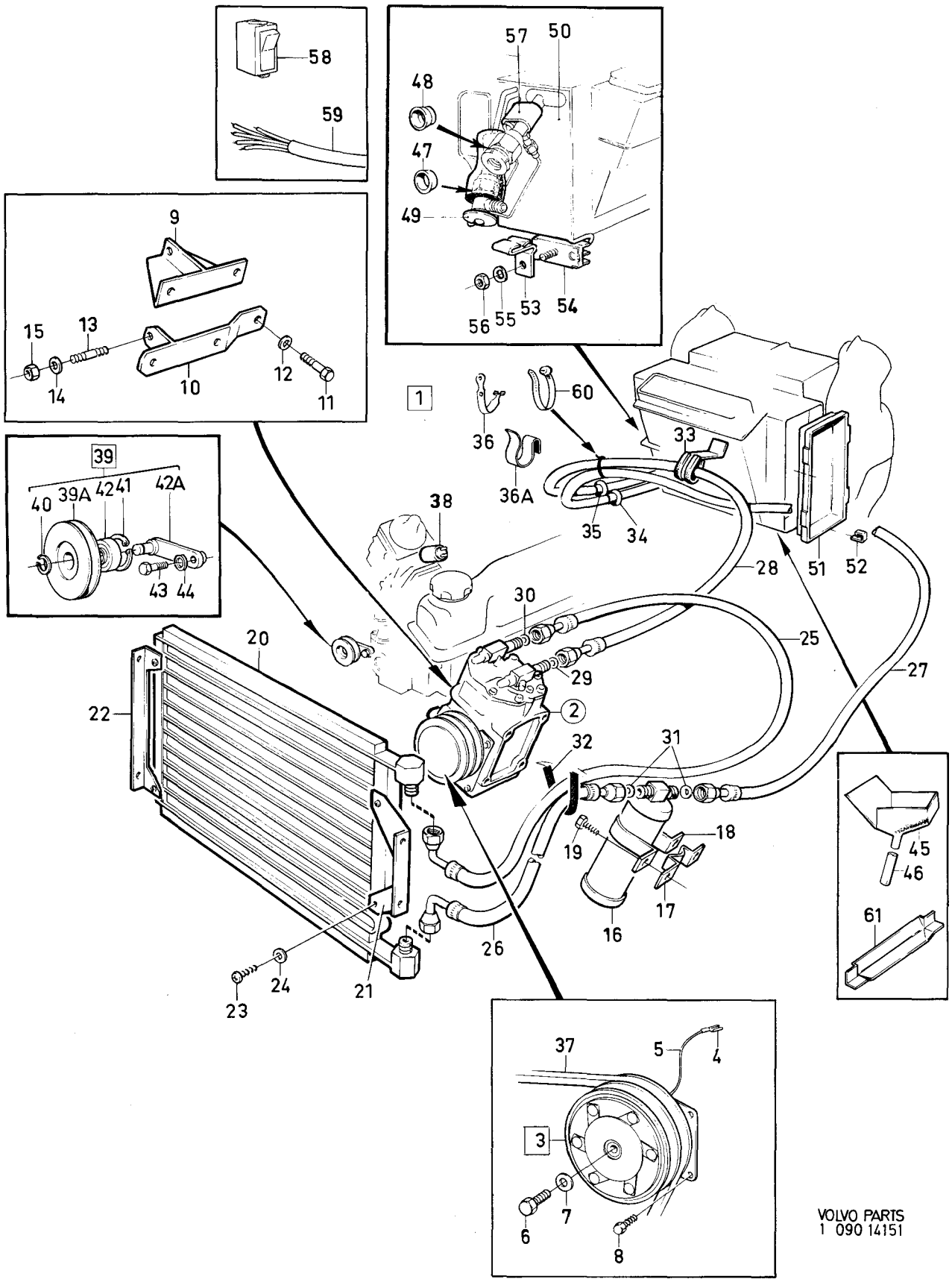

VOLVO PARTS
1 090 14151

Sida 36 Page | Grupp 9 Group | Kompressor 684321, 688925. | Compressor 684321, 688925. | Illustration 8496 | 0600

1975-12

Pos. Fig.	Antal/Quantity 684 321	688 925			Detalj nr Part No	Benämning	Description	Sats Kit	Anmärkning Notes	
1	1	–	–	–	684321-3	Kompressor	Compressor	4		1010
x –		1	–	–	688925-7	Kompressor	Compressor	4		1020
2	1	1	–	–		•Vevhus	•Crankcase	8		1030
3	1	–	–	–	1207318-5	•Kullager, främre	•Ball bearing, front	2		1040
–		1	–	–	688707-9	•Kullager, främre	•Ball bearing, front	2		1050
4	1	1	–	–	688708-7	•Kullager, bakre	•Ball bearing, rear	2		1060
5	1	1	–	–	688709-5	•Lagerhus	•Ball bearing housing			1070
6	1	–	–	–	1207319-3	•Vevaxel	•Crankshaft	3		1080
–		1	–	–	688710-3	•Vevaxel	•Crankshaft	3		1090
7	1	1	–	–	688711-1	•Kil	•Key	2		1100
8	2	–	–	–	1207320-1	•Kolv med vevstake	•Piston and connection rod assy	3		1110 1120
–		2	–	–	688712-9	•Kolv med	•Piston and connection	3		
–	–		–	–		•Vevstake	•Rod assy			1140
9	1	–	–	–	1207321-9	•Lock med tätning	•Seal assy	2		1150
–		1	–	–	688713-7	•Lock med tätning	•Seal assy	2		1160
10	1	1	–	–	688714-5	••Packning	••Quard ring	1		1170
11	6	6	–	–	688715-2	•Skruv	•Screw	2		1180
12	2	1	–	–	688716-0	•Propp	•Oil fill plug	2		1190
13	2	1	–	–	688717-8	•O–ring	•O–ring	S		1200
14	1	1	–	–	688718-6	•Ventilplatta	•Valve plate assy			1210
15	1	1	–	–	688719-4	••Packning	••Gasket	S		1220
16	1	1	–	–	688720-2	••Packning	••Gasket	S		1230
17	2	2	–	–	688721-0	•Styrpinne	•Dowel pin			1240
18	1	1	–	–	688722-8	•Lock, undre	•Base, plate			1250
19	1	1	–	–	688723-6	•Packning	•Gasket	S		1260
20	14	14	–	–	688715-2	•Skruv	•Screw	1		1270
21	1	1	–	–	688724-4	•Cylinderlock	•Cylinder head assy	3		1280
	1	1	–	–	688719-4	••Packning	••Gasket	S	SE POS 15.	1290
	1	1	–	–	688720-2	••Packning	••Gasket	S	SE POS 16.	1300
22	8	8	–	–	688725-1	•Skruv	•Screw	1		1310
23	1	1	–	–	687455-6	•Ventil	•Fitting	2		1320
24	1	1	–	–	687456-4	•Ventil	•Fitting	2		1330
25	4	4	–	–	688726-9	•Skruv	•Screw	1		1340
26	–	–	–	–		•Packning	•Gasket	S		1350
27	–	–	–	–		•O–ring	•O–ring	S		1360
	–	–	–	–	273229-5	Packningssats	Gasket kit			1370

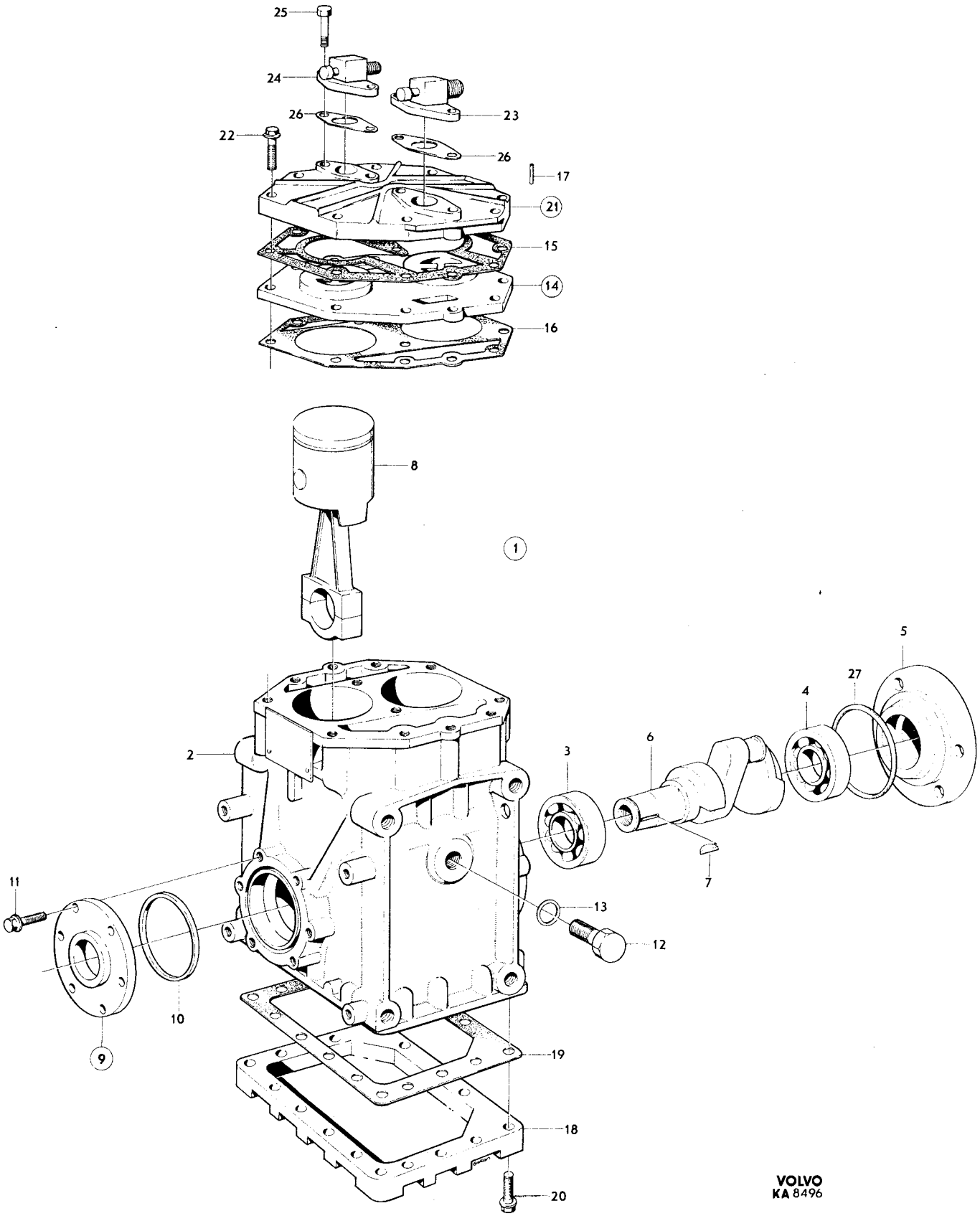
25
24
26
22
23
26
17
21
15
14
16
8
1
5
27
4
6
3
2
7
11
13
12
10
9
19
18
20
VOLVO
KA 8496

Sida 38 Page | Grupp 9 Group | Säkerhetsbälte, framsäte CH–132566 | Safety belts, front seat CH–132566 | Illustration 12224 1975-12 | 0650

Pos. Fig.	Antal/Quantity FS SBUR	HS SBUR	FS SBMR	HS SBMR	Detalj nr Part No	Benämning	Description	Sats Kit	Anmärkning Notes	
1	2	–	–	–	673058-4	Säkerhetsbälte	Safety belt	3	EXCL USA, CAN.	1010
	2	–	–	–	673050-1	Säkerhetsbälte	Safety belt		USA, CAN.	1020
1a	–	2	–	–	681438-8	Säkerhetsbälte	Safety belt	3	EXCL USA, CAN.	1030
2	2	–	–	–	673057-6	•Bandhållare	•Belt retainer			1040
3	–	–	2	–	686392-2	Säkerhetsbälte	Safety belt		EXCL USA, CAN	1070
									SM CH–74449	1080
x	–	–	1	–	1221034-0	Säkerhetsbälte, V	Safety belt, L		(680976)	1090
									USA, CAN CH–52789,	1091
									CH 57149–62333.	1100
x	–	–	1	–	1221034-0	Säkerhetsbälte, H	Safety belt, R		(680977)	1110
									USA, CAN CH–52789,	1111
									CH 57149–62333.	[illegible]
	–	–	2	–	1221034-0	Säkerhetsbälte	Safety belt		USA, CAN	1130
									CH 52790–57148.	1140
									SPEC UTF5456 CH–117503	[illegible]
	–	–	2	–	1210534-2	Säkerhetsbälte	Safety belt		(1221058)	1151
									USA CAN CH62334–102949	1152
									SPEC UTF 5456 CH117504–	[illegible]
	–	–	2	–	1207897-8	Säkerhetsbälte	Safety belt		USA CAN CH 102950–	1155
	–	–	2	–	1207873-9	Säkerhetsbälte	Safety belt		SM CH 74450–	1157
									ERS AV 1224850–6	[illegible]
	–	–	2	–	1224191-5	Säkerhetsbälte	Safety belt		CH 117682– EXCL SM	1165
									EXCL USA CAN	1166
									EXCL FRANCE	1167
3a	–	–	–	1	681504-7	Säkerhetsbälte, V	Safety belt, L	3	EXCL USA, CAN CH–32399.	1170
x	–	–	–	1	681504-7	Säkerhetsbälte, H	Safety belt, R	3	(681505)	1180
									EXCL USA, CAN CH–32399.	1181
x	–	–	–	2	681504-7	Säkerhetsbälte	Safety belt	3	(688838)EXCL USA, CAN	1190
									CH 32400–52789.	1200
4	–	–	2	2	1210999-7	Kåpa	Casing			1220
5	2	2	2	2	676454-2	Lock	Cover		ERS AV 1ST 1210846–0,	1230
									1ST 1221210–6.	1240
	2	2	2	2	1210846-0	Lock	Cover			1250
	2	2	2	2	1221210-6	Styrplatta	Locating plate			1260
6	2	2	2	2	955692-9	Skruv	Screw	0		1270
7	2	2	2	2	940153-0	Mutter	Nut	0		1280
8	8	8	8	8	955524-4	Skruv	Screw	0		1290
9	8	8	8	8	955921-2	Fjäderbricka	Spring washer	0		1300
10	2	2	2	2	672818-2	Distansrör	Spacer tube		USA CAN CH–87998.	[illegible]
									SM CH–74449.	1311
	2	2	2	2	682437-9	Distansrör	Spacer tube		USA CAN CH 87999–.	1312
	2	2	2	2	1221010-0	Bussning	Bushing		SM CH 74450–.	[illegible]
11	2	2	2	2	950385-5	Mutter	Nut	0		1330
12	2	2	2	2	943394-7	Skruv	Screw		CH –74449	1340
	2	2	2	2	1204775-9	Skruv	Screw		SM CH 74450–	[illegible]
	2	2	2	2	943395-4	Skruv	Screw		EXCL SM CH 74450–87998	[illegible]
	2	2	2	2	1204775-9	Skruv	Screw		EXCL SM CH87999–.	1356
13	2	2	2	2	672818-2	Distansrör	Spacer tube		L 7,5	[illegible]
	2	2	2	2	682437-9	Distansrör	Spacer tube		L 9	1370
14	2	2	2	2	942357-5	Bricka	Washer		USA, CAN, SM. EXCL	1380
									USA, CAN, SM CH –74449.	1381
	2	2	2	2	955896-6	Bricka	Washer		EXCL USA, CAN, SM	1385
									CH 74450–.	1386
15	4	4	4	4	672075-9	Bussning	Bushing		EXCL SM. SM CH –74449.	1390
	2	2	2	2	1221010-0	Bussning	Bushing	2	SM CH 74450–.	1400
16	2	2	2	–	942356-7	Bricka	Washer	0	CH–40167.	1410
	2	2	2	–	944633-7	Bricka	Washer	0	CH 40168–.	1420
17	2	2	–	–	673162-4	Kåpa	Cover			1430
18	1	–	1	–	673053-5	Saxlås	Catch		EXCL USA, CAN, SM.	1440
									USA, CAN CH–62333.	1450
									SM CH–74449.	1460

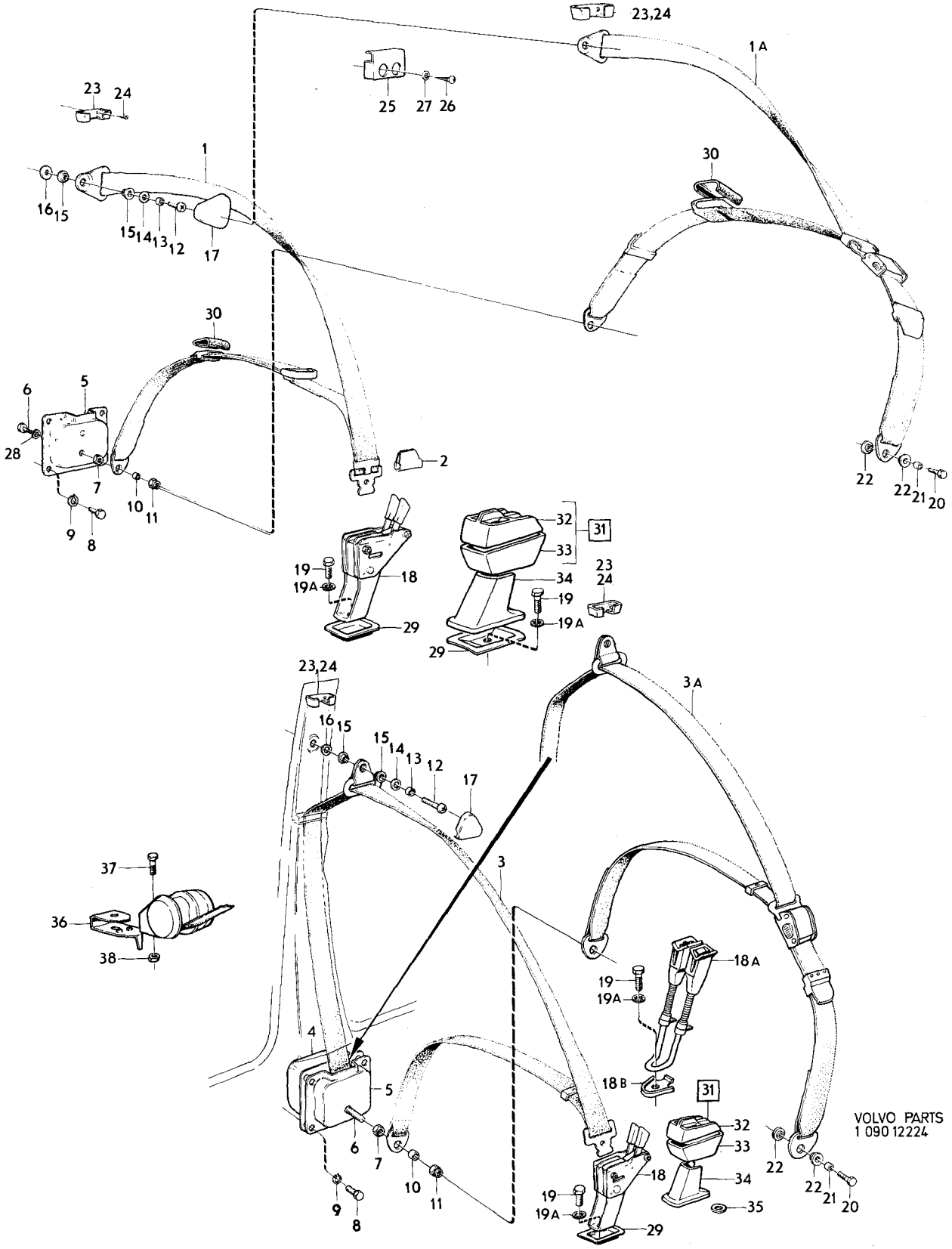

VOLVO PARTS
1 090 12224

Sida 40 / Page — Grupp 9 / Group — Säkerhetsbälte, framsäte CH–132566 / Safety belts, front seat CH–132566 — Illustration 12224 — 1975-12 — 0650

Pos. Fig.	Antal/Quantity FS SBUR	HS SBUR	FS SBMR	HS SBMR	Detalj nr Part No	Benämning	Description	Sats Kit	Anmärkning Notes	
18a	1	–	1	–	1221073-8	Saxlås	Catch		SBMR, USA, CAN	1470
									CH 62334–102949.	1471
									SPEC UTF 5456 CH117504–	1472
	–	–	1	–	1207821-8	Saxlås	Catch		USA CAN CH 102950–	1475
18b	1	–	1	–	1210715-7	Bricka	Washer		USA, CAN CH 62334–.	1480
									SPEC UTF 5456 CH 117504–	1485
19	1	–	1	–	955692-9	Skruv	Screw			1490
19a	1	–	1	–	940147-2	Låsbricka	Lock washer			1500
20	–	2	–	2	943395-4	Skruv	Screw	0	SBMR CH–52789.	1510
21	–	2	–	2	673937-9	Distansrör	Spacer tube		SBMR CH–52789.	1520
22	–	4	–	4	672075-9	Bussning	Bushing	2	SBMR CH–52789.	1530
23	2	2	2	2	671143-6	Upphängningskrok	Hang hook	3	CH–9559.	[illegible]
24	4	4	4	4	955127-6	Skruv	Screw	0	CH–9559.	[illegible]
25	2	2	2	2	683605-0	Upphängningskrok	Hang hook	3	CH 9560–.	1560
26	4	4	4	4	955129-2	Skruv	Screw	0	CH 9560–.	[illegible]
27	4	4	4	4	120085-6	Bricka	Washer	0	CH 9560–.	2010
28	2	2	–	–	940147-2	Låsbricka	Lock washer	0		2020
29	1	–	1	–	682619-2	Täckplåt	Cover plate		CH 1049–12199.	[illegible]
	1	–	1	–	683751-2	Täckplåt	Cover plate		CH 12200–.	[illegible]
30	2	2	–	–	1207673-3	Täckkåpa	Cover casing			2050
31	1	–	1	–	1210748-8	Saxlås	Catch		SM CH 74450–.	[illegible]
32	1	–	1	–	1210741-3	•Kåpa, övre	•Casing, upper		SM CH 74450–.	[illegible]
33	1	–	1	–	1210742-1	•Kåpa, nedre	•Casing, lower		SM CH 74450–.	2080
34	1	–	1	–	1221218-9	Kåpa, konsol	Casing, bracket		SM CH 74450–.	2090
35	–	–	1	–	944161-9	Bricka	Washer		SM CH 105968–.	2100
x 36	–	–	1	–	1224704-5	Platta	Plate		SM CH 104712–	2110
									(1210570)	2111
37	–	–	1	–	955694-5	Skruv	Screw		SM CH 104712–.	2120
38	–	–	1	–	940153-0	Mutter	Nut		SM CH 104712–.	2130

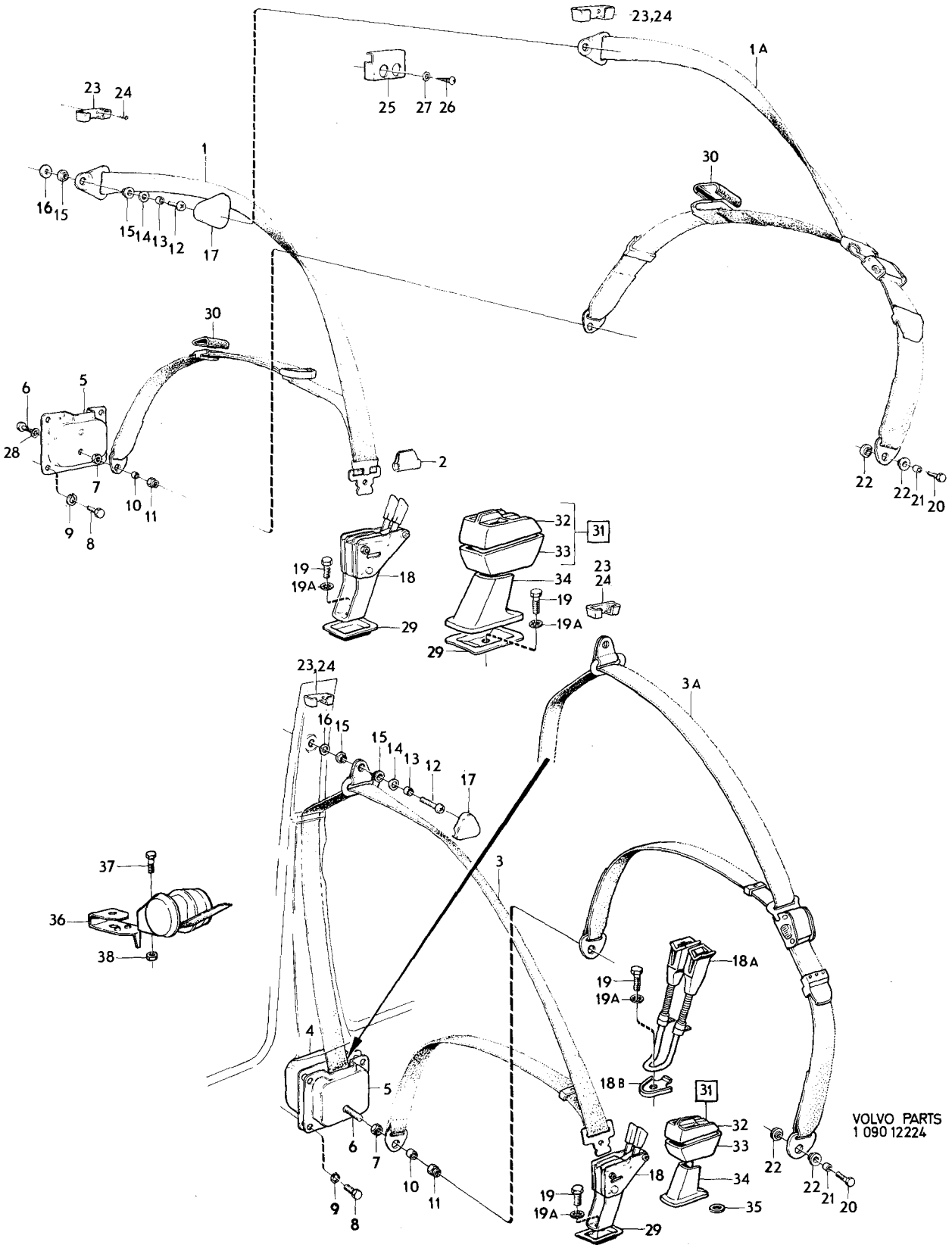

VOLVO PARTS
1 090 12224

Sida / Page	Grupp / Group	Säkerhetsbälte, framsäten / Safety belts, front seat	Illustration	
42	9	CH 132567– / CH 132567–	14152	0675
			1975-12	

Pos. Fig.	Antal/Quantity				Detalj nr Part No	Benämning	Description	Sats Kit	Anmärkning Notes	
1	2	–	–	–	1224264-0	Säkerhetsbälte	Safety belt			0020
2	2	–	–	–	955694-5	•Skruv	•Screw			0040
3	2	–	–	–	940153-0	•Mutter	•Nut			0060
4	2	–	–	–	1210999-7	Kåpa	Casing			0080
5	8	–	–	–	955524-4	Skruv	Screw		CH–136615	0100
	8	–	–	–	944926-5	Flänsskruv	Flange bolt		CH 136616–	0110
6	2	–	–	–	672818-2	Distansrör	Spacer tube			0120
7	2	–	–	–	950385-5	Mutter	Nut			0140
8	2	–	–	–	1204775-9	Skruv	Screw			0160
9	2	–	–	–	944633-7	Bricka	Washer			0180
10	2	–	–	–	681533-6	Kåpa	Cover			0200
11	1	–	–	–	1207924-0	Lås	Catch			0220
11a	1	–	–	–	1215509-9	•Askkoppsbelysning	•Ash–tray light			0230
11b	1	–	–	–	277747-2	•Lampa	•Bulb			0230
12	1	–	–	–	955692-9	Skruv	Screw		CH–139419	0240
	1	–	–	–	943394-7	Skruv	Screw		CH 139420–	0240
13	1	–	–	–	940147-2	Låsbricka	Lock washer			0260
14	1	–	–	–	944161-9	Bricka	Washer			0280
15	1	–	–	–	1207923-2	Kåpa	Casing			0300
16	2	–	–	–	944704-6	Skruv	Screw			0320
17	1	–	–	–	1224102-2	Askkopp	Ashtray			0340
18	1	–	–	–	1224588-2	Lock	Cover			0360

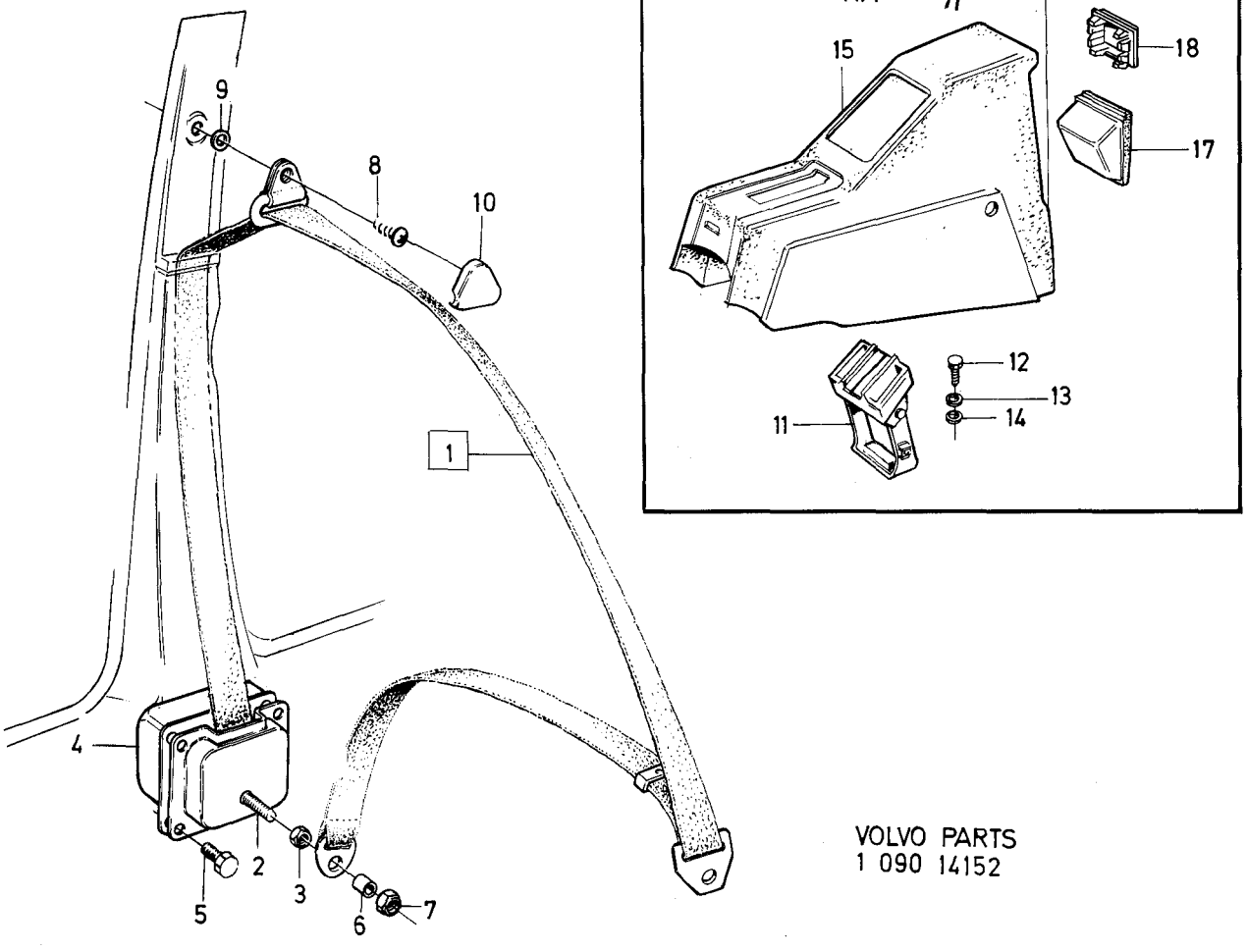

VOLVO PARTS
1 090 14152

Sida 44 Page | Grupp 9 Group | Säkerhetsbälten, framsäte spec utf. | Safety belts, front seat, spec utf. | Illustration 14167 | 1975-12 | 0700

Pos. Fig.	Antal/Quantity SPEC UTF 5743	SPEC UTF 6064	SPEC UTF 6119		Detalj nr Part No	Benämning	Description	Sats Kit	Anmärkning Notes	
1	2	–	–	–	673050-1	Säkerhetsbälte	Safety belt			1010
	–	2	–	–	673058-4	Säkerhetsbälte	Safety belt			1020
	–	–	2	–	1210745-4	Säkerhetsbälte	Safety belt			1030
1a	1	1	1	–	1207673-3	•Täckkåpa	•Cover casing			1035
2	2	2	2	–	1210846-0	Lock	Cover			1040
3	2	2	2	–	1221210-6	Styrplatta	Guide			1050
4	–	–	2	–	1221008-4	Täckskiva	Cover plate			1060
5	2	2	–	–	955692-9	Skruv	Screw			1070
	–	–	2	–	1221304-7	Skruv	Screw			1080
6	2	–	–	–	940147-2	Låsbricka	Lock washer			1090
7	2	2	–	–	940153-0	Mutter	Nut			1100
8	–	–	2	–	1221010-0	Bussning	Bushing			1110
9	–	–	8	–	955524-4	Skruv	Screw			1120
10	–	–	2	–	1204775-9	Skruv	Screw			1130
11	2	2	–	–	672818-2	Distansrör	Spacer tube			1140
12	–	–	2	–	1221010-0	Bussning	Bushing			1150
13	2	2	2	–	944633-7	Bricka	Washer			1160
14	2	2	–	–	673162-4	Kåpa	Cover			1170
	–	–	2	–	1207666-7	Kåpa	Cover			1180
15	2	2	–	–	683605-0	Upphängningskrok	Hang hook			1190
	–	–	2	–	1207743-4	Upphängningskrok	Hang hook			1200
16	4	4	–	–	955129-2	Skruv	Screw			1210
17	4	4	–	–	120085-6	Bricka	Washer			1220
										1230
										1240
	SPEC UTF 5426	SPEC UTF 5456	SPEC UTF 5995	–		.....	.....			1250
				–		.....	.....			1260
				–		.....	.....			1270
18	–	2	–	–	1221034-0	Säkerhetsbälte	Safety belt			1280
x	–	–	1	–	1221034-0	Säkerhetsbälte, V	Safety belt, L		(680976)	1290
x	–	–	1	–	1221034-0	Säkerhetsbälte, H	Safety belt, R		(680977)	1300
19	–	–	2	–	1210999-7	Kåpa	Casing		(676126)	1310
20	2	2	–	–	1210846-0	Lock	Cover			1320
21	2	2	–	–	1221210-6	Styrplatta	Guide			1330
22	2	–	–	–	1221008-4	Täckskiva	Cover plate			1340
23	2	2	–	–	955692-9	Skruv	Screw			1350
24	2	2	–	–	940153-0	Mutter	Nut			1360
25	–	–	2	–	682437-9	Distansrör	Spacer tube			1370
26	2	–	–	–	942356-7	Bricka	Washer			1380
27	–	–	2	–	681533-6	Kåpa	Cover			1390

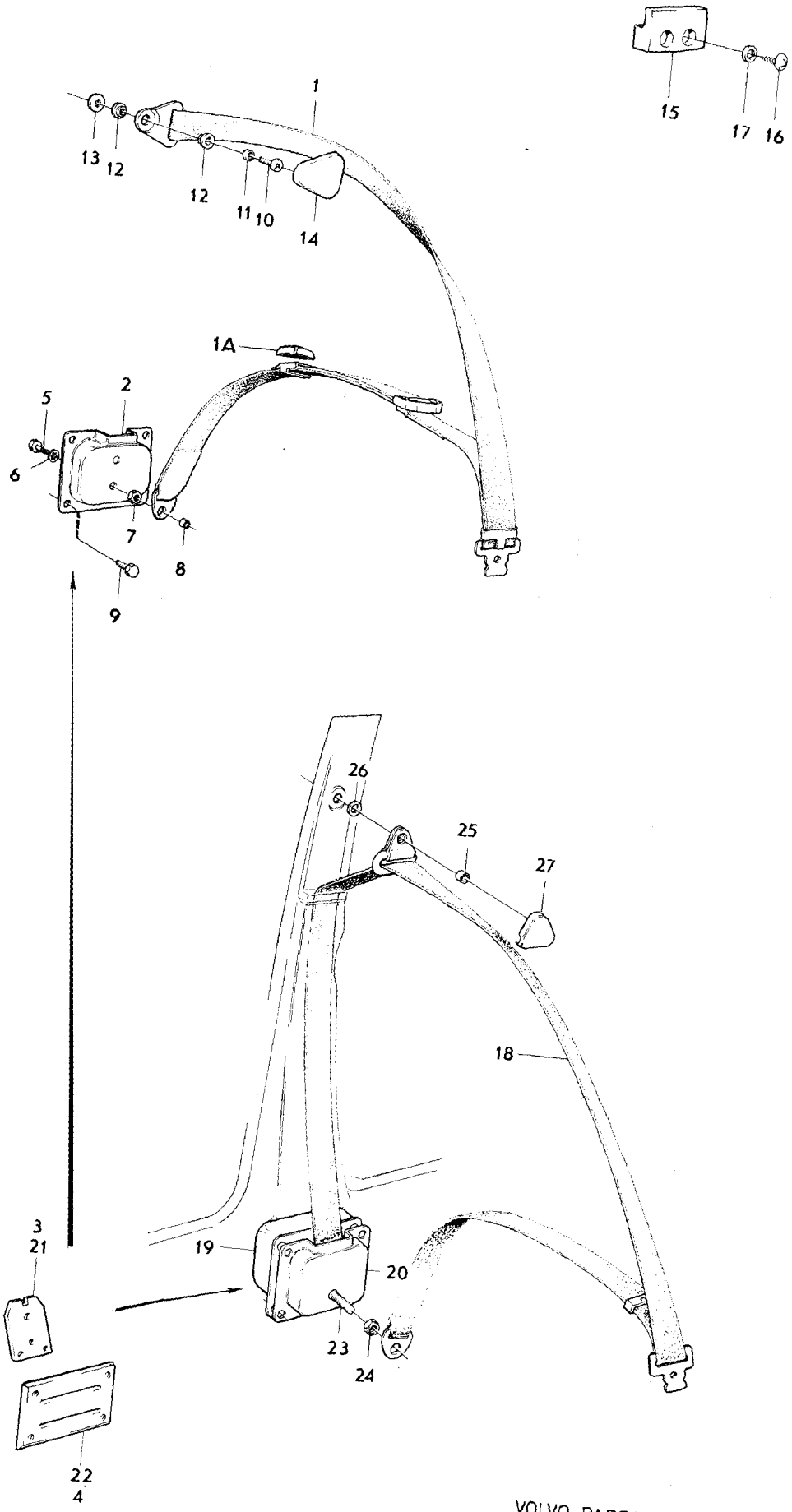

VOLVO PARTS
1 090 14167

Sida / Page	Grupp / Group	Säkerhetsbälte, framsäte / Safety belts, front seat	Illustration 12925	0725
46	9	SBMR Frankrike CH 119063– / France CH 119063–		1975-12

Pos. Fig.	Antal/Quantity SPEC UTF 5743				Detalj nr Part No	Benämning	Description	Sats Kit	Anmärkning Notes	
x 1	2	–	–	–	1224191-5	Säkerhetsbälte	Safety belt		(1224290) ERS AV 1224191–5	0020 0021
2	2	–	–	–	1210846-0	•Lock	•Cover			0040
3	2	–	–	–	955692-9	•Skruv	•Screw			0060
4	2	–	–	–	1221010-0	•Bussning	•Bushing			0080
5	2	–	–	–	940153-0	•Mutter	•Nut			0100
6	2	–	–	–	1221210-6	•Styrplatta	•Guide plate			0120
7	2	–	–	–	672818-2	Distansrör	Spacer tube			0140
8	2	–	–	–	950385-5	Mutter	Nut			0160
9	2	–	–	–	1210999-7	Kåpa	Casing			0180
10	2	–	–	–	1204775-9	Skruv	Screw			0200
11	2	–	–	–	944633-7	Bricka	Washer			0220
12	2	–	–	–	681533-6	Kåpa	Cover			0240
13	1	–	–	–	683751-2	Täckplåt	Cover plate			0260
14	1	–	–	–	955692-9	Skruv	Screw		CH–139419	0280
	1	–	–	–	943394-7	Skruv	Screw		CH 139420–	0290
15	1	–	–	–	940147-2	Låsbricka	Lock washer			0300
16	1	–	–	–	1210748-8	Lås, kmpl.	Catch, cpl.			0320
17	1	–	–	–	1210741-3	•Kåpa, övre	•Casing, upper			0340
18	1	–	–	–	1210742-1	•Kåpa, nedre	•Casing, lower			0360
19	1	–	–	–	1221218-9	Kåpa konsol	Casing bracket			0380

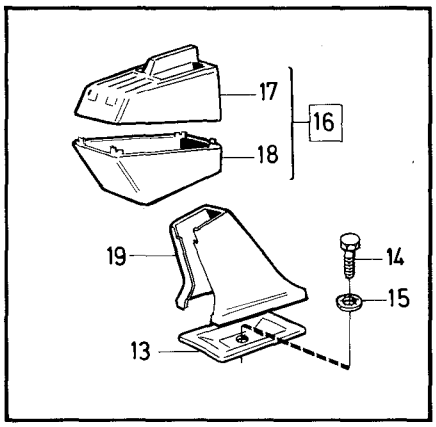

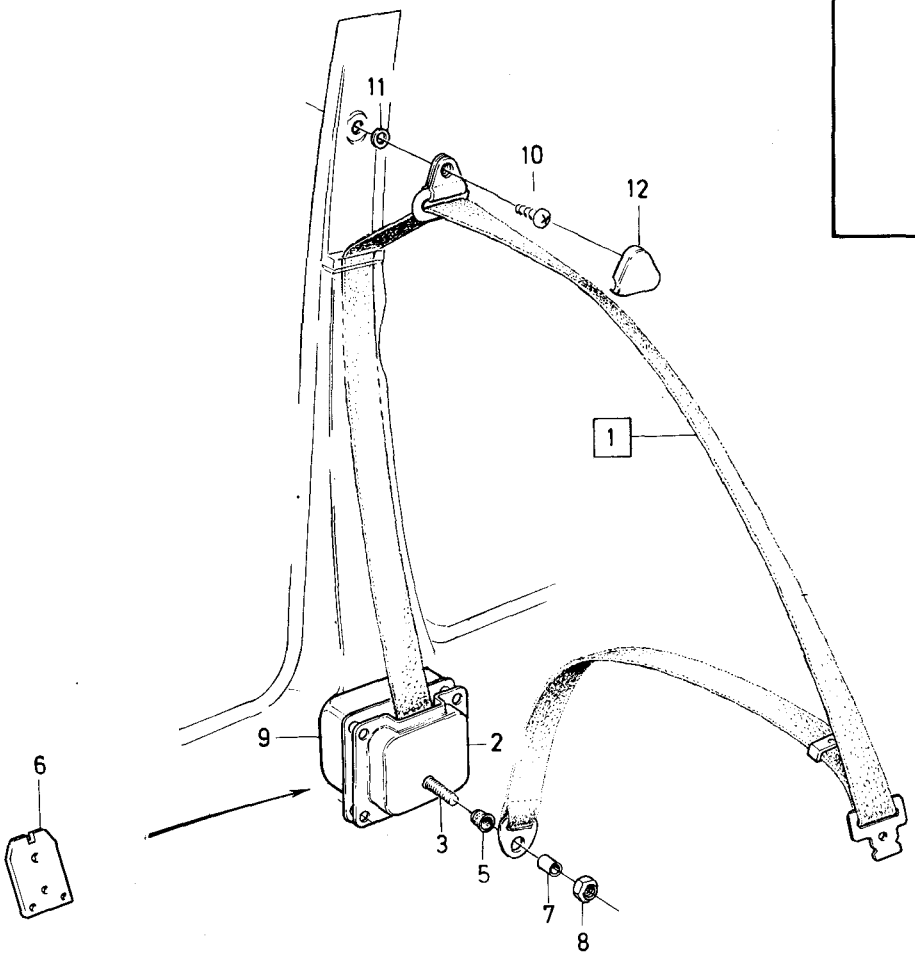

VOLVO PARTS
1 090 12925

Sida 48 Page | Grupp 9 Group | Säkerhetsbälten, baksäte, SBUR. | Safety belts, rear seat, SBUR. | Illustration 11760 | 0750

1975-12

Pos. Fig.	Antal/Quantity USA CAN	SM			Detalj nr Part No	Benämning	Description	Sats Kit	Anmärkning Notes	
1	2	–	–	–	672868-7	Säkerhetsbälte, sida	Safety belt, side		ERS AV 1221131–4.	1010
	2	–	–	–	684866-7	Säkerhetsbälte, sida	Safety belt, side		ERS AV 1221131–4.	1020
	2	–	–	–	1221131-4	Säkerhetsbälte, sida	Safety belt, side		CH–62333.	1030
1a	2	–	–	–	955896-6	Bricka	Washer			1040
2	2	–	–	–	943393-9	Skruv	Screw		L 19.	1050
3	2	–	–	–	943394-7	Skruv	Screw		L 25.	1060
4	1	–	–	–	676416-1	Säkerhetsbälte, mittre	Safety belt, centre		CH –32399.	1070
									ERS AV 1210402–2	1071
	1	–	–	–	684867-5	Säkerhetsbälte, mittre	Safety belt, centre		CH 32400–54279,	1080
									ERS AV 676416–1.	1090
	1	–	–	–	1221133-0	Säkerhetsbälte, mittre	Safety belt, centre		CH 54280–62333	1100
									ERS AV 1210402–2	1101
5	–	2	–	–	672986-7	Säkerhetsbälte, sida	Safety belt, side		CH 12200–32399.	1110
									ERS AV 1221098–5	1111
	–	2	–	–	684865-9	Säkerhetsbälte, sida	Safety belt, side		CH 32400–52789,	1120
									ERS AV 1210768–6	1130
	–	2	–	–	1221014-2	Säkerhetsbälte, sida	Safety belt, side		CH 52790–,	1140
									ERS AV 1221098–5.	1150
	–	2	–	–	1221098-5	Säkerhetsbälte, sida	Safety belt, side		CH –74449.	1160
									ERS AV 1210400–6	1161
	–	2	–	–	1210400-6	Säkerhetsbälte, sida	Safety belt, side		CH 74450–	1165
6	–	2	–	–	943394-7	Skruv	Screw		CH 12200–74449.	1180
	–	2	–	–	1204775-9	Skruv	Screw		CH 74450–.	1190
7	–	2	–	–	942357-5	Bricka	Washer		CH 12200–74449.	1200
8	–	4	–	–	672075-9	Bussning	Bushing		CH 12200–74449.	1210
	–	2	–	–	1221010-0	Bussning	Bushing		CH 74450–.	1220
9	–	2	–	–	942356-7	Bricka	Washer		CH 12200–40167.	1230
	–	2	–	–	944633-7	Bricka	Washer		CH 40168–.	1240
10	–	2	–	–	672818-2	Distansrör	Spacer tube		CH 12200–74449.	1250
11	–	2	–	–	943393-9	Skruv	Screw		CH 12200–74449.	1260
	–	2	–	–	1204775-9	Skruv	Screw		CH 74450–.	1270
12	–	2	–	–	672818-2	Distansrör	Spacer tube		CH 12200–74449.	1280
	–	2	–	–	1221010-0	Bussning	Bushing		CH 74450–.	1290
12a	–	2	–	–	944633-7	Bricka	Washer		CH 81873–	1295
13	–	2	–	–	672997-4	Upphängningskrok	Hang hook		CH 12200–32399.	1300
	3	3	–	–	687522-3	Upphängningskrok	Hang hook		CH 32400–74449.	1310
	–	2	–	–	1207743-4	Upphängningskrok	Hang hook		CH 74450–.	1320
13a	3	–	–	–	685485-5	Bricka	Washer		CH 37648–62333.	1330
	–	3	–	–	685485-5	Bricka	Washer		CH 37648–74449.	1340
14	–	2	–	–	955172-2	Skruv	Screw		CH 12200–32399.	1350
	3	3	–	–	955139-1	Skruv	Screw		CH 32400–61599.	1360
	3	–	–	–	905426-3	Skruv	Screw		CH 61600–62333.	1370
	–	3	–	–	905426-3	Skruv	Screw		CH 61600–74449.	1380
15	–	2	–	–	673162-4	Kåpa	Cover		CH 12200–74449.	1400
	–	2	–	–	1207666-7	Kåpa	Cover		CH 74450–.	1410
16	–	1	–	–	676416-1	Säkerhetsbälte, mittre	Safety belt, centre		CH 12200–32399.	1420
	–	1	–	–	684867-5	Säkerhetsbälte, mittre	Safety belt, centre		CH 32400–74449,	1430
									ERS AV 676416–1.	1435
	–	1	–	–	1210402-2	Säkerhetsbälte, mittre	Safety belt, centre		CH 74450–	1438
17	–	2	–	–	943394-7	Skruv	Screw		CH 12200–102949.	1460
	–	2	–	–	1221304-7	Skruv	Screw		CH 102950–.	1470
									EXCL GERMANY	1473
									CH 117772–	1475
	–	2	–	–	943394-7	Skruv	Screw		GERMANY CH 117772–	1477
18	–	2	–	–	955896-6	Bricka	Washer		CH 32400–74449.	1480
	–	2	–	–	944633-7	Bricka	Washer		GERMANY CH 117772–	1485
19	–	2	–	–	1207673-3	Kåpa	Cover			1490

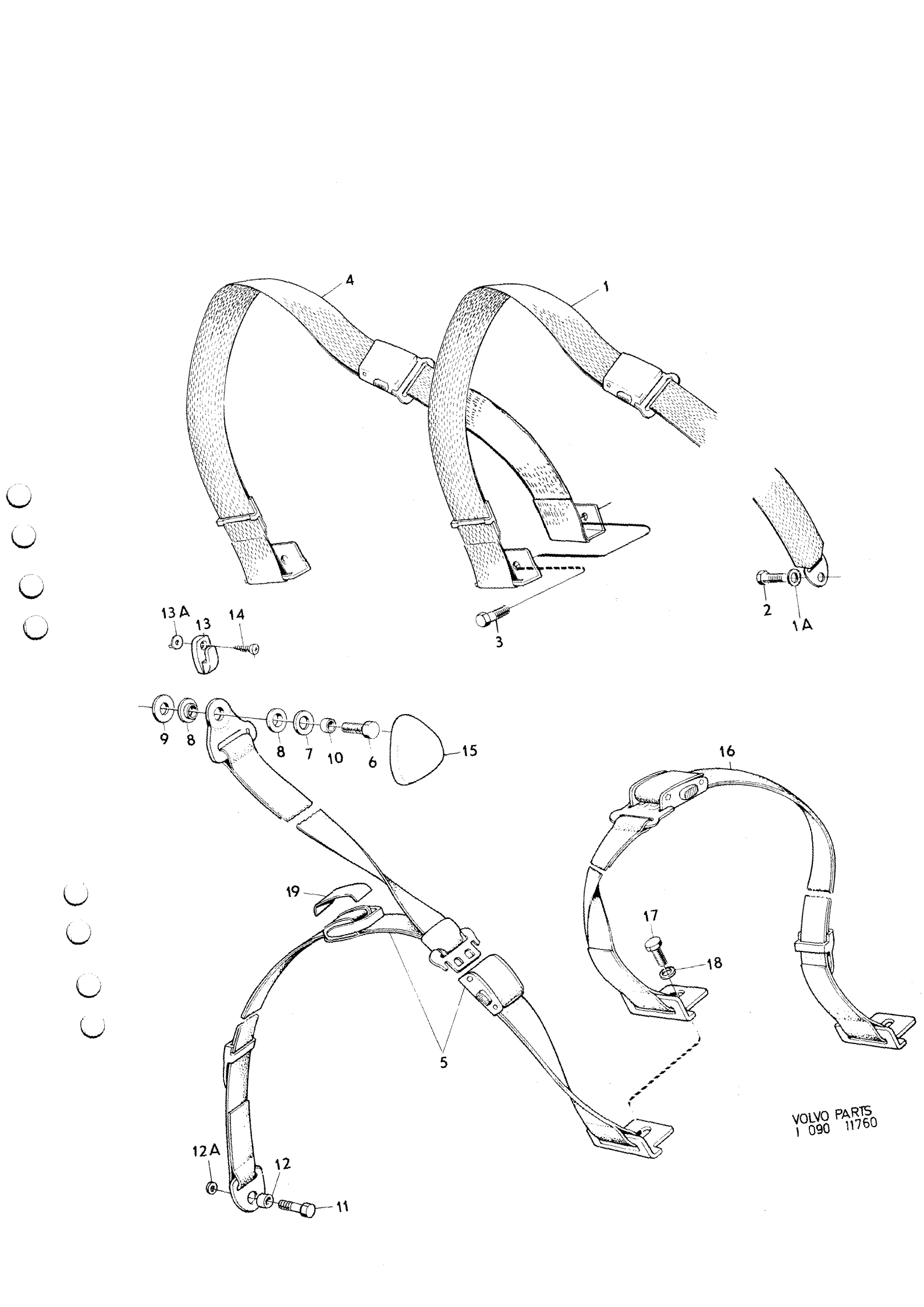
4
1
13 A
13
14
3
2
1 A
9
8
8
7
10
6
15
16
19
17
18
5
12 A
12
11
VOLVO PARTS
1 090 11760

Sida / Page	Grupp / Group	Säkerhetsbälten, baksäte SBMR. / Safety belts, rear seat SBMR.	Illustration 11761	0800
50	9		1975-12	

Pos. Fig.	Antal/Quantity USA CAN				Detalj nr Part No	Benämning	Description	Sats Kit	Anmärkning Notes	
1	1	–	–	–	1221059-7	Säkerhetsbälte, mittre	Safety belt, centre		CH–87998. ERS AV	1010
									1 ST 1210402.	1020
	1	–	–	–	1210402-2	Säkerhetsbälte, mittre	Safety belt, centre		CH 87999–.	1030
2	2	–	–	–	1221060-5	Säkerhetsbälte, sida	Safety belt, side		CH–87998. ERS AV	1040
									1 ST 1210526.	1050
	2	–	–	–	1210526-8	Säkerhetsbälte, sida	Safety belt, side		CH 87999–	1060
3	4	–	–	–	1221010-0	•Bussning	•Bushing		CH 87999–.	1070
4	4	–	–	–	943395-4	Skruv	Screw		CH–87998.	1080
5	4	–	–	–	682437-9	Distansrör	Spacer tube		CH–87998.	1090
6	2	–	–	–	950385-5	Mutter	Nut		CH–87998.	1100
7	2	–	–	–	943395-4	Skruv	Screw		CH–87998.	1110
	2	–	–	–	1204775-9	Skruv	Screw		CH 87999–.	1115
8	2	–	–	–	682437-9	Distansrör	Spacer tube		CH–87998.	1120
9	2	–	–	–	942357-5	Bricka	Washer		CH–87998.	1130
10	4	–	–	–	672075-9	Bussning	Bushing		CH–87998.	1140
11	4	–	–	–	944633-7	Bricka	Washer			1150
12	2	–	–	–	681533-6	Kåpa	Cover			1160
13	4	–	–	–	943394-7	Skruv	Screw		CH–87998.	1170
	2	–	–	–	1204775-9	Skruv	Screw		CH 87999–	1171
	2	–	–	–	1221304-7	Skruv	Screw		CH 87999–.	1175
14	2	–	–	–	955896-6	Bricka	Washer		CH–87998.	1180
15	2	–	–	–	682547-5	Distansrör	Spacer tube		CH–87998.	1190
16	2	–	–	–	1224704-5	Platta	Plate		CH 87999–.	1220
									(1210570)	1221
17	2	–	–	–	943530-6	Skruv	Screw		CH 87999–.	1230

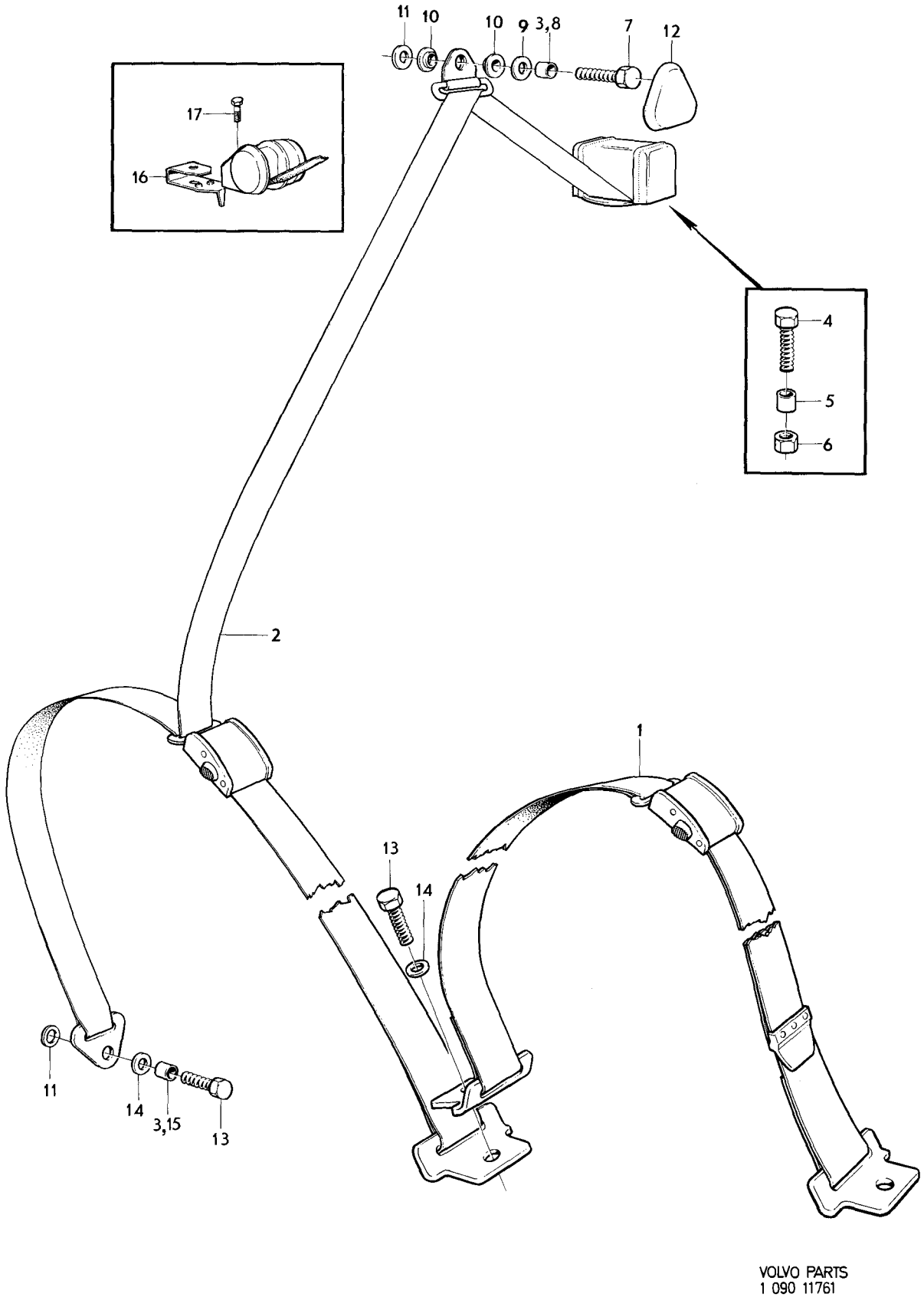

VOLVO PARTS
1 090 11761

Sida 52 Page | Grupp 9 Group | Säkerhetsbälten, baksäte spec utf. | Safety belts, rear seat spec utf. | Illustration 14168 | 1975-12 | 0850

Pos. Fig.	Antal/Quantity SPEC UTF 5456	SPEC UTF 5995			Detalj nr Part No	Benämning	Description	Sats Kit	Anmärkning Notes	
1	2	2	–	–	1207741-8	Säkerhetsbälte, sida	Safety belt, side		(1221099)	1015
1a	1	1	–	–	1207673-3	•Täckkåpa	•Cover casing			1020
2	2	2	–	–	943394-7	Skruv	Screw		L 25	1030
									SPEC UTF 5456 CH–117503	1033
	2	2	–	–	943395-4	Skruv	Screw		L 32	1035
									SPEC UTF 5456 CH–117503	1038
	4	–	–	–	1204775-9	Skruv	Screw		CH 117504–	1039
3	2	2	–	–	672818-2	Distansrör	Spacer tube		SPEC UTF 5456 CH–117503	1040
4	2	2	–	–	942357-5	Bricka	Washer		SPEC UTF 5456 CH–117503	1050
	4	–	–	–	944633-7	Bricka	Washer		CH 117504–	1055
5	4	4	–	–	672075-9	Bussning	Bushing		SPEC UTF 5456 CH–117503	1060
6	2	2	–	–	942356-7	Bricka	Washer		SPEC UTF 5456 CH–117503	1070
7	2	2	–	–	673162-4	Kåpa	Cover		SPEC UTF 5456 CH–117503	1080
	2	–	–	–	1207666-7	Kåpa	Casing		CH 117504–	1085
8	2	2	–	–	943393-9	Skruv	Screw			1090
9	2	2	–	–	682547-5	Distansrör	Spacer tube		SPEC UTF 5456 CH–117503	1100
10	2	–	–	–	672997-4	Upphängningskrok	Hang hook		SPEC UTF 5456 CH–117503	1110
	2	–	–	–	1207743-4	Upphängningskrok	Hang hook		CH 117504–	1115
	–	3	–	–	687522-3	Upphängningskrok	Hang hook			1120
11	–	3	–	–	685485-5	Bricka	Washer			1130
12	2	–	–	–	955172-2	Skruv	Screw		SPEC UTF 5456 CH–117503	1140
	–	1	–	–	905426-3	Skruv	Screw			1150
	–	2	–	–	955140-9	Skruv	Screw			1160
13	1	–	–	–	676416-1	Säkerhetsbälte, mittre	Safety belt, centre		CH–117503	1170
	1	–	–	–	1210402-2	Säkerhetsbälte, mittre	Safety belt, centre		CH 117504–	1175
	–	1	–	–	684867-5	Säkerhetsbälte, mittre	Safety belt, centre		ERS AV 676416–1	1180
14	2	2	–	–	943394-7	Skruv	Screw		SPEC UTF 5456 CH–117503	1190
	2	–	–	–	1221304-7	Skruv	Screw		CH 117504–	1195
15	2	2	–	–	955896-6	Bricka	Washer		SPEC UTF 5456 CH–117503	1200

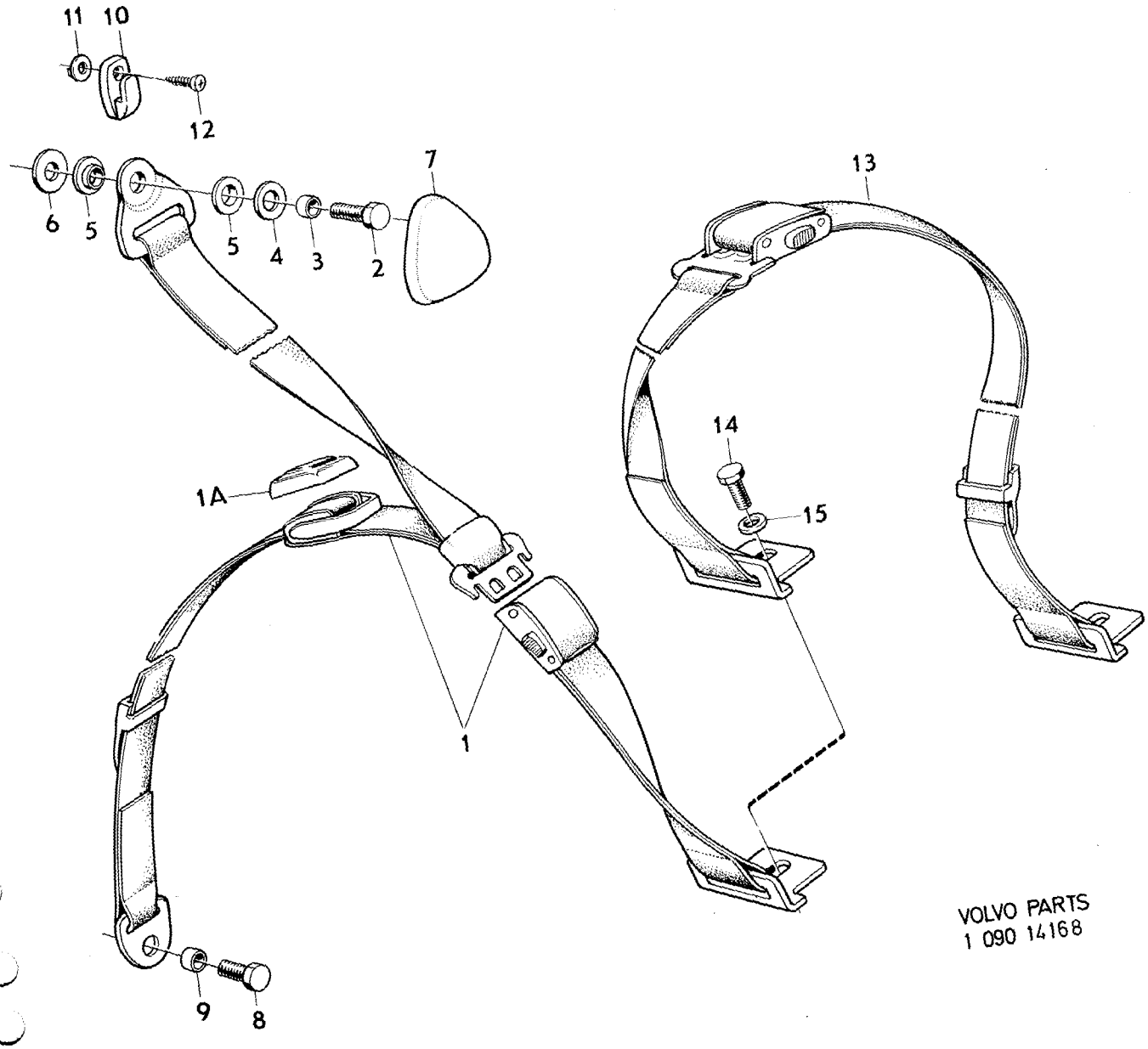

VOLVO PARTS
1 090 14168

Sida 54 Page | Grupp 9 Group | Verktyg Tools | Illustration 12918 1975-12 | 0900

Pos. Fig.	Antal/Quantity				Detalj nr Part No	Benämning	Description	Sats Kit	Anmärkning Notes	
1	1	–	–	–	755-9	Skiftnyckel	Adjustable spanner	1		1010
2	1	–	–	–	962032-9	Tång	Plier		(754)	1020
3	1	–	–	–	210144-2	Fastnyckel	Open end wrench	1	7/16–1/2	1030
4	1	–	–	–	210091-5	Skruvmejsel	Screwdriver		ERS AV 1 ST 963929	1040
5	1	–	–	–	210072-5	Skruvmejsel	Screwdriver		ERS AV 1 ST 963929	1050
5a	1	–	–	–	963929-5	Kombinationsskruvmejsel	Combination screwdriver			1055
x 6	1	–	–	–	1228568-0	Hylsnyckel	Box spanner		(210107)	1060
7	1	–	–	–	1210305-7	Hävarm	Lever	1		1070
8	1	–	–	–	210082-4	Hävarm	Lever	1		1080
8a	1	–	–	–	688931-5	Hävarm	Lever	1		1085
9	1	–	–	–	1206224-6	Domkraft	Jack		(677838)	1090
x 10	1	–	–	–	1228668-8	Verktygsfodral	Tool case		(670916)	1100
11	1	–	–	–	679471-3	Domkraftsfodral	Jack case	1	CH –74449	1110

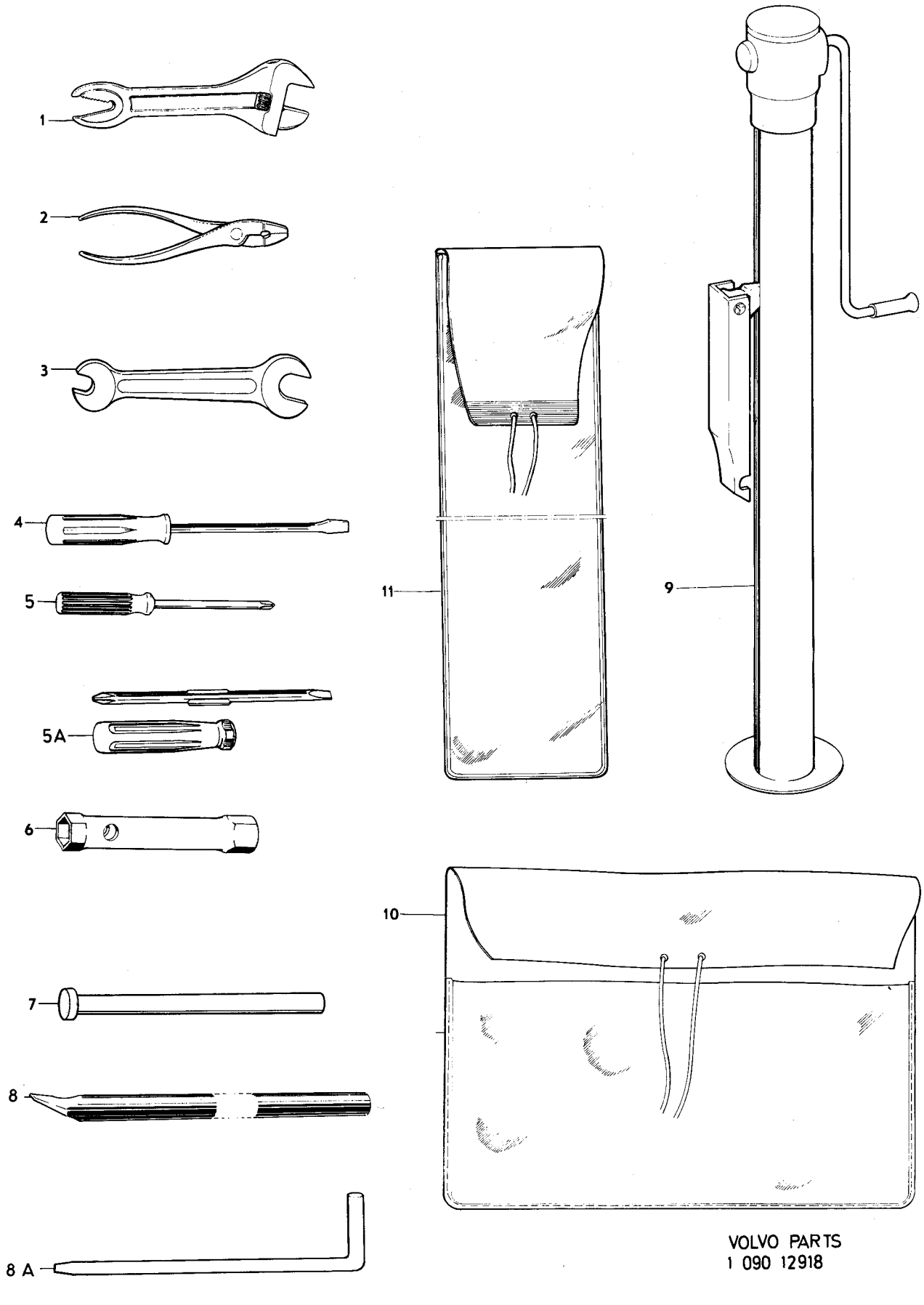

VOLVO PARTS
1 090 12918

Sida 56 Page | Grupp 9 Group | Varningssystem för säkerhetsbälte | Warning system for safety belt | Illustration 10911 | 0950

1975-12

Pos. Fig.	Antal/Quantity				Detalj nr Part No	Benämning	Description	Sats Kit	Anmärkning Notes	
1	1	–	–	–		Varningssystem, sats	Warning system, kit	8		1010
2	1	–	–	–	1221148-8	•Strömbrytare	•Switch			1020
x 3	1	–	–	–	1221339-3	•Kontakt, V	•Contact, L			1030
x	1	–	–	–	1221340-1	•Kontakt, H	•Contact, R			1035
4	1	–	–	–	688630-3	•Relä	•Relay			1040
5	1	–	–	–	1212741-1	•Summer	•Buzzer			1050
6	1	–	–	–		•Kontrollampa	•Control lamp	8	(687979)	1060
7	1	–	–	–	677292-5	•Lamphållare	•Lamp socket			1070
8	1	–	–	–	277747-2	•Glödlampa	•Bulb			1080
9	1	–	–	–		•Ledningsmatta	•Cable harness	8		1090
10	1	–	–	–		•Clips	•Clip			1100
11	1	–	–	–	958210-7	•Hylsisolator	•Receptacle housing			1
12	1	–	–	–	958209-9	•Stiftisolator	•Tab housing			1120
13	1	–	–	–	958204-0	•Ledningssko	•Cable terminal			1130
14	1	–	–	–	958203-2	•Ledningssko	•Cable terminal			1

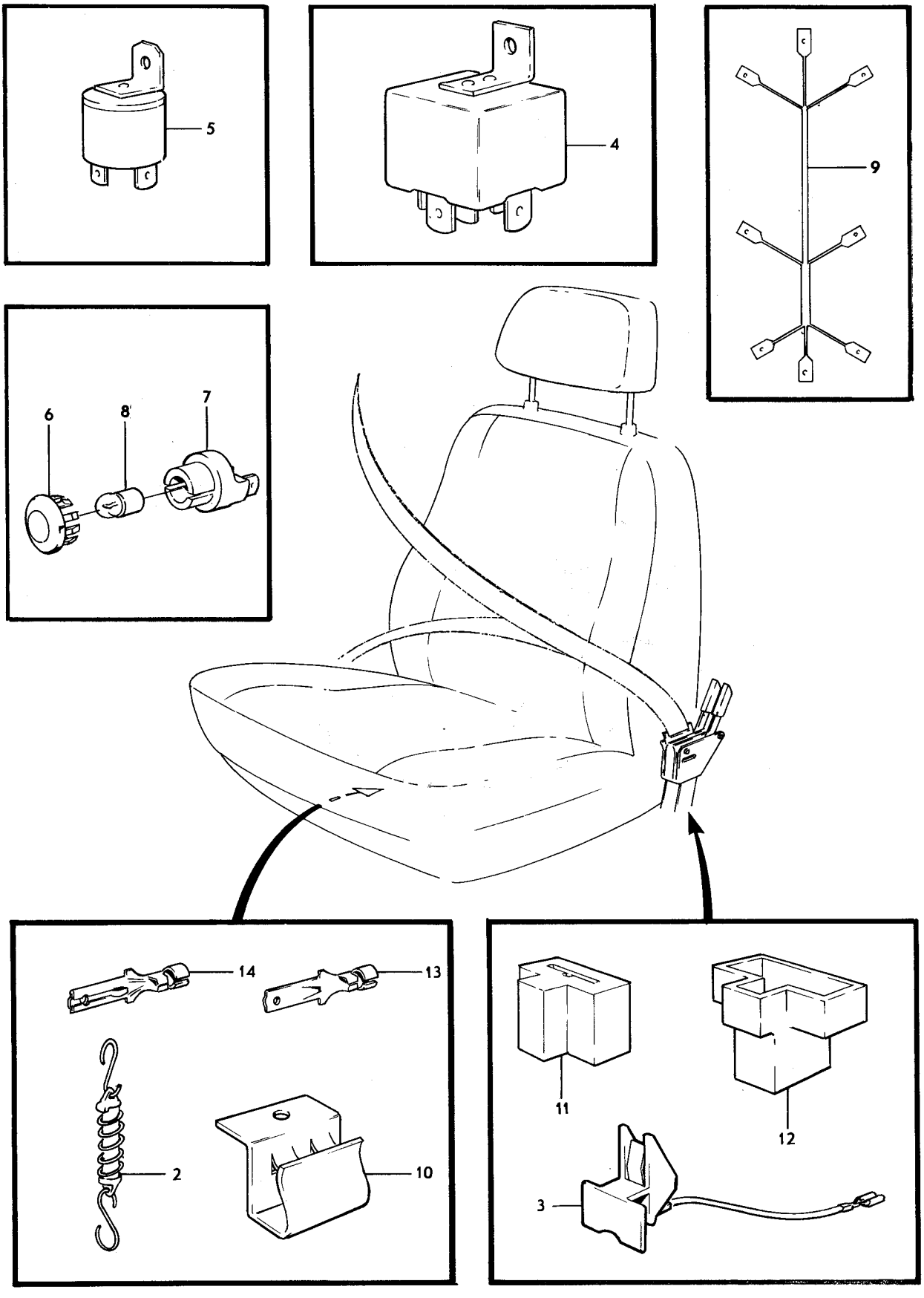
5
4
9
6
8
7
14
13
2
10
11
12
3


VOLVO

Sida 1 Page — Nummerregister — Grupp 10a Group — Numerical register — 1975-12 — Sida 1 Page

Detalj nr Part No	Gr Gr	Sida Page	Koord Grid
755-9	9	54	4-G03
10782-1	2d	6	1-G03
	2d	10	1-G07
11013-0	4	46	2-C01
11022-1	4	34	2-B13
11023-9	4	34	2-B13
11219-3	3	98	1-K23
11433-0	3	98	1-K23
11860-4	3	108	1-L09
11925-5	3	108	1-L09
11992-5	4	14	2-A17
	4	18	2-A21
	4	22	2-B01
	4	48	2-C03
	4	52	2-C07
11996-6	2c	46	1-F05
	2c	48	1-F07
	2c	52	1-F11
	2c	54	1-F13
	3	70	1-J19
	3	76	1-K01
	4	16	2-A19
	4	20	2-A23
	4	40	2-B19
	4	42	2-B21
	6	22	2-K01
11998-2	6	22	2-K01
13319-9	2c	6	1-D13
	2c	22	1-E05
13391-8	8	172	3-H09
	8	178	3-H15
16218-0	3	96	1-K21
16498-8	4	84	2-D15
16947-4	2c	42	1-F01
16948-2	2c	42	1-F01
17394-8	8	234	3-J23
	8	240	3-K05
17840-0	8	20	3-B01
18130-5	2a	18	1-B21
18301-2	5	22	2-H07
18335-0	5	20	2-H05
	8	6	3-A11
18376-4	2c	24	1-E07
18387-1	3	104	1-L05
18651-0	4	6	2-A09
	4	8	2-A11
	5	20	2-H05
18671-8	2c	46	1-F05
	6	22	2-K01
18696-5	2c	14	1-D21
	4	40	2-B19
	4	42	2-B21
18721-1	2b	2	1-C15
18818-5	2a	18	1-B21
18839-1	6	16	2-J19
18840-9	6	24	2-K03
18890-4	8	58	3-C15
18897-9	8	58	3-C15
19730-1	2a	6	1-B09
19873-9	2a	16	1-B19
21882-6	8	6	3-A11
24383-2	4	90	2-D21
25167-8	6	22	2-K01
31449-2	4	40	2-B19
41561-2	4	58	2-C13
	4	60	2-C15
55192-9	2d	12	1-G09
	8	6	3-A11
	9	24	4-E21
60309-2	4	56	2-C11
60309-2	4	60	2-C15
61177-2	4	44	2-B23
	4	64	2-C19
	4	72	2-D03
	4	80	2-D11
61544-3	8	38	3-B19
	8	40	3-B21
	8	46	3-C03
	8	52	3-C09
61830-6	2a	6	1-B09
	2c	2	1-D09
64469-0	8	4	3-A09
67089-3	4	26	2-B05
	4	30	2-B09
	4	34	2-B13
71693-6	2c	34	1-E17
	2c	38	1-E21
71717-3	2c	34	1-E17
	2c	38	1-E21
71849-4	2a	16	1-B19
	2c	14	1-D21
79933-8	8	252	3-K17
79982-5	8	252	3-K17
80493-0	4	26	2-B05
	4	30	2-B09
	4	34	2-B13
80506-9	4	100	2-E07
	4	104	2-E11
80513-5	4	28	2-B07
	4	36	2-B15
	4	100	2-E07
80940-0	4	6	2-A09
81374-1	4	100	2-E07
	4	104	2-E11
81375-8	4	100	2-E07
	4	104	2-E11
81377-4	4	100	2-E07
	4	104	2-E11
81383-2	4	100	2-E07
	4	104	2-E11
81384-0	4	100	2-E07
	4	104	2-E11
81388-1	4	100	2-E07
	4	106	2-E13
82745-1	2a	6	1-B09
83107-3	4	94	2-E01
	6	10	2-J13
83125-5	6	12	2-J15
83126-3	6	12	2-J15
85611-2	6	8	2-J11
85612-0	6	8	2-J11
85613-8	6	8	2-J11
86287-0	3	24	1-H21
87699-5	6	2	2-J05
88273-8	2c	4	1-D11
	2c	8	1-D15
	2c	22	1-E05
	2c	24	1-E07
88333-0	2d	12	1-G09
88726-5	4	28	2-B07
	4	36	2-B15
	4	100	2-E07
88783-6	2d	12	1-G09
	9	24	4-E21
89047-5	2c	18	1-E01
89254-7	4	98	2-E05
	4	104	2-E11
89567-2	4	96	2-E03
89671-2	4	98	2-E05
	4	104	2-E11
90416-9	8	250	3-K15
93554-4	3	66	1-J15
	3	74	1-J23
94081-7	8	250	3-K15
94641-8	2d	12	1-G09
	8	30	3-B11
	8	40	3-B21
	8	46	3-C03
	8	52	3-C09
94942-0	8	110	3-E19
	8	112	3-E21
	8	120	3-F05
	8	124	3-F09
	8	128	3-F13
	8	130	3-F15
	8	216	3-J05
	8	222	3-J11
	8	226	3-J15
94944-6	8	112	3-E21
	8	132	3-F17
	8	138	3-F23
	8	142	3-G03
	8	148	3-G09
	8	154	3-G15
	8	160	3-G21
	8	166	3-H03
	8	172	3-H09
	8	178	3-H15
	8	184	3-H21
	8	188	3-I01
	8	194	3-I07
	8	206	3-I19
	8	210	3-I23
94945-3	8	112	3-E21
	8	132	3-F17
	8	138	3-F23
	8	142	3-G03
	8	148	3-G09
	8	154	3-G15
	8	160	3-G21
	8	166	3-H03
	8	172	3-H09
	8	178	3-H15
	8	184	3-H21
	8	188	3-I01
	8	194	3-I07
	8	206	3-I19
	8	210	3-I23
95395-0	3	76	1-K01
95722-5	8	228	3-J17
96343-9	8	32	3-B13
	8	48	3-C05
96443-7	2c	18	1-E01
	4	92	2-D23
	4	102	2-E09
99755-1	8	134	3-F19
	8	140	3-G01
	8	146	3-G07
	8	152	3-G13
	8	158	3-G19
	8	164	3-H01
	8	170	3-H07
	8	174	3-H11
	8	180	3-H17
	8	186	3-H23
	8	192	3-I05
	8	196	3-I09
	8	208	3-I21
	8	214	3-J03
99798-1	8	132	3-F17
99798-1	8	206	3-I19
99799-9	8	132	3-F17
	8	206	3-I19
99800-5	8	132	3-F17
	8	206	3-I19
99802-1	8	138	3-F23
99803-9	8	138	3-F23
99883-1	8	142	3-G03
	8	160	3-G21
99886-4	8	142	3-G03
	8	148	3-G09
	8	166	3-H03
	8	178	3-H15
	8	210	3-I23
99949-0	8	142	3-G03
	8	154	3-G15
	8	166	3-H03
	8	172	3-H09
	8	184	3-H21
99963-1	8	148	3-G09
	8	154	3-G15
	8	210	3-I23
99964-9	8	142	3-G03
99971-4	8	148	3-G09
	8	210	3-I23
99972-2	8	148	3-G09
	8	154	3-G15
	8	210	3-I23
99982-1	8	154	3-G15
	8	210	3-I23
99983-9	8	148	3-G09
	8	210	3-I23
99985-4	8	148	3-G09
	8	154	3-G15
	8	210	3-I23
99986-2	8	148	3-G09
	8	210	3-I23
102041-1	6	2	2-J05
105154-9	3	6	1-H03
106841-0	6	12	2-J15
106942-6	3	28	1-I01
	3	34	1-I07
106985-5	8	84	3-D17
	8	88	3-D21
120085-6	8	50	3-C07
	8	60	3-C17
	8	78	3-D11
	8	80	3-D13
	8	82	3-D15
	9	40	4-F13
	9	44	4-F17
120164-9	8	6	3-A11
	8	30	3-B11
	8	34	3-B15
	8	36	3-B17
	8	52	3-C09
	9	16	4-E13
	9	22	4-E19
	9	34	4-F07
120265-4	2c	44	1-F03
	2c	46	1-F05
	2c	48	1-F07
	2c	50	1-F09
	2c	54	1-F13
120344-7	8	20	3-B01
120401-5	8	70	3-D03
	8	76	3-D09
120405-6	8	64	3-C21
120408-0	8	2	3-A07
120622-6	4	100	2-E07

Sida 2 Nummerregister Grupp 10a Numerical register Sida 2
Page 1975-12 Group Page

Detalj nr Part No	Gr Gr	Sida Page	Koord Grid
120623-4	4	100	2-E07
	4	104	2-E11
120804-0	4	94	2-E01
121560-7	9	30	4-F03
121585-4	5	22	2-H07
133023-2	8	36	3-B17
150169-1	2a	12	1-B15
151205-2	3	6	1-H03
153042-7	6	2	2-J05
180759-3	2c	2	1-D09
	2c	8	1-D15
181092-8	4	46	2-C01
181301-3	4	100	2-E07
	4	104	2-E11
181302-1	4	100	2-E07
	4	104	2-E11
181305-4	4	100	2-E07
	4	104	2-E11
181329-4	4	40	2-B19
	4	42	2-B21
181393-0	9	28	4-F01
	9	32	4-F05
181542-2	4	64	2-C19
181543-0	4	64	2-C19
	4	66	2-C21
	4	70	2-D01
	4	72	2-D03
181584-4	6	2	2-J05
181585-1	6	2	2-J05
181587-7	6	2	2-J05
181588-5	6	2	2-J05
181662-8	4	100	2-E07
	4	104	2-E11
181797-2	3	18	1-H15
	3	22	1-H19
181799-8	2a	10	1-B13
181800-4	3	18	1-H15
	3	22	1-H19
183265-8	4	88	2-D19
183285-6	4	38	2-B17
183317-7	4	38	2-B17
183327-6	4	100	2-E07
	4	104	2-E11
183328-4	4	100	2-E07
	4	104	2-E11
183353-2	6	18	2-J21
183354-0	6	24	2-K03
183355-7	6	24	2-K03
183377-1	4	38	2-B17
183570-1	4	38	2-B17
183573-5	4	38	2-B17
183625-3	4	26	2-B05
	4	30	2-B09
183626-1	4	26	2-B05
	4	30	2-B09
183628-7	4	26	2-B05
	4	30	2-B09
183629-5	4	26	2-B05
	4	30	2-B09
185502-2	3	60	1-J09
190071-1	2c	24	1-E07
	3	26	1-H23
	8	118	3-F03
	8	120	3-F05
	8	124	3-F09
190113-1	9	24	4-E21
190198-2	3	60	1-J09
190208-9	2c	4	1-D11
	2c	22	1-E05
190287-3	8	4	3-A09
190320-2	2c	6	1-D13
	2c	22	1-E05
190339-2	3	6	1-H03
190364-0	2c	18	1-E01
	8	2	3-A07
190404-4	3	104	1-L05
190481-2	2c	34	1-E17
	2c	38	1-E21
190524-9	2c	2	1-D09
	4	28	2-B07
	4	32	2-B11
	4	36	2-B15
190585-0	8	6	3-A11
190598-3	8	30	3-B11
	8	46	3-C03
190611-4	4	44	2-B23
190665-0	2c	6	1-D13
	2c	8	1-D15
	2c	10	1-D17
	2c	16	1-D23
	2c	24	1-E07
	2c	28	1-E11
	3	6	1-H03
	3	84	1-K09
	4	84	2-D15
	5	20	2-H05
	5	24	2-H09
190666-8	2c	8	1-D15
	2c	16	1-D23
	2c	24	1-E07
	2d	4	1-G01
	2d	6	1-G03
	2d	8	1-G05
	2d	10	1-G07
	8	246	3-K11
190679-1	6	20	2-J23
190684-1	4	38	2-B17
190685-8	4	38	2-B17
190686-6	4	38	2-B17
190687-4	4	38	2-B17
190688-2	4	38	2-B17
190714-6	6	22	2-K01
190772-4	4	64	2-C19
	4	70	2-D01
190784-9	4	6	2-A09
190798-9	2a	18	1-B21
190819-3	4	28	2-B07
	4	32	2-B11
	4	36	2-B15
190848-2	5	26	2-H11
	5	30	2-H15
190896-1	3	38	1-I11
190953-0	2d	2	1-F23
	2d	6	1-G03
191026-4	2a	16	1-B19
	2c	4	1-D11
	2c	6	1-D13
	2c	22	1-E05
	2c	26	1-E09
191030-6	5	30	2-H15
191047-0	2d	2	1-F23
191117-1	4	14	2-A17
	4	18	2-A21
	4	22	2-B01
	4	48	2-C03
	4	52	2-C07
191156-9	5	28	2-H13
191169-2	9	28	4-F01
	9	32	4-F05
191172-6	3	14	1-H11
191172-6	6	22	2-K01
191246-8	9	30	4-F03
191269-0	3	104	1-L05
191270-8	3	104	1-L05
191390-4	2c	6	1-D13
	8	14	3-A19
191391-2	2c	16	1-D23
	8	34	3-B15
	8	36	3-B17
	8	46	3-C03
	8	52	3-C09
	8	58	3-C15
191404-3	2c	4	1-D11
	2c	6	1-D13
	2c	22	1-E05
	2c	24	1-E07
	3	84	1-K09
	3	104	1-L05
191410-0	2a	8	1-B11
191487-8	3	104	1-L05
191491-0	6	24	2-K03
191523-0	2a	2	1-B05
191529-7	4	26	2-B05
	4	30	2-B09
	4	34	2-B13
191555-2	4	64	2-C19
	4	72	2-D03
191688-1	2a	8	1-B11
191689-9	2a	14	1-B17
191690-7	4	14	2-A17
	4	18	2-A21
	4	22	2-B01
	4	48	2-C03
	4	52	2-C07
191695-6	8	86	3-D19
	9	8	4-E05
	9	14	4-E11
	9	16	4-E13
	9	20	4-E17
191701-2	2a	18	1-B21
	2a	20	1-B23
191807-7	4	100	2-E07
	4	104	2-E11
191834-1	4	100	2-E07
	4	104	2-E11
191835-8	4	100	2-E07
	4	104	2-E11
191836-6	4	100	2-E07
	4	104	2-E11
191837-4	4	100	2-E07
	4	104	2-E11
191838-2	4	98	2-E05
	4	104	2-E11
191848-1	2a	10	1-B13
191873-9	2a	10	1-B13
191882-0	4	14	2-A17
	4	18	2-A21
191894-5	2c	44	1-F03
	2c	48	1-F07
	2c	50	1-F09
	2c	54	1-F13
191899-4	9	6	4-E03
191900-0	4	40	2-B19
	4	42	2-B21
192007-3	9	6	4-E03
192027-1	6	4	2-J07
192034-7	2c	4	1-D11
	2c	6	1-D13
	2c	8	1-D15
	2c	22	1-E05
192034-7	2c	24	1-E07
	2c	26	1-E09
	2c	28	1-E11
	2c	42	1-F01
	4	48	2-C03
	4	52	2-C07
192041-2	8	2	3-A07
192055-2	2c	14	1-D21
	2c	28	1-E11
	2c	30	1-E13
	2c	48	1-F07
	2c	50	1-F09
	3	4	1-H01
192230-1	3	104	1-L05
	8	20	3-B01
192248-3	2c	4	1-D11
	2c	6	1-D13
	2c	22	1-E05
	2c	26	1-E09
	3	60	1-J09
	3	62	1-J11
	3	64	1-J13
	9	18	4-E15
	9	22	4-E19
192287-1	5	16	2-H01
	8	2	3-A07
	9	2	4-D23
	9	4	4-E01
192290-5	8	64	3-C21
192292-1	2c	16	1-D23
	2c	42	1-F01
	8	4	3-A09
	8	36	3-B17
	8	46	3-C03
	8	48	3-C05
	8	52	3-C09
	8	96	3-E05
192318-4	3	26	1-H23
192334-1	9	2	4-D23
	9	4	4-E01
	9	8	4-E05
192345-7	3	104	1-L05
192348-1	8	102	3-E11
192358-0	2c	14	1-D21
	2c	16	1-D23
192366-3	8	70	3-D03
192400-0	2c	18	1-E01
	2c	20	1-E03
	5	20	2-H05
	8	80	3-D13
	8	82	3-D15
192450-5	8	50	3-C07
192461-2	8	64	3-C21
192495-0	6	2	2-J05
192557-7	3	92	1-K17
	3	94	1-K19
	8	20	3-B01
	9	18	4-E15
	9	20	4-E17
192586-6	8	4	3-A09
210072-5	9	54	4-G03
210082-4	9	54	4-G03
210091-5	9	54	4-G03
210144-2	9	54	4-G03
231311-2	4	90	2-D21
231312-0	4	90	2-D21
231313-8	4	90	2-D21
233262-5	3	10	1-H07
233836-6	3	10	1-H07
235511-3	4	64	2-C19

Sida 3 Page — Nummerregister — Grupp 10a Group — Numerical register — 1975-12 — Sida 3 Page

Detalj nr Part No	Gr Gr	Sida Page	Koord Grid	Detalj nr Part No	Gr Gr	Sida Page	Koord Grid	Detalj nr Part No	Gr Gr	Sida Page	Koord Grid	Detalj nr Part No	Gr Gr	Sida Page	Koord Grid
235511-3	4	70	2-D01	235641-8	4	58	2-C13	235739-0	4	62	2-C17	235873-7	4	80	2-D11
235513-9	4	66	2-C21		4	60	2-C15	235740-8	4	64	2-C19	235876-0	4	64	2-C19
	4	72	2-D03	235642-6	4	58	2-C13		4	70	2-D01		4	70	2-D01
235517-0	4	66	2-C21		4	60	2-C15	235741-6	4	64	2-C19	235880-2	4	56	2-C11
	4	72	2-D03	235643-4	4	58	2-C13		4	70	2-D01		4	60	2-C15
235522-0	4	72	2-D03		4	60	2-C15	235744-0	4	64	2-C19	235887-7	4	66	2-C21
235527-9	4	56	2-C11	235648-3	4	58	2-C13		4	72	2-D03		4	72	2-D03
	4	60	2-C15		4	60	2-C15		4	78	2-D09	235889-3	4	66	2-C21
235529-5	4	66	2-C21	235649-1	4	58	2-C13	235746-5	4	78	2-D09		4	76	2-D07
	4	72	2-D03		4	62	2-C17	235747-3	4	78	2-D09	235890-1	4	66	2-C21
235537-8	4	66	2-C21	235650-9	4	58	2-C13	235748-1	4	78	2-D09		4	72	2-D03
	4	72	2-D03		4	62	2-C17	235752-3	4	64	2-C19		4	76	2-D07
235538-6	4	66	2-C21	235651-7	4	58	2-C13		4	70	2-D01	235892-7	4	76	2-D07
	4	72	2-D03		4	60	2-C15	235754-9	4	76	2-D07	235893-5	4	76	2-D07
235539-4	4	66	2-C21	235652-5	4	58	2-C13	235783-8	4	56	2-C11	235894-3	4	76	2-D07
	4	72	2-D03		4	60	2-C15		4	60	2-C15	235895-0	4	76	2-D07
235540-2	4	66	2-C21	235654-1	4	58	2-C13	235786-1	4	66	2-C21	235896-8	4	76	2-D07
	4	72	2-D03		4	60	2-C15		4	76	2-D07	235898-4	4	76	2-D07
235542-8	4	66	2-C21	235657-4	4	64	2-C19	235787-9	4	64	2-C19	235899-2	4	76	2-D07
	4	72	2-D03		4	66	2-C21		4	70	2-D01	235900-8	4	76	2-D07
235546-9	4	66	2-C21		4	70	2-D01	235789-5	4	64	2-C19	235904-0	4	80	2-D11
	4	72	2-D03	235658-2	4	64	2-C19	235792-9	4	58	2-C13	235907-3	4	56	2-C11
235547-7	4	66	2-C21		4	66	2-C21		4	60	2-C15		4	60	2-C15
	4	72	2-D03		4	70	2-D01	235793-7	4	58	2-C13	235918-0	4	56	2-C11
235553-5	4	66	2-C21		4	72	2-D03		4	60	2-C15		4	60	2-C15
235555-0	4	76	2-D07	235664-0	4	80	2-D11	235794-5	4	80	2-D11	235920-6	4	64	2-C19
235557-6	4	66	2-C21	235666-5	4	80	2-D11	235808-3	4	56	2-C11		4	70	2-D01
	4	72	2-D03	235670-7	4	80	2-D11	235810-9	4	64	2-C19	235922-2	4	56	2-C11
235561-8	4	66	2-C21	235671-5	4	80	2-D11	235812-5	4	56	2-C11		4	60	2-C15
	4	72	2-D03	235672-3	4	80	2-D11		4	60	2-C15	235924-8	4	76	2-D07
235566-7	4	66	2-C21	235674-9	4	80	2-D11	235813-3	4	56	2-C11	235926-3	4	76	2-D07
	4	72	2-D03	235675-6	4	80	2-D11		4	60	2-C15	235927-1	4	56	2-C11
235567-5	4	66	2-C21	235678-0	4	80	2-D11	235814-1	4	56	2-C11		4	60	2-C15
	4	72	2-D03	235680-6	4	80	2-D11		4	60	2-C15	235928-9	4	56	2-C11
235568-3	4	66	2-C21	235681-4	4	80	2-D11	235816-6	4	64	2-C19		4	60	2-C15
	4	72	2-D03	235682-2	4	80	2-D11	235823-2	4	76	2-D07	235935-4	4	56	2-C11
235569-1	4	66	2-C21	235689-7	4	80	2-D11	235825-7	4	76	2-D07		4	80	2-D11
235571-7	4	66	2-C21	235692-1	4	80	2-D11	235826-5	4	56	2-C11	235940-4	4	76	2-D07
235574-1	4	80	2-D11	235698-8	4	80	2-D11		4	60	2-C15	235945-3	4	66	2-C21
235576-6	4	66	2-C21	235699-6	4	82	2-D13	235827-3	4	56	2-C11		4	72	2-D03
	4	72	2-D03	235700-2	4	80	2-D11	235828-1	4	56	2-C11	235948-7	4	66	2-C21
235577-4	4	66	2-C21	235701-0	4	56	2-C11		4	80	2-D11		4	72	2-D03
	4	72	2-D03		4	60	2-C15	235831-5	4	80	2-D11	235951-1	4	70	2-D01
235578-2	4	64	2-C19	235702-8	4	56	2-C11	235836-4	4	56	2-C11	235952-9	4	70	2-D01
	4	72	2-D03		4	60	2-C15		4	60	2-C15	235955-2	4	72	2-D03
235581-6	4	64	2-C19	235703-6	4	56	2-C11	235837-2	4	64	2-C19	235968-5	4	66	2-C21
	4	72	2-D03		4	60	2-C15	235838-0	4	64	2-C19		4	72	2-D03
235599-8	4	64	2-C19	235704-4	4	56	2-C11	235845-5	4	56	2-C11	235972-7	4	60	2-C15
	4	70	2-D01		4	60	2-C15		4	60	2-C15	235973-5	4	60	2-C15
235602-0	4	64	2-C19	235705-1	4	56	2-C11	235848-9	4	56	2-C11		4	80	2-D11
235605-3	4	64	2-C19		4	60	2-C15		4	60	2-C15	235975-0	4	80	2-D11
235611-1	4	64	2-C19	235706-9	4	56	2-C11	235850-5	4	64	2-C19	235976-8	4	60	2-C15
	4	70	2-D01		4	60	2-C15	235851-3	4	64	2-C19	235980-0	4	72	2-D03
235612-9	4	64	2-C19	235707-7	4	56	2-C11		4	70	2-D01	·	4	76	2-D07
	4	70	2-D01		4	60	2-C15	235853-9	4	56	2-C11	235988-3	4	60	2-C15
235615-2	4	64	2-C19	235710-1	4	56	2-C11	235854-7	4	56	2-C11	235989-1	4	64	2-C19
235616-0	4	64	2-C19	235711-9	4	56	2-C11		4	80	2-D11		4	70	2-D01
	4	70	2-D01	235712-7	4	56	2-C11	235855-4	4	80	2-D11	235996-6	4	70	2-D01
235617-8	4	64	2-C19	235713-5	4	56	2-C11	235856-2	4	80	2-D11	235998-2	4	70	2-D01
	4	70	2-D01	235714-3	4	56	2-C11	235857-0	4	58	2-C13	237271-2	2c	34	1-E17
235620-2	4	76	2-D07		4	60	2-C15		4	62	2-C17		2c	38	1-E21
235623-6	4	76	2-D07	235715-0	4	58	2-C13	235858-8	4	58	2-C13	237272-0	2c	34	1-E17
235626-9	4	76	2-D07	235721-8	4	64	2-C19		4	62	2-C17		2c	38	1-E21
235627-7	4	76	2-D07		4	70	2-D01	235859-6	4	58	2-C13	237277-9	2c	34	1-E17
235634-3	4	78	2-D09	235724-2	4	64	2-C19		4	62	2-C17		2c	38	1-E21
235638-4	4	78	2-D09		4	70	2-D01	235861-2	4	66	2-C21	237278-7	2c	34	1-E17
235639-2	4	64	2-C19	235727-5	4	56	2-C11		4	72	2-D03		2c	38	1-E21
	4	72	2-D03	235728-3	4	56	2-C11	235871-1	4	64	2-C19	237280-3	2c	34	1-E17
235640-0	4	58	2-C13		4	60	2-C15		4	70	2-D01		2c	38	1-E21
	4	60	2-C15	235739-0	4	58	2-C13	235872-9	4	56	2-C11	237281-1	2c	34	1-E17

Sida 4 Page 1975-12

Nummerregister

Grupp 10a Group

Numerical register

Sida 4 Page

Detalj nr Part No	Gr Gr	Sida Page	Koord Grid	Detalj nr Part No	Gr Gr	Sida Page	Koord Grid	Detalj nr Part No	Gr Gr	Sida Page	Koord Grid	Detalj nr Part No	Gr Gr	Sida Page	Koord Grid
237281-1	2c	38	1-E21	237388-4	2c	36	1-E19	238850-2	3	10	1-H07	243129-4	2c	12	1-D19
237282-9	2c	34	1-E17		2c	40	1-E23	239340-3	3	24	1-H21	243130-2	2c	16	1-D23
	2c	38	1-E21	237391-8	2c	36	1-E19	240147-9	3	26	1-H23	243131-0	3	4	1-H01
237283-7	2c	34	1-E17		2c	40	1-E23	240148-7	3	26	1-H23		3	10	1-H07
	2c	38	1-E21	237394-2	2c	34	1-E17	240305-3	3	10	1-H07	243183-1	2c	14	1-D21
237284-5	2c	34	1-E17		2c	38	1-E21	240518-1	3	26	1-H23	243214-4	2c	18	1-E01
	2c	38	1-E21	237395-9	2c	34	1-E17	240594-2	3	24	1-H21		2c	20	1-E03
237285-2	2c	34	1-E17		2c	38	1-E21	240598-3	3	24	1-H21	243316-7	2c	14	1-D21
	2c	38	1-E21	237399-1	2c	34	1-E17	240601-5	3	24	1-H21	243655-8	3	10	1-H07
237286-0	2c	34	1-E17		2c	38	1-E21	240602-3	3	24	1-H21	243656-6	3	10	1-H07
	2c	38	1-E21	237401-5	2c	34	1-E17	240603-1	3	24	1-H21	243657-4	3	10	1-H07
237287-8	2c	34	1-E17		2c	38	1-E21	240604-9	3	24	1-H21		3	12	1-H09
	2c	38	1-E21	237416-3	2c	34	1-E17	240605-6	3	24	1-H21	243658-2	3	10	1-H07
237292-8	2c	34	1-E17		2c	38	1-E21	240606-4	3	24	1-H21	243659-0	3	10	1-H07
	2c	38	1-E21	237421-3	2c	34	1-E17	240613-0	3	24	1-H21	243760-6	3	62	1-J11
237293-6	2c	36	1-E19		2c	38	1-E21	240614-8	3	24	1-H21		3	64	1-J13
	2c	38	1-E21	237427-0	2c	36	1-E19	240619-7	3	24	1-H21	243761-4	3	10	1-H07
237294-4	2c	36	1-E19		2c	40	1-E23	240620-5	3	24	1-H21	243762-2	3	10	1-H07
	2c	38	1-E21	237439-5	2c	2	1-D09	240626-2	3	24	1-H21		3	12	1-H09
237295-1	2c	36	1-E19		2c	34	1-E17	240627-0	3	24	1-H21	243801-8	3	10	1-H07
	2c	38	1-E21	237440-3	2c	2	1-D09	240628-8	3	24	1-H21	243802-6	3	10	1-H07
237308-2	2c	34	1-E17		2c	34	1-E17	240730-2	3	24	1-H21	243803-4	3	10	1-H07
	2c	38	1-E21	237443-7	2c	36	1-E19	240731-0	3	24	1-H21		3	12	1-H09
237309-0	2c	34	1-E17	237446-0	2c	36	1-E19	241086-8	3	4	1-H01	243804-2	3	10	1-H07
	2c	38	1-E21		2c	40	1-E23	241300-3	3	24	1-H21		3	12	1-H09
237311-6	2c	34	1-E17	237447-8	2c	36	1-E19	241305-2	3	24	1-H21	243805-9	3	10	1-H07
	2c	38	1-E21		2c	40	1-E23	241306-0	3	24	1-H21	243806-7	3	10	1-H07
237312-4	3	4	1-H01	237448-6	2c	36	1-E19	241396-1	3	10	1-H07	243905-7	3	24	1-H21
237342-1	2c	2	1-D09		2c	40	1-E23	241493-6	3	66	1-J15	243906-5	3	24	1-H21
	2c	34	1-E17	237469-2	2c	34	1-E17	241532-1	3	4	1-H01	243907-3	3	24	1-H21
237343-9	2c	2	1-D09		2c	38	1-E21		3	10	1-H07	243908-1	3	24	1-H21
	2c	34	1-E17	237471-8	2c	36	1-E19	241605-5	3	6	1-H03	243909-9	3	24	1-H21
237344-7	2c	36	1-E19		2c	40	1-E23	241606-3	3	6	1-H03	243910-7	3	24	1-H21
237358-7	2c	36	1-E19	237472-6	2c	34	1-E17	241607-1	3	6	1-H03	243911-5	3	24	1-H21
	2c	40	1-E23		2c	36	1-E19	241608-9	3	6	1-H03	243912-3	3	24	1-H21
237360-3	2c	34	1-E17		2c	38	1-E21	241612-1	3	4	1-H01	243913-1	3	24	1-H21
	2c	38	1-E21		2c	40	1-E23	241615-4	3	6	1-H03	243914-9	3	24	1-H21
237362-9	2c	34	1-E17	237473-4	2c	36	1-E19		3	24	1-H21	243916-4	3	12	1-H09
	2c	38	1-E21		2c	40	1-E23	241645-1	3	26	1-H23	243918-0	3	12	1-H09
237363-7	2c	34	1-E17	237474-2	2c	34	1-E17	241646-9	3	26	1-H23	243928-9	3	12	1-H09
	2c	38	1-E21		2c	38	1-E21	241650-1	3	10	1-H07	243934-7	3	12	1-H09
237364-5	2c	34	1-E17	237480-9	2c	2	1-D09	241651-9	3	10	1-H07	243979-2	3	12	1-H09
	2c	38	1-E21		2c	38	1-E21	241652-7	3	10	1-H07	243980-0	3	12	1-H09
237365-2	2c	34	1-E17	237481-7	2c	2	1-D09	241656-8	3	10	1-H07	243981-8	3	12	1-H09
	2c	38	1-E21		2c	38	1-E21	241658-4	3	10	1-H07	243982-6	3	12	1-H09
237366-0	2c	34	1-E17	237482-5	2c	40	1-E23	241659-2	3	10	1-H07	243983-4	3	12	1-H09
	2c	38	1-E21	237496-5	2c	34	1-E17	241667-5	3	10	1-H07	243984-2	3	10	1-H07
237368-6	2c	34	1-E17	237566-5	2c	36	1-E19	241668-3	3	10	1-H07	252141-7	2b	4	1-C17
	2c	38	1-E21		2c	40	1-E23	241669-1	3	10	1-H07	252170-6	2b	6	1-C19
237371-0	2c	34	1-E17	237567-3	2c	34	1-E17	241670-9	3	10	1-H07	252184-7	2b	6	1-C19
237373-6	2c	34	1-E17		2c	38	1-E21	241671-7	3	10	1-H07	252185-4	2b	6	1-C19
	2c	38	1-E21	237568-1	2c	14	1-D21	241673-3	3	24	1-H21	254535-8	4	48	2-C03
237375-1	2c	34	1-E17		2c	16	1-D23	241674-1	3	24	1-H21		4	56	2-C11
	2c	38	1-E21		2c	36	1-E19	241675-8	3	24	1-H21	254537-4	4	22	2-B01
237376-9	2c	34	1-E17		2c	40	1-E23	241676-6	3	24	1-H21		4	34	2-B13
	2c	38	1-E21	237572-3	2c	36	1-E19	241715-2	3	12	1-H09	254540-8	4	34	2-B13
237378-5	2c	34	1-E17		2c	40	1-E23	241720-2	2c	12	1-D19	254557-2	4	36	2-B15
	2c	38	1-E21	237573-1	2c	34	1-E17	241726-9	2c	14	1-D21		4	42	2-B21
237379-3	2c	34	1-E17		2c	38	1-E21	241810-1	2c	14	1-D21	254566-3	4	14	2-A17
	2c	38	1-E21	237574-9	2c	34	1-E17	241812-7	3	72	1-J21	254573-9	4	28	2-B07
237380-1	2c	34	1-E17		2c	38	1-E21		3	78	1-K03		4	32	2-B11
	2c	38	1-E21	237589-7	2c	34	1-E17	241850-7	9	28	4-F01		4	40	2-B19
237381-9	2c	34	1-E17		2c	38	1-E21	243009-8	3	6	1-H03	254574-7	4	14	2-A17
	2c	38	1-E21	237590-5	2c	34	1-E17	243022-1	3	10	1-H07		4	26	2-B05
237384-3	2c	36	1-E19		2c	38	1-E21	243023-9	3	10	1-H07	254587-9	4	14	2-A17
	2c	40	1-E23	237616-8	2c	36	1-E19		3	12	1-H09		4	30	2-B09
237386-8	2c	36	1-E19		2c	40	1-E23	243028-8	3	72	1-J21	254616-6	4	14	2-A17
	2c	40	1-E23	238403-0	3	6	1-H03		3	78	1-K03		4	26	2-B05
237387-6	2c	36	1-E19	238813-0	3	24	1-H21	243076-7	3	66	1-J15	254624-0	4	34	2-B13
	2c	40	1-E23	238819-7	3	24	1-H21	243126-0	2c	16	1-D23	254630-7	4	22	2-B01

Sida 5 Page — Grupp 10a Group — Nummerregister Numerical register — 1975-12 — Sida 5 Page

Detalj nr Part No	Gr Gr	Sida Page	Koord Grid	Detalj nr Part No	Gr Gr	Sida Page	Koord Grid	Detalj nr Part No	Gr Gr	Sida Page	Koord Grid	Detalj nr Part No	Gr Gr	Sida Page	Koord Grid
254630-7	4	34	2-B13	271056-4	2a	8	1-B11	273209-7	6	28	2-K07	275565-0	4	28	2-B07
254631-5	4	14	2-A17	271066-3	2a	8	1-B11		6	30	2-K09	275659-1	3	4	1-H01
254632-3	4	14	2-A17	271067-1	2a	8	1-B11	273214-7	6	2	2-J05	275663-3	3	6	1-H03
	4	30	2-B09	271068-9	2a	8	1-B11	273215-4	4	10	2-A13	275701-1	2a	4	1-B07
254636-4	4	48	2-C03	271217-2	2a	8	1-B11	273217-0	4	64	2-C19	275919-9	4	4	2-A07
	4	56	2-C11	271218-0	2a	8	1-B11	273218-8	4	64	2-C19		4	6	2-A09
254657-0	4	52	2-C07	271219-8	2a	8	1-B11	273219-6	4	74	2-D05	275930-6	4	4	2-A07
	4	60	2-C15	271516-7	6	18	2-J21	273221-2	4	58	2-C13		4	6	2-A09
254658-8	4	48	2-C03	271517-5	6	18	2-J21		4	62	2-C17	275931-4	4	4	2-A07
	4	56	2-C11	271518-3	6	18	2-J21		4	68	2-C23		4	6	2-A09
254678-6	4	52	2-C07	272002-7	2a	8	1-B11		4	74	2-D05	276294-6	2a	2	1-B05
	4	60	2-C15	272003-5	2a	8	1-B11	273224-6	4	98	2-E05	276295-3	2c	36	1-E19
254704-0	4	14	2-A17	272004-3	2a	8	1-B11		4	104	2-E11		2c	40	1-E23
	4	26	2-B05	272008-4	2a	8	1-B11	273229-5	9	36	4-F09	276301-9	2c	36	1-E19
	4	28	2-B07	272009-2	2a	8	1-B11	273267-5	4	70	2-D01		2c	40	1-E23
254705-7	4	14	2-A17	272010-0	2a	8	1-B11	273268-3	4	68	2-C23	276303-5	2c	32	1-E15
254707-3	4	32	2-B11	272011-8	2a	8	1-B11		4	74	2-D05	276305-0	2c	32	1-E15
	4	40	2-B19	272012-6	2a	8	1-B11	273270-9	4	66	2-C21	276501-4	4	58	2-C13
254709-9	4	14	2-A17	272527-3	5	12	2-G21		4	72	2-D03		4	78	2-D09
	4	30	2-B09		5	14	2-G23		4	74	2-D05	276502-2	4	58	2-C13
254714-9	4	14	2-A17	272530-7	5	6	2-G15	273271-7	4	82	2-D13		4	62	2-C17
254723-0	4	28	2-B07	272531-5	5	12	2-G21	273273-3	3	30	1-I03		4	68	2-C23
	4	32	2-B11	272533-1	5	6	2-G15	273277-4	2b	4	1-C17	276504-8	4	68	2-C23
	4	40	2-B19	272566-1	5	4	2-G13	273283-2	4	100	2-E07		4	74	2-D05
254731-3	4	14	2-A17	272567-9	5	8	2-G17	273290-7	2c	46	1-F05	276507-1	4	64	2-C19
	4	30	2-B09		5	10	2-G19	273291-5	4	58	2-C13	276508-9	4	68	2-C23
254732-1	4	14	2-A17	272568-7	5	6	2-G15		4	62	2-C17	276609-5	8	78	3-D11
	4	26	2-B05	272569-5	5	12	2-G21		4	68	2-C23	276610-3	8	78	3-D11
254733-9	4	14	2-A17		5	14	2-G23		4	74	2-D05	276611-1	8	78	3-D11
254734-7	4	14	2-A17	272586-9	5	36	2-H21		4	76	2-D07	276612-9	8	90	3-D23
	4	30	2-B09	272587-7	5	36	2-H21		4	78	2-D09	276613-7	8	86	3-D19
254740-4	4	14	2-A17	272645-3	5	36	2-H21	273297-2	4	66	2-C21		8	92	3-E01
	4	18	2-A21	273016-6	4	96	2-E03	273302-0	2c	46	1-F05	276614-5	8	86	3-D19
	4	44	2-B23	273071-1	5	4	2-G13	273303-8	4	82	2-D13		8	90	3-D23
254765-1	4	18	2-A21	273072-9	5	8	2-G17	273304-6	4	82	2-D13	277299-4	8	256	3-K21
	4	26	2-B05	273090-1	5	16	2-H01	273309-5	2a	2	1-B05		8	258	3-K23
254766-9	4	18	2-A21	273109-9	2c	46	1-F05	273342-6	2b	4	1-C17		8	260	3-L01
254769-3	4	28	2-B07	273112-3	5	30	2-H15	273403-6	2c	52	1-F11	277500-5	8	252	3-K17
	4	32	2-B11	273113-1	3	28	1-I01	273413-5	4	92	2-D23	277503-9	8	252	3-K17
	4	40	2-B19	273114-9	5	10	2-G19	273465-5	2c	48	1-F07	277701-9	3	74	1-J23
254771-9	4	18	2-A21	273117-2	5	32	2-H17		2c	54	1-F13	277703-5	3	68	1-J17
	4	30	2-B09	273118-0	4	10	2-A13	273506-6	3	18	1-H15		3	74	1-J23
255525-8	4	92	2-D23	273119-8	4	12	2-A15		3	22	1-H19		3	96	1-K21
255545-6	4	92	2-D23	273121-4	4	66	2-C21	273507-4	3	18	1-H15	277704-3	3	28	1-I01
255558-9	4	108	2-E15		4	72	2-D03		3	22	1-H19		3	38	1-I11
255559-7	4	108	2-E15		4	74	2-D05	273508-2	3	18	1-H15	277707-6	3	28	1-I01
255699-1	4	92	2-D23	273123-0	4	68	2-C23		3	22	1-H19		3	32	1-I05
255700-7	4	92	2-D23	273125-5	5	32	2-H17	273509-0	3	18	1-H15		3	34	1-I07
255703-1	4	108	2-E15	273132-1	2c	32	1-E15	273510-8	3	20	1-H17		3	36	1-I09
255704-9	4	108	2-E15	273133-9	4	44	2-B23		3	22	1-H19		3	38	1-I11
255726-2	4	108	2-E15	273134-7	4	44	2-B23	273512-4	3	18	1-H15	277713-4	3	32	1-I05
255754-4	4	92	2-D23	273135-4	4	44	2-B23	273513-2	3	18	1-H15		3	38	1-I11
255755-1	4	92	2-D23	273139-6	4	98	2-E05		3	22	1-H19	277715-9	3	32	1-I05
255767-6	4	92	2-D23		4	104	2-E11	273520-7	3	98	1-K23		3	36	1-I09
255784-1	4	92	2-D23	273140-4	4	100	2-E07	273521-5	3	10	1-H07	277716-7	3	38	1-I11
255785-8	4	92	2-D23	273144-6	8	2	3-A07	273530-6	3	62	1-J11	277717-5	3	34	1-I07
255786-6	4	92	2-D23	273145-3	8	96	3-E05		3	64	1-J13		3	38	1-I11
255795-7	4	108	2-E15	273146-1	8	96	3-E05	273542-1	3	4	1-H01	277721-7	3	28	1-I01
255796-5	4	108	2-E15	273151-1	4	46	2-C01	273543-9	3	4	1-H01		3	32	1-I05
255797-3	4	108	2-E15	273152-9	4	46	2-C01	273544-7	3	4	1-H01		3	36	1-I09
255799-9	4	102	2-E09	273153-7	6	10	2-J13	275306-9	2a	8	1-B11		3	38	1-I11
	4	104	2-E11	273161-0	6	6	2-J09	275307-7	2a	8	1-B11	277722-5	3	32	1-I05
255808-8	4	92	2-D23	273164-4	2b	4	1-C17	275314-3	2a	8	1-B11		3	36	1-I09
255809-6	4	92	2-D23	273174-3	8	60	3-C17	275537-9	2a	4	1-B07		3	38	1-I11
255810-4	4	108	2-E15	273182-6	2c	42	1-F01	275538-7	2a	4	1-B07	277730-8	3	26	1-H23
255811-2	4	108	2-E15	273200-6	5	30	2-H15	275539-5	2a	4	1-B07	277747-2	3	68	1-J17
255818-7	4	92	2-D23	273203-0	4	66	2-C21	275561-9	2a	4	1-B07		3	72	1-J21
255819-5	4	108	2-E15		4	72	2-D03	275562-7	2a	4	1-B07		3	74	1-J23
271054-9	2a	8	1-B11		4	74	2-D05	275563-5	2a	4	1-B07		3	84	1-K09
271055-6	2a	8	1-B11	273209-7	6	26	2-K05	275564-3	2b	6	1-C19		3	88	1-K13

Sida 6 Page 1975-12

Nummerregister

Grupp 10a Group

Numerical register

Sida 6 Page

Detalj nr Part No	Gr Gr	Sida Page	Koord Grid	Detalj nr Part No	Gr Gr	Sida Page	Koord Grid	Detalj nr Part No	Gr Gr	Sida Page	Koord Grid	Detalj nr Part No	Gr Gr	Sida Page	Koord Grid
277747-2	3	90	1-K15	282140-3	8	256	3-K21	282933-1	3	62	1-J11	362281-8	6	22	2-K01
	3	92	1-K17	282142-9	8	256	3-K21	283049-5	3	64	1-J13	362316-2	3	54	1-J03
	3	94	1-K19	282143-7	8	256	3-K21	283072-7	3	96	1-K21	362317-0	3	54	1-J03
	3	96	1-K21	282145-2	8	256	3-K21	283073-5	3	96	1-K21	380141-2	4	38	2-B17
	9	24	4-E21	282146-0	8	256	3-K21	283091-7	8	230	3-J19	380164-4	4	48	2-C03
	9	42	4-F15	282151-0	8	256	3-K21	283235-0	2c	6	1-D13		4	52	2-C07
	9	56	4-G05	282152-8	8	256	3-K21		2c	26	1-E09	380166-9	4	14	2-A17
277748-0	3	90	1-K15	282154-4	8	256	3-K21	283250-9	8	260	3-L01		4	18	2-A21
	3	94	1-K19	282155-1	8	256	3-K21	283251-7	8	260	3-L01		4	52	2-C07
277750-6	3	28	1-I01	282156-9	8	256	3-K21	283252-5	8	260	3-L01	380168-5	4	14	2-A17
277752-2	3	26	1-H23	282157-7	8	256	3-K21	283282-2	8	94	3-E03		4	18	2-A21
277753-0	3	26	1-H23	282158-5	8	256	3-K21	283283-0	8	94	3-E03		4	22	2-B01
277925-4	8	252	3-K17	282190-8	8	256	3-K21	283310-1	8	260	3-L01	380189-1	4	50	2-C05
277928-8	8	252	3-K17	282192-4	8	256	3-K21	283311-9	8	260	3-L01	380192-5	4	14	2-A17
277987-4	8	58	3-C15		8	258	3-K23	283312-7	8	260	3-L01		4	18	2-A21
279254-7	8	252	3-K17		8	260	3-L01	283313-5	8	260	3-L01		4	22	2-B01
279255-4	8	252	3-K17	282193-2	8	256	3-K21	283315-0	8	260	3-L01		4	48	2-C03
279256-2	8	252	3-K17		8	258	3-K23	283316-8	8	262	3-L03		4	52	2-C07
279265-3	8	252	3-K17		8	260	3-L01	283317-6	8	262	3-L03	380197-4	4	16	2-A19
279266-1	8	252	3-K17	282194-0	8	256	3-K21	283318-4	8	262	3-L03	380198-2	4	16	2-A19
281060-4	8	252	3-K17		8	258	3-K23	283319-2	8	262	3-L03	380199-0	4	16	2-A19
281061-2	8	252	3-K17		8	260	3-L01	283321-8	8	262	3-L03	380232-9	4	40	2-B19
281062-0	8	252	3-K17	282195-7	8	256	3-K21	283388-7	8	252	3-K17	380257-6	4	46	2-C01
281064-6	8	252	3-K17		8	258	3-K23	283389-5	8	252	3-K17	380352-5	4	40	2-B19
281065-3	8	252	3-K17		8	260	3-L01	283390-3	8	252	3-K17	380381-4	4	28	2-B07
281066-1	8	254	3-K19	282196-5	8	256	3-K21	283457-0	3	38	1-I11		4	32	2-B11
281067-9	8	254	3-K19		8	258	3-K23	283476-0	8	252	3-K17		4	34	2-B13
281068-7	8	254	3-K19		8	260	3-L01	283478-6	8	252	3-K17	380414-3	4	46	2-C01
281069-5	8	254	3-K19	282197-3	8	256	3-K21	283479-4	8	252	3-K17	380435-8	4	14	2-A17
281070-3	8	254	3-K19		8	258	3-K23	283488-5	8	252	3-K17		4	18	2-A21
281071-1	8	254	3-K19		8	260	3-L01	283491-9	8	254	3-K19		4	22	2-B01
281136-2	8	64	3-C21	282286-4	8	258	3-K23	283492-7	8	254	3-K19		4	48	2-C03
281186-7	8	254	3-K19	282287-2	8	258	3-K23	283493-5	8	254	3-K19		4	52	2-C07
281187-5	8	254	3-K19	282288-0	8	258	3-K23	283494-3	8	256	3-K21	380588-4	4	42	2-B21
281188-3	8	254	3-K19	282473-8	8	258	3-K23	283495-0	8	256	3-K21	380589-2	4	42	2-B21
281189-1	8	254	3-K19	282474-6	8	258	3-K23	283496-8	8	256	3-K21	380590-0	4	42	2-B21
281190-9	8	254	3-K19	282494-4	8	258	3-K23	283497-6	8	256	3-K21	380591-8	4	42	2-B21
281192-5	8	254	3-K19	282495-1	8	258	3-K23	283499-2	8	258	3-K23	380618-9	4	14	2-A17
281195-8	8	254	3-K19	282496-9	8	258	3-K23	283503-1	8	258	3-K23		4	18	2-A21
281196-6	8	254	3-K19	282497-7	8	258	3-K23	283504-9	8	258	3-K23	380649-4	4	48	2-C03
281350-9	3	28	1-I01	282498-5	8	258	3-K23	283506-4	8	260	3-L01	380652-8	4	14	2-A17
281351-7	3	28	1-I01	282590-9	9	32	4-F05	283507-2	8	260	3-L01		4	18	2-A21
281441-6	3	84	1-K09	282604-8	3	60	1-J09	283508-0	8	262	3-L03	380653-6	4	14	2-A17
281444-0	3	26	1-H23	282647-7	3	62	1-J11	283591-6	3	96	1-K21		4	18	2-A21
281478-8	4	100	2-E07	282670-9	6	6	2-J09	283633-6	8	262	3-L03	380654-4	4	14	2-A17
	4	104	2-E11	282761-6	4	96	2-E03	283634-4	8	262	3-L03		4	18	2-A21
281480-4	8	254	3-K19	282770-7	6	10	2-J13	283635-1	8	262	3-L03	380670-0	4	44	2-B23
281481-2	8	254	3-K19	282771-5	4	96	2-E03	283636-9	8	262	3-L03	380671-8	4	44	2-B23
281482-0	8	254	3-K19	282773-1	3	92	1-K17	283637-7	8	262	3-L03	380672-6	4	44	2-B23
281483-8	8	254	3-K19		3	94	1-K19	283638-5	8	262	3-L03	380673-4	4	46	2-C01
281484-6	8	254	3-K19	282787-1	3	60	1-J09	283639-3	8	262	3-L03	380674-2	4	46	2-C01
281497-8	8	90	3-D23	282789-7	3	60	1-J09	283641-9	8	262	3-L03	380676-7	4	46	2-C01
281498-6	8	86	3-D19	282852-3	8	258	3-K23	283642-7	8	262	3-L03	380679-1	4	46	2-C01
282060-3	8	50	3-C07	282853-1	8	258	3-K23	283643-5	8	262	3-L03	380682-5	4	46	2-C01
282068-6	3	60	1-J09	282885-3	8	260	3-L01	283645-0	8	262	3-L03	380683-3	4	46	2-C01
282098-3	8	146	3-G07	282886-1	8	260	3-L01	283647-6	8	262	3-L03	380684-1	4	46	2-C01
	8	152	3-G13	282887-9	8	260	3-L01	283648-4	8	262	3-L03	380686-6	4	46	2-C01
	8	158	3-G19	282888-7	8	260	3-L01	283649-2	8	262	3-L03	380687-4	4	46	2-C01
	8	164	3-H01	282889-5	8	260	3-L01	320404-7	8	250	3-K15	380688-2	4	46	2-C01
	8	170	3-H07	282890-3	8	260	3-L01	325865-4	2b	6	1-C19	380693-2	4	44	2-B23
	8	176	3-H13	282891-1	8	260	3-L01	326236-7	3	18	1-H15	380694-0	4	44	2-B23
	8	182	3-H19	282893-7	8	260	3-L01	340658-4	3	52	1-J01	380695-7	4	44	2-B23
	8	186	3-H23	282894-5	8	260	3-L01	346509-3	8	250	3-K15	380697-3	4	46	2-C01
	8	192	3-I05	282895-2	8	260	3-L01	347714-8	3	106	1-L07	380698-1	4	46	2-C01
	8	196	3-I09	282896-0	8	260	3-L01	347715-5	3	106	1-L07	380699-9	4	46	2-C01
	8	214	3-J03	282897-8	8	260	3-L01	347716-3	3	106	1-L07	380704-7	4	46	2-C01
282136-1	8	256	3-K21	282898-6	8	260	3-L01	352611-8	6	16	2-J19	380705-4	4	46	2-C01
282137-9	8	256	3-K21	282899-4	8	260	3-L01	362226-3	3	18	1-H15	380706-2	4	46	2-C01
282138-7	8	256	3-K21	282915-8	3	62	1-J11	362233-9	3	18	1-H15	380707-0	4	46	2-C01
282139-5	8	256	3-K21	282916-6	3	62	1-J11	362235-4	3	18	1-H15	380708-8	4	46	2-C01

Sida 7 Page — Nummerregister — Grupp 10a Group — Numerical register — 1975-12 — Sida 7 Page

Detalj nr Part No	Gr Gr	Sida Page	Koord Grid	Detalj nr Part No	Gr Gr	Sida Page	Koord Grid	Detalj nr Part No	Gr Gr	Sida Page	Koord Grid	Detalj nr Part No	Gr Gr	Sida Page	Koord Grid
380709-6	4	46	2-C01	381015-7	4	38	2-B17	381179-1	4	30	2-B09	383172-4	4	104	2-E11
380710-4	4	46	2-C01	381019-9	4	38	2-B17		4	34	2-B13	383173-2	4	98	2-E05
380711-2	4	46	2-C01	381020-7	4	38	2-B17	381180-9	4	26	2-B05		4	104	2-E11
380712-0	4	46	2-C01	381023-1	4	38	2-B17		4	30	2-B09	383174-0	4	98	2-E05
380713-8	4	46	2-C01	381024-9	4	38	2-B17		4	34	2-B13		4	104	2-E11
380715-3	4	46	2-C01	381025-6	4	38	2-B17	381182-5	4	26	2-B05	383175-7	4	98	2-E05
380716-1	4	44	2-B23	381027-2	4	38	2-B17		4	30	2-B09		4	104	2-E11
380719-5	4	44	2-B23	381029-8	4	38	2-B17		4	34	2-B13	383176-5	4	98	2-E05
380720-3	4	44	2-B23	381030-6	4	38	2-B17	381184-1	4	26	2-B05		4	104	2-E11
380721-1	4	44	2-B23	381031-4	4	28	2-B07		4	30	2-B09	383177-3	4	98	2-E05
380725-2	4	44	2-B23		4	34	2-B13		4	34	2-B13		4	104	2-E11
380726-0	4	44	2-B23	381032-2	4	28	2-B07	381186-6	4	26	2-B05	383178-1	4	98	2-E05
380729-4	4	44	2-B23		4	34	2-B13		4	30	2-B09		4	104	2-E11
380730-2	4	44	2-B23	381033-0	4	28	2-B07		4	34	2-B13	383179-9	4	98	2-E05
380731-0	4	44	2-B23		4	34	2-B13	381189-0	4	40	2-B19		4	104	2-E11
380747-6	4	44	2-B23		4	64	2-C19	381201-3	4	38	2-B17	383180-7	4	98	2-E05
380748-4	4	44	2-B23		4	70	2-D01	381202-1	4	38	2-B17		4	104	2-E11
380749-2	4	44	2-B23	381034-8	4	26	2-B05	381238-5	4	16	2-A19	383181-5	4	98	2-E05
380750-0	4	44	2-B23		4	30	2-B09	381251-8	4	40	2-B19		4	104	2-E11
380751-8	4	46	2-C01		4	34	2-B13	381252-6	4	40	2-B19	383182-3	4	98	2-E05
380752-6	4	46	2-C01	381035-5	4	26	2-B05	381508-1	4	18	2-A21		4	104	2-E11
380754-2	4	46	2-C01		4	34	2-B13	381605-5	4	40	2-B19	383183-1	4	98	2-E05
380755-9	4	46	2-C01	381036-3	4	26	2-B05	381614-7	4	46	2-C01		4	104	2-E11
380756-7	4	46	2-C01		4	30	2-B09	381615-4	4	46	2-C01	383195-5	4	98	2-E05
380757-5	4	46	2-C01		4	34	2-B13	381621-2	4	18	2-A21	383222-7	4	98	2-E05
380762-5	4	46	2-C01	381037-1	4	26	2-B05	381626-1	4	18	2-A21		4	104	2-E11
380763-3	4	46	2-C01		4	30	2-B09	381627-9	4	18	2-A21	383230-0	4	98	2-E05
380764-1	4	44	2-B23		4	34	2-B13	381632-9	4	18	2-A21	383253-2	4	100	2-E07
380765-8	4	44	2-B23	381038-9	4	26	2-B05	381661-8	4	18	2-A21		4	104	2-E11
380766-6	4	44	2-B23		4	30	2-B09	381682-4	4	28	2-B07	383258-1	4	98	2-E05
380767-4	4	44	2-B23		4	34	2-B13		4	32	2-B11		4	104	2-E11
380768-2	4	44	2-B23	381043-9	4	26	2-B05	381683-2	4	18	2-A21	383259-9	4	98	2-E05
380769-0	4	44	2-B23		4	30	2-B09	381700-4	4	52	2-C07		4	104	2-E11
380770-8	4	44	2-B23		4	34	2-B13	381704-6	4	52	2-C07	383315-9	4	102	2-E09
380771-6	4	44	2-B23	381044-7	4	28	2-B07	381705-3	4	52	2-C07	383390-2	4	100	2-E07
380772-4	4	44	2-B23		4	32	2-B11	381706-1	4	52	2-C07	384201-0	4	98	2-E05
380773-2	4	44	2-B23		4	36	2-B15	381709-5	4	54	2-C09		4	104	2-E11
380776-5	4	44	2-B23	381050-4	4	26	2-B05	381710-3	4	54	2-C09	384209-3	4	98	2-E05
380777-3	4	44	2-B23		4	30	2-B09	381715-2	4	54	2-C09		4	104	2-E11
380779-9	4	44	2-B23		4	34	2-B13	381716-0	4	54	2-C09	384504-7	4	108	2-E15
380780-7	4	44	2-B23	381051-2	4	26	2-B05	381718-6	4	54	2-C09	384505-4	4	108	2-E15
380862-3	4	44	2-B23		4	30	2-B09	381719-4	4	54	2-C09	384507-0	4	108	2-E15
380866-4	4	40	2-B19		4	34	2-B13	381720-2	4	54	2-C09	384510-4	4	108	2-E15
380887-0	4	46	2-C01	381073-6	4	38	2-B17	381722-8	3	84	1-K09	384511-2	4	108	2-E15
380910-0	4	44	2-B23	381103-1	4	30	2-B09	381723-6	4	52	2-C07	384705-0	4	92	2-D23
380911-8	4	44	2-B23	381105-6	4	38	2-B17	381727-7	4	54	2-C09	384706-8	4	92	2-D23
380913-4	4	46	2-C01	381106-4	4	28	2-B07	381728-5	4	54	2-C09	384710-0	4	92	2-D23
380928-2	4	18	2-A21	381107-2	4	28	2-B07	381730-1	4	54	2-C09		4	102	2-E09
380930-8	4	18	2-A21		4	32	2-B11	381756-6	4	54	2-C09	384718-3	4	98	2-E05
380940-7	4	18	2-A21		4	36	2-B15	381788-9	4	52	2-C07	384720-9	4	28	2-B07
380997-7	4	18	2-A21	381114-8	4	42	2-B21	381794-7	4	54	2-C09		4	36	2-B15
381000-9	4	26	2-B05	381117-1	4	42	2-B21	381810-1	4	54	2-C09		4	100	2-E07
	4	34	2-B13	381119-7	4	42	2-B21	381811-9	4	54	2-C09		4	106	2-E13
381002-5	4	38	2-B17	381144-5	4	32	2-B11	381812-7	4	52	2-C07	384727-4	4	108	2-E15
381005-8	4	26	2-B05	381145-2	4	32	2-B11	381813-5	4	54	2-C09	384728-2	4	92	2-D23
	4	30	2-B09	381146-0	4	32	2-B11	381814-3	4	54	2-C09		4	102	2-E09
	4	34	2-B13	381147-8	4	30	2-B09	381815-0	4	54	2-C09	400605-2	2a	18	1-B21
381007-4	4	26	2-B05	381148-6	4	32	2-B11	381817-6	4	54	2-C09	403717-2	2a	14	1-B17
	4	30	2-B09	381150-2	4	40	2-B19	381825-9	4	54	2-C09	411140-7	2a	14	1-B17
	4	34	2-B13		4	42	2-B21	381834-1	4	52	2-C07	415058-7	2b	2	1-C15
381008-2	4	26	2-B05	381164-3	4	40	2-B19	381838-2	4	54	2-C09	415223-7	2a	8	1-B11
	4	30	2-B09	381169-2	4	40	2-B19	383067-6	4	98	2-E05	415311-0	2a	6	1-B09
	4	34	2-B13	381174-2	4	26	2-B05	383068-4	4	98	2-E05	418206-9	2a	14	1-B17
381009-0	4	26	2-B05		4	30	2-B09	383088-2	4	104	2-E11	418213-5	2a	14	1-B17
	4	30	2-B09		4	34	2-B13	383095-7	4	102	2-E09	418214-3	2a	14	1-B17
	4	34	2-B13	381175-9	4	38	2-B17	383168-2	4	92	2-D23	418251-5	2a	6	1-B09
381011-6	4	26	2-B05	381176-7	4	38	2-B17		4	102	2-E09	418265-5	3	4	1-H01
	4	30	2-B09	381178-3	4	40	2-B19	383171-6	4	98	2-E05	418276-2	3	4	1-H01
	4	34	2-B13		4	42	2-B21		4	104	2-E11	418277-0	2a	18	1-B21
381014-0	4	38	2-B17	381179-1	4	26	2-B05	383172-4	4	98	2-E05	418286-1	2a	14	1-B17

Sida 8 Page 1975-12

Nummerregister

Grupp 10a Group

Numerical register

Sida 8 Page

Detalj nr Part No	Gr Gr	Sida Page	Koord Grid	Detalj nr Part No	Gr Gr	Sida Page	Koord Grid	Detalj nr Part No	Gr Gr	Sida Page	Koord Grid	Detalj nr Part No	Gr Gr	Sida Page	Koord Grid
418288-7	2a	18	1-B21	419755-4	2c	12	1-D19	430161-0	2a	18	1-B21	460678-6	2c	2	1-D09
418289-5	2a	18	1-B21	419766-1	2a	14	1-B17	430162-8	2a	10	1-B13	460817-0	2c	46	1-F05
418295-2	2a	8	1-B11	419771-1	2a	2	1-B05	430172-7	2a	22	1-C01	460835-2	2c	14	1-D21
418297-8	2a	14	1-B17	419783-6	2c	12	1-D19		2b	2	1-C15	460839-4	2b	2	1-C15
418298-6	2a	14	1-B17	419784-4	2c	12	1-D19	430198-2	2a	2	1-B05	460900-4	2c	18	1-E01
418301-8	2a	14	1-B17	419785-1	2c	12	1-D19	430199-0	2a	18	1-B21		2c	20	1-E03
418360-4	2a	18	1-B21	419787-7	3	14	1-H11	430200-6	2b	2	1-C15	460912-9	9	8	4-E05
418361-2	2b	4	1-C17		3	18	1-H15	430201-4	2b	2	1-C15	460913-7	9	18	4-E15
418363-8	2a	12	1-B15	419795-0	2c	12	1-D19	430213-9	2a	16	1-B19	460956-6	6	22	2-K01
418408-1	2a	16	1-B19	419796-8	2c	6	1-D13	430228-7	2c	32	1-E15	461003-6	2a	14	1-B17
418411-5	2a	18	1-B21		2c	8	1-D15	430229-5	2a	22	1-C01	461009-3	9	8	4-E05
	2a	20	1-B23		2c	24	1-E07	430230-3	2a	22	1-C01	461016-8	9	28	4-F01
	9	2	4-D23		2c	28	1-E11	430241-0	6	22	2-K01	461017-6	9	28	4-F01
	9	4	4-E01	419797-6	2c	2	1-D09	430242-8	6	22	2-K01	461019-2	9	28	4-F01
	9	8	4-E05	419831-3	2c	14	1-D21	430246-9	9	28	4-F01	461022-6	2a	16	1-B19
418416-4	2a	6	1-B09	419852-9	2c	2	1-D09	430252-7	9	28	4-F01	461024-2	2a	18	1-B21
418421-4	9	2	4-D23	419853-7	2c	2	1-D09	430259-2	2a	22	1-C01	461027-5	2a	18	1-B21
	9	4	4-E01		3	4	1-H01	430260-0	2a	22	1-C01	461028-3	2a	18	1-B21
	9	8	4-E05		3	6	1-H03	430270-9	2c	32	1-E15	461029-1	2a	18	1-B21
418426-3	2a	14	1-B17	419864-4	2c	42	1-F01	430271-7	3	4	1-H01	461030-9	2b	4	1-C17
418432-1	2a	18	1-B21	419865-1	2c	42	1-F01	430272-5	2a	22	1-C01	461034-1	2a	16	1-B19
418440-4	2a	18	1-B21	419871-9	2c	42	1-F01	430273-3	2a	22	1-C01	461040-8	2a	2	1-B05
418445-3	2a	18	1-B21	419872-7	2c	42	1-F01	430281-6	2b	2	1-C15	461046-5	2a	2	1-B05
418645-8	2a	18	1-B21	419894-1	2c	14	1-D21	430282-4	2a	10	1-B13	461051-5	2a	16	1-B19
418646-6	2c	2	1-D09	419908-9	2c	8	1-D15	430283-2	2a	2	1-B05	461052-3	2c	12	1-D19
	2c	8	1-D15		2c	24	1-E07	430284-0	2b	2	1-C15	461055-6	2c	12	1-D19
	2c	14	1-D21	420292-5	2a	2	1-B05	460003-7	2a	2	1-B05	461056-4	2a	2	1-B05
418663-1	2a	10	1-B13	420402-0	3	18	1-H15	460071-4	2c	42	1-F01		2a	22	1-C01
418717-5	2a	14	1-B17	430010-9	2a	8	1-B11	460077-1	9	32	4-F05	461059-8	6	22	2-K01
418718-3	2a	6	1-B09	430013-3	2a	12	1-B15	460082-1	2a	2	1-B05	461080-4	2a	2	1-B05
	2a	14	1-B17	430016-6	2b	2	1-C15	460085-4	3	14	1-H11	461081-2	2a	18	1-B21
418737-3	2a	14	1-B17	430017-4	2b	2	1-C15		3	18	1-H15	461084-6	2a	2	1-B05
418754-8	2c	2	1-D09	430018-2	2a	22	1-C01	460095-3	2c	8	1-D15	461086-1	2a	2	1-B05
419329-8	2a	8	1-B11		2b	2	1-C15	460104-3	2c	42	1-F01	461087-9	2a	2	1-B05
419333-0	2b	4	1-C17	430019-0	2b	4	1-C17	460131-6	3	18	1-H15	461092-9	2a	4	1-B07
419401-5	2a	16	1-B19	430020-8	2b	4	1-C17	460132-4	3	18	1-H15	461094-5	2b	2	1-C15
419420-5	3	14	1-H11	430024-0	2a	14	1-B17	460133-2	3	18	1-H15	461095-2	2b	2	1-C15
	3	18	1-H15	430026-5	2a	14	1-B17		3	22	1-H19	461096-0	2a	2	1-B05
419447-8	2a	4	1-B07	430039-8	2a	2	1-B05	460134-0	3	18	1-H15	461107-5	2a	16	1-B19
	3	4	1-H01	430043-0	2a	18	1-B21	460135-7	3	20	1-H17	461113-3	2a	18	1-B21
419501-2	3	18	1-H15	430055-4	2a	10	1-B13		3	22	1-H19	461130-7	2b	2	1-C15
419508-7	3	18	1-H15	430057-0	2a	10	1-B13	460136-5	3	18	1-H15	461134-9	4	4	2-A07
	3	22	1-H19	430104-0	2a	14	1-B17	460170-4	2c	24	1-E07		4	6	2-A09
419509-5	3	18	1-H15	430107-3	2a	2	1-B05	460180-3	2c	8	1-D15	461157-0	2d	6	1-G03
419511-1	3	18	1-H15		2a	22	1-C01	460181-1	2a	14	1-B17		2d	10	1-G07
419512-9	3	18	1-H15	430109-9	2a	18	1-B21	460191-0	3	82	1-K07	461177-8	2c	16	1-D23
419513-7	3	20	1-H17	430112-3	2a	18	1-B21	460214-0	3	18	1-H15	461181-0	2b	2	1-C15
419514-5	3	20	1-H17	430114-9	2a	18	1-B21	460225-6	2c	24	1-E07	461189-3	2c	14	1-D21
	3	22	1-H19	430115-6	2a	10	1-B13		2c	28	1-E11	461190-1	2c	12	1-D19
419515-2	3	20	1-H17	430116-4	2a	2	1-B05	460232-2	2a	18	1-B21	461191-9	2c	12	1-D19
419537-6	2a	8	1-B11	430118-0	2a	10	1-B13	460233-0	2a	18	1-B21	461192-7	2c	14	1-D21
419539-2	2a	18	1-B21	430119-8	2a	6	1-B09	460282-7	9	30	4-F03	461214-9	2c	14	1-D21
419566-5	2a	16	1-B19	430121-4	2a	12	1-B15	460313-0	4	84	2-D15	461222-2	2c	14	1-D21
419580-6	2a	16	1-B19	430122-2	2a	8	1-B11	460331-2	2c	42	1-F01		2c	16	1-D23
419582-2	2a	16	1-B19	430123-0	4	4	2-A07	460361-9	2a	20	1-B23	461223-0	2c	14	1-D21
419639-0	2a	14	1-B17		4	6	2-A09	460364-3	2a	20	1-B23		2c	16	1-D23
419640-8	2a	14	1-B17	430124-8	4	4	2-A07	460428-6	4	86	2-D17	461225-5	3	18	1-H15
419643-2	2a	14	1-B17		4	6	2-A09	460429-4	2c	32	1-E15	461226-3	3	18	1-H15
419649-9	2a	8	1-B11	430125-5	2a	18	1-B21	460435-1	2c	2	1-D09		3	22	1-H19
419652-3	2a	14	1-B17	430131-3	2a	2	1-B05	460455-9	2a	10	1-B13	461231-3	2a	20	1-B23
419653-1	2a	14	1-B17	430132-1	2a	2	1-B05	460456-7	2a	10	1-B13	461233-9	2c	14	1-D21
419676-2	2b	4	1-C17	430133-9	2a	2	1-B05	460457-5	2a	10	1-B13	461234-7	2c	14	1-D21
419681-2	2a	12	1-B15	430134-7	2a	10	1-B13	460497-1	2c	32	1-E15	461248-7	2a	10	1-B13
419702-6	2a	14	1-B17	430144-6	2a	8	1-B11	460498-9	2c	12	1-D19	461258-6	2a	10	1-B13
419704-2	2c	2	1-D09	430145-3	2a	10	1-B13	460500-2	2c	12	1-D19	461260-2	2b	4	1-C17
419712-5	2c	2	1-D09	430146-1	3	14	1-H11	460530-9	2b	4	1-C17	461278-4	2d	6	1-G03
419735-6	2a	14	1-B17	430147-9	3	14	1-H11	460531-7	2b	4	1-C17		2d	10	1-G07
419738-0	2a	16	1-B19	430153-7	9	2	4-D23	460532-5	9	32	4-F05	461283-4	2d	6	1-G03
419744-8	2c	2	1-D09		9	4	4-E01	460584-6	9	18	4-E15		2d	8	1-G05
419749-7	2a	16	1-B19	430160-2	2a	12	1-B15	460585-3	9	8	4-E05	461285-9	2d	6	1-G03

Sida 9 Page — Nummerregister — Grupp 10a Group — Numerical register — 1975-12 — Sida 9 Page

Detalj nr Part No	Gr	Sida Page	Koord Grid	Detalj nr Part No	Gr	Sida Page	Koord Grid	Detalj nr Part No	Gr	Sida Page	Koord Grid	Detalj nr Part No	Gr	Sida Page	Koord Grid
461285-9	2d	10	1-G07	461537-3	2a	14	1-B17	463087-7	2a	10	1-B13	659225-7	6	16	2-J19
461288-3	2a	14	1-B17	461539-9	2a	14	1-B17	463088-5	2a	10	1-B13	659331-3	6	16	2-J19
461295-8	2a	16	1-B19	461541-5	2a	14	1-B17	463090-1	2a	8	1-B11	659357-8	9	2	4-D23
461314-7	4	4	2-A07	461557-1	2c	50	1-F09	463092-7	2a	8	1-B11		9	4	4-E01
	4	6	2-A09	461559-7	2c	14	1-D21	463096-8	2a	8	1-B11	659603-5	5	28	2-H13
461317-0	2a	12	1-B15	461560-5	2c	14	1-D21	463534-8	2a	8	1-B11	659654-8	8	18	3-A23
461320-4	3	14	1-H11	461565-4	2a	18	1-B21	463643-7	2a	8	1-B11	659655-5	5	24	2-H09
461322-0	6	22	2-K01	461567-0	3	4	1-H01	463658-5	2c	30	1-E13	659808-0	8	250	3-K15
461323-8	6	22	2-K01		3	12	1-H09		9	32	4-F05	659949-2	8	34	3-B15
461324-6	2a	8	1-B11	461573-8	2a	16	1-B19	463856-5	3	6	1-H03		8	42	3-B23
461325-3	2a	10	1-B13	461578-7	2a	16	1-B19		3	24	1-H21		8	48	3-C05
461327-9	2a	10	1-B13	461582-9	3	4	1-H01	464270-8	2c	50	1-F09		8	54	3-C11
461331-1	9	32	4-F05	461583-7	2c	14	1-D21	480651-9	3	18	1-H15	660651-1	5	30	2-H15
461333-7	2a	10	1-B13	461591-0	4	84	2-D15	591235-7	9	22	4-E19	661288-1	6	20	2-J23
461334-5	9	32	4-F05	461592-8	4	84	2-D15	633262-1	4	108	2-E15	661289-9	6	20	2-J23
461340-2	2a	14	1-B17	461594-4	4	86	2-D17	653238-6	5	38	2-H23	661567-8	8	58	3-C15
461342-8	2a	14	1-B17	461596-9	4	86	2-D17	653449-9	5	30	2-H15	661890-4	3	26	1-H23
461344-4	2a	14	1-B17	461597-7	2c	30	1-E13	653465-5	5	26	2-H11	661907-6	3	52	1-J01
461348-5	2c	44	1-F03	461600-9	2c	30	1-E13	653466-3	5	26	2-H11		3	54	1-J03
	2c	48	1-F07	461605-8	2c	30	1-E13		5	30	2-H15	661911-8	3	52	1-J01
461349-3	2c	44	1-F03	461606-6	2a	6	1-B09	653576-9	5	26	2-H11		3	54	1-J03
	2c	48	1-F07	461611-6	2c	12	1-D19		5	30	2-H15	661912-6	3	52	1-J01
461354-3	2c	12	1-D19	461613-2	6	22	2-K01	654105-6	6	12	2-J15	662014-0	4	92	2-D23
461356-8	2c	48	1-F07	461614-0	2c	30	1-E13	654106-4	6	12	2-J15		4	102	2-E09
	2c	50	1-F09	461618-1	2a	2	1-B05	654107-2	6	12	2-J15	662054-6	5	30	2-H15
	2c	54	1-F13		2a	22	1-C01	654333-4	9	24	4-E21		8	250	3-K15
461362-6	2c	44	1-F03	461621-5	2c	12	1-D19	654442-3	3	66	1-J15	662108-0	3	66	1-J15
461385-7	3	6	1-H03	461627-2	2c	16	1-D23		3	68	1-J17		3	74	1-J23
461386-5	2a	16	1-B19	461629-8	2c	14	1-D21	654980-2	5	26	2-H11	662292-2	4	16	2-A19
461387-3	2a	16	1-B19	461636-3	2a	16	1-B19		5	28	2-H13		4	18	2-A21
461395-6	2c	12	1-D19	461637-1	2a	12	1-B15		5	30	2-H15	662594-1	8	250	3-K15
461402-0	9	18	4-E15	461646-2	2b	6	1-C19	655532-0	8	32	3-B13	662710-3	8	36	3-B17
461405-3	9	18	4-E15	461655-3	2c	30	1-E13		8	42	3-B23	662711-1	4	48	2-C03
	9	22	4-E19	461659-5	2c	16	1-D23		8	82	3-D15		4	52	2-C07
461410-3	2c	14	1-D21	461665-2	2c	16	1-D23	656456-1	5	4	2-G13	662880-4	3	52	1-J01
461411-1	2c	46	1-F05	461666-0	2c	14	1-D21		5	6	2-G15	662988-5	5	30	2-H15
461412-9	2c	46	1-F05	461667-8	2a	18	1-B21		5	8	2-G17	663095-8	3	74	1-J23
461431-9	2c	48	1-F07	461670-2	2c	50	1-F09		5	10	2-G19	663130-3	6	12	2-J15
	2c	54	1-F13		2c	54	1-F13		5	12	2-G21	663151-9	4	50	2-C05
461432-7	2c	48	1-F07	461671-0	2b	2	1-C15		5	14	2-G23	663162-6	4	24	2-B03
	2c	50	1-F09	461674-4	2c	12	1-D19	656514-7	4	38	2-B17		4	50	2-C05
	2c	54	1-F13	462502-6	2c	30	1-E13	656517-0	4	26	2-B05	663417-4	4	6	2-A09
461441-8	2c	48	1-F07	462567-9	2c	14	1-D21		4	30	2-B09	663418-2	4	6	2-A09
	2c	50	1-F09	462568-7	2c	16	1-D23		4	34	2-B13	663497-6	2b	6	1-C19
461443-4	2c	48	1-F07	462581-0	2c	48	1-F07	656542-8	4	40	2-B19	663675-7	6	26	2-K05
	2c	50	1-F09		2c	50	1-F09		4	42	2-B21	663749-0	8	58	3-C15
461445-9	2c	14	1-D21	462582-8	2c	48	1-F07	656547-7	4	40	2-B19	664428-0	6	4	2-J07
	2c	16	1-D23		2c	50	1-F09		4	42	2-B21	664816-6	5	10	2-G19
	2c	48	1-F07	462621-4	2d	6	1-G03	656549-3	4	26	2-B05	664821-6	5	4	2-G13
	2c	50	1-F09		2d	10	1-G07		4	30	2-B09	664822-4	5	4	2-G13
461455-8	2a	10	1-B13	462637-0	2c	30	1-E13		4	34	2-B13	665254-9	4	6	2-A09
	6	22	2-K01	462645-3	2c	12	1-D19	656553-5	4	26	2-B05	665791-0	8	64	3-C21
461456-6	2c	48	1-F07	462648-7	2b	4	1-C17		4	30	2-B09	666143-3	2d	2	1-F23
	2c	54	1-F13	462655-2	2c	30	1-E13		4	32	2-B11		2d	6	1-G03
461458-2	9	32	4-F05	462663-6	2a	18	1-B21		4	34	2-B13		2d	8	1-G05
461459-0	9	32	4-F05	462689-1	2c	28	1-E11	656921-4	8	250	3-K15	666176-3	4	4	2-A07
461464-0	2c	30	1-E13	462743-6	3	14	1-H11	657010-5	8	46	3-C03		4	6	2-A09
461465-7	2c	30	1-E13	462744-4	3	14	1-H11		8	52	3-C09	666248-0	4	108	2-E15
461466-5	2c	30	1-E13	462764-2	3	4	1-H01	658322-3	5	30	2-H15	666249-8	4	108	2-E15
461467-3	9	32	4-F05	462765-9	3	4	1-H01	658326-4	5	30	2-H15	666250-6	4	108	2-E15
461480-6	2c	50	1-F09	462767-5	2b	4	1-C17	658327-2	5	30	2-H15	666407-2	2c	44	1-F03
461495-4	2c	16	1-D23	462808-7	2c	50	1-F09	658332-2	5	30	2-H15		2c	46	1-F05
461496-2	2c	16	1-D23	462826-9	2a	18	1-B21	658769-5	6	12	2-J15		2c	48	1-F07
461497-0	2c	16	1-D23	462863-2	2c	50	1-F09	658770-3	6	12	2-J15		2c	50	1-F09
461503-5	2c	16	1-D23	462893-9	3	14	1-H11	659219-0	6	16	2-J19		2c	54	1-F13
461517-5	2b	4	1-C17		3	22	1-H19	659220-8	6	16	2-J19	666408-0	2c	44	1-F03
461526-6	3	4	1-H01	462898-8	2c	50	1-F09	659221-6	6	16	2-J19		2c	46	1-F05
	3	10	1-H07	462905-1	2c	50	1-F09	659222-4	6	16	2-J19		2c	48	1-F07
461527-4	3	4	1-H01	462996-0	4	86	2-D17	659223-2	6	16	2-J19		2c	50	1-F09
	3	10	1-H07	463021-6	2a	8	1-B11	659224-0	6	16	2-J19		2c	54	1-F13

Sida 10 Page 1975-12 — Nummerregister — Grupp 10a Group — Numerical register — Sida 10 Page

Detalj nr Part No	Gr Gr	Sida Page	Koord Grid	Detalj nr Part No	Gr Gr	Sida Page	Koord Grid	Detalj nr Part No	Gr Gr	Sida Page	Koord Grid	Detalj nr Part No	Gr Gr	Sida Page	Koord Grid
666419-7	5	30	2-H15	671319-2	8	58	3-C15	672986-7	9	48	4-F21	675017-8	8	10	3-A15
666629-1	8	130	3-F15		8	66	3-C23	672995-8	3	70	1-J19	675076-4	4	96	2-E03
	8	134	3-F19	671328-3	8	216	3-J05		3	76	1-K01	675079-8	6	12	2-J15
	8	136	3-F21		8	222	3-J11	672997-4	9	48	4-F21	675085-5	6	26	2-K05
	8	140	3-G01		8	226	3-J15		9	52	4-G01		6	28	2-K07
	8	146	3-G07		8	242	3-K07	673050-1	9	38	4-F11	675157-2	8	16	3-A21
	8	152	3-G13	671422-4	8	4	3-A09		9	44	4-F17	675158-0	8	16	3-A21
	8	158	3-G19	671443-0	2c	44	1-F03	673053-5	9	38	4-F11	675159-8	8	16	3-A21
	8	164	3-H01	671444-8	6	2	2-J05	673057-6	9	38	4-F11	675160-6	8	16	3-A21
	8	170	3-H07	671593-2	4	50	2-C05	673058-4	9	38	4-F11	675161-4	8	16	3-A21
	8	174	3-H11	671603-9	4	50	2-C05		9	44	4-F17	675162-2	8	16	3-A21
	8	176	3-H13	671688-0	4	50	2-C05	673105-3	3	66	1-J15	675163-0	8	16	3-A21
	8	180	3-H17	671723-5	3	56	1-J05	673106-1	3	66	1-J15	675164-8	8	16	3-A21
	8	186	3-H23	671822-5	2c	44	1-F03	673107-9	3	68	1-J17	675165-5	8	16	3-A21
	8	192	3-I05	671842-3	2a	2	1-B05	673108-7	3	68	1-J17	675166-3	8	16	3-A21
	8	196	3-I09	671921-5	3	44	1-I17	673110-3	3	66	1-J15	675167-1	8	16	3-A21
	8	200	3-I13		9	12	4-E09	673162-4	9	38	4-F11	675168-9	8	16	3-A21
	8	204	3-I17		9	14	4-E11		9	44	4-F17	675210-9	4	94	2-E01
	8	208	3-I21	671922-3	3	44	1-I17		9	48	4-F21	675228-1	2c	4	1-D11
	8	214	3-J03	671923-1	3	44	1-I17		9	52	4-G01	675235-6	5	38	2-H23
	8	250	3-K15	671924-9	3	44	1-I17	673184-8	8	34	3-B15	675244-8	8	12	3-A17
666756-2	3	84	1-K09	671984-3	9	12	4-E09		8	48	3-C05	675245-5	8	12	3-A17
667075-6	3	46	1-I19		9	14	4-E11	673185-5	8	34	3-B15	675247-1	6	12	2-J15
	9	2	4-D23	671985-0	9	12	4-E09		8	48	3-C05	675253-9	6	12	2-J15
	9	4	4-E01		9	14	4-E11	673225-9	3	68	1-J17	675255-4	8	14	3-A19
667208-3	3	38	1-I11	672015-5	8	220	3-J09	673232-5	8	220	3-J09	675256-2	8	14	3-A19
667407-1	3	70	1-J19		8	244	3-K09		8	224	3-J13	675266-1	4	96	2-E03
	3	76	1-K01	672016-3	8	220	3-J09		8	226	3-J15	675274-5	6	10	2-J13
667516-9	2c	46	1-F05		8	244	3-K09		8	244	3-K09	675294-3	6	20	2-J23
	2c	48	1-F07	672017-1	8	220	3-J09	673233-3	2b	6	1-C19	675317-2	4	94	2-E01
	2c	50	1-F09		8	244	3-K09	673235-8	4	22	2-B01	675359-4	5	4	2-G13
	2c	54	1-F13	672018-9	8	220	3-J09		4	48	2-C03		5	6	2-G15
667538-3	3	70	1-J19		8	244	3-K09	673244-0	3	34	1-I07	675360-2	5	4	2-G13
	3	78	1-K03	672020-5	8	220	3-J09	673251-5	8	80	3-D13		5	6	2-G15
667575-5	8	46	3-C03		8	244	3-K09	673262-2	8	36	3-B17	675384-2	4	94	2-E01
	8	52	3-C09	672021-3	8	220	3-J09	673380-2	3	68	1-J17	675393-3	5	26	2-H11
667616-7	3	28	1-I01		8	244	3-K09	673381-0	3	68	1-J17	675398-2	5	26	2-H11
667791-8	6	10	2-J13	672075-9	8	236	3-K01	673385-1	3	68	1-J17	675399-0	5	26	2-H11
667792-6	6	10	2-J13		9	38	4-F11	673386-9	3	68	1-J17	675404-8	5	24	2-H09
667876-7	3	52	1-J01		9	40	4-F13	673387-7	3	68	1-J17	675414-7	5	26	2-H11
667889-0	5	24	2-H09		9	48	4-F21	673388-5	3	68	1-J17	675415-4	5	26	2-H11
667969-0	8	236	3-K01		9	50	4-F23	673424-8	3	56	1-J05	675433-7	8	18	3-A23
	8	238	3-K03		9	52	4-G01	673519-5	6	32	2-K11	675445-1	8	14	3-A19
	8	242	3-K07	672172-4	8	118	3-F03	673520-3	6	32	2-K11	675451-9	8	12	3-A17
669102-6	3	70	1-J19		8	122	3-F07	673521-1	6	32	2-K11	675453-5	8	12	3-A17
	3	76	1-K01	672226-8	4	94	2-E01	673523-7	6	32	2-K11	675454-3	6	2	2-J05
	3	78	1-K03	672357-1	8	120	3-F05	673524-5	6	32	2-K11	675458-4	8	10	3-A15
669843-5	5	38	2-H23		8	124	3-F09	673530-2	6	32	2-K11	675459-2	8	14	3-A19
669933-4	8	216	3-J05	672481-9	8	34	3-B15	673531-0	6	32	2-K11	675460-0	8	14	3-A19
	8	242	3-K07	672586-5	3	84	1-K09	673533-6	6	32	2-K11	675471-7	8	10	3-A15
670074-4	2a	10	1-B13	672599-8	3	72	1-J21	673534-4	6	32	2-K11	675472-5	8	14	3-A19
670078-5	2a	10	1-B13		3	78	1-K03	673541-9	8	34	3-B15	675473-3	8	14	3-A19
670201-3	5	20	2-H05		3	98	1-K23		8	48	3-C05	675482-4	8	30	3-B11
670419-1	8	86	3-D19	672616-0	4	94	2-E01	673544-3	3	56	1-J05		8	46	3-C03
670420-9	6	20	2-J23	672629-3	3	56	1-J05	673545-0	3	56	1-J05	675483-2	8	30	3-B11
670432-4	2c	44	1-F03	672631-9	3	56	1-J05	673563-3	5	38	2-H23		8	46	3-C03
670506-5	3	82	1-K07		3	58	1-J07	673580-7	3	6	1-H03	675484-0	8	30	3-B11
670566-9	8	86	3-D19		3	60	1-J09	673647-4	2c	2	1-D09		8	46	3-C03
670567-7	5	4	2-G13	672740-8	2b	2	1-C15		2c	16	1-D23	675485-7	8	30	3-B11
670876-2	5	30	2-H15		2b	4	1-C17	673648-2	2c	2	1-D09		8	46	3-C03
670884-6	4	50	2-C05	672785-3	6	20	2-J23	673766-2	5	16	2-H01	675491-5	8	30	3-B11
670983-6	8	222	3-J11	672786-1	6	30	2-K09		5	32	2-H17		8	46	3-C03
671038-8	4	50	2-C05	672818-2	9	38	4-F11	673875-1	6	18	2-J21	675492-3	8	36	3-B17
671086-7	3	40	1-I13		9	42	4-F15	673877-7	6	16	2-J19	675493-1	8	36	3-B17
671114-7	8	216	3-J05		9	44	4-F17	673878-5	6	16	2-J19	675505-2	2c	4	1-D11
	8	242	3-K07		9	46	4-F19	673879-3	6	16	2-J19		2c	22	1-E05
671143-6	9	40	4-F13		9	48	4-F21	673884-3	6	18	2-J21	675506-0	2c	4	1-D11
671226-9	8	216	3-J05		9	52	4-G01	673937-9	9	40	4-F13		2c	22	1-E05
671261-6	8	250	3-K15	672868-7	9	48	4-F21	673989-0	2b	6	1-C19	675507-8	2c	4	1-D11
671319-2	8	32	3-B13	672910-7	3	82	1-K07	675010-3	8	10	3-A15		2c	22	1-E05

Sida 11 Page — Nummerregister — Grupp 10a Group — Numerical register — 1975-12 — Sida 11 Page

Detalj nr Part No	Gr Gr	Sida Page	Koord Grid
675508-6	2c	4	1-D11
	2c	22	1-E05
675515-1	2c	4	1-D11
	2c	22	1-E05
675522-7	2c	4	1-D11
	2c	22	1-E05
675523-5	5	38	2-H23
675529-2	4	6	2-A09
675553-2	8	32	3-B13
	8	40	3-B21
	8	46	3-C03
	8	52	3-C09
675554-0	8	32	3-B13
	8	40	3-B21
	8	48	3-C05
	8	52	3-C09
675555-7	4	4	2-A07
	4	6	2-A09
	5	38	2-H23
675557-3	8	12	3-A17
675558-1	8	12	3-A17
675562-3	5	26	2-H11
675583-9	8	38	3-B19
675585-4	8	50	3-C07
675586-2	8	50	3-C07
675594-6	8	24	3-B05
675595-3	8	24	3-B05
675610-0	8	36	3-B17
675611-8	8	36	3-B17
675621-7	8	32	3-B13
675622-5	8	32	3-B13
675626-6	9	12	4-E09
	9	14	4-E11
675642-3	9	2	4-D23
675657-1	8	4	3-A09
675658-9	8	4	3-A09
675659-7	8	34	3-B15
675660-5	8	34	3-B15
675661-3	8	56	3-C13
675677-9	9	12	4-E09
675678-7	9	12	4-E09
675679-5	2d	2	1-F23
	2d	6	1-G03
675683-7	2d	2	1-F23
	2d	6	1-G03
675689-4	2d	2	1-F23
675690-2	2d	2	1-F23
675692-8	2d	2	1-F23
	2d	6	1-G03
675696-9	8	24	3-B05
675697-7	8	24	3-B05
675700-9	8	30	3-B11
	8	40	3-B21
675701-7	8	30	3-B11
	8	40	3-B21
675741-3	8	30	3-B11
675742-1	8	46	3-C03
675743-9	8	14	3-A19
675744-7	8	14	3-A19
675750-4	8	24	3-B05
675751-2	8	24	3-B05
675752-0	8	34	3-B15
675755-3	8	34	3-B15
675756-1	8	34	3-B15
675763-7	8	34	3-B15
675764-5	8	34	3-B15
675765-2	8	50	3-C07
675766-0	8	50	3-C07
675769-4	8	56	3-C13
675778-5	4	92	2-D23
675781-9	8	18	3-A23
675783-5	8	32	3-B13
675784-3	8	32	3-B13
675785-0	8	48	3-C05
675786-8	8	48	3-C05
675807-2	4	94	2-E01
	4	102	2-E09
675814-8	4	96	2-E03
675815-5	4	96	2-E03
675825-4	8	12	3-A17
675826-2	8	12	3-A17
675827-0	8	14	3-A19
675828-8	8	14	3-A19
675848-6	8	8	3-A13
675849-4	8	8	3-A13
675850-2	4	94	2-E01
675854-4	8	14	3-A19
675858-5	8	18	3-A23
675867-6	8	84	3-D17
	8	88	3-D21
675868-4	8	84	3-D17
	8	88	3-D21
675869-2	8	84	3-D17
	8	88	3-D21
675874-2	4	96	2-E03
675887-4	8	86	3-D19
675888-2	8	36	3-B17
675892-4	8	8	3-A13
675898-1	4	14	2-A17
	4	18	2-A21
	4	22	2-B01
	4	48	2-C03
675899-9	4	16	2-A19
	4	18	2-A21
675902-1	8	58	3-C15
675903-9	8	56	3-C13
675904-7	8	56	3-C13
675906-2	8	56	3-C13
675914-6	5	24	2-H09
675915-3	5	26	2-H11
675916-1	5	26	2-H11
675927-8	8	32	3-B13
675928-6	8	32	3-B13
675936-9	8	14	3-A19
675937-7	8	2	3-A07
675938-5	8	2	3-A07
675947-6	3	70	1-J19
675948-4	5	26	2-H11
	5	30	2-H15
675949-2	8	8	3-A13
675950-0	8	8	3-A13
675958-3	8	18	3-A23
675960-9	6	20	2-J23
675965-8	8	30	3-B11
	8	40	3-B21
	8	46	3-C03
	8	52	3-C09
675972-4	8	12	3-A17
675973-2	8	12	3-A17
675983-1	8	10	3-A15
675987-2	9	12	4-E09
675988-0	9	2	4-D23
675999-7	9	12	4-E09
	9	14	4-E11
676010-2	9	12	4-E09
	9	14	4-E11
676027-6	8	8	3-A13
676033-4	9	2	4-D23
	9	4	4-E01
676034-2	8	14	3-A19
676035-9	8	14	3-A19
676036-7	8	62	3-C19
676037-5	8	62	3-C19
676054-0	8	18	3-A23
676065-6	8	18	3-A23
676076-3	8	12	3-A17
676077-1	8	12	3-A17
676082-1	8	18	3-A23
	8	24	3-B05
	8	28	3-B09
	8	56	3-C13
676092-0	8	12	3-A17
676093-8	8	12	3-A17
676109-2	3	26	1-H23
676111-8	3	26	1-H23
676135-7	8	14	3-A19
676154-8	8	8	3-A13
676159-7	8	12	3-A17
676160-5	8	12	3-A17
676168-8	8	50	3-C07
676169-6	8	50	3-C07
676171-2	8	50	3-C07
676172-0	8	50	3-C07
676173-8	8	50	3-C07
676174-6	8	50	3-C07
676175-3	8	50	3-C07
676176-1	8	50	3-C07
676184-5	2c	46	1-F05
676185-2	3	42	1-I15
	3	52	1-J01
	3	54	1-J03
676188-6	3	42	1-I15
	3	52	1-J01
676189-4	3	42	1-I15
676191-0	3	42	1-I15
676215-7	8	34	3-B15
	8	48	3-C05
676220-7	3	40	1-I13
676221-5	3	40	1-I13
676222-3	3	40	1-I13
676223-1	3	40	1-I13
676224-9	3	40	1-I13
676234-8	9	12	4-E09
676241-3	8	96	3-E05
676242-1	8	96	3-E05
676264-5	8	96	3-E05
	8	98	3-E07
676265-2	8	96	3-E05
	8	98	3-E07
676266-0	8	50	3-C07
676268-6	8	50	3-C07
676273-6	4	48	2-C03
	4	52	2-C07
676301-5	8	250	3-K15
676317-1	6	4	2-J07
676337-9	8	78	3-D11
676344-5	8	86	3-D19
	8	90	3-D23
676345-2	8	86	3-D19
	8	90	3-D23
676357-7	9	2	4-D23
676364-3	4	92	2-D23
	4	102	2-E09
	6	2	2-J05
676365-0	8	34	3-B15
	8	42	3-B23
676366-8	8	48	3-C05
	8	54	3-C11
676383-3	8	34	3-B15
	8	48	3-C05
676405-4	8	6	3-A11
676416-1	9	48	4-F21
	9	52	4-G01
676446-8	8	36	3-B17
676452-6	8	250	3-K15
676453-4	8	250	3-K15
676454-2	9	38	4-F11
676517-6	9	24	4-E21
676518-4	9	24	4-E21
676521-8	9	24	4-E21
676522-6	9	24	4-E21
676526-7	4	6	2-A09
	5	38	2-H23
676553-1	2b	6	1-C19
676574-7	8	30	3-B11
	8	40	3-B21
	8	46	3-C03
	8	52	3-C09
676611-7	2c	44	1-F03
676615-8	5	26	2-H11
676616-6	5	26	2-H11
676623-2	8	34	3-B15
	8	48	3-C05
676637-2	8	30	3-B11
	8	40	3-B21
676662-0	3	42	1-I15
	3	44	1-I17
676667-9	9	2	4-D23
	9	24	4-E21
676668-7	8	58	3-C15
676675-2	8	34	3-B15
676687-7	8	46	3-C03
676688-5	8	50	3-C07
676689-3	8	50	3-C07
676690-1	8	46	3-C03
	8	52	3-C09
676696-8	3	82	1-K07
676766-9	3	42	1-I15
	3	44	1-I17
676770-1	8	24	3-B05
676771-9	8	24	3-B05
676783-4	8	38	3-B19
676784-2	8	38	3-B19
676785-9	8	38	3-B19
676791-7	8	34	3-B15
	8	48	3-C05
	8	50	3-C07
676800-6	3	32	1-I05
676801-4	3	32	1-I05
676806-3	9	12	4-E09
676812-1	5	8	2-G17
	5	10	2-G19
	5	12	2-G21
676851-9	8	96	3-E05
676863-4	8	24	3-B05
676910-3	8	58	3-C15
676911-1	8	58	3-C15
676912-9	2c	4	1-D11
676915-2	4	96	2-E03
676926-9	8	58	3-C15
676993-9	8	2	3-A07
676995-4	2d	12	1-G09
	8	30	3-B11
	8	40	3-B21
	8	46	3-C03
	8	50	3-C07
	8	52	3-C09
	8	242	3-K07

Sida 12 Page 1975-12

Nummerregister

Grupp 10a Group

Numerical register

Sida 12 Page

Detalj nr Part No	Gr Gr	Sida Page	Koord Grid
677003-6	8	132	3-F17
	8	134	3-F19
	8	138	3-F23
	8	144	3-G05
	8	150	3-G11
	8	156	3-G17
	8	162	3-G23
	8	166	3-H03
	8	168	3-H05
	8	172	3-H09
	8	178	3-H15
	8	184	3-H21
	8	190	3-I03
	8	194	3-I07
	8	198	3-I11
	8	200	3-I13
	8	202	3-I15
	8	206	3-I19
	8	212	3-J01
677011-9	5	38	2-H23
677055-6	8	58	3-C15
	8	250	3-K15
677056-4	4	4	2-A07
677057-2	6	12	2-J15
677061-4	8	78	3-D11
677065-5	8	30	3-B11
	8	46	3-C03
677067-1	8	8	3-A13
677097-8	3	56	1-J05
677099-4	3	56	1-J05
677102-6	9	24	4-E21
677118-2	8	2	3-A07
677127-3	8	8	3-A13
677129-9	8	8	3-A13
677130-7	8	8	3-A13
677133-1	8	30	3-B11
	8	40	3-B21
	8	46	3-C03
	8	52	3-C09
677134-9	8	30	3-B11
	8	40	3-B21
	8	46	3-C03
	8	52	3-C09
677140-6	8	38	3-B19
677147-1	8	38	3-B19
677148-9	8	38	3-B19
677153-9	8	64	3-C21
677156-2	8	80	3-D13
677160-4	8	80	3-D13
677182-8	8	64	3-C21
677195-0	8	38	3-B19
	8	50	3-C07
677198-4	4	4	2-A07
	4	6	2-A09
677204-0	8	66	3-C23
677208-1	3	98	1-K23
677209-9	9	2	4-D23
677214-9	2d	12	1-G09
677215-6	2d	12	1-G09
677218-0	5	24	2-H09
677223-0	8	32	3-B13
	8	40	3-B21
	8	48	3-C05
	8	52	3-C09
677227-1	4	50	2-C05
677232-1	8	250	3-K15
677233-9	8	250	3-K15
677234-7	8	232	3-J21
	8	242	3-K07
677235-4	8	232	3-J21
677235-4	8	242	3-K07
677239-6	8	232	3-J21
	8	242	3-K07
677240-4	8	232	3-J21
	8	242	3-K07
677252-9	4	96	2-E03
	4	102	2-E09
677261-0	8	64	3-C21
677268-5	8	232	3-J21
677269-3	8	232	3-J21
677277-6	8	232	3-J21
	8	242	3-K07
677280-0	8	232	3-J21
677281-8	8	232	3-J21
677282-6	6	2	2-J05
677284-2	4	94	2-E01
677291-7	3	104	1-L05
677292-5	3	72	1-J21
	3	74	1-J23
	3	84	1-K09
	9	24	4-E21
	9	56	4-G05
677337-8	2d	8	1-G05
	8	250	3-K15
677416-0	3	66	1-J15
677430-1	3	32	1-I05
	3	36	1-I09
677436-8	6	2	2-J05
677438-4	5	4	2-G13
677440-0	3	68	1-J17
677445-9	3	88	1-K13
677447-5	3	88	1-K13
677448-3	3	88	1-K13
	3	90	1-K15
677451-7	3	90	1-K15
677452-5	3	84	1-K09
677454-1	3	84	1-K09
677456-6	3	32	1-I05
677472-3	8	64	3-C21
677478-0	8	64	3-C21
677479-8	3	70	1-J19
677482-2	5	24	2-H09
677483-0	5	24	2-H09
677491-3	9	2	4-D23
	9	4	4-E01
677517-5	8	136	3-F21
	8	140	3-G01
	8	146	3-G07
	8	152	3-G13
	8	158	3-G19
	8	164	3-H01
	8	170	3-H07
	8	176	3-H13
	8	180	3-H17
	8	186	3-H23
	8	192	3-I05
	8	196	3-I09
	8	208	3-I21
	8	214	3-J03
677525-8	5	24	2-H09
	5	28	2-H13
677528-2	5	24	2-H09
	5	28	2-H13
677529-0	5	24	2-H09
677530-8	5	24	2-H09
677535-7	8	84	3-D17
	8	88	3-D21
677537-3	8	84	3-D17
	8	88	3-D21
677538-1	8	84	3-D17
677538-1	8	88	3-D21
677540-7	5	20	2-H05
677549-8	3	102	1-L03
677561-3	6	12	2-J15
677562-1	5	24	2-H09
677563-9	5	24	2-H09
677564-7	4	48	2-C03
677571-2	8	18	3-A23
677588-6	5	16	2-H01
677589-4	5	16	2-H01
677598-5	8	64	3-C21
677603-3	8	64	3-C21
677610-8	5	20	2-H05
677616-5	3	32	1-I05
	3	34	1-I07
677617-3	3	32	1-I05
677656-1	8	216	3-J05
677661-1	4	50	2-C05
677663-7	4	50	2-C05
677672-8	8	32	3-B13
677673-6	8	56	3-C13
677701-5	3	32	1-I05
677702-3	3	32	1-I05
677717-1	3	66	1-J15
	3	68	1-J17
	3	72	1-J21
677723-9	8	118	3-F03
	8	120	3-F05
	8	124	3-F09
677724-7	8	86	3-D19
677736-1	5	24	2-H09
677746-0	3	32	1-I05
677755-1	8	218	3-J07
	8	222	3-J11
677756-9	8	218	3-J07
	8	224	3-J13
677757-7	8	218	3-J07
677761-9	8	218	3-J07
677763-5	8	218	3-J07
677769-2	8	218	3-J07
	8	222	3-J11
677770-0	8	232	3-J21
677771-8	8	218	3-J07
	8	224	3-J13
677772-6	8	218	3-J07
677776-7	8	218	3-J07
	8	222	3-J11
677778-3	8	218	3-J07
677788-2	8	216	3-J05
677794-0	8	218	3-J07
	8	224	3-J13
677795-7	8	218	3-J07
	8	224	3-J13
677796-5	3	68	1-J17
677808-8	4	50	2-C05
677814-6	8	118	3-F03
	8	120	3-F05
	8	124	3-F09
677818-7	8	218	3-J07
	8	224	3-J13
677819-5	8	48	3-C05
	8	52	3-C09
677835-1	8	246	3-K11
677837-7	5	24	2-H09
677843-5	3	68	1-J17
677844-3	3	66	1-J15
677845-0	3	66	1-J15
677849-2	3	104	1-L05
677850-0	5	24	2-H09
677858-3	3	66	1-J15
677891-4	8	64	3-C21
677920-1	4	48	2-C03
677921-9	4	48	2-C03
677932-6	8	38	3-B19
	8	42	3-B23
	8	50	3-C07
	8	54	3-C11
677937-5	8	36	3-B17
	8	42	3-B23
	8	50	3-C07
	8	54	3-C11
677938-3	8	38	3-B19
	8	42	3-B23
	8	50	3-C07
	8	54	3-C11
677950-8	8	134	3-F19
	8	138	3-F23
	8	144	3-G05
	8	150	3-G11
	8	156	3-G17
	8	162	3-G23
	8	168	3-H05
	8	172	3-H09
	8	174	3-H11
	8	178	3-H15
	8	184	3-H21
	8	206	3-I19
	8	208	3-I21
	8	212	3-J01
677968-0	8	222	3-J11
677972-2	4	48	2-C03
677979-7	8	58	3-C15
677980-5	2c	10	1-D17
	5	20	2-H05
677984-7	3	42	1-I15
677985-4	3	42	1-I15
677986-2	3	42	1-I15
677987-0	3	42	1-I15
	3	44	1-I17
678026-6	8	12	3-A17
678050-6	5	22	2-H07
678052-2	5	22	2-H07
678062-1	3	88	1-K13
	3	90	1-K15
678065-4	3	88	1-K13
	3	90	1-K15
678072-0	8	10	3-A15
678073-8	8	10	3-A15
678093-6	8	112	3-E21
	8	120	3-F05
	8	124	3-F09
	8	128	3-F13
678094-4	8	112	3-E21
	8	120	3-F05
	8	124	3-F09
	8	128	3-F13
678096-9	8	134	3-F19
	8	138	3-F23
	8	144	3-G05
	8	150	3-G11
	8	156	3-G17
	8	162	3-G23
	8	168	3-H05
	8	172	3-H09
	8	174	3-H11
	8	178	3-H15
	8	184	3-H21
	8	206	3-I19
	8	208	3-I21
	8	212	3-J01

Sida 13 Page — Nummerregister — Grupp 10a Group — Numerical register — 1975-12 — Sida 13 Page

Detalj nr Part No	Gr Gr	Sida Page	Koord Grid	Detalj nr Part No	Gr Gr	Sida Page	Koord Grid	Detalj nr Part No	Gr Gr	Sida Page	Koord Grid	Detalj nr Part No	Gr Gr	Sida Page	Koord Grid
678141-3	5	4	2-G13	678238-7	2c	20	1-E03	678796-4	8	216	3-J05	679005-9	8	4	3-A09
	5	8	2-G17		8	134	3-F19		8	242	3-K07	679006-7	3	6	1-H03
678142-1	5	4	2-G13		8	140	3-G01	678804-6	4	48	2-C03	679015-8	8	86	3-D19
678143-9	5	4	2-G13		8	146	3-G07	678806-1	4	50	2-C05	679016-6	8	84	3-D17
	5	8	2-G17		8	152	3-G13	678809-5	6	2	2-J05		8	88	3-D21
678144-7	5	4	2-G13		8	158	3-G19	678810-3	6	2	2-J05	679022-4	8	96	3-E05
	5	8	2-G17		8	162	3-G23	678821-0	8	8	3-A13	679026-5	8	96	3-E05
678145-4	5	8	2-G17		8	170	3-H07	678822-8	8	8	3-A13	679027-3	8	96	3-E05
	5	10	2-G19		8	174	3-H11	678824-4	4	88	2-D19	679028-1	8	96	3-E05
678146-2	5	8	2-G17		8	180	3-H17	678825-1	4	88	2-D19		8	98	3-E07
	5	10	2-G19		8	186	3-H23	678852-5	4	88	2-D19	679029-9	8	96	3-E05
678147-0	5	8	2-G17		8	192	3-I05		4	90	2-D21		8	98	3-E07
	5	10	2-G19		8	196	3-I09	678853-3	4	88	2-D19	679030-7	8	66	3-C23
678155-3	5	4	2-G13		8	200	3-I13		4	90	2-D21	679034-9	8	4	3-A09
	5	8	2-G17		8	204	3-I17	678854-1	4	88	2-D19	679041-4	8	8	3-A13
	5	10	2-G19		8	208	3-I21		4	90	2-D21	679043-0	4	22	2-B01
678167-8	8	66	3-C23		8	214	3-J03	678860-8	8	236	3-K01	679046-3	4	24	2-B03
678168-6	8	66	3-C23	678261-9	8	216	3-J05		8	238	3-K03	679047-1	4	24	2-B03
678176-9	8	66	3-C23	678272-6	4	50	2-C05		8	242	3-K07	679048-9	4	24	2-B03
678198-3	8	132	3-F17	678274-2	8	136	3-F21	678880-6	8	8	3-A13	679049-7	4	22	2-B01
	8	138	3-F23		8	140	3-G01	678881-4	8	8	3-A13	679050-5	4	22	2-B01
	8	144	3-G05		8	146	3-G07	678887-1	4	92	2-D23	679051-3	4	24	2-B03
	8	150	3-G11		8	152	3-G13	678899-6	6	12	2-J15	679052-1	4	22	2-B01
	8	156	3-G17		8	158	3-G19	678907-7	6	12	2-J15	679053-9	4	24	2-B03
	8	162	3-G23		8	164	3-H01	678919-2	8	8	3-A13	679054-7	4	22	2-B01
	8	166	3-H03		8	170	3-H07	678920-0	5	16	2-H01	679060-4	8	84	3-D17
	8	172	3-H09		8	174	3-H11		5	34	2-H19		8	88	3-D21
	8	178	3-H15		8	180	3-H17	678921-8	5	16	2-H01	679063-8	3	26	1-H23
	8	184	3-H21		8	186	3-H23		5	32	2-H17	679064-6	3	26	1-H23
	8	206	3-I19		8	192	3-I05	678922-6	5	20	2-H05	679065-3	3	26	1-H23
	8	212	3-J01		8	196	3-I09	678923-4	5	20	2-H05	679066-1	3	26	1-H23
678199-1	8	134	3-F19		8	208	3-I21	678927-5	6	2	2-J05	679069-5	3	26	1-H23
	8	138	3-F23		8	214	3-J03	678928-3	6	2	2-J05	679081-0	2b	4	1-C17
	8	144	3-G05	678279-1	8	66	3-C23	678929-1	6	20	2-J23	679082-8	2b	4	1-C17
	8	150	3-G11	678313-8	8	248	3-K13	678930-9	6	20	2-J23	679088-5	4	48	2-C03
	8	156	3-G17	678327-8	8	242	3-K07	678933-3	6	20	2-J23	679089-3	4	50	2-C05
	8	162	3-G23	678347-6	3	104	1-L05	678934-1	6	20	2-J23	679106-5	2c	44	1-F03
	8	168	3-H05	678365-8	4	50	2-C05	678936-6	4	14	2-A17	679108-1	2c	44	1-F03
	8	172	3-H09	678371-6	8	218	3-J07		4	18	2-A21	679111-5	2c	46	1-F05
	8	178	3-H15		8	222	3-J11		4	22	2-B01	679113-1	2c	46	1-F05
	8	184	3-H21	678373-2	5	24	2-H09	678937-4	6	4	2-J07	679116-4	2c	46	1-F05
	8	208	3-I21	678396-3	6	12	2-J15	678943-2	8	112	3-E21	679131-3	9	2	4-D23
	8	212	3-J01	678446-6	8	4	3-A09	678944-0	8	112	3-E21		9	4	4-E01
678201-5	8	132	3-F17	678529-9	3	38	1-I11	678945-7	8	110	3-E19	679134-7	2d	2	1-F23
	8	134	3-F19	678531-5	8	38	3-B19	678946-5	8	110	3-E19		2d	6	1-G03
	8	138	3-F23		8	42	3-B23	678947-3	8	108	3-E17	679148-7	4	4	2-A07
	8	144	3-G05		8	50	3-C07	678948-1	8	108	3-E17	679149-5	4	6	2-A09
	8	150	3-G11		8	54	3-C11	678949-9	8	108	3-E17	679150-3	4	4	2-A07
	8	156	3-G17	678534-9	2a	4	1-B07	678950-7	8	108	3-E17	679152-9	4	4	2-A07
	8	162	3-G23	678535-6	2a	4	1-B07	678961-4	8	80	3-D13	679154-5	4	6	2-A09
	8	168	3-H05	678544-8	8	242	3-K07	678966-3	5	38	2-H23		4	10	2-A13
	8	172	3-H09	678545-5	8	242	3-K07	678967-1	5	38	2-H23	679155-2	4	8	2-A11
	8	178	3-H15	678547-1	8	242	3-K07	678969-7	5	38	2-H23		4	12	2-A15
	8	184	3-H21	678558-8	8	8	3-A13	678973-9	5	38	2-H23	679156-0	4	8	2-A11
	8	206	3-I19	678559-6	8	8	3-A13	678975-4	5	38	2-H23	679158-6	5	38	2-H23
	8	208	3-I21	678577-8	8	36	3-B17	678976-2	5	38	2-H23	679161-0	8	58	3-C15
	8	212	3-J01	678600-8	8	8	3-A13	678978-8	5	40	2-I01	679174-3	8	242	3-K07
678218-9	8	216	3-J05	678604-0	8	8	3-A13	678982-0	5	38	2-H23	679207-1	6	30	2-K09
	8	222	3-J11	678670-1	2c	4	1-D11	678985-3	4	4	2-A07	679208-9	6	26	2-K05
	8	226	3-J15	678688-3	8	66	3-C23		4	8	2-A11		6	28	2-K07
	8	242	3-K07	678695-8	8	8	3-A13	678986-1	4	4	2-A07	679246-9	6	30	2-K09
678222-1	8	216	3-J05	678696-6	8	8	3-A13		4	8	2-A11	679247-7	6	30	2-K09
	8	222	3-J11	678707-1	8	216	3-J05	678987-9	4	4	2-A07	679248-5	6	30	2-K09
	8	226	3-J15	678716-2	8	218	3-J07	678990-3	4	4	2-A07	679258-4	9	12	4-E09
	8	242	3-K07		8	224	3-J13	678993-7	8	2	3-A07		9	14	4-E11
678228-8	8	14	3-A19	678742-8	8	242	3-K07	678994-5	4	88	2-D19	679262-6	6	8	2-J11
678229-6	8	14	3-A19	678767-5	8	216	3-J05	678995-2	4	88	2-D19	679264-2	8	10	3-A15
678230-4	9	24	4-E21	678790-7	4	94	2-E01	679002-6	8	66	3-C23	679268-3	8	4	3-A09
678237-9	5	16	2-H01	678793-1	3	32	1-I05	679003-4	8	66	3-C23	679269-1	8	4	3-A09
678238-7	2c	6	1-D13	678794-9	3	32	1-I05	679004-2	8	4	3-A09	679273-3	3	26	1-H23

Sida 14 Page 1975-12

Nummerregister

Grupp 10a Group

Numerical register

Sida 14 Page

Detalj nr Part No	Gr Gr	Sida Page	Koord Grid	Detalj nr Part No	Gr Gr	Sida Page	Koord Grid	Detalj nr Part No	Gr Gr	Sida Page	Koord Grid	Detalj nr Part No	Gr Gr	Sida Page	Koord Grid
679274-1	8	116	3-F01	679670-0	5	38	2-H23	679979-5	8	90	3-D23	680196-3	3	66	1-J15
	8	120	3-F05	679678-3	8	4	3-A09	679988-6	8	34	3-B15	680200-3	8	66	3-C23
	8	124	3-F09	679679-1	8	4	3-A09	679989-4	8	34	3-B15	680214-4	8	12	3-A17
	8	128	3-F13	679685-8	8	216	3-J05	680003-1	6	2	2-J05	680215-1	8	12	3-A17
679275-8	8	116	3-F01		8	222	3-J11		6	14	2-J17	680218-5	6	10	2-J13
	8	120	3-F05		8	226	3-J15	680004-9	6	2	2-J05	680219-3	6	26	2-K05
	8	124	3-F09	679686-6	8	216	3-J05		6	14	2-J17	680220-1	6	26	2-K05
	8	128	3-F13	679687-4	6	2	2-J05	680009-8	8	36	3-B17	680224-3	8	108	3-E17
679276-6	2b	2	1-C15		6	16	2-J19	680010-6	8	36	3-B17		8	120	3-F05
679279-0	8	114	3-E23	679688-2	6	22	2-K01	680011-4	2d	12	1-G09	680243-3	4	16	2-A19
679285-7	8	114	3-E23		6	24	2-K03		3	62	1-J11	680245-8	8	10	3-A15
679287-3	8	114	3-E23	679689-0	6	22	2-K01		3	64	1-J13	680262-3	8	84	3-D17
679290-7	6	20	2-J23		6	24	2-K03	680019-7	8	56	3-C13		8	88	3-D21
679291-5	6	20	2-J23	679690-8	6	22	2-K01	680020-5	8	56	3-C13	680263-1	8	84	3-D17
679292-3	6	20	2-J23	679704-7	4	48	2-C03	680022-1	8	34	3-B15		8	88	3-D21
679293-1	6	20	2-J23	679705-4	6	6	2-J09		8	48	3-C05	680264-9	8	84	3-D17
679305-3	3	52	1-J01	679718-7	8	12	3-A17	680033-8	8	80	3-D13		8	88	3-D21
679306-1	3	52	1-J01	679744-3	6	4	2-J07	680034-6	8	80	3-D13	680265-6	8	84	3-D17
679307-9	3	52	1-J01	679746-8	4	48	2-C03	680035-3	8	250	3-K15		8	88	3-D21
679308-7	3	52	1-J01	679747-6	8	218	3-J07	680036-1	2d	12	1-G09	680266-4	8	26	3-B07
679309-5	3	52	1-J01		8	222	3-J11		8	250	3-K15		8	28	3-B09
679310-3	3	52	1-J01	679754-2	2c	18	1-E01	680038-7	3	42	1-I15	680274-8	8	134	3-F19
	3	54	1-J03		8	2	3-A07		3	44	1-I17		8	152	3-G13
679311-1	3	52	1-J01		9	28	4-F01		3	46	1-I19		8	158	3-G19
679312-9	3	52	1-J01		9	32	4-F05		3	50	1-I23		8	208	3-I21
679313-7	3	52	1-J01	679756-7	3	40	1-I13	680039-5	3	42	1-I15		8	214	3-J03
679314-5	3	52	1-J01	679758-3	8	30	3-B11		3	44	1-I17	680276-3	8	134	3-F19
679315-2	3	52	1-J01		8	40	3-B21		3	46	1-I19		8	140	3-G01
679316-0	3	52	1-J01		8	46	3-C03	680044-5	8	246	3-K11		8	208	3-I21
679340-0	4	22	2-B01		8	52	3-C09	680046-0	8	36	3-B17	680278-9	5	38	2-H23
679343-4	8	84	3-D17	679759-1	8	250	3-K15	680061-9	2d	2	1-F23	680285-4	8	60	3-C17
	8	88	3-D21	679799-7	8	118	3-F03		2d	6	1-G03	680286-2	8	62	3-C19
679344-2	8	84	3-D17	679800-3	8	30	3-B11	680071-8	6	20	2-J23	680295-3	8	46	3-C03
	8	88	3-D21		8	40	3-B21	680086-6	8	36	3-B17	680296-1	8	46	3-C03
679346-7	8	84	3-D17		8	46	3-C03	680092-4	3	66	1-J15	680310-0	5	30	2-H15
	8	88	3-D21		8	52	3-C09	680093-2	3	68	1-J17	680315-9	5	30	2-H15
679348-3	4	4	2-A07	679824-3	8	10	3-A15	680097-3	8	134	3-F19	680316-7	5	30	2-H15
679363-2	4	22	2-B01	679825-0	4	24	2-B03		8	138	3-F23	680317-5	5	30	2-H15
679364-0	3	82	1-K07	679852-4	3	82	1-K07		8	140	3-G01	680327-4	8	134	3-F19
	5	38	2-H23	679867-2	4	6	2-A09		8	144	3-G05		8	140	3-G01
679377-2	8	96	3-E05	679869-8	8	4	3-A09		8	146	3-G07		8	208	3-I21
679399-6	5	38	2-H23	679870-6	2c	44	1-F03		8	150	3-G11	680329-0	9	12	4-E09
679409-3	2b	2	1-C15	679884-7	6	4	2-J07		8	152	3-G13		9	14	4-E11
679410-1	9	2	4-D23	679913-4	5	38	2-H23		8	156	3-G17	680330-8	9	12	4-E09
679428-3	5	38	2-H23	679923-3	4	24	2-B03		8	158	3-G19		9	14	4-E11
679449-9	4	94	2-E01	679924-1	4	24	2-B03		8	162	3-G23	680331-6	9	12	4-E09
679457-2	4	8	2-A11	679925-8	4	6	2-A09		8	168	3-H05		9	14	4-E11
679470-5	8	10	3-A15	679937-3	8	96	3-E05		8	172	3-H09	680341-5	6	10	2-J13
679471-3	9	54	4-G03		8	98	3-E07		8	174	3-H11		6	26	2-K05
679473-9	5	24	2-H09	679938-1	5	16	2-H01		8	178	3-H15	680342-3	6	10	2-J13
679474-7	6	4	2-J07	679939-9	3	82	1-K07		8	180	3-H17		6	26	2-K05
679476-2	9	2	4-D23		3	84	1-K09		8	184	3-H21	680344-9	5	16	2-H01
	9	4	4-E01	679948-0	4	22	2-B01		8	190	3-I03	680345-6	5	16	2-H01
679477-0	9	2	4-D23		4	48	2-C03		8	194	3-I07	680362-1	9	2	4-D23
	9	4	4-E01	679951-4	4	22	2-B01		8	198	3-I11	680363-9	3	68	1-J17
679480-4	9	2	4-D23		4	48	2-C03		8	200	3-I13	680364-7	3	72	1-J21
	9	4	4-E01	679952-2	4	22	2-B01		8	202	3-I15	680365-4	3	72	1-J21
679488-7	4	8	2-A11		4	48	2-C03		8	206	3-I19	680369-6	8	30	3-B11
679505-8	8	246	3-K11	679953-0	4	22	2-B01		8	208	3-I21	680372-0	8	112	3-E21
679517-3	8	222	3-J11		4	48	2-C03		8	212	3-J01	680373-8	8	112	3-E21
679535-5	2b	6	1-C19	679954-8	4	22	2-B01		8	214	3-J03	680374-6	8	112	3-E21
679538-9	5	38	2-H23		4	48	2-C03	680118-7	6	4	2-J07	680375-3	8	112	3-E21
679603-1	5	38	2-H23	679955-5	3	66	1-J15	680121-1	5	16	2-H01	680376-1	8	108	3-E17
679642-9	8	16	3-A21	679958-9	4	48	2-C03	680122-9	8	30	3-B11	680377-9	8	108	3-E17
679643-7	5	20	2-H05	679959-7	4	48	2-C03		8	46	3-C03	680378-7	8	108	3-E17
679644-5	5	20	2-H05	679963-9	2c	4	1-D11	680126-0	8	218	3-J07	680379-5	8	108	3-E17
679652-8	8	16	3-A21		2c	22	1-E05		8	242	3-K07	680381-1	8	110	3-E19
679653-6	8	16	3-A21	679964-7	4	24	2-B03	680128-6	8	78	3-D11	680382-9	8	110	3-E19
679655-1	4	94	2-E01	679966-2	4	22	2-B01	680153-4	8	84	3-D17	680383-7	8	110	3-E19
679663-5	5	38	2-H23	679979-5	8	86	3-D19	680154-2	8	84	3-D17	680384-5	8	114	3-E23

Sida 15 Page | Nummerregister | Grupp 10a Group | Numerical register | 1975-12 | Sida 15 Page

Detalj nr Part No	Gr Gr	Sida Page	Koord Grid	Detalj nr Part No	Gr Gr	Sida Page	Koord Grid	Detalj nr Part No	Gr Gr	Sida Page	Koord Grid	Detalj nr Part No	Gr Gr	Sida Page	Koord Grid
680385-2	8	114	3-E23	680612-9	8	90	3-D23	680892-7	8	236	3-K01	681186-3	8	226	3-J15
680386-0	8	114	3-E23	680628-5	4	16	2-A19	680895-0	3	6	1-H03	681190-5	8	218	3-J07
680387-8	8	114	3-E23		4	18	2-A21	680903-2	8	116	3-F01	681196-2	8	218	3-J07
680388-6	8	114	3-E23	680629-3	4	16	2-A19		8	120	3-F05	681197-0	8	218	3-J07
680389-4	8	114	3-E23	680635-0	5	16	2-H01		8	124	3-F09	681198-8	8	218	3-J07
680390-2	8	114	3-E23	680642-6	2c	2	1-D09	680906-5	5	16	2-H01	681207-7	3	42	1-I15
680391-0	8	116	3-F01	680645-9	4	24	2-B03		5	32	2-H17		3	44	1-I17
680396-9	8	114	3-E23	680647-5	4	22	2-B01	680907-3	5	24	2-H09		3	48	1-I21
680397-7	8	114	3-E23	680649-1	4	22	2-B01	680908-1	5	24	2-H09		3	50	1-I23
680400-9	8	246	3-K11	680650-9	4	22	2-B01	680909-9	5	24	2-H09	681209-3	9	2	4-D23
680404-1	6	4	2-J07	680651-7	3	98	1-K23	680912-3	5	24	2-H09		9	4	4-E01
680411-6	8	108	3-E17	680652-5	8	132	3-F17	680913-1	5	24	2-H09	681210-1	9	2	4-D23
680412-4	8	108	3-E17		8	138	3-F23	680919-8	8	236	3-K01		9	4	4-E01
680413-2	8	108	3-E17		8	206	3-I19	680920-6	8	236	3-K01	681211-9	9	2	4-D23
680419-9	8	6	3-A11	680654-1	8	84	3-D17	680927-1	8	236	3-K01		9	4	4-E01
680422-3	8	38	3-B19	680657-4	8	84	3-D17	680932-1	8	236	3-K01	681212-7	8	116	3-F01
	8	42	3-B23	680658-2	3	100	1-L01		8	238	3-K03	681213-5	8	116	3-F01
	8	50	3-C07	680659-0	6	22	2-K01	680933-9	8	236	3-K01	681214-3	8	116	3-F01
	8	54	3-C11	680660-8	8	30	3-B11		8	238	3-K03	681227-5	3	28	1-I01
680423-1	8	8	3-A13		8	40	3-B21	680950-3	6	2	2-J05	681234-1	8	216	3-J05
680451-2	3	98	1-K23		8	46	3-C03	680952-9	8	64	3-C21	681235-8	8	216	3-J05
680456-1	4	24	2-B03		8	52	3-C09	680953-7	8	64	3-C21	681289-5	9	2	4-D23
680458-7	8	30	3-B11	680662-4	8	30	3-B11	680955-2	8	64	3-C21		9	4	4-E01
	8	46	3-C03		8	40	3-B21	680956-0	8	20	3-B01		9	10	4-E07
680459-5	8	30	3-B11		8	46	3-C03	680959-4	8	20	3-B01	681306-7	8	20	3-B01
	8	46	3-C03		8	52	3-C09	680961-0	8	20	3-B01	681307-5	8	110	3-E19
680462-9	8	84	3-D17	680663-2	8	30	3-B11	680962-8	8	20	3-B01	681308-3	8	110	3-E19
	8	88	3-D21		8	40	3-B21	680963-6	8	20	3-B01	681309-1	8	110	3-E19
680473-6	9	2	4-D23		8	46	3-C03	680964-4	8	20	3-B01	681311-7	8	110	3-E19
680474-4	8	4	3-A09		8	52	3-C09	680968-5	8	236	3-K01	681340-6	3	68	1-J17
680475-1	8	4	3-A09	680711-9	8	86	3-D19	680975-0	3	42	1-I15	681345-5	6	16	2-J19
680476-9	5	16	2-H01	680713-5	2d	2	1-F23	680982-6	8	218	3-J07	681346-3	6	16	2-J19
680478-5	8	4	3-A09	680714-3	8	10	3-A15	680983-4	8	218	3-J07	681347-1	6	16	2-J19
680479-3	8	4	3-A09	680715-0	8	10	3-A15	680987-5	3	98	1-K23	681348-9	6	16	2-J19
680517-0	5	8	2-G17	680719-2	2d	2	1-F23	681044-4	8	6	3-A11	681349-7	6	16	2-J19
680531-1	5	10	2-G19	680730-9	8	134	3-F19	681048-5	8	236	3-K01	681350-5	6	16	2-J19
680532-9	5	10	2-G19		8	138	3-F23	681082-4	8	218	3-J07	681351-3	6	16	2-J19
680533-7	8	246	3-K11		8	144	3-G05	681083-2	8	218	3-J07	681352-1	6	16	2-J19
680538-6	8	80	3-D13		8	150	3-G11	681084-0	4	6	2-A09	681353-9	6	16	2-J19
	8	246	3-K11		8	156	3-G17	681089-9	8	20	3-B01	681355-4	6	16	2-J19
	8	248	3-K13		8	206	3-I19	681090-7	8	20	3-B01	681356-2	6	16	2-J19
680540-2	8	84	3-D17		8	212	3-J01	681091-5	8	20	3-B01	681357-0	6	16	2-J19
	8	88	3-D21	680734-1	2d	12	1-G09	681092-3	8	20	3-B01	681358-8	6	16	2-J19
680541-0	8	84	3-D17	680735-8	2d	12	1-G09	681093-1	8	20	3-B01	681359-6	6	16	2-J19
	8	88	3-D21	680753-1	8	64	3-C21	681094-9	8	20	3-B01	681360-4	6	16	2-J19
680542-8	8	84	3-D17	680754-9	8	64	3-C21	681095-6	8	20	3-B01	681361-2	6	16	2-J19
	8	88	3-D21	680759-8	8	64	3-C21	681096-4	8	20	3-B01	681363-8	6	18	2-J21
680543-6	8	84	3-D17	680760-6	8	64	3-C21	681097-2	8	20	3-B01	681364-6	6	16	2-J19
	8	88	3-D21	680776-2	3	66	1-J15	681098-0	8	20	3-B01	681366-1	6	16	2-J19
680544-4	8	84	3-D17	680819-0	5	8	2-G17	681099-8	8	20	3-B01	681367-9	6	16	2-J19
	8	88	3-D21		5	10	2-G19	681100-4	8	20	3-B01	681368-7	6	16	2-J19
680545-1	8	84	3-D17	680820-8	5	8	2-G17	681101-2	8	20	3-B01	681369-5	6	16	2-J19
	8	88	3-D21		5	10	2-G19	681102-0	8	20	3-B01	681370-3	6	16	2-J19
680548-5	5	16	2-H01	680823-2	3	70	1-J19	681103-8	8	20	3-B01	681371-1	6	16	2-J19
680549-3	3	88	1-K13	680825-7	3	70	1-J19	681104-6	8	20	3-B01	681372-9	6	16	2-J19
	3	90	1-K15	680826-5	3	70	1-J19	681106-1	8	20	3-B01	681373-7	6	16	2-J19
680555-0	3	70	1-J19	680829-9	6	30	2-K09	681110-3	8	20	3-B01	681374-5	6	16	2-J19
680556-8	8	6	3-A11	680830-7	6	26	2-K05	681125-1	3	84	1-K09	681375-2	6	16	2-J19
680558-4	3	38	1-I11		6	28	2-K07	681129-3	3	60	1-J09	681376-0	6	16	2-J19
680581-6	5	20	2-H05	680835-6	5	24	2-H09		9	28	4-F01	681378-6	6	16	2-J19
680582-4	5	20	2-H05	680841-4	9	2	4-D23	681134-3	3	28	1-I01	681380-2	6	16	2-J19
680587-3	5	20	2-H05		9	4	4-E01	681135-0	2d	12	1-G09	681383-6	6	16	2-J19
680588-1	5	20	2-H05	680859-6	3	40	1-I13	681137-6	2d	12	1-G09	681384-4	6	16	2-J19
680589-9	5	20	2-H05	680860-4	3	40	1-I13	681158-2	3	100	1-L01	681385-1	6	16	2-J19
680590-7	5	20	2-H05	680867-9	8	250	3-K15	681172-3	3	32	1-I05	681387-7	6	18	2-J21
680591-5	5	20	2-H05	680872-9	9	2	4-D23	681173-1	3	32	1-I05	681388-5	6	18	2-J21
680592-3	5	20	2-H05		9	4	4-E01	681176-4	3	32	1-I05	681389-3	6	18	2-J21
680593-1	2c	6	1-D13	680885-1	8	236	3-K01	681177-2	3	32	1-I05	681390-1	6	18	2-J21
680598-0	2c	44	1-F03	680888-5	8	236	3-K01	681186-3	8	218	3-J07	681391-9	6	18	2-J21
680612-9	8	86	3-D19	680891-9	8	236	3-K01		8	224	3-J13	681393-5	6	18	2-J21

Sida 16 Page 1975-12

Nummerregister

Grupp 10a Group

Numerical register

Sida 16 Page

Detalj nr Part No	Gr Gr	Sida Page	Koord Grid	Detalj nr Part No	Gr Gr	Sida Page	Koord Grid	Detalj nr Part No	Gr Gr	Sida Page	Koord Grid	Detalj nr Part No	Gr Gr	Sida Page	Koord Grid
681394-3	6	18	2-J21	681529-4	8	4	3-A09	681649-0	5	34	2-H19	681848-8	3	74	1-J23
681395-0	6	18	2-J21	681530-2	8	216	3-J05	681650-8	5	34	2-H19	681850-4	3	70	1-J19
681396-8	6	18	2-J21	681533-6	9	42	4-F15	681651-6	5	34	2-H19		3	76	1-K01
681397-6	6	18	2-J21		9	44	4-F17	681652-4	5	32	2-H17	681852-0	2c	2	1-D09
681398-4	6	18	2-J21		9	46	4-F19	681653-2	5	32	2-H17	681853-8	2c	2	1-D09
681399-2	6	18	2-J21		9	50	4-F23	681654-0	5	32	2-H17	681854-6	6	18	2-J21
681400-8	6	18	2-J21	681538-5	5	30	2-H15	681656-5	5	32	2-H17	681856-1	3	56	1-J05
681401-6	6	18	2-J21	681539-3	4	48	2-C03	681657-3	5	32	2-H17	681857-9	3	56	1-J05
681402-4	6	18	2-J21	681559-1	4	48	2-C03	681658-1	5	32	2-H17	681858-7	3	56	1-J05
681403-2	6	18	2-J21	681560-9	4	16	2-A19	681659-9	4	10	2-A13	681864-5	4	10	2-A13
681404-0	6	18	2-J21		4	18	2-A21		5	16	2-H01	681865-2	4	10	2-A13
681406-5	6	18	2-J21	681564-1	3	34	1-I07	681660-7	4	10	2-A13	681866-0	4	10	2-A13
681407-3	6	18	2-J21		3	38	1-I11		5	16	2-H01	681867-8	4	10	2-A13
681410-7	6	24	2-K03	681566-6	4	24	2-B03	681661-5	9	2	4-D23	681868-6	4	10	2-A13
681411-5	6	24	2-K03	681569-0	8	136	3-F21		9	4	4-E01	681869-4	4	10	2-A13
681412-3	6	24	2-K03		8	140	3-G01		9	10	4-E07	681870-2	4	12	2-A15
681413-1	6	24	2-K03		8	146	3-G07	681675-5	6	14	2-J17	681871-0	4	12	2-A15
681414-9	6	24	2-K03		8	152	3-G13	681676-3	6	14	2-J17	681872-8	4	12	2-A15
681415-6	6	24	2-K03		8	158	3-G19	681677-1	6	14	2-J17	681873-6	4	12	2-A15
681416-4	6	24	2-K03		8	164	3-H01	681678-9	6	14	2-J17	681874-4	4	12	2-A15
681417-2	6	24	2-K03		8	170	3-H07	681679-7	6	14	2-J17	681880-1	8	134	3-F19
681418-0	6	24	2-K03		8	176	3-H13	681680-5	6	14	2-J17		8	138	3-F23
681419-8	6	24	2-K03		8	180	3-H17	681681-3	6	14	2-J17		8	144	3-G05
681420-6	6	24	2-K03		8	186	3-H23	681682-1	6	14	2-J17		8	150	3-G11
681421-4	6	24	2-K03		8	192	3-I05	681683-9	6	14	2-J17		8	156	3-G17
681422-2	6	24	2-K03		8	196	3-I09	681684-7	6	14	2-J17		8	162	3-G23
681423-0	6	24	2-K03		8	208	3-I21	681685-4	6	14	2-J17		8	168	3-H05
681424-8	6	24	2-K03		8	214	3-J03	681686-2	6	14	2-J17		8	184	3-H21
681425-5	6	24	2-K03	681570-8	8	242	3-K07	681688-8	6	14	2-J17		8	208	3-I21
681426-3	6	24	2-K03	681594-8	3	100	1-L01	681689-6	6	14	2-J17		8	212	3-J01
681427-1	6	24	2-K03	681598-9	2d	2	1-F23	681691-2	6	14	2-J17	681881-9	8	134	3-F19
681428-9	6	24	2-K03		2d	6	1-G03	681692-0	6	14	2-J17		8	138	3-F23
681429-7	6	24	2-K03		2d	8	1-G05	681695-3	6	14	2-J17		8	144	3-G05
681430-5	6	24	2-K03	681600-3	3	98	1-K23	681696-1	6	14	2-J17		8	150	3-G11
681431-3	6	24	2-K03	681607-8	2c	2	1-D09	681697-9	6	14	2-J17		8	156	3-G17
681432-1	8	20	3-B01	681609-4	2c	2	1-D09	681698-7	6	14	2-J17		8	162	3-G23
681438-8	9	38	4-F11	681610-2	8	86	3-D19	681699-5	6	14	2-J17		8	208	3-I21
681439-6	3	70	1-J19		8	90	3-D23	681700-1	6	14	2-J17		8	212	3-J01
681447-9	8	78	3-D11	681611-0	8	86	3-D19	681701-9	6	14	2-J17	681882-7	8	60	3-C17
681448-7	3	34	1-I07	681615-1	8	134	3-F19	681702-7	6	14	2-J17	681883-5	6	18	2-J21
	3	38	1-I11		8	140	3-G01	681703-5	6	14	2-J17	681886-8	8	236	3-K01
681452-9	6	2	2-J05		8	144	3-G05	681704-3	6	14	2-J17		8	238	3-K03
	6	16	2-J19		8	150	3-G11	681733-2	8	236	3-K01	681887-6	8	236	3-K01
681455-2	6	22	2-K01		8	156	3-G17	681737-3	6	14	2-J17		8	238	3-K03
681456-0	5	10	2-G19		8	162	3-G23	681738-1	6	14	2-J17	681905-6	8	236	3-K01
681461-0	6	24	2-K03		8	168	3-H05	681739-9	6	14	2-J17		8	238	3-K03
681463-6	6	24	2-K03		8	174	3-H11	681742-3	8	242	3-K07	681906-4	8	236	3-K01
681464-4	6	24	2-K03		8	178	3-H15	681743-1	8	242	3-K07		8	238	3-K03
681470-1	3	44	1-I17		8	184	3-H21	681760-5	3	70	1-J19	681920-5	6	22	2-K01
681471-9	3	44	1-I17		8	208	3-I21	681762-1	6	10	2-J13	681924-7	6	14	2-J17
681472-7	3	44	1-I17		8	212	3-J01	681763-9	4	94	2-E01	681926-2	6	14	2-J17
681473-5	3	44	1-I17	681616-9	8	134	3-F19	681777-9	8	20	3-B01	681927-0	8	6	3-A11
681474-3	3	44	1-I17		8	140	3-G01	681796-9	3	28	1-I01	681934-6	3	66	1-J15
681476-8	3	44	1-I17		8	144	3-G05	681797-7	3	28	1-I01	681935-3	3	70	1-J19
	3	46	1-I19		8	150	3-G11	681802-5	3	26	1-H23	681951-0	8	4	3-A09
681478-4	3	68	1-J17		8	156	3-G17	681803-3	3	28	1-I01	681963-5	5	24	2-H09
681503-9	3	98	1-K23		8	162	3-G23	681804-1	3	26	1-H23	681987-4	6	16	2-J19
681504-7	9	38	4-F11		8	168	3-H05	681805-8	3	28	1-I01	681989-0	6	16	2-J19
681512-0	9	2	4-D23		8	174	3-H11	681806-6	6	2	2-J05	681990-8	6	18	2-J21
681513-8	9	2	4-D23		8	180	3-H17	681812-4	9	12	4-E09	682002-1	3	42	1-I15
681521-1	8	6	3-A11		8	184	3-H21	681813-2	6	14	2-J17		3	44	1-I17
681522-9	8	6	3-A11		8	208	3-I21	681823-1	8	20	3-B01	682021-1	8	84	3-D17
681523-7	8	6	3-A11		8	212	3-J01	681828-0	8	116	3-F01		8	88	3-D21
681524-5	8	218	3-J07	681645-8	3	88	1-K13	681830-6	8	116	3-F01	682022-9	8	84	3-D17
681525-2	8	236	3-K01		3	90	1-K15	681832-2	8	116	3-F01		8	88	3-D21
681526-0	8	236	3-K01	681646-6	3	88	1-K13	681835-5	8	112	3-E21	682023-7	8	84	3-D17
681528-6	8	32	3-B13		3	90	1-K15	681837-1	8	112	3-E21		8	88	3-D21
	8	40	3-B21	681647-4	3	88	1-K13	681839-7	8	112	3-E21	682025-2	8	84	3-D17
	8	48	3-C05		3	90	1-K15	681848-8	3	68	1-J17		8	88	3-D21
	8	52	3-C09	681648-2	5	34	2-H19		3	70	1-J19	682040-1	8	6	3-A11

Sida 17 Page — Nummerregister — Grupp 10a Group — Numerical register — 1975-12 — Sida 17 Page

Detalj nr Part No	Gr	Sida Page	Koord Grid	Detalj nr Part No	Gr	Sida Page	Koord Grid	Detalj nr Part No	Gr	Sida Page	Koord Grid	Detalj nr Part No	Gr	Sida Page	Koord Grid
682058-3	8	112	3-E21	682477-5	8	84	3-D17	683258-8	8	184	3-H21	683751-2	9	40	4-F13
682059-1	8	112	3-E21		8	88	3-D21		8	208	3-I21		9	46	4-F19
682072-4	5	32	2-H17	682507-9	8	4	3-A09		8	214	3-J03	683756-1	6	26	2-K05
682073-2	5	32	2-H17	682510-3	9	14	4-E11	683263-8	6	10	2-J13	683760-3	6	10	2-J13
682074-0	5	32	2-H17	682512-9	9	14	4-E11	683264-6	6	10	2-J13	683769-4	8	66	3-C23
682075-7	5	32	2-H17	682529-3	8	64	3-C21	683265-3	6	10	2-J13	683861-9	8	60	3-C17
682076-5	5	32	2-H17	682547-5	9	50	4-F23	683266-1	6	10	2-J13	683877-5	9	16	4-E13
682083-1	3	62	1-J11		9	52	4-G01	683267-9	6	28	2-K07	683878-3	9	16	4-E13
682084-9	8	236	3-K01	682568-1	3	66	1-J15	683276-0	8	86	3-D19	683879-1	9	28	4-F01
	8	238	3-K03	682569-9	3	66	1-J15	683277-8	8	86	3-D19		9	32	4-F05
682085-6	8	236	3-K01	682619-2	9	40	4-F13	683286-9	8	36	3-B17	683880-9	9	28	4-F01
	8	238	3-K03	682621-8	8	250	3-K15	683287-7	8	36	3-B17		9	32	4-F05
682086-4	6	4	2-J07	682636-6	9	4	4-E01	683288-5	8	36	3-B17	683888-2	9	28	4-F01
682101-1	3	106	1-L07		9	24	4-E21	683289-3	8	36	3-B17		9	32	4-F05
682143-3	4	84	2-D15	682640-8	9	14	4-E11	683303-2	6	26	2-K05	683890-8	8	10	3-A15
682190-4	8	64	3-C21	682664-8	2d	2	1-F23		6	28	2-K07	683891-6	8	10	3-A15
682235-7	8	222	3-J11		2d	8	1-G05	683326-3	8	86	3-D19	683892-4	8	10	3-A15
682274-6	8	8	3-A13	682669-7	2c	46	1-F05	683335-4	2c	2	1-D09	683897-3	9	16	4-E13
682295-1	4	56	2-C11	682675-4	3	6	1-H03	683348-7	5	24	2-H09		9	22	4-E19
682303-3	8	116	3-F01	682680-4	6	30	2-K09	683349-5	5	26	2-H11		9	34	4-F07
	8	120	3-F05	682707-5	4	88	2-D19	683350-3	5	26	2-H11	683900-5	3	82	1-K07
682308-2	8	112	3-E21	682708-3	4	88	2-D19	683371-9	8	236	3-K01		3	88	1-K13
682309-0	5	4	2-G13	682759-6	2d	2	1-F23	683382-6	6	4	2-J07	683901-3	3	82	1-K07
682310-8	5	4	2-G13	682773-7	3	28	1-I01	683395-8	2c	4	1-D11		3	88	1-K13
682319-9	8	216	3-J05	682774-5	3	34	1-I07		2c	22	1-E05	683902-1	3	88	1-K13
	8	222	3-J11	682775-2	3	34	1-I07	683408-9	3	70	1-J19		3	90	1-K15
	8	226	3-J15	682776-0	3	28	1-I01		9	28	4-F01	683903-9	3	56	1-J05
682320-7	8	216	3-J05	682777-8	3	28	1-I01	683422-0	5	38	2-H23	683916-1	4	96	2-E03
	8	222	3-J11		3	34	1-I07	683423-8	4	94	2-E01	683927-8	3	40	1-I13
	8	226	3-J15	682778-6	3	28	1-I01		4	102	2-E09	683935-1	9	8	4-E05
682321-5	8	84	3-D17		3	34	1-I07	683425-3	8	84	3-D17	683939-3	4	84	2-D15
	8	88	3-D21	682787-7	8	64	3-C21	683492-3	3	26	1-H23	683940-1	8	116	3-F01
682322-3	8	218	3-J07	682792-7	8	6	3-A11	683499-8	8	86	3-D19	683941-9	8	112	3-E21
	8	224	3-J13	682810-7	3	28	1-I01		8	90	3-D23	683944-3	8	116	3-F01
682323-1	8	218	3-J07	682848-7	8	60	3-C17	683500-3	3	32	1-I05	683945-0	8	112	3-E21
	8	224	3-J13	682850-3	8	60	3-C17	683501-1	3	32	1-I05	683946-8	8	250	3-K15
682334-8	6	22	2-K01	682851-1	8	60	3-C17	683502-9	3	32	1-I05	683955-9	8	36	3-B17
682342-1	9	14	4-E11	682890-9	8	56	3-C13	683503-7	3	32	1-I05	683956-7	8	36	3-B17
682343-9	9	14	4-E11	682892-5	8	56	3-C13	683506-0	3	32	1-I05	683957-5	8	36	3-B17
682346-2	9	14	4-E11	682898-2	6	4	2-J07	683507-8	3	32	1-I05	683958-3	8	36	3-B17
682347-0	9	14	4-E11	682936-0	4	88	2-D19	683508-6	3	32	1-I05	683959-1	8	36	3-B17
682348-8	9	14	4-E11	682962-6	8	36	3-B17	683509-4	3	32	1-I05	683963-3	4	88	2-D19
682349-6	9	14	4-E11	682963-4	3	84	1-K09	683534-2	4	88	2-D19		4	90	2-D21
682350-4	9	14	4-E11	682967-5	8	8	3-A13	683537-5	4	88	2-D19	683998-9	9	16	4-E13
682352-0	9	14	4-E11	682968-3	8	146	3-G07	683538-3	4	94	2-E01		9	20	4-E17
682366-0	8	18	3-A23		8	152	3-G13		4	102	2-E09	684001-1	6	2	2-J05
682368-6	6	12	2-J15		8	158	3-G19	683541-7	2b	2	1-C15	684004-5	8	144	3-G05
682369-4	6	12	2-J15		8	162	3-G23	683542-5	2b	2	1-C15		8	150	3-G11
682372-8	8	4	3-A09		8	168	3-H05	683553-2	8	64	3-C21		8	156	3-G17
682374-4	6	16	2-J19		8	174	3-H11	683556-5	8	64	3-C21		8	212	3-J01
682377-7	9	4	4-E01		8	180	3-H17	683605-0	3	38	1-I11	684005-2	8	144	3-G05
682378-5	9	4	4-E01		8	184	3-H21		9	40	4-F13		8	150	3-G11
682379-3	8	12	3-A17		8	214	3-J03		9	44	4-F17		8	156	3-G17
682380-1	8	12	3-A17	682973-3	9	14	4-E11	683628-2	2d	2	1-F23		8	212	3-J01
682412-2	9	4	4-E01	682982-4	8	246	3-K11		2d	6	1-G03	684010-2	3	66	1-J15
682413-0	9	4	4-E01	682989-9	8	34	3-B15	683634-0	6	14	2-J17	684011-0	3	66	1-J15
682422-1	9	14	4-E11	682990-7	8	34	3-B15	683644-9	8	38	3-B19	684017-7	3	102	1-L03
682437-9	9	38	4-F11	682991-5	8	34	3-B15	683645-6	8	50	3-C07	684024-3	9	16	4-E13
	9	44	4-F17	682992-3	8	34	3-B15	683665-4	8	66	3-C23		9	20	4-E17
	9	50	4-F23	683024-4	8	250	3-K15	683666-2	8	66	3-C23	684027-6	3	98	1-K23
682438-7	8	112	3-E21	683232-3	6	4	2-J07	683669-6	8	64	3-C21	684028-4	3	100	1-L01
682439-5	2b	6	1-C19	683258-8	8	134	3-F19	683670-4	8	66	3-C23	684042-5	2c	2	1-D09
682441-1	9	4	4-E01		8	140	3-G01	683683-7	5	26	2-H11	684043-3	3	34	1-I07
682442-9	9	4	4-E01		8	146	3-G07	683693-6	4	84	2-D15	684048-2	3	66	1-J15
682443-7	8	18	3-A23		8	152	3-G13	683699-3	8	60	3-C17	684049-0	3	66	1-J15
682450-2	2d	2	1-F23		8	158	3-G19	683701-7	8	60	3-C17	684053-2	3	70	1-J19
	2d	6	1-G03		8	162	3-G23	683711-6	4	14	2-A17	684063-1	2c	4	1-D11
	2d	8	1-G05		8	168	3-H05		4	18	2-A21		2c	6	1-D13
	2d	10	1-G07		8	174	3-H11	683718-1	2c	42	1-F01		2c	22	1-E05
682451-0	6	22	2-K01		8	180	3-H17	683719-9	2c	2	1-D09		2c	26	1-E09

Sida 18 Page 1975-12

Nummerregister

Grupp 10a Group

Numerical register

Sida 18 Page

Detalj nr Part No	Gr Gr	Sida Page	Koord Grid	Detalj nr Part No	Gr Gr	Sida Page	Koord Grid	Detalj nr Part No	Gr Gr	Sida Page	Koord Grid	Detalj nr Part No	Gr Gr	Sida Page	Koord Grid
684069-8	2c	6	1-D13	684561-4	8	36	3-B17	685275-0	9	16	4-E13	685636-3	8	88	3-D21
	2c	22	1-E05	684565-5	9	16	4-E13		9	20	4-E17	685637-1	8	88	3-D21
684072-2	2c	4	1-D11		9	22	4-E19	685276-8	9	16	4-E13	685638-9	8	88	3-D21
684073-0	3	100	1-L01		9	34	4-F07		9	20	4-E17	685639-7	8	88	3-D21
684080-5	9	16	4-E13	684573-9	6	4	2-J07	685302-2	2d	12	1-G09	685640-5	8	88	3-D21
684081-3	9	16	4-E13		6	8	2-J11	685303-0	2d	12	1-G09	685735-3	8	30	3-B11
684083-9	9	16	4-E13	684574-7	6	4	2-J07	685331-1	5	10	2-G19		8	40	3-B21
684116-7	9	6	4-E03		6	8	2-J11	685332-9	5	10	2-G19		8	46	3-C03
	9	16	4-E13	684586-1	5	24	2-H09	685335-2	2d	6	1-G03		8	52	3-C09
684118-3	3	40	1-I13	684592-9	2c	46	1-F05	685347-7	2c	18	1-E01		8	228	3-J17
684121-7	2c	6	1-D13	684593-7	2c	46	1-F05	685351-9	3	76	1-K01	685739-5	8	98	3-E07
	2c	22	1-E05	684622-4	3	88	1-K13	685355-0	2c	20	1-E03		8	102	3-E11
684122-5	2c	8	1-D15	684623-2	3	88	1-K13	685359-2	9	16	4-E13	685740-3	8	98	3-E07
	2c	22	1-E05		3	90	1-K15	685397-2	9	26	4-E23		8	102	3-E11
684126-6	2c	2	1-D09	684624-0	3	88	1-K13	685407-9	8	218	3-J07	685741-1	8	88	3-D21
684127-4	9	4	4-E01	684731-3	6	2	2-J05	685413-7	8	38	3-B19	685742-9	8	88	3-D21
684131-6	9	14	4-E11	684738-8	8	26	3-B07	685434-3	8	216	3-J05	685763-5	8	64	3-C21
684201-7	8	20	3-B01		8	28	3-B09		8	222	3-J11		8	70	3-D03
684202-5	8	20	3-B01	684765-1	6	10	2-J13	685448-3	8	216	3-J05		8	76	3-D09
684212-4	3	62	1-J11		6	26	2-K05	685453-3	4	54	2-C09	685767-6	8	64	3-C21
684218-1	8	18	3-A23	684766-9	6	10	2-J13	685485-5	9	48	4-F21	685771-8	8	68	3-D01
684223-1	8	68	3-D01		6	26	2-K05		9	52	4-G01	685772-6	8	68	3-D01
	8	74	3-D07	684767-7	6	10	2-J13	685501-9	8	224	3-J13	685779-1	8	68	3-D01
684232-2	9	16	4-E13		6	28	2-K07	685502-7	8	224	3-J13		8	74	3-D07
	9	20	4-E17	684768-5	6	10	2-J13	685530-8	8	222	3-J11	685780-9	8	68	3-D01
684264-5	8	58	3-C15		6	28	2-K07	685539-9	8	222	3-J11	685783-3	8	68	3-D01
684281-9	9	16	4-E13	684769-3	4	4	2-A07	685542-3	8	136	3-F21	685784-1	8	68	3-D01
	9	22	4-E19	684807-1	9	16	4-E13		8	140	3-G01		8	74	3-D07
	9	28	4-F01		9	20	4-E17		8	146	3-G07	685801-3	8	70	3-D03
	9	34	4-F07	684817-0	9	8	4-E05		8	152	3-G13	685812-0	8	98	3-E07
684313-0	4	94	2-E01		9	16	4-E13		8	158	3-G19	685813-8	8	86	3-D19
684321-3	9	32	4-F05	684819-6	5	34	2-H19		8	164	3-H01	685814-6	8	86	3-D19
	9	36	4-F09	684820-4	5	34	2-H19		8	170	3-H07	685834-4	3	68	1-J17
684322-1	9	28	4-F01	684830-3	8	34	3-B15		8	174	3-H11		8	64	3-C21
	9	32	4-F05		8	48	3-C05		8	180	3-H17	685836-9	8	40	3-B21
684330-4	9	28	4-F01	684837-8	6	2	2-J05		8	186	3-H23		8	52	3-C09
684332-0	9	28	4-F01	684838-6	6	2	2-J05		8	192	3-I05	685843-5	9	2	4-D23
684333-8	9	16	4-E13	684841-0	9	6	4-E03		8	196	3-I09		9	4	4-E01
	9	20	4-E17	684843-6	9	6	4-E03		8	208	3-I21		9	10	4-E07
684340-3	9	16	4-E13	684844-4	9	6	4-E03		8	214	3-J03	685850-0	8	70	3-D03
684342-9	9	8	4-E05	684846-9	9	6	4-E03	685543-1	8	136	3-F21		8	74	3-D07
	9	16	4-E13	684847-7	9	6	4-E03		8	140	3-G01	685854-2	8	56	3-C13
	9	20	4-E17	684858-4	3	26	1-H23		8	146	3-G07	685855-9	8	58	3-C15
684343-7	9	6	4-E03	684865-9	9	48	4-F21		8	152	3-G13	685861-7	3	44	1-I17
684345-2	9	26	4-E23	684866-7	9	48	4-F21		8	158	3-G19		3	46	1-I19
684347-8	9	6	4-E03	684867-5	9	48	4-F21		8	164	3-H01	685862-5	3	42	1-I15
684358-5	5	30	2-H15		9	52	4-G01		8	170	3-H07		3	44	1-I17
684359-3	5	30	2-H15	684870-9	9	16	4-E13		8	176	3-H13		3	46	1-I19
684361-9	5	30	2-H15		9	22	4-E19		8	180	3-H17	685872-4	8	6	3-A11
684366-8	5	30	2-H15		9	34	4-F07		8	186	3-H23	685873-2	8	6	3-A11
684417-9	8	64	3-C21	684903-8	6	26	2-K05		8	192	3-I05	685888-0	8	30	3-B11
684420-3	4	22	2-B01		6	28	2-K07		8	196	3-I09		8	40	3-B21
	4	48	2-C03	684905-3	6	26	2-K05		8	208	3-I21		8	46	3-C03
684422-9	6	24	2-K03		6	28	2-K07		8	214	3-J03		8	52	3-C09
684425-2	8	36	3-B17	684906-1	6	26	2-K05	685567-0	8	64	3-C21	685897-1	8	86	3-D19
684426-0	5	8	2-G17		6	28	2-K07	685568-8	8	120	3-F05	685902-9	8	68	3-D01
684427-8	5	8	2-G17	684970-7	9	16	4-E13	685569-6	8	64	3-C21	685907-8	8	68	3-D01
684432-8	5	4	2-G13		9	20	4-E17	685571-2	8	10	3-A15	685914-4	8	68	3-D01
684433-6	5	4	2-G13	684995-4	3	28	1-I01	685572-0	8	10	3-A15	685927-6	8	4	3-A09
684434-4	8	66	3-C23	684996-2	3	28	1-I01	685582-9	8	222	3-J11	685946-6	8	86	3-D19
684449-2	8	218	3-J07	685007-7	8	30	3-B11	685584-5	8	216	3-J05	685949-0	8	4	3-A09
684450-0	8	218	3-J07		8	40	3-B21		8	222	3-J11	685953-2	8	64	3-C21
684451-8	8	218	3-J07		8	46	3-C03	685617-3	8	12	3-A17	685954-0	8	64	3-C21
684452-6	8	218	3-J07		8	52	3-C09		8	14	3-A19	685955-7	8	64	3-C21
684453-4	4	22	2-B01	685220-6	6	4	2-J07	685625-6	2c	4	1-D11	685956-5	8	64	3-C21
	4	48	2-C03	685222-2	6	4	2-J07		2c	6	1-D13	685957-3	8	70	3-D03
684495-5	8	250	3-K15	685246-1	3	40	1-I13		2c	22	1-E05	685958-1	8	70	3-D03
684502-8	8	68	3-D01	685249-5	3	40	1-I13		2c	26	1-E09		8	76	3-D09
	8	74	3-D07	685254-5	6	2	2-J05	685634-8	8	10	3-A15	685973-0	8	4	3-A09
684560-6	8	36	3-B17	685255-2	6	2	2-J05		8	12	3-A17	685974-8	8	4	3-A09

Sida 19 Page — Nummerregister — Grupp 10a Group — Numerical register — 1975-12 — Sida 19 Page

Detalj nr Part No	Gr Gr	Sida Page	Koord Grid	Detalj nr Part No	Gr Gr	Sida Page	Koord Grid	Detalj nr Part No	Gr Gr	Sida Page	Koord Grid	Detalj nr Part No	Gr Gr	Sida Page	Koord Grid
685975-5	8	20	3-B01	686523-2	3	46	1-I19	687141-2	2b	4	1-C17	687465-5	4	6	2-A09
685980-5	8	34	3-B15	686524-0	3	46	1-I19	687148-7	2b	4	1-C17		4	10	2-A13
	8	48	3-C05	686534-9	3	46	1-I19	687149-5	2b	6	1-C19	687468-9	5	20	2-H05
685981-3	8	32	3-B13	686540-6	9	16	4-E13	687170-1	8	8	3-A13	687469-7	5	20	2-H05
	8	46	3-C03		9	20	4-E17		8	14	3-A19	687477-0	9	6	4-E03
685987-0	8	8	3-A13	686541-4	9	16	4-E13	687182-6	8	38	3-B19	687478-8	9	6	4-E03
685989-6	9	30	4-F03		9	20	4-E17		8	44	3-C01	687479-6	9	6	4-E03
685990-4	9	30	4-F03	686542-2	9	16	4-E13	687183-4	8	38	3-B19	687480-4	9	6	4-E03
686000-1	4	84	2-D15		9	20	4-E17		8	44	3-C01	687481-2	9	28	4-F01
686006-8	8	18	3-A23	686555-4	8	50	3-C07	687184-2	8	50	3-C07		9	32	4-F05
686007-6	8	18	3-A23		8	54	3-C11		8	54	3-C11	687503-3	8	218	3-J07
686008-4	8	18	3-A23	686573-7	8	246	3-K11	687185-9	8	50	3-C07		8	224	3-J13
686045-6	8	118	3-F03	686575-2	8	246	3-K11		8	54	3-C11	687504-1	8	218	3-J07
	8	122	3-F07	686652-9	5	26	2-H11	687224-6	8	86	3-D19		8	224	3-J13
686054-8	2c	18	1-E01	686653-7	5	24	2-H09	687225-3	8	86	3-D19	687506-6	8	38	3-B19
686065-4	3	72	1-J21	686654-5	5	24	2-H09	687227-9	3	66	1-J15		8	42	3-B23
686066-2	3	98	1-K23	686668-5	4	88	2-D19		3	68	1-J17	687522-3	9	48	4-F21
686096-9	2b	6	1-C19	686683-4	2d	12	1-G09		3	74	1-J23		9	52	4-G01
686097-7	2b	4	1-C17	686684-2	2d	12	1-G09	687233-7	3	66	1-J15	687643-7	8	218	3-J07
686131-4	8	20	3-B01	686685-9	2d	12	1-G09		3	74	1-J23		8	224	3-J13
686132-2	8	20	3-B01	686705-5	9	8	4-E05	687244-4	2c	4	1-D11		8	226	3-J15
686189-2	2c	4	1-D11	686709-7	4	16	2-A19		2c	22	1-E05	687675-9	8	218	3-J07
	2c	22	1-E05	686716-2	9	16	4-E13	687245-1	2c	4	1-D11		8	224	3-J13
686195-9	9	8	4-E05		9	22	4-E19		2c	6	1-D13		8	226	3-J15
686224-7	2c	16	1-D23		9	34	4-F07		2c	8	1-D15	687679-1	8	218	3-J07
686226-2	5	6	2-G15	686729-5	4	92	2-D23		2c	22	1-E05		8	224	3-J13
686227-0	5	6	2-G15	686730-3	4	92	2-D23		2c	26	1-E09		8	226	3-J15
686234-6	5	12	2-G21	686748-5	5	8	2-G17	687247-7	8	116	3-F01	687701-3	8	134	3-F19
	5	14	2-G23	686781-6	8	144	3-G05		8	120	3-F05		8	140	3-G01
686235-3	5	12	2-G21		8	150	3-G11	687251-9	3	56	1-J05		8	146	3-G07
686236-1	5	12	2-G21		8	156	3-G17	687252-7	3	56	1-J05		8	152	3-G13
686240-3	2c	16	1-D23		8	162	3-G23	687254-3	3	56	1-J05		8	158	3-G19
686254-4	6	20	2-J23		8	168	3-H05	687292-3	3	6	1-H03		8	162	3-G23
686257-7	4	94	2-E01		8	172	3-H09	687293-1	3	6	1-H03		8	170	3-H07
686261-9	8	38	3-B19		8	178	3-H15	687299-8	8	34	3-B15		8	186	3-H23
	8	42	3-B23		8	184	3-H21		8	48	3-C05		8	208	3-I21
686262-7	8	38	3-B19		8	212	3-J01	687308-7	5	4	2-G13		8	214	3-J03
	8	42	3-B23	686782-4	8	144	3-G05	687309-5	5	20	2-H05	687702-1	8	134	3-F19
686272-6	8	32	3-B13		8	150	3-G11	687336-8	4	88	2-D19		8	140	3-G01
	8	42	3-B23		8	156	3-G17		4	90	2-D21		8	146	3-G07
686275-9	8	60	3-C17		8	162	3-G23	687342-6	9	8	4-E05		8	152	3-G13
686281-7	8	60	3-C17		8	168	3-H05		9	18	4-E15		8	158	3-G19
686282-5	8	60	3-C17		8	172	3-H09		9	22	4-E19		8	162	3-G23
686283-3	8	60	3-C17		8	178	3-H15	687361-6	2c	8	1-D15		8	170	3-H07
686301-3	8	68	3-D01		8	184	3-H21		2c	24	1-E07		8	186	3-H23
	8	74	3-D07		8	212	3-J01	687368-1	5	10	2-G19		8	208	3-I21
686331-0	5	30	2-H15	686805-3	4	94	2-E01		5	12	2-G21		8	214	3-J03
686336-9	5	24	2-H09	686816-0	8	246	3-K11	687369-9	5	10	2-G19	687774-0	3	46	1-I19
686348-4	4	84	2-D15	686823-6	2b	6	1-C19		5	12	2-G21	687775-7	3	46	1-I19
686354-2	8	250	3-K15	686834-3	2b	6	1-C19	687378-0	9	8	4-E05	687776-5	3	46	1-I19
686355-9	9	32	4-F05	686850-9	3	56	1-J05		9	16	4-E13	687777-3	3	46	1-I19
686356-7	9	28	4-F01	686868-1	8	24	3-B05	687389-7	4	52	2-C07	687778-1	3	46	1-I19
	9	32	4-F05	686869-9	8	24	3-B05	687397-0	9	8	4-E05	687779-9	3	46	1-I19
686357-5	8	10	3-A15	686874-9	8	24	3-B05	687398-8	9	8	4-E05	687781-5	3	46	1-I19
686363-3	8	220	3-J09	686875-6	8	24	3-B05	687405-1	6	4	2-J07		3	50	1-I23
	8	224	3-J13	686890-5	8	30	3-B11		6	8	2-J11	687782-3	3	46	1-I19
	8	244	3-K09		8	40	3-B21	687406-9	6	4	2-J07		3	50	1-I23
686365-8	8	6	3-A11	686891-3	8	46	3-C03		6	8	2-J11	687784-9	3	46	1-I19
686368-2	8	216	3-J05		8	52	3-C09	687416-8	6	4	2-J07		3	50	1-I23
686369-0	8	216	3-J05	686927-5	3	68	1-J17		6	8	2-J11	687785-6	3	46	1-I19
686374-0	3	74	1-J23	686969-7	9	26	4-E23	687417-6	6	4	2-J07		3	50	1-I23
686392-2	9	38	4-F11	686970-5	3	72	1-J21		6	8	2-J11	687786-4	3	46	1-I19
686398-9	6	30	2-K09	686993-7	8	4	3-A09	687419-2	2d	8	1-G05		3	50	1-I23
686450-8	9	4	4-E01	686998-6	3	46	1-I19	687422-6	9	8	4-E05	687788-0	3	46	1-I19
	9	10	4-E07	687030-7	8	246	3-K11	687423-4	9	8	4-E05		3	50	1-I23
686451-6	3	56	1-J05		8	248	3-K13	687440-8	9	8	4-E05	687791-4	3	46	1-I19
686452-4	3	68	1-J17	687103-2	2b	6	1-C19	687444-0	6	4	2-J07		3	50	1-I23
686500-0	6	30	2-K09	687107-3	5	24	2-H09	687451-5	6	12	2-J15	687825-0	2c	4	1-D11
686520-8	8	168	3-H05	687108-1	5	24	2-H09	687455-6	9	36	4-F09		2c	22	1-E05
	8	184	3-H21	687133-9	2b	4	1-C17	687456-4	9	36	4-F09	687826-8	2c	4	1-D11

Sida 20
Page 1975-12

Nummerregister

Grupp 10a
Group

Numerical register

Sida 20
Page

Detalj nr Part No	Gr Gr	Sida Page	Koord Grid
687826-8	2c	22	1-E05
687837-5	3	74	1-J23
687838-3	8	30	3-B11
	8	40	3-B21
	8	46	3-C03
	8	52	3-C09
687872-2	8	116	3-F01
	8	120	3-F05
687880-5	8	34	3-B15
687881-3	8	34	3-B15
687893-8	8	34	3-B15
	8	48	3-C05
687894-6	8	34	3-B15
	8	48	3-C05
687895-3	8	34	3-B15
	8	48	3-C05
687909-2	9	6	4-E03
687911-8	9	6	4-E03
687955-5	8	84	3-D17
	8	88	3-D21
687963-9	3	46	1-I19
	3	54	1-J03
687971-2	3	54	1-J03
687975-3	3	46	1-I19
	3	54	1-J03
687979-5	3	72	1-J21
687994-4	8	50	3-C07
687995-1	8	50	3-C07
688022-3	6	12	2-J15
	6	30	2-K09
688023-1	6	12	2-J15
	6	30	2-K09
688024-9	8	8	3-A13
688025-6	8	8	3-A13
688035-5	2b	4	1-C17
688038-9	4	84	2-D15
688048-8	4	10	2-A13
688049-6	4	10	2-A13
688050-4	4	10	2-A13
688051-2	4	10	2-A13
688052-0	4	10	2-A13
688053-8	3	56	1-J05
688054-6	3	56	1-J05
688085-0	2c	44	1-F03
	2c	48	1-F07
	2c	54	1-F13
688086-8	2c	44	1-F03
	2c	48	1-F07
	2c	54	1-F13
688087-6	2c	46	1-F05
688088-4	2c	44	1-F03
	2c	48	1-F07
	2c	50	1-F09
	2c	54	1-F13
688109-8	2c	46	1-F05
688110-6	6	24	2-K03
688118-9	5	24	2-H09
688119-7	5	24	2-H09
688136-1	5	24	2-H09
688140-3	6	2	2-J05
688162-7	9	28	4-F01
	9	32	4-F05
688227-8	9	28	4-F01
	9	32	4-F05
688230-2	9	8	4-E05
688232-8	2c	4	1-D11
688252-6	6	10	2-J13
688253-4	4	94	2-E01
688342-5	3	102	1-L03
688349-0	3	92	1-K17
688349-0	3	94	1-K19
	3	96	1-K21
688355-7	3	70	1-J19
688357-3	3	76	1-K01
688363-1	3	98	1-K23
688378-9	3	98	1-K23
688400-1	3	56	1-J05
688422-5	3	72	1-J21
688469-6	8	8	3-A13
688472-0	8	84	3-D17
	8	88	3-D21
688473-8	8	86	3-D19
	8	88	3-D21
688474-6	8	86	3-D19
	8	90	3-D23
688475-3	8	86	3-D19
	8	90	3-D23
688520-6	9	2	4-D23
	9	4	4-E01
688521-4	9	2	4-D23
	9	4	4-E01
	9	10	4-E07
688542-0	8	98	3-E07
688545-3	8	86	3-D19
688548-7	8	98	3-E07
	8	102	3-E11
688553-7	8	4	3-A09
688572-7	8	98	3-E07
	8	102	3-E11
688573-5	8	98	3-E07
	8	102	3-E11
688593-3	2c	4	1-D11
	2c	6	1-D13
	2c	22	1-E05
	2c	26	1-E09
688614-7	3	100	1-L01
688622-0	3	102	1-L03
688623-8	3	82	1-K07
688624-6	3	82	1-K07
688626-1	3	66	1-J15
688627-9	3	68	1-J17
688628-7	3	68	1-J17
688630-3	3	60	1-J09
	3	78	1-K03
	9	56	4-G05
688631-1	3	60	1-J09
688632-9	3	60	1-J09
688638-6	3	60	1-J09
688644-4	3	60	1-J09
688646-9	3	60	1-J09
688652-7	3	60	1-J09
688658-4	3	58	1-J07
	3	60	1-J09
	3	62	1-J11
	3	64	1-J13
688661-8	3	66	1-J15
688684-0	3	102	1-L03
688688-1	3	68	1-J17
688690-7	3	84	1-K09
688691-5	3	84	1-K09
688703-8	8	116	3-F01
688704-6	8	116	3-F01
688707-9	9	36	4-F09
688708-7	9	36	4-F09
688709-5	9	36	4-F09
688710-3	9	36	4-F09
688711-1	9	36	4-F09
688712-9	9	36	4-F09
688713-7	9	36	4-F09
688714-5	9	36	4-F09
688715-2	9	36	4-F09
688716-0	9	36	4-F09
688717-8	9	36	4-F09
688718-6	9	36	4-F09
688719-4	9	36	4-F09
688720-2	9	36	4-F09
688721-0	9	36	4-F09
688722-8	9	36	4-F09
688723-6	9	36	4-F09
688724-4	9	36	4-F09
688725-1	9	36	4-F09
688726-9	9	36	4-F09
688739-2	5	12	2-G21
	5	14	2-G23
688748-3	6	20	2-J23
688769-9	5	6	2-G15
688770-7	5	6	2-G15
688823-4	8	218	3-J07
	8	222	3-J11
688824-2	8	174	3-H11
688825-9	8	174	3-H11
688830-9	8	218	3-J07
	8	222	3-J11
688831-7	8	218	3-J07
	8	222	3-J11
688832-5	8	218	3-J07
	8	222	3-J11
688833-3	8	218	3-J07
	8	222	3-J11
688847-3	8	222	3-J11
	8	226	3-J15
688849-9	8	60	3-C17
688870-5	8	224	3-J13
688873-9	8	116	3-F01
	8	120	3-F05
688900-0	8	226	3-J15
688909-1	9	30	4-F03
688912-5	9	30	4-F03
688916-6	9	30	4-F03
688917-4	9	30	4-F03
688918-2	9	30	4-F03
688929-9	9	28	4-F01
688931-5	9	54	4-G03
688950-5	5	6	2-G15
688955-4	2c	16	1-D23
688971-1	2c	18	1-E01
688976-0	2d	6	1-G03
688982-8	2d	2	1-F23
	2d	6	1-G03
688985-1	2c	44	1-F03
	2c	48	1-F07
	2c	50	1-F09
688986-9	2c	44	1-F03
	2c	48	1-F07
	2c	54	1-F13
688987-7	2c	44	1-F03
	2c	48	1-F07
	2c	50	1-F09
	2c	54	1-F13
691649-8	8	248	3-K13
691865-0	8	134	3-F19
	8	140	3-G01
	8	146	3-G07
	8	152	3-G13
	8	158	3-G19
	8	162	3-G23
	8	170	3-H07
	8	174	3-H11
	8	180	3-H17
691865-0	8	186	3-H23
	8	208	3-I21
	8	214	3-J03
692067-2	8	134	3-F19
	8	140	3-G01
	8	146	3-G07
	8	152	3-G13
	8	158	3-G19
	8	164	3-H01
	8	170	3-H07
	8	174	3-H11
	8	180	3-H17
	8	186	3-H23
	8	208	3-I21
	8	214	3-J03
692081-3	8	136	3-F21
	8	140	3-G01
	8	146	3-G07
	8	152	3-G13
	8	158	3-G19
	8	164	3-H01
	8	170	3-H07
	8	174	3-H11
	8	180	3-H17
	8	186	3-H23
	8	192	3-I05
	8	196	3-I09
	8	208	3-I21
	8	214	3-J03
692340-3	8	132	3-F17
692341-1	8	132	3-F17
692342-9	8	132	3-F17
692345-2	8	132	3-F17
	8	206	3-I19
692346-0	8	132	3-F17
	8	206	3-I19
692347-8	8	132	3-F17
	8	206	3-I19
692348-6	8	132	3-F17
	8	206	3-I19
692349-4	8	132	3-F17
	8	206	3-I19
692350-2	8	132	3-F17
	8	206	3-I19
692351-0	8	132	3-F17
	8	206	3-I19
692352-8	8	132	3-F17
	8	206	3-I19
692353-6	8	132	3-F17
	8	206	3-I19
692357-7	8	132	3-F17
	8	206	3-I19
692358-5	8	132	3-F17
	8	206	3-I19
692359-3	8	132	3-F17
	8	206	3-I19
692363-5	8	132	3-F17
	8	206	3-I19
692364-3	8	132	3-F17
	8	206	3-I19
692365-0	8	132	3-F17
	8	206	3-I19
692366-8	8	132	3-F17
	8	206	3-I19
692367-6	8	132	3-F17
	8	206	3-I19
692368-4	8	132	3-F17
	8	206	3-I19
692369-2	8	134	3-F19
	8	206	3-I19

Sida 21 Page — Nummerregister — Grupp 10a Group — Numerical register — 1975-12 — Sida 21 Page

Detalj nr Part No	Gr Gr	Sida Page	Koord Grid	Detalj nr Part No	Gr Gr	Sida Page	Koord Grid	Detalj nr Part No	Gr Gr	Sida Page	Koord Grid	Detalj nr Part No	Gr Gr	Sida Page	Koord Grid
692370-0	8	134	3-F19	692680-2	8	206	3-I19	693101-8	8	222	3-J11	693611-6	8	148	3-G09
	8	206	3-I19	692681-0	8	206	3-I19		8	226	3-J15		8	210	3-I23
692371-8	8	134	3-F19	692682-8	8	206	3-I19	693164-6	8	242	3-K07	693612-4	8	150	3-G11
	8	206	3-I19	692691-9	8	134	3-F19	693457-4	8	132	3-F17		8	212	3-J01
692372-6	8	134	3-F19		8	140	3-G01	693458-2	8	132	3-F17	693616-5	8	148	3-G09
	8	206	3-I19		8	208	3-I21	693459-0	8	132	3-F17		8	210	3-I23
692373-4	8	134	3-F19	692692-7	8	134	3-F19	693460-8	8	132	3-F17	693617-3	8	148	3-G09
	8	206	3-I19		8	140	3-G01	693461-6	8	138	3-F23		8	210	3-I23
692374-2	8	134	3-F19		8	208	3-I21	693462-4	8	138	3-F23	693618-1	8	150	3-G11
	8	206	3-I19	692702-4	8	134	3-F19	693463-2	8	138	3-F23		8	212	3-J01
692375-9	8	134	3-F19		8	140	3-G01	693464-0	8	138	3-F23	693627-2	8	144	3-G05
	8	208	3-I21		8	146	3-G07	693465-7	8	138	3-F23	693628-0	8	144	3-G05
692376-7	8	134	3-F19		8	152	3-G13	693466-5	8	138	3-F23		8	160	3-G21
	8	208	3-I21		8	158	3-G19	693467-3	8	138	3-F23	693629-8	8	144	3-G05
692377-5	8	134	3-F19		8	164	3-H01	693468-1	8	138	3-F23	693630-6	8	144	3-G05
	8	208	3-I21		8	170	3-H07	693505-0	8	216	3-J05		8	166	3-H03
692378-3	8	134	3-F19		8	174	3-H11	693540-7	8	116	3-F01	693631-4	8	150	3-G11
	8	208	3-I21		8	180	3-H17		8	120	3-F05		8	156	3-G17
692379-1	8	134	3-F19		8	186	3-H23	693541-5	8	116	3-F01		8	212	3-J01
	8	208	3-I21		8	192	3-I05		8	120	3-F05	693632-2	8	150	3-G11
692380-9	8	134	3-F19		8	196	3-I09	693542-3	8	116	3-F01		8	212	3-J01
	8	208	3-I21		8	208	3-I21	693543-1	8	116	3-F01	693634-8	8	150	3-G11
692381-7	8	136	3-F21		8	214	3-J03	693544-9	8	116	3-F01		8	212	3-J01
	8	208	3-I21	692812-1	8	246	3-K11	693545-6	8	116	3-F01	693651-2	8	144	3-G05
692382-5	8	136	3-F21	692818-8	8	134	3-F19		8	120	3-F05	693652-0	8	144	3-G05
	8	140	3-G01		8	140	3-G01		8	124	3-F09	693653-8	8	144	3-G05
	8	208	3-I21		8	146	3-G07	693579-5	8	142	3-G03		8	160	3-G21
692383-3	8	136	3-F21		8	152	3-G13	693580-3	8	142	3-G03	693654-6	8	144	3-G05
	8	140	3-G01		8	158	3-G19	693581-1	8	142	3-G03		8	162	3-G23
	8	208	3-I21		8	162	3-G23		8	160	3-G21	693655-3	8	144	3-G05
692397-3	8	136	3-F21		8	170	3-H07	693582-9	8	142	3-G03	693656-1	8	144	3-G05
	8	140	3-G01		8	174	3-H11		8	160	3-G21	693657-9	8	144	3-G05
	8	146	3-G07		8	180	3-H17	693585-2	8	142	3-G03	693658-7	8	144	3-G05
	8	152	3-G13		8	186	3-H23		8	166	3-H03	693659-5	8	150	3-G11
	8	158	3-G19		8	192	3-I05	693586-0	8	142	3-G03		8	156	3-G17
	8	164	3-H01		8	196	3-I09		8	166	3-H03		8	212	3-J01
	8	208	3-I21		8	200	3-I13	693587-8	8	148	3-G09	693660-3	8	150	3-G11
	8	214	3-J03		8	202	3-I15		8	154	3-G15		8	156	3-G17
692425-2	8	216	3-J05		8	208	3-I21	693588-6	8	148	3-G09		8	212	3-J01
692426-0	8	246	3-K11		8	214	3-J03		8	154	3-G15	693665-2	8	150	3-G11
692427-8	8	246	3-K11	692819-6	8	134	3-F19	693589-4	8	148	3-G09		8	212	3-J01
692428-6	8	246	3-K11		8	140	3-G01	693590-2	8	148	3-G09	693666-0	8	212	3-J01
692429-4	8	246	3-K11		8	146	3-G07	693593-6	8	148	3-G09	693667-8	8	144	3-G05
692488-0	8	132	3-F17		8	152	3-G13	693594-4	8	148	3-G09	693668-6	8	144	3-G05
692489-8	8	132	3-F17		8	158	3-G19	693595-1	8	142	3-G03	693669-4	8	144	3-G05
692496-3	8	132	3-F17		8	162	3-G23	693596-9	8	142	3-G03		8	162	3-G23
692497-1	8	132	3-F17		8	170	3-H07	693597-7	8	142	3-G03	693670-2	8	144	3-G05
692498-9	8	134	3-F19		8	174	3-H11	693598-5	8	142	3-G03		8	162	3-G23
692499-7	8	134	3-F19		8	180	3-H17	693599-3	8	142	3-G03	693671-0	8	144	3-G05
692500-2	8	134	3-F19		8	186	3-H23		8	160	3-G21	693672-8	8	144	3-G05
692501-0	8	134	3-F19		8	192	3-I05	693600-9	8	142	3-G03	693673-6	8	144	3-G05
692504-4	8	138	3-F23		8	196	3-I09		8	160	3-G21	693674-4	8	144	3-G05
692511-9	8	138	3-F23		8	200	3-I13	693601-7	8	142	3-G03	693675-1	8	150	3-G11
692512-7	8	138	3-F23		8	204	3-I17	693602-5	8	142	3-G03		8	156	3-G17
692513-5	8	138	3-F23		8	208	3-I21	693603-3	8	142	3-G03		8	212	3-J01
692514-3	8	138	3-F23		8	214	3-J03	693604-1	8	142	3-G03	693676-9	8	150	3-G11
692515-0	8	140	3-G01	692826-1	8	246	3-K11	693605-8	8	142	3-G03		8	156	3-G17
692516-8	8	140	3-G01	692829-5	8	246	3-K11		8	166	3-H03		8	212	3-J01
692518-4	8	138	3-F23	692830-3	8	246	3-K11	693606-6	8	142	3-G03	693677-7	8	150	3-G11
692519-2	8	138	3-F23	692839-4	8	216	3-J05		8	166	3-H03		8	212	3-J01
692526-7	8	138	3-F23		8	222	3-J11	693607-4	8	148	3-G09	693678-5	8	150	3-G11
692527-5	8	138	3-F23		8	226	3-J15		8	210	3-I23		8	212	3-J01
692528-3	8	138	3-F23	692846-9	8	216	3-J05	693608-2	8	148	3-G09	693681-9	8	150	3-G11
692529-1	8	138	3-F23	692879-0	8	22	3-B03		8	154	3-G15		8	212	3-J01
692530-9	8	140	3-G01	692880-8	8	22	3-B03		8	210	3-I23	693682-7	8	150	3-G11
692531-7	8	140	3-G01	692881-6	8	22	3-B03	693609-0	8	150	3-G11		8	212	3-J01
692533-3	8	216	3-J05	692882-4	8	22	3-B03		8	154	3-G15	693683-5	8	144	3-G05
692674-5	8	206	3-I19	693067-1	8	20	3-B01		8	210	3-I23	693684-3	8	144	3-G05
692675-2	8	206	3-I19	693068-9	8	20	3-B01	693610-8	8	148	3-G09	693685-0	8	144	3-G05
692676-0	8	206	3-I19	693101-8	8	216	3-J05		8	210	3-I23		8	162	3-G23

Sida 22 Page 1975-12

Nummerregister

Grupp 10a Group

Numerical register

Sida 22 Page

Detalj nr Part No	Gr Gr	Sida Page	Koord Grid	Detalj nr Part No	Gr Gr	Sida Page	Koord Grid	Detalj nr Part No	Gr Gr	Sida Page	Koord Grid	Detalj nr Part No	Gr Gr	Sida Page	Koord Grid
693686-8	8	144	3-G05	693767-6	8	114	3-E23	694769-1	8	154	3-G15	694923-4	8	108	3-E17
	8	162	3-G23	693768-4	8	114	3-E23	694770-9	8	160	3-G21	694924-2	8	108	3-E17
693687-6	8	144	3-G05	693769-2	8	114	3-E23	694771-7	8	160	3-G21	694925-9	8	108	3-E17
693688-4	8	144	3-G05	693770-0	8	114	3-E23	694772-5	8	160	3-G21	694932-5	8	110	3-E19
693689-2	8	144	3-G05	693771-8	8	114	3-E23		8	166	3-H03	694933-3	8	110	3-E19
693690-0	8	144	3-G05	693772-6	8	116	3-F01	694773-3	8	154	3-G15	694934-1	8	110	3-E19
693691-8	8	150	3-G11	693773-4	8	114	3-E23		8	166	3-H03	694935-8	8	110	3-E19
	8	158	3-G19	693774-2	8	116	3-F01		8	184	3-H21	694942-4	8	110	3-E19
	8	212	3-J01	693775-9	8	114	3-E23	694774-1	8	154	3-G15	694943-2	8	110	3-E19
693692-6	8	152	3-G13	693776-7	8	116	3-F01		8	166	3-H03	694944-0	8	110	3-E19
	8	158	3-G19	693777-5	8	114	3-E23		8	184	3-H21	694945-7	8	110	3-E19
	8	212	3-J01	693778-3	8	116	3-F01	694775-8	8	160	3-G21	694948-1	8	112	3-E21
693693-4	8	150	3-G11	693787-4	8	116	3-F01	694776-6	8	160	3-G21	694949-9	8	112	3-E21
	8	212	3-J01	693788-2	8	116	3-F01		8	166	3-H03	694950-7	8	114	3-E23
693694-2	8	152	3-G13	693789-0	8	116	3-F01	694777-4	8	154	3-G15	694951-5	8	114	3-E23
	8	214	3-J03	693790-8	8	116	3-F01	694781-6	8	160	3-G21	694958-0	8	112	3-E21
693697-5	8	150	3-G11	693877-3	8	242	3-K07	694795-6	8	156	3-G17	694960-6	8	158	3-G19
	8	212	3-J01	693889-8	8	112	3-E21	694796-4	8	160	3-G21		8	162	3-G23
693698-3	8	152	3-G13	693890-6	8	112	3-E21	694797-2	8	156	3-G17	694961-4	8	162	3-G23
	8	214	3-J03	693891-4	8	112	3-E21		8	166	3-H03	694964-8	8	108	3-E17
693699-1	8	146	3-G07	693991-2	8	134	3-F19		8	184	3-H21	694965-5	8	108	3-E17
693700-7	8	146	3-G07		8	140	3-G01	694798-0	8	160	3-G21	694966-3	8	114	3-E23
	8	164	3-H01		8	146	3-G07		8	166	3-H03	694967-1	8	114	3-E23
693702-3	8	146	3-G07		8	152	3-G13	694830-1	8	150	3-G11	694968-9	8	114	3-E23
	8	152	3-G13		8	208	3-I21		8	156	3-G17	694969-7	8	114	3-E23
	8	214	3-J03		8	214	3-J03	694831-9	8	150	3-G11	694970-5	8	114	3-E23
693708-0	8	164	3-H01	693992-0	8	146	3-G07		8	156	3-G17	694973-9	8	108	3-E17
693715-5	8	112	3-E21		8	152	3-G13	694832-7	8	160	3-G21	694974-7	8	108	3-E17
693716-3	8	112	3-E21		8	214	3-J03	694833-5	8	160	3-G21	694975-4	8	110	3-E19
693717-1	8	112	3-E21	693994-6	8	146	3-G07	694834-3	8	156	3-G17	694976-2	8	110	3-E19
693718-9	8	112	3-E21		8	152	3-G13	694835-0	8	156	3-G17	694977-0	8	114	3-E23
693723-9	8	108	3-E17		8	214	3-J03	694836-8	8	160	3-G21	694978-8	8	116	3-F01
693724-7	8	108	3-E17	694345-0	8	160	3-G21	694837-6	8	162	3-G23	694979-6	8	114	3-E23
693725-4	8	108	3-E17	694346-8	8	160	3-G21	694838-4	8	160	3-G21	694980-4	8	116	3-F01
693726-2	8	108	3-E17	694348-4	8	160	3-G21	694839-2	8	160	3-G21	694983-8	8	110	3-E19
693728-8	8	108	3-E17	694349-2	8	160	3-G21	694847-5	8	114	3-E23	694984-6	8	110	3-E19
693729-6	8	108	3-E17	694661-0	8	116	3-F01	694850-9	8	150	3-G11	694985-3	8	112	3-E21
693730-4	8	108	3-E17	694663-6	8	158	3-G19		8	156	3-G17	694993-7	8	116	3-F01
693731-2	8	110	3-E19		8	162	3-G23	694851-7	8	150	3-G11	694994-5	8	116	3-F01
693732-0	8	110	3-E19	694707-1	8	112	3-E21		8	156	3-G17	695005-9	8	146	3-G07
693733-8	8	110	3-E19	694708-9	8	114	3-E23	694852-5	8	162	3-G23		8	152	3-G13
693734-6	8	110	3-E19	694725-3	8	158	3-G19	694853-3	8	162	3-G23		8	158	3-G19
693735-3	8	110	3-E19	694728-7	8	158	3-G19	694854-1	8	156	3-G17		8	162	3-G23
693736-1	8	110	3-E19	694731-1	8	164	3-H01	694855-8	8	156	3-G17		8	214	3-J03
693737-9	8	110	3-E19		8	170	3-H07	694856-6	8	162	3-G23	695006-7	8	146	3-G07
693738-7	8	110	3-E19	694732-9	8	164	3-H01	694857-4	8	162	3-G23		8	152	3-G13
693739-5	8	108	3-E17	694733-7	8	164	3-H01	694858-2	8	162	3-G23		8	158	3-G19
693740-3	8	108	3-E17	694746-9	8	154	3-G15	694859-0	8	162	3-G23		8	162	3-G23
693741-1	8	108	3-E17	694747-7	8	154	3-G15	694866-5	8	114	3-E23		8	214	3-J03
693742-9	8	108	3-E17	694748-5	8	160	3-G21	694867-3	8	116	3-F01	695126-3	8	148	3-G09
693743-7	8	108	3-E17	694749-3	8	160	3-G21	694870-7	8	156	3-G17	695127-1	8	148	3-G09
693744-5	8	108	3-E17	694750-1	8	142	3-G03	694871-5	8	158	3-G19	695129-7	8	154	3-G15
693745-2	8	108	3-E17		8	154	3-G15	694872-3	8	162	3-G23	695130-5	8	148	3-G09
693746-0	8	108	3-E17		8	166	3-H03	694873-1	8	162	3-G23	695131-3	8	148	3-G09
693747-8	8	110	3-E19		8	184	3-H21	694874-9	8	156	3-G17	695132-1	8	150	3-G11
693748-6	8	110	3-E19	694751-9	8	142	3-G03	694875-6	8	158	3-G19	695133-9	8	154	3-G15
693749-4	8	110	3-E19		8	154	3-G15	694876-4	8	162	3-G23		8	210	3-I23
693750-2	8	110	3-E19		8	166	3-H03	694877-2	8	162	3-G23	695134-7	8	154	3-G15
693751-0	8	110	3-E19		8	184	3-H21	694878-0	8	162	3-G23		8	210	3-I23
693752-8	8	110	3-E19	694752-7	8	160	3-G21	694879-8	8	162	3-G23	695135-4	8	154	3-G15
693753-6	8	110	3-E19		8	166	3-H03	694889-7	8	158	3-G19		8	212	3-J01
693754-4	8	110	3-E19	694753-5	8	160	3-G21	694890-5	8	164	3-H01	695138-8	8	150	3-G11
693755-1	8	114	3-E23		8	166	3-H03	694891-3	8	158	3-G19	695139-6	8	156	3-G17
693756-9	8	114	3-E23	694760-0	8	160	3-G21	694892-1	8	164	3-H01		8	212	3-J01
693757-7	8	114	3-E23	694766-7	8	154	3-G15	694897-0	8	164	3-H01	695146-1	8	156	3-G17
693758-5	8	114	3-E23		8	166	3-H03	694912-7	8	108	3-E17		8	212	3-J01
693763-5	8	114	3-E23		8	184	3-H21	694913-5	8	108	3-E17	695147-9	8	156	3-G17
693764-3	8	114	3-E23	694767-5	8	154	3-G15	694914-3	8	108	3-E17		8	212	3-J01
693765-0	8	114	3-E23	694768-3	8	160	3-G21	694915-0	8	108	3-E17	695150-3	8	156	3-G17
693766-8	8	114	3-E23		8	166	3-H03	694922-6	8	108	3-E17		8	212	3-J01

Sida 23 Page — Nummerregister — Grupp 10a Group — Numerical register — 1975-12 — Sida 23 Page

Detalj nr Part No	Gr Gr	Sida Page	Koord Grid	Detalj nr Part No	Gr Gr	Sida Page	Koord Grid	Detalj nr Part No	Gr Gr	Sida Page	Koord Grid	Detalj nr Part No	Gr Gr	Sida Page	Koord Grid
695151-1	8	156	3-G17	695696-5	8	184	3-H21	696498-5	8	178	3-H15	697617-9	8	120	3-F05
	8	212	3-J01	695706-2	8	120	3-F05	696499-3	8	172	3-H09		8	124	3-F09
695152-9	8	150	3-G11	695709-6	8	120	3-F05	696600-6	8	168	3-H05	697622-9	8	124	3-F09
695153-7	8	152	3-G13	695843-3	8	124	3-F09		8	178	3-H15	697624-5	8	124	3-F09
695154-5	8	156	3-G17	695944-9	8	166	3-H03	696601-4	8	178	3-H15	697626-0	8	124	3-F09
	8	212	3-J01	695945-6	8	166	3-H03	696602-2	8	174	3-H11	697628-6	8	124	3-F09
695155-2	8	158	3-G19	695946-4	8	166	3-H03	696603-0	8	180	3-H17	697630-2	8	124	3-F09
	8	214	3-J03	695947-2	8	166	3-H03	696604-8	8	180	3-H17	697632-8	8	124	3-F09
695156-0	8	152	3-G13	695948-0	8	166	3-H03	696605-5	8	174	3-H11	697636-9	8	120	3-F05
	8	158	3-G19	695949-8	8	166	3-H03	696606-3	8	180	3-H17		8	124	3-F09
	8	214	3-J03	695951-4	8	166	3-H03	696607-1	8	180	3-H17		8	128	3-F13
695164-4	8	152	3-G13	695954-8	8	168	3-H05	696608-9	8	180	3-H17	697648-4	8	128	3-F13
	8	214	3-J03	695955-5	8	168	3-H05	696609-7	8	180	3-H17	697664-1	8	188	3-I01
695165-1	8	146	3-G07	695956-3	8	168	3-H05	696610-5	8	146	3-G07	697666-6	8	192	3-I05
695166-9	8	152	3-G13	696320-1	8	172	3-H09		8	170	3-H07	697698-9	8	188	3-I01
	8	158	3-G19	696321-9	8	172	3-H09		8	182	3-H19		8	194	3-I07
	8	214	3-J03	696324-3	8	172	3-H09	696611-3	8	170	3-H07	697718-5	8	174	3-H11
695167-7	8	112	3-E21	696325-0	8	172	3-H09		8	182	3-H19		8	180	3-H17
695168-5	8	112	3-E21	696327-6	8	172	3-H09	696612-1	8	124	3-F09		8	184	3-H21
695169-3	8	112	3-E21	696328-4	8	172	3-H09	696613-9	8	124	3-F09		8	190	3-I03
695170-1	8	112	3-E21	696332-6	8	166	3-H03	696616-2	8	124	3-F09		8	194	3-I07
695171-9	8	112	3-E21		8	172	3-H09	696617-0	8	124	3-F09		8	200	3-I13
695278-2	8	148	3-G09		8	184	3-H21	697012-3	8	120	3-F05		8	202	3-I15
695279-0	8	142	3-G03	696333-4	8	166	3-H03	697013-1	8	120	3-F05	697719-3	8	174	3-H11
	8	160	3-G21		8	172	3-H09	697014-9	8	120	3-F05		8	180	3-H17
695280-8	8	142	3-G03		8	184	3-H21	697018-0	8	120	3-F05		8	184	3-H21
695281-6	8	142	3-G03	696334-2	8	168	3-H05	697019-8	8	120	3-F05		8	190	3-I03
	8	166	3-H03		8	172	3-H09	697020-6	8	120	3-F05		8	194	3-I07
695282-4	8	142	3-G03		8	184	3-H21	697024-8	8	120	3-F05		8	200	3-I13
695283-2	8	148	3-G09	696335-9	8	168	3-H05	697025-5	8	120	3-F05		8	202	3-I15
	8	154	3-G15		8	172	3-H09	697026-3	8	120	3-F05	697808-4	8	188	3-I01
	8	210	3-I23		8	184	3-H21	697074-3	8	120	3-F05	697810-0	8	192	3-I05
695284-0	8	148	3-G09	696336-7	8	174	3-H11		8	124	3-F09	697820-9	8	200	3-I13
	8	210	3-I23	696337-5	8	174	3-H11	697077-6	8	124	3-F09	697821-7	8	200	3-I13
695286-5	8	148	3-G09	696338-3	8	176	3-H13	697104-8	8	168	3-H05	697854-8	8	188	3-I01
	8	210	3-I23	696340-9	8	176	3-H13		8	184	3-H21	697855-5	8	188	3-I01
695287-3	8	154	3-G15	696342-5	8	124	3-F09	697107-1	8	168	3-H05	697856-3	8	188	3-I01
	8	210	3-I23	696343-3	8	124	3-F09	697322-6	8	170	3-H07	697857-1	8	188	3-I01
695610-6	8	168	3-H05	696430-8	8	176	3-H13		8	186	3-H23	697858-9	8	188	3-I01
	8	174	3-H11	696434-0	8	176	3-H13	697323-4	8	170	3-H07	697860-5	8	188	3-I01
	8	180	3-H17	696469-6	8	172	3-H09	697324-2	8	170	3-H07	697862-1	8	190	3-I03
	8	184	3-H21	696470-4	8	178	3-H15	697325-9	8	170	3-H07	697863-9	8	190	3-I03
	8	190	3-I03	696471-2	8	178	3-H15	697462-0	8	188	3-I01	697865-4	8	190	3-I03
	8	194	3-I07	696472-0	8	172	3-H09		8	194	3-I07	697866-2	8	188	3-I01
	8	200	3-I13	696473-8	8	178	3-H15	697464-6	8	188	3-I01	697867-0	8	192	3-I05
	8	202	3-I15	696474-6	8	178	3-H15		8	194	3-I07	697868-8	8	188	3-I01
695611-4	8	168	3-H05	696475-3	8	172	3-H09	697466-1	8	188	3-I01	697869-6	8	188	3-I01
	8	174	3-H11	696476-1	8	178	3-H15		8	194	3-I07	697870-4	8	188	3-I01
	8	180	3-H17	696477-9	8	178	3-H15	697468-7	8	188	3-I01	697871-2	8	188	3-I01
	8	184	3-H21	696478-7	8	172	3-H09		8	194	3-I07	697872-0	8	188	3-I01
	8	190	3-I03	696479-5	8	178	3-H15	697469-5	8	188	3-I01	697874-6	8	188	3-I01
	8	194	3-I07	696480-3	8	178	3-H15		8	194	3-I07	697875-3	8	190	3-I03
	8	200	3-I13	696481-1	8	172	3-H09	697470-3	8	188	3-I01	697876-1	8	190	3-I03
	8	202	3-I15	696482-9	8	178	3-H15		8	194	3-I07	697877-9	8	190	3-I03
695641-1	8	166	3-H03	696483-7	8	178	3-H15	697474-5	8	188	3-I01	697878-7	8	190	3-I03
695642-9	8	166	3-H03	696484-5	8	172	3-H09		8	194	3-I07	697879-5	8	190	3-I03
695647-8	8	168	3-H05	696485-2	8	178	3-H15	697475-2	8	190	3-I03	697880-3	8	188	3-I01
695648-6	8	168	3-H05	696486-0	8	178	3-H15		8	194	3-I07	697881-1	8	188	3-I01
695649-4	8	168	3-H05	696490-2	8	172	3-H09	697476-0	8	190	3-I03	697882-9	8	188	3-I01
695653-6	8	168	3-H05	696491-0	8	166	3-H03		8	194	3-I07	697883-7	8	188	3-I01
695654-4	8	168	3-H05		8	178	3-H15	697477-8	8	190	3-I03	697884-5	8	188	3-I01
695655-1	8	168	3-H05	696492-8	8	178	3-H15		8	194	3-I07	697885-2	8	188	3-I01
695656-9	8	168	3-H05	696493-6	8	172	3-H09	697478-6	8	190	3-I03	697887-8	8	190	3-I03
695662-7	8	120	3-F05	696494-4	8	166	3-H03		8	194	3-I07	697888-6	8	190	3-I03
695663-5	8	120	3-F05		8	178	3-H15	697479-4	8	190	3-I03	697889-4	8	190	3-I03
695688-2	8	120	3-F05	696495-1	8	166	3-H03		8	194	3-I07	697890-2	8	190	3-I03
695690-8	8	120	3-F05		8	178	3-H15	697481-0	8	192	3-I05	697891-0	8	190	3-I03
695695-7	8	168	3-H05	696496-9	8	172	3-H09		8	196	3-I09	697892-8	8	190	3-I03
	8	184	3-H21	696497-7	8	178	3-H15	697615-3	8	124	3-F09	697893-6	8	188	3-I01
695696-5	8	168	3-H05	696498-5	8	168	3-H05		8	128	3-F13	697894-4	8	188	3-I01

Sida 24 Page 1975-12

Nummerregister

Grupp 10a Group

Numerical register

Sida 24 Page

Detalj nr Part No	Gr Gr	Sida Page	Koord Grid
698095-7	8	128	3-F13
698288-8	8	128	3-F13
698289-6	8	128	3-F13
698290-4	8	128	3-F13
698291-2	8	128	3-F13
698387-8	8	128	3-F13
698389-4	8	128	3-F13
698391-0	8	128	3-F13
698393-6	8	128	3-F13
698577-4	8	198	3-I11
698579-0	8	198	3-I11
698582-4	8	198	3-I11
698584-0	8	198	3-I11
698586-5	8	198	3-I11
698591-5	8	190	3-I03
	8	202	3-I15
698592-3	8	202	3-I15
698595-6	8	202	3-I15
698596-4	8	190	3-I03
	8	202	3-I15
698597-2	8	202	3-I15
698598-0	8	202	3-I15
698599-8	8	198	3-I11
698600-4	8	198	3-I11
698601-2	8	198	3-I11
698602-0	8	202	3-I15
698603-8	8	198	3-I11
698604-6	8	198	3-I11
698605-3	8	198	3-I11
698606-1	8	202	3-I15
698611-1	8	198	3-I11
698612-9	8	198	3-I11
698613-7	8	198	3-I11
698614-5	8	202	3-I15
698615-2	8	198	3-I11
698616-0	8	198	3-I11
698617-8	8	198	3-I11
698618-6	8	202	3-I15
698619-4	8	198	3-I11
698620-2	8	198	3-I11
698621-0	8	198	3-I11
698622-8	8	202	3-I15
698629-3	8	198	3-I11
698630-1	8	198	3-I11
698631-9	8	198	3-I11
698632-7	8	198	3-I11
698633-5	8	200	3-I13
698634-3	8	200	3-I13
698635-0	8	200	3-I13
698636-8	8	200	3-I13
698642-6	8	200	3-I13
698644-2	8	200	3-I13
698914-9	8	130	3-F15
698916-4	8	130	3-F15
698917-2	8	130	3-F15
698918-0	8	130	3-F15
698920-6	8	130	3-F15
698921-4	8	130	3-F15
698932-1	8	198	3-I11
698933-9	8	198	3-I11
698934-7	8	198	3-I11
698935-4	8	198	3-I11
698936-2	8	198	3-I11
698937-0	8	200	3-I13
698938-8	8	198	3-I11
698939-6	8	200	3-I13
698942-0	8	200	3-I13
698943-8	8	200	3-I13
698969-3	8	130	3-F15
698971-9	8	130	3-F15
698974-3	8	200	3-I13
698975-0	8	200	3-I13
698979-2	8	130	3-F15
698981-8	8	130	3-F15
699075-8	8	160	3-G21
699076-6	8	160	3-G21
	8	166	3-H03
699077-4	8	160	3-G21
699081-6	8	160	3-G21
699151-7	8	166	3-H03
	8	178	3-H15
699220-0	8	172	3-H09
699290-3	8	188	3-I01
	8	194	3-I07
699291-1	8	188	3-I01
699293-7	8	188	3-I01
699304-2	8	202	3-I15
699305-9	8	188	3-I01
699344-8	8	198	3-I11
699346-3	8	198	3-I11
699353-9	8	198	3-I11
699419-8	8	198	3-I11
714529-5	3	8	1-H05
	3	106	1-L07
	6	22	2-K01
	9	28	4-F01
	9	32	4-F05
820352-3	2c	36	1-E19
	2c	40	1-E23
820356-4	2c	36	1-E19
	2c	40	1-E23
820361-4	2c	36	1-E19
	2c	40	1-E23
824589-6	2a	18	1-B21
	2a	20	1-B23
827562-0	3	18	1-H15
833727-1	3	24	1-H21
905426-3	9	48	4-F21
	9	52	4-G01
906826-3	8	102	3-E11
907132-5	4	44	2-B23
907816-3	2d	8	1-G05
907819-7	2d	4	1-G01
	2d	6	1-G03
	2d	10	1-G07
907824-7	2d	8	1-G05
	4	6	2-A09
	4	8	2-A11
	4	24	2-B03
	5	26	2-H11
	5	30	2-H15
	8	12	3-A17
	8	216	3-J05
	8	222	3-J11
	8	236	3-K01
	8	242	3-K07
907849-4	2c	4	1-D11
	2c	22	1-E05
	5	30	2-H15
	6	2	2-J05
	8	236	3-K01
907886-6	2d	8	1-G05
907966-6	3	42	1-I15
910118-9	2a	12	1-B15
910121-3	2a	8	1-B11
913094-9	2d	4	1-G01
	2d	6	1-G03
	2d	10	1-G07
913110-3	4	8	2-A11
	4	24	2-B03
913114-5	8	12	3-A17
913117-8	8	236	3-K01
913124-4	5	26	2-H11
913128-5	4	6	2-A09
914446-0	5	38	2-H23
914449-4	4	24	2-B03
914450-2	8	236	3-K01
914452-8	4	4	2-A07
	4	8	2-A11
914454-4	9	28	4-F01
	9	32	4-F05
914456-9	2a	14	1-B17
	6	8	2-J11
914463-5	4	26	2-B05
	4	30	2-B09
	4	34	2-B13
914510-3	2a	8	1-B11
914516-0	6	18	2-J21
914523-6	6	16	2-J19
914524-4	6	24	2-K03
914526-9	9	28	4-F01
	9	32	4-F05
921781-1	2a	14	1-B17
921864-5	4	98	2-E05
925054-9	2a	18	1-B21
	4	52	2-C07
925055-6	8	222	3-J11
925060-6	3	4	1-H01
925067-1	2a	2	1-B05
925068-9	2c	4	1-D11
	2c	22	1-E05
925070-5	2c	26	1-E09
925255-2	2a	18	1-B21
940045-8	5	8	2-G17
	5	10	2-G19
	5	12	2-G21
940090-4	2c	4	1-D11
	2c	12	1-D19
	2c	20	1-E03
	2c	22	1-E05
	2d	8	1-G05
	3	60	1-J09
	3	92	1-K17
	3	94	1-K19
	8	116	3-F01
	8	120	3-F05
940092-0	3	40	1-I13
	3	60	1-J09
	8	64	3-C21
	8	96	3-E05
	9	2	4-D23
	9	4	4-E01
	9	12	4-E09
	9	14	4-E11
940094-6	2c	28	1-E11
	3	46	1-I19
	3	50	1-I23
940096-1	2a	2	1-B05
940097-9	4	16	2-A19
	4	18	2-A21
	4	22	2-B01
	4	24	2-B03
	4	48	2-C03
	6	2	2-J05
	6	30	2-K09
	8	56	3-C13
	8	102	3-E11
	8	104	3-E13
	8	216	3-J05
940097-9	8	232	3-J21
	8	236	3-K01
	8	238	3-K03
	8	242	3-K07
	9	28	4-F01
	9	32	4-F05
940098-7	9	30	4-F03
940100-1	2a	10	1-B13
	2a	18	1-B21
	2c	14	1-D21
	2c	30	1-E13
	3	46	1-I19
	3	50	1-I23
	4	22	2-B01
	4	48	2-C03
	6	4	2-J07
	8	98	3-E07
940105-0	3	60	1-J09
940108-4	4	16	2-A19
	4	18	2-A21
	4	22	2-B01
	4	48	2-C03
	4	52	2-C07
	4	94	2-E01
	8	4	3-A09
	8	56	3-C13
	8	236	3-K01
940109-2	3	66	1-J15
	3	68	1-J17
	4	64	2-C19
	4	72	2-D03
	9	6	4-E03
	9	26	4-E23
940110-0	4	56	2-C11
	4	60	2-C15
940113-4	2d	2	1-F23
	2d	6	1-G03
	2d	8	1-G05
	2d	12	1-G09
	5	16	2-H01
	5	24	2-H09
	5	40	2-I01
	8	68	3-D01
	8	74	3-D07
	8	232	3-J21
	8	236	3-K01
	8	238	3-K03
	8	242	3-K07
	9	2	4-D23
	9	4	4-E01
940114-2	3	14	1-H11
	6	4	2-J07
	6	10	2-J13
	6	22	2-K01
	8	104	3-E13
	9	28	4-F01
	9	32	4-F05
940115-9	2b	6	1-C19
	8	102	3-E11
940117-5	4	56	2-C11
	4	60	2-C15
940119-1	3	34	1-I07
	3	38	1-I11
	8	66	3-C23
940132-4	6	4	2-J07
	8	104	3-E13
940133-2	8	104	3-E13
940134-0	4	26	2-B05
	4	30	2-B09
	4	34	2-B13

Sida 25 Page — Nummerregister — Grupp 10a Group — Numerical register — 1975-12 — Sida 25 Page

Detalj nr Part No	Gr	Sida Page	Koord Grid	Detalj nr Part No	Gr	Sida Page	Koord Grid	Detalj nr Part No	Gr	Sida Page	Koord Grid	Detalj nr Part No	Gr	Sida Page	Koord Grid
940135-7	2a	18	1-B21	940160-5	4	14	2-A17	941380-8	4	76	2-D07	941907-8	2a	18	1-B21
	2b	4	1-C17		4	18	2-A21	941381-6	4	66	2-C21		2b	2	1-C15
	2c	46	1-F05		4	22	2-B01	941387-3	3	70	1-J19		2b	4	1-C17
	3	14	1-H11		4	48	2-C03		3	76	1-K01		2c	2	1-D09
	3	40	1-I13		4	52	2-C07		9	30	4-F03		2c	12	1-D19
	4	4	2-A07	940161-3	8	232	3-J21	941427-7	4	80	2-D11		2d	2	1-F23
	4	6	2-A09		8	236	3-K01	941442-6	4	56	2-C11		2d	6	1-G03
	4	8	2-A11		8	238	3-K03		4	60	2-C15		2d	8	1-G05
	4	22	2-B01		8	242	3-K07	941458-2	4	64	2-C19		2d	12	1-G09
	4	28	2-B07	940162-1	2c	44	1-F03		4	70	2-D01		3	4	1-H01
	4	32	2-B11		2c	48	1-F07	941459-0	4	64	2-C19		3	6	1-H03
	4	36	2-B15		4	24	2-B03		4	70	2-D01		3	40	1-I13
	4	50	2-C05		4	64	2-C19	941524-1	6	2	2-J05		4	4	2-A07
	4	56	2-C11		4	72	2-D03	941637-1	8	86	3-D19		4	6	2-A09
	4	60	2-C15		8	242	3-K07		8	90	3-D23		4	8	2-A11
	4	68	2-C23	940179-5	2d	6	1-G03		8	92	3-E01		4	22	2-B01
	4	74	2-D05	940184-5	3	6	1-H03	941680-1	2c	4	1-D11		4	24	2-B03
	5	16	2-H01	940186-0	2b	4	1-C17		2c	22	1-E05		4	28	2-B07
	5	30	2-H15	940199-3	5	16	2-H01	941686-8	6	22	2-K01		4	36	2-B15
	8	232	3-J21	940204-1	3	70	1-J19	941739-5	8	68	3-D01		4	48	2-C03
	8	236	3-K01	940216-5	4	24	2-B03	941754-4	2c	46	1-F05		4	50	2-C05
	8	242	3-K07	940217-3	2d	8	1-G05	941841-9	2c	44	1-F03		4	52	2-C07
940136-5	2b	4	1-C17		5	28	2-H13		2c	46	1-F05		4	54	2-C09
	2c	44	1-F03	940280-1	2d	12	1-G09		4	50	2-C05		5	16	2-H01
	2c	46	1-F05		3	14	1-H11	941857-5	4	96	2-E03		5	24	2-H09
	2c	48	1-F07		4	94	2-E01	941858-3	4	94	2-E01		5	38	2-H23
940140-7	3	66	1-J15		4	96	2-E03	941904-5	2d	6	1-G03		5	40	2-I01
	3	68	1-J17		5	20	2-H05		3	14	1-H11		6	12	2-J15
	3	74	1-J23		6	22	2-K01		3	26	1-H23		8	36	3-B17
940142-3	2c	50	1-F09		9	28	4-F01		3	28	1-I01		8	50	3-C07
940143-1	3	70	1-J19	940319-7	3	6	1-H03	941905-2	3	4	1-H01		8	64	3-C21
	3	76	1-K01	940320-5	3	6	1-H03		3	14	1-H11		8	66	3-C23
	5	38	2-H23	940374-2	3	104	1-L05		3	40	1-I13		8	68	3-D01
940145-6	4	6	2-A09	940375-9	4	64	2-C19		3	62	1-J11		8	74	3-D07
	8	64	3-C21		4	70	2-D01		3	64	1-J13		8	232	3-J21
940147-2	4	6	2-A09	941093-7	8	4	3-A09		3	70	1-J19		8	236	3-K01
	9	40	4-F13	941140-6	2d	4	1-G01		8	34	3-B15		8	238	3-K03
	9	42	4-F15		4	22	2-B01		8	64	3-C21		9	30	4-F03
	9	44	4-F17		4	50	2-C05		8	66	3-C23	941909-4	3	6	1-H03
	9	46	4-F19		5	16	2-H01		9	2	4-D23		4	14	2-A17
940152-2	4	4	2-A07	941262-8	3	84	1-K09		9	4	4-E01		4	18	2-A21
	5	24	2-H09		8	4	3-A09	941906-0	2a	2	1-B05		4	22	2-B01
	6	20	2-J23		8	6	3-A11		2a	10	1-B13		4	26	2-B05
940153-0	4	8	2-A11	941263-6	3	104	1-L05		2a	14	1-B17		4	30	2-B09
	9	38	4-F11		9	6	4-E03		2a	18	1-B21		4	34	2-B13
	9	40	4-F13	941264-4	2c	4	1-D11		2b	2	1-C15		4	48	2-C03
	9	42	4-F15		2c	22	1-E05		2b	4	1-C17		4	52	2-C07
	9	44	4-F17		3	60	1-J09		2b	6	1-C19		5	24	2-H09
	9	46	4-F19		3	104	1-L05		2c	8	1-D15	941911-0	6	24	2-K03
940154-8	5	20	2-H05	941265-1	2c	18	1-E01		2c	14	1-D21		8	102	3-E11
940155-5	2c	34	1-E17		2d	6	1-G03		2c	16	1-D23		8	104	3-E13
	2c	38	1-E21		3	84	1-K09		2c	24	1-E07		8	236	3-K01
	3	42	1-I15		5	28	2-H13		2d	2	1-F23	941962-3	8	2	3-A07
	3	46	1-I19		9	16	4-E13		2d	4	1-G01		8	4	3-A09
	3	50	1-I23		9	20	4-E17		2d	6	1-G03	941975-5	2c	18	1-E01
	5	20	2-H05	941266-9	8	250	3-K15		2d	8	1-G05		8	70	3-D03
	8	6	3-A11	941268-5	2c	8	1-D15		3	4	1-H01		8	74	3-D07
	8	30	3-B11		2c	22	1-E05		3	14	1-H11	942001-9	8	92	3-E01
	8	38	3-B19		8	250	3-K15		3	62	1-J11	942002-7	3	62	1-J11
	8	40	3-B21	941269-3	2d	12	1-G09		3	64	1-J13		3	64	1-J13
	8	46	3-C03		3	84	1-K09		3	70	1-J19	942054-8	2d	12	1-G09
	8	52	3-C09		8	250	3-K15		3	106	1-L07	942055-5	9	12	4-E09
	8	246	3-K11	941279-2	9	30	4-F03		4	22	2-B01		9	14	4-E11
940156-3	4	6	2-A09	941354-3	2c	6	1-D13		4	48	2-C03		9	24	4-E21
	5	38	2-H23		2c	10	1-D17		4	50	2-C05	942188-4	8	132	3-F17
940157-1	3	6	1-H03		2c	18	1-E01		4	54	2-C09		8	134	3-F19
940158-9	2a	2	1-B05	941379-0	4	64	2-C19		5	22	2-H07		8	138	3-F23
940159-7	2b	2	1-C15		4	66	2-C21		6	4	2-J07		8	144	3-G05
	2c	30	1-E13		4	70	2-D01		8	66	3-C23		8	150	3-G11
	4	50	2-C05		4	72	2-D03	941907-8	2a	16	1-B19		8	156	3-G17

Sida 26 Page 1975-12 — Nummerregister — Grupp 10a Group — Numerical register — Sida 26 Page

Detalj nr Part No	Gr Gr	Sida Page	Koord Grid	Detalj nr Part No	Gr Gr	Sida Page	Koord Grid	Detalj nr Part No	Gr Gr	Sida Page	Koord Grid	Detalj nr Part No	Gr Gr	Sida Page	Koord Grid
942188-4	8	206	3-I19	942624-8	3	6	1-H03	942995-2	2c	50	1-F09	943457-2	5	38	2-H23
	8	208	3-I21		3	42	1-I15		2c	54	1-F13	943471-3	5	16	2-H01
	8	212	3-J01		3	44	1-I17	942996-0	2c	44	1-F03		9	6	4-E03
942198-3	3	104	1-L05		4	6	2-A09		2c	50	1-F09	943472-1	2c	18	1-E01
942199-1	8	58	3-C15		5	38	2-H23	943001-8	8	4	3-A09		2c	20	1-E03
942207-2	3	40	1-I13		8	56	3-C13	943017-4	4	22	2-B01		5	16	2-H01
942227-0	4	50	2-C05		8	232	3-J21		4	48	2-C03		6	22	2-K01
	6	4	2-J07		8	238	3-K03	943035-6	4	22	2-B01		9	16	4-E13
942268-4	2c	30	1-E13		8	246	3-K11		4	48	2-C03		9	22	4-E19
942270-0	6	8	2-J11		8	248	3-K13	943038-0	6	4	2-J07	943473-9	2a	18	1-B21
942336-9	2a	2	1-B05		9	2	4-D23	943052-1	8	96	3-E05		2a	20	1-B23
	2c	44	1-F03		9	4	4-E01		8	98	3-E07		2c	14	1-D21
	2c	48	1-F07		9	6	4-E03	943070-3	3	40	1-I13		2c	16	1-D23
	4	52	2-C07	942672-7	9	28	4-F01	943079-4	2d	2	1-F23		2c	30	1-E13
	4	92	2-D23	942700-6	2b	6	1-C19	943090-1	5	4	2-G13		9	2	4-D23
	4	100	2-E07	942721-2	2c	44	1-F03		5	6	2-G15		9	4	4-E01
	5	20	2-H05		2c	48	1-F07	943097-6	2a	16	1-B19		9	10	4-E07
	6	4	2-J07		2c	54	1-F13	943154-5	8	226	3-J15	943474-7	9	8	4-E05
	6	12	2-J15	942723-8	4	38	2-B17	943159-4	4	54	2-C09	943476-2	2b	4	1-C17
	6	22	2-K01	942724-6	4	38	2-B17		8	6	3-A11	943477-0	2b	4	1-C17
	6	30	2-K09	942725-3	4	38	2-B17		8	30	3-B11	943479-6	2c	6	1-D13
	8	96	3-E05	942726-1	4	38	2-B17		8	34	3-B15		2c	26	1-E09
	8	98	3-E07	942727-9	4	38	2-B17		8	36	3-B17	943480-4	2c	2	1-D09
	8	102	3-E11	942728-7	4	38	2-B17		8	42	3-B23	943488-7	4	4	2-A07
	8	242	3-K07	942729-5	4	38	2-B17		8	46	3-C03		4	8	2-A11
942338-5	4	4	2-A07	942730-3	4	38	2-B17		8	48	3-C05	943501-7	9	6	4-E03
	6	2	2-J05	942731-1	4	38	2-B17		8	50	3-C07	943505-8	6	10	2-J13
942356-7	9	38	4-F11	942732-9	4	38	2-B17		8	54	3-C11	943506-6	5	4	2-G13
	9	44	4-F17	942733-7	4	28	2-B07		9	28	4-F01		5	6	2-G15
	9	48	4-F21		4	30	2-B09		9	32	4-F05	943507-4	5	8	2-G17
	9	52	4-G01		4	34	2-B13	943163-6	4	16	2-A19		5	10	2-G19
942357-5	9	38	4-F11	942734-5	2a	6	1-B09	943178-4	6	22	2-K01		5	12	2-G21
	9	48	4-F21		2a	20	1-B23	943199-0	5	16	2-H01	943508-2	2c	2	1-D09
	9	50	4-F23	942753-5	9	24	4-E21	943221-2	3	104	1-L05	943513-2	2a	16	1-B19
	9	52	4-G01	942754-3	8	20	3-B01	943298-0	8	32	3-B13		2c	36	1-E19
942383-1	4	46	2-C01	942785-7	3	98	1-K23		8	40	3-B21		2c	40	1-E23
942390-6	2c	16	1-D23		9	28	4-F01		8	48	3-C05	943519-9	8	20	3-B01
942402-9	4	88	2-D19	942803-8	4	88	2-D19		8	52	3-C09		9	4	4-E01
	4	98	2-E05	942836-8	2d	2	1-F23	943306-1	3	6	1-H03		9	10	4-E07
	4	104	2-E11		2d	4	1-G01	943307-9	3	104	1-L05	943530-6	9	50	4-F23
	5	38	2-H23		2d	6	1-G03	943309-5	4	48	2-C03	943545-4	3	106	1-L07
	5	40	2-I01		2d	8	1-G05		4	52	2-C07	943547-0	2d	2	1-F23
	6	12	2-J15		2d	10	1-G07	943315-2	2d	2	1-F23		2d	6	1-G03
	8	6	3-A11	942837-6	2d	2	1-F23		2d	8	1-G05		2d	10	1-G07
	8	24	3-B05		2d	4	1-G01	943345-9	3	28	1-I01	943548-8	2d	2	1-F23
	8	38	3-B19		2d	6	1-G03	943368-1	2a	18	1-B21	943549-6	2d	2	1-F23
	8	42	3-B23		2d	8	1-G05		2a	20	1-B23		2d	6	1-G03
	8	50	3-C07		2d	10	1-G07		9	22	4-E19	943557-9	3	104	1-L05
	8	54	3-C11	942852-5	2a	6	1-B09	943393-9	9	48	4-F21	943629-6	3	62	1-J11
	8	232	3-J21	942895-4	5	20	2-H05		9	52	4-G01		3	64	1-J13
	8	238	3-K03	942900-2	2a	4	1-B07	943394-7	9	38	4-F11		9	8	4-E05
942408-6	9	2	4-D23	942905-1	4	100	2-E07		9	42	4-F15		9	32	4-F05
	9	4	4-E01		4	104	2-E11		9	46	4-F19	943644-5	4	40	2-B19
	9	12	4-E09	942909-3	4	24	2-B03		9	48	4-F21	943648-6	8	222	3-J11
942411-0	4	42	2-B21	942913-5	4	4	2-A07		9	50	4-F23	943653-6	3	56	1-J05
942461-5	9	6	4-E03	942914-3	3	70	1-J19		9	52	4-G01	943659-3	6	10	2-J13
942519-0	8	218	3-J07		3	76	1-K01	943395-4	9	38	4-F11	943666-8	6	10	2-J13
	8	222	3-J11		5	38	2-H23		9	40	4-F13	943682-5	6	30	2-K09
	8	226	3-J15	942915-0	3	44	1-I17		9	50	4-F23	943685-8	3	104	1-L05
942545-5	3	98	1-K23		3	46	1-I19		9	52	4-G01	943687-4	3	104	1-L05
942565-3	8	66	3-C23		3	50	1-I23	943407-7	9	8	4-E05	943692-4	3	108	1-L09
942585-1	8	58	3-C15		4	52	2-C07		9	16	4-E13	943693-2	3	108	1-L09
942607-3	3	36	1-I09		4	54	2-C09		9	20	4-E17	943695-7	3	108	1-L09
	3	108	1-L09	942926-7	4	4	2-A07	943412-7	3	6	1-H03	943707-0	2c	18	1-E01
942621-4	3	78	1-K03	942934-1	4	4	2-A07	943423-4	2a	4	1-B07		2c	20	1-E03
	3	104	1-L05	942941-6	6	10	2-J13		5	16	2-H01	943722-9	3	56	1-J05
942624-8	2a	18	1-B21	942944-0	3	108	1-L09		9	32	4-F05	943727-8	3	56	1-J05
	2c	44	1-F03	942995-2	2c	44	1-F03	943455-6	2a	12	1-B15		3	58	1-J07
	2c	46	1-F05		2c	46	1-F05	943456-4	4	6	2-A09		3	62	1-J11
	2c	48	1-F07		2c	48	1-F07		5	38	2-H23		3	64	1-J13

Sida 27 Page — Nummerregister — Grupp 10a Group — Numerical register — 1975-12 — Sida 27 Page

Detalj nr Part No	Gr Gr	Sida Page	Koord Grid
943746-8	2c	6	1-D13
	2c	26	1-E09
	3	106	1-L07
	8	226	3-J15
	9	18	4-E15
943780-7	2a	16	1-B19
943784-9	8	60	3-C17
943797-1	3	104	1-L05
943804-5	8	236	3-K01
943811-0	9	4	4-E01
943815-1	4	84	2-D15
943818-5	2c	2	1-D09
943843-3	2c	4	1-D11
	2c	6	1-D13
	2c	8	1-D15
	2c	22	1-E05
	2c	24	1-E07
	2c	26	1-E09
943885-4	4	94	2-E01
943909-2	4	94	2-E01
	8	10	3-A15
	8	238	3-K03
943912-6	2c	12	1-D19
943920-9	2d	2	1-F23
943926-6	8	34	3-B15
	8	48	3-C05
943949-8	8	66	3-C23
943999-3	9	6	4-E03
	9	8	4-E05
	9	18	4-E15
	9	20	4-E17
	9	22	4-E19
	9	26	4-E23
944008-2	2c	44	1-F03
944012-4	3	6	1-H03
	8	24	3-B05
	8	232	3-J21
	8	238	3-K03
944023-1	9	28	4-F01
	9	32	4-F05
944025-6	2c	16	1-D23
944075-1	2c	8	1-D15
944102-3	8	38	3-B19
	8	50	3-C07
944148-6	8	38	3-B19
	8	44	3-C01
	8	50	3-C07
	8	54	3-C11
944155-1	2c	4	1-D11
944161-9	9	40	4-F13
	9	42	4-F15
944185-8	6	2	2-J05
944188-2	8	20	3-B01
944208-8	2c	14	1-D21
944209-6	4	14	2-A17
	4	16	2-A19
	4	18	2-A21
	4	48	2-C03
	4	52	2-C07
	4	92	2-D23
	4	102	2-E09
	8	96	3-E05
	8	98	3-E07
944216-1	3	104	1-L05
944217-9	2a	2	1-B05
944219-5	2c	4	1-D11
	2c	6	1-D13
	2c	22	1-E05
	2c	26	1-E09
944228-6	3	36	1-I09
944244-3	2a	2	1-B05
944270-8	2c	28	1-E11
	3	4	1-H01
944272-4	9	6	4-E03
944296-3	8	36	3-B17
944301-1	8	218	3-J07
	8	224	3-J13
944325-0	9	30	4-F03
944326-8	9	30	4-F03
944327-6	9	30	4-F03
944385-4	8	156	3-G17
	8	162	3-G23
	8	168	3-H05
	8	174	3-H11
	8	178	3-H15
	8	184	3-H21
	8	190	3-I03
	8	194	3-I07
	8	200	3-I13
	8	202	3-I15
944392-0	2c	18	1-E01
944408-4	2c	2	1-D09
944429-0	4	96	2-E03
	6	12	2-J15
	8	102	3-E11
944484-5	3	106	1-L07
944554-5	4	54	2-C09
944560-2	2c	14	1-D21
944579-2	6	4	2-J07
944633-7	9	38	4-F11
	9	42	4-F15
	9	44	4-F17
	9	46	4-F19
	9	48	4-F21
	9	50	4-F23
	9	52	4-G01
944704-6	5	28	2-H13
	9	42	4-F15
944729-3	2d	8	1-G05
944741-8	2a	10	1-B13
944925-7	2d	6	1-G03
	2d	10	1-G07
944926-5	2c	50	1-F09
	2c	54	1-F13
	3	40	1-I13
	4	88	2-D19
	8	70	3-D03
	8	76	3-D09
	8	234	3-J23
	8	240	3-K05
	9	42	4-F15
945301-0	6	22	2-K01
945323-4	8	6	3-A11
945348-1	2c	18	1-E01
945349-9	2c	4	1-D11
	2c	6	1-D13
945358-0	8	10	3-A15
	8	42	3-B23
	8	54	3-C11
945363-0	6	2	2-J05
945407-5	8	100	3-E09
	8	106	3-E15
945408-3	8	54	3-C11
	8	106	3-E15
	8	228	3-J17
	8	234	3-J23
	8	240	3-K05
945409-1	2c	50	1-F09
	2c	54	1-F13
	8	100	3-E09
945414-1	9	8	4-E05
945435-6	2c	12	1-D19
945438-0	2c	18	1-E01
945457-0	2c	46	1-F05
	2c	48	1-F07
	8	232	3-J21
	8	238	3-K03
945460-4	2c	26	1-E09
945467-9	2c	44	1-F03
945525-4	8	70	3-D03
945543-7	2c	18	1-E01
	2c	20	1-E03
945547-8	3	74	1-J23
945626-0	3	4	1-H01
	3	76	1-K01
945629-4	2c	48	1-F07
	2c	52	1-F11
945650-0	2c	2	1-D09
	2c	12	1-D19
945651-8	2c	12	1-D19
945652-6	2c	6	1-D13
	2c	10	1-D17
	2c	12	1-D19
	2c	14	1-D21
	2c	18	1-E01
	2c	20	1-E03
	8	20	3-B01
945683-1	3	92	1-K17
	3	94	1-K19
945694-8	8	34	3-B15
	8	50	3-C07
945698-9	2b	4	1-C17
	2c	30	1-E13
945701-1	8	4	3-A09
945717-7	8	238	3-K03
945719-3	8	240	3-K05
945732-6	8	12	3-A17
945739-1	8	238	3-K03
945751-6	2c	30	1-E13
945754-0	2c	18	1-E01
	5	16	2-H01
945760-7	3	108	1-L09
945773-0	8	30	3-B11
	8	40	3-B21
	8	46	3-C03
945782-1	3	104	1-L05
945783-9	3	108	1-L09
945799-5	2a	6	1-B09
945800-1	8	238	3-K03
945805-0	8	68	3-D01
	8	74	3-D07
945832-4	2d	8	1-G05
945841-5	4	26	2-B05
	4	30	2-B09
	4	34	2-B13
945842-3	4	26	2-B05
	4	30	2-B09
	4	34	2-B13
945844-9	4	26	2-B05
945846-4	4	26	2-B05
	4	30	2-B09
	4	34	2-B13
945848-0	2a	8	1-B11
945870-4	3	4	1-H01
945879-5	4	102	2-E09
945950-4	4	26	2-B05
945969-4	8	2	3-A07
946010-6	8	56	3-C13
946034-6	4	94	2-E01
	4	96	2-E03
946034-6	4	102	2-E09
946035-3	2c	44	1-F03
	2c	50	1-F09
946036-1	2c	50	1-F09
	2c	54	1-F13
946045-2	3	28	1-I01
946088-2	3	76	1-K01
946147-6	3	74	1-J23
946163-3	8	102	3-E11
946173-2	3	40	1-I13
	8	28	3-B09
946229-2	6	24	2-K03
946234-2	2c	10	1-D17
946305-0	8	90	3-D23
946341-5	4	28	2-B07
	4	34	2-B13
946379-5	2a	10	1-B13
946405-8	2c	14	1-D21
	2c	18	1-E01
	3	106	1-L07
	9	34	4-F07
946418-1	8	30	3-B11
	8	40	3-B21
	8	52	3-C09
946440-5	5	38	2-H23
	8	28	3-B09
	8	56	3-C13
946441-3	8	10	3-A15
946471-0	2c	50	1-F09
	2c	54	1-F13
	4	94	2-E01
	4	96	2-E03
	4	102	2-E09
	8	10	3-A15
	8	56	3-C13
	8	228	3-J17
946479-3	3	4	1-H01
	8	68	3-D01
	8	74	3-D07
946496-7	8	70	3-D03
946501-4	8	10	3-A15
	8	102	3-E11
	8	104	3-E13
	8	248	3-K13
946520-4	6	16	2-J19
946539-4	8	226	3-J15
946544-4	2c	30	1-E13
	3	46	1-I19
	3	50	1-I23
946559-2	2c	6	1-D13
946589-9	2c	46	1-F05
946594-9	8	42	3-B23
	8	54	3-C11
946600-4	2c	8	1-D15
	2c	24	1-E07
	2c	28	1-E11
946637-6	4	94	2-E01
946640-0	3	108	1-L09
946641-8	3	104	1-L05
946642-6	3	104	1-L05
946643-4	3	104	1-L05
946681-4	2a	18	1-B21
946699-6	8	2	3-A07
946710-1	8	92	3-E01
	8	94	3-E03
946753-1	8	228	3-J17
946763-0	4	92	2-D23
	4	102	2-E09
946788-7	3	106	1-L07
946790-3	2c	6	1-D13

Sida 28 Page 1975-12

Nummerregister

Grupp 10a Group

Numerical register

Sida 28 Page

Detalj nr Part No	Gr Gr	Sida Page	Koord Grid	Detalj nr Part No	Gr Gr	Sida Page	Koord Grid	Detalj nr Part No	Gr Gr	Sida Page	Koord Grid	Detalj nr Part No	Gr Gr	Sida Page	Koord Grid
946790-3	2c	26	1-E09	948181-3	8	2	3-A07	950045-5	3	70	1-J19	950375-6	6	20	2-J23
946795-2	3	4	1-H01	948185-4	8	60	3-C17		8	30	3-B11	950376-4	4	96	2-E03
946806-7	8	74	3-D07		8	72	3-D05		8	38	3-B19		6	12	2-J15
946813-3	3	32	1-I05		8	174	3-H11		8	40	3-B21	950377-2	4	94	2-E01
	3	36	1-I09		8	178	3-H15		8	46	3-C03		6	10	2-J13
	3	38	1-I11		8	190	3-I03		8	52	3-C09	950378-0	4	94	2-E01
946823-2	2c	20	1-E03		8	194	3-I07		8	58	3-C15	950384-8	4	88	2-D19
946824-0	3	76	1-K01		8	200	3-I13		8	66	3-C23	950385-5	9	38	4-F11
946828-1	8	94	3-E03		8	202	3-I15		8	68	3-D01		9	42	4-F15
946831-5	4	100	2-E07		8	234	3-J23		8	70	3-D03		9	46	4-F19
	4	104	2-E11		8	240	3-K05		8	74	3-D07		9	50	4-F23
946832-3	8	14	3-A19	948211-8	3	106	1-L07		8	96	3-E05	950390-5	6	2	2-J05
946911-5	5	20	2-H05	948218-3	9	14	4-E11		8	246	3-K11	950562-9	2a	6	1-B09
946934-7	3	46	1-I19		9	16	4-E13	950046-3	2c	16	1-D23	951120-5	4	22	2-B01
	3	50	1-I23		9	20	4-E17		2d	4	1-G01		4	24	2-B03
	8	42	3-B23		9	26	4-E23		6	4	2-J07	951146-0	4	42	2-B21
	9	6	4-E03	948240-7	8	250	3-K15		8	70	3-D03	951188-2	2c	8	1-D15
947043-6	2a	16	1-B19	948308-2	8	94	3-E03	950047-1	5	4	2-G13		2c	24	1-E07
947062-6	4	18	2-A21	948316-5	8	80	3-D13		5	6	2-G15		2c	26	1-E09
947073-3	3	76	1-K01	948489-0	2c	14	1-D21		8	38	3-B19		3	60	1-J09
947074-1	3	76	1-K01	950003-4	3	28	1-I01	950048-9	2c	16	1-D23		3	62	1-J11
947075-8	4	102	2-E09		3	34	1-I07		8	38	3-B19		3	84	1-K09
947092-3	4	20	2-A23	950004-2	3	34	1-I07	950049-7	8	38	3-B19		3	104	1-L05
947107-9	8	56	3-C13		3	38	1-I11		9	2	4-D23		4	6	2-A09
947122-8	3	62	1-J11	950007-5	3	84	1-K09		9	4	4-E01		8	6	3-A11
	3	64	1-J13		8	66	3-C23	950050-5	8	38	3-B19	951189-0	2c	6	1-D13
947123-6	3	62	1-J11	950008-3	3	60	1-J09	950055-4	8	64	3-C21		3	104	1-L05
	3	64	1-J13	950009-1	2c	4	1-D11	950058-8	4	94	2-E01		4	84	2-D15
947218-4	4	96	2-E03		2c	22	1-E05	950106-5	8	56	3-C13	951190-8	2c	8	1-D15
	4	102	2-E09	950010-9	9	12	4-E09	950113-1	8	36	3-B17	951191-6	3	6	1-H03
947327-3	5	14	2-G23		9	14	4-E11	950144-6	4	54	2-C09		3	84	1-K09
947370-3	2a	16	1-B19	950011-7	3	32	1-I05	950149-5	8	40	3-B21		3	104	1-L05
947441-2	2c	10	1-D17	950016-6	2d	6	1-G03		8	52	3-C09	951666-7	9	16	4-E13
947442-0	2c	26	1-E09	950018-2	8	32	3-B13	950207-1	4	68	2-C23	951668-3	5	28	2-H13
947487-5	5	28	2-H13		8	68	3-D01		4	72	2-D03		9	24	4-E21
947542-7	4	84	2-D15	950019-0	3	70	1-J19	950352-5	2c	18	1-E01	951669-1	2c	14	1-D21
	4	86	2-D17		3	76	1-K01		2c	20	1-E03		4	40	2-B19
947564-1	4	102	2-E09	950020-8	3	32	1-I05		2d	6	1-G03		4	42	2-B21
947586-4	3	36	1-I09		3	60	1-J09	950353-3	2d	8	1-G05		4	52	2-C07
947588-0	3	108	1-L09		3	76	1-K01		4	22	2-B01	951670-9	4	50	2-C05
947589-8	3	104	1-L05		4	80	2-D11		4	24	2-B03		8	218	3-J07
947590-6	3	104	1-L05		4	82	2-D13		4	48	2-C03		8	222	3-J11
947591-4	3	104	1-L05		8	34	3-B15		4	52	2-C07	951671-7	4	40	2-B19
947592-2	3	106	1-L07		8	48	3-C05		5	18	2-H03	951672-5	9	14	4-E11
947593-0	3	104	1-L05		8	66	3-C23		5	24	2-H09	951691-5	8	66	3-C23
947594-8	3	104	1-L05		8	68	3-D01		5	26	2-H11	951768-1	9	30	4-F03
947595-5	3	104	1-L05	950021-6	2c	6	1-D13		5	30	2-H15	951788-9	2c	4	1-D11
947596-3	3	106	1-L07		2c	22	1-E05		6	4	2-J07		2c	22	1-E05
947612-8	8	2	3-A07		2d	12	1-G09		6	22	2-K01	951794-7	2b	4	1-C17
947618-5	6	12	2-J15		8	58	3-C15	950354-1	4	96	2-E03	951796-2	2c	4	1-D11
947685-4	5	20	2-H05		9	12	4-E09		6	2	2-J05		2c	22	1-E05
947693-8	5	28	2-H13		9	14	4-E11		8	102	3-E11	951798-8	2c	2	1-D09
947715-9	8	40	3-B21	950022-4	4	80	2-D11		8	236	3-K01		2c	16	1-D23
	8	52	3-C09	950024-0	3	98	1-K23	950356-6	4	94	2-E01	951901-8	4	26	2-B05
947739-9	8	100	3-E09		4	80	2-D11		4	96	2-E03		4	30	2-B09
947780-3	3	62	1-J11		4	82	2-D13		6	2	2-J05		4	34	2-B13
	3	104	1-L05	950026-5	4	80	2-D11	950357-4	8	102	3-E11		4	98	2-E05
	4	20	2-A23	950029-9	4	82	2-D13	950363-2	4	6	2-A09		4	104	2-E11
947796-9	8	228	3-J17	950032-3	2c	14	1-D21		5	38	2-H23	951925-7	4	54	2-C09
947831-4	2c	10	1-D17		3	60	1-J09	950364-0	4	4	2-A07	951946-3	4	40	2-B19
	2c	12	1-D19	950038-0	4	6	2-A09		4	6	2-A09	951956-2	4	58	2-C13
	2c	14	1-D21	950044-8	2c	18	1-E01		5	38	2-H23		4	62	2-C17
	2c	18	1-E01		5	22	2-H07		6	4	2-J07	951958-8	4	18	2-A21
	2c	20	1-E03		8	40	3-B21	950365-7	2a	4	1-B07	951965-3	4	26	2-B05
947908-0	5	16	2-H01		8	52	3-C09		4	16	2-A19		4	30	2-B09
	9	6	4-E03		8	68	3-D01		4	18	2-A21		4	34	2-B13
947922-1	5	16	2-H01		8	70	3-D03		4	22	2-B01	951967-9	4	48	2-C03
948060-9	8	240	3-K05	950045-5	2a	2	1-B05		4	48	2-C03	951973-7	8	58	3-C15
948061-7	2c	12	1-D19		2d	2	1-F23		4	52	2-C07	951976-0	4	42	2-B21
948096-3	5	28	2-H13		2d	6	1-G03		5	24	2-H09	951978-6	4	54	2-C09

Sida 29 Page — Nummerregister — Grupp 10a Group — Numerical register — 1975-12 — Sida 29 Page

Detalj nr Part No	Gr Gr	Sida Page	Koord Grid
951986-9	8	58	3-C15
952069-3	2a	16	1-B19
	2a	18	1-B21
	2c	4	1-D11
952070-1	2a	6	1-B09
	2a	18	1-B21
952075-0	2a	6	1-B09
	2a	16	1-B19
	4	58	2-C13
952076-8	2a	6	1-B09
	6	8	2-J11
952358-0	4	26	2-B05
	4	30	2-B09
	4	34	2-B13
952359-8	4	98	2-E05
	4	104	2-E11
952515-5	4	42	2-B21
952517-1	4	40	2-B19
952624-5	2c	10	1-D17
952628-6	2c	20	1-E03
	3	62	1-J11
	3	64	1-J13
952630-2	9	28	4-F01
952633-6	6	22	2-K01
952634-4	3	104	1-L05
952635-1	2c	30	1-E13
952704-5	2d	8	1-G05
952714-4	8	242	3-K07
952715-1	8	216	3-J05
	8	222	3-J11
	8	226	3-J15
952956-1	4	6	2-A09
952959-5	9	34	4-F07
952960-3	2d	8	1-G05
	9	12	4-E09
953237-5	2c	2	1-D09
953241-7	2a	16	1-B19
953243-3	2a	16	1-B19
953259-9	2c	44	1-F03
	2c	48	1-F07
	2c	50	1-F09
	2c	54	1-F13
953261-5	9	32	4-F05
953465-2	2c	12	1-D19
954314-1	2c	4	1-D11
	2c	6	1-D13
	2c	8	1-D15
	2c	22	1-E05
	2c	24	1-E07
	2c	26	1-E09
	4	6	2-A09
954315-8	4	84	2-D15
954321-6	4	6	2-A09
954322-4	2c	4	1-D11
	2c	6	1-D13
	2c	10	1-D17
	4	84	2-D15
954329-9	4	84	2-D15
954336-4	4	84	2-D15
954343-0	2c	4	1-D11
	2c	10	1-D17
	4	84	2-D15
954350-5	4	84	2-D15
954365-3	4	84	2-D15
954443-8	3	108	1-L09
954445-3	3	108	1-L09
954446-1	3	108	1-L09
954447-9	3	108	1-L09
954449-5	3	108	1-L09
954450-3	3	108	1-L09
954453-7	3	108	1-L09
954455-2	3	108	1-L09
954461-0	3	108	1-L09
954469-3	3	108	1-L09
954513-8	3	6	1-H03
955083-1	2a	14	1-B17
955114-4	3	76	1-K01
955115-1	3	92	1-K17
	3	94	1-K19
	5	28	2-H13
955118-5	3	32	1-I05
	3	36	1-I09
955119-3	3	34	1-I07
	3	38	1-I11
	3	40	1-I13
	8	34	3-B15
	8	48	3-C05
955120-1	3	28	1-I01
	3	34	1-I07
	8	34	3-B15
	8	48	3-C05
	9	30	4-F03
955121-9	3	28	1-I01
	3	38	1-I11
955123-5	3	28	1-I01
	3	34	1-I07
	3	38	1-I11
	8	6	3-A11
955124-3	3	106	1-L07
	8	240	3-K05
955125-0	3	70	1-J19
	3	76	1-K01
	3	78	1-K03
955126-8	3	60	1-J09
	3	70	1-J19
	3	76	1-K01
	3	84	1-K09
	3	106	1-L07
	8	58	3-C15
	8	70	3-D03
	8	76	3-D09
	8	136	3-F21
	8	140	3-G01
	8	146	3-G07
	8	152	3-G13
	8	158	3-G19
	8	164	3-H01
	8	170	3-H07
	8	176	3-H13
	8	180	3-H17
	8	186	3-H23
	8	192	3-I05
	8	196	3-I09
	8	208	3-I21
	8	214	3-J03
	9	30	4-F03
955127-6	3	38	1-I11
	3	98	1-K23
	4	54	2-C09
	8	4	3-A09
	8	134	3-F19
	8	138	3-F23
	8	144	3-G05
	8	150	3-G11
	8	156	3-G17
	8	162	3-G23
	8	168	3-H05
	8	184	3-H21
	8	208	3-I21
	9	30	4-F03
	9	32	4-F05
	9	40	4-F13
	9	44	4-F17
955128-4	3	98	1-K23
	8	168	3-H05
	8	184	3-H21
955129-2	8	102	3-E11
	9	40	4-F13
955131-8	3	98	1-K23
	8	130	3-F15
955132-6	8	116	3-F01
	8	120	3-F05
955133-4	2a	18	1-B21
	9	28	4-F01
955137-5	2c	16	1-D23
	2c	26	1-E09
	3	4	1-H01
	3	38	1-I11
	3	56	1-J05
	3	62	1-J11
	3	70	1-J19
	3	72	1-J21
	3	78	1-K03
	3	98	1-K23
	3	106	1-L07
	8	6	3-A11
	8	8	3-A13
	8	30	3-B11
	8	40	3-B21
	8	46	3-C03
	8	48	3-C05
	8	52	3-C09
	8	58	3-C15
	8	102	3-E11
	9	20	4-E17
	9	24	4-E21
	9	28	4-F01
	9	32	4-F05
955138-3	2c	4	1-D11
	2c	6	1-D13
	2c	8	1-D15
	2c	14	1-D21
	2c	22	1-E05
	2c	24	1-E07
	2c	26	1-E09
	3	38	1-I11
	3	106	1-L07
	4	6	2-A09
	4	84	2-D15
	8	4	3-A09
	8	12	3-A17
	8	18	3-A23
	8	34	3-B15
	8	50	3-C07
	8	58	3-C15
	8	78	3-D11
	8	100	3-E09
	8	104	3-E13
	8	120	3-F05
	8	124	3-F09
	8	246	3-K11
	8	248	3-K13
	9	2	4-D23
	9	4	4-E01
	9	6	4-E03
	9	10	4-E07
	9	28	4-F01
955138-3	9	32	4-F05
955139-1	3	72	1-J21
	3	78	1-K03
	3	98	1-K23
	3	106	1-L07
	8	60	3-C17
	8	64	3-C21
	9	2	4-D23
	9	4	4-E01
	9	48	4-F21
955140-9	2c	4	1-D11
	2c	22	1-E05
	3	76	1-K01
	3	106	1-L07
	4	6	2-A09
	8	34	3-B15
	8	36	3-B17
	9	2	4-D23
	9	4	4-E01
	9	6	4-E03
	9	52	4-G01
955141-7	2c	8	1-D15
	2c	22	1-E05
	8	46	3-C03
	8	52	3-C09
	9	4	4-E01
	9	8	4-E05
	9	10	4-E07
	9	16	4-E13
	9	20	4-E17
955142-5	3	106	1-L07
	9	16	4-E13
	9	20	4-E17
955144-1	9	16	4-E13
	9	20	4-E17
955145-8	8	116	3-F01
	8	120	3-F05
955153-2	8	38	3-B19
	8	50	3-C07
955154-0	8	70	3-D03
	8	76	3-D09
	8	134	3-F19
	8	138	3-F23
	8	144	3-G05
	8	150	3-G11
	8	156	3-G17
	8	162	3-G23
	8	168	3-H05
	8	174	3-H11
	8	178	3-H15
	8	184	3-H21
	8	190	3-I03
	8	194	3-I07
	8	208	3-I21
	8	212	3-J01
	8	218	3-J07
955156-5	3	70	1-J19
	8	134	3-F19
	8	138	3-F23
	8	144	3-G05
	8	150	3-G11
	8	156	3-G17
	8	162	3-G23
	8	168	3-H05
	8	172	3-H09
	8	178	3-H15
	8	184	3-H21
	8	190	3-I03
	8	194	3-I07
	8	206	3-I19

Sida 30 Page 1975-12

Nummerregister

Grupp 10a Group

Numerical register

Sida 30 Page

Detalj nr Part No	Gr Gr	Sida Page	Koord Grid
955156-5	8	212	3-J01
	8	218	3-J07
	8	224	3-J13
955162-3	8	20	3-B01
955166-4	8	50	3-C07
955168-0	8	50	3-C07
955172-2	8	20	3-B01
	9	48	4-F21
	9	52	4-G01
955174-8	8	78	3-D11
	8	80	3-D13
955192-0	4	52	2-C07
955224-1	8	20	3-B01
955245-6	6	18	2-J21
955246-4	3	36	1-I09
	8	20	3-B01
955268-8	8	42	3-B23
	8	54	3-C11
955272-0	9	6	4-E03
955274-6	2c	44	1-F03
	2c	50	1-F09
	3	44	1-I17
955294-4	6	22	2-K01
	8	100	3-E09
	8	234	3-J23
	8	240	3-K05
955295-1	8	106	3-E15
	8	228	3-J17
955296-9	4	4	2-A07
	4	6	2-A09
	5	28	2-H13
955297-7	6	22	2-K01
955303-3	2c	50	1-F09
	2c	54	1-F13
955305-8	2c	50	1-F09
	2c	54	1-F13
955315-7	2c	48	1-F07
	8	100	3-E09
	8	104	3-E13
955337-1	4	102	2-E09
955349-6	4	94	2-E01
	4	102	2-E09
955354-6	4	102	2-E09
955358-7	8	6	3-A11
955511-1	2d	6	1-G03
955512-9	2a	14	1-B17
	2b	6	1-C19
	2c	20	1-E03
	2c	28	1-E11
	2c	30	1-E13
	2d	2	1-F23
	2d	8	1-G05
	4	54	2-C09
	5	30	2-H15
	5	38	2-H23
	6	4	2-J07
	8	64	3-C21
	9	6	4-E03
955513-7	4	22	2-B01
	4	48	2-C03
	4	50	2-C05
	5	16	2-H01
	8	2	3-A07
	9	6	4-E03
955514-5	2a	2	1-B05
	2a	18	1-B21
	2c	8	1-D15
	2c	24	1-E07
	8	6	3-A11
955515-2	2a	18	1-B21
955515-2	2d	6	1-G03
	3	4	1-H01
955516-0	4	56	2-C11
	4	60	2-C15
955518-6	2a	2	1-B05
955521-0	4	72	2-D03
955522-8	8	36	3-B17
	8	50	3-C07
	8	238	3-K03
955523-6	2a	6	1-B09
	2a	10	1-B13
	2b	6	1-C19
	2c	2	1-D09
	2c	44	1-F03
	2c	46	1-F05
	3	6	1-H03
	3	14	1-H11
	4	22	2-B01
	4	58	2-C13
	4	62	2-C17
	4	98	2-E05
	5	24	2-H09
	5	38	2-H23
	6	4	2-J07
	6	22	2-K01
	8	2	3-A07
	8	4	3-A09
	8	36	3-B17
	8	64	3-C21
	8	66	3-C23
	8	246	3-K11
	9	8	4-E05
	9	30	4-F03
955524-4	2a	10	1-B13
	2a	16	1-B19
	3	4	1-H01
	3	6	1-H03
	3	14	1-H11
	4	22	2-B01
	4	48	2-C03
	4	50	2-C05
	4	72	2-D03
	5	26	2-H11
	5	38	2-H23
	6	14	2-J17
	6	22	2-K01
	8	232	3-J21
	8	236	3-K01
	8	242	3-K07
	9	38	4-F11
	9	42	4-F15
	9	44	4-F17
955525-1	4	4	2-A07
	4	48	2-C03
	4	52	2-C07
	4	56	2-C11
	4	66	2-C21
	4	72	2-D03
	5	24	2-H09
	5	26	2-H11
	8	102	3-E11
955526-9	3	6	1-H03
	4	8	2-A11
955527-7	2b	2	1-C15
955530-1	6	22	2-K01
955534-3	3	14	1-H11
	4	22	2-B01
	8	4	3-A09
	8	96	3-E05
	8	236	3-K01
955535-0	2a	2	1-B05
	2b	2	1-C15
	2c	30	1-E13
	4	48	2-C03
	4	52	2-C07
	8	216	3-J05
	8	218	3-J07
	8	222	3-J11
	9	28	4-F01
955538-4	8	236	3-K01
955539-2	8	236	3-K01
955540-0	8	236	3-K01
955544-2	6	2	2-J05
955547-5	6	22	2-K01
955549-1	5	24	2-H09
955551-7	4	104	2-E11
	9	32	4-F05
955552-5	2c	30	1-E13
	5	24	2-H09
	9	32	4-F05
955561-6	6	22	2-K01
	8	96	3-E05
	8	98	3-E07
	8	100	3-E09
	8	102	3-E11
	8	104	3-E13
955567-3	3	14	1-H11
	4	94	2-E01
	9	28	4-F01
955568-1	4	94	2-E01
955569-9	4	94	2-E01
955583-0	8	102	3-E11
955636-6	4	46	2-C01
	5	20	2-H05
955638-2	4	44	2-B23
955672-1	4	48	2-C03
	4	52	2-C07
955692-9	9	38	4-F11
	9	40	4-F13
	9	42	4-F15
	9	44	4-F17
	9	46	4-F19
955694-5	9	40	4-F13
	9	42	4-F15
955723-2	2a	8	1-B11
955744-8	4	94	2-E01
955778-6	2c	42	1-F01
	8	66	3-C23
	8	236	3-K01
	8	238	3-K03
	8	242	3-K07
955779-4	3	16	1-H13
	3	60	1-J09
955780-2	2d	2	1-F23
	2d	4	1-G01
	2d	6	1-G03
	2d	8	1-G05
	2d	10	1-G07
	3	14	1-H11
	3	36	1-I09
	3	38	1-I11
	3	52	1-J01
	3	62	1-J11
	3	64	1-J13
	5	20	2-H05
955781-0	2c	30	1-E13
	3	14	1-H11
	3	24	1-H21
	3	42	1-I15
	3	44	1-I17
955781-0	3	46	1-I19
	3	50	1-I23
	4	4	2-A07
	8	2	3-A07
	8	86	3-D19
	8	90	3-D23
955782-8	2c	14	1-D21
	2c	50	1-F09
	2c	54	1-F13
	3	8	1-H05
	3	24	1-H21
	3	40	1-I13
	5	16	2-H01
	5	34	2-H19
	8	54	3-C11
	8	106	3-E15
955783-6	2c	48	1-F07
	8	100	3-E09
	8	104	3-E13
955800-8	4	52	2-C07
955820-6	6	24	2-K03
955825-5	2a	2	1-B05
	2b	2	1-C15
	2b	4	1-C17
	2c	2	1-D09
	2d	2	1-F23
	2d	6	1-G03
	3	4	1-H01
	3	46	1-I19
	3	50	1-I23
	4	48	2-C03
	6	4	2-J07
	8	2	3-A07
	8	58	3-C15
	8	66	3-C23
	8	96	3-E05
	8	98	3-E07
955826-3	2a	16	1-B19
	2c	2	1-D09
	2c	12	1-D19
	2c	44	1-F03
	2c	46	1-F05
	2c	48	1-F07
	3	40	1-I13
	4	6	2-A09
	4	50	2-C05
	5	26	2-H11
	6	10	2-J13
	6	12	2-J15
	6	14	2-J17
	8	232	3-J21
	8	236	3-K01
	8	238	3-K03
	8	242	3-K07
	9	30	4-F03
955827-1	4	24	2-B03
	4	48	2-C03
	4	52	2-C07
	6	10	2-J13
	6	22	2-K01
	8	96	3-E05
	8	98	3-E07
	8	102	3-E11
	8	232	3-J21
	8	242	3-K07
	9	32	4-F05
955834-7	4	42	2-B21
955835-4	4	52	2-C07
	4	76	2-D07
955844-6	2c	34	1-E17

Sida 31 Page — Nummerregister — Grupp 10a Group — Numerical register — 1975-12 — Sida 31 Page

Detalj nr Part No	Gr Gr	Sida Page	Koord Grid
955844-6	2c	38	1-E21
	3	88	1-K13
	3	90	1-K15
	3	92	1-K17
	3	94	1-K19
955846-1	2d	4	1-G01
	2d	6	1-G03
	2d	10	1-G07
	4	14	2-A17
	4	18	2-A21
955847-9	4	6	2-A09
	4	46	2-C01
	4	50	2-C05
	4	52	2-C07
	5	16	2-H01
	5	40	2-I01
955848-7	5	38	2-H23
	6	12	2-J15
955850-3	2d	12	1-G09
955857-8	4	8	2-A11
955858-6	5	20	2-H05
955859-4	4	4	2-A07
	6	20	2-J23
955890-9	2c	4	1-D11
	2c	22	1-E05
	2c	42	1-F01
	3	88	1-K13
955891-7	2c	14	1-D21
	2c	36	1-E19
	2c	40	1-E23
	2c	42	1-F01
	3	106	1-L07
	9	2	4-D23
955892-5	2c	20	1-E03
	3	14	1-H11
	3	42	1-I15
	3	60	1-J09
	8	42	3-B23
	8	54	3-C11
	8	70	3-D03
	8	76	3-D09
	8	102	3-E11
	8	106	3-E15
	8	236	3-K01
	9	16	4-E13
955893-3	2c	16	1-D23
	2c	18	1-E01
	2c	24	1-E07
	3	42	1-I15
	3	44	1-I17
	3	46	1-I19
	5	4	2-G13
	5	6	2-G15
	8	6	3-A11
	8	30	3-B11
	8	40	3-B21
	8	46	3-C03
	8	52	3-C09
	8	58	3-C15
	8	86	3-D19
	8	90	3-D23
	8	96	3-E05
	8	98	3-E07
	9	6	4-E03
955894-1	2c	16	1-D23
	2c	44	1-F03
	2c	46	1-F05
	2c	48	1-F07
	2d	4	1-G01
	2d	6	1-G03
955894-1	2d	10	1-G07
	3	4	1-H01
	3	6	1-H03
	3	42	1-I15
	3	44	1-I17
	3	46	1-I19
	3	82	1-K07
	4	6	2-A09
	4	24	2-B03
	4	50	2-C05
	5	26	2-H11
	5	38	2-H23
	5	40	2-I01
	6	4	2-J07
	6	6	2-J09
	6	16	2-J19
	6	18	2-J21
	8	24	3-B05
	8	54	3-C11
	8	64	3-C21
	8	100	3-E09
	8	104	3-E13
	8	232	3-J21
	8	234	3-J23
	8	236	3-K01
	8	238	3-K03
	8	240	3-K05
	8	242	3-K07
	9	30	4-F03
955895-8	3	44	1-I17
	4	50	2-C05
955896-6	2a	4	1-B07
	9	38	4-F11
	9	48	4-F21
	9	50	4-F23
	9	52	4-G01
955897-4	4	94	2-E01
	4	102	2-E09
	8	100	3-E09
955898-2	6	10	2-J13
955899-0	8	100	3-E09
	8	104	3-E13
	8	236	3-K01
955900-6	4	4	2-A07
	8	236	3-K01
955901-4	4	4	2-A07
	4	8	2-A11
955902-2	4	4	2-A07
955915-4	8	66	3-C23
955917-0	2c	34	1-E17
	2c	36	1-E19
	2c	38	1-E21
	2c	40	1-E23
	3	66	1-J15
955918-8	3	24	1-H21
	3	52	1-J01
	4	68	2-C23
	4	72	2-D03
955919-6	3	24	1-H21
	8	86	3-D19
955920-4	4	14	2-A17
	4	18	2-A21
	4	44	2-B23
	4	46	2-C01
	4	56	2-C11
	4	60	2-C15
	4	64	2-C19
	4	70	2-D01
	5	30	2-H15
	8	58	3-C15
955920-4	8	96	3-E05
	8	98	3-E07
955921-2	2a	4	1-B07
	3	6	1-H03
	3	24	1-H21
	3	40	1-I13
	4	46	2-C01
	4	50	2-C05
	4	56	2-C11
	4	58	2-C13
	4	60	2-C15
	4	62	2-C17
	4	66	2-C21
	4	68	2-C23
	4	72	2-D03
	4	74	2-D05
	5	16	2-H01
	5	26	2-H11
	5	34	2-H19
	6	6	2-J09
	8	4	3-A09
	8	64	3-C21
	8	232	3-J21
	8	236	3-K01
	8	242	3-K07
	9	2	4-D23
	9	4	4-E01
	9	38	4-F11
955924-6	5	26	2-H11
955945-1	3	32	1-I05
	3	52	1-J01
	3	60	1-J09
	3	106	1-L07
955946-9	2c	34	1-E17
	2c	38	1-E21
	3	28	1-I01
	3	54	1-J03
	3	56	1-J05
	3	98	1-K23
	3	106	1-L07
	8	34	3-B15
	8	42	3-B23
	8	48	3-C05
	8	54	3-C11
	8	58	3-C15
	8	218	3-J07
	8	224	3-J13
955947-7	3	16	1-H13
	3	60	1-J09
955948-5	8	54	3-C11
	8	90	3-D23
955949-3	2b	6	1-C19
	2c	34	1-E17
	2c	38	1-E21
	2c	44	1-F03
	2c	46	1-F05
	3	40	1-I13
	4	94	2-E01
	4	98	2-E05
	8	36	3-B17
	8	50	3-C07
	8	232	3-J21
	8	236	3-K01
	8	238	3-K03
	8	242	3-K07
	8	246	3-K11
955950-1	2b	6	1-C19
	8	96	3-E05
	8	98	3-E07
	8	218	3-J07
955950-1	8	222	3-J11
955951-9	8	96	3-E05
	8	98	3-E07
	8	102	3-E11
955953-5	5	24	2-H09
955964-2	3	44	1-I17
955985-7	4	42	2-B21
955994-9	8	56	3-C13
956044-2	3	88	1-K13
956058-2	3	24	1-H21
956059-0	2c	14	1-D21
	3	24	1-H21
	8	6	3-A11
956060-8	3	52	1-J01
	3	74	1-J23
956061-6	3	32	1-I05
	3	66	1-J15
	9	6	4-E03
956063-2	3	28	1-I01
956069-9	3	60	1-J09
956073-1	8	42	3-B23
956075-6	8	42	3-B23
	8	54	3-C11
956076-4	3	28	1-I01
	3	40	1-I13
	5	36	2-H21
956079-8	3	24	1-H21
956080-6	3	62	1-J11
	3	64	1-J13
956089-7	8	74	3-D07
956090-5	3	106	1-L07
	8	40	3-B21
	8	52	3-C09
	8	74	3-D07
	8	102	3-E11
956091-3	8	30	3-B11
	8	40	3-B21
	8	46	3-C03
	8	52	3-C09
956092-1	3	62	1-J11
	3	64	1-J13
	5	14	2-G23
	8	40	3-B21
	8	52	3-C09
	8	74	3-D07
	8	76	3-D09
956094-7	8	74	3-D07
956111-9	4	102	2-E09
956155-6	8	4	3-A09
956162-2	3	66	1-J15
956165-5	8	20	3-B01
956207-5	2c	6	1-D13
	2c	26	1-E09
956209-1	8	40	3-B21
	8	52	3-C09
956271-1	8	20	3-B01
956272-9	8	20	3-B01
	8	56	3-C13
956312-3	8	90	3-D23
956552-4	2d	6	1-G03
	2d	10	1-G07
956554-0	2c	14	1-D21
956557-3	2b	4	1-C17
956558-1	2b	2	1-C15
956567-2	2b	2	1-C15
	2b	4	1-C17
956570-6	2a	10	1-B13
	2c	12	1-D19
	6	22	2-K01
956571-4	2b	4	1-C17

Sida 32 Page 1975-12

Nummerregister

Grupp 10a Group

Numerical register

Detalj nr Part No	Gr Gr	Sida Page	Koord Grid
956585-4	2b	4	1-C17
956603-5	9	28	4-F01
956903-9	6	24	2-K03
956929-4	3	108	1-L09
956930-2	3	108	1-L09
956933-6	3	108	1-L09
956935-1	3	108	1-L09
956940-1	3	108	1-L09
956946-8	3	38	1-I11
956953-4	3	108	1-L09
956954-2	3	108	1-L09
956955-9	3	108	1-L09
956956-7	3	108	1-L09
956958-3	3	108	1-L09
956968-2	2c	30	1-E13
956969-0	2c	46	1-F05
956970-8	2c	48	1-F07
	2c	50	1-F09
	2c	52	1-F11
956982-3	2c	30	1-E13
956983-1	2c	46	1-F05
956984-9	2c	48	1-F07
	2c	50	1-F09
957173-8	2c	16	1-D23
957178-7	2c	16	1-D23
957213-2	3	104	1-L05
957214-0	3	6	1-H03
	3	104	1-L05
958202-4	3	108	1-L09
958203-2	3	108	1-L09
	9	56	4-G05
958204-0	9	56	4-G05
958207-3	3	104	1-L05
958208-1	3	104	1-L05
	9	32	4-F05
958209-9	3	104	1-L05
	9	56	4-G05
958210-7	3	104	1-L05
	9	56	4-G05
958211-5	3	104	1-L05
958212-3	3	104	1-L05
958213-1	3	60	1-J09
	3	104	1-L05
958214-9	3	104	1-L05
958215-6	3	104	1-L05
958216-4	3	108	1-L09
	9	32	4-F05
958217-2	3	108	1-L09
958218-0	3	108	1-L09
958222-2	3	108	1-L09
958233-9	3	104	1-L05
958236-2	2c	30	1-E13
	3	14	1-H11
	3	56	1-J05
	3	58	1-J07
	3	70	1-J19
	3	78	1-K03
	3	84	1-K09
	6	22	2-K01
	8	86	3-D19
	8	98	3-E07
	8	102	3-E11
	8	104	3-E13
	8	106	3-E15
958237-0	8	100	3-E09
	8	102	3-E11
958238-8	8	70	3-D03
	8	76	3-D09
958239-6	3	64	1-J13
	8	42	3-B23
958239-6	9	8	4-E05
958242-0	8	42	3-B23
958244-6	2c	24	1-E07
	2d	2	1-F23
	2d	6	1-G03
	2d	12	1-G09
	3	62	1-J11
	8	246	3-K11
	8	248	3-K13
958246-1	5	16	2-H01
	5	20	2-H05
	8	30	3-B11
	8	40	3-B21
	8	52	3-C09
958280-0	8	54	3-C11
958484-8	6	22	2-K01
958502-7	9	32	4-F05
958503-5	9	28	4-F01
958509-2	9	32	4-F05
958670-2	4	26	2-B05
	4	30	2-B09
	4	34	2-B13
958671-0	4	26	2-B05
	4	30	2-B09
	4	34	2-B13
958989-6	4	26	2-B05
	4	30	2-B09
	4	34	2-B13
959046-4	3	108	1-L09
959057-1	8	134	3-F19
	8	138	3-F23
	8	144	3-G05
	8	150	3-G11
	8	156	3-G17
	8	162	3-G23
	8	168	3-H05
	8	172	3-H09
	8	174	3-H11
	8	178	3-H15
	8	184	3-H21
	8	190	3-I03
	8	194	3-I07
	8	206	3-I19
	8	208	3-I21
	8	212	3-J01
	8	218	3-J07
959088-6	2d	2	1-F23
	2d	4	1-G01
	2d	6	1-G03
	2d	8	1-G05
	2d	10	1-G07
959093-6	2d	2	1-F23
	2d	4	1-G01
	2d	6	1-G03
	2d	8	1-G05
	2d	10	1-G07
959219-7	5	28	2-H13
960136-0	8	66	3-C23
960137-8	8	4	3-A09
960138-6	3	62	1-J11
	3	64	1-J13
	3	74	1-J23
	8	14	3-A19
	8	102	3-E11
960138-6	8	162	3-G23
	8	168	3-H05
	8	184	3-H21
	8	208	3-I21
	8	212	3-J01
	9	2	4-D23
	9	4	4-E01
	9	6	4-E03
	9	8	4-E05
	9	10	4-E07
	9	28	4-F01
	9	32	4-F05
960139-4	2c	44	1-F03
	2c	50	1-F09
	3	14	1-H11
	9	8	4-E05
960140-2	2b	6	1-C19
	2c	14	1-D21
	2c	28	1-E11
	6	4	2-J07
	8	2	3-A07
960141-0	2c	30	1-E13
	2c	44	1-F03
	2c	50	1-F09
	2c	54	1-F13
	3	6	1-H03
	4	22	2-B01
	5	24	2-H09
	8	2	3-A07
	8	4	3-A09
	8	106	3-E15
	8	232	3-J21
	8	242	3-K07
	8	246	3-K11
960142-8	6	30	2-K09
960143-6	8	104	3-E13
	8	240	3-K05
960145-1	4	94	2-E01
	4	96	2-E03
	6	2	2-J05
	8	100	3-E09
	8	104	3-E13
960148-5	2b	6	1-C19
	2c	48	1-F07
	5	28	2-H13
	5	38	2-H23
	8	100	3-E09
	8	104	3-E13
960168-3	2c	12	1-D19
960218-6	2c	12	1-D19
960468-7	9	28	4-F01
	9	32	4-F05
960630-2	2c	46	1-F05
960631-0	2c	46	1-F05
	2c	52	1-F11
	2c	54	1-F13
960749-0	4	96	2-E03
960862-1	2c	10	1-D17
960863-9	2c	12	1-D19
	5	20	2-H05
960865-4	2a	20	1-B23
	8	78	3-D11
	8	80	3-D13
	8	82	3-D15
960872-0	8	2	3-A07
961171-6	5	28	2-H13
961320-9	8	4	3-A09
961328-2	8	86	3-D19
	8	92	3-E01
961332-4	8	86	3-D19
961332-4	8	92	3-E01
961786-1	4	4	2-A07
961787-9	4	4	2-A07
961788-7	4	52	2-C07
962032-9	9	54	4-G03
962658-1	2c	12	1-D19
962912-2	2a	8	1-B11
	8	100	3-E09
	8	104	3-E13
962915-5	4	102	2-E09
963105-2	2c	18	1-E01
	2c	20	1-E03
	5	28	2-H13
963106-0	5	18	2-H03
	6	4	2-J07
963107-8	4	102	2-E09
963108-6	8	100	3-E09
963109-4	8	104	3-E13
963374-4	3	104	1-L05
963929-5	9	54	4-G03
1201685-3	8	104	3-E13
1201741-4	8	8	3-A13
1201817-2	8	8	3-A13
1201820-6	8	10	3-A15
1201830-5	4	88	2-D19
1201864-4	8	104	3-E13
1201921-2	8	90	3-D23
1201923-8	8	20	3-B01
1201925-3	8	20	3-B01
1201942-8	8	8	3-A13
1201960-0	8	10	3-A15
1201961-8	8	10	3-A15
1202038-4	8	18	3-A23
1202070-7	8	106	3-E15
1202071-5	8	106	3-E15
1202083-0	8	12	3-A17
1202084-8	8	12	3-A17
1202085-5	8	12	3-A17
1202086-3	8	12	3-A17
1202088-9	8	14	3-A19
1202089-7	8	14	3-A19
1202092-1	8	10	3-A15
1202098-8	8	10	3-A15
1202099-6	8	10	3-A15
1202235-6	8	2	3-A07
1202236-4	8	10	3-A15
1202298-4	2c	26	1-E09
1202389-1	8	104	3-E13
1202390-9	3	86	1-K11
1202397-4	8	10	3-A15
1202398-2	8	10	3-A15
1202430-3	8	30	3-B11
	8	40	3-B21
	8	46	3-C03
	8	52	3-C09
1202431-1	8	30	3-B11
	8	40	3-B21
	8	46	3-C03
	8	52	3-C09
1202456-8	2c	26	1-E09
1202465-9	8	88	3-D21
1202469-1	8	42	3-B23
1202470-9	8	42	3-B23
1202510-2	8	104	3-E13
1202532-6	8	2	3-A07
1202533-4	8	2	3-A07
1202538-3	3	50	1-I23
1202539-1	3	50	1-I23
1202570-6	3	46	1-I19
	3	48	1-I21

Sida 33 Page — Nummerregister — Grupp 10a Group — Numerical register — 1975-12 — Sida 33 Page

Detalj nr Part No	Gr Gr	Sida Page	Koord Grid	Detalj nr Part No	Gr Gr	Sida Page	Koord Grid	Detalj nr Part No	Gr Gr	Sida Page	Koord Grid	Detalj nr Part No	Gr Gr	Sida Page	Koord Grid
1202570-6	3	50	1-I23	1203111-8	8	46	3-C03	1203318-9	8	92	3-E01	1203646-3	8	92	3-E01
1202571-4	3	46	1-I19		8	52	3-C09	1203319-7	8	100	3-E09		8	94	3-E03
	3	50	1-I23	1203141-5	8	36	3-B17		8	104	3-E13	1203647-1	8	92	3-E01
1202572-2	3	46	1-I19		8	42	3-B23	1203320-5	8	100	3-E09		8	94	3-E03
	3	50	1-I23		8	50	3-C07		8	104	3-E13	1203658-8	8	40	3-B21
1202580-5	3	46	1-I19		8	54	3-C11	1203347-8	8	24	3-B05		8	52	3-C09
1202581-3	3	46	1-I19	1203142-3	8	100	3-E09		8	28	3-B09	1203662-0	8	94	3-E03
	3	54	1-J03	1203143-1	8	102	3-E11	1203348-6	8	24	3-B05	1203663-8	8	94	3-E03
1202582-1	3	50	1-I23		8	104	3-E13		8	28	3-B09	1203680-2	8	100	3-E09
	3	54	1-J03	1203147-2	8	100	3-E09	1203372-6	8	250	3-K15		8	104	3-E13
1202596-1	2c	50	1-F09	1203156-3	8	100	3-E09	1203374-2	2c	48	1-F07		8	106	3-E15
	2c	54	1-F13		8	106	3-E15	1203377-5	8	94	3-E03	1203689-3	8	104	3-E13
1202665-4	8	6	3-A11	1203163-9	8	104	3-E13	1203378-3	8	94	3-E03	1203690-1	8	104	3-E13
1202675-3	8	52	3-C09	1203170-4	8	60	3-C17	1203379-1	8	94	3-E03	1203698-4	3	62	1-J11
1202676-1	8	52	3-C09	1203171-2	8	62	3-C19	1203380-9	8	94	3-E03		3	64	1-J13
1202680-3	8	40	3-B21	1203172-0	8	62	3-C19	1203383-3	8	94	3-E03	1203699-2	3	62	1-J11
1202681-1	8	40	3-B21	1203173-8	8	62	3-C19	1203384-1	8	94	3-E03		3	64	1-J13
1202688-6	2c	6	1-D13	1203174-6	8	62	3-C19	1203385-8	8	94	3-E03	1203709-9	8	90	3-D23
	2c	26	1-E09	1203175-3	8	62	3-C19	1203387-4	8	94	3-E03	1203711-5	8	4	3-A09
1202697-7	8	104	3-E13	1203178-7	8	14	3-A19	1203392-4	8	128	3-F13	1203718-0	8	10	3-A15
1202698-5	8	104	3-E13	1203179-5	8	14	3-A19		8	130	3-F15	1203732-1	8	92	3-E01
1202699-3	8	10	3-A15	1203180-3	8	14	3-A19	1203395-7	8	50	3-C07	1203777-6	8	128	3-F13
1202710-8	2c	26	1-E09	1203191-0	8	10	3-A15	1203396-5	8	94	3-E03		8	130	3-F15
1202711-6	8	106	3-E15	1203195-1	8	100	3-E09	1203405-4	3	50	1-I23	1203778-4	3	46	1-I19
1202712-4	8	106	3-E15		8	104	3-E13	1203406-2	3	50	1-I23		3	50	1-I23
1202713-2	8	106	3-E15	1203196-9	8	100	3-E09	1203407-0	3	46	1-I19	1203779-2	2c	6	1-D13
1202725-6	3	64	1-J13		8	104	3-E13		3	50	1-I23		2c	26	1-E09
1202766-0	8	12	3-A17	1203211-6	8	72	3-D05	1203408-8	3	46	1-I19	1203782-6	2c	6	1-D13
1202767-8	8	12	3-A17	1203213-2	8	72	3-D05	1203448-4	8	54	3-C11		2c	26	1-E09
1202772-8	8	6	3-A11	1203214-0	8	72	3-D05	1203455-9	2c	6	1-D13	1203786-7	8	72	3-D05
1202788-4	8	18	3-A23	1203215-7	8	70	3-D03		2c	26	1-E09		8	76	3-D09
1202790-0	8	18	3-A23	1203219-9	8	30	3-B11	1203466-6	2c	16	1-D23	1203940-0	8	54	3-C11
1202822-1	8	90	3-D23		8	46	3-C03	1203469-0	8	14	3-A19	1203955-8	2c	26	1-E09
1202844-5	3	46	1-I19	1203220-7	8	40	3-B21	1203470-8	8	14	3-A19	1203956-6	8	76	3-D09
1202845-2	3	46	1-I19		8	52	3-C09	1203473-2	8	14	3-A19	1203969-9	8	42	3-B23
	3	54	1-J03	1203221-5	3	58	1-J07	1203502-8	8	28	3-B09	1203974-9	8	42	3-B23
1202846-0	3	50	1-I23	1203222-3	3	58	1-J07	1203503-6	8	28	3-B09	1203975-6	8	42	3-B23
	3	54	1-J03	1203225-6	8	100	3-E09	1203504-4	8	28	3-B09	1203989-7	8	12	3-A17
1202852-8	8	14	3-A19	1203227-2	8	8	3-A13	1203505-1	8	28	3-B09	1203994-7	8	26	3-B07
1202866-8	8	104	3-E13	1203228-0	8	8	3-A13	1203528-3	8	28	3-B09		8	28	3-B09
1202872-6	8	12	3-A17	1203230-6	8	62	3-C19	1203529-1	8	28	3-B09	1203996-2	8	8	3-A13
1202873-4	8	12	3-A17	1203249-6	8	38	3-B19	1203530-9	8	28	3-B09	1203997-0	8	6	3-A11
1202886-6	8	104	3-E13		8	44	3-C01	1203531-7	8	28	3-B09	1204396-4	8	228	3-J17
1202887-4	8	104	3-E13		8	50	3-C07	1203554-9	8	56	3-C13	1204402-0	8	228	3-J17
1202935-1	8	42	3-B23		8	54	3-C11	1203564-8	8	72	3-D05	1204459-0	8	228	3-J17
1202936-9	8	42	3-B23	1203265-2	2c	6	1-D13		8	76	3-D09	1204460-8	8	228	3-J17
1202948-4	3	48	1-I21		2c	26	1-E09	1203565-5	8	72	3-D05	1204461-6	8	228	3-J17
	3	50	1-I23	1203270-2	8	2	3-A07		8	76	3-D09	1204462-4	8	228	3-J17
1202981-5	8	90	3-D23	1203271-0	8	2	3-A07	1203602-6	8	72	3-D05	1204465-7	8	228	3-J17
1202982-3	8	90	3-D23	1203272-8	8	92	3-E01		8	76	3-D09	1204529-0	8	228	3-J17
1203011-0	3	46	1-I19		8	94	3-E03	1203607-5	8	70	3-D03	1204535-7	8	228	3-J17
1203019-3	3	46	1-I19	1203279-3	8	100	3-E09		8	76	3-D09	1204538-1	8	228	3-J17
1203020-1	3	46	1-I19		8	106	3-E15	1203608-3	8	72	3-D05	1204564-7	8	228	3-J17
	3	50	1-I23	1203280-1	8	100	3-E09	1203609-1	8	70	3-D03	1204565-4	8	228	3-J17
1203024-3	8	92	3-E01		8	106	3-E15	1203610-9	8	72	3-D05	1204574-6	8	246	3-K11
1203025-0	8	92	3-E01	1203289-2	8	10	3-A15	1203624-0	3	64	1-J13		8	248	3-K13
1203027-6	8	88	3-D21	1203293-4	8	94	3-E03	1203630-7	3	64	1-J13	1204581-1	8	60	3-C17
1203048-2	8	118	3-F03	1203294-2	8	94	3-E03	1203634-9	3	62	1-J11	1204582-9	8	60	3-C17
	8	122	3-F07	1203295-9	8	94	3-E03		3	64	1-J13	1204583-7	8	60	3-C17
	8	126	3-F11	1203296-7	8	94	3-E03	1203638-0	3	64	1-J13	1204594-4	8	80	3-D13
	8	128	3-F13	1203297-5	8	94	3-E03	1203639-8	3	62	1-J11		8	82	3-D15
	8	130	3-F15	1203298-3	8	94	3-E03		3	64	1-J13	1204598-5	8	80	3-D13
1203053-2	2c	26	1-E09	1203299-1	8	94	3-E03	1203640-6	3	62	1-J11		8	82	3-D15
1203068-0	8	42	3-B23	1203303-1	8	92	3-E01		3	64	1-J13	1204599-3	8	176	3-H13
1203069-8	8	42	3-B23	1203311-4	8	30	3-B11	1203641-4	3	62	1-J11		8	180	3-H17
1203085-4	8	100	3-E09		8	40	3-B21		3	64	1-J13		8	186	3-H23
	8	106	3-E15		8	52	3-C09	1203642-2	3	62	1-J11		8	192	3-I05
1203096-1	8	54	3-C11	1203313-0	8	52	3-C09		3	64	1-J13		8	196	3-I09
1203108-4	8	90	3-D23	1203314-8	8	52	3-C09	1203643-0	3	62	1-J11		8	200	3-I13
1203109-2	8	90	3-D23	1203315-5	8	30	3-B11		3	64	1-J13		8	204	3-I17

Sida 34 Page 1975-12

Nummerregister

Grupp 10a Group

Numerical register

Sida 34 Page

Detalj nr Part No	Gr Gr	Sida Page	Koord Grid	Detalj nr Part No	Gr Gr	Sida Page	Koord Grid	Detalj nr Part No	Gr Gr	Sida Page	Koord Grid	Detalj nr Part No	Gr Gr	Sida Page	Koord Grid
1204629-8	8	80	3-D13	1204825-2	8	162	3-G23	1205953-1	5	28	2-H13	1206834-2	3	76	1-K01
	8	82	3-D15		8	168	3-H05	1205957-2	2d	8	1-G05	1206841-7	2c	20	1-E03
1204630-6	8	190	3-I03		8	174	3-H11	1205963-0	4	102	2-E09	1206848-2	2c	28	1-E11
	8	194	3-I07		8	180	3-H17	1205977-0	5	20	2-H05	1206855-7	2c	48	1-F07
	8	198	3-I11		8	184	3-H21	1205985-3	5	28	2-H13		2c	50	1-F09
	8	202	3-I15		8	190	3-I03	1206014-1	5	20	2-H05		2c	54	1-F13
1204631-4	8	190	3-I03		8	194	3-I07	1206015-8	5	20	2-H05	1206877-1	3	76	1-K01
	8	194	3-I07		8	200	3-I13	1206016-6	5	20	2-H05	1207300-3	2c	6	1-D13
	8	198	3-I11		8	202	3-I15	1206017-4	5	20	2-H05		2c	26	1-E09
	8	202	3-I15		8	208	3-I21	1206031-5	2c	18	1-E01	1207318-5	9	36	4-F09
1204677-7	8	60	3-C17		8	212	3-J01	1206042-2	2d	8	1-G05	1207319-3	9	36	4-F09
1204695-9	8	222	3-J11	1204840-1	8	232	3-J21	1206052-1	6	2	2-J05	1207320-1	9	36	4-F09
1204699-1	8	128	3-F13		8	238	3-K03		6	16	2-J19	1207321-9	9	36	4-F09
	8	130	3-F15	1204841-9	8	232	3-J21	1206053-9	6	16	2-J19	1207329-2	3	74	1-J23
1204700-7	8	78	3-D11		8	238	3-K03	1206054-7	6	2	2-J05	1207353-2	6	16	2-J19
1204701-5	8	78	3-D11	1204842-7	8	232	3-J21		6	16	2-J19	1207355-7	3	62	1-J11
1204702-3	8	78	3-D11		8	238	3-K03	1206055-4	6	16	2-J19		3	64	1-J13
1204712-2	8	128	3-F13	1204843-5	8	232	3-J21	1206056-2	4	94	2-E01	1207356-5	9	30	4-F03
	8	130	3-F15		8	234	3-J23		4	102	2-E09	1207357-3	9	30	4-F03
1204713-0	8	128	3-F13		8	238	3-K03	1206059-6	4	94	2-E01	1207379-7	6	24	2-K03
	8	130	3-F15		8	240	3-K05	1206065-3	5	20	2-H05	1207380-5	6	24	2-K03
1204745-2	8	226	3-J15	1204844-3	8	232	3-J21	1206066-1	5	20	2-H05	1207381-3	6	24	2-K03
1204746-0	8	226	3-J15		8	234	3-J23	1206067-9	5	20	2-H05	1207382-1	6	24	2-K03
1204748-6	8	226	3-J15		8	238	3-K03	1206068-7	5	20	2-H05	1207383-9	6	24	2-K03
1204749-4	8	226	3-J15		8	240	3-K05	1206085-1	6	24	2-K03	1207384-7	6	24	2-K03
1204752-8	8	226	3-J15	1204860-9	8	240	3-K05	1206094-3	6	4	2-J07	1207385-4	6	24	2-K03
1204775-9	9	38	4-F11	1204871-6	8	226	3-J15	1206099-2	2c	24	1-E07	1207386-2	6	24	2-K03
	9	42	4-F15		8	228	3-J17	1206100-8	3	76	1-K01	1207419-1	5	14	2-G23
	9	44	4-F17	1204874-0	8	226	3-J15	1206134-7	6	4	2-J07	1207420-9	5	14	2-G23
	9	46	4-F19	1204875-7	8	226	3-J15	1206211-3	6	22	2-K01	1207424-1	3	22	1-H19
	9	48	4-F21	1204881-5	8	228	3-J17	1206212-1	6	10	2-J13	1207425-8	3	22	1-H19
	9	50	4-F23	1204952-4	8	228	3-J17	1206224-6	9	54	4-G03	1207426-6	3	22	1-H19
	9	52	4-G01	1204959-9	8	228	3-J17	1206231-1	6	20	2-J23	1207427-4	3	22	1-H19
1204800-5	8	174	3-H11	1204961-5	8	228	3-J17	1206232-9	6	20	2-J23	1207429-0	3	22	1-H19
	8	180	3-H17	1204963-1	8	228	3-J17	1206263-4	2d	8	1-G05	1207430-8	3	22	1-H19
	8	186	3-H23	1204964-9	8	228	3-J17	1206339-2	5	28	2-H13	1207431-6	3	22	1-H19
	8	192	3-I05	1204965-6	8	228	3-J17	1206468-9	2c	48	1-F07	1207436-5	3	22	1-H19
	8	196	3-I09	1204966-4	8	228	3-J17		2c	50	1-F09	1207600-6	8	20	3-B01
	8	200	3-I13	1204967-2	8	228	3-J17		2c	54	1-F13	1207602-2	8	226	3-J15
	8	204	3-I17	1204980-5	8	200	3-I13	1206482-0	5	12	2-G21	1207626-1	8	246	3-K11
1204804-7	8	60	3-C17		8	204	3-I17	1206483-8	5	12	2-G21		8	248	3-K13
1204805-4	8	60	3-C17	1204990-4	8	228	3-J17	1206494-5	5	12	2-G21	1207630-3	8	228	3-J17
1204806-2	8	190	3-I03	1204991-2	8	228	3-J17	1206495-2	5	12	2-G21	1207651-9	8	248	3-K13
	8	194	3-I07	1205743-6	5	28	2-H13	1206496-0	5	6	2-G15	1207656-8	8	248	3-K13
	8	200	3-I13	1205782-4	5	14	2-G23	1206497-8	5	6	2-G15	1207664-2	8	174	3-H11
	8	202	3-I15	1205785-7	5	14	2-G23	1206515-7	5	38	2-H23	1207666-7	9	44	4-F17
1204807-0	8	190	3-I03	1205786-5	5	14	2-G23	1206516-5	5	38	2-H23		9	48	4-F21
	8	194	3-I07	1205790-7	4	102	2-E09	1206520-7	2d	8	1-G05		9	52	4-G01
	8	200	3-I13	1205795-6	4	102	2-E09	1206522-3	2d	10	1-G07	1207673-3	9	40	4-F13
	8	202	3-I15	1205796-4	4	104	2-E11	1206525-6	5	10	2-G19		9	44	4-F17
1204824-5	8	134	3-F19	1205797-2	4	102	2-E09	1206526-4	5	10	2-G19		9	48	4-F21
	8	140	3-G01	1205801-2	4	102	2-E09	1206559-5	4	96	2-E03		9	52	4-G01
	8	144	3-G05	1205807-9	4	102	2-E09	1206581-9	6	20	2-J23	1207675-8	8	228	3-J17
	8	150	3-G11	1205849-1	5	28	2-H13	1206582-7	6	20	2-J23	1207699-8	8	190	3-I03
	8	156	3-G17	1205858-2	5	22	2-H07	1206596-7	2c	24	1-E07		8	194	3-I07
	8	162	3-G23	1205859-0	5	22	2-H07	1206606-4	6	4	2-J07	1207711-1	8	80	3-D13
	8	168	3-H05	1205887-1	5	28	2-H13	1206612-2	2a	4	1-B07		8	82	3-D15
	8	174	3-H11	1205899-6	5	16	2-H01	1206629-6	5	20	2-H05	1207712-9	8	80	3-D13
	8	178	3-H15	1205903-6	5	28	2-H13	1206630-4	5	20	2-H05		8	82	3-D15
	8	184	3-H21	1205904-4	5	28	2-H13	1206638-7	5	40	2-I01	1207717-8	8	128	3-F13
	8	190	3-I03	1205916-8	4	102	2-E09	1206640-3	4	102	2-E09		8	130	3-F15
	8	194	3-I07	1205936-6	5	28	2-H13	1206641-1	4	102	2-E09	1207718-6	8	80	3-D13
	8	200	3-I13	1205939-0	5	28	2-H13	1206642-9	2d	8	1-G05	1207719-4	8	80	3-D13
	8	202	3-I15	1205940-8	5	28	2-H13	1206663-5	4	52	2-C07	1207723-6	2c	16	1-D23
	8	208	3-I21	1205941-6	5	28	2-H13	1206758-3	6	22	2-K01	1207726-9	8	82	3-D15
	8	212	3-J01	1205943-2	5	28	2-H13	1206766-6	4	96	2-E03	1207727-7	8	228	3-J17
1204825-2	8	134	3-F19	1205944-0	5	28	2-H13	1206771-6	5	28	2-H13	1207728-5	8	228	3-J17
	8	144	3-G05	1205947-3	5	28	2-H13	1206773-2	6	22	2-K01	1207731-9	8	246	3-K11
	8	150	3-G11	1205948-1	5	28	2-H13	1206807-8	3	76	1-K01	1207739-2	8	226	3-J15
	8	156	3-G17	1205949-9	5	28	2-H13	1206811-0	4	102	2-E09	1207740-0	8	78	3-D11

Sida 35 Page — Nummerregister — Grupp 10a Group — Numerical register — 1975-12 — Sida 35 Page

Detalj nr Part No	Gr Gr	Sida Page	Koord Grid	Detalj nr Part No	Gr Gr	Sida Page	Koord Grid	Detalj nr Part No	Gr Gr	Sida Page	Koord Grid	Detalj nr Part No	Gr Gr	Sida Page	Koord Grid
1207740-0	8	82	3-D15	1210162-2	3	82	1-K07	1210417-0	8	78	3-D11	1210679-5	8	70	3-D03
1207741-8	9	52	4-G01		3	90	1-K15	1210423-8	8	80	3-D13	1210681-1	8	68	3-D01
1207743-4	9	44	4-F17	1210164-8	3	90	1-K15		8	82	3-D15		8	74	3-D07
	9	48	4-F21	1210165-5	3	90	1-K15	1210425-3	8	190	3-I03	1210686-0	8	70	3-D03
	9	52	4-G01	1210166-3	3	90	1-K15		8	194	3-I07		8	76	3-D09
1207745-9	8	222	3-J11	1210167-1	3	90	1-K15		8	198	3-I11	1210687-8	8	70	3-D03
	8	226	3-J15		3	92	1-K17		8	200	3-I13		8	76	3-D09
1207751-7	8	234	3-J23		3	94	1-K19		8	202	3-I15	1210690-2	3	74	1-J23
	8	240	3-K05		3	96	1-K21	1210435-2	8	82	3-D15		8	70	3-D03
1207805-1	8	130	3-F15	1210168-9	3	90	1-K15	1210439-4	8	190	3-I03		8	76	3-D09
1207819-2	4	18	2-A21	1210169-7	3	90	1-K15		8	194	3-I07	1210713-2	8	80	3-D13
1207821-8	9	40	4-F13	1210170-5	3	90	1-K15		8	198	3-I11		8	82	3-D15
1207834-1	8	234	3-J23	1210200-0	9	16	4-E13		8	200	3-I13	1210715-7	9	40	4-F13
	8	240	3-K05	1210203-4	9	26	4-E23		8	202	3-I15	1210741-3	9	40	4-F13
1207835-8	8	234	3-J23	1210204-2	9	26	4-E23	1210476-6	8	190	3-I03		9	46	4-F19
	8	240	3-K05	1210208-3	9	8	4-E05		8	194	3-I07	1210742-1	9	40	4-F13
1207846-5	8	234	3-J23	1210209-1	9	8	4-E05		8	198	3-I11		9	46	4-F19
	8	240	3-K05	1210210-9	9	8	4-E05		8	200	3-I13	1210745-4	9	44	4-F17
1207853-1	8	228	3-J17	1210213-3	9	8	4-E05		8	202	3-I15	1210748-8	9	40	4-F13
1207873-9	9	38	4-F11	1210227-3	9	16	4-E13	1210477-4	8	234	3-J23		9	46	4-F19
1207897-8	9	38	4-F11	1210245-5	3	70	1-J19	1210478-2	8	234	3-J23	1210805-6	8	38	3-B19
1207898-6	8	240	3-K05	1210246-3	3	70	1-J19	1210500-3	8	226	3-J15	1210824-7	8	120	3-F05
1207902-6	3	78	1-K03	1210247-1	3	66	1-J15		8	228	3-J17	1210846-0	9	38	4-F11
1207906-7	8	82	3-D15	1210248-9	6	6	2-J09	1210526-8	9	50	4-F23		9	44	4-F17
1207907-5	8	82	3-D15		6	32	2-K11	1210534-2	9	38	4-F11		9	46	4-F19
1207918-2	8	240	3-K05	1210250-5	9	30	4-F03	1210578-9	8	190	3-I03	1210851-0	8	222	3-J11
1207920-8	8	240	3-K05	1210251-3	9	30	4-F03	1210579-7	8	190	3-I03	1210852-8	8	222	3-J11
1207923-2	5	28	2-H13	1210257-0	9	30	4-F03	1210580-5	8	180	3-H17	1210853-6	8	222	3-J11
	9	42	4-F15	1210259-6	9	30	4-F03		8	192	3-I05	1210874-2	8	168	3-H05
1207924-0	9	42	4-F15	1210260-4	9	30	4-F03		8	196	3-I09		8	174	3-H11
1207927-3	8	82	3-D15	1210261-2	9	30	4-F03		8	200	3-I13		8	180	3-H17
1207947-1	8	240	3-K05	1210262-0	9	28	4-F01		8	202	3-I15		8	186	3-H23
1207988-5	8	60	3-C17	1210265-3	9	28	4-F01	1210581-3	8	180	3-H17		8	190	3-I03
1207989-3	8	60	3-C17	1210266-1	9	28	4-F01		8	192	3-I05	1210876-7	8	168	3-H05
1207998-4	8	228	3-J17	1210267-9	9	28	4-F01		8	196	3-I09		8	174	3-H11
1210000-4	3	32	1-I05	1210268-7	9	28	4-F01		8	200	3-I13		8	194	3-I07
1210001-2	3	32	1-I05	1210269-5	9	28	4-F01		8	202	3-I15	1210882-5	8	220	3-J09
1210002-0	3	32	1-I05	1210270-3	9	28	4-F01	1210594-6	8	226	3-J15	1210886-6	8	78	3-D11
1210003-8	3	32	1-I05	1210274-5	9	28	4-F01	1210595-3	8	226	3-J15		8	80	3-D13
1210006-1	3	32	1-I05	1210283-6	9	28	4-F01	1210596-1	8	226	3-J15	1210905-4	8	120	3-F05
1210007-9	3	32	1-I05	1210285-1	9	28	4-F01	1210597-9	8	226	3-J15		8	124	3-F09
1210031-9	3	100	1-L01		9	30	4-F03	1210599-5	8	174	3-H11	1210908-8	8	224	3-J13
1210032-7	3	100	1-L01	1210286-9	8	64	3-C21	1210610-0	8	118	3-F03		8	226	3-J15
1210033-5	3	84	1-K09		8	68	3-D01		8	120	3-F05	1210911-2	8	222	3-J11
1210041-8	3	62	1-J11		8	74	3-D07		8	124	3-F09		8	226	3-J15
1210068-1	3	74	1-J23		9	30	4-F03	1210611-8	8	126	3-F11	1210913-8	8	222	3-J11
1210079-8	3	32	1-I05	1210287-7	9	30	4-F03	1210642-3	8	120	3-F05		8	226	3-J15
1210080-6	3	32	1-I05	1210299-2	6	6	2-J09		8	124	3-F09	1210918-7	8	222	3-J11
1210081-4	3	32	1-I05		6	32	2-K11		8	128	3-F13	1210924-5	8	222	3-J11
1210082-2	3	32	1-I05	1210305-7	9	54	4-G03		8	130	3-F15		8	226	3-J15
1210102-8	3	98	1-K23	1210309-9	9	16	4-E13	1210644-9	8	68	3-D01	1210928-6	8	216	3-J05
1210104-4	3	84	1-K09		9	22	4-E19	1210650-6	8	70	3-D03	1210933-6	8	222	3-J11
1210105-1	3	84	1-K09		9	34	4-F07		8	74	3-D07	1210999-7	9	38	4-F11
1210124-2	3	68	1-J17	1210318-0	3	74	1-J23	1210651-4	8	70	3-D03		9	42	4-F15
	3	78	1-K03	1210339-6	5	38	2-H23	1210660-5	8	68	3-D01		9	44	4-F17
1210131-7	3	74	1-J23	1210348-7	2d	2	1-F23	1210665-4	8	68	3-D01		9	46	4-F19
1210133-3	3	74	1-J23	1210365-1	3	74	1-J23	1210666-2	8	174	3-H11	1211004-5	8	116	3-F01
1210134-1	3	74	1-J23	1210370-1	6	32	2-K11		8	178	3-H15		8	120	3-F05
1210135-8	3	70	1-J19	1210382-6	6	6	2-J09		8	190	3-I03		8	124	3-F09
	3	78	1-K03	1210394-1	6	6	2-J09		8	194	3-I07		8	128	3-F13
1210139-0	3	62	1-J11	1210396-6	6	22	2-K01		8	200	3-I13		8	130	3-F15
	3	64	1-J13	1210400-6	9	48	4-F21		8	202	3-I15	1211005-2	8	116	3-F01
1210140-8	3	60	1-J09	1210402-2	9	48	4-F21	1210669-6	8	68	3-D01		8	120	3-F05
1210153-1	3	100	1-L01		9	50	4-F23	1210670-4	8	120	3-F05		8	124	3-F09
1210157-2	3	82	1-K07		9	52	4-G01		8	124	3-F09		8	128	3-F13
	3	90	1-K15	1210403-0	8	246	3-K11		8	128	3-F13		8	130	3-F15
1210158-0	3	82	1-K07		8	248	3-K13		8	130	3-F15	1211006-0	9	16	4-E13
	3	90	1-K15	1210412-1	8	78	3-D11	1210673-8	8	70	3-D03	1211033-4	8	14	3-A19
1210161-4	3	82	1-K07	1210413-9	8	78	3-D11		8	74	3-D07	1211129-0	9	4	4-E01
	3	90	1-K15	1210416-2	8	78	3-D11	1210678-7	8	70	3-D03	1211144-9	8	8	3-A13

Sida 36 Page 1975-12

Nummerregister

Grupp 10a Group

Numerical register

Sida 36 Page

Detalj nr Part No	Gr Gr	Sida Page	Koord Grid	Detalj nr Part No	Gr Gr	Sida Page	Koord Grid	Detalj nr Part No	Gr Gr	Sida Page	Koord Grid	Detalj nr Part No	Gr Gr	Sida Page	Koord Grid
1211145-6	8	8	3-A13	1211785-9	8	250	3-K15	1212275-0	2d	12	1-G09	1212595-1	3	38	1-I11
1211175-3	2c	6	1-D13	1211803-0	8	86	3-D19	1212276-8	2d	12	1-G09	1212607-4	3	36	1-I09
1211184-5	8	124	3-F09	1211839-4	8	102	3-E11	1212280-0	3	74	1-J23	1212608-2	3	36	1-I09
	8	128	3-F13	1211841-0	8	102	3-E11	1212282-6	3	76	1-K01	1212657-9	3	32	1-I05
	8	130	3-F15	1211842-8	8	102	3-E11	1212287-5	6	10	2-J13		3	36	1-I09
1211185-2	8	124	3-F09		8	104	3-E13	1212292-5	5	40	2-I01	1212692-6	3	28	1-I01
	8	128	3-F13	1211880-8	8	8	3-A13	1212313-9	2d	12	1-G09		3	38	1-I11
	8	130	3-F15		8	250	3-K15	1212314-7	2d	12	1-G09	1212693-4	9	6	4-E03
1211191-0	3	44	1-I17	1211908-7	9	16	4-E13	1212331-1	5	38	2-H23		9	26	4-E23
1211201-7	3	42	1-I15		9	20	4-E17	1212333-7	5	38	2-H23	1212705-6	3	62	1-J11
1211202-5	3	44	1-I17	1211910-3	9	18	4-E15	1212343-6	3	74	1-J23	1212706-4	3	74	1-J23
1211214-0	8	14	3-A19		9	20	4-E17	1212361-8	2d	8	1-G05		9	34	4-F07
1211240-5	8	8	3-A13		9	26	4-E23	1212364-2	2d	8	1-G05	1212716-3	3	102	1-L03
1211251-2	8	4	3-A09	1211935-0	8	12	3-A17	1212365-9	5	20	2-H05	1212718-9	3	100	1-L01
1211269-4	2c	24	1-E07	1211936-8	8	12	3-A17	1212366-7	5	20	2-H05	1212719-7	3	102	1-L03
1211278-5	8	98	3-E07	1211942-6	9	32	4-F05	1212367-5	5	22	2-H07	1212730-4	3	26	1-H23
1211290-0	9	18	4-E15	1211943-4	9	34	4-F07	1212368-3	5	22	2-H07	1212731-2	3	28	1-I01
	9	20	4-E17	1211948-3	9	26	4-E23	1212374-1	2d	8	1-G05	1212736-1	3	36	1-I09
1211291-8	9	16	4-E13	1211954-1	8	4	3-A09	1212375-8	3	74	1-J23	1212737-9	3	36	1-I09
1211308-0	2c	24	1-E07	1211976-4	8	54	3-C11	1212376-6	6	4	2-J07	1212741-1	3	72	1-J21
1211309-8	2c	24	1-E07	1211996-2	3	54	1-J03	1212377-4	2d	8	1-G05		9	56	4-G05
1211316-3	8	18	3-A23	1211998-8	3	50	1-I23	1212379-0	2d	10	1-G07	1212742-9	3	26	1-H23
1211334-6	8	20	3-B01	1211999-6	3	50	1-I23	1212380-8	2d	8	1-G05	1212744-5	3	26	1-H23
1211358-5	8	12	3-A17	1212006-9	5	20	2-H05	1212381-6	2d	8	1-G05	1212770-0	3	74	1-J23
1211359-3	2c	4	1-D11	1212007-7	5	20	2-H05	1212383-2	2d	8	1-G05	1212823-7	3	36	1-I09
	2c	22	1-E05	1212022-6	3	76	1-K01	1212384-0	2d	2	1-F23	1212851-8	3	26	1-H23
1211391-6	8	4	3-A09	1212026-7	4	52	2-C07		2d	6	1-G03	1212854-2	3	106	1-L07
1211392-4	2c	6	1-D13	1212070-5	5	12	2-G21		2d	8	1-G05	1212859-1	9	6	4-E03
	2c	26	1-E09	1212075-4	2d	8	1-G05	1212386-5	5	24	2-H09		9	26	4-E23
1211426-0	9	16	4-E13	1212079-6	6	2	2-J05	1212398-0	6	32	2-K11	1212865-8	3	104	1-L05
1211435-1	8	48	3-C05	1212110-9	4	96	2-E03	1212399-8	6	32	2-K11	1212866-6	3	102	1-L03
1211436-9	8	48	3-C05	1212112-5	4	96	2-E03	1212402-0	4	94	2-E01	1212878-1	3	102	1-L03
1211437-7	8	32	3-B13	1212113-3	5	24	2-H09		4	102	2-E09	1212879-9	3	28	1-I01
1211438-5	8	34	3-B15	1212115-8	5	12	2-G21	1212419-4	4	4	2-A07	1212880-7	3	38	1-I11
1211445-0	8	68	3-D01	1212121-6	2d	8	1-G05	1212420-2	4	4	2-A07	1212887-2	3	28	1-I01
1211446-8	8	68	3-D01	1212128-1	4	4	2-A07	1212421-0	3	74	1-J23	1212889-8	3	104	1-L05
1211447-6	8	34	3-B15	1212130-7	4	4	2-A07	1212426-9	4	96	2-E03	1212894-8	3	104	1-L05
1211448-4	8	50	3-C07	1212132-3	4	4	2-A07		4	102	2-E09	1212899-7	3	104	1-L05
1211482-3	8	10	3-A15	1212135-6	2d	8	1-G05	1212427-7	4	102	2-E09	1212900-3	3	104	1-L05
1211483-1	8	10	3-A15	1212138-0	5	40	2-I01	1212449-1	2d	10	1-G07	1212901-1	3	108	1-L09
1211514-3	8	6	3-A11	1212146-3	2c	44	1-F03	1212451-7	2d	8	1-G05	1212903-7	3	28	1-I01
1211515-0	9	8	4-E05		2c	48	1-F07	1212473-1	8	8	3-A13		3	38	1-I11
1211538-2	8	28	3-B09	1212148-9	2d	8	1-G05	1212476-4	5	16	2-H01	1212904-5	3	104	1-L05
1211539-0	8	28	3-B09	1212149-7	2d	8	1-G05	1212478-0	2d	2	1-F23	1212910-2	3	88	1-K13
1211550-7	8	28	3-B09	1212151-3	2d	8	1-G05		2d	6	1-G03		3	90	1-K15
1211551-5	8	28	3-B09	1212157-0	5	38	2-H23	1212493-9	5	6	2-G15	1212912-8	3	102	1-L03
1211576-2	8	42	3-B23	1212165-3	6	10	2-J13	1212494-7	5	6	2-G15	1212917-7	3	98	1-K23
1211577-0	8	42	3-B23	1212166-1	4	96	2-E03	1212499-6	2d	8	1-G05	1212918-5	3	100	1-L01
1211596-0	9	18	4-E15	1212180-2	3	76	1-K01	1212511-8	3	60	1-J09	1212919-3	3	98	1-K23
	9	26	4-E23	1212191-9	5	24	2-H09	1212517-5	3	92	1-K17	1212920-1	3	100	1-L01
1211600-0	8	4	3-A09	1212192-7	5	24	2-H09	1212518-3	3	92	1-K17	1212931-8	3	74	1-J23
1211602-6	9	16	4-E13	1212193-5	5	24	2-H09	1212519-1	3	92	1-K17	1212957-3	3	78	1-K03
	9	20	4-E17	1212195-0	5	24	2-H09	1212520-9	3	92	1-K17		3	80	1-K05
1211604-2	9	16	4-E13	1212199-2	5	24	2-H09		3	94	1-K19		3	106	1-L07
	9	22	4-E19		5	28	2-H13	1212523-3	3	92	1-K17	1212958-1	3	104	1-L05
	9	34	4-F07	1212200-8	5	24	2-H09	1212529-0	3	92	1-K17	1212959-9	3	102	1-L03
1211630-7	8	24	3-B05		5	28	2-H13	1212530-8	3	74	1-J23	1212962-3	3	26	1-H23
1211631-5	8	24	3-B05	1212207-3	5	8	2-G17	1212537-3	3	74	1-J23	1212963-1	3	26	1-H23
1211634-9	8	24	3-B05		5	10	2-G19	1212542-3	3	74	1-J23	1212978-9	3	68	1-J17
1211635-6	8	24	3-B05	1212232-1	5	16	2-H01	1212543-1	3	98	1-K23		3	74	1-J23
1211637-2	3	50	1-I23	1212244-6	6	4	2-J07	1212544-9	3	100	1-L01	1212981-3	3	40	1-I13
1211668-7	8	12	3-A17		6	8	2-J11	1212550-6	3	100	1-L01	1212982-1	3	40	1-I13
1211684-4	9	6	4-E03	1212247-9	2d	6	1-G03	1212553-0	3	84	1-K09	1212983-9	3	40	1-I13
1211690-1	8	6	3-A11	1212250-3	2d	6	1-G03	1212554-8	3	74	1-J23	1212984-7	3	40	1-I13
1211722-2	8	92	3-E01	1212251-1	2d	6	1-G03	1212558-9	3	98	1-K23	1212998-7	3	78	1-K03
1211725-5	8	90	3-D23	1212263-6	6	32	2-K11	1212560-5	9	26	4-E23	1213006-8	8	18	3-A23
1211736-2	8	90	3-D23	1212265-1	6	32	2-K11	1212582-9	3	74	1-J23	1213021-7	8	84	3-D17
1211747-9	8	90	3-D23	1212266-9	6	32	2-K11	1212591-0	4	40	2-B19	1213048-0	8	124	3-F09
1211748-7	8	90	3-D23	1212267-7	6	32	2-K11	1212593-6	3	66	1-J15		8	128	3-F13
1211775-0	9	6	4-E03	1212273-5	2d	12	1-G09		3	74	1-J23		8	130	3-F15

Sida 37 Page — Nummerregister — Grupp 10a Group — Numerical register — 1975-12 — Sida 37 Page

Detalj nr Part No	Gr Gr	Sida Page	Koord Grid	Detalj nr Part No	Gr Gr	Sida Page	Koord Grid	Detalj nr Part No	Gr Gr	Sida Page	Koord Grid	Detalj nr Part No	Gr Gr	Sida Page	Koord Grid
1213056-3	8	42	3-B23	1213349-2	8	90	3-D23	1213608-1	8	92	3-E01	1213849-1	3	62	1-J11
1213057-1	8	42	3-B23	1213350-0	8	90	3-D23	1213609-9	8	92	3-E01	1213857-4	8	100	3-E09
1213058-9	8	42	3-B23	1213351-8	8	90	3-D23	1213629-7	8	104	3-E13	1213859-0	8	100	3-E09
1213059-7	8	42	3-B23	1213352-6	8	90	3-D23	1213630-5	8	104	3-E13	1213863-2	2c	4	1-D11
1213076-1	9	32	4-F05	1213371-6	8	250	3-K15	1213631-3	8	104	3-E13		2c	22	1-E05
1213077-9	9	32	4-F05	1213385-6	8	40	3-B21	1213632-1	8	100	3-E09	1213866-5	3	62	1-J11
1213078-7	9	32	4-F05	1213386-4	8	40	3-B21		8	104	3-E13	1213874-9	8	32	3-B13
1213088-6	8	102	3-E11	1213423-5	8	14	3-A19	1213633-9	8	104	3-E13	1213875-6	8	32	3-B13
1213096-9	8	8	3-A13	1213454-0	8	6	3-A11	1213639-6	8	100	3-E09	1213876-4	8	48	3-C05
1213097-7	8	8	3-A13	1213462-3	8	168	3-H05		8	104	3-E13	1213877-2	8	48	3-C05
1213098-5	8	14	3-A19		8	174	3-H11	1213640-4	8	100	3-E09	1213881-4	8	14	3-A19
1213099-3	8	14	3-A19		8	180	3-H17		8	104	3-E13	1213914-3	2c	6	1-D13
1213102-5	8	102	3-E11		8	186	3-H23	1213641-2	8	100	3-E09		2c	26	1-E09
1213108-2	8	102	3-E11		8	190	3-I03		8	104	3-E13	1213920-0	8	32	3-B13
1213111-6	8	54	3-C11		8	194	3-I07	1213642-0	8	100	3-E09		8	42	3-B23
1213114-0	8	42	3-B23		8	200	3-I13		8	104	3-E13		8	48	3-C05
1213115-7	8	42	3-B23		8	202	3-I15	1213643-8	8	100	3-E09		8	54	3-C11
1213168-6	8	102	3-E11	1213463-1	8	170	3-H07		8	106	3-E15	1213936-6	8	128	3-F13
1213171-0	8	102	3-E11		8	174	3-H11	1213644-6	8	100	3-E09		8	130	3-F15
1213172-8	8	102	3-E11		8	180	3-H17		8	106	3-E15	1213943-2	3	58	1-J07
1213175-1	8	102	3-E11		8	186	3-H23	1213645-3	8	100	3-E09	1213946-5	3	58	1-J07
	8	104	3-E13		8	192	3-I05		8	106	3-E15	1213951-5	8	92	3-E01
1213179-3	8	102	3-E11		8	196	3-I09	1213651-1	8	72	3-D05	1213953-1	8	92	3-E01
	8	104	3-E13		8	200	3-I13	1213652-9	8	70	3-D03	1213954-9	8	92	3-E01
1213182-7	8	102	3-E11		8	202	3-I15	1213653-7	8	72	3-D05	1213973-9	8	128	3-F13
1213193-4	8	102	3-E11	1213470-6	8	250	3-K15	1213663-6	8	90	3-D23		8	130	3-F15
1213194-2	8	102	3-E11	1213474-8	8	62	3-C19	1213664-4	8	90	3-D23	1213978-8	8	8	3-A13
1213197-5	8	104	3-E13	1213475-5	8	62	3-C19	1213665-1	8	90	3-D23		8	14	3-A19
1213198-3	8	104	3-E13	1213476-3	8	170	3-H07	1213666-9	8	90	3-D23	1213984-6	8	18	3-A23
1213202-3	8	32	3-B13		8	174	3-H11	1213667-7	8	8	3-A13	1213987-9	3	46	1-I19
	8	42	3-B23		8	180	3-H17	1213674-3	8	48	3-C05		3	50	1-I23
	8	58	3-C15		8	186	3-H23		8	54	3-C11	1213992-9	8	92	3-E01
	8	70	3-D03		8	192	3-I05	1213675-0	8	48	3-C05	1213993-7	8	92	3-E01
	8	74	3-D07		8	196	3-I09		8	54	3-C11	1214007-5	3	68	1-J17
1213216-3	8	4	3-A09		8	200	3-I13	1213676-8	8	48	3-C05		3	78	1-K03
1213220-5	8	46	3-C03		8	202	3-I15		8	54	3-C11	1214025-7	9	6	4-E03
	8	52	3-C09	1213496-1	8	104	3-E13	1213677-6	8	48	3-C05		9	26	4-E23
1213221-3	8	46	3-C03	1213504-2	2c	6	1-D13		8	54	3-C11	1214031-5	3	84	1-K09
	8	52	3-C09		2c	26	1-E09	1213686-7	8	100	3-E09	1214033-1	3	6	1-H03
1213230-4	8	46	3-C03	1213506-7	2c	6	1-D13	1213690-9	8	100	3-E09	1214042-2	3	28	1-I01
	8	52	3-C09		2c	26	1-E09	1213694-1	8	100	3-E09	1214053-9	3	82	1-K07
1213237-9	8	32	3-B13	1213508-3	2c	6	1-D13	1213695-8	8	4	3-A09	1214054-7	3	82	1-K07
	8	40	3-B21		2c	26	1-E09	1213696-6	8	90	3-D23	1214055-4	3	82	1-K07
1213238-7	8	70	3-D03	1213515-8	8	28	3-B09	1213698-2	8	100	3-E09	1214056-2	3	82	1-K07
	8	74	3-D07	1213516-6	8	28	3-B09	1213705-5	8	42	3-B23	1214057-0	9	16	4-E13
1213240-3	8	56	3-C13	1213519-0	8	10	3-A15		8	54	3-C11		9	22	4-E19
1213244-5	8	100	3-E09	1213520-8	8	10	3-A15	1213710-5	8	42	3-B23		9	34	4-F07
	8	102	3-E11	1213537-2	8	100	3-E09		8	54	3-C11	1214059-6	9	18	4-E15
	8	104	3-E13	1213538-0	8	100	3-E09	1213711-3	8	42	3-B23		9	20	4-E17
1213245-2	8	102	3-E11	1213546-3	8	32	3-B13		8	54	3-C11	1214060-4	9	18	4-E15
	8	104	3-E13	1213547-1	8	32	3-B13	1213723-8	8	42	3-B23		9	20	4-E17
1213270-0	8	56	3-C13	1213552-1	8	60	3-C17		8	54	3-C11	1214061-2	8	70	3-D03
1213271-8	8	56	3-C13	1213556-2	8	38	3-B19	1213748-5	2c	4	1-D11		8	76	3-D09
1213272-6	8	56	3-C13		8	42	3-B23		2c	22	1-E05	1214094-3	3	82	1-K07
1213273-4	8	56	3-C13	1213557-0	8	38	3-B19	1213754-3	3	50	1-I23	1214113-1	9	30	4-F03
1213287-4	8	102	3-E11		8	42	3-B23	1213755-0	8	58	3-C15	1214114-9	3	74	1-J23
1213295-7	8	100	3-E09	1213560-4	8	50	3-C07	1213769-1	2c	6	1-D13	1214122-2	3	74	1-J23
	8	102	3-E11		8	54	3-C11		2c	26	1-E09	1214128-9	3	36	1-I09
	8	104	3-E13	1213565-3	8	104	3-E13	1213777-4	8	90	3-D23	1214163-6	8	68	3-D01
1213311-2	8	90	3-D23	1213566-1	2c	6	1-D13	1213778-2	8	54	3-C11	1214180-0	9	4	4-E01
1213312-0	8	90	3-D23		2c	26	1-E09	1213779-0	8	54	3-C11		9	10	4-E07
1213313-8	8	90	3-D23	1213577-8	3	62	1-J11	1213802-0	8	48	3-C05	1214206-3	3	26	1-H23
1213314-6	8	90	3-D23	1213582-8	3	62	1-J11		8	54	3-C11	1214209-7	3	6	1-H03
1213321-1	8	90	3-D23	1213593-5	3	62	1-J11	1213803-8	8	48	3-C05	1214223-8	8	68	3-D01
1213322-9	8	90	3-D23	1213596-8	3	62	1-J11		8	54	3-C11		8	74	3-D07
1213323-7	8	90	3-D23	1213598-4	3	62	1-J11	1213812-9	8	100	3-E09	1214225-3	3	40	1-I13
1213324-5	8	90	3-D23		3	64	1-J13	1213813-7	8	100	3-E09	1214228-7	3	92	1-K17
1213325-2	8	90	3-D23	1213602-4	3	62	1-J11	1213819-4	8	8	3-A13	1214231-1	3	36	1-I09
1213326-0	8	90	3-D23		3	64	1-J13	1213820-2	3	56	1-J05	1214255-0	8	68	3-D01
1213332-8	8	90	3-D23	1213607-3	8	92	3-E01	1213847-5	8	56	3-C13		8	74	3-D07

Sida 38 Page 1975-12

Nummerregister

Grupp 10a Group

Numerical register

Sida 38 Page

Detalj nr Part No	Gr Gr	Sida Page	Koord Grid	Detalj nr Part No	Gr Gr	Sida Page	Koord Grid	Detalj nr Part No	Gr Gr	Sida Page	Koord Grid	Detalj nr Part No	Gr Gr	Sida Page	Koord Grid
1214256-8	8	68	3-D01	1215012-4	9	28	4-F01	1215419-1	9	20	4-E17	1215709-5	3	36	1-I09
1214257-6	8	68	3-D01		9	36	4-F09	1215420-9	9	20	4-E17	1215723-6	3	36	1-I09
	8	74	3-D07	1215017-3	3	68	1-J17	1215421-7	9	8	4-E05	1215724-4	3	36	1-I09
1214258-4	8	68	3-D01	1215031-4	3	98	1-K23	1215422-5	9	8	4-E05	1215725-1	9	6	4-E03
	8	74	3-D07	1215032-2	3	100	1-L01	1215425-8	9	20	4-E17	1215731-9	3	100	1-L01
1214259-2	8	68	3-D01	1215037-1	3	36	1-I09	1215429-0	9	20	4-E17	1215736-8	9	22	4-E19
1214263-4	8	70	3-D03	1215038-9	3	102	1-L03	1215431-6	9	20	4-E17	1215746-7	3	84	1-K09
	8	74	3-D07	1215046-2	3	102	1-L03	1215432-4	9	20	4-E17	1215747-5	3	86	1-K11
1214281-6	3	62	1-J11	1215047-0	3	102	1-L03	1215438-1	9	8	4-E05	1215748-3	3	86	1-K11
1214293-1	3	78	1-K03	1215053-8	3	40	1-I13		9	20	4-E17	1215869-7	3	104	1-L05
1214294-9	3	78	1-K03	1215054-6	3	40	1-I13	1215441-5	9	6	4-E03	1218517-9	5	16	2-H01
1214301-2	3	102	1-L03	1215055-3	3	102	1-L03	1215442-3	9	6	4-E03	1218534-4	5	16	2-H01
1214307-9	3	82	1-K07	1215063-7	3	78	1-K03	1215464-7	3	104	1-L05	1218537-7	2c	28	1-E11
1214461-4	8	70	3-D03	1215067-8	3	38	1-I11	1215465-4	9	20	4-E17	1218545-0	2a	6	1-B09
1214462-2	9	16	4-E13	1215068-6	9	18	4-E15	1215466-2	9	8	4-E05	1218597-1	2c	28	1-E11
	9	20	4-E17		9	20	4-E17		9	20	4-E17	1218622-7	2c	12	1-D19
1214469-7	3	98	1-K23	1215084-3	3	28	1-I01	1215467-0	9	8	4-E05	1218627-6	2c	32	1-E15
1214470-5	3	100	1-L01		3	38	1-I11	1215468-8	9	8	4-E05	1218630-0	2a	12	1-B15
1214473-9	3	100	1-L01	1215091-8	3	36	1-I09	1215477-9	3	14	1-H11	1219237-3	2a	8	1-B11
1214478-8	3	26	1-H23	1215092-6	3	36	1-I09	1215478-7	4	20	2-A23	1219555-8	2c	50	1-F09
1214495-2	9	16	4-E13	1215095-9	3	36	1-I09	1215497-7	3	98	1-K23	1219561-6	2c	44	1-F03
	9	20	4-E17	1215096-7	3	36	1-I09	1215498-5	9	20	4-E17		2c	50	1-F09
1214500-9	3	102	1-L03	1215110-6	9	18	4-E15	1215508-1	9	6	4-E03	1219562-4	2c	44	1-F03
1214652-8	3	84	1-K09		9	20	4-E17		9	20	4-E17		2c	50	1-F09
1214653-6	8	68	3-D01	1215111-4	9	6	4-E03	1215509-9	9	42	4-F15	1219599-6	2c	30	1-E13
	8	74	3-D07	1215112-2	9	6	4-E03	1215518-0	9	8	4-E05	1219620-0	2c	30	1-E13
1214654-4	8	68	3-D01	1215124-7	8	68	3-D01	1215521-4	8	70	3-D03	1220509-2	4	56	2-C11
1214660-1	3	94	1-K19	1215125-4	8	68	3-D01		8	74	3-D07		4	60	2-C15
1214661-9	3	94	1-K19	1215126-2	8	68	3-D01	1215522-2	8	70	3-D03	1220510-0	4	64	2-C19
1214662-7	3	94	1-K19	1215127-0	8	68	3-D01		8	74	3-D07		4	70	2-D01
1214665-0	3	94	1-K19	1215135-3	9	6	4-E03	1215532-1	3	26	1-H23	1220512-6	4	64	2-C19
1214676-7	3	94	1-K19	1215136-1	9	18	4-E15	1215533-9	3	26	1-H23		4	70	2-D01
1214681-7	3	84	1-K09		9	20	4-E17	1215534-7	3	26	1-H23	1220513-4	4	56	2-C11
1214698-1	2c	6	1-D13	1215138-7	3	74	1-J23	1215535-4	3	26	1-H23		4	60	2-C15
	2c	26	1-E09	1215145-2	9	18	4-E15	1215541-2	3	40	1-I13	1220519-1	4	64	2-C19
1214707-0	8	70	3-D03		9	34	4-F07	1215544-6	3	40	1-I13		4	70	2-D01
	8	74	3-D07	1215153-6	9	6	4-E03	1215547-9	3	82	1-K07	1220520-9	4	66	2-C21
1214727-8	9	8	4-E05	1215154-4	9	6	4-E03	1215549-5	9	34	4-F07	1220524-1	4	72	2-D03
1214729-4	3	98	1-K23	1215164-3	9	26	4-E23	1215554-5	3	102	1-L03	1220527-4	4	72	2-D03
1214739-3	3	102	1-L03	1215165-0	8	76	3-D09	1215560-2	9	28	4-F01	1220529-0	4	70	2-D01
1214740-1	3	100	1-L01	1215199-9	3	102	1-L03		9	32	4-F05	1220543-1	4	64	2-C19
1214741-9	3	76	1-K01	1215221-1	9	8	4-E05	1215563-6	3	82	1-K07		4	70	2-D01
	5	28	2-H13	1215222-9	9	6	4-E03	1215565-1	3	14	1-H11	1220547-2	4	70	2-D01
1214746-8	3	100	1-L01	1215223-7	9	6	4-E03	1215584-2	8	70	3-D03	1220549-8	4	64	2-C19
1214747-6	3	100	1-L01	1215224-5	3	92	1-K17		8	74	3-D07		4	70	2-D01
1214759-1	3	36	1-I09		3	94	1-K19	1215589-1	3	78	1-K03	1220551-4	4	70	2-D01
1214760-9	3	36	1-I09	1215227-8	8	76	3-D09	1215602-2	3	78	1-K03	1220555-5	4	70	2-D01
1214763-3	9	22	4-E19	1215228-6	8	76	3-D09	1215607-1	3	102	1-L03	1220556-3	4	70	2-D01
1214764-1	3	76	1-K01	1215234-4	8	74	3-D07	1215611-3	3	74	1-J23	1220560-5	4	66	2-C21
	3	78	1-K03	1215236-9	8	74	3-D07	1215617-0	8	74	3-D07		4	72	2-D03
1214795-5	9	18	4-E15	1215239-3	8	74	3-D07	1215618-8	8	74	3-D07	1220561-3	4	70	2-D01
1214796-3	3	100	1-L01	1215240-1	8	74	3-D07	1215619-6	3	98	1-K23	1220565-4	4	66	2-C21
1214797-1	3	100	1-L01	1215241-9	8	74	3-D07	1215622-0	3	100	1-L01		4	72	2-D03
1214808-6	3	100	1-L01	1215243-5	8	74	3-D07	1215623-8	3	94	1-K19	1221008-4	9	44	4-F17
1214812-8	9	16	4-E13	1215252-6	3	76	1-K01	1215673-3	9	20	4-E17	1221010-0	9	38	4-F11
1214814-4	9	16	4-E13	1215253-4	3	76	1-K01	1215675-8	9	20	4-E17		9	44	4-F17
	9	18	4-E15	1215259-1	9	6	4-E03	1215677-4	9	20	4-E17		9	46	4-F19
1214815-1	9	34	4-F07	1215281-5	3	26	1-H23	1215678-2	9	20	4-E17		9	48	4-F21
1214816-9	9	32	4-F05	1215282-3	3	26	1-H23	1215679-0	9	20	4-E17		9	50	4-F23
1214817-7	9	32	4-F05	1215299-7	3	94	1-K19	1215682-4	9	22	4-E19	1221014-2	9	48	4-F21
1214820-1	9	8	4-E05	1215301-1	3	102	1-L03	1215684-0	3	78	1-K03	1221023-3	8	226	3-J15
1214823-5	3	98	1-K23	1215302-9	3	102	1-L03	1215687-3	3	36	1-I09	1221025-8	8	80	3-D13
1214852-4	3	102	1-L03	1215311-0	9	8	4-E05	1215688-1	3	36	1-I09	1221032-4	8	220	3-J09
1214856-5	3	28	1-I01	1215312-8	9	8	4-E05	1215692-3	3	36	1-I09		8	224	3-J13
1214948-0	3	104	1-L05	1215324-3	3	38	1-I11	1215693-1	3	36	1-I09		8	226	3-J15
1214960-5	3	32	1-I05	1215365-6	8	70	3-D03	1215694-9	3	36	1-I09	1221034-0	9	38	4-F11
	3	36	1-I09		8	76	3-D09	1215696-4	3	36	1-I09		9	44	4-F17
1214970-4	9	18	4-E15	1215379-7	3	38	1-I11	1215697-2	3	36	1-I09	1221044-9	8	180	3-H17
	9	20	4-E17	1215391-2	9	28	4-F01	1215698-0	3	36	1-I09		8	190	3-I03
1214998-5	3	102	1-L03		9	32	4-F05	1215708-7	3	36	1-I09	1221046-4	8	194	3-I07

Sida 39 Page — Nummerregister — Grupp 10a Group — Numerical register — 1975-12 — Sida 39 Page

Detalj nr Part No	Gr Gr	Sida Page	Koord Grid	Detalj nr Part No	Gr Gr	Sida Page	Koord Grid	Detalj nr Part No	Gr Gr	Sida Page	Koord Grid	Detalj nr Part No	Gr Gr	Sida Page	Koord Grid
1221059-7	9	50	4-F23	1221346-8	8	168	3-H05	1224119-6	8	240	3-K05	1224939-7	8	230	3-J19
1221060-5	9	50	4-F23		8	174	3-H11	1224134-5	8	80	3-D13	1224942-1	8	130	3-F15
1221073-8	9	40	4-F13		8	180	3-H17		8	82	3-D15	1224943-9	8	130	3-F15
1221098-5	9	48	4-F21		8	184	3-H21	1224135-2	8	80	3-D13	1225126-0	8	130	3-F15
1221109-0	8	174	3-H11		8	190	3-I03	1224136-0	8	80	3-D13	1225234-2	8	130	3-F15
	8	178	3-H15		8	194	3-I07	1224145-1	8	240	3-K05	1228184-6	2c	20	1-E03
	8	190	3-I03		8	200	3-I13	1224174-1	8	240	3-K05	1228272-9	5	16	2-H01
	8	194	3-I07		8	202	3-I15	1224186-5	4	54	2-C09	1228351-1	5	14	2-G23
	8	200	3-I13	1221347-6	8	174	3-H11	1224191-5	9	38	4-F11	1228352-9	5	14	2-G23
	8	202	3-I15		8	180	3-H17		9	46	4-F19	1228568-0	9	54	4-G03
1221114-0	8	216	3-J05		8	192	3-I05	1224192-3	8	240	3-K05	1228589-6	5	6	2-G15
	8	222	3-J11		8	196	3-I09	1224193-1	8	240	3-K05	1228590-4	5	12	2-G21
1221131-4	9	48	4-F21		8	200	3-I13	1224199-8	8	200	3-I13		5	14	2-G23
1221133-0	9	48	4-F21		8	202	3-I15		8	202	3-I15	1228599-5	2c	18	1-E01
1221148-8	3	78	1-K03	1221373-2	8	78	3-D11	1224234-3	8	130	3-F15		2c	20	1-E03
	9	56	4-G05	1221374-0	8	78	3-D11	1224252-5	8	228	3-J17	1228668-8	9	54	4-G03
1221151-2	8	236	3-K01	1221400-3	6	6	2-J09	1224264-0	9	42	4-F15	1228842-9	5	28	2-H13
	8	238	3-K03		6	32	2-K11	1224294-7	8	228	3-J17	1228918-7	5	4	2-G13
1221152-0	8	238	3-K03	1221446-6	3	76	1-K01	1224339-0	8	200	3-I13	1228972-4	5	28	2-H13
1221153-8	8	238	3-K03	1221458-1	6	12	2-J15		8	202	3-I15	1228984-9	5	28	2-H13
1221154-6	8	238	3-K03	1221459-9	6	12	2-J15	1224362-2	8	20	3-B01	1234094-9	3	104	1-L05
1221155-3	8	238	3-K03	1221461-5	2d	10	1-G07	1224372-1	8	188	3-I01	1234095-6	3	80	1-K05
1221158-7	8	238	3-K03	1221462-3	6	2	2-J05		8	194	3-I07	1234133-5	3	38	1-I11
1221160-3	8	238	3-K03	1221488-8	4	96	2-E03	1224384-6	8	168	3-H05	1234150-9	3	94	1-K19
1221161-1	8	238	3-K03	1221551-3	4	102	2-E09		8	180	3-H17	1234151-7	3	94	1-K19
1221175-1	8	238	3-K03	1221574-5	4	96	2-E03		8	190	3-I03	1234160-8	3	94	1-K19
1221176-9	8	238	3-K03	1221608-1	6	4	2-J07	1224387-9	8	174	3-H11	1234208-5	3	102	1-L03
1221179-3	8	64	3-C21		6	8	2-J11	1224392-9	8	200	3-I13	1234212-7	3	100	1-L01
1221180-1	8	238	3-K03	1221635-4	4	88	2-D19	1224393-7	8	174	3-H11	1234220-0	3	82	1-K07
1221183-5	8	238	3-K03	1221659-4	5	28	2-H13		8	180	3-H17	1234229-1	9	20	4-E17
1221187-6	8	38	3-B19	1221660-2	4	104	2-E11		8	190	3-I03	1234243-2	3	28	1-I01
	8	42	3-B23	1221662-8	2d	8	1-G05		8	202	3-I15	1234244-0	3	38	1-I11
1221189-2	8	38	3-B19	1221733-7	6	22	2-K01	1224397-8	8	200	3-I13	1234246-5	3	28	1-I01
	8	42	3-B23		6	24	2-K03	1224398-6	8	200	3-I13		3	38	1-I11
1221190-0	8	38	3-B19	1221742-8	2d	8	1-G05	1224399-4	8	200	3-I13	1234312-5	4	60	2-C15
	8	42	3-B23	1221749-3	2d	8	1-G05	1224400-0	8	226	3-J15	1234316-6	3	102	1-L03
1221202-3	8	238	3-K03	1221751-9	2d	8	1-G05		8	228	3-J17	1234326-5	3	14	1-H11
1221210-6	9	38	4-F11	1221752-7	5	38	2-H23	1224401-8	8	228	3-J17	1234357-0	3	100	1-L01
	9	44	4-F17	1221754-3	5	38	2-H23	1224406-7	8	234	3-J23	1234383-6	3	38	1-I11
	9	46	4-F19	1221756-8	5	38	2-H23		8	240	3-K05	1234490-9	3	82	1-K07
1221213-0	8	236	3-K01	1221757-6	5	16	2-H01	1224412-5	8	240	3-K05	1234510-4	3	102	1-L03
	8	238	3-K03	1221758-4	6	22	2-K01	1224418-2	8	248	3-K13	1234511-2	3	102	1-L03
1221217-1	8	174	3-H11	1221759-2	6	22	2-K01	1224444-8	8	228	3-J17	1234514-6	3	98	1-K23
	8	178	3-H15	1221760-0	5	38	2-H23	1224457-0	8	130	3-F15	1234516-1	3	102	1-L03
1221218-9	9	40	4-F13	1221779-0	2d	12	1-G09	1224458-8	8	130	3-F15	1234552-6	3	78	1-K03
	9	46	4-F19	1221781-6	6	32	2-K11	1224459-6	8	130	3-F15	1234590-6	3	36	1-I09
1221224-7	8	222	3-J11	1221794-9	6	12	2-J15	1224480-2	8	226	3-J15	1234591-4	3	36	1-I09
1221225-4	8	222	3-J11	1221824-4	5	16	2-H01	1224481-0	8	226	3-J15	1234599-7	3	78	1-K03
1221239-5	8	64	3-C21		5	36	2-H21	1224517-1	8	200	3-I13	1234622-7	3	96	1-K21
1221267-6	8	78	3-D11	1221882-2	4	96	2-E03		8	202	3-I15	1234627-6	3	96	1-K21
1221268-4	8	78	3-D11		4	102	2-E09	1224518-9	8	200	3-I13	1234628-4	3	96	1-K21
1221269-2	8	78	3-D11	1221885-5	4	96	2-E03		8	202	3-I15	1234630-0	3	96	1-K21
1221270-0	8	78	3-D11		4	102	2-E09	1224540-3	4	18	2-A21	1234631-8	3	96	1-K21
1221304-7	9	44	4-F17	1221902-8	5	28	2-H13	1224580-9	8	228	3-J17	1234632-6	3	96	1-K21
	9	48	4-F21	1221906-9	5	16	2-H01	1224588-2	9	42	4-F15	1234633-4	3	96	1-K21
	9	50	4-F23	1221945-7	6	4	2-J07	1224659-1	8	228	3-J17	1234634-2	3	96	1-K21
	9	52	4-G01	1221989-5	5	20	2-H05	1224660-9	8	226	3-J15	1234636-7	3	96	1-K21
1221320-3	8	124	3-F09	1221990-3	2c	10	1-D17		8	228	3-J17	1234637-5	3	96	1-K21
1221326-0	8	168	3-H05	1221991-1	2c	10	1-D17	1224704-5	9	40	4-F13	1234638-3	3	96	1-K21
	8	174	3-H11	1224032-1	8	228	3-J17		9	50	4-F23	1234639-1	3	96	1-K21
	8	180	3-H17	1224041-2	8	228	3-J17	1224781-3	8	130	3-F15	1234640-9	3	96	1-K21
1221327-8	8	168	3-H05	1224071-9	8	240	3-K05	1224786-2	8	130	3-F15	1234641-7	3	96	1-K21
	8	174	3-H11	1224099-0	8	190	3-I03	1224820-9	8	228	3-J17	1234642-5	3	96	1-K21
1221329-4	8	168	3-H05		8	194	3-I07	1224822-5	8	240	3-K05	1234643-3	3	96	1-K21
	8	180	3-H17		8	198	3-I11	1224823-3	8	226	3-J15	1234644-1	3	96	1-K21
1221339-3	9	56	4-G05		8	202	3-I15		8	228	3-J17	1234645-8	3	96	1-K21
1221340-1	9	56	4-G05	1224102-2	8	82	3-D15	1224840-7	8	228	3-J17	1234653-2	3	78	1-K03
1221345-0	8	128	3-F13		9	42	4-F15	1224841-5	8	228	3-J17	1234757-1	3	92	1-K17
	8	130	3-F15	1224116-2	8	240	3-K05	1224842-3	8	200	3-I13		3	94	1-K19
1221346-8	8	130	3-F15	1224117-0	8	240	3-K05		8	202	3-I15	1234816-5	9	16	4-E13

Detalj nr Part No	Gr Gr	Sida Page	Koord Grid
1234816-5	9	20	4-E17
1240351-5	8	130	3-F15
1240352-3	8	130	3-F15
1240554-4	8	130	3-F15
1247553-9	3	6	1-H03
1247604-0	8	42	3-B23
1247618-0	2c	6	1-D13
	2c	26	1-E09
1247708-9	8	84	3-D17
	8	88	3-D21
1247727-9	8	8	3-A13
1247728-7	8	76	3-D09
1247729-5	8	76	3-D09
1247924-2	8	60	3-C17
1247925-9	8	60	3-C17
1247932-5	8	106	3-E15
1505848-0	5	28	2-H13
3101977-1	3	24	1-H21
3103050-5	3	54	1-J03

GRUPP 10b
Reparationssatser

INNEHÅLLSFÖRTECKNING

	Sida	Koord
Reparationssatser		
Grupp 2 a-d	2:1	4-K03
Grupp 3	3:1	4-K07
Grupp 4	4:1	4-K09
Grupp 5	5:1	4-K13
Grupp 6	6:1	4-K15
Grupp 8	8:1	4-K17
Grupp 9	9:1	4-K17

ANMÄRKNINGAR

I orienterande syfte har på vissa bilder detaljer inritats, som icke ingår i satsen. Sådana detaljer är ritade med streckade eller heldragna linjer.

GROUP 10b
Repair kits

INDEX

	Page	Grid
Repair kits		
Group 2 a-d	2:1	4-K03
Group 3	3:1	4-K07
Group 4	4:1	4-K09
Group 5	5:1	4-K13
Group 6	6:1	4-K15
Group 8	8:1	4-K17
Group 9	9:1	4-K17

NOTE

For the purpose of clarification certain parts, which do not pertain to the kits concerned, have been illustrated. However, such parts have been "ghosted".

GROUPE 10b
Jeux de réparations

TABLE DES MATIERES

	Page	Grid
Jeux de réparations		
Groupe 2 a-d	2:1	4-K03
Groupe 3	3:1	4-K07
Groupe 4	4:1	4-K09
Groupe 5	5:1	4-K13
Groupe 6	6:1	4-K15
Groupe 8	8:1	4-K17
Groupe 9	9:1	4-K17

REMARQUE

Dans le but de faciliter la recherche d'un détail, certaines figures présentent des détails ne faisant pas partie des jeux. Ces détails sont tracés avec des lignes hachurées ou seulement légèrement esquissées.

GRUPPE 10b
Reparatursätze

INHALTSVERZEICHNIS

	Seite	Grid
Reparatursätze		
Gruppe 2 a-d	2:1	4-K03
Gruppe 3	3:1	4-K07
Gruppe 4	4:1	4-K09
Gruppe 5	5:1	4-K13
Gruppe 6	6:1	4-K15
Gruppe 8	8:1	4-K17
Gruppe 9	9:1	4-K17

ANMERKUNGEN

Aus Orientierungsgründen sind bei einigen Abbildungen Teile eingezeichnet, die nicht zum Satz gehören. Solche Teile sind mit gestrichelten oder ganzgezogenen, dünnen gekennzeichnet.

GRUPO 10b
Juegos de reparaciones

INDICE

	Pàg.	Grid
Juegos de reparaciones		
Grupo 2 a-d	2:1	4-K03
Grupo 3	3:1	4-K07
Grupo 4	4:1	4-K09
Grupo 5	5:1	4-K13
Grupo 6	6:1	4-K15
Grupo 8	8:1	4-K17
Grupo 9	9:1	4-K17

OBSERVACION

Por razones aclaratorias se han incluido en ciertas figuras piezas que no forman parte del juego, estas piezas estàn dibujadas con lineas punteadas o lineas delgadas de trazero lleno.

Sida	Grupp	Reparationssatser	Reparatursätze	
2:1	10b	Repair kits	Juegos de reparaciones	1975–12
Page	Group	Jeux de reparations		

Pos Fig	Det nr Part No	Benämning Grupp 2a–d Description Group 2a–d Désignation Groupe 2a–d	Benennung Gruppe 2a–d Denominación Grupo 2a–d	Anmärkning Notes Remarques	Anmerkungen Observaciones
		Kolvsats Piston kit Jeu de pistons Kolbensatz Juego de pistones			
1	**272002-7**	• STD		MÄRKT D Ch –102949	
	272008-4	• STD		MÄRKT D Ch 102950–	
	272003-5	• 0,03 MM ÖD		MÄRKT G Ch –102949	
	272009-2	• 0,03 MM ÖD		MÄRKT G Ch 102950–	
	272012-6	• 0,015 TUM ÖD		Ch –102949	
	272011-8	• 0,015 TUM ÖD		Ch 102950–	
	272004-3	• 0,030 TUM ÖD		Ch –102949	
	272010-0	• 0,030 TUM ÖD		Ch 102950–	
		• Kolvringssats • Piston ring kit • Jeu de segments de piston • Kolbenringsatz • Juego de aros de pistón		Sats för en kolv Kit for one piston Jeu pour un piston Satz für einen Kolben Juego para un piston	
2	**275306-9**	•• STD			
	275314-3	•• 0,015 TUM ÖD			
	275307-7	•• 0,030 TUM ÖD			
3	**275701-1**	Låsbricksats, motor Lock washer kit, engine Jeu de rondelles de sécurité, moteur Sicherungsscheibensatz, Motor Juego de arrandelas de seguridad, motor			
		Packningssats, helrenovering Gasket kit, engine reconditioning Jeu de joints, complète renovation Dichtungssatz, Generalüberholung Juego de empaquetaduras, rénovatión del motor • Tilläggssats (packningar) • Small gasket kit • Jeu complémentaire • Egänzungssatz • Juego complementario			
4	**275538-7**				
	275537-9			B30, B30A. Se pos nr 5	
	275562-7			B30E. Se pos nr 6	
	275563-5			B30F. Se pos nr 6	
		• Packningssats, insugnings- och avgasrör • Gasket kit, manifolds • Jeu de joints, collecteur d'aspiration et d'échappement • Dichtungssatz, Ansaug- und Auspoffrohr • Juego empaquetaduras múltiple de admisión y de escape			
	275539-5			B30, B30A. Se pos nr 7	
	275561-9			B30E, B30F. Se pos nr 7	

1975–12	Reparationssatser Repair kits Jeux de reparations	Reparatursätze Juegos de reparaciones	Grupp Group 10b	Sida Page 2:2

Pos Fig	Det nr Part No	Benämning Grupp 2a–d Description Group 2a–d Désignation Groupe 2a–d	Benennung Gruppe 2a–d Denominación Grupo 2a–d	Anmärkning Notes Remarques	Anmerkungen Observaciones
		Packningssats, sotning Gasket kit, engine decarbonizing Jeu de joints, décalaminage du moteur Dichtungssatz, entrussen Juego de empaquetaduras, descarbonización del motor •Tilläggssats (packningar) •Small gasket kit •Jeu complémentaire •Egänzungssatz •Juego complementario			
5	275537-9			B30, B30A	
6	275562-7 275563-5			B30E B30F	
		•Packningssats, insugnings- och avgasrör •Gasket kit, manifolds •Jeu de joints, collecteur d'aspiration et d'échappement •Dichtungssatz, Ansaug- und Auspuffrohr •Juego empaquetaduras múltiple de admisión y de escape			
7	275539-5 275561-9			B30, B30A B30E, B30F	

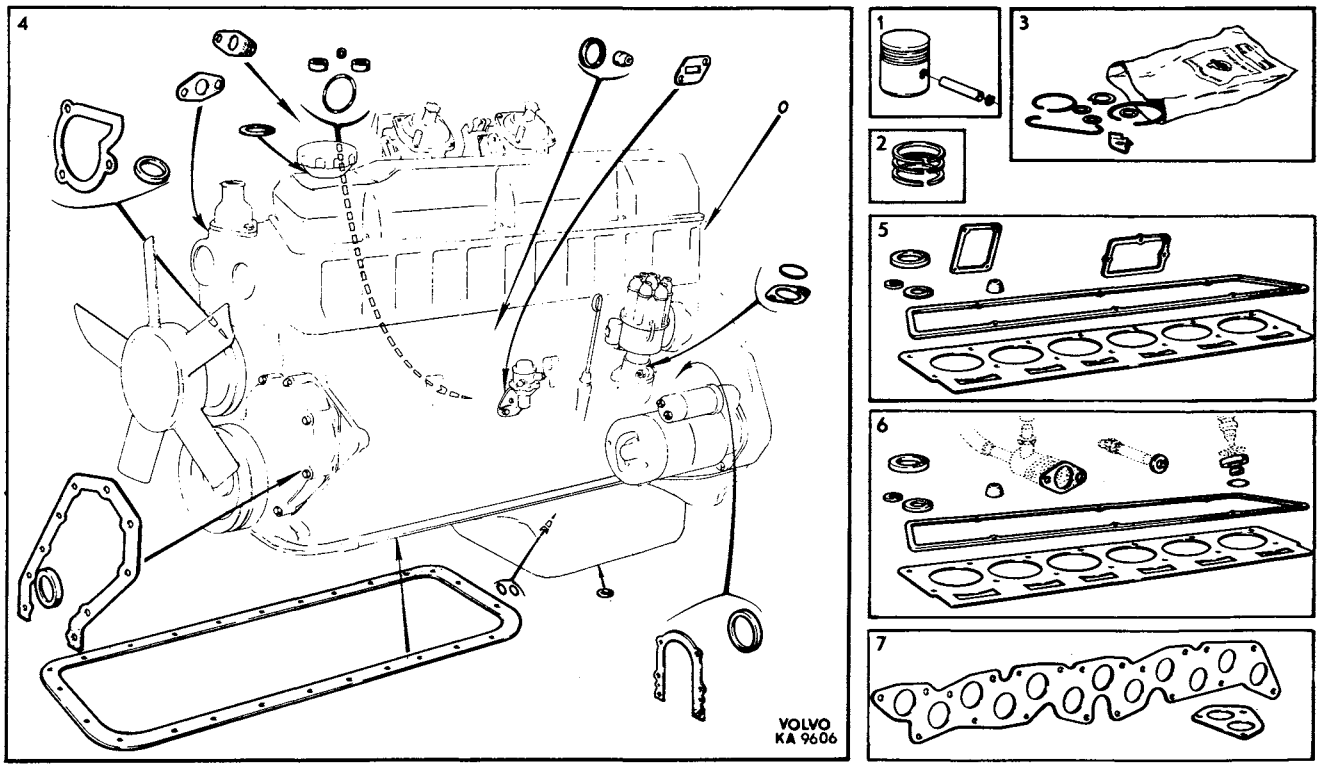

Sida	Grupp	Reparationssatser	Reparatursätze	
2:3	10b	Repair kits	Juegos de reparaciones	1975–12
Page	Group	Jeux de reparations		

Pos Fig	Det nr Part No	Benämning Grupp 2a–d Description Group 2a–d Désignation Groupe 2a–d	Benennung Gruppe 2a–d Denominación Grupo 2a–d	Anmärkning Notes Remarques	Anmerkungen Observaciones
		Transmissionsdrevsats Timing gear kit Jeu d'engrenages Steuerrädersatz Juego engranajes de distribución			
1	276294-6 273309-5			B30 B30A B30E B30F	
		Ramlagersats Main bearing kit Jeu de pailers de vilebrequin Hauptlagersatz Juego cojinetes del cigüñal			
2	271217-2 271218-0 271219-8	• Std d • 0,010" ud • 0,020" ud		Sats för hela motorn Kit for cpl engine Jeu pour tout le moteur Satz für den ganzen Motor Juego para el motor completo	
		Vevlagersats Big end bearing kit Jeu de coussinets de bielle Hublagersatz Juego cojinetes de bielas			
3	271054-9 271055-7 271056-4	• Std d • 0,010" ud • 0,020" ud		CH-102949	
	271066-3 271067-1 271068-9	• STD D • 0,010" UD • 0,010" UD		CH 102950–	
		Termostatsats Thermostat kit Jeu de carter de thermostat Thermostatsatz Juego de termóstato			
4	273164-4 273342-6 273277-4			ALT 1. 82C EXCL USA ALT 1. 82C USA ALT 2. 92C	
4A	275564-3	Packningssats, vattenpump (anslutningsdetaljer) Gasket kit, water pump (connecting components) Jeu de points, pompe à eau (pièces de raccordement) Dichtungssatz, Wasserpumpe (Anschlussdeta il) Juego de empaquetaduras, bomba de agua (piezas de cenexión)			
		Reparationssats, bensinpump Repair kit, fuel pump Jeu de réparation, pompe à essence Reparatursatz, Kraftstoffpumpe Juego de reparaciones, bomba de gasolina			
5	276303-5	• 460429		MÄRKT APG	
6	276305-0	• 460497		MÄRKT SEV	



1975–12	Reparationssatser Repair kits Jeux de reparations	Reparatursätze Juegos de reparaciones	Grupp Group 10b	Sida Page 2:4

Pos Fig	Det nr Part No	Benämning Grupp 2a–d Description Group 2a–d Désignation Groupe 2a–d	Benennung Gruppe 2a–d Denominación Grupo 2a–d	Anmärkning Notes Remarques	Anmerkungen Observaciones
1	**276295-3**	Packnings- och låsbricksats, förgasare Gasket and lock washer kit, carburetter Jeu de joints et de rondelles de blocage Dichtungs- und Sicherungsscheibensatz, Vergaser Juego de empaquetaduras y arandelas de reguridad		Sats för en förgasare Kit for one carburetter Jeu pour un carburateur Sats für einen Vergaser Juego para un carburador	
2	**276301-9**	Reparationssats, förgasare (gasspjällaxel) Repair kit, carburetter, (throttle spindel) Jeu de réparation, carburateur (axe de volet d'accelérateur) Reparatursatz, Vergaser (Drosselklappenwelle) Juego de reparaciones, carburador (eje válvula de aceleración)		Sats för två förgasare Kit for two carburetters Jeu pour deux carburateurs Satz für zwei Vergaser Juego para dos carburadors	
3	**273182-6**	Ventilationssats, förgasare Ventilation kit, carburetter Kit d'aération, carburateur Belüftungssatz (f. Schwimmergehäuse), Vergaser Juego de vendilación carburador			
		Sats för byte av avgassystem (upphängningsdetaljer) Exhaust system replacement kit (suspension component) Jeu pour remplacement du système d'échappement (details de suspension) Satz zum Austausch der Auspuffanlage (Aufhänungsteile) Juego para el cambio del sistema de escape (detalles de suspension)			
4	**273109-9** **273290-7**			B30, B30A B30E, B30F CH –102949	
5	**273302-0**	Sats för byte av vakuumventil, MRA Vacuum valve replacement kit, MRA Jeu de soupape à dépression, MRA Austauschsats für Unterdruckventile, MRA Juego para la substitución de válvula de vacío, MRA			

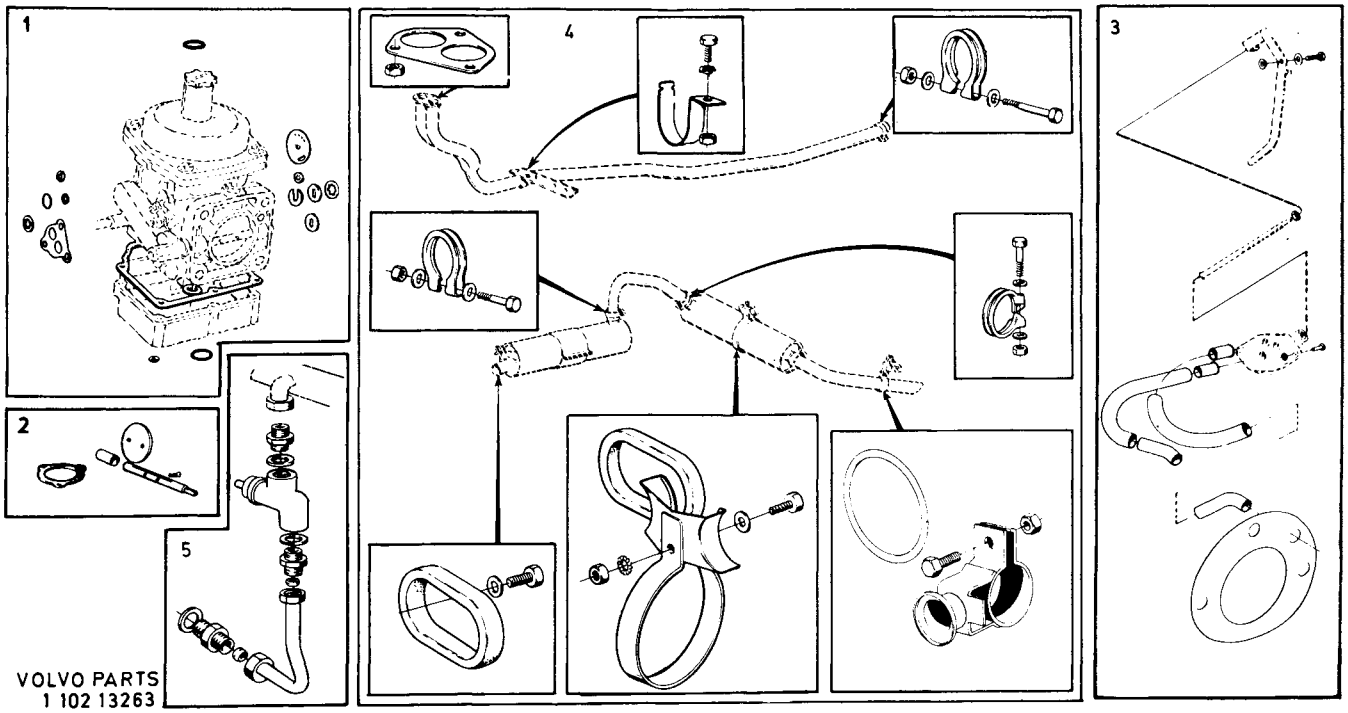

Sida / Page	Grupp / Group	Reparationssatser / Repair kits / Jeux de reparations	Reparatursätze / Juegos de reparaciones	1975–12
2:5	10b			

Pos / Fig	Det nr / Part No	Benämning Grupp 2a–d / Description Group 2a–d / Désignation Groupe 2a–d	Benennung Gruppe 2a–d / Denominación Grupo 2a–d	Anmärkning / Notes / Remarques	Anmerkungen / Observaciones
		Sats för byte av avgassystem (upphängningsdetaljer) Exhaust system replacement kit (suspension component) Jeu par remplacement du système d'échappement (details de suspension) Satz zum Austauchen der Auspuffanlage (Aufhängungsteile) Juego para el cambio del sistema de escape (detalles de suspension)			
1	**273465-5**			B30E, B30F Ch 102950-132566.	
2	**273403-6**			B30F. JAPAN Ch 132567-. B30F. BW35, M410 Ch 132567- EXCL JAPAN	

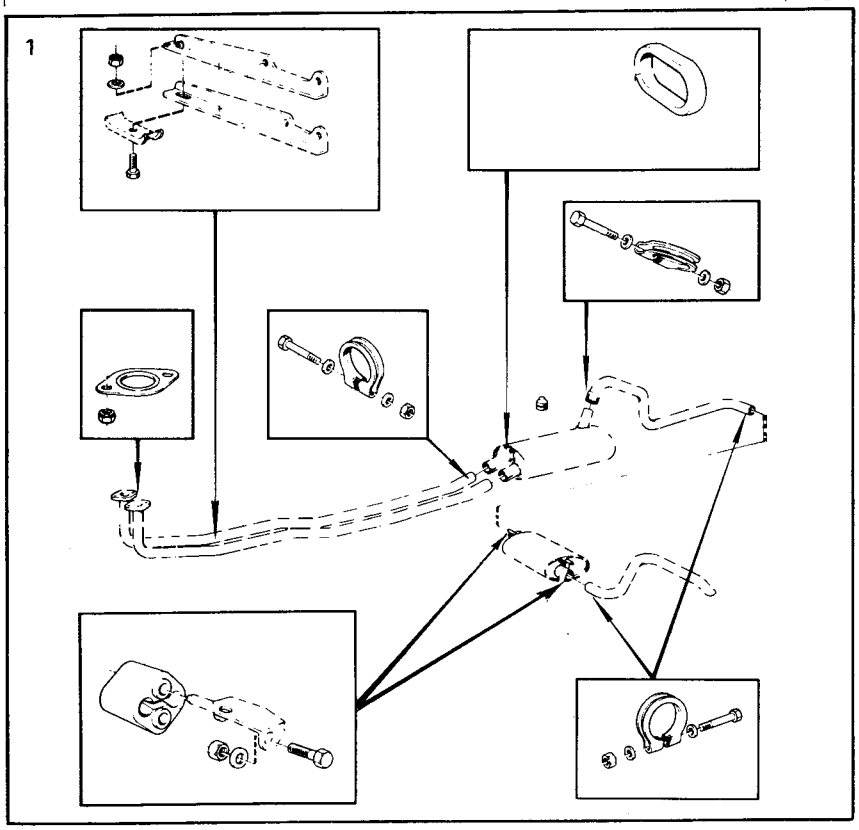

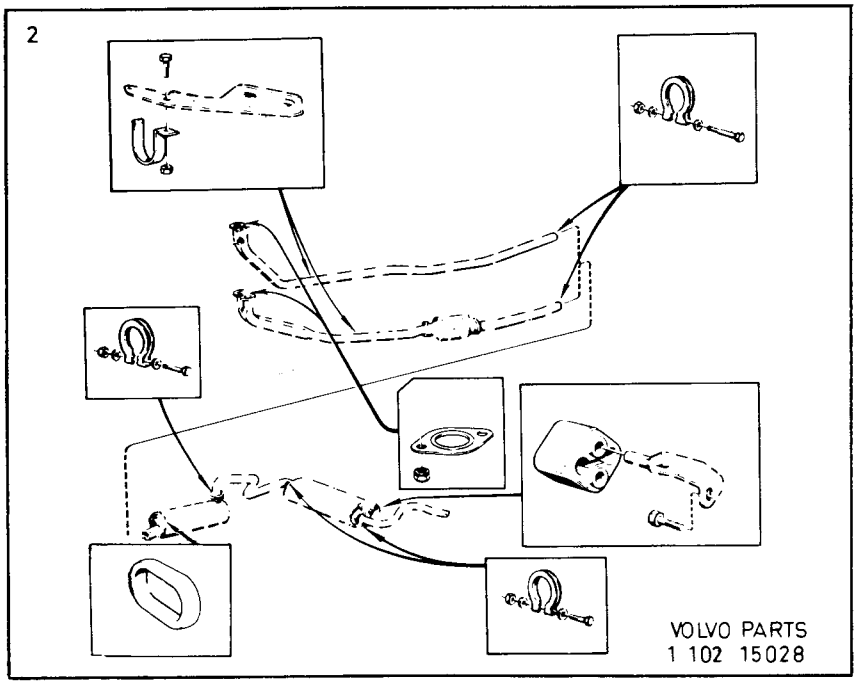

1975–12	Reparationssatser Repair kits Jeux de reparations	Reparatursätze Juegos de reparaciones	Grupp Group 10b	Sida Page 2:6

Pos Fig	Det nr Part No	Benämning Grupp 2a–d Description Group 2a–d Désignation Groupe 2a–d	Benennung Gruppe 2a–d Denominación Grupo 2a–d	Anmärkning Notes Remarques	Anmerkungen Observaciones
		Reservdelssats, 1000-mils service Parts kit, 6000 mile (10,000 km) service Jeu de pièces détachées, service aux 10,000 km Ersatzteilsatz, 10,000 km – Inspektion Juego de repuestos, servicio de 10,000 km			
1	273451-5	.		B30A. 1969–1973	
2	273452-3	.		B30E. 1972–1973	
	273453-1	.		B30E. 1974	
	273454-9	.		B30F. 1972–1973	
	273455-6	.		B30F. 1974	
3	273456-4	.		B30F. 1975	
4	1218622-7	Reparationssats Repair kit Jeu de réparation Überholungssats Juego de reparación		Insprutningsventil Fuel injector	

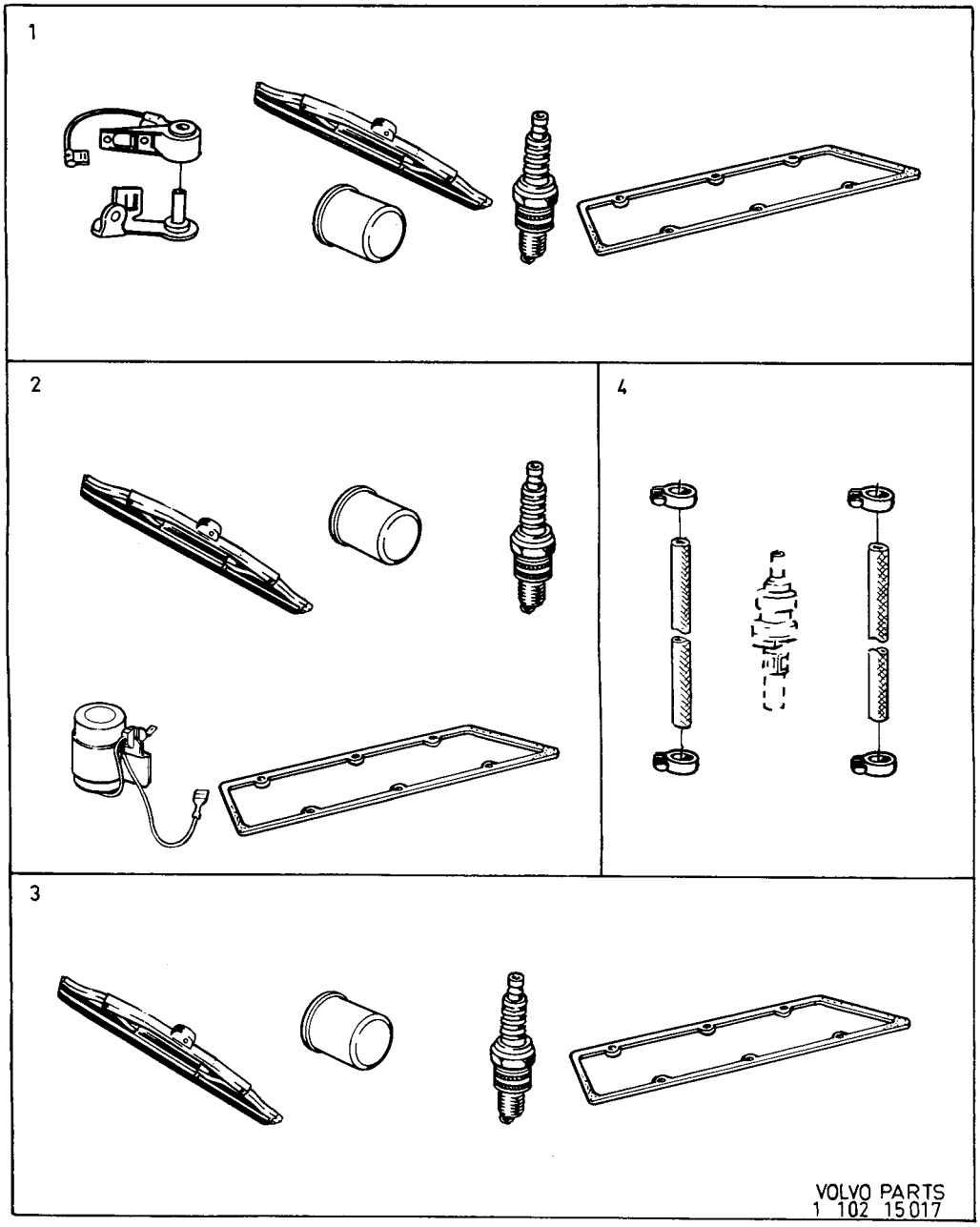

Sida / Page	Grupp / Group	Reparationssatser / Repair kits / Jeux de reparations	Reparatursätze / Juegos de reparaciones	1975–12
3:1	10b			

Pos / Fig	Det nr / Part No	Benämning Grupp 3 / Description Group 3 / Désignation Groupe 3	Benennung Gruppe 3 / Denominación Grupo 3	Anmärkning / Notes / Remarques	Anmerkungen / Observaciones
		Reparationssats, generator Repair kit, dynamo Jeu de reparation, dynamo Reparatursatz, Lichtmaschine Juego de reparación, dínamo			
1	**273508-2**	. 419420, 419787, 460085, 462893			
2	**480651-9**	. 419420, 419787, 460085			
	1207426-6	. 462893			
3	**827562-0**	. 419787, 460085			
	1207427-4	. 462893			
4	**273512-4**	. 419420, 419787, 460085			
	1207437-3	. 462893			
5	**419508-7**	. 419420, 419787, 460085, 462893			
6	**419511-1**	. 419420			
	273509-0	. 419787, 460085			
	1207425-8	. 462893			
7	**419515-2**	. 419420			
	273510-8	. 419787, 460085, 462893			
8	**273513-2**	. 419420, 419787, 460085, 462893			
9	**419514-5**	. 419420, 419787, 460085, 462893			
		Diodsats, generator 419787, 460085, 462893 Diode kit, alternator 419787, 460085, 462893 Jeu de diodes, alternateur 419787, 460085, 462893 Diodensatz, Lichtmaschine 419787, 460085, 462893 Juego de diodes, generador 419787, 460085, 462893			
10	**273506-6**	. +			
	273507-4	. –			
		Elborstsats, startmotor Carbon brush kit, starter motor Jeu de balai, démarreur Kohlebürstensatz, Anlasser Juego de escobillas, motor de arranque			
11	**240604-9**	. 241615			
	243910-7	. 463856			
12	**241300-3**	Reparationssats, startmotor Repair kit, starter motor Jeu de reparation, démarreur Reparatursatz, Anlasser Juego de reparaciones, motor de arranque			

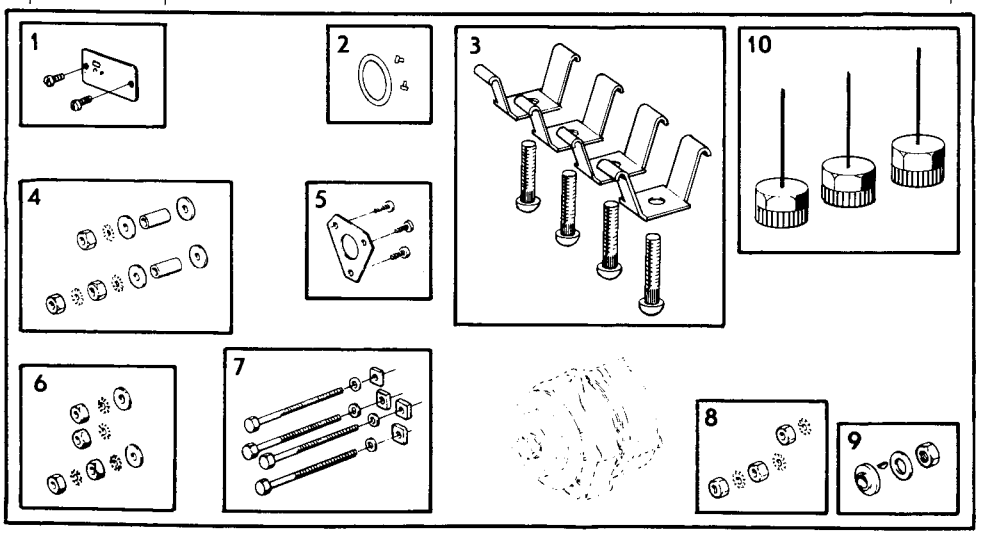

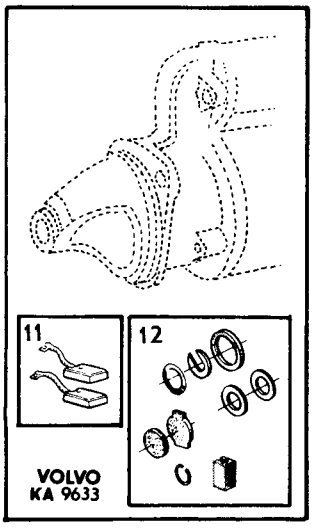

1975–12	Reparationssatser Repair kits Jeux de reparations	Reparatursätze Juegos de reparaciones	Grupp Group 10b	Sida Page 3:2

Pos Fig	Det nr Part No	Benämning Grupp 3 Description Group 3 Désignation Groupe 3	Benennung Gruppe 3 Denominación Grupo 3	Anmärkning Notes Remarques	Anmerkungen Observaciones
		Tändledningssats Ignition cable kit Jeu de cables s'allumage Zündkabelsatz Juego cables de encendido			
1	**275659-1**			B30, B30A, B30F	
	275663-3			B30E	
		Reparationssats, fördelare Repair kit, distributor Jeu de réparation, distributeur Reparatursatz, Zündverteiler Juego de reparación, distributor			
2	**241671-7**	• 241532			
3	**241656-8**	• 241532			
4	**241658-4**	• 241532			
5	**241659-2**	• 241532			
5A	**273521-5**	• 243131, 461526, 461527			
		Kontaktsats, fördelare Breaker point kit, distributor Jeu de contact distributeur Kontaktsatz, Zündverteiler Juego de puntas de distribuidor			
6	**241652-7**	• 241532			
	243655-8	• 243131, 461527			
	243801-8	• 461526			
		Kontaktinsats, fördelare Contact breaker, distributor Jeu de contact de rupteur, distributeur Unterbrecherkontaktsatz, Zündverteiler Juego de contactor de ruptura, distribuidor			
7	**243022-1**	• 243131			
	243804-2	• 461526, 461527, 461567			
		Strålkastarsats Headlamp kit Jeu de phares Scheinwerfersatz Juego faros			
8	**273113-1**			Excl USA, CAN	
9	**273273-3**			USA, CAN	

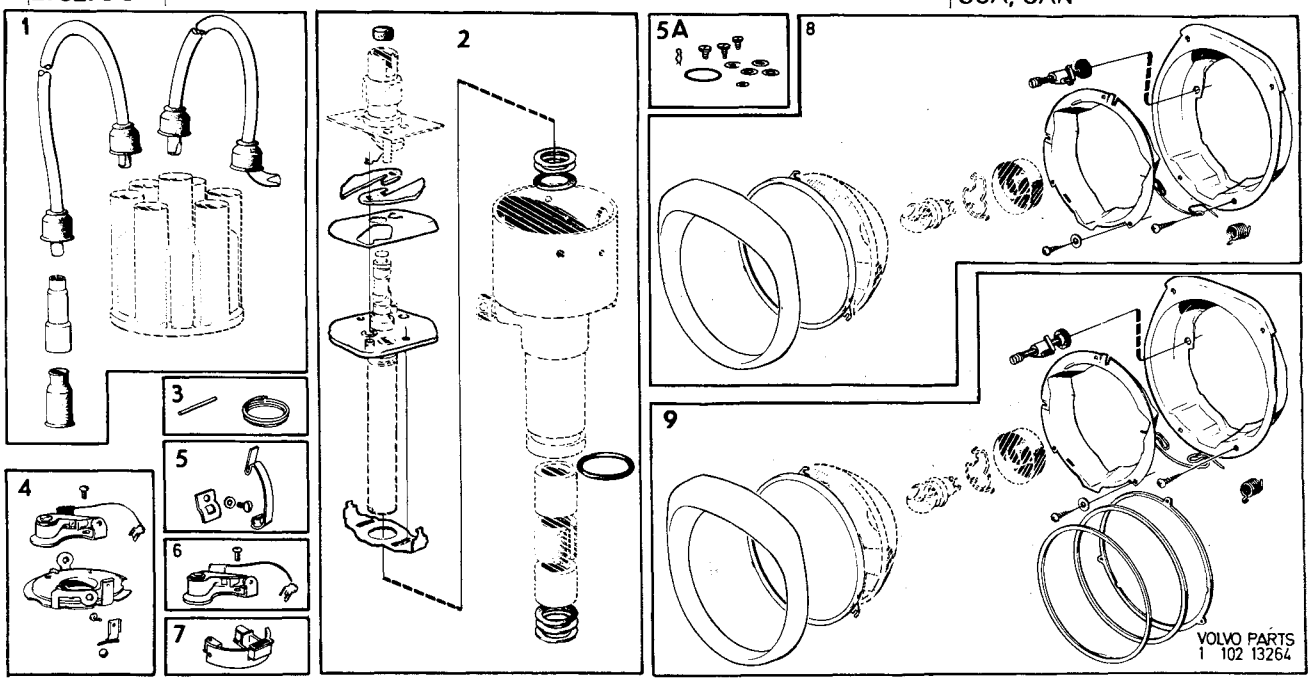

Sida / Page	Grupp / Group	Reparationssatser / Repair kits / Jeux de reparations	Reparatursätze / Juegos de reparaciones	1975–12
4:1	10b			

Pos / Fig	Det nr / Part No	Benämning Grupp 4 / Description Group 4 / Désignation Groupe 4	Benennung Gruppe 4 / Denominación Grupo 4	Anmärkning / Notes / Remarques	Anmerkungen / Observaciones
		Lambellbeläggsats, lamell Clutch facing kit, plate Jeu de garnitures d'embrayage, disque Kupplungsbelagsatz, Kupplungsscheibe Juego de Forros, Disco			
1	275919-9	• 430124		B30A	
	275930-6	• 461134		B30A	
	275931-4	• 461314		B30E, F	
2	273016-6	Monteringssats, stötdämpare Installation kit, shock absorber Jeu de montage, d'amortisseur Montierungssatz, Stossdämpfer Juego de montaje, amortiguadorres		MÄRKT 675210, 679449, 688253	
3	282761-6	Monteringssats, stötdämpare Installation kit, shock absorber Jeu de montage, d'amortisseur Montierungssatz, Stossdämpfer Juego de montaje, amortiguadorres		MÄRKT 1212110	
		Reparationssats, tryckpump Repair kit, master cylinder Jeu de réparation, cylindre principal Überholungssatz, Druckpumpe Juego de reparación, cilindro principal			
4	273118-0	• 679154			
	273215-4	• 687465			
5	273119-8	Reparationssats manövercylinder Repair kit, operating cylinder Jeu de réparation, pompe du cylindre de commande Überholungssatz, Steuerzylinder Juego de reparación, cilindro de maniobras			
6	273133-9	Sats, främre hus Kit, forward housing Jeu, carter avant Satz, vorderes Gehäuse Juego, caja delantera			
7	273134-7	Reparationssats (backventil) överväxel Repair kit (check valve) overdrive Jeu de réparation (valve de rerenue) sur multiplicateur Reparatursatz, (Rückschlagventil) Overdrive Juego de reparaciones (válvula de retención) supermarcha			
8	273135-4	Reparationssats (reduceringsventil) överväxel Repair kit (relief valve) overdrive Jeu de réparation (limitateur de pression) sur multiplicateur Reparatursatz (Reduzierventil) Overdrive Juego de reparaciones (válvula de descarga) supermarcha			
9	273152-9	Stålrullesats (frihjul) överväxel Steel roller kit (freewheel) overdrive Jeu de roues en acier (roues libres) sur multiplicateur Stahlrollensatz (Freilauf) Overdrive Juego de rodillos de acero (rueda libre) supermarcha			
10	273151-1	Fjädersats (koppling) överväxel Spring kit (clutch) overdrive Jeu de ressorts (embrayage) sur multiplicateur Federsatz (Kupplung) Overdrive Juego de resortes (acoplamiento) supermarcha			

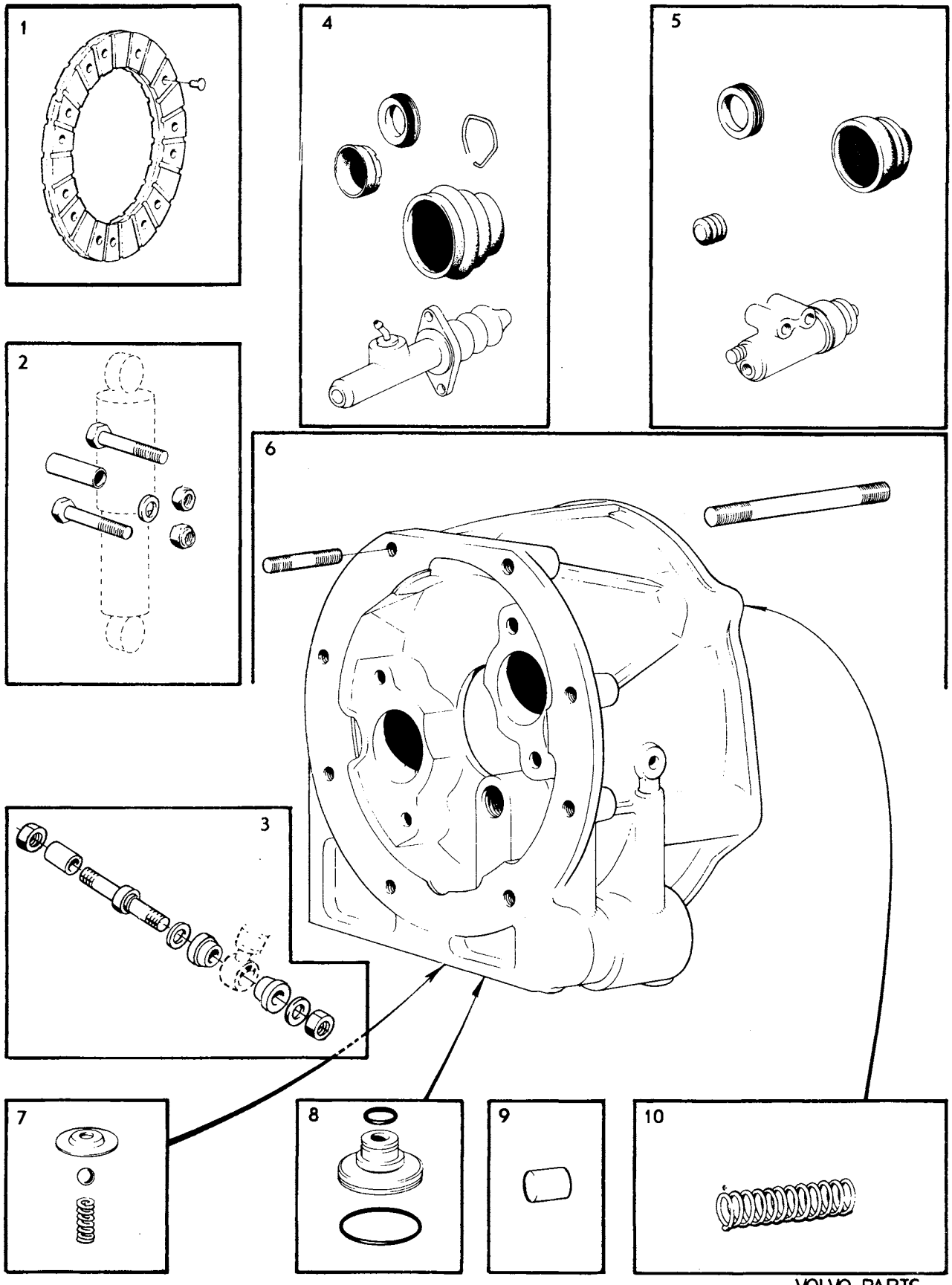
1
2
3
4
5
6
7
8
9
10
VOLVO PARTS
1 102 11021

Sida / Page	Grupp / Group	Reparationssatser / Repair kits / Jeux de reparations	Reparatursätze / Juegos de reparaciones	1975–12
4:3	10b			

Pos / Fig	Det nr / Part No	Benämning Grupp 4 / Description Group 4 / Désignation Groupe 4	Benennung Gruppe 4 / Denominación Grupo 4	Anmärkning / Notes / Remarques	Anmerkungen / Observaciones
1	**273124-8**	Fjädersats för kontrollsystem, växellåda 254535 254 658 Spring kit for valve vodies assembly, gearbox 254535, 254658 Jeu de ressorts pour système de contrôle, boîte de vitesses 254535, 254658 Federsatz für Kontrollanlage, Getriebe 254535, 254658 Juego de resorte para sistema control, de caja de cambios 254535, 254658		För kontrollsystem märkt 90 For valve bodies assy, marked 90 Pour système de contrôle portant la marque 90 Für das Kontrollsystem Kennz. 90 Para el sistema de control marcado 90	
	273303-8	Fjädersats för kontrollsystem, växellåda 254636 Spring kit for valve bodies assembly, gearbox 254636 Jeu de ressorts pour système de contrôle, boîte de vitesses 254653 Federsatz für Kontrollanlage, Getriebe 254636 Juego de resorte para sistema de control, caja de cambios 254636		För kontrollsystem märkt 112 For valve bodies assy, marked 112 Pour système de contrôle portant la marque 112 Für das Kontrollsystem, Kennz. 112 Para el sistema de control marcado 112	
	273235-2	Fjädersats för kontrollsystem, växellåda 254657, 254678 Spring kit for valve bodies assembly, gearbox 254678 Jeu de ressorts pour système de contrôle, boîte de vitesses 254657, 254678 Federsatz für Kontrollanlage Getriebe 254636 Juego de resorte para sistema de control, caja de cambios 254657, 254678		För kontrollsystem märkt 171 For valve bodies assy, marked 171 Pour système de contrôle portant la marque 171 Für das Kontrollsystem, Kennz. 171 Para el sistema de control marcado 171	
2	**276501-4** **273291-5**	Gummi- och tätningsringsats, växellåda O-ring and seal ring kit, gearbox Jeu de rondelles d'étanchéite et rondelles en caoutchouc, boîte de vitesses Gummi- und Dichtungsringsatz, getriebe Juegos de anilos O y anilos retén, caja de cambios ● 254535, 254658 ● 254636, 254657, 254678			
3	**273297-2** **273270-9** **273269-1**	Lamellsats, bakre, växellåda Disc kit, rear, gearbox Jeu de garniures, avant, boîte de vitesses Kupplungsscheibensatz hinten, Getriebe Juego de forros de disco, trasero, caja de cambios ● 254535, 254636, 254658 ● 254657, 254678 ● 254657, 254678		ALT 1 5 LAMELLER ALT 1 5 PLATE ALT 2 4 LAMELLER ALT 2 4 PLATE	
4	**273121-4** **273268-3**	Lamellsats, främre Disc kit, forward Jeu de garnitures, arrière Kupplungsscheibensatz, vorn Juego de forros de disco, delantero Oljeringssats, växellåda: Oil ring kit, gearbox Jeu de segments, racleurs, boîte de vitesses Ölabstreifringsatz, Getriebe Juego de aros de aceite, caja de cambios ● 254535, 254636, 254658, 254657, 254678			

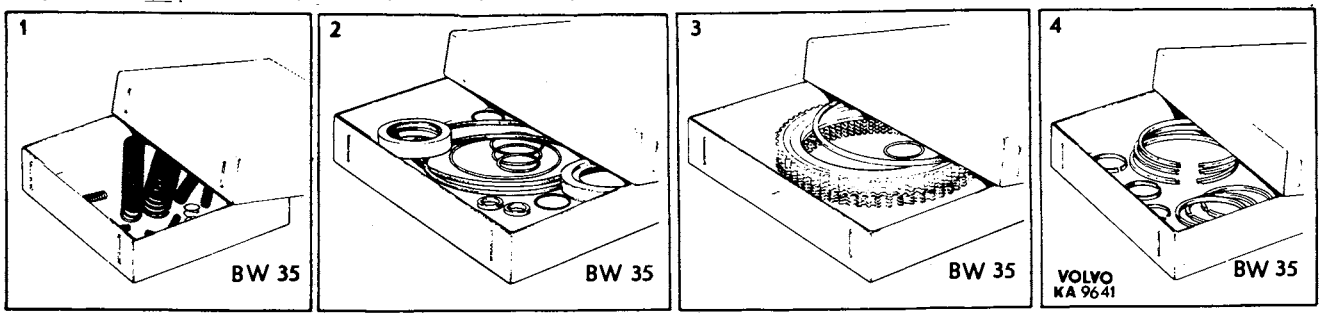

1975–12	Reparationssatser Repair kits Jeux de reparations	Reparatursätze Juegos de reparaciones	Grupp Group 10b	Sida Page 4:4

Pos Fig	Det nr Part No	Benämning Grupp 4 Description Group 4 Désignation Groupe 4	Benennung Gruppe 4 Denominación Grupo 4	Anmärkning Notes Remarques	Anmerkungen Observaciones
		Packningssats, växellåda Gasket kit, gearbox Jeu d'emballages, boîte de vitesses Dichtungssatz, Getriebe Juego de empaquetaduras, caja de cambios			
1	**276502-2** **273221-2**	• 254535 • 254636, 254657, 254678			
2	**276504-8**	Tryckbrickssats Thrust washer kit Jeu de rondelles de butée Druckscheibensatz Juego de arandelas de empuje			
		Regulatorsats, växellåda Governor kit, gearbox Jeu de régulateur, boîte de vitesses Reglersatz, Getriebe Juego del regulador, caja de cambios			
3	**273123-0**	• 254535, 254658			
		Reparationssats, bakre pump, växellåda Repair kit, rear pump, gearbox Jeu de réparation, pompe arrière, boîte de vitesses Überholungssatz, hintere Pumpe, Getriebe Juego de reparación, bomba de aceite trasera, caja de cambios			
4	**276507-1**	• 254535, 254636, 254658			
5	**273203-0**	Reparationssats (plattfjäder, låsring) Repair kit (spring circlip) Jeu de réparation (ressort plat, rondelle de blocage) Reparatursatz (Flachfeder, Sicherungsring) Juego de reparación (muelle plano y anillo retén)			
6	**275565-0**	Packningssats, växellåda gasket kit (gearbox) Jeu d'emballages, boite de vitesses Dichtungssatz, Getriebe Juego de empaquetaduras, caja de cambios		M 400 GV	

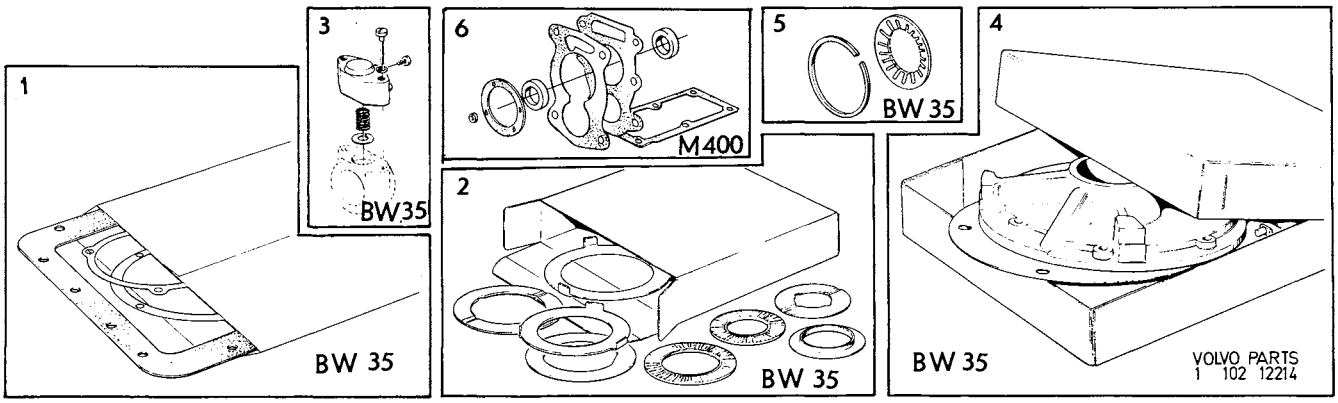

Sida / Page	Grupp / Group	Reparationssatser / Repair kits / Jeux de reparations	Reparatursätze / Juegos de reparaciones	1975–12
4:5	10b			

Pos / Fig	Det nr / Part No	Benämning Grupp 4 / Description Group 4 / Désignation Groupe 4	Benennung Gruppe 4 / Denominación Grupo 4	Anmärkning / Notes / Remarques	Anmerkungen / Observaciones
		Kronhjul och pinjongsats Crown wheel and pinion kit Couronne et jeu de pignon Tellerrad und Antriebskegelradsatz Corona y juego de piñnón			
1	**273139-6** **273140-4** **273283-2**			Utv. 3.31/1 Utv. 3.73/1 Utv. 3.54/1	
2	**273224-6**	Differentialdrevsats Differential drive gear kit Jeu d'engranage Ausgleichrädersatz Juego de angranaje			
3	**273413-5**	Tätningsringssats, bakaxel Seal ring kit, rear axle Jeu de rondelles d'étanchéité, pont arrière Dichtungsringsatz, Hinterachse Juego de anillos retén, eje trasero		-Ch 12200-81145	

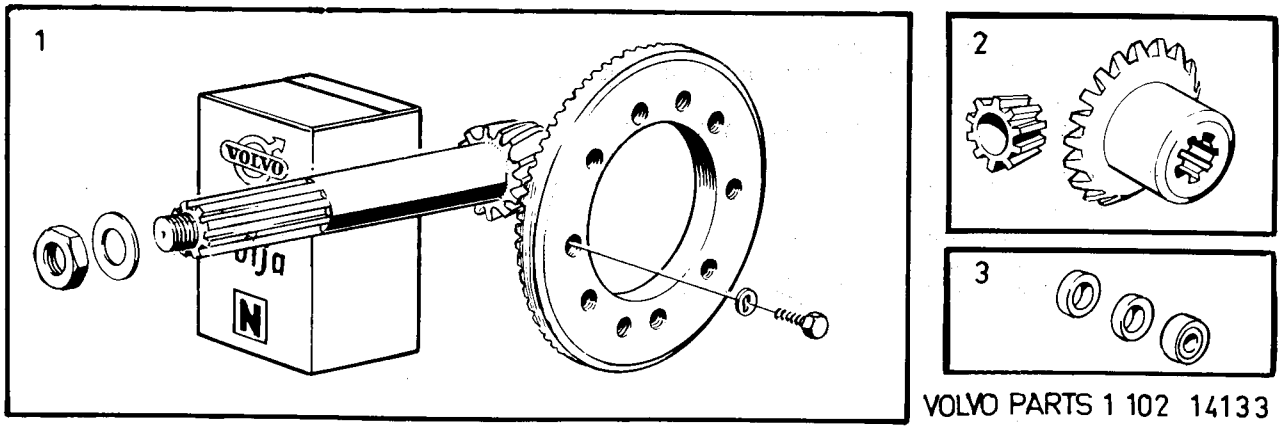

1975–12	Reparationssatser Repair kits Jeux de reparations	Reparatursätze Juegos de reparaciones	Grupp Group 10b	Sida Page 5:1

Pos Fig	Det nr Part No	Benämning Grupp 5 Description Group 5 Désignation Groupe 5	Benennung Gruppe 5 Denominación Grupo 5	Anmärkning Notes Remarques	Anmerkungen Observaciones
		Bromsklotssats, framhjul Brake pad kit, front wheel Jeu de patins de frein, roue avant Bremsklotzsatz, Vorderräder Juego de pastillas de fricción, frenos de disco ruedas delanteras			
1	**272566-1**			Ch -52789 (272534)	
	272568-7			Ch 52790- (272530)	
		Bromsklotssats, bakhjul Brake pad kit, rear wheel Jeu de patins de frein, roue arrière Bremsklotzsats, Hinterräder Juego de pastillas de fricción frenos de disco ruedas traseras			
	272567-9			Ch -52789 (272535)	
	272569-5			Ch 52790- (272531)	
2	**273090-1**	Reparationssats, bromsventil Repair kit, brake valve Jeu de reparation, soupape de frein Überholungssatz, Bremsventil Juego de reparación, válvula de freno			
		Reparationssats, framhjulsbroms Repair kit, front wheel brakes Jeu de réparation, frein de roues avant Überholungssatz, Vorderräderbremse Juego de reparación, frenos de ruedas delanteras			
3	**273071-1**			Ch-52789	
	272533-1			Ch 52790-	
		Reparationssats, bakhjulsbroms Repair kit, rear wheel brakes Jeu de réparation, frein de roues arrières Überholungssatz, Hinterradbremse Juego de reparación, frenos de ruedas traseras			
	273072-9			Ch-12199	
	273114-9			Ch 12200-52789	
	272527-3			Ch 52790-	

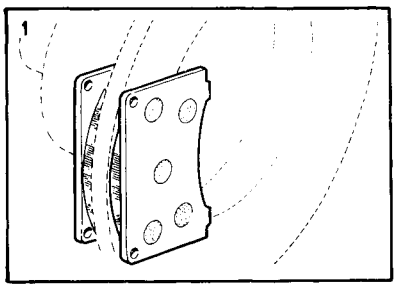

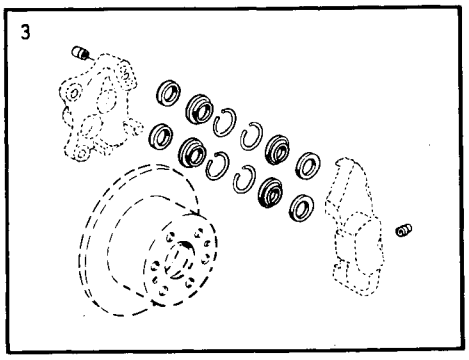

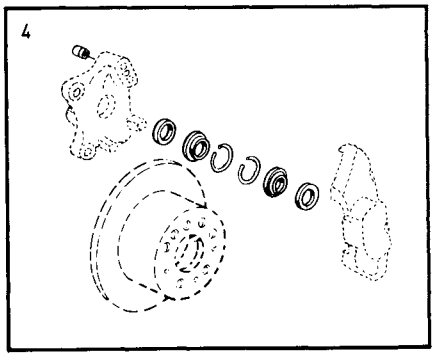

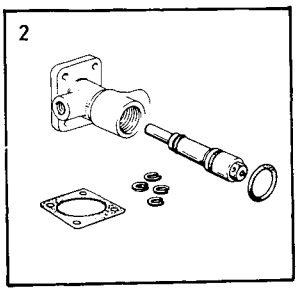

Sida / Page	Grupp / Group	Reparationssatser / Repair kits / Jeux de reparations	Reparatursätze / Juegos de reparaciones	1975–12
5:2	10b			

Pos / Fig	Det nr / Part No	Benämning Grupp 5 / Description Group 5 / Désignation Groupe 5 — Benennung Gruppe 5 / Denominación Grupo 5	Anmärkning / Notes / Remarques — Anmerkungen / Observaciones
		Reparationssats, huvudcylinder Repair kit, master cylinder Jeu de réparation, maître-cylindre Überholungssatz, Hauptzylinder Juego de reparación, cilindro principal	
1	**273117-2** **273125-5**	• 678921 • 673766	Ch -79021 Ch 79022-
		Handbromssats (mittplacerad) Handbrake kit (centre-located) Frein à main (placé centralement) Handbremssatz (Anbringung zwischen den Vordersitzen) Freno de mano (situado en el centro)	
2	**273112-3** **273200-6**		Ch -12199 Ch 12200-
3	**272586-9**	Reparationssats, vakuumpump Repair kit, vacuum pump Jeu de réparation, bomba de vacío Reparatursatz, Vakuumpumpe Juego de reparación, plompe à dépression	
4	**272 587-9**	Membransats, vakuumpump Diaphragm kit, vacuum pump Jeu de diaphragme, bombá de vacío Membranensatz, Vakuumpumpe Juego de diafragma, plompe à dépression	B30F USA, CAN
5	**272645-3**	Hävarmssats (vakuumpump) Lever kit (vacuum pump) Jeu de levier (pompe à dépression) Hebelsatz (Vakuumpumpe) Juego de palancas (bomba de vacío)	

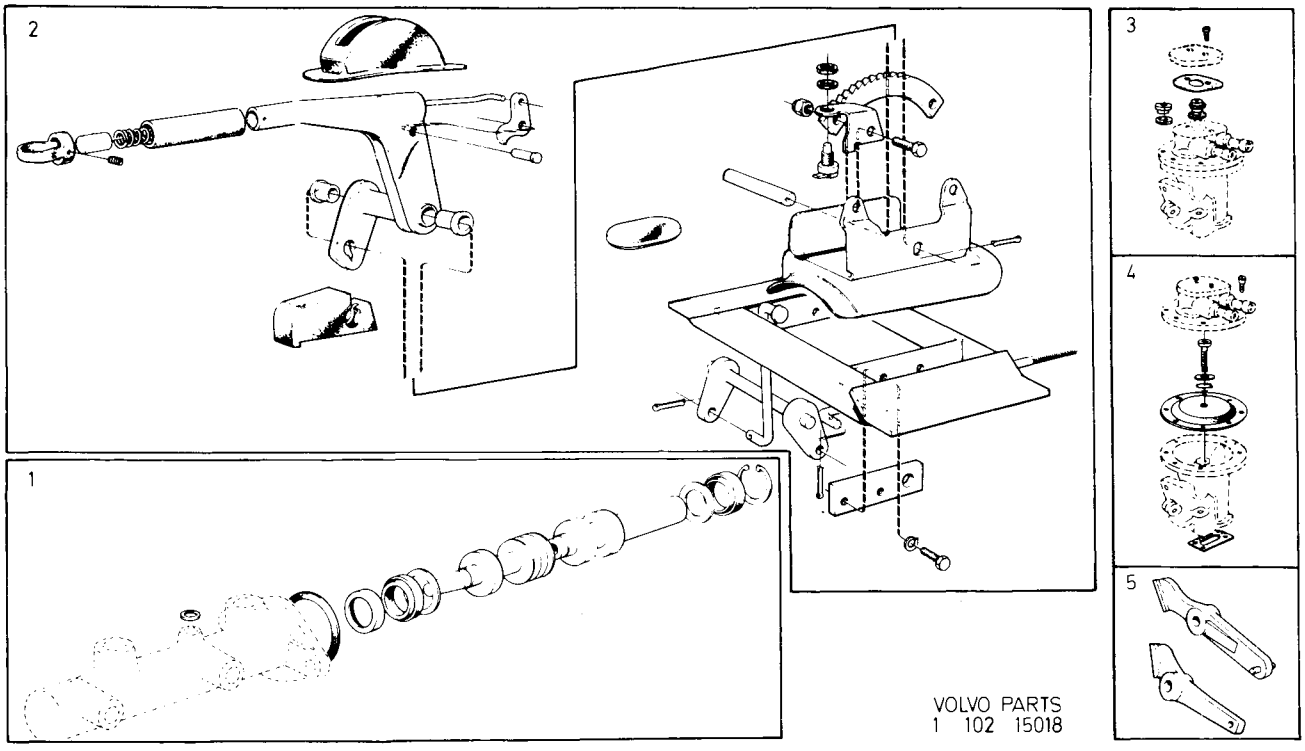

1975–12	Reparationssatser Repair kits Jeux de reparations	Reparatursätze Juegos de reparaciones	Grupp Group 10b	Sida Page 6:1

Pos Fig	Det nr Part No	Benämning Grupp 6 Description Group 6 Désignation Groupe 6	Benennung Gruppe 6 Denominación Grupo 6	Anmärkning Notes Remarques	Anmerkungen Observaciones
1	273209-7	Kulledsats Ball joint kit Jeu d'articulation Kugelgelenksatz Juego de rótula		För en sida For one side Pour un côté Für eine Seite Para un lado	
2	273153-7	Monteringssats, stötdämpare Installation kit, shock absorber Jeu de montage, d'amortisseur Montierungssatz, Stossdämpfer Juego de montaje, amortiguadores		För en sida For one page Pour un côté Für eine Seite Para un lado	
		Packningssats, styrinrättning Gasket kit, steering gear Jeu de bagues pour mécanisme de direction Dichtungssatz, Lenkung Juego de empaquetaduras, dirección			
3	271517-5			MS, Vst	
	271516-7			MS, Hst	
4	271518-3			MS	
5	273214-7	Hjulkapselsats Wheel cap kit Jeu d'enjoliveurs de roues Radzierdeckelsatz Juego de tapacubos		-Ch 32400–	
6	273161-0	Framhjulslagersats Front wheel bearing kit Jeu de roulement de roues avant Vorderradlagersatz Juego de cojinetes de ruedas delanteras			

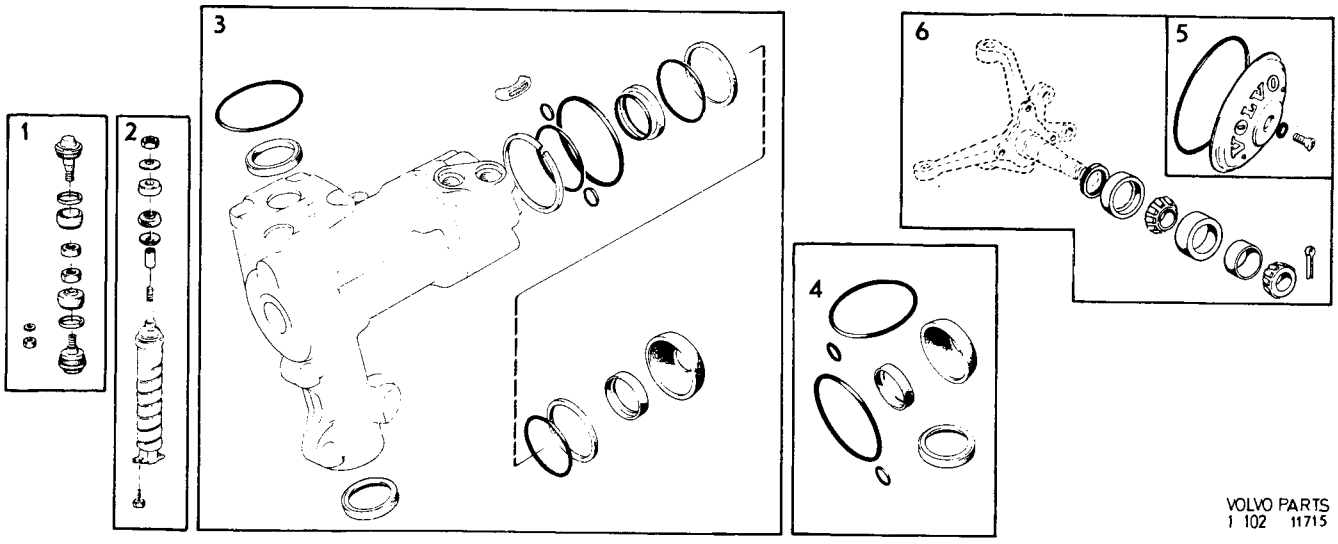

Sida / Page	Grupp / Group	Reparationssatser / Repair kits / Jeux de reparations	Reparatursätze / Juegos de reparaciones	
8:1	10b			1975–12

Pos / Fig	Det nr / Part No	Benämning Grupp 8 / Description Group 8 / Désignation Groupe 8	Benennung Gruppe 8 / Denominación Grupo 8	Anmärkning / Notes / Remarques	Anmerkungen / Observaciones
1	**273144-6**	Monteringssats, framskärm Installation kit, front mudguard Jeu de montage, aile avant Montagesatz, Vorderkotflügel Juego de montaje, guardabarras delanteros			
2	**273145-4**	Monteringssats, stötfångare, främre Installation kit, front bumper Jeu de montage, amortisseur avant Montagesatz, Stossfänger, vorderer Juego de montaje, parachoque, delantero			
3	**273146-1**	Monteringssats, stötfångare, bakre Installation kit, rear bumper Jeu de montage, amortisseur, arrière Montagesats, Stossfänger, hinterer Juego de montaje, parachoques, trasero			
4	**276609-5** **276611-1**	Backspegelsats Rear view mirror kit Jeu de rétroviseur Rückblickspiegelsatz Juego de espejo retrovisor		Ch-37213 Ch 37214-102949	
5	**276612-9** **276613-7** **276614-5**	Backspegelsats Rear view mirror kit Jeu de rétroviseur Rückblickspiegelsatz Juego de espejo retrovisor		Ch-102949 EXCL USA, CAN, AUSTRALIA Ch-102949 EEC Ch-102949 USA, CAN, AUSTRALIA	

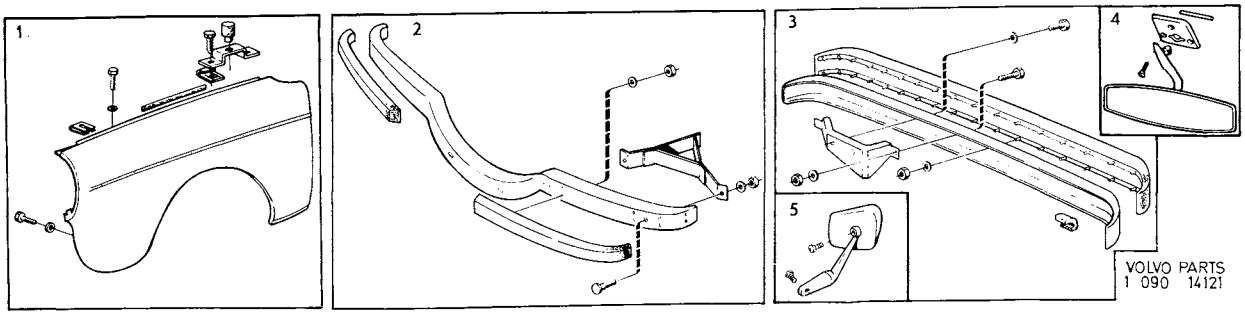

1975-03	Reparationssatser Repair kits Jeux de reparations	Reparatursätze Juegos de reparaciones	Grupp Group 10b	Sida Page 9:1

Pos Fig	Det nr Part No	Benämning Grupp 9 Description Group 9 Désignation Groupe 9	Benennung Gruppe 9 Denominación Grupo 9	Anmärkning Notes Remarques	Anmerkungen Observaciones
1	273229-5	Reparationssats (kompressor) Repair kit (compressor) Jeu de réparation (compresseur) Reparatursatz (Luftpresser) Juego de reparación (compresor)			

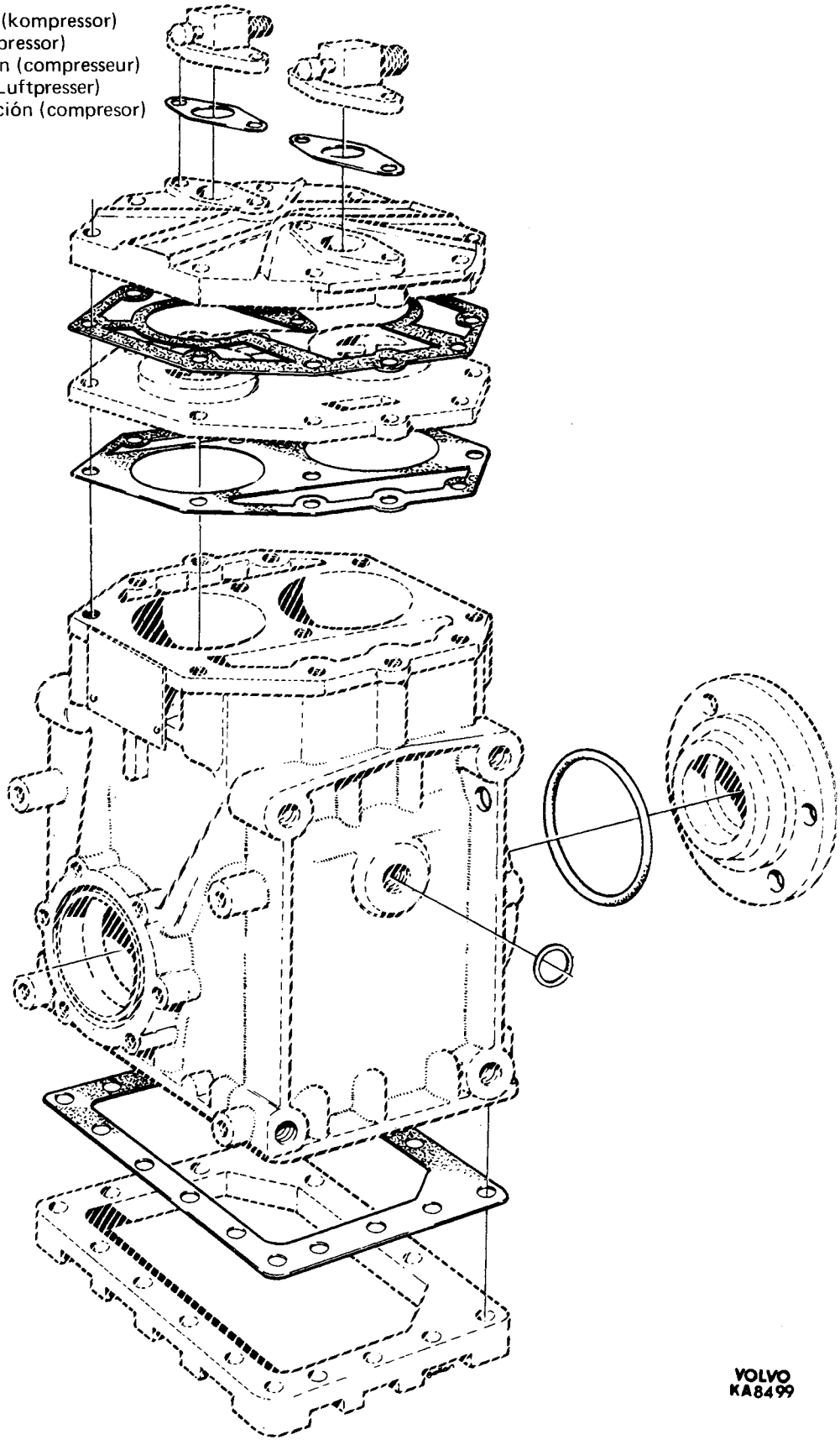

VOLVO
KA8499