PARTS CATALOGUE

RESERVDELSKATALOG

240-260 series 1985-1987



PV 010 51755

NO 212846(GB /S)

VOLVO

EDITION 04-1990

CATALOGUE AMENDMENT
INFÖRDA ÄNDRINGAR

No. Nr	Inserted on Införd den	No. Nr	Inserted on Införd den	No. Nr	Inserted on Införd den
0	08-1984	7	11-1986		
1	12-1984	8	03-1987		
2	04-1985	9	08-1987		
3	08-1985	10	04-1990		
4	11-1985				
5	05-1986				
6	08-1986				

Printed in Sweden Minab, Sunte 90.20829

Description Benämning	Catalogue group Kataloggrupp		Fiche No. Fiche nr	Page No. Sid nr
CATALOGUE INDEX KATALOG INDEX	INDEX			4- 5
CATALOGUE INFORMATION KATALOGTEKNISK INFORMATION	0 0	???		9- 94
ENGINE MOTOR	2 0			101- 381
ELECTRICAL SYSTEM ELSYSTEM	3 0			385- 543
POWER TRANSMISSION KRAFTÖVERFÖRING	4 0	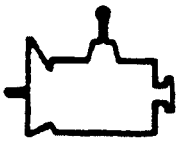		547- 775
BRAKES BROMS	5 0			779- 815
WHEEL SUSPENSION AND STEERING HJULUPPHÄNGNING, STYRNING	6 0	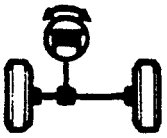		819- 877
SPRINGS AND WHEELS FJÄDRING OCH HJUL	7 0			881- 893
BODY AND INTERIOR KAROSS OCH INREDNING	8 0			897- 1269
	9 0			-

Group INDEX Page 4

CATALOGUE INDEX

Group		Fiche No.	Page
00	CATALOGUE INFORMATION		9
01	Foreword (GB)		9
02	Abbreviations (GB)		27
03	Numerical register		31
04	Register, new parts		79
05	Catalogue instructions		93
20	ENGINE		101
21	Engine		103
22	Lubricating system		163
23	Fuel system		171
25	Inlet system		251
26	Cooling system		315
27	Engine controls		335
28	Ignition and control systems		361
30	ELECTRICAL SYSTEM		385
31	Batteries		387
32	Alternator		395
33	Starter motor		413
35	Lighting		431
36	Other electrical equipment		447
37	Wiring and fuses		481
38	Instrumentation		527
40	POWER TRANSMISSION		547
41	Clutch		549
43	Gearbox		571
45	Propeller shaft		747
46	Rear axle		757
50	BRAKES		779
51	Wheel brake		781
52	Vacuum-hydraulic brakes		793
55	Parking brake		813
60	WHEEL SUSPENSION AND STEERING		819
61	Front suspension		821
64	Steering		831
65	Rear suspension		875
70	SPRINGS AND WHEELS		881
72	Suspension		883
77	Wheel		891
80	BODY AND INTERIOR		897
81	Body frame		899
82	Front section		923
83	Doors and hatches		933
84	Exterior trim,		977
85	Interior trim		1011
86	Bumpers		1135
87	Heating and ventilation		1147
88	Interior equipment		1205
89	Exterior equipment		1239

KATALOG INDEX

Grupp		Fiche nr	Sida
00	KATALOGTEKNISK INFORMATION		9
01	Förord (S)		17
02	Förkortningar (S)		28
03	Nummerregister		31
04	Register, nya artiklar		79
05	Kataloginstruktion		93
20	MOTOR		101
21	Motor		103
22	Smörjsystem		163
23	Bränslesystem		171
25	Inloppssystem		251
26	Kylsystem		315
27	Motorreglage		335
28	Tänd- och reglersystem		361
30	ELSYSTEM		385
31	Batteri		387
32	Generator		395
33	Startmotor		413
35	Belysning		431
36	Övrig elektrisk utrustning		447
37	Ledningar och säkringar		481
38	Instrumentering		527
40	KRAFTÖVERFÖRING		547
41	Koppling		549
43	Växellåda		571
45	Kardanaxel		747
46	Bakaxel		757
50	BROMS		779
51	Hjulbroms		781
52	Vakuumhydraliskt bromssystem		793
55	Parkeringsbroms		813
60	HJULUPPHÄNGNING, STYRNING		819
61	Framhjulsupphängning		821
64	Styrning		831
65	Bakhjulsupphängning		875
70	FJÄDRING OCH HJUL		881
72	Fjädring		883
77	Hjul		891
80	KAROSS OCH INREDNING		897
81	Karosseristomme		899
82	Framparti		923
83	Dörrar och luckor		933
84	Yttre prydnadsdetaljer,		977
85	Inredning		1011
86	Stötfångare		1135
87	Klimatanläggning		1147
88	Invändig utrustning		1205
89	Utvändig utrustning		1239

FOREWORD (GB)

This catalogue contains parts for our cars in the 240-260 series 1985-1987.
For the USA and Canada markets, see separate catalogue.

PRODUCT PLATES

Placing and code keys for those product plates which contain important information for ordering parts are illustrated in the following pages.

ABBREVIATIONS

Explanation of the abbreviations used in the catalogue are to found in Group 02.

CHASSIS NUMBER

The first chassis number for each model year is as follows:

1985-	1986-	1987-
244 CH 72450-	244 CH 145710-	244 CH 215300-
245 CH 592284- INCL 592000-592214	245 CH 660380-	245 CH 718700-
265 CH 34890-		

The Parts catalogue for the 240-260 1985- series can be ordered from
Volvo Group Support AB
Publication Stores
SA A 5520
S-405 08 Göteborg, Sweden
Ordered number:

Language	Paper	Fiche
English/Swedish	212846	212847
German/French	-	212849
Spanish/English	-	212817

Volvo Parts Corporation
Dept. 32630, VAK HA1N
S-405 08 Göteborg, Sweden
Tel: 46 - 31662538

Group	
01	FOREWORD (GB)
Page	
10	

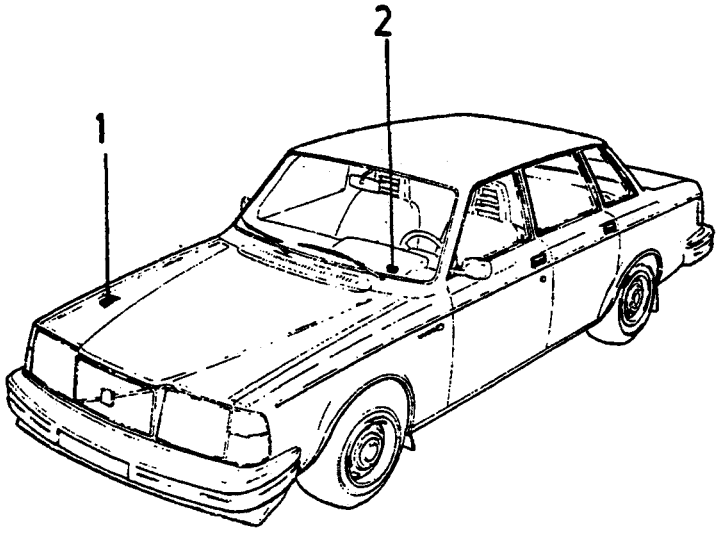

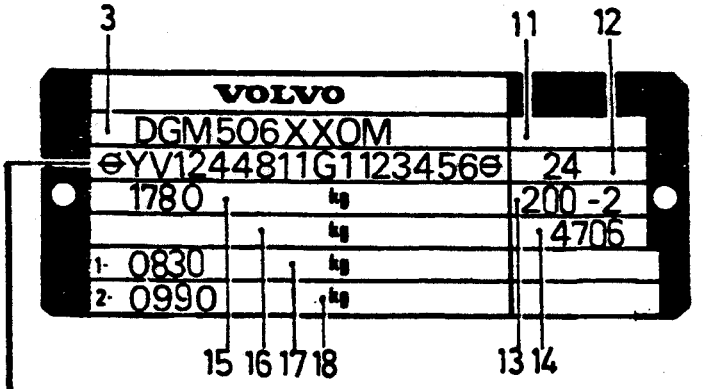

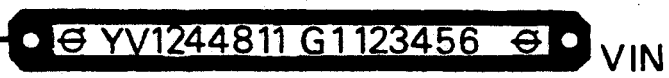

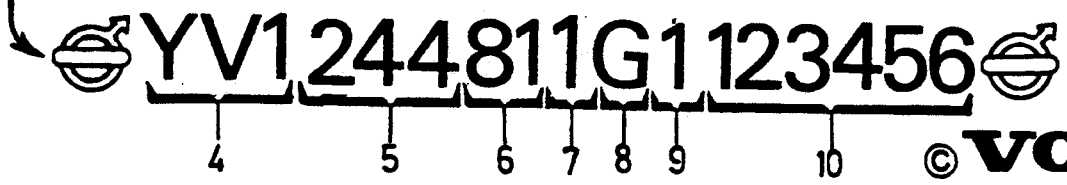

©VOLVO
Genuine Parts
PV 010 42503

Product plate

1. Product plate, location

2. VIN plate, locationg

3. (Type approval no. for certain markets, date of manufacture for Australia)

4. (Manufacturer code)

5. Vehicle type

6. Engine type:

.11 = B17A
.23 = B200K
.24 = B200E
.26 = B19ET
.46 = B21ET
.47 = B21FT
.68 = B28E
.77 = D24
.81 = B230A
.83 = B230K
.84 = B230E
.88 = B230F

7. Gear box:

.1 = M45 4-speed manual
.2 = M46 4-speed manual with lockup
.3 = M47 5-speed manual
.7 = AW70/71 4-speed automatic without lockup
.8 = BW55 3-stegs automat

8. Model year

.F = 1985
.G = 1986
.H = 1987

9. (Works code)

10. Chassis number

11. Special vehicle number

12. (Market code)

13. Colour code, suffix not stated in catalogue

14. Interior fitting code

15. (Max weight of vehicle)

16. (Max train weight of vehicle)

17. (Max front axle load)

18. (Max rear axle load)

Group	
01	FOREWORD (GB)
Page	
12	

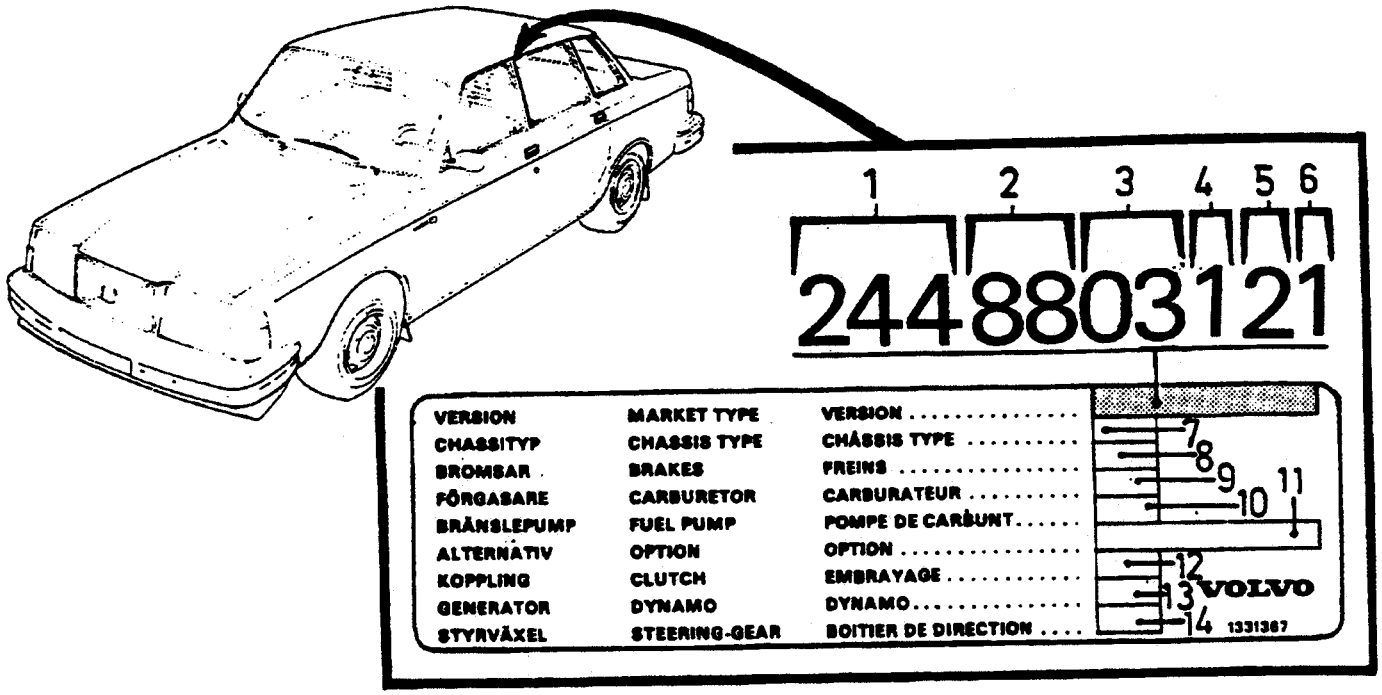

© VOLVO
Genuine Parts PV 010 42421

Service label

1. Vehicle type

2. Engine type:

.11 = B17A
.23 = B200K
.24 = B200E
.26 = B19ET
.46 = B21ET
.47 = B21FT
.68 = B28E
.77 = D24
.81 = B230A
.83 = B230K
.84 = B230E
.88 = B230F

3. Marketing version:

.02 = DL
.03 = GL
.04 = GLE
.06 = GLT
.09 = Parcel van

4. Body:

.1 = without sunroof
.2 = with sunroof

5. Gear box:

.1 = M45 4-speed manual
.2 = M46 4-speed manual with overdrive
.3 = M47 5-speed manual
.7 = AW70/71 4-speed automatic without lockup
.8 = BW55 3-speed automatic

6. Steering wheel location

.1 = Left hand drive
.2 = Right hand drive

7. (Spare)

8. Brakes:

.1 = Girling front and rear

9. Carburettor:

.1 = Zenith
.3 = Pierburg
.5 = Solex

10. Fuel pump:

.2 = Pierburg
.3 = Bosch
.4 = AC-Delco
.5 = Sofabex

11. Option

12. Clutch:

.2 = Fichtel/Sachs
.3 = Verto/Valeo

13. Alternator:

.1 = Bosch
.3 = Nippondenso

14. Steering mechanism:

.2 = Cam Gear
.3 = SZF

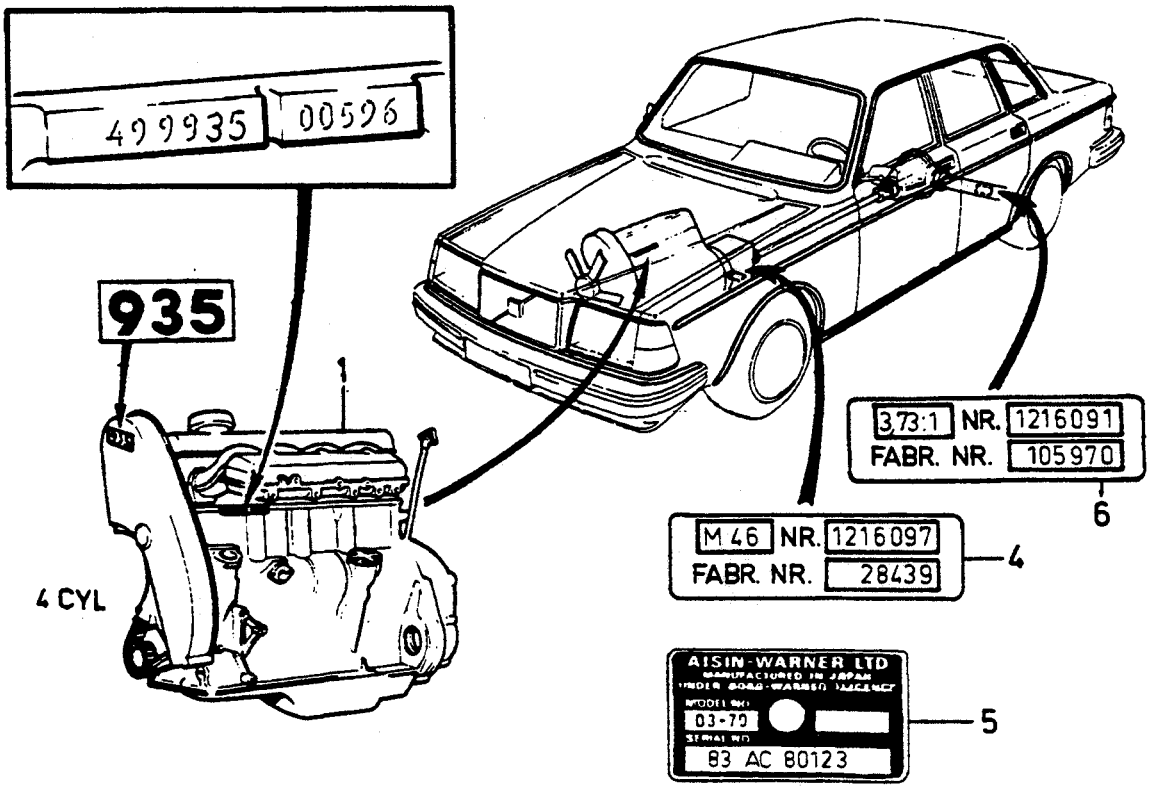

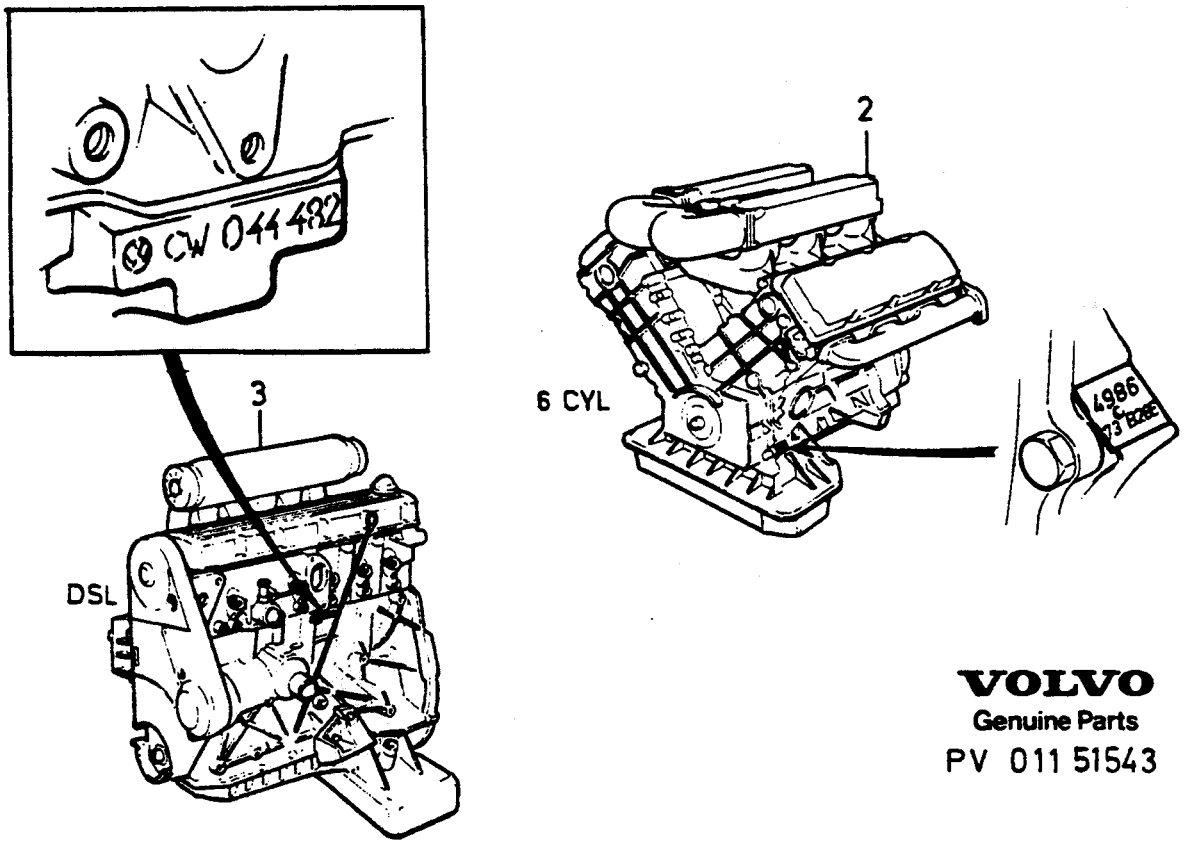

VOLVO
Genuine Parts
PV 011 51543

Plates on engine, gearbox, rear axle

Engine

Type designation, part number, serial number

Position:

.1) 4CYL, stamped on left-hand side of cylinderblock

.2) 6CYL, on plate in front of oil filter

.3) DSL, stemped on cylinderblock, under the vacuum pump

Gear box

Type designation, part number, serial number

Position:

.4) Manual gearbox: On botton of gearbox

.5) Automatic gearbox: On left-hand side of gearbox

Rear axle

Ration, part number, serial number

Position:

.6) On halfshaft tube

FÖRORD (S)

Denna katalog upptar reservdelar för våra personvagnar i 240-260 serien 1985-1987.
För marknaderna USA och Canada, se separat katalog.

SKYLTAR

Placering och kodnycklar för de skyltar som är väsentliga vid reservdelsbeställning är illustrerad på följande sidor.

FÖRKORTNINGAR

Förklaring till använda förkortningar i katalogen finns i Grupp 02.

CHASSINUMMER

Första chassinumret för varje årsmodell framgår av nedanstående tabell:

1985-	1986-	1987-
244 CH 72450-	244 CH 145710-	244 CH 215300-
245 CH 592284- INCL 592000-592214	245 CH 660380-	245 CH 718700-
265 CH 34890-		

Reservdelskatalog 240-260 series 1985- kan beställas från
Volvo Group Support AB
Publikationsförrådet
SA A 5520
405 08 Göteborg
under nummer:

Språk	Papper	Fiche
Engelska/Svenska	212846	212847
Tyska/Franska	-	212849
Spanska/Engelska	-	212817

Volvo Parts AB
Avd 32630, VAK HA1N
405 08 Göteborg
Tel: 031-662538

Grupp	
01	FÖRORD (S)
Sida	
18	

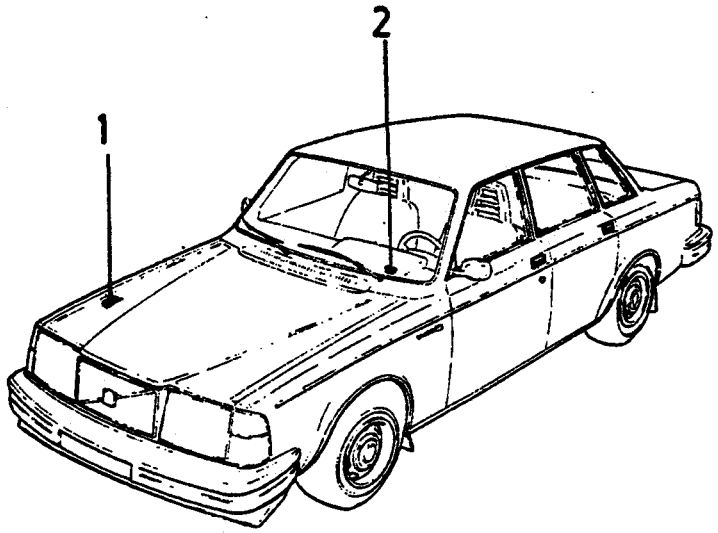

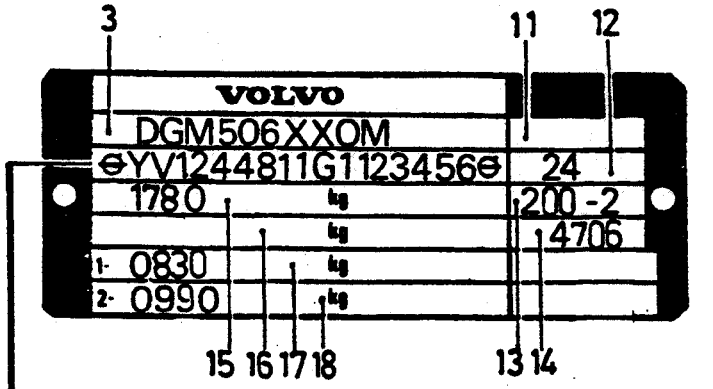



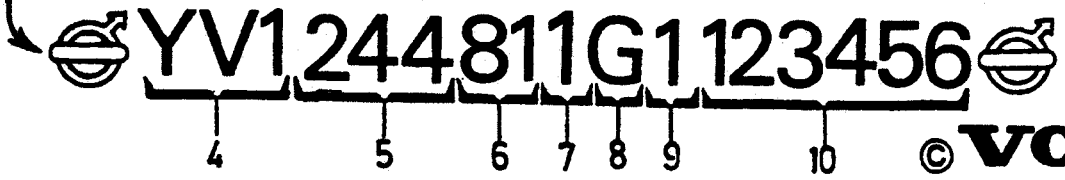

© VOLVO
Genuine Parts

FÖRORD (S)

Produktskylt

1. Produktskylt, placering

2. VIN-skylt, placering

3. (Typgodkännande på vissa marknader, byggnationsdatum för Australien)

4. (Tillverkarkod)

5. Fordonstyp

6. Motortyp:

.11 = B17A
.23 = B200K
.24 = B200E
.26 = B19ET
.46 = B21ET
.47 = B21FT
.68 = B28E
.77 = D24
.81 = B230A
.83 = B230K
.84 = B230E
.88 = B230F

7. Växellåda:

.1 = M45 4-växlad manuell
.2 = M46 4-växlad manuell med överväxel
.3 = M47 5-växlad manuell
.7 = AW70/71 4-stegs automat utan lockup
.8 = BW55 3-stegs automat

8. Årsmodellkod

.F = 1985
.G = 1986
.H = 1987

9. (Fabrikskod)

10. Chassinummer

11. Specialvagnsnummer

12. (Marknadskod)

13. Färgkod, suffix anges ej i katalog

14. Inredningskod

15. (Fordonets max. vikt)

16. (Fordonets max. tågvikt)

17. (Max. framaxelbelastning)

18. (Max. bakaxelbelastning)

Grupp	
01	FÖRORD (S)
Sida	
20	

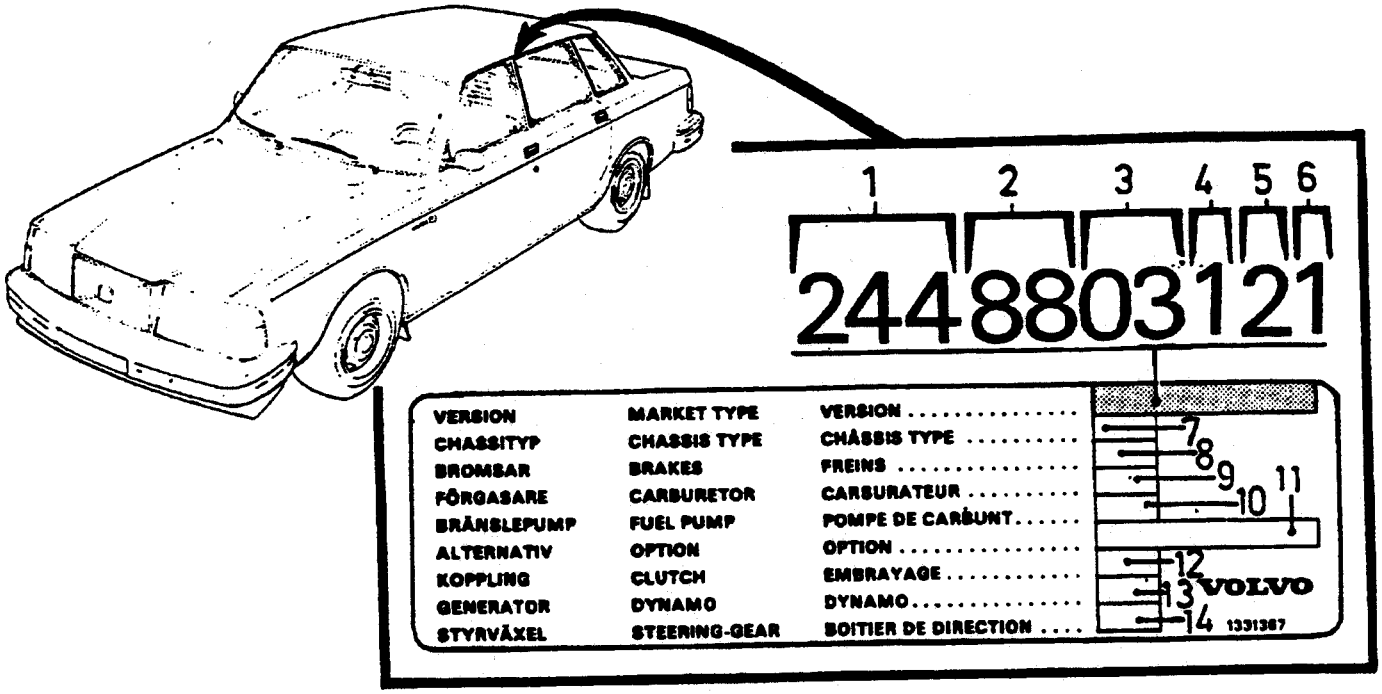

© VOLVO
Genuine Parts PV 010 42421

Serviceskylt

1. Fordonstyp

2. Motortyp:

.11 = B17A
.23 = B200K
.24 = B200E
.26 = B19ET
.46 = B21ET
.47 = B21FT
.68 = B28E
.77 = D24
.81 = B230A
.83 = B230K
.84 = B230E
.88 = B230F

3. Försäljningsutförande:

.02 = DL
.03 = GL
.04 = GLE
.06 = GLT
.09 = Skåpvagn

4. Kaross:

.1 = utan taklucka
.2 = med taklucka

5. Växellåda:

.1 = M45 4-växlad manuell
.2 = M46 4-växlad manuell med överväxel
.3 = M47 5-växlad manuell
.7 = AW70/71 4-stegs automat utan lockup
.8 = BW55 3-stegs automat

6. Rattplacering:

.1 = Vänsterstyrd
.2 = Högerstyrd

7. (Förekommer ej)

8. Bromsar:

.1 = Girling fram och bak

9. Förgasare:

.1 = Zenith
.3 = Pierburg
.5 = Solex

10. Bränslepump:

.2 = Pierburg
.3 = Bosch
.4 = AC-Delco
.5 = Sofabex

11. Option

12. Koppling:

.2 = Fichtel/Sachs
.3 = Verto/Valeo

13. Generator:

.1 = Bosch
.3 = Nippondenso

14. Styrväxel:

.2 = Cam Gear
.3 = SZF

Grupp	
01	FÖRORD (S)
Sida	
22	

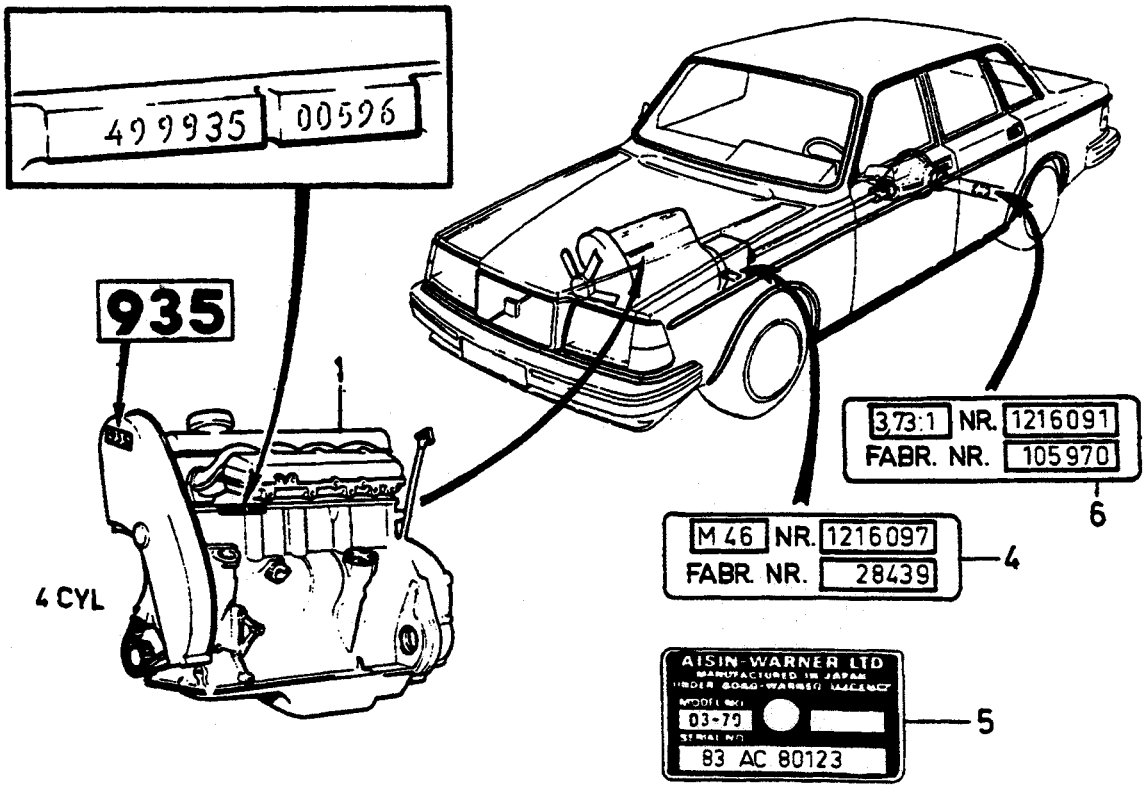

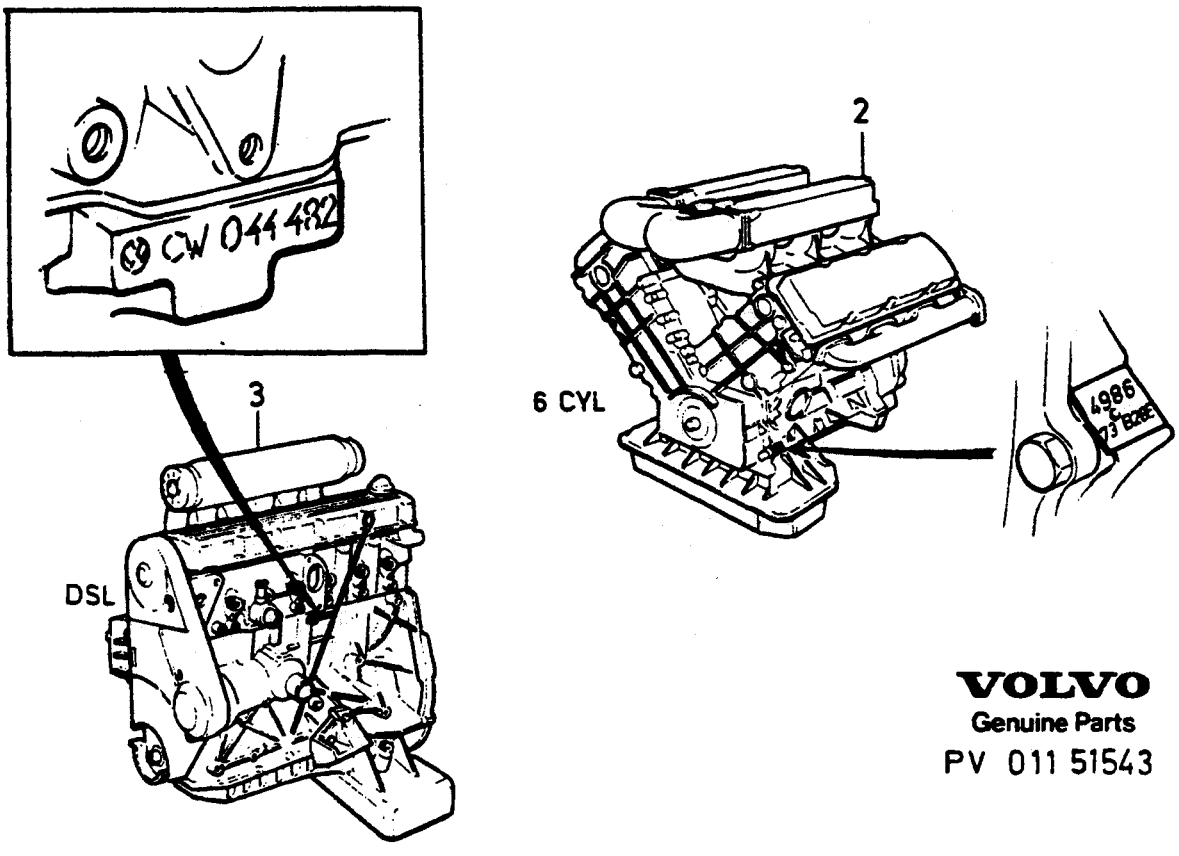

VOLVO
Genuine Parts
PV 011 51543

Skyltar på motor, växellåda, bakaxel

Motor

Typbeteckning, artikelnummer, tillverkningsnummer

Placering:

.1) 4 CYL, instanst i cylinderblockets vänstra sida

.2) 6 CYL, på plåt framför oljerenaren

.3) DSL, instansat i cylinderblocket, under vakuumpumpen

Växellåda

Typbeteckning, artikelnummer, tillverkningsnummer

Placering:

.4) Manuell växellåda: På växellådans undersida

.5) Automatväxellåda: På växellådans vänstra sida

Bakväxel

Utväxling, artikelnummer, tillverkningsnummer

Placering:

.6) Skylt på axelröret

ABBREVIATIONS (GB)

A	=	ampere
ABS	=	anti-skid brake system
A.C	=	air conditioning
A.C.C	=	automatic climate control
Ah	=	amperehours
ALTER	=	alternative
AUTO.TRANS	=	automatic gearbox
BODY -XXXX	=	up to body NO
BODY XXXX-	=	from body NO
CARB	=	carburettor engine
C.C	=	cruise control
CH -XXXXX	=	up to chassis NO
CH XXXX-	=	from chassis NO
CH -APP XXXX	=	up to approx chassi NO
CH APP XXXX-	=	from approx chassi NO
CH TYPE	=	chassis type
CODE	=	code (trim code, paint code)
COMBU	=	heater combinable with air conditioning
COMPL	=	complete
DSL	=	diesel
E.G.R	=	exhaust gas recirculation
ENG -XXXX	=	up to engine NO
ENG XXXX-	=	from engine NO
EXC	=	excluding
ETC	=	electronic traction control
FOR	=	for
F.STAB	=	front stabilizer
F.S.B	=	fixed seat belt
F.I	=	injection engine (petrol)
H.L.WIPER	=	headlamp wiper
I.DIA	=	inner diameter
IN.BELT	=	inertia belt
INCL	=	inclusive
INTERCOOLER	=	charge air cooler
km	=	kilometre
l	=	litre
LG	=	length
L.H.	=	left
L.H.D	=	left hand drive
L.H.T	=	traffic driving on the left
MAN.TRANS	=	manual gearbox
MARKED	=	marked
mm	=	millimetre
M.W	=	manual windows
NO	=	number
O.DIA	=	outer diameter
O.S	=	oversize
PCS	=	piece(s)
P.S	=	power steering
P.W	=	power windows
R.AX	=	rear axle
RATIO	=	gear ratio
REPL	=	replaced by
R.H.	=	right
R.H.D	=	right hand drive
R.H.T	=	traffic driving on the right
R.R	=	raised roof
R.STAB	=	rear stabilizer
SEE	=	see
SEE FIG	=	see fig
SPCL	=	special version
S.R	=	sun roof
STD	=	standard
STD.DIM	=	standard dimension
S.W	=	station wagon
THK	=	thickness
TRANS	=	gearbox
TYPE	=	type
U.S	=	undersize
V	=	volt
VAN	=	van
W	=	watt
WI	=	width
W/O	=	without
X	=	order as required, state required length
4CYL	=	petrol engine, four cylinders
6CYL	=	petrol engine, six cylinders
4DRS	=	4-door car
5DRS	=	5-door car

"Country code":

e.g.(S)(F)	=	When the section is specific to a market or markets the nationality symbols for the market(s) concerned are utilized

"PS"-kod:

EU	=	exchange unit (see Exchange System Catalogue for further information)
IK	=	included in parts kit
KL	=	included in parts kit + LS
KN	=	included in parts kit + NS
LS	=	stocked only in countries of assembly, not stocked by Volvo Central Warehouses C1, C2
NS	=	not stocked as spare part
OP	=	no longer stocked by Volvo Central Warehouses C1, C2
SP	=	superseeded part

"SR"-kod:

1-6	=	denote the stocking grade

FÖRKORTNINGAR (S)

A	=	ampere
ABS	=	låsningsfria bromsar
A.C	=	med luftkonditionering
A.C.C	=	med automatisk klimatkontroll
Ah	=	amperetimmar
ALTER	=	alternativ
AUTO.TRANS	=	automatväxellåda
BODY -XXXX	=	t.o.m. kaross nr
BODY XXXX-	=	fr.o.m. kaross nr
CARB	=	förgasarmotor
C.C	=	med konstantfarthållare
CH -XXXXX	=	t.o.m. chassi nr
CH XXXX-	=	fr.o.m. chassi nr
CH -APP XXXX	=	t.o.m. chassi nr omkring
CH APP XXXX-	=	fr.o.m. chassi nr omkring
CH TYPE	=	chassityp
CODE	=	kod (klädselkod, färgkod)
COMBU	=	värmare kombinerbar med A.C
COMPL	=	komplett
DSL	=	diesel
E.G.R	=	returledning för avgaser
ENG -XXXX	=	t.o.m. motor nr
ENG XXXX-	=	fr.o.m. motor nr
ETC	=	elektronisk spinnreglering
EXC	=	exklusive
FOR	=	för
F.STAB	=	främre krängningshämmare
F.S.B	=	säkerhetsbälte utan rullar
F.I	=	insprutningsmotor (bensin)
H.L.WIPER	=	strålkastartorkare
I.DIA	=	diameter, inre
IN.BELT	=	säkerhetsbälte med rullar
INCL	=	inklusive
INTERCOOLER	=	med laddluftkylare
km	=	kilometer
l	=	liter
LG	=	längd
L.H.	=	vänster
L.H.D	=	vänsterstyrd
L.H.T	=	vänstertrafik
MAN.TRANS	=	manuell växellåda
MARKED	=	märkt med
mm	=	millimeter
M.W	=	mekaniska fönsterhissar
NO	=	nummer
O.DIA	=	diameter, yttre
O.S	=	överdimension
PCS	=	styck
P.S	=	servostyrning
P.W	=	elektriska fönsterhissar
R.AX	=	bakaxel
RATIO	=	utväxlingsförhållande
REPL	=	ersätts av
R.H.	=	höger
R.H.D	=	högerstyrning
R.H.T	=	högertrafik
R.R	=	höjt tak
R.STAB	=	bakre krängningshämmare
SEE	=	se
SEE FIG	=	se pos
SPCL	=	specialutförande
S.R	=	taklucka
STD	=	standardutförande
STD.DIM	=	standarddimension
S.W	=	herrgårdsvagn
THK	=	tjocklek
TRANS	=	växellåda
TYPE	=	typ
U.S	=	underdimension
V	=	volt
VAN	=	skåpvagn
W	=	watt
WI	=	bredd
W/O	=	utan
X	=	erforderligt antal, erforderlig längd
4CYL	=	bensinmotor 4 cylindrar
6CYL	=	bensinmotor 6 cylindrar
4DRS	=	4-dörrars personvagn
5DRS	=	5-dörrars personvagn

"Landsymbol":

t.ex. (S)(F) = som symbol för land används de internationellt vedertagna symbolerna för motorfordon

"PS"-kod:

EU	=	utbytesenhet (kompletterande upplysningar, se Volvo bytessystemkatalog)
IK	=	ingår i sats
KL	=	ingår i sats + LS
KN	=	ingår i sats + NS
LS	=	lagerföres endast i respektive monteringsland, lagerföres ej av Volvo centrallager C1, C2
NS	=	lagerföres ej som reservdel
OP	=	utgått ur sortimentet, lagerföres ej av Volvo centrallager C1, C2
SP	=	ersatt artikel

"SR"-kod:

1-6 = anger artikelns lagerhållningsgrad

NUMERICAL REGISTER

NUMMERREGISTER

Foreword (GB)

Group 03, number register containing all parts in the catalogue.

The parts are in numerical order, with references to the appropriate group and page.

Parts numbers are shown as follows:
907861-9 = Stocked by Volvo Parts Corporation.
8884106-0 = Stocked only in country of assembly. Not stocked by Volvo Parts Corporation.
253295 = Not stocked by Volvo Parts Corporation.
(264612) = Superseded part.

Standard parts, e.g. screws, nuts etc. (function group 1100-1159) are taken up only once, without group and page references, are marked with *

Förord (S)

Grupp 03, nummerregister innehåller alla artiklar i katalogen.

Artiklarna är i nummerordning och är hänvisade till respektive grupp och sida.

Artikelnumren redovisas enligt följande:
907861-9 = Lagerföres av Volvo Parts AB.
8884106-0 = Lagerföres endast i respektive monteringsland. Lagerföres ej av Volvo Parts AB.
253295 = Lagerföres ej av Volvo Parts AB.
(264612) = Artikeln är ersatt.

Standardartiklar, t.ex. skruv, mutter m.m (funktionsgrupp 1100-1159) är endast upptagna en gång och utan hänvisning till grupp och sida, är märkta med *.

NUMERICAL REGISTER

NUMMERREGISTER

Part No. Artikel nr	Gr Gr	Page Sida
11013-0	43	625
	43	631
11014-8	43	631
11433-0	35	445
	37	525
11434-8	37	525
11991-7	23	185
11994-1	23	187
	28	367
	41	555
11996-6	22	167
	25	253
	64	841
	64	843
	64	847
11998-2	38	531
	43	587
	43	591
	43	595
* 17394-8		
* *17840*		
18671-8	22	167
	26	321
	26	331
	64	841
	64	843
	64	845
18677-5	22	169
* 18702-1		
18818-5	22	165
18838-3	23	211
	23	213
	23	215
	23	235
* 19730-1		
19923-2	36	479
* 24383-2		
(25167)	23	213
	23	215
	23	235
	64	841
	64	843
	64	845
25534-9	23	215
25703-0	23	237
(25971)	31	393
34614-8	43	599
34615-5	43	599
40136-4	27	351
	27	355
	37	519
(48634)	23	213
61177-2	43	623
	43	629
67089-3	43	587
	43	589
	43	595
	43	599
	43	605
	43	611
* 69556-9		
(74033)	23	213
(74040)	23	187
	23	213
	23	235
	43	625
79982-5	89	1257
* 80506-9		
* 81374-1		
* 81375-8		
* 81377-4		
81388-1	46	769
85611-2	64	833
85612-0	64	833
85613-8	64	833
87699-5	77	893
88273-8	37	519
88783-6	87	1161
89671-2	46	767
90416-9	89	1249
	89	1251
92397-9	87	1165
94081-7	89	1249
	89	1251
94641-8	83	937
	83	943
	83	951
95722-5	85	1095
96443-7	46	765
* 120085-6		
* 120096-3		
* 120116-9		
* 120164-9		
* 120265-4		
* 120344-7		
* 120622-6		
121585-4	52	803
181092-8	43	625
181301-3	46	769
181302-1	46	769
181303-9	46	769
181304-7	46	769
181305-4	46	769
181662-8	46	769
181799-8	21	125
182039-8	35	441
182045-5	35	441
182055-4	36	479
183265-8	45	753
	45	755
183327-6	46	769
183328-4	46	769
183576-8	43	599
	43	605
	43	611
	61	823
183577-6	43	599
	43	605
	43	611
	61	823
183827-5	43	585
	43	589
	43	593
	43	597
	43	605
	43	609
183829-1	43	585
	43	589
	43	593
	43	597
183834-1	43	585
	43	589
	43	593
	43	599
	43	603
	43	609
183848-1	21	141
184070-1	61	823
184071-9	61	823
185501-4	37	507
185506-3	37	507
185507-1	37	507
* 190071-1		
* 190364-0		
190611-4	43	623
	43	629
	43	699
	43	705
	43	711
	43	717
	43	723
* *(190665)*		
* 190666-8		
* 190684-1		
* 190734-4		
190735-1	36	459
* 190772-4		
* 190896-1		
191026-4	23	185
	25	253
	25	255
	25	259
	25	261
* 191156-9		
* 191276-5		
* 191391-2		
(191685)	43	575
	43	583
* *(191694)*		
* 191695-6		
* 191834-1		
* 191835-8		
* 191836-6		
* 191837-4		
191838-2	46	767
* 191848-1		
191882-0	43	577
(192034)	23	233
	23	241
	23	243
	23	245
(192055)	27	359
	28	369
	87	1199
192230-1	36	475
	37	519
192248-3	23	241
	23	245
	36	463
	37	521
	87	1159
* 192354-9		
* *(192400)*		
192451-3	35	437
	35	445
* 192495-0		
* 192557-7		
192598-1	37	507
210082-4	89	1241
210101-2	89	1241
210107-9	89	1241
210144-2	89	1241
231312-0	45	753
231313-8	45	753
233173-4	23	209
235728-3	43	643
	43	647
	43	669
	43	675
	43	679
	43	685
235739-0	43	645
	43	649
	43	671
	43	677
	43	681
	43	687
235814-1	43	643
235858-8	43	645
	43	649
235876-0	43	653
235878-6	43	643
	43	647
	43	669
	43	675
	43	679
	43	685
237271-2	23	191
237287-8	23	191
237311-6	23	191
237366-0	23	191
237387-6	23	191
237568-1	23	193
	25	255
	25	261
237731-5	23	191
237734-9	23	191
237735-6	23	191
237736-4	23	191
237738-0	23	191
237740-6	23	191
237744-8	23	191
237745-5	23	191
237750-5	23	191
237751-3	23	191
237753-9	23	191
237755-4	23	191
237756-2	23	191
237761-2	23	191
237763-8	23	191
237764-6	23	191
237765-3	23	191
237766-1	23	191
237768-7	23	193
237769-5	23	193
237771-1	23	193
* 237774-5		
237778-6	23	191
237795-0	23	191
237796-8	23	191
237797-6	23	191
237804-0	23	191
237805-7	23	191
237828-9	23	191
(237829)	23	193
237831-3	23	193
237832-1	23	193
237838-8	23	191
237850-3	23	191
237851-1	23	191
237852-9	23	191
237853-7	23	191
237854-5	23	191
237856-0	23	193
237857-8	23	193
237858-6	23	191
237859-4	23	193
237860-2	23	193
237861-0	23	193
237862-8	23	193
237863-6	23	191
237866-9	23	193
237873-5	23	191
237874-3	23	191
237875-0	23	193
237879-2	23	191
238309-9	23	237
238813-0	33	417
	33	421
238819-7	33	417
	33	421
(239340)	33	417
	33	421
240601-5	33	417
	33	421
240602-3	33	417
	33	421
240603-1	33	421
240620-5	33	421
240664-3	23	215
240769-0	23	207
* 241138-7		
241300-3	33	421
	33	429
241674-1	33	417
	33	421
(241715)	28	373
	28	377
(243287)	32	403
	32	405
243414	23	209
243560-0	23	237
243572-5	23	237
243797-8	28	373
	28	375
	28	377
243890-1	23	209
243891-9	23	207
243892-7	23	209

*)Standard part, occurs elsewhere in this catalogue. /Standardartikel, förekommer på flera sidor i denna katalog.

NUMERICAL REGISTER

NUMMERREGISTER

Part No. Artikel nr	Gr Gr	Page Sida
243895-0	23	207
243905-7	33	421
243906-5	33	417
	33	421
243908-1	33	417
	33	421
243910-7	33	421
243911-5	33	421
243915-6	28	371
243916-4	28	371
243917-2	28	371
243920-6	28	371
243922-2	28	371
243923-0	28	371
243926-3	28	371
243927-1	28	371
243928-9	28	371
243929-7	28	371
243933-9	28	373
	28	377
243937-0	28	373
	28	377
243938-8	28	373
	28	377
243939-6	32	403
(243954)	32	403
(243956)	32	403
243969-3	33	421
243970-1	33	421
243971-9	33	421
243994-1	37	487
	37	489
	37	491
244110-3	33	417
	33	425
244184-8	33	421
244203-6	28	371
244205-1	28	373
	28	377
244209-3	28	371
	28	373
	28	377
244219-2	28	371
244220-0	28	371
244229-1	23	209
244230-9	23	209
244231-7	23	209
244233-3	23	209
244234-1	23	209
244235-8	23	209
244236-6	23	209
244239-0	23	209
	23	249
244253-1	23	209
244331-5	32	403
244688-8	23	237
245031-0	21	137
245056-7	21	137
245057-5	26	321
(245065)	26	321
(245069)	26	321
245074-0	21	137
245082-3	21	137
245088-0	21	141
245106-0	21	137
245110-2	21	141
245145-8	21	139
245154-0	22	167
245158-1	26	321
245162-3	21	137
245163-1	21	137
245207-6	21	141
245208-4	21	141
245227-4	26	321
245301-7	21	143
(245345)	22	167
245367-8	21	139
245368-6	21	139
245370-2	21	137
245371-0	23	213
245372-8	23	213
245390-0	21	137
245431-2	21	143
245484-1	22	167
245506-1	26	321
245548-3	21	143
245573-1	22	167
(245584)	21	143
245661-4	21	135
245802-4	21	137
245916-2	21	135
245927	21	135
245928-7	21	135
246064-0	21	143
246065-7	21	143
246090-5	21	143
246148-1	21	135
246400-6	21	141
(246560)	21	137
246589-6	26	321
246949-2	21	137
246996-3	21	141
246997-1	21	141
246998-9	21	141
246999-7	21	141
(247138)	21	137
(247280)	25	269
247282-7	21	143
247414-6	22	167
247439-3	21	139
(247440)	22	167
247498-9	26	321
247527-5	22	167
247528-3	21	143
247531-7	21	143
247576-2	21	143
247597-8	21	141
(247670)	21	141
268937-0	23	185
268948-7	21	137
269085-7	38	531
269097-2	21	141
269101-2	21	143
269168-1	25	261
269171-5	25	261
269173-1	25	261
269174-9	25	261
269177-2	25	261
269214-3	21	135
269256-4	28	369
269308-3	23	227
269314-1	23	185
269322-4	28	369
269376-0	25	261
269377-8	25	253
	25	261
269402-4	21	135
269403-2	23	185
269470-1	26	323
(269482)	26	321
(269493)	23	185
269496-6	21	141
269503-9	28	369
269512-0	25	261
269513-8	25	261
269516-1	25	261
269548-4	28	369
269677-1	25	261
269713-4	23	213
269714-2	23	213
269715-9	23	213
269716-7	23	213
269718-3	23	213
269722-5	23	213
269725-8	28	369
269729-0	32	399
	37	519
269767-0	23	227
(269774)	25	295
	25	303
269791-0	21	141
269834-8	22	167
269835-5	25	261
(269883)	52	795
(270121)	21	153
(270122)	21	153
(270123)	21	153
270136-5	21	125
270137-3	21	125
270138-1	21	125
270145-6	35	445
270147-2	84	983
	84	991
270148-0	84	983
	84	987
	84	991
	84	995
270149-8	43	659
	43	745
270150-6	43	659
	43	743
(270151)	43	659
	43	745
270152-2	43	715
	43	721
	43	745
270153-0	43	659
	43	743
270154-8	43	659
	43	745
270155-5	43	703
	43	709
	43	745
270163-9	51	783
	51	785
	51	789
270164-7	51	787
	51	791
270455-9	21	141
270456-7	21	141
270457-5	21	141
270458-3	21	141
270471-6	21	125
270472-4	21	125
270478-1	28	363
	28	367
(270507)	41	569
(270509)	41	569
(270559)	26	319
	26	333
270561-4	28	369
270563-0	64	857
	64	869
270596-0	52	799
	52	811
270597-8	64	861
	64	869
270599-4	21	131
270615-8	26	319
	26	333
270616-6	26	319
	26	333
270623-2	25	285
	25	313
270678-6	21	131
270679-4	21	131
270686-9	21	131
270687-7	21	131
270688-5	21	131
270689-3	21	131
270714-9	23	249
270715-6	23	249
270718-0	21	153
270719-8	21	153
270720-6	21	153
270721-4	21	153
270726-3	21	153
270727-1	21	153
270728-9	21	153
270736-2	51	787
	51	791
270737-0	51	783
	51	789
270739-6	51	785
	51	789
270844-4	21	145
270846-9	21	145
270851-9	25	273
	25	275
	25	279
	25	281
	25	283
270852-7	25	285
270855-0	25	277
	25	313
270881-6	64	857
	64	869
270882-4	64	857
	64	869
(270895)	41	569
270928-5	35	445
271069-7	21	141
271070-5	21	141
271077-0	21	153
271079-6	21	137
271112-5	84	997
271113-3	84	997
271131-5	52	801
	52	809
271220-6	21	141
271221-4	21	141
(271222)	21	153
(271223)	21	153
(271224)	21	153
(271225)	21	153
271226-3	21	153
271227-1	21	153
271228-9	21	153
271229-7	21	153
271236-2	21	125
271237-0	21	125
271238-8	21	125
271256-0	46	769
	46	775
271257-8	46	769
	46	775
271261-0	84	985
	84	989
271264-4	41	569
271265-1	41	569
271266-9	41	569
271268-5	21	123
271269-3	21	123
271270-1	21	123
271271-9	21	123
271275-0	26	319
	26	333
271285-9	23	193
271288-3	21	123
271289-1	21	123
271290-9	21	123
271291-7	21	123
271293-3	43	659
	43	745
271296-6	43	659
	43	741
271302-2	64	841
	64	873
271304-8	64	841
	64	873
271305-5	64	841
	64	873
271310-5	64	863
271311-3	64	863
271312-1	64	863
271313-9	64	873
271314-7	64	863
271331-1	21	123
271337-8	64	873
271342-8	21	131

*)Standard part, occurs elsewhere in this catalogue. /Standardartikel, förekommer på flera sidor i denna katalog.

NUMERICAL REGISTER

NUMMERREGISTER

Part No. / Artikel nr	Gr / Gr	Page / Sida
(271404)	35	445
271409-5	28	363
271541-5	64	849
	64	869
271543-1	64	849
	64	869
271558-9	64	859
	64	869
271562-1	64	855
	64	867
(271568)	64	857
	64	869
271570-4	64	861
	64	869
272032-4	21	153
272033-2	21	153
272034-0	21	153
272035-7	21	153
272072-0	21	153
272106-6	21	123
272107-4	21	123
272108-2	21	123
272109-0	21	123
272114-0	21	123
272115-7	21	123
272116-5	21	123
272117-3	21	123
272118-1	21	123
272119-9	21	123
272120-7	21	123
272121-5	21	123
272122-3	21	123
272123-1	21	123
(272124)	21	123
272125-6	21	123
272126-4	21	123
272127-2	21	123
272128-0	21	123
272129-8	21	123
272586-9	52	807
	52	811
272587-7	52	807
	52	811
(272602)	52	801
	52	809
(272637)	51	783
	51	789
272641-2	51	787
	51	791
272647-9	52	807
	52	811
272648-7	51	783
	51	785
	51	789
272691-7	51	783
	51	785
	51	789
272702-2	52	797
	52	809
272722-0	52	797
	52	811
272723-8	52	797
	52	811
272867-3	51	783
	51	785
	51	789
(272868)	51	787
	51	791
(272873)	51	783
	51	785
	51	789
(272876)	51	791
273133-9	43	623
	43	629
273134-7	43	623
	43	629
273139-6	46	767
	46	775
(273224)	46	767
	46	775
273307-9	26	319
	26	333
273320-2	26	323
	26	333
273345-9	41	563
	41	567
273357-4	41	565
	41	567
273364-0	26	323
	26	333
273369-9	87	1187
	87	1201
273370-7	87	1187
	87	1201
273371-5	87	1187
	87	1201
273372-3	87	1187
	87	1201
273393-9	72	885
	72	889
273408-5	46	769
	46	775
(273409)	46	769
	46	775
273410-1	46	769
	46	775
273415-0	43	661
	43	739
273420-0	43	659
	43	741
273423-4	43	659
	43	741
(273426)	43	667
	43	741
273459-8	26	319
	26	333
273472-1	46	769
	46	775
273480-4	26	323
	26	333
273489-5	43	651
	43	655
	43	657
	43	659
273491-1	43	659
273498-6	43	655
	43	659
	43	739
273503-3	32	403
	32	405
	32	407
	32	409
	32	411
273540-5	32	403
	32	411
273555-3	35	445
273556-1	35	445
273557-9	35	445
(273581)	35	433
273596-7	28	363
	28	367
273597-5	28	363
	28	367
273598-3	37	525
273599-1	28	369
273611-4	43	649
	43	741
(273618)	25	285
	25	313
273649-4	43	661
	43	739
(273659)	43	625
	43	737
273662-7	72	885
	72	889
273690-8	43	645
	43	649
	43	741
273696-5	41	561
	41	567
273699-9	21	117
	21	133
273700-5	43	657
	43	739
273701-3	43	659
	43	739
273704-7	72	885
	72	889
273728-6	26	327
	26	333
273730-2	43	645
	43	649
	43	741
273733-6	41	565
	41	567
(273790)	25	283
	25	285
273798-9	46	769
	46	775
273800-3	46	769
	46	775
273806-0	43	659
	43	739
273807-8	43	659
	43	739
273808-6	43	659
	43	741
273824-3	61	823
	61	829
273841-7	84	1007
273842-5	84	1007
273843-3	84	1007
273844-1	84	1007
273871-4	21	149
	21	157
273872-2	46	765
	46	775
(273875)	43	659
	43	741
273881-3	64	865
	64	871
273901-9	64	865
	64	871
273905-0	64	865
	64	871
273906-8	64	865
	64	871
273915-9	86	1137
273916-7	86	1139
273923-3	84	1009
273935-7	64	865
	64	871
(273980)	46	769
	46	775
273989-4	25	273
	25	277
	25	283
	25	285
	25	289
	25	313
274005-8	43	667
	43	741
274021-5	21	161
274043-9	43	625
	43	631
	43	737
274045-4	43	661
	43	739
274062-9	21	133
274063-7	21	145
274065-2	36	459
274078-5	25	277
	25	279
	25	283
	25	289
	25	313
274086-8	21	133
274095-9	84	1007
274096-7	84	1007
274097-5	84	1007
274098-3	84	1007
274100-7	61	825
	61	827
274110-6	21	111
274111-4	21	111
274117-1	61	825
	61	827
274118-9	61	825
	61	827
274119-7	61	825
	61	827
275067-7	21	141
275327-5	21	153
275328-3	21	153
275329-1	21	153
275330-9	21	153
275343-2	21	141
275363-0	21	125
275364-8	21	125
275365-5	21	125
275369-7	21	125
275370-5	21	125
275371-3	21	125
(275584)	21	145
275585-8	22	167
(275599)	21	145
(275689)	28	369
275726-8	21	159
275727-6	21	159
(275732)	21	145
275744-1	21	157
275746-6	21	157
276308-4	23	231
	23	249
(277299)	89	1263
	89	1265
277517-9	89	1267
(277925)	89	1257
279350-3	89	1267
(282854)	89	1255
	89	1263
	89	1265
(282906)	89	1267
283092-5	77	893
(283242)	89	1257
	89	1259
	89	1261
(283476)	89	1257
283659-1	36	477
(289953)	89	1241
320404-7	37	519
	89	1251
346509-3	37	519
	89	1249
	89	1251
351916-2	64	853
380192-5	43	577
	43	583
	43	637
380414-3	43	625
	43	631
380618-9	43	577
380652-8	43	577
380653-6	43	577
380654-4	43	577
380670-0	43	623
	43	629
380672-6	43	623
	43	629
380687-4	43	625
	43	631
380688-2	43	625
	43	631
380693-2	43	623
	43	629
380694-0	43	623
	43	629
(380695)	43	623
	43	629
380697-3	43	625

*)Standard part, occurs elsewhere in this catalogue. /Standardartikel, förekommer på flera sidor i denna katalog.

NUMERICAL REGISTER — NUMMERREGISTER

Part No. Artikel nr	Gr Gr	Page Sida
	43	629
(380698)	43	625
380704-7	43	625
	43	631
380707-0	43	625
	43	631
380709-6	43	625
	43	631
380710-4	43	625
	43	631
380713-8	43	625
	43	631
380715-3	43	631
380716-1	43	623
	43	629
380721-1	43	623
	43	629
380725-2	43	623
	43	629
380726-0	43	623
	43	629
380729-4	43	623
	43	629
380731-0	43	623
	43	629
380747-6	43	623
380748-4	43	623
380749-2	43	623
	43	629
380750-0	43	623
	43	629
380752-6	43	579
	43	625
	43	631
380753-4	43	577
	43	627
	43	631
380754-2	43	577
	43	627
	43	631
380756-7	43	625
380757-5	43	579
	43	625
	43	631
380762-5	43	625
	43	631
380763-3	43	625
	43	631
380764-1	43	623
	43	629
380765-8	43	625
	43	629
380766-6	43	623
	43	629
380767-4	43	623
	43	629
380768-2	43	623
	43	629
380769-0	43	623
	43	629
380770-8	43	623
	43	629
380772-4	43	623
	43	629
(380773)	43	623
	43	629
380777-3	43	623
	43	629
* 380887-0		
380910-0	43	623
380977-9	43	587
	43	591
	43	653
380978-7	43	577
	43	583
	43	637
380979-5	43	577
	43	583
	43	637
380980-3	43	577
	43	583
	43	637
381213-8	41	559
381274-0	41	559
381288-0	41	559
381385-4	43	579
	43	583
	43	637
(381525)	43	615
381526-3	43	615
	43	617
381527-1	43	615
	43	617
381528-9	43	615
	43	617
381608-9	43	577
	43	583
	43	637
381681-6	43	577
	43	627
	43	631
381704-6	43	731
381705-3	43	731
381710-3	43	729
381715-2	43	729
381722-8	38	531
381756-6	43	729
381798-8	43	729
381799-6	43	729
381811	43	729
381825-9	43	729
381841-6	43	729
381858-0	43	729
381876-2	43	729
381878-8	43	729
381879-6	43	729
381882-0	43	731
381910-9	43	729
381925-7	43	729
381927-3	43	729
381954-7	43	729
381956-2	43	729
381959-6	43	729
381982-8	43	729
381985-1	43	729
381992-7	43	729
381995-0	43	729
383094-0	46	765
383095-7	46	765
383168-2	46	765
383222-7	46	765
	46	767
383253-2	46	769
384201-0	46	767
384209-3	46	767
* 384371-1		
384504-7	46	771
384505-4	46	771
384507-0	46	771
384510-4	46	771
384511-2	46	771
384710-0	46	765
384720-9	46	769
(384727)	46	771
384728-2	46	765
* *(384861)*		
* 384871-0		
400605-2	43	699
	43	705
	43	711
	43	717
	43	723
415311-0	21	121
418360-4	22	165
418411-5	26	317
	26	319
418571-6	26	319
419568-1	25	255
	25	259
	25	261
419643-2	21	117
	21	149
419652-3	21	115
(419758)	25	259
430114-9	22	165
430118-0	21	125
460003-7	21	135
460191-0	38	529
460225-6	25	255
460428-6	43	733
460530-9	26	329
461405-3	87	1155
	87	1159
461499-6	25	305
	25	307
462547-1	23	233
462796-4	23	207
462798-0	23	207
462799-8	23	207
462800-4	23	207
	23	209
462803-8	23	207
	23	209
	23	249
(462808)	25	283
462865-7	23	185
462996-0	43	733
463075-2	21	117
463087-7	21	127
463088-5	21	127
463263-4	21	125
463280-8	23	219
	23	223
	23	225
463284-0	23	219
	23	223
	23	225
463290-7	23	225
463301-2	26	329
463302-0	26	329
463304-6	26	319
	26	323
	26	325
463306-1	26	317
463307-9	26	319
463360-8	21	121
463361-6	21	121
463362-4	21	121
463365-7	22	165
463377-2	21	129
463386-3	21	129
463389-7	21	129
463390-5	21	119
463391-3	23	173
	23	175
	23	179
463395-4	21	117
463399-6	21	117
(463412)	21	119
463434-1	26	317
463463-0	26	329
463503-3	23	219
	23	221
	23	225
463505-8	23	219
	23	221
	23	225
463515-7	23	181
463524-9	26	319
463526-4	21	117
(463527)	25	255
	25	259
463546-2	21	117
463547-0	21	117
463548-8	21	117
463549-6	21	117
463550-4	21	117
463551-2	21	117
463552-0	21	117
463553-8	21	117
463554-6	21	117
463555-3	21	117
463556-1	21	117
463557-9	21	117
463558-7	21	117
463559-5	21	117
463560-3	21	117
463561-1	21	117
463562-9	21	117
463563-7	21	117
463564-5	21	117
463565-2	21	117
463566-0	21	117
463567-8	21	117
463568-6	21	117
463569-4	21	117
463570-2	21	117
463580-1	21	111
	21	119
	21	129
463581-9	21	111
(463587)	22	165
463604-9	26	319
	26	323
	26	325
463610-6	26	319
	26	323
	26	325
463633-8	21	129
463644-5	26	319
463690-8	21	117
	28	367
463701-3	25	253
463709-6	25	255
463729-4	25	255
463739-3	21	117
463766-6	25	255
	25	259
463776-5	27	339
463777-3	27	339
(463797)	32	397
463804-5	23	181
463821-9	26	329
(463829)	21	125
463830-0	21	111
463835-9	25	309
(463846)	25	267
463849-0	21	113
463850-8	21	113
463858-1	28	363
463863-1	23	219
	23	221
463864-9	23	211
463905-0	21	121
463908-4	23	219
	23	221
463909-2	32	397
	64	845
	87	1179
	87	1183
463963-9	22	165
463971-2	23	181
464014-0	26	321
464015-7	26	321
464016-5	26	323
464024-9	26	323
464025-6	26	321
464070-2	87	1181
464073-6	87	1181
464272-4	87	1181
464273-2	87	1181
464276-5	64	843
464277-3	64	843
464289-8	26	323
	26	325
464316-9	33	421
(464317)	33	421
464318-5	87	1171
464322-7	64	843
464346-6	25	285

*)Standard part, occurs elsewhere in this catalogue. /Standardartikel, förekommer på flera sidor i denna katalog.

NUMERICAL REGISTER

NUMMERREGISTER

Part No. Artikel nr	Gr Gr	Page Sida
464393-8	25	303
464402-7	43	733
464451-4	25	303
(464517)	25	263
464538-8	64	865
464541-2	64	845
464590-9	25	285
464612-1	87	1181
464615-4	25	285
464616-2	25	285
464617-0	25	285
464648-5	26	323
	26	325
464657-6	23	213
464671-7	26	323
464673-3	25	293
	25	295
	25	297
	25	301
464675-8	26	323
464728-5	23	175
	23	179
464751-7	28	369
464809-3	22	167
464811-9	22	167
464923-2	23	209
464924-0	26	321
464927-3	25	307
464939-8	23	227
464940-6	23	227
(464942)	25	285
498701	21	105
633262-1	46	771
654980-2	55	815
656456-1	41	565
	51	783
	51	785
	51	787
658434-6	83	953
	83	957
	83	961
	86	1139
	87	1153
	89	1249
	89	1251
660151-2	84	993
662014-0	46	765
662108-0	36	477
663095-8	36	479
664639-2	43	637
664816-6	51	783
	51	785
	51	787
(664821)	51	783
664822-4	27	359
	51	783
	51	785
	51	787
	64	835
666143-3	43	729
666248-0	46	771
666249-8	46	771
666250-6	46	771
666407-2	25	273
	25	275
	25	279
	25	281
	25	283
	25	285
	25	287
667359-4	41	563
667360-2	41	563
667751-2	27	337
670567-7	51	783
	51	785
672818-2	85	1109
	88	1231
	88	1233
673580-7	31	389
	31	391
673792-8	23	219
	23	221
675157-2	81	919
	81	921
675158-0	81	919
	81	921
675159-8	81	919
	81	921
675160-6	81	919
	81	921
675161-4	81	919
	81	921
675162-2	81	919
	81	921
675163-0	81	919
	81	921
675164-8	81	919
	81	921
675165-5	81	919
	81	921
675166-3	81	919
	81	921
675167-1	81	919
675168-9	81	919
675169-7	81	921
675170-5	81	921
(675171)	81	915
(675172)	81	915
675257-0	81	911
	81	915
675258-8	81	911
	81	915
675433-7	81	907
675445-1	81	911
	81	915
675452-7	81	911
	81	915
675453-5	81	911
	81	915
675482-4	83	955
675483-2	83	955
675555-7	41	551
	41	555
	41	559
	52	805
675781-9	81	907
675867-6	84	985
675868-4	84	985
675869-2	84	985
675936-9	81	911
	81	917
675972-4	81	911
675973-2	81	911
676065-6	81	909
676076	81	915
676077-1	81	915
676082-1	83	935
676159-7	81	911
	81	915
676160-5	81	911
	81	915
(676338)	46	765
676365-0	83	939
676366-8	83	945
676522-6	87	1161
676690-1	83	945
676982-2	81	905
676983-0	81	905
677003-6	85	1015
	85	1019
	85	1021
	85	1023
	85	1025
	85	1027
	85	1029
	85	1031
	85	1035
	85	1041
	85	1047
	85	1055
	85	1057
	85	1059
	85	1061
	85	1063
	85	1065
	85	1067
	85	1069
	85	1071
	85	1075
	85	1081
	85	1087
677020-0	84	993
677021-8	84	993
677337-8	89	1247
	89	1249
	89	1251
677430-1	35	441
(677466)	81	915
(677467)	81	915
677478-0	37	521
677510-0	81	909
677525-8	55	815
677528-2	55	815
677571-2	81	907
678026-6	81	911
678145-4	51	787
(678146)	27	359
678155-3	51	783
	51	785
	51	787
678236-1	83	957
678380-7	83	957
	83	961
678476-3	85	1131
678482-1	85	1131
678491-2	85	1133
678506-7	83	957
	83	961
678529-9	35	439
678725-3	85	1131
678760-0	83	949
678761-8	83	949
678763-4	81	915
678777-4	81	915
678778-2	81	915
678789-9	85	1133
678838-4	81	917
678839-2	81	917
678940-8	85	1121
678995-2	45	753
	45	755
678997-8	36	459
(679118)	81	915
(679119)	81	915
679146-1	83	957
679147-9	83	957
679190-9	85	1131
679191-7	85	1131
679199-0	77	893
679356-6	81	917
679357-4	81	917
679364-0	52	805
679642-9	81	919
	81	921
679652-8	81	919
	81	921
679653-6	81	919
	81	921
679667-6	85	1121
679668-4	85	1121
679669	85	1121
679680	85	1121
679718-7	81	911
	81	915
679754-2	23	243
	23	245
	28	363
	81	907
	82	927
	83	951
	83	953
	87	1167
	87	1171
	87	1175
679800-3	83	937
	83	943
679862-3	83	955
679993-6	81	905
	85	1109
680036-1	23	219
	23	223
	23	225
	89	1251
680097-3	85	1115
	85	1121
680099-9	85	1133
680214-4	81	911
	81	915
680215-1	81	911
	81	915
680266	83	935
680331-6	87	1155
680532-9	51	783
	51	785
680538-6	85	1103
680539-4	85	1121
680660-8	83	937
	83	943
680662-4	83	937
	83	943
680663-2	83	937
	83	943
680961-0	83	973
680962-8	83	973
(680964)	83	973
681089-9	83	975
681091-5	83	973
681092-3	83	973
681095-6	83	973
681096-4	83	973
(681097)	83	973
681098-0	83	973
681099-8	83	973
681100-4	83	973
681101-2	83	973
681102-0	83	973
681103-8	83	973
681104-6	83	973
681206-9	83	957
	83	961
681304-2	83	973
681306-7	83	973
681481-8	89	1249
	89	1251
681521-1	82	927
681522-9	82	927
681523-7	82	927
681533-6	88	1231
	88	1233
	88	1235
	88	1237
681659-9	52	801
681932-0	82	927
682040-1	82	927
682061-7	83	975
682101-1	37	519
682362-9	83	955
	83	959
682364-5	83	955
	83	959
682365-2	83	955
	83	959
682379-3	81	911
682380-1	81	911
682707-5	45	751
682792-7	82	927
(683258)	85	1121
683335-4	23	227
683423-8	65	877
683537-5	45	751

*)Standard part, occurs elsewhere in this catalogue. /Standardartikel, förekommer på flera sidor i denna katalog.

NUMERICAL REGISTER — NUMMERREGISTER

Part No. Artikel nr	Gr Gr	Page Sida
683538-3	65	877
683576-3	81	915
683699-3	85	1121
683701-7	85	1121
683861-9	85	1123
683933-6	87	1165
683946-8	89	1251
684202-5	83	973
	89	1251
684232-2	87	1159
684281-9	87	1167
	87	1175
684342	87	1153
684347-8	87	1157
684576-2	23	225
684644-8	87	1165
684738-8	83	935
684807-1	87	1155
	87	1157
684844-4	87	1151
684970-7	87	1157
685007-7	83	937
	83	943
* 685015-0		
* 685022-6		
685260-2	87	1149
685275-0	87	1157
685276-8	87	1157
685277-6	87	1155
685331-1	51	787
685332-9	51	787
685359-2	87	1155
685366-7	87	1155
685634-8	81	911
685765-0	81	915
685766-8	81	915
685836-9	83	937
	83	943
685851-8	89	1249
	89	1251
685857-5	88	1213
685858-3	88	1213
685872-4	82	927
685873-2	82	927
685888-0	83	937
	83	943
685898-9	88	1237
685975-5	83	973
	87	1165
686008-4	81	907
	81	909
686103-3	87	1165
686131-4	83	973
686132-2	83	973
(686275)	84	1009
686354-2	87	1149
	87	1153
	89	1247
	89	1251
686355-9	87	1167
	87	1171
	87	1175
686356-7	87	1169
	87	1171
	87	1177
686540-6	87	1159
(686541)	87	1159
(686542)	87	1159
686705-5	87	1151
686891-3	83	943
686974-7	81	905
687245-1	38	539
687258-4	83	955
	83	961
687342-6	27	359
	87	1153
	87	1159
687777-3	36	451
	36	453
687779-9	36	451
	36	453
687781-5	36	451
	36	453
	36	455
	36	457
687782-3	36	451
	36	453
	36	455
	36	457
687784-9	36	451
	36	453
	36	455
	36	457
687786-4	36	451
	36	453
	36	455
	36	457
687791-4	36	451
	36	453
	36	455
	36	457
687838-3	83	937
	83	943
687987-8	89	1249
	89	1251
688472-0	84	985
688473-8	84	985
691649-8	85	1107
692067-2	85	1121
697822-5	85	1057
	85	1061
	85	1065
	85	1069
	85	1073
	85	1075
	85	1083
	85	1087
697823-3	85	1057
	85	1061
	85	1065
	85	1069
	85	1073
	85	1075
	85	1083
	85	1087
698992-5	85	1121
699419-8	85	1015
	85	1019
	85	1023
	85	1027
	85	1031
	85	1035
	85	1041
	85	1047
	85	1055
	85	1059
	85	1063
	85	1067
	85	1071
	85	1075
	85	1081
	85	1087
699558-3	85	1105
	85	1131
(699564)	85	1105
	85	1131
699577-3	85	1019
	85	1027
	85	1059
	85	1067
699659-9	85	1041
	85	1051
	85	1081
	85	1091
699661-5	85	1015
	85	1019
	85	1023
	85	1027
	85	1031
	85	1037
	85	1055
	85	1059
	85	1063
	85	1067
	85	1071
	85	1075
	85	1081
	85	1087
699662-3	85	1019
	85	1027
	85	1059
	85	1067
	85	1091
699663-1	85	1015
	85	1019
	85	1023
	85	1027
	85	1031
	85	1037
	85	1041
	85	1047
	85	1055
	85	1059
	85	1063
	85	1067
	85	1071
	85	1077
	85	1085
	85	1087
	85	1091
(699676)	85	1105
	85	1131
(699686)	85	1105
	85	1131
699737-3	85	1041
	85	1051
	85	1081
	85	1091
699756-3	85	1015
	85	1019
	85	1023
	85	1027
	85	1031
	85	1037
	85	1055
	85	1059
	85	1063
	85	1067
	85	1071
	85	1077
	85	1081
	85	1091
699757	85	1037
	85	1077
699761-3	85	1019
	85	1027
	85	1059
	85	1067
699768-8	85	1019
	85	1027
	85	1059
	85	1067
	85	1091
699781-1	85	1105
	85	1131
(699783)	85	1131
(699791)	85	1105
	85	1131
699795-1	85	1041
	85	1047
	85	1081
	85	1087
699796-9	85	1041
	85	1047
	85	1081
	85	1087
(699828)	85	1105
	85	1131
(699830)	85	1105
	85	1131
699852-0	82	925
	85	1097
	85	1113
	85	1119
	85	1121
699856-1	41	555
	41	559
	83	957
	83	961
	85	1121
699879-3	85	1045
	85	1051
	85	1085
	85	1091
699990-8	85	1041
	85	1051
	85	1081
	85	1091
699991-6	85	1041
	85	1051
	85	1081
	85	1091
699993-2	85	1045
	85	1051
	85	1085
	85	1091
809109-2	38	531
820352-3	23	193
820361-4	23	191
831553-3	23	203
833727-1	33	417
	33	421
(834518)	33	421
838594-0	23	215
841192-8	33	417
	33	429
841193-6	33	417
	33	429
844176-8	23	237
844178-4	23	237
* 844228-7		
844235-2	23	237
844237-8	23	187
	23	237
844367-3	33	417
844652-8	23	237
845737-6	23	237
845738-4	23	237
847984-2	33	425
870258-1	23	215
870259-9	23	215
870260-7	23	215
870261-5	23	215
870262-3	23	215
870263-1	23	215
870264-9	23	215
870265-6	23	215
870267-2	23	215
870269-8	23	215
870270-6	23	215
870271-4	23	215
870272-2	23	215
870273-0	23	215
870274-8	23	215
870275-5	23	215
870276-3	23	215
* 907185-3		
* 907819-7		
* 907824-7		
* 907861-9		
* 907864-3		
910113-0	23	187
* *(913100)*		
* 914448-6		
* 914452-8		
* 914456-9		
* 914462-7		
* 914463-5		
* 924055-7		
* 924056-5		
* 924060-7		
* 924077-1		

*)Standard part, occurs elsewhere in this catalogue. /Standardartikel, förekommer på flera sidor i denna katalog.

NUMERICAL REGISTER

NUMMERREGISTER

Part No. Artikel nr	Gr Gr	Page Sida
925053-1	85	1131
925054-9	43	637
	85	1115
925056-4	64	855
925091-1	21	135
	25	261
925255-2	89	1241
* 940090-4		
940096-1	21	111
* 940101-9		
* 940102-7		
* 940109-2		
* 940121-7		
* *(940132)*		
* 940142-3		
* 940143-1		
* 940147-2		
* 940148-0		
* 940153-0		
* 940155-5		
* 940183-7		
* 940188-6		
* 940199-3		
* 940213-2		
940217-3	55	815
* 940280-1		
940287-6	89	1249
	89	1251
* *(940326)*		
940375-9	21	117
* 940397-3		
(941106)	23	247
	87	1199
* 941110-9		
(941264)	23	241
941266-9	82	927
941267-7	22	165
	89	1249
	89	1251
941268-5	23	241
	89	1247
	89	1249
	89	1251
941269-3	23	179
	27	351
	27	355
	27	357
	27	359
	55	815
	84	1005
	87	1159
* 941387-3		
* 941524-1		
941686-8	64	841
	64	843
	64	847
941730-4	37	507
* 941744-5		
* 941747-8		
* 941761-9		
941843-5	21	135
* 941904-5		
* 941905-2		
* 941906-0		
* 941907-8		
* 941908-6		
942000-1	23	181
	25	261
* 942001-9		
* 942247-8		
942303-9	28	369
* 942314-6		
942327-8	36	479
	38	531
	38	533
	38	543
	88	1231
	88	1233
* 942336-9		
942545-5	35	445
	37	525
942571-1	38	533
	38	537
942575-2	83	955
	83	959
942593-5	25	255
	25	259
* 942605-7		
942621-4	37	519
942700-6	26	319
	26	323
	26	327
942754-3	83	973
942785-7	35	445
	37	525
* 942803-8		
* 942836-8		
942837-6	27	345
* 942866-5		
942888-9	23	237
	32	405
	32	407
	32	409
	87	1155
942905-1	46	769
* 942914-3		
* 942915-0		
943220-4	37	521
943315-2	27	339
943368-1	26	323
	87	1159
943370-7	26	321
* 943394-7		
* 943395-4		
* 943407-7		
* 943419-2		
943469-7	21	135
	23	173
	23	175
	23	213
	23	215
	38	539
	83	973
(943471)	26	327
	27	351
	27	357
943472-1	23	185
	23	233
	26	319
	26	323
	26	327
	64	839
	64	843
	87	1155
	87	1159
	87	1167
	87	1173
943473-9	25	311
	26	319
	26	323
	26	327
	28	381
943474-7	23	185
	26	323
	26	327
	87	1165
943475-4	64	841
943476-2	23	221
	26	317
	26	321
	26	327
	26	331
943477-0	26	321
943478-8	26	321
	26	327
943480-4	23	183
	23	219
	23	221
	23	225
	23	229
943481-2	23	211
	23	221
	23	229
	25	265
943484-6	23	211
943511-6	37	511
943513-2	25	253
	25	255
	25	259
	87	1191
	87	1193
	87	1197
	87	1199
943519-9	83	973
	87	1165
943547-0	27	345
943582-7	64	833
943685-8	37	515
943687-4	37	515
943711-2	25	261
(943717)	55	815
943722-9	36	461
(943727)	36	461
	36	463
* 943781-5		
* 943784-9		
943797-1	37	521
943811-0	36	463
	37	521
	88	1213
943835-9	25	259
943905-0	35	445
	37	525
943920-9	43	639
* 943926-6		
943950-6	37	507
943999-3	87	1153
	87	1159
	87	1163
* 944036-3		
* 944049-6		
* 944054-6		
944075-1	23	173
	23	175
	23	179
944076-9	37	511
944159-3	37	507
944185-8	61	823
(944188)	83	973
* 944209-6		
944221-1	37	511
944223-7	37	513
944224-5	37	513
944225-2	37	513
944226-0	37	513
944227-8	37	513
944228-6	37	513
944229-4	37	513
944230-2	37	513
944272-4	87	1151
* *(944299)*		
944306-0	27	359
	37	507
	37	519
944385-4	36	465
	85	1113
	85	1119
	87	1149
	87	1155
(944484)	85	1097
944574-3	41	551
* 944602-2		
* 944633-7		
944728-5	27	343
* 944729-3		
* 944730-1		
944925-7	25	255
	25	259
	25	261
* 944926-5		
945214-5	23	185
* 945358-0		
* 945407-5		
* 945408-3		
* *(945409)*		
* 945414-1		
* 945444-8		
945460-4	23	243
	23	245
* 945497-6		
945547-8	36	479
945611-2	31	391
	37	519
945629-4	25	253
	25	255
	25	291
	25	293
	25	295
	25	297
	25	299
	25	301
945650-0	23	173
	23	175
	23	179
	23	187
	23	247
(945651)	38	539
(945652)	21	135
	23	173
	23	175
	23	213
	23	215
	83	973
* *(945654)*		
945717-7	31	389
	31	391
945718-5	85	1105
945719-3	85	1099
945751-6	25	305
	25	307
945759-9	37	511
* 945761-5		
* 945773-0		
945780-5	87	1155
945782-1	37	515
945799-5	21	121
945828-2	37	513
	84	1001
	84	1005
945829-0	37	513
* *(945879)*		
* 945970-2		
* 946034-6		
* 946035-3		
* *(946036)*		
946038-7	37	509
946039-5	37	507
	37	509
946040-3	37	509
946041-1	37	509
946076-7	37	513
946077-5	37	513
* 946173-2		
* 946215-1		
946234-2	23	239
946235-9	23	211
946236-7	23	235
946239-1	23	235
* 946245-8		
946251-6	37	519
	88	1213
* 946305-0		
946308-4	21	135
	28	381
* 946329-0		
946366-2	37	515
* 946379-5		
* 946440-5		
* 946441-3		
* *(946451)*		

*)Standard part, occurs elsewhere in this catalogue. /Standardartikel, förekommer på flera sidor i denna katalog.

NUMERICAL REGISTER

NUMMERREGISTER

Group / Grupp 03

Page / Sida 39

Part No. / Artikel nr	Gr / Gr	Page / Sida
* 946452-0		
* 946470-2		
* 946471-0		
* 946472-8		
* 946473-6		
* 946474-4		
* 946480-1		
* 946485-0		
* *(946501)*		
* 946514-7		
* 946515-4		
* *(946516)*		
* 946517-0		
* 946518-8		
* 946523-8		
* 946544-4		
946559-2	21	121
	26	321
946569-1	89	1249
	89	1251
* 946577-4		
* 946599-8		
946600-4	25	259
	25	261
	87	1199
946640-0	37	509
(946642)	37	515
946645-9	85	1115
* 946671-5		
946703-6	27	339
	27	343
	27	347
946704-4	27	339
	27	343
	27	347
946709-3	23	233
	38	539
* 946752-3		
* 946753-1		
946763-0	46	765
946771-3	25	255
	25	261
946778-8	21	117
	25	253
946779-6	21	117
	25	253
946780-4	21	117
946787-9	37	507
* 946790-3		
946794-5	23	213
* 946810-9		
946814-1	41	555
	41	559
946815-8	41	555
	41	559
946816-6	41	555
	41	559
* 946830-7		
* 946832-3		
946841-4	23	219
	23	221
	23	225
* *(946874)*		
* 946911-5		
* 946923-0		
* 946927-1		
* 946934-7		
* 946947-9		
947043-6	25	253
	25	259
	25	261
	27	359
	87	1151
* 947075-8		
* 947093-1		
* 947107-9		
947113-7	23	211
	43	615
	43	617
947114-5	22	165
	22	167
	22	169
	25	253
	25	255
	25	259
	25	261
947115-2	23	211
* 947120-2		
* 947190-5		
947191-3	52	803
(947215)	23	211
* 947218-4		
* 947224-2		
* 947226-7		
* 947243-2		
* 947245-7		
* 947246-5		
* 947247-3		
* 947248-1		
(947251)	88	1217
* 947279-6		
947281-2	23	203
	23	211
	23	213
947282-0	23	183
	23	187
	23	207
	23	209
	23	211
	23	213
	23	233
	23	235
* 947292-9		
* 947327-3		
* 947328-1		
* 947339-8		
947381-0	25	263
* 947382-8		
* 947384-4		
947386-9	21	139
	22	167
* 947388-5		
* 947389-3		
* 947390-1		
* 947391-9		
* 947392-7		
947393-5	21	143
947397-6	21	141
* 947402-4		
* 947405-7		
* 947412-3		
* 947422-2		
* 947427-1		
947436-2	23	189
	23	245
* 947493-3		
* 947515-3		
947518-7	21	135
* 947542-7		
947543-5	43	729
* 947553-4		
947559-1	87	1199
* 947564-1		
947588-0	37	509
947590-6	37	515
947594-8	37	515
* 947609-4		
* 947612-8		
947620-1	23	207
	23	209
	23	211
	23	213
	23	237
(947621)	23	235
947622-7	25	255
	25	267
	25	291
	25	293
	25	295
	25	297
	25	299
	25	301
947624-3	23	185
	25	269
947661-5	37	519
947684-7	23	245
947685-4	52	803
947686-2	52	803
947687-0	37	519
* 947693-8		
947705-0	43	587
	43	589
	43	595
	43	599
	43	605
	43	611
* 947757-1		
947788-6	26	327
947798-5	27	339
* 947818-1		
947829-8	37	521
947843-9	21	135
947847-0	21	135
947848-8	37	511
	43	729
* 947855-3		
947894-2	21	121
* 947943-7		
* 948008-8		
* 948009-6		
* 948010-4		
* 948011-2		
948015-3	21	135
948040-1	25	255
	25	259
* 948060-9		
* 948068-2		
* 948069-0		
* 948071-6		
* 948081-5		
* 948087-2		
948094-8	21	135
948095-5	21	113
	21	135
* 948096-3		
948187-0	22	165
948189-6	37	507
948199-5	38	539
(948210)	27	359
948211-8	23	173
	23	175
	23	179
	23	189
	23	211
	23	227
	23	233
	23	235
	23	239
	23	243
	23	245
	23	247
	25	307
	26	331
	27	337
	27	349
	27	353
	27	359
	37	519
	43	639
	43	729
	52	797
	64	841
	64	843
	64	847
	64	855
	85	1097
	87	1167
	87	1169
	87	1171
	87	1175
* 948217-5		
948218-3	87	1155
	87	1159
(948219)	28	381
948220-9	23	227
948240-7	89	1251
948248-0	87	1169
948261-3	23	219
	23	221
	23	225
948294-4	37	513
948295-1	37	513
948296-9	37	513
948297-7	37	513
	43	615
	43	617
	43	729
* 948298-5		
* 948299-3		
* 948300-9		
* 948301-7		
* 948302-5		
* 948303-3		
948305-8	28	369
	37	511
* 948315-7		
* 948316-5		
* 948327-2		
* 948328-0		
* 948329-8		
* 948336-3		
* 948356-1		
* 948373-6		
948382-7	23	247
	25	255
948394-2	37	519
948404-9	25	283
	25	285
* 948438-7		
* 948439-5		
948443-7	37	519
948444-5	37	519
* 948460-1		
* 948461-9		
* 948470-0		
948474-2	23	211
	23	213
948478-3	27	351
	27	355
	27	357
948490-8	64	843
948524-4	23	245
	37	521
* 948536-8		
948561-6	21	135
* 948571-5		
* 948602-8		
* 948606-9		
(948616)	23	225
	23	247
* 948645-7		
* 948663-0		
* 948664-8		
* 948685-3		
948690-3	85	1099
	85	1101
	85	1113
	85	1119
	85	1129
948702-6	37	519
* 948708-3		
* 948745-5		
948746-3	23	189
	27	339
	27	343
	37	521
948756-2	21	113
	21	135
948758-8	21	113
	21	135

*)Standard part, occurs elsewhere in this catalogue. /Standardartikel, förekommer på flera sidor i denna katalog.

NUMERICAL REGISTER — NUMMERREGISTER

Part No. / Artikel nr	Gr / Gr	Page / Sida
* 948823-0		
948855-2	37	511
948856-0	37	511
948857-8	37	511
* 948880-0		
* 948893-3		
948911-3	37	515
948912-1	37	515
948916-2	37	487
948927-9	88	1213
(948958)	23	189
	23	247
	25	303
	25	309
	27	351
	27	355
	27	357
948990-7	25	253
	25	255
	25	259
948995-6	37	513
	83	953
	85	1095
948996-4	37	513
949012-9	25	261
949024-4	23	247
	27	359
* 949039-2		
949046-7	25	259
* 949048-3		
* 949113-5		
* 949114-3		
* 949115-0		
949120-0	23	247
	25	291
	25	293
	25	295
	25	299
	25	301
	28	363
	87	1191
* 949147-3		
949201-8	37	507
949210-9	37	507
949211-7	37	507
949212-5	37	507
(949228)	25	273
	25	275
	25	281
	25	285
	25	289
949276-0	38	539
* 949278-6		
* *(949279)*		
* *(949280)*		
949282-8	23	239
949316-4	37	515
* 949362-8		
* 949366-9		
949371-9	37	507
949401-4	37	507
949404-8	37	507
* 949416-2		
* 949433-7		
* *(949444)*		
* 949460-0		
* 949463-4		
* 949466-7		
949468-3	64	843
949489-9	37	507
949490-7	37	487
	37	489
	37	491
	37	509
* 949496-4		
949542-5	37	507
949543-3	37	517
* *(949565)*		
949583-9	37	513
949584-7	37	513
* 949595-3		
949597-9	37	511
949598-7	37	507
949606-8	37	507
949656-3	43	577
	43	583
	43	637
949659-7	25	309
	28	363
	28	367
949668-8	23	175
	23	211
	23	225
	23	247
	37	519
	85	1107
949671-2	35	435
949678-7	37	509
949679-5	37	509
949680-3	37	509
949681-1	37	509
* *(949698)*		
949761-1	23	181
949846-0	25	259
* 949863-5		
* 949865-0		
(949885)	37	515
949902-1	23	247
	37	519
949906-2	83	973
(949913)	37	515
949931-0	36	461
	36	463
	36	465
* 949943-5		
(949957)	37	515
* 950007-5		
* 950009-1		
* 950010-9		
* 950045-5		
* 950144-6		
* 950353-3		
* 950384-8		
* 950385-5		
* 950519-9		
* 950542-1		
* 950543-9		
* 950562-9		
* 950586-8		
* 951078-5		
951187-4	82	927
951188-2	23	243
	23	245
	41	555
	41	559
951189-0	23	243
	23	245
	37	519
* 951668-3		
* 951669-1		
* 951671-7		
* 951925-7		
* 951932-3		
* 951978-6		
* 951986-9		
* 951987-7		
(952069)	23	185
	25	261
952075-0	21	121
	25	253
	25	255
	25	261
952076-8	21	119
952077-6	25	253
952359-8	46	767
952624-5	23	243
	37	519
	38	529
952625-2	37	519
952626-0	37	519
	38	529
	64	843
952627-8	31	393
	37	521
952628-6	37	521
952629-4	23	173
	23	179
	23	189
	23	245
	37	521
	38	529
	41	559
952630-2	31	389
	37	521
	87	1151
952631-0	23	233
	23	235
952632-8	64	841
	64	843
952633-6	31	389
	37	521
	87	1169
	87	1171
952634-4	23	247
952636-9	31	389
	87	1167
952637-7	37	521
	55	815
952642-7	87	1175
952704-5	27	337
952960	23	245
* 953032-0		
* 953035-3		
* 953043-7		
* 953044-5		
* 953045-2		
* 953046-0		
* 953047-8		
* 953048-6		
* 953049-4		
* 953077-5		
954312-5	87	1157
(954314)	23	241
954322-4	23	243
	23	245
	43	733
954336-4	26	321
	26	325
954343-0	26	323
954427-1	37	507
954430-5	37	507
954432-1	37	507
954435-4	37	507
954437-0	37	507
954439-6	37	507
954440-4	37	507
954441-2	37	507
954442-0	37	507
954443-8	37	507
954444-6	37	507
954445-3	37	507
954446-1	37	507
954447-9	37	507
954448-7	37	507
954449-5	37	507
954450-3	37	507
954453-7	37	507
954454-5	37	507
954461-0	37	507
954469-3	37	507
955083-1	25	261
955086-4	21	117
955088-0	21	117
	25	261
* 955114-4		
* 955115-1		
* 955118-5		
* 955119-3		
* 955120-1		
* 955122-7		
* 955123-5		
* 955124-3		
* 955125-0		
* 955126-8		
* 955127-6		
* 955129-2		
* 955131-8		
* *(955136)*		
* *(955137)*		
* *(955138)*		
* *(955139)*		
* 955140-9		
* *(955141)*		
* 955142-5		
* *(955143)*		
* 955144-1		
* 955154-0		
* 955156-5		
* 955161-5		
* *(955162)*		
* 955172-2		
* 955174-8		
* 955177-1		
* 955224-1		
* 955243-1		
* 955244-9		
* 955246-4		
* 955247-2		
* 955248-0		
* 955249-8		
* 955250-6		
* 955251-4		
* 955253-0		
* 955268-8		
* 955269-6		
* *(955270)*		
* 955271-2		
* 955272-0		
* 955273-8		
* 955274-6		
* 955275-3		
* 955276-1		
* 955278-7		
* 955279-5		
* 955283-7		
* 955285-2		
955286-0	22	169
* 955289-4		
* 955293-6		
* 955294-4		
* 955295-1		
* 955296-9		
* 955297-7		
* *(955298)*		
* 955299-3		
* *(955301)*		
* 955303-3		
* 955304-1		
* 955306-6		
* 955308-2		
* 955309-0		
* *(955311)*		
* 955315-7		
* *(955317)*		
* *(955318)*		
* *(955319)*		
* 955320-7		
* *(955322)*		
* 955323-1		
* *(955326)*		
* *(955333)*		
* 955335-5		
* *(955337)*		
* 955340-5		
* *(955342)*		
* *(955343)*		
* *(955344)*		
* 955346-2		
* 955349-6		
* *(955352)*		

*)Standard part, occurs elsewhere in this catalogue. /Standardartikel, förekommer på flera sidor i denna katalog.

NUMERICAL REGISTER

NUMMERREGISTER

Group / Grupp 03

Page / Sida 41

Part No. / Artikel nr	Gr / Gr	Page / Sida
* *(955356)*		
* 955511-1		
* 955522-8		
* 955636-6		
* 955638-2		
* 955689-5		
* 955691-1		
* 955692-9		
* 955693-7		
* 955694-5		
* 955780-2		
* 955781-0		
* *(955782)*		
* *(955783)*		
* *(955784)*		
* 955800-8		
* 955803-2		
* 955825-5		
* 955844-6		
* 955846-1		
* 955847-9		
* 955849-5		
* 955890-9		
* 955891-7		
* 955892-5		
* 955893-3		
* 955894-1		
* 955896-6		
* 955897-4		
* 955899-0		
* 955900-6		
* 955918-8		
* 955919-6		
* 955920-4		
* 955921-2		
* 955923-8		
* 955945-1		
* 955946-9		
* 955947-7		
* 955948-5		
* 955949-3		
(955972)	22	167
	22	169
	25	253
955978-2	43	729
956000-4	23	181
956014-5	21	113
	21	135
956015-2	21	135
956018-6	21	113
956019-4	21	135
956022-8	21	113
	21	135
956023-6	21	135
956028-5	21	135
* 956050-9		
* 956058-2		
* 956059-0		
* 956060-8		
* 956063-2		
* 956064-0		
* 956066-5		
* *(956074)*		
* 956075-6		
* 956076-4		
* 956078-0		
* 956080-6		
* 956083-0		
* 956091-3		
* 956092-1		
* 956093-9		
* 956094-7		
* 956096-2		
* 956097-0		
* 956098-8		
* 956110-1		
* *(956111)*		
* 956149-9		
* 956162-2		
* 956165-5		
* 956203-4		
* 956204-2		
* 956224-0		
* 956271-1		
* 956272-9		
* 956312-3		
* 956317-2		
* 956335-4		
956925-2	37	507
956926-0	37	507
956928-6	37	507
956930-2	36	461
	37	507
956956-7	37	507
	87	1167
	87	1173
956958-3	87	1159
956959-1	37	507
956969-0	25	303
	25	307
956970-8	25	291
	25	293
	25	295
	25	297
	25	299
	25	301
	25	303
956983-1	25	303
	25	307
956984-9	25	291
	25	293
	25	295
	25	297
	25	299
	25	301
	25	303
* 957018-5		
957019-3	25	291
	25	293
	25	295
	25	297
	25	299
	25	301
	25	303
(957069)	25	303
957178-7	43	575
	43	587
	43	591
	43	595
957179-5	21	139
957181-1	22	169
	43	575
	43	587
	43	591
	43	595
	43	601
	43	607
	43	613
	46	767
958202-4	37	507
958211-5	37	511
958215-6	37	511
958220-6	37	507
958233-9	37	515
* 958236-2		
* 958239-6		
* *(958244)*		
* 958246-1		
958297-4	37	515
959046-4	37	515
* 959057-1		
* 959058-9		
959083-7	27	347
959088-6	27	345
959090-2	83	955
	83	959
959093-6	27	345
959095-1	83	955
	83	959
* 959190-0		
* 959207-2		
* 959214-8		
* 959219-7		
* 959220-5		
* 959222-1		
* 959224-7		
* *(959230)*		
* *(959231)*		
* 959240-3		
* 960136-0		
* 960138-6		
* *(960139)*		
* 960140-2		
* 960141-0		
* 960143-6		
* 960144-4		
* 960147-7		
* 960148-5		
960162-6	22	167
	22	169
960237-6	23	227
960629-4	21	119
960630-2	21	119
	43	575
	43	587
	43	591
	43	595
960631-0	25	253
	25	267
960632-8	25	269
* 960859-7		
* 960862-1		
* 960863-9		
* 960865-4		
* 961235-9		
961575-8	25	259
961656-6	21	119
961970-1	21	129
	37	521
* *(961977)*		
962052-7	89	1241
* *(962911)*		
* *(962916)*		
* 963104-5		
* 963105-2		
* 963106-0		
* *(963107)*		
* 963121-9		
963187-0	35	433
	35	445
* *(963248)*		
* 963265-4		
* 963319-9		
963370-2	35	433
	35	445
963374-4	37	515
* 963921-2		
963929-5	89	1241
964166-3	37	511
964167-1	37	511
964195-2	37	511
964196-0	37	511
964197-8	37	511
964198-6	37	511
964212-5	35	445
965107-6	37	509
965110-0	37	509
* 965168-8		
* 965171-2		
* 965175-3		
* *(965179)*		
* 965181-1		
* 965183-7		
* 965185-2		
* 965196-9		
* 965213-2		
* 965216-5		
* 965217-3		
* 965268-6		
* 965275-1		
* 965331-2		
* 965354-4		
* 965393-2		
* 965394-0		
* 965395-7		
* 965396-5		
* 965483-1		
* *(965648)*		
965822-0	37	507
965824-6	37	509
965826-1	35	435
	35	437
	35	439
	35	443
	35	445
965828-7	35	437
	35	439
	35	445
965829-5	35	435
965831-1	35	439
	35	445
966143-0	25	255
966326-1	38	533
	38	537
(966329)	35	445
(966330)	37	525
966334-5	37	525
966335-2	35	435
	35	439
	35	445
* 966378-2		
(966652)	37	515
966664-5	37	517
* 966682-7		
966720-5	37	519
966721-3	25	291
	25	293
	25	295
	25	297
	25	299
	25	301
	28	363
966723-9	26	327
966724-7	25	293
	25	295
	25	297
	25	301
966725-4	25	293
	25	295
	25	301
966726-2	25	291
	25	293
	25	295
	25	297
	25	299
	25	301
* *(966733)*		
(966802)	23	181
	25	253
	25	297
	27	339
* 966804-7		
* 966810-4		
966812-0	37	517
966813-8	37	517
(966825)	23	189
966833-6	23	211
	23	213
966834-4	23	211
(966898)	26	325
(966903)	64	841
966905-2	64	845
(966909)	64	841
966911-0	64	843
(966923)	26	325
	64	845
(966968)	26	325
966980-5	26	321
967137-1	87	1181
967333-6	37	515

*)Standard part, occurs elsewhere in this catalogue. /Standardartikel, förekommer på flera sidor i denna katalog.

NUMERICAL REGISTER

NUMMERREGISTER

Part No. Artikel nr	Gr Gr	Page Sida
967334-4	37	515
967335	37	515
967336-9	37	515
967337-7	37	515
967340-1	37	515
* *(967411)*		
* 967552-1		
967563-8	25	293
	25	295
	25	297
	25	301
	25	305
	28	365
	87	1191
	87	1193
	87	1195
	87	1197
967564-6	25	293
	25	295
	25	297
	25	301
967565-3	87	1191
	87	1193
	87	1195
	87	1197
967570-3	37	517
* 967573-7		
967588-5	37	517
* 967641-2		
967657	23	221
967693-3	37	517
967694-1	37	509
967695-8	37	517
	37	519
967712-1	37	517
967713-9	37	517
967714-7	37	517
967715-4	37	517
* *967758*		
* 967770-9		
967789-9	23	221
967819-4	35	435
967915-0	83	973
967919-2	23	189
	38	539
	64	841
	64	843
	64	847
* 967928-3		
* 967967-1		
* 968009-1		
968016-6	37	507
968050-5	23	219
968069-5	37	509
968070-3	37	509
968071-1	37	509
968145-3	21	119
(968149)	25	273
	25	275
	25	281
	25	283
	25	285
	25	287
	25	289

Part No. Artikel nr	Gr Gr	Page Sida
968177-6	23	211
	23	213
968178-4	23	187
	23	211
	23	213
	23	235
968179-2	23	211
	23	213
	23	215
	23	235
	64	841
	64	843
	64	845
(968333)	37	519
(968334)	37	519
968353-3	25	273
	25	275
	25	279
	25	281
	25	283
	25	285
	25	289
968354-1	25	275
	25	279
	25	283
	25	287
(968355)	25	275
	25	279
	25	283
	25	287
	25	289
968373-1	37	509
968374-9	37	509
* 968417-6		
(968425)	26	317
	32	397
* 968476-2		
968540-5	37	519
* 968578-5		
968600-7	23	241
	23	243
	23	245
968601-5	23	243
* 968605-6		
* 968625-4		
* 968700-5		
* 968718-7		
* 968760-9		
* 968761-7		
* 968862-3		
* 968893-8		
969019-9	37	519
969154-4	25	273
	25	275
	25	279
	25	281
	25	283
	25	285
	25	287
	25	289
969160-1	35	445
969161-9	35	445
969162-7	35	445
969163-5	35	445

Part No. Artikel nr	Gr Gr	Page Sida
	37	525
969164-3	35	445
969221-1	37	519
* 969278-1		
* 969403-5		
* 969431-6		
* 969473-8		
* 969476-1		
* 969478-7		
* 969487-8		
* 970881-9		
* 970947-8		
* 970948-6		
* 970949-4		
* 970952-8		
* 970963-5		
* 970967-6		
* 970972-6		
* 970973-4		
* 970974-2		
* 970982-5		
* 970986-6		
* 971003-9		
* 971008-8		
* 971071-6		
* 971072-4		
* 971073-2		
* 971083-1		
* 971085-6		
* 971089-8		
* 971095-5		
* 971098-9		
* 971099-7		
* 972018-6		
* 972248-9		
* 972251-3		
* 972409-7		
* 972426-1		
* 973267-8		
973489-8	87	1179
973534-1	26	325
973535-8	64	841
	87	1179
973537-4	26	317
	32	397
973538-2	64	841
973541-6	26	325
973544-0	26	325
	64	845
973548-1	87	1183
* 973924-4		
* 974589-4		
975256-9	26	321
975269-2	23	175
	23	179
975275-9	26	327
	27	351
	27	357
975278-3	28	381
975279-1	28	381
(1128440)	85	1109
1128493-2	77	893
(1128622)	89	1255
(1128720)	85	1109

Part No. Artikel nr	Gr Gr	Page Sida
1128724	27	351
1128725-7	27	351
1128730-7	77	893
(1128736)	89	1267
1128793-5	72	885
	72	889
(1128800)	85	1109
1128867-7	77	893
1129007-9	87	1155
1129021-0	77	893
1129031-9	77	893
1129133-3	23	239
1129157-2	87	1157
(1129158)	87	1157
1129250-5	84	1001
1129251-3	84	1001
1129252-1	84	1001
1129253-9	84	1001
1129273-7	77	893
(1129373)	89	1261
(1129375)	89	1257
(1129377)	89	1263
(1129379)	89	1255
(1129393)	89	1261
(1129394)	89	1257
(1129711)	89	1257
(1129712)	89	1257
(1129723)	89	1263
(1129740)	89	1255
1160053-3	86	1145
(1161009)	89	1267
1161045-8	84	1009
1161129-0	46	771
(1161133)	33	415
	33	417
	33	421
1161156-3	84	1009
1161241-3	46	765
	61	823
(1161276)	46	769
1161326-2	33	415
	33	417
	33	421
1161329-6	46	769
1161342-9	89	1267
1161343-7	84	1009
1188207-3	88	1227
1188208-1	88	1227
1188209-9	88	1227
1188210-7	88	1227
1188211-5	88	1227
1188214-9	27	357
1188247-9	83	951
1188269-3	38	543
(1188759)	87	1189
(1188762)	87	1203
1188787-4	27	351
1188788-2	27	351
1188791-6	27	351
1188794-0	27	351
1188795-7	27	351
1188832-8	27	355
1201608-5	81	903
1201609-3	81	903

Part No. Artikel nr	Gr Gr	Page Sida
1201718-2	81	903
1201719-0	81	903
1201728-1	81	903
1201729-9	81	903
1201747-1	81	903
(1201755)	82	929
1201758-8	81	911
	81	915
1201759-6	81	911
	81	915
(1201766)	81	911
	81	915
(1201767)	81	911
	81	915
1201776-0	81	903
1201777-8	81	903
1201818-0	23	219
	23	221
	23	225
	26	319
1201830-5	45	751
1201839-6	84	985
	84	993
1201840-4	84	985
	84	993
1201841-2	84	985
	84	993
1201842-0	84	985
	84	993
1201923-8	83	973
(1201925)	83	973
1201960-0	81	905
1201961-8	81	905
1201965-9	81	905
(1202107)	81	905
(1202108)	81	905
1202113-5	81	903
(1202237)	82	927
1202258-8	82	925
(1202279)	82	927
1202280-2	82	927
1202281-0	82	927
1202301-6	82	929
1202302-4	82	929
1202352-9	81	903
1202379-2	36	463
1202398-2	86	1141
1202430-3	83	937
	83	943
1202431-1	83	937
	83	943
1202458-4	83	955
1202567-2	81	905
1202575-5	81	917
1202576-3	81	917
(1202578)	81	915
(1202579)	81	915
(1202582)	36	455
(1202588)	81	915
(1202590)	81	915
1202665-4	82	927
1202766-0	81	911
	81	915
1202767-8	81	911

*)Standard part, occurs elsewhere in this catalogue. /Standardartikel, förekommer på flera sidor i denna katalog.

NUMERICAL REGISTER

NUMMERREGISTER

Part No. Artikel nr	Gr Gr	Page Sida
	81	915
1202772-8	82	927
1202788-4	81	907
	81	909
1202790-0	81	907
	81	909
1202799-1	85	1115
	85	1121
1202800-7	85	1115
	85	1121
1202801-5	85	1117
	85	1121
1202802-3	85	1117
	85	1121
1202803-1	89	1245
1202841-1	85	1117
	85	1121
1202913-8	81	911
	81	915
1202914-6	81	911
	81	915
1202926-6	81	911
1202929-4	81	911
1202990-6	84	985
1202991-4	84	985
1203020-1	36	451
	36	453
	36	455
	36	457
1203044-1	85	1133
1203046-6	81	905
1203111-8	83	943
1203170-4	84	1009
1203171-2	84	1009
1203188-6	81	917
1203195-1	86	1137
	86	1139
1203196-9	86	1137
	86	1139
1203219-9	83	939
	83	945
1203220-7	83	939
	83	945
1203230-6	84	1009
1203248-8	85	1133
1203249-6	89	1243
1203270-2	86	1141
1203271-0	86	1141
1203289-2	81	905
1203311-4	83	937
	83	943
1203326-2	84	1009
1203327-0	84	1009
1203372-6	89	1251
1203392-4	89	1245
1203407-0	36	451
	36	453
	36	455
	36	457
1203469-0	81	911
1203470-8	81	911
1203471-6	81	917
1203472-4	81	917
1203473-2	81	913
	81	917
(1203528)	83	935
(1203529)	83	935
(1203530)	83	935
(1203531)	83	935
1203558-0	83	949
1203658-8	83	937
	83	943
1203681-0	83	955
	83	959
1203789-1	89	1251
1203965-7	84	993
	84	997
1203966-5	84	993
	84	997
1203974-9	83	939
1203975-6	83	939
1203994-7	83	935
1203996-2	81	905
1204396-4	85	1095
1204401-2	85	1095
1204515-9	43	729
1204574-6	85	1103
	85	1107
(1204594)	85	1111
	88	1219
1204598-5	88	1219
1204599-3	85	1115
1204629-8	88	1219
1204630-6	85	1113
	85	1119
1204631-4	85	1113
	85	1119
* 1204775-9		
1204800-5	85	1115
1204804-7	85	1117
1204860-9	85	1099
1204952-4	85	1095
(1204959)	85	1095
1204961-5	85	1095
1204964-9	85	1097
1204965-6	85	1097
1204966-4	85	1097
1204967-2	85	1097
1204980-5	85	1115
1205655-2	64	849
(1205658)	64	849
	64	851
	64	853
	64	861
1205659-4	64	849
1205667-7	64	833
1205674-3	61	823
1205680-0	61	823
1205686-7	61	823
1205698-2	72	885
1205699-0	72	885
1205711-3	52	805
1205721-2	41	555
1205725-3	41	555
	41	559
(1205727)	41	551
	41	555
	41	559
1205729-5	41	559
	41	563
1205730-3	41	559
1205733-7	41	555
	41	565
1205735-2	52	805
1205736-0	52	805
1205740-2	52	805
1205743-6	55	815
(1205777)	72	885
1205785-7	51	787
1205786-5	51	787
(1205797)	65	877
1205814-5	36	467
	83	963
	83	969
1205819-4	61	823
1205822-8	61	823
1205823-6	72	885
1205825-1	61	823
1205839-2	64	833
1205849-1	55	815
1205887-1	55	815
1205904-4	55	815
1205926-7	72	885
1205927-5	27	337
1205936-6	55	815
1205940-8	55	815
1205941-6	55	815
1205943-2	55	815
1205944-0	55	815
1205947-3	55	815
1205948-1	55	815
1205949-9	55	815
1205953-1	55	815
1205982-0	61	823
1205985-3	55	815
1205991-1	72	885
1205994-5	21	135
1205999-4	21	111
1206007-5	52	801
1206213-9	21	111
1206217-0	43	639
1206265-9	65	877
1206278-2	77	893
1206303-8	43	639
1206318-6	77	893
1206339-2	55	815
1206468-9	25	273
	25	275
	25	279
	25	281
	25	283
	25	285
	25	287
1206478-8	61	823
1206520-7	27	337
1206602-3	64	841
	64	843
	64	847
1206640-3	72	887
1206641-1	72	887
1206667-6	72	885
1206726-0	43	639
1206750-0	72	887
1206770-8	41	551
	41	555
	41	559
	52	805
1206771-6	55	815
1206811-0	72	887
1206840-9	41	555
	41	559
1206880-5	64	849
1206881-3	64	849
1206882-1	64	849
1206887-0	64	849
1206888-8	64	849
1206889-6	64	849
(1206890)	64	849
1206891-2	64	849
1206892-0	64	849
1206893-8	64	849
1206894-6	64	849
1206896-1	64	849
1206897-9	64	849
1206898-7	64	849
1206899-5	64	849
1206909-2	64	849
1206921-7	64	857
1206998-5	64	857
(1207350)	52	799
1207351-6	52	799
1207352-4	52	799
1207364-9	41	561
1207369-8	41	561
1207371-4	41	565
1207372-2	41	565
1207374-8	41	565
1207376-3	41	565
1207377-1	41	565
1207378-9	41	565
1207400-1	87	1187
1207401-9	87	1187
1207403-5	87	1187
1207404-3	87	1187
1207405-0	87	1187
1207406-8	87	1187
1207407-6	87	1187
1207504-0	52	807
1207532-1	89	1255
(1207540)	81	915
(1207541)	81	915
1207600-6	83	975
1207626-1	85	1103
1207630-3	85	1097
1207666-7	85	1109
	88	1237
1207689-9	85	1105
1207711-1	88	1219
1207712-9	88	1219
1207717-8	85	1129
1207726-9	88	1219
1207743-4	85	1109
1207850-7	81	915
1207870-5	85	1105
1207871-3	85	1105
1207898-6	85	1099
1207900-0	85	1121
(1207903)	85	1107
(1207904)	85	1107
1207918-2	85	1099
1207938-0	85	1107
1207947	85	1099
1208173-3	43	633
	43	643
(1208189)	43	633
	43	647
1208197-2	43	633
	43	647
1208223-6	43	635
	43	679
1208282-2	43	577
	43	623
(1208328)	43	577
	43	623
1208359-8	43	633
	43	669
1208364	43	581
	43	597
1208372	43	573
	43	593
(1208382)	43	581
	43	597
1208383	43	573
	43	593
(1208401)	43	581
	43	597
(1208402)	43	575
	43	623
(1208404)	43	573
	43	585
1208405	43	573
	43	593
(1208408)	43	633
	43	647
(1208409)	43	633
	43	647
(1208410)	43	633
	43	643
1208411-7	43	633
	43	669
1208412-5	43	635
	43	679
1208413-3	43	635
	43	679
1208414-1	43	635
	43	679
1208418-2	43	633
	43	669
1208422	43	573
	43	593
1208423	43	581
	43	597
(1208430)	43	581
	43	603
(1208431)	43	581
	43	603
(1208442)	43	573
	43	585
1208443-0	43	575
	43	593

*)Standard part, occurs elsewhere in this catalogue. /Standardartikel, förekommer på flera sidor i denna katalog.

NUMERICAL REGISTER

NUMMERREGISTER

Part No. Artikel nr	Gr Gr	Page Sida
1208444-8	43	573
	43	593
1208449-7	43	635
	43	679
(1208462)	43	573
	43	585
(1208464)	43	573
	43	593
1208465-3	43	577
	43	623
(1208474)	43	577
	43	623
(1208477)	43	581
	43	603
(1208481)	43	633
	43	675
(1208482)	43	633
	43	675
(1208483)	43	635
	43	685
(1208484)	43	635
	43	685
(1208485)	43	635
	43	675
(1208486)	43	635
(1208489)	43	581
	43	603
(1208490)	43	581
	43	603
(1208491)	43	581
	43	603
(1208499)	43	635
	43	685
(1208500)	43	573
	43	593
(1208524)	43	573
	43	589
(1208530)	43	581
	43	603
(1208536)	43	573
	43	585
(1208542)	43	581
	43	609
(1208546)	43	581
	43	603
(1208565)	43	581
	43	609
(1208566)	43	581
	43	609
1208569-2	43	573
	43	585
1208612-0	43	589
1208617-9	43	603
1208629-4	43	577
	43	623
1208698-9	43	577
	43	629
1209230-0	43	599
1209257-3	43	575
* 1209277-1		
* 1209287-0		
1209296-1	43	593
	43	597
	43	603
	43	609
1209310-0	43	587
	43	591
	43	595
1209332-4	43	597
1209349-8	43	625
1209357-1	46	767
(1209359)	46	767
1209361-3	43	617
1209369-6	43	575
	46	769
1209378-7	43	597
	43	603
	43	609
(1209385)	43	597
(1209386)	43	599
	43	605
1209388-6	43	599
1209392-8	43	599
	43	605
	43	611
(1209444)	45	749
	45	753
1209450-4	43	623
	43	629
1209451-2	43	623
	43	629
1209452-0	43	623
	43	629
1209453-8	43	623
	43	629
1209457-9	43	601
	43	607
	43	613
1209466-0	43	625
	43	631
1209467-8	43	625
	43	631
1209475-1	43	601
	43	607
	43	613
1209477-7	43	587
	43	589
	43	595
	43	599
	43	605
	43	611
1209484-3	43	625
	43	631
1209489-2	43	585
	43	589
	43	593
1209491-8	43	593
1209530-3	43	599
* 1209535-2		
1209638-4	43	615
	43	617
1209646-7	43	599
(1209660)	41	551
1209674-9	43	615
	43	617
1209678-0	43	617
1209681-4	43	617
1209683-0	43	617
(1209700)	43	583
1209720-0	43	623
	43	629
(1209726)	43	631
1209727-5	43	597
(1209761)	41	551
	41	555
1209767-1	43	599
1209772-1	46	767
1209780-4	43	585
	43	589
1209802-6	43	615
	43	617
1209814-1	45	753
	45	755
1209834-9	43	583
1209844-8	43	625
	43	631
1209862-0	45	755
1209867-9	45	755
1209876-0	43	585
	43	589
	43	595
	43	597
	43	603
	43	609
1209882-8	43	625
	43	631
(1209933)	77	893
1209938-8	77	893
1210190-3	87	1161
1210204-2	87	1163
1210210-9	87	1153
1210423-8	88	1219
1210439-4	85	1015
	85	1017
	85	1019
	85	1021
	85	1023
	85	1025
	85	1027
	85	1029
	85	1031
	85	1033
	85	1035
	85	1037
	85	1039
	85	1041
	85	1043
	85	1045
	85	1047
	85	1051
	85	1055
	85	1057
	85	1059
	85	1061
	85	1063
	85	1065
	85	1067
	85	1069
	85	1071
	85	1073
	85	1075
	85	1077
	85	1079
	85	1081
	85	1083
	85	1085
	85	1087
	85	1091
1210473-3	88	1217
(1210476)	85	1115
	85	1121
1210477-4	85	1101
1210478-2	85	1101
1210484-0	85	1105
1210500-3	85	1097
1210572-2	88	1231
1210580-5	85	1115
1210581-3	85	1115
1210690-2	88	1209
	88	1217
1210713-2	88	1219
1210905-4	85	1127
1210999-7	88	1231
	88	1233
1211120-9	89	1251
1211139-9	84	1009
1211162-1	81	917
1211163-9	81	917
1211290-0	87	1161
1211303-1	87	1155
1211311-4	87	1161
1211392-4	23	241
1211490-6	87	1155
1211491-4	87	1155
(1211514)	82	927
1211576-2	83	939
1211577-0	83	939
1211596-0	87	1163
1211599-4	23	191
	27	349
	87	1155
	87	1157
	87	1161
1211602-6	87	1159
1211604-2	87	1167
	87	1171
	87	1175
1211659-6	87	1161
1211660-4	87	1161
1211661-2	87	1161
1211662-0	87	1161
1211668-7	81	911
	81	915
1211785-9	37	519
	89	1249
	89	1251
1211880-8	81	905
	89	1249
	89	1251
1211902-0	81	915
1211903-8	81	915
1211935-0	81	911
1211936-8	81	911
1211976-4	83	945
1212200-8	55	815
1212402-0	65	877
1212421-0	36	467
1212426-9	72	887
1212427-7	72	887
1212530-8	36	479
1212563-9	37	503
1212593-6	36	477
1212657-9	35	441
1212770-0	36	477
1212854-2	37	521
1212856-7	37	511
1212857-5	37	511
1212859-1	36	477
	87	1161
	87	1163
1212865-8	37	515
1212888-0	37	515
1212894-8	37	515
1212899-7	37	515
1212901-1	37	507
* 1212957-3		
1212958-1	37	515
1213056-3	84	1009
1213057-1	84	1009
1213058-9	84	1009
1213059-7	84	1009
1213150-4	84	993
	84	995
1213151-2	84	993
	84	997
1213202-3	83	951
	88	1211
1213230-4	83	945
1213332-8	84	985
	84	993
(1213515)	83	935
(1213516)	83	935
1213519-0	81	903
1213520-8	81	903
1213550-5	84	1009
1213551-3	84	1009
1213620-6	85	1133
1213663-6	84	985
	84	993
1213665-1	84	985
	84	993
1213666-9	84	985
	84	993
1213674-3	84	1009
1213675-0	84	1009
1213676-8	84	1009
1213677-6	84	1009
1213709-7	83	939
	83	945
1213710-5	83	939
	83	945
1213711-3	83	939
	83	945
1213802-0	83	945
1213803-8	83	945
1213819-4	81	905
	89	1249
	89	1251
1213870-7	85	1133
1213920-0	83	939

*)Standard part, occurs elsewhere in this catalogue. /Standardartikel, förekommer på flera sidor i denna katalog.

NUMERICAL REGISTER

NUMMERREGISTER

Part No. Artikel nr	Gr Gr	Page Sida
	83	945
1213943-2	36	463
1213978-8	81	911
1213984-6	81	907
	81	909
1213987-9	36	451
	36	453
	36	455
	36	457
1214037	87	1155
1214057-0	87	1167
1214059-6	87	1157
1214060-4	87	1157
1214128-9	35	435
1214180	87	1165
1214230-3	87	1149
1214300-4	87	1149
1214462-2	87	1157
1214496-0	38	529
1214500-9	37	515
(1214665)	38	533
1214721-1	87	1155
1214727-8	87	1149
	87	1153
1214741-9	36	479
1214754	87	1155
1214755-9	87	1155
1214756-7	87	1155
1214757-5	87	1155
1214851-6	87	1167
	87	1171
	87	1175
1214948-0	37	515
1214970-4	87	1157
1215005-8	87	1171
(1215025)	87	1171
1215113-0	87	1155
1215164-3	87	1163
1215169-2	36	477
1215170-0	36	477
1215207-0	31	389
1215208-8	31	391
(1215245)	88	1207
1215267-4	89	1247
	89	1249
	89	1251
1215268-2	87	1167
	87	1171
	87	1175
1215278-1	37	487
	37	491
1215301-1	37	507
1215315-1	37	519
1215345-8	88	1209
1215351-6	37	503
1215377	87	1155
1215425-8	87	1157
1215429-0	87	1157
1215438-1	87	1151
	87	1153
	87	1157
1215458-9	87	1167
	87	1171
1215459-7	87	1167
	87	1171
1215464-7	37	515
1215465-4	87	1151
	87	1157
1215466-2	87	1153
	87	1157
(1215467)	87	1153
(1215468)	87	1153
1215498-5	87	1157
(1215505)	37	519
1215509-9	88	1231
	88	1233
1215512-3	88	1213
1215513-1	88	1213
1215514-9	88	1213
1215516-4	87	1149
	87	1155
1215520-6	88	1213
1215546-1	38	529
1215548-7	38	529
1215561-0	38	529
1215563-6	38	529
1215591-7	27	359
	52	795
	87	1157
1215661-8	35	435
1215673-3	87	1157
1215675-8	87	1157
1215677-4	87	1157
1215679-0	87	1157
1215682-4	87	1159
1215736-8	87	1167
	87	1175
1215748-3	38	529
1215989-3	87	1161
1216095-8	46	763
	46	767
(1216104)	46	763
	46	767
(1216111)	46	761
	46	767
1216118-8	46	763
	46	767
(1216123)	46	763
	46	767
1216136-0	46	761
	46	767
	46	771
(1216161)	46	759
	46	767
(1216163)	46	761
	46	767
1216172-5	46	759
	46	767
1216173-3	46	761
	46	767
(1216174)	46	763
	46	767
(1216183)	46	763
	46	767
(1216184)	46	761
	46	767
(1216185)	46	759
	46	767
1216186-5	46	763
	46	767
(1216187)	46	761
	46	767
(1216188)	46	759
	46	767
(1216189)	46	759
	46	767
1216190-7	46	759
	46	767
1216191	46	763
	46	771
1216192	46	761
	46	771
1216193	46	759
	46	771
1216194	46	763
	46	771
1216195	46	761
	46	771
1216196	46	759
	46	771
(1216197)	46	759
	46	771
1216198	46	765
	46	767
1216199	46	761
	46	771
1216200	46	763
	46	771
(1216201)	46	761
	46	767
(1216202)	46	763
	46	767
1216204	46	763
	46	771
1216205	46	761
	46	771
1216206	46	759
	46	771
1216208	46	763
	46	771
1216209	46	759
	46	771
1216210	46	759
	46	771
1216211	46	761
	46	771
1216212	46	763
	46	771
1216213-7	46	759
	46	767
(1216214)	46	761
	46	767
(1217079)	46	767
1217099-9	46	769
1218002-2	21	137
1218004-8	21	135
1218005-5	21	137
	21	139
1218006-3	21	137
1218018-8	21	139
1218019-6	21	139
	26	321
1218020	21	139
(1218023)	21	139
1218026-1	21	139
(1218027)	21	139
1218033-7	21	137
1218035-2	21	143
(1218036)	21	143
1218043-6	21	141
1218049-3	22	167
1218054-3	22	167
1218055-0	22	167
1218056-8	22	167
1218064-2	21	137
1218076-6	22	167
(1218077)	21	139
1218100-4	22	167
1218102-0	21	137
1218114-5	22	167
1218116-0	21	141
(1218122)	26	321
1218123-6	21	137
1218136-8	21	137
1218137-6	21	137
1218138-4	21	137
1218139-2	21	137
1218140-0	21	137
1218141-8	21	137
1218142-6	21	137
1218146-7	21	139
1218158-2	26	321
1218160-8	26	321
1218164-0	21	139
(1218168)	21	137
(1218169)	21	137
1218175-6	22	167
1218176	21	105
1218177	21	105
1218182-2	21	137
1218183-0	21	137
1218184-8	21	137
1218185-5	23	185
1218186-3	22	167
1218190-5	38	531
(1218191)	21	139
	26	321
1218192-1	21	139
	26	321
1218193-9	21	137
(1218200)	21	137
(1218201)	21	137
(1218277)		
1218280-4	21	137
1218281-2	21	137
1218331-5	21	139
	26	321
1218332-3	21	139
1218341-4	21	137
1218353-9	21	139
1218373-7	25	269
1218376-0	21	139
1218379-4	21	141
1218380-2	21	141
1218383-6	21	137
1218384-4	21	141
1218615-1	25	291
1218618-5	25	291
	25	293
	25	295
	25	297
	25	299
	25	301
	25	303
1219006-2	25	299
	25	301
1219088-0	25	305
1219090-6	23	181
1219099-7	28	369
1219112-8	25	299
	25	301
1219271-2	25	273
	25	275
	25	281
	25	283
	25	287
1219276-1	25	273
	25	275
	25	281
	25	283
	25	285
	25	287
1219286-0	21	141
(1219292)	27	345
	28	369
1219322-3	21	111
	21	119
1219375	27	345
1219398-3	25	255
1219533-5	25	281
1219536-8	22	165
1219547-5	25	291
	25	293
	25	295
	25	297
	25	299
	25	301
1219554-1	25	255
	25	259
1219566-5	23	185
	25	303
(1219567)	87	1197
	87	1199
1219619-2	27	339
1219647-3	22	165
(1219648)	21	117
* 1219666-3		
1219677-0	28	369
1219731-5	23	181
	23	185
1219815-6	28	363
	37	519
1219852-9	32	407
	32	409
1219887-5	23	211

*)Standard part, occurs elsewhere in this catalogue. /Standardartikel, förekommer på flera sidor i denna katalog.

NUMERICAL REGISTER

NUMMERREGISTER

Part No. Artikel nr	Gr Gr	Page Sida
1219889-1	23	211
1219890-9	23	211
(1219911)	23	211
1219915-4	26	319
1219961-8	64	843
	64	845
1219990-7	26	317
1220036-6	43	639
1220067-1	43	635
1220129-9	43	635
1220147-1	43	729
1220148-9	43	729
1220155-4	43	729
1220156-2	43	729
1220157-0	43	729
1220159-6	43	729
1220164-6	43	729
1220183-6	43	635
1220200-8	43	579
1220227-1	43	733
1220229-7	43	733
1220230-5	43	733
1220231-3	43	733
1220234-7	43	583
	43	637
1220240-4	43	729
1220257-8	43	577
1220289-1	43	729
1220293-3	43	635
1220295-8	43	637
1220296-6	43	733
1220309-7	43	593
1220324-6	43	587
	43	589
	43	593
	43	599
	43	605
	43	611
1220326-1	43	585
	43	589
	43	595
	43	597
	43	603
	43	609
1220333-7	43	585
	43	589
	43	593
	43	597
	43	603
	43	609
1220336-0	43	585
	43	589
(1220337)	43	585
	43	589
	43	597
	43	603
	43	609
1220350-1	43	585
	43	589
	43	595
	43	597
	43	603
	43	609
1220376-6	43	575
	43	583
1220431-9	43	587
	43	591
	43	595
	43	599
	43	605
	43	611
1220446-7	43	615
1220484-8	43	577
	43	583
	43	637
1220513-4	43	643
	43	647
	43	671
	43	681
1220613-2	43	733
(1220646)	43	733
1220759-3	41	553
	41	557
1220762-7	41	553
1220763-5	41	555
1220769-2	43	575
	43	583
1220774-2	43	623
	43	629
(1220781)	43	617
1220786-6	45	753
*1220802-1		
1220838-5	43	589
	43	593
	43	603
1220843-5	45	755
1220844-3	46	771
1220849-2	43	593
	43	597
	43	603
	43	609
1220879-9	43	601
	43	607
1220889-8	43	623
	43	629
1220890-6	43	623
	43	629
1220894-8	43	615
	43	617
(1220895)	43	585
	43	593
	43	597
	43	603
	43	609
1220907-8	43	623
1220943-3	43	615
	43	617
(1220944)	43	623
1220945-8	43	595
1220949-0	41	553
	41	555
(1220950)	41	553
	41	555
1220976-3	43	595
	43	603
	43	609
1220977-1	43	595
	43	603
	43	609
*1220980-5		
*1220981-3		
*1220982-1		
*1220983-9		
*1220984-7		
*1220985-4		
1220993-8	43	597
1221010-0	85	1109
	88	1231
	88	1233
	88	1235
	88	1237
1221083-7	85	1121
1221125-6	85	1105
1221165-2	88	1237
1221304-7	85	1109
	88	1237
1221347-6	85	1115
	88	1209
1221403-7	36	471
1221406-0	36	467
1221407-8	36	467
1221417-7	64	833
1221549-7	61	823
1221635-4	45	751
1221647-9	72	885
1221660-2	55	815
1221677-6	64	833
1221713-9	52	801
1221749-3	27	337
1221757-6	52	795
1221778-2	43	637
1221779-0	27	349
1221781-6	64	837
1221869-9	55	815
1221876-4	89	1241
1221882-2	72	887
1221885-5	72	887
1221906-9	52	797
1221927-5	41	563
1221929-1	41	563
1221932-5	41	563
1221933-3	41	563
1221935-8	41	565
1221937-4	41	565
1221939-0	41	565
1221940-8	41	565
(1221941)	41	565
1221954-9	43	619
	43	639
1221956-4	72	887
(1221957)	51	783
(1221958)	51	783
1221967-1	43	619
	43	621
	43	639
1221989-5	23	243
	23	245
	52	803
1221990-3	23	243
	23	245
1224041-2	85	1095
1224071-9	85	1099
1224102-2	88	1217
1224116-2	85	1099
1224117-0	85	1099
1224119-6	85	1099
1224134-5	88	1219
(1224135)	88	1219
1224136-0	88	1219
1224145	85	1099
1224174-1	85	1099
1224192-3	85	1099
1224193-1	85	1099
1224233-5	85	1107
1224252	85	1095
1224339-0	85	1017
	85	1021
	85	1025
	85	1029
	85	1033
	85	1035
	85	1043
	85	1049
1224362-2	83	973
1224406-7	85	1099
	85	1101
1224409-1	85	1097
1224412-5	85	1099
1224419-0	85	1105
1224459-6	85	1129
1224482-8	85	1127
1224580-9	85	1095
1224588-2	88	1217
1224592-4	85	1109
1224595-7	85	1111
1224704-5	88	1235
(1224743)	88	1231
1224746-6	88	1227
1224786-2	82	925
(1224789)	88	1235
	88	1237
1224820-9	85	1097
1224822-5	85	1099
1224825-8	85	1095
1224832-4	85	1113
	85	1119
1224833-2	85	1113
	85	1119
1224840-7	85	1095
1224841-5	85	1095
(1224853)	85	1095
1224892-8	85	1129
1224898-5	85	1131
1224922-3	85	1095
1224923-1	85	1095
1224969-4	85	1099
	85	1101
1224991-8	85	1095
1224992-6	85	1109
1224993-4	85	1109
1224999-1	85	1131
1225234-2	88	1223
1225687-1	88	1221
1225688-9	88	1221
1225697-0	85	1113
	85	1119
1225749-9	85	1105
(1225854)	88	1231
1225915-6	85	1113
	85	1119
1225916-4	85	1113
	85	1119
(1225923)	85	1113
	85	1119
(1225924)	85	1113
	85	1119
1225937-0	88	1219
1225940-4	88	1219
1225941-2	88	1223
1225942-0	88	1223
1225943-8	88	1223
1225944-6	88	1223
1225945-3	88	1223
1225946-1	88	1223
1225948-7	88	1223
1225950-3	88	1223
(1225955)	85	1095
1225974-3	85	1127
1225976-8	85	1113
	85	1119
1225977-6	85	1113
	85	1119
1225978-4	85	1115
	85	1121
1225979-2	85	1129
1225980-0	85	1129
1225985-9	88	1227
1225986-7	88	1227
(1225989)	85	1105
1228199-4	72	885
1228272-9	27	359
	52	797
	87	1151
1228280-2	25	273
	25	275
	25	279
	25	281
	25	283
	25	285
	25	287
1228306-5	64	837
1228313-1	43	619
1228344-6	72	887
(1228386)	64	851
	64	853
1228388-3	41	565
1228399-0	64	841
	64	843
	64	845
1228409-7	64	851
1228410-5	64	851
1228411-3	64	851
1228412-1	64	851
1228413-9	64	851
1228414-7	64	851
	64	853
1228415-4	64	851
1228417-0	64	851
1228419-6	64	851
1228420-4	64	851

*)Standard part, occurs elsewhere in this catalogue. /Standardartikel, förekommer på flera sidor i denna katalog.

NUMERICAL REGISTER
NUMMERREGISTER

Part No. Artikel nr	Gr Gr	Page Sida
1228421-2	64	851
1228423-8	64	851
1228425-3	64	851
	64	855
1228426-1	64	851
1228427-9	64	851
(1228429)	64	851
1228508-6	64	833
1228512-8	43	619
	43	639
1228514-4	43	619
	43	639
1228515-1	72	885
1228559-9	52	795
	52	807
1228568-0	89	1241
1228577-1	61	823
1228608-4	55	815
1228610-0	64	837
1228611-8	64	837
1228615-9	64	837
1228616-7	21	135
1228668-8	89	1241
(1228686)	27	349
1228687-8	64	849
1228688-6	52	795
1228712-4	43	619
	43	637
1228738-9	52	795
1228785-0	41	555
	41	559
1228803-1	51	783
	51	785
	51	787
1228810-6	51	783
	51	785
1228839-5	72	885
1228840-3	72	885
1228841-1	72	885
1228842-9	55	815
1228873-4	64	837
1228887-4	89	1241
1228894-0	72	885
1228898-1	23	245
1228901-3	41	551
1228902-1	41	551
1228903-9	41	551
1228910-4	38	539
1228913-8	41	551
1228924-5	52	803
1228928-6	64	843
1228942-7	51	783
1228949-2	55	815
1228952-6	27	337
1228972-4	55	815
1228984-9	55	815
1229037-5	64	843
1229038-3	64	843
1229048-2	51	783
	51	785
1229052-4	72	887
1229073-0	61	823
1229075-5	61	823
1229100-1	52	803
1229137-3	72	885
1229148-0	52	795
1229162-1	43	619
	43	637
1229171-2	21	111
1229173-8	21	111
	21	147
(1229181)	83	939
	83	953
	83	955
	83	959
1229191-0	52	797
1229208-2	64	835
1229209-0	64	835
1229212-4	64	835
(1229213)	64	835
1229256-1	64	845
1229260-3	64	835
1229284-3	23	173
	23	243
	23	245
1229285-0	41	555
	41	559
1229301-5	72	885
1229303-1	72	885
1229313-0	72	887
1229319-7	52	805
1229320	64	833
	64	849
1229321-3	64	833
	64	849
1229324-7	64	833
	64	851
1229326-2	52	805
1229336-1	52	795
	52	799
1229337-9	72	885
1229338-7	72	885
1229339-5	72	885
1229342-9	25	273
	25	275
	25	279
	25	281
	25	283
	25	285
	25	287
1229343-7	64	835
1229347-8	52	803
1229350-2	52	803
1229370-0	65	877
1229388-2	64	833
(1229421)	64	835
1229423-7	61	823
1229425-2	61	823
1229437-7	64	849
1229443-5	27	337
1229445-0	27	337
1229448-4	64	849
1229494-8	77	893
(1229547)	51	787
(1229548)	51	787
1229628-1	46	767
(1229652)	43	619
	43	637
	43	639
1229655-4	52	803
1229659-6	72	885
1229684-4	52	795
1229689-3	64	837
1229700-8	21	147
1229701-6	21	147
1229702-4	21	147
1229709-9	43	621
1229714-9	65	877
(1229715)	65	877
1229717-2	23	245
1229733-9	64	833
1229734-7	77	893
(1229735)	77	893
1229801-4	64	837
1229802-2	64	837
1229803-0	64	837
1229805-5	21	147
1229808-9	46	765
	61	823
1229810-5	43	639
1229821-2	64	849
1229822-0	64	849
1229823-8	64	849
1229824-6	64	849
1229825-3	64	849
1229826-1	64	849
1229828-7	64	851
1229857-6	52	803
1229858-4	52	803
1229859-2	52	803
1229860-0	52	803
1229923-6	61	823
1229925-1	61	823
1229929-3	41	555
	41	561
1229956-6	72	887
1229969-9	41	553
1232013-1	43	625
	43	631
1232042-0	43	625
	43	631
(1232063)	43	587
	43	595
1232067-7	43	587
	43	589
	43	595
	43	599
	43	605
	43	611
1232068-5	43	587
	43	589
	43	595
1232079-2	43	587
	43	591
1232080-0	43	587
	43	591
	43	595
	43	599
	43	607
	43	611
1232086-7	43	587
	43	589
	43	595
1232090-9	43	575
1232091-7	43	575
1232092-5	43	575
1232093-3	43	575
1232094-1	43	575
1232096-6	43	587
	43	589
	43	595
1232101-4	43	623
1232119-6	43	587
	43	589
	43	595
	43	599
	43	605
	43	611
1232153-5	43	579
	43	625
	43	631
1232157-6	43	615
1232158-4	43	615
1232159-2	43	615
1232164-2	43	615
1232165-9	43	615
	43	617
1232166-7	43	615
1232173-3	43	615
	43	617
1232175-8	43	601
	43	607
	43	613
	43	615
1232189-9	43	615
1232194-9	43	615
1232220-2	41	551
(1232227)	43	625
1232247-5	43	587
	43	589
	43	593
	43	599
	43	605
	43	611
1232377-0	43	615
	43	617
1232383-8	43	585
	43	589
	43	595
	43	597
	43	603
	43	605
	43	609
(1232384)	43	585
	43	595
	43	597
(1232389)	43	585
1232398-6	43	575
	43	593
	43	597
	43	603
	43	609
1232401-8	43	585
	43	593
	43	597
1232402)	43	585
	43	593
	43	597
	43	603
	43	609
1232411-7	43	575
1232426-5	43	587
	43	589
	43	595
1232428)	43	597
	43	603
1232436-4	46	767
1232457-0	43	615
	43	617
1232507-2	43	623
	43	629
1232520-5	43	625
	43	631
* 1232544-5		
(1232575)	43	625
1232582-5	43	631
1232595-7	43	615
	43	617
1232598-1	43	585
	43	589
	43	595
	43	597
	43	603
	43	605
	43	609
	43	611
1232605-4	43	615
	43	617
1232616-1	43	585
	43	589
	43	595
	43	597
	43	599
	43	603
	43	605
	43	609
	43	611
1232625-2	43	575
1232637-7	43	575
	43	639
1232644-3	43	625
	43	629
* 1232645-0		
1232646-8	43	625
(1232649)	41	559
1232682-3	43	615
1232683-1	43	615
(1232720)	43	617
1232722-7	46	767
1232733-4	46	767
1232736-7	45	753
	45	755
1232740-9	43	585
	43	589
	43	595
	43	597
	43	603
	43	605

*)Standard part, occurs elsewhere in this catalogue. /Standardartikel, förekommer på flera sidor i denna katalog.

NUMERICAL REGISTER

NUMMERREGISTER

Part No. / Artikel nr	Gr / Gr	Page / Sida
	43	609
	43	611
(1232742)	43	593
(1232743)	43	593
1232747-4	43	593
1232771-4	46	767
1232772-2	46	767
1232789-6	45	751
1232890-2	43	607
	43	613
1232892-8	43	599
	43	605
	43	611
(1232898)	43	601
	43	613
1232899-3	43	599
	43	605
	43	611
1232912-4	41	559
1232951-2	43	599
	43	607
	43	611
(1232952)	43	601
	43	611
(1232955)	43	597
	43	609
1232972-8	43	583
1232973-6	43	599
	43	605
	43	611
1232974-4	43	599
	43	607
	43	611
1232975-1	43	599
1232976-9	43	599
	43	607
	43	611
(1232978)	43	599
1232990-0	43	599
	43	605
	43	611
1232992-6	43	599
	43	605
	43	611
1232993-4	43	599
	43	605
	43	611
(1232996)	43	593
1233001-5	43	647
(1233009)	43	661
	43	689
1233016-3	43	661
1233018-9	43	653
	43	661
	43	663
	43	689
	43	691
1233019-7	43	653
	43	661
	43	663
	43	689
	43	691
1233021-3	43	661
1233024-7	43	651
	43	657
	43	661
	43	691
	43	693
	43	695
1233025-4	43	651
	43	657
	43	661
	43	697
1233026-2	43	651
	43	655
	43	657
	43	689
	43	691
	43	695
	43	697
1233028-8	43	661
	43	691
	43	693
1233029-6	43	691
	43	693
1233031-2	43	653
	43	661
	43	691
1233035-3	43	653
	43	661
	43	691
1233036-1	43	653
	43	661
	43	691
	43	697
1233037-9	43	661
	43	691
	43	697
1233041-1	43	661
	43	693
1233049-4	43	651
	43	655
	43	657
1233050-2	43	651
	43	655
	43	657
	43	695
1233053-6	43	655
	43	657
1233060-1	43	651
1233061-9	43	657
1233064-3	43	643
	43	647
	43	671
	43	677
	43	681
	43	685
1233066-8	43	651
1233068-4	43	651
1233069-2	43	651
1233071-8	43	651
1233074-2	43	651
(1233076)	43	657
1233081-7	43	655
(1233083)	43	655
1233084-1	43	655
1233087-4	43	655
1233089-0	43	655
	43	695
(1233090)	43	655
1233091-6	43	655
1233092-4	43	655
1233093-2	43	655
1233098-1	43	643
	43	647
	43	653
	43	671
	43	677
	43	681
	43	685
1233102-1	43	651
1233103-9	43	651
1233104-7	43	651
1233105-4	43	651
1233106-2	43	651
1233107-0	43	651
1233108-8	43	651
1233109-6	43	651
1233110-4	43	651
1233111-2	43	651
(1233112)	43	647
1233116-1	43	643
	43	649
	43	671
	43	677
	43	681
	43	687
1233117-9	43	643
	43	649
	43	671
	43	677
	43	681
	43	687
1233121-1	43	643
	43	649
	43	671
	43	677
	43	681
	43	687
1233124-5	43	643
	43	649
1233129-4	43	653
1233132-8	43	653
1233134-4	43	653
(1233137)	43	643
	43	647
	43	669
	43	675
	43	679
	43	685
1233138-5	43	643
	43	647
1233139-3	43	643
	43	647
	43	669
	43	679
1233141-9	43	643
	43	647
	43	671
	43	675
	43	681
	43	685
1233144	43	649
(1233165)	43	665
	43	699
	43	705
	43	711
	43	717
	43	723
1233166-6	43	665
1233172-4	43	665
1233174-0	43	665
1233176-5	43	665
	43	701
	43	707
	43	713
	43	719
1233180-7	43	665
1233196-3	43	667
(1233197)	43	667
1233198-9	43	667
	43	701
	43	707
	43	713
	43	721
	43	725
1233199-7	43	667
1233203-7	43	667
	43	703
	43	709
	43	715
	43	721
	43	725
1233204-5	43	667
	43	703
	43	709
	43	715
	43	721
	43	725
1233205-2	43	667
	43	703
	43	709
	43	715
	43	721
	43	725
1233207-8	43	667
1233210-2	43	667
(1233214)	43	649
(1233220)	43	649
1233221-9	43	645
	43	649
(1233222)	43	645
	43	649
1233223-5	43	645
	43	649
1233226	43	655
	43	663
1233227-6	43	655
1233231-8	43	661
1233232-6	43	657
	43	661
1233233-4	43	661
1233234-2	43	655
1233240-9	43	651
1233245-8	43	653
1233247-4	43	651
	43	661
1233248-2	43	661
1233255-7	43	661
1233260-7	43	651
1233264-9	43	665
1233270-6	43	663
	43	689
1233274-8	43	651
1233275-5	43	651
1233282-1	43	667
	43	699
	43	705
	43	711
1233286-2	43	665
1233291-2	43	651
(1233292)	43	643
	43	649
1233294-6	43	643
	43	649
(1233300)	43	661
1233301-9	43	661
1233302-7	43	661
1233303-5	43	661
1233305-0	43	655
	43	657
1233306-8	43	651
1233312-6	43	645
	43	649
1233313-4	43	645
	43	649
1233314-2	43	645
	43	649
1233321-7	43	643
	43	647
(1233322)	43	647
1233325-8	43	667
1233326-6	43	667
1233328-2	43	647
	43	669
	43	675
	43	679
	43	685
1233336-5	43	643
	43	647
1233337-3	43	643
	43	647
1233342-3	43	643
1233344-9	43	651
(1233351)	43	653
1233355-5	43	653
(1233360)	43	651
1233363-9	43	655
1233364-7	43	653
1233372-0	38	529
	43	583
(1233374)	43	643
	43	647
1233376-1	43	643
	43	647
1233379-5	43	647
1233380-3	43	645
	43	649
1233384-5	43	643
	43	647

*)Standard part, occurs elsewhere in this catalogue. /Standardartikel, förekommer på flera sidor i denna katalog.

NUMERICAL REGISTER

NUMMERREGISTER

Part No. Artikel nr	Gr Gr	Page Sida
1233385-2	43	665
1233386-0	43	665
	43	667
(1233387)	43	643
	43	665
(1233389)	43	647
	43	665
1233390-2	43	647
(1233391)	43	647
1233394-4	43	643
	43	647
1233397-7	43	651
1233402-5	43	653
1233403-3	43	643
	43	649
1233404-1	43	643
	43	649
1233406-6	43	653
(1233410)	43	643
1233411-6	43	661
1233414-0	43	643
1233415-7	43	643
	43	649
	43	671
	43	677
	43	681
	43	687
1233417-3	43	643
	43	649
1233756-4	43	587
	43	591
	43	601
	43	607
	43	613
1234048-5	37	525
1234066-7	37	515
1234067-5	37	515
1234217-6	86	1141
	87	1169
1234222-6	87	1155
1234223-4	87	1155
1234224-2	87	1155
1234229-1	87	1157
1234254-9	38	529
1234255-6	38	529
1234256-4	38	529
1234263-0	37	525
1234264-8	37	525
1234286-1	88	1209
1234326-5	32	397
	32	399
	32	401
1234348-9	87	1155
	87	1161
1234376-0	88	1211
1234385-1	35	435
1234386-9	43	729
1234477-6	87	1149
1234490-9	38	529
1234517-9	27	359
	87	1151
	87	1157
1234518-7	37	519
	87	1151
1234520-3	87	1149
1234521-1	87	1149
1234531	37	521
1234532-8	37	521
1234568-2	37	515
1234596-3	38	529
1234599-7	36	475
1234606-0	87	1163
1234642-5	38	543
1234673-0	35	437
1234674-8	35	437
1234694-6	87	1167
1234702-7	36	461
	37	519
1234711-8	88	1207
(1234754)	36	479
1234764-7	35	441
(1234765)	87	1163
1234770-4	36	475
1234808	87	1149
1234810-8	87	1167
	87	1171
	87	1175
1234822-3	36	479
1234885-0	87	1155
1234909-8	87	1155
	87	1159
1234966-8	37	519
1235001-3	37	515
1235064-1	36	479
(1235067)	36	475
1235069-0	87	1157
1235091-4	37	505
	84	1001
1235092-2	36	477
1235101-1	37	505
	84	1001
1235176-3	35	437
1235196-1	87	1159
1235197-9	87	1159
(1235198)	87	1159
1235207-6	87	1171
1235210-0	87	1171
1235237-3	27	351
	27	355
	27	357
	41	553
1235238-1	27	351
	27	355
	27	357
	41	553
1235267-0	37	521
1235268-8	36	473
1235274-6	37	515
(1235288)	32	403
1235324-9	38	539
1235336-3	31	391
1235339-7	36	471
1235354-6	35	441
1235419-7	37	525
1235449-4	36	449
1235450-2	36	449
1235463-5	37	519
1235627-5	37	519
1235719-0	31	389
1235780-2	31	391
1235803-2	38	529
1235804-0	38	529
1235805-7	38	529
1235806-5	38	541
1235893-3	36	475
1235996-4	36	475
1239516-6	43	691
1239517-4	43	691
	43	695
1239518-2	43	691
1239519-0	43	657
	43	691
	43	693
	43	697
1239521-6	43	691
1239525-7	43	657
	43	693
1239528-1	43	657
(1239529)	43	657
1239532-3	43	653
1239534-9	43	651
1239535-6	43	655
(1239536)	43	655
1239537-2	43	655
1239540-6	43	655
1239541-4	43	655
1239542-2	43	655
1239546-3	43	653
1239550-5	43	651
1239554-7	43	653
1239555-4	43	653
1239557-0	43	699
	43	705
	43	711
	43	717
	43	723
1239558-8	43	699
	43	705
	43	711
	43	717
	43	719
	43	723
1239559-6	43	701
	43	705
	43	707
	43	713
	43	717
	43	719
	43	723
1239560-4	43	701
	43	707
	43	713
	43	719
	43	725
1239563-8	43	701
	43	703
	43	707
	43	709
	43	713
	43	715
	43	719
	43	721
	43	725
	43	727
1239564-6	43	701
	43	707
	43	713
	43	719
	43	725
1239566-1	43	701
	43	707
	43	713
	43	719
	43	725
1239568-7	43	701
	43	707
	43	713
	43	721
	43	725
1239569-5	43	667
	43	701
	43	707
	43	713
	43	721
	43	725
1239570-3	43	703
	43	707
	43	713
	43	721
(1239572)	43	699
	43	705
	43	711
	43	717
1239574-5	43	699
	43	705
	43	711
	43	717
1239576-0	43	671
	43	677
1239577-8	43	671
	43	677
	43	683
	43	687
1239578-6	43	645
	43	649
	43	671
	43	677
	43	683
	43	687
1239581-0	43	671
	43	677
	43	683
	43	687
1239582-8	43	645
	43	649
	43	671
	43	673
	43	677
	43	683
	43	687
1239583-6	43	671
	43	677
1239584-4	43	673
	43	677
	43	683
	43	687
1239585-1	43	673
	43	677
	43	683
	43	687
1239586-9	43	703
	43	705
	43	709
	43	715
	43	717
	43	721
	43	723
	43	727
1239589-3	43	703
	43	709
	43	715
	43	721
	43	725
1239594-3	43	699
	43	705
	43	711
	43	717
	43	723
1239595-0	43	699
	43	705
	43	711
	43	717
	43	723
(1239637)	43	669
	43	679
1239640-4	43	647
1239649-5	43	701
	43	707
1239653-7	43	701
	43	707
	43	713
	43	719
	43	725
1239658-6	43	671
	43	677
	43	681
	43	687
1239662-8	43	671
	43	677
	43	681
	43	687
1239669-3	43	651
1239673-5	43	689
(1239679)	43	671
1239680-0	43	681
1239683-4	43	645
	43	649
	43	671
	43	677
	43	681
	43	687
1239685-9	43	679
1239686-7	43	669
	43	675
	43	679
	43	685
(1239687)	43	679
(1239689)	43	669
	43	675
	43	679

*)Standard part, occurs elsewhere in this catalogue. /Standardartikel, förekommer på flera sidor i denna katalog.

NUMERICAL REGISTER

NUMMERREGISTER

Part No. Artikel nr	Gr Gr	Page Sida
	43	685
1239690-9	43	669
	43	675
	43	679
	43	685
1239691-7	43	669
	43	675
	43	679
	43	685
1239696-6	43	695
1239698-2	43	671
	43	677
	43	681
	43	687
1239699-0	43	671
	43	677
	43	681
	43	687
1239705-5	43	689
1239706-3	43	695
1239709-7	43	695
1239710-5	43	695
1239711-3	43	695
1239712-1	43	695
1239713-9	43	695
1239722-0	43	695
1239723-8	43	691
	43	693
	43	695
1239724-6	43	695
1239726-1	43	695
1239727-9	43	695
(1239728)	43	697
1239729-5	43	695
1239730-3	43	697
1239731-1	43	697
(1239732)	43	695
1239733-7	43	697
1239734-5	43	697
1239735-2	43	697
1239736-0	43	697
1239737-8	43	697
1239738-6	43	697
1239741-0	43	651
1239744-4	43	671
	43	677
	43	681
	43	685
1239745-1	43	651
1239746-9	43	671
	43	677
1239750-1	43	671
	43	677
	43	681
	43	687
1239752-7	43	691
1239756-8	43	693
1239759-2	43	655
1239760-0	43	657
1239761-8	43	657
1239762-6	43	657
	43	697
1239763-4	43	657
1239764-2	43	657
1239766-7	43	657
	43	695
1239767-5	43	653
1239770-9	43	651
1239771-7	43	655
1239772-5	43	655
1239773-3	43	655
1239774-1	43	655
1239775-8	43	655
1239776-6	43	655
1239777-4	43	655
1239778-2	43	655
1239780-8	43	653
1239781-6	43	653
1239782-4	43	651
1239784-0	43	651
1239785-7	43	651
1239788-1	43	653
1239789-9	43	653
1239792-3	43	699
	43	705
	43	711
	43	717
1239819-4	43	699
	43	705
	43	711
	43	717
	43	723
1239821-0	43	671
	43	677
	43	683
	43	687
1239822-8	43	683
1239823-6	43	677
	43	683
	43	687
1239824-4	43	683
	43	687
1239825-1	43	671
	43	677
	43	683
	43	687
1239826-9	43	669
	43	675
	43	681
	43	685
(1239827)	43	669
	43	681
(1239828)	43	669
	43	675
	43	681
	43	685
1239829-3	43	669
	43	675
	43	681
	43	685
1239831-9	43	651
1239832-7	43	671
	43	677
	43	681
	43	685
1239834-3	43	671
	43	677
	43	681
	43	687
1239835-0	43	671
	43	677
	43	681
	43	687
1239846-7	43	689
1239847-5	43	695
1239848-3	43	695
1239849-1	43	695
1239850-9	43	695
1239854-1	43	695
1239855-8	43	697
1239856-6	43	695
1239857-4	43	697
1239858-2	43	697
1239859-0	43	697
1239863-2	43	655
1239864-0	43	655
1239865-7	43	653
1239866-5	43	653
1239877-2	43	695
1239880-6	43	671
	43	677
	43	681
	43	687
1239881-4	43	653
1239882-2	43	669
	43	675
	43	679
	43	685
1239883-0	43	669
	43	675
	43	679
	43	685
1239884-8	43	643
	43	669
	43	675
	43	679
	43	685
1239885-5	43	671
	43	677
	43	681
	43	687
1239890-5	43	689
1239892-1	43	691
	43	693
	43	695
1239894-7	43	691
	43	693
1239895-4	43	691
1239896-2	43	655
1239898-8	43	651
	43	689
1239901-0	43	689
	43	691
1239903-6	43	689
1239905-1	43	695
1239907-7	43	695
(1239909)	43	695
1239911-9	43	689
1239913-5	43	695
1239915-0	43	689
1239916-8	43	689
(1239917)	43	695
1239920-0	43	655
1239922-6	43	691
1239926-7	43	683
1239928-3	43	671
	43	677
	43	681
	43	687
1239930-9	43	671
	43	675
	43	681
	43	685
1239932-5	43	671
	43	675
1239933-3	43	647
	43	681
1239934-1	43	681
	43	685
1239936-6	43	671
	43	677
	43	681
	43	685
1239937-4	43	651
1239938-2	43	665
	43	699
	43	705
	43	711
	43	717
	43	723
1239939-0	43	665
	43	699
	43	705
	43	711
	43	717
	43	723
1239944-0	43	697
1239945-7	43	655
1239946-5	43	655
1239948-1	43	671
	43	677
1239952-3	43	683
	43	687
1239953-1	43	683
1239960-6	43	671
	43	677
	43	681
	43	687
1239961-4	43	671
	43	677
	43	681
	43	687
1239962-2	43	689
(1239964)	43	669
	43	699
1239968-9	43	695
1239969-7	43	689
1239970-5	43	653
(1239975)	43	679
	43	711
(1239977)	43	669
	43	675
	43	679
	43	685
1239990-3	43	691
	43	693
	43	695
	43	697
1239992-9	43	697
1240652-6	85	1057
	85	1061
	85	1065
	85	1069
	85	1073
	85	1079
	85	1085
	85	1093
1240653-4	85	1057
	85	1061
	85	1065
	85	1069
	85	1073
	85	1079
	85	1085
	85	1093
1240654-2	85	1057
	85	1061
	85	1065
	85	1069
	85	1073
	85	1079
1240655-9	85	1057
	85	1061
	85	1065
	85	1069
	85	1073
	85	1079
1240666-6	85	1125
1240860-5	85	1129
1240914-0	85	1057
	85	1061
	85	1065
	85	1069
	85	1073
	85	1075
1240916-5	85	1057
	85	1061
	85	1065
	85	1069
	85	1073
	85	1075
1240935	85	1019
	85	1027
	85	1059
	85	1067
1240939	85	1027
	85	1067
1240963-7	85	1019
	85	1027
1241103-9	85	1057
	85	1061
	85	1065
	85	1069
	85	1073
	85	1075
1241119-5	85	1057
	85	1061
	85	1065
	85	1069
	85	1073

*)Standard part, occurs elsewhere in this catalogue. /Standardartikel, förekommer på flera sidor i denna katalog.

NUMERICAL REGISTER

NUMMERREGISTER

Group / Grupp 03

Page / Sida 51

Part No. / Artikel nr	Gr / Gr	Page / Sida
	85	1075
1241311-8	85	1129
1241937-0	88	1225
1241938-8	88	1227
1241941-2	85	1133
1241968-5	85	1019
	85	1027
	85	1059
	85	1067
1241969-3	85	1027
	85	1067
1241978-4	85	1019
	85	1027
1241997-4	85	1057
	85	1061
	85	1065
	85	1069
	85	1073
	85	1075
1242087-3	85	1041
	85	1051
	85	1081
	85	1091
1242089-9	85	1041
	85	1081
1242091-5	85	1041
	85	1051
1242154-1	85	1057
	85	1061
	85	1065
	85	1069
	85	1073
	85	1079
	85	1083
	85	1087
	85	1091
1242156-6	85	1057
	85	1061
	85	1065
	85	1069
	85	1073
	85	1079
1242157-4	85	1085
	85	1093
1242159-0	85	1085
	85	1093
1242173-1	85	1085
	85	1093
1242181-4	85	1085
	85	1093
1242189-7	85	1085
	85	1093
1242232-5	88	1225
1242233-3	88	1225
1242235-8	88	1227
1242236-6	88	1229
1242354-7	85	1125
1242355-4	85	1125
1242357-0	85	1127
1242576-5	85	1083
	85	1087
1242579-9	85	1083
	85	1087
1242582-3	85	1083
	85	1087
1242586-4	85	1083
	85	1087
1242590-6	85	1083
	85	1089
(1242639)	85	1041
	85	1047
	85	1081
	85	1087
(1242640)	85	1041
	85	1047
	85	1081
	85	1087
1242641-7	85	1041
	85	1081
1242642-5	85	1041
	85	1081
1242643-3	85	1041
	85	1047
1242644-1	85	1041
	85	1047
1242875-1	85	1109
1242876-9	85	1109
1242927-0	85	1083
	85	1087
	85	1093
1242931-2	85	1083
	85	1089
	85	1093
1242941-1	85	1083
	85	1087
	85	1093
1242945-2	85	1083
	85	1087
	85	1093
1242946-0	85	1083
	85	1087
	85	1093
1243657-2	37	515
1244006-1	88	1231
	88	1233
	88	1235
	88	1237
1244007-9	88	1231
	88	1233
	88	1235
	88	1237
1244008-7	88	1231
	88	1233
	88	1235
	88	1237
1244009-5	88	1231
	88	1233
	88	1235
	88	1237
1244010-3	88	1217
1244011-1	88	1217
1244013-7	88	1217
1244076-4	85	1099
	85	1101
1244077-2	85	1099
	85	1101
1244078-0	85	1099
	85	1101
1244079-8	85	1099
	85	1101
1244118-4	85	1105
1244119-2	85	1105
1244120-0	88	1221
1244121-8	88	1221
1244122-6	88	1221
1244123-4	88	1221
1244124-2	88	1221
1244125-9	88	1221
1244126-7	88	1221
1244127-5	88	1221
1244128-3	88	1221
1244129-1	88	1221
1244132-5	88	1223
1244133-3	88	1223
1244134-1	88	1223
1244135-8	88	1223
1244136-6	88	1223
1244137-4	88	1223
1244138-2	88	1223
1244139-0	88	1223
1244140-8	88	1223
1244141-6	88	1223
1244142-4	88	1221
1244143-2	88	1221
1244144-0	88	1221
1244145-7	88	1221
1244146-5	88	1221
1244147-3	88	1221
1244148-1	88	1221
1244149-9	88	1221
1244150-7	88	1221
1244151-5	88	1221
1244164-8	85	1105
1244165-5	85	1105
1244166-3	85	1105
1244167-1	85	1105
1244168-9	85	1105
1244169-7	85	1105
1244213-3	85	1115
1244214-1	85	1115
1244215-8	85	1115
1244216-6	85	1115
1244217-4	85	1121
1244218-2	85	1121
1244219-0	85	1121
1244220-8	85	1121
1244221-6	85	1121
1244228-1	85	1103
(1244320)	88	1235
(1244353)	88	1235
(1244354)	88	1237
1244372-7	85	1069
	85	1073
	85	1075
1244373-5	85	1069
	85	1073
	85	1079
1244374-3	85	1069
	85	1073
	85	1079
1244375-0	85	1079
1244376-8	85	1069
	85	1073
	85	1079
1244397-4	85	1103
1244404-8	88	1217
(1244424)	88	1233
1244479-0	88	1217
1244480-8	88	1217
1244481-6	88	1217
1244483-2	88	1217
1244574-8	85	1115
1244575-5	85	1115
1244576-3	85	1115
1244577-1	85	1115
1244578-9	85	1115
1244701	88	1217
1244703-3	88	1217
1244704	88	1217
1244730-6	85	1099
	85	1101
1244731-4	85	1099
	85	1101
1244732-2	85	1099
	85	1101
1244733-0	85	1099
	85	1101
1244734-8	85	1101
(1244770)	88	1219
1244771-0	88	1233
1244811-4	88	1221
	88	1223
1244812-2	88	1221
	88	1223
1244813-0	88	1221
	88	1223
1244814-8	88	1221
	88	1223
1244815-5	88	1221
	88	1223
1244829-6	85	1109
1244911-2	85	1103
1244912-0	85	1103
1244916-1	85	1103
1244917-9	88	1219
1244932-8	84	1007
1244933-6	84	1007
1244944-3	84	1007
1244964-1	84	1007
1244965-8	84	1007
1244971-6	85	1105
1244972-4	85	1107
1244973-2	85	1105
1244974-0	85	1107
1244975-7	85	1105
1244976-5	85	1107
1244977-3	85	1107
1244978-1	85	1107
1244979-9	85	1107
1244980-7	85	1107
1246034-1	84	979
1246038-2	84	979
	84	981
1246040-8	86	1139
1246043-2	86	1139
1246094-5	36	461
	87	1169
	87	1171
	87	1177
1246109-1	87	1165
1246110-9	87	1165
1246111-7	87	1165
1246112-5	87	1165
1246114-1	83	957
	83	961
1246115-8	83	957
1246116-6	83	957
	83	961
1246117-4	83	957
	83	961
1246119-0	83	957
	83	961
1246120-8	83	957
1246121-6	83	957
	83	961
1246122-4	83	957
	83	961
1246124-0	83	937
	83	943
1246125-7	83	937
	83	943
1246126-5	83	937
	83	943
1246127-3	83	937
	83	943
1246129-9	83	937
	83	943
1246130-7	83	937
	83	943
1246131-5	83	937
	83	943
1246132-3	83	937
	83	943
(1246161)	81	911
1246162-0	81	911
1246163-8	81	911
1246172-9	81	903
(1246175)	81	905
(1246189)	81	911
	81	917
(1246190)	81	911
	81	917
1246222-2	81	903
1246228-9	81	907
	81	909
1246229-7	81	907
	81	909
1246248-7	84	979
1246256-0	88	1213
1246257-8	88	1213
1246304-8	84	979
1246341-0	36	463
	36	465
1246342-8	36	461
1246363-4	84	999
(1246375)	81	915
1246377-4	86	1137

*)Standard part, occurs elsewhere in this catalogue. /Standardartikel, förekommer på flera sidor i denna katalog.

NUMERICAL REGISTER

NUMMERREGISTER

Part No. Artikel nr	Gr Gr	Page Sida
	86	1139
1246381-6	83	955
	83	959
1246389-9	86	1145
1246406-1	82	927
1246407-9	84	1009
1246408-7	84	1009
1246435-0	83	951
	83	953
1246461-6	83	965
1246465-7	83	937
1246466-5	83	937
1246471-5	83	949
1246472-3	83	949
1246522-5	23	239
1246561-3	83	955
	83	959
1246566-2	82	929
	82	931
1246585-2	86	1137
1246598-5	84	985
	84	993
1246599-3	84	983
	84	985
	84	987
	84	993
1246627-2	84	983
	84	987
	84	991
	84	995
1246628-0	84	983
	84	987
	84	991
	84	995
1246629-8	84	983
	84	987
	84	991
	84	995
1246630-6	84	983
	84	987
	84	991
	84	995
1246631-4	84	983
	84	987
	84	991
	84	995
1246632-2	84	983
	84	987
	84	991
	84	995
1246647-0	84	983
	84	987
1246650-4	83	951
	83	953
1246660-3	86	1137
1246661-1	84	1009
1246705-6	84	983
	84	987
	84	991
	84	995
1246706-4	84	983
	84	987
	84	991
	84	995
1246707-2	84	983
	84	987
	84	991
	84	995
1246708-0	84	983
	84	987
	84	991
	84	995
1246709-8	84	983
	84	987
	84	991
	84	995
1246750-2	83	951
1246751-0	84	983
	84	987
	84	991
	84	995
1246752-8	84	983
	84	987
	84	991
	84	995
1246753-6	84	983
	84	987
	84	991
	84	995
1246754-4	84	983
	84	987
	84	991
	84	995
1246755-1	84	983
	84	987
	84	991
	84	995
1246841-9	83	951
	83	953
1246850-0	82	927
1246952-4	88	1213
1246953-2	88	1213
1246954-0	89	1245
1246966-4	89	1245
1247020-9	84	983
	84	991
1247021-7	84	983
	84	991
1247023-3	84	983
	84	991
1247031-6	84	985
1247032-4	84	985
1247033-2	84	985
1247138-9	84	985
	84	993
1247139-7	84	985
	84	993
1247144-7	84	985
1247150-4	84	985
1247151-2	84	985
1247163-7	84	983
	84	987
	84	991
	84	995
1247164-5	84	983
	84	987
	84	991
	84	995
1247171-0	31	389
	31	391
(1247199)	84	983
	84	991
1247210-6	86	1137
1247214-8	86	1137
1247216-3	86	1137
(1247235)	86	1139
1247237-9	86	1139
(1247248)	86	1139
1247270-0	82	929
1247285-8	82	929
1247291-6	86	1139
(1247320)	36	461
(1247321)	36	461
1247326-0	36	461
1247342-7	82	927
	85	1115
1247348-4	83	937
	83	943
1247364-1	83	937
	83	943
1247365-8	83	937
	83	943
1247366-6	83	937
	83	943
1247367-4	83	937
	83	943
1247376-5	83	939
	83	945
1247377-3	83	939
	83	945
1247378-1	83	939
	83	945
1247379-9	83	939
	83	945
1247380-7	83	939
	83	945
1247381-5	83	939
	83	945
1247382-3	83	939
	83	945
1247383-1	83	939
	83	945
1247384-9	83	939
	83	945
1247385-6	83	939
	83	945
1247386-4	83	939
	83	945
1247387-2	83	939
	83	945
1247491-2	83	951
1247492-0	83	951
1247534-9	81	905
1247535-6	81	905
1247572-9	88	1213
1247604-0	83	939
	83	945
1247644-6	89	1249
	89	1251
1247706-3	81	903
1247708-9	84	985
	84	993
1247730-3	88	1213
1247731-1	88	1213
1247732-9	88	1213
1247733-7	36	461
	82	925
1247805-3	36	455
	36	457
1247814-5	83	973
	89	1249
	89	1251
(1247849)	89	1249
1247853-3	81	911
	81	915
1247854-1	81	911
	81	915
1247885-5	83	937
	83	943
1247886-3	83	937
	83	943
1247924-2	84	1009
1247925-9	84	1009
1247949-9	89	1245
1247965-5	85	1129
1247995-2	84	1001
1248515-7	89	1241
1254005-0	84	1001
1254034-0	89	1249
	89	1251
1254041-5	82	925
1254042-3	82	925
1254055-5	81	911
	81	915
1254057-1	83	951
	83	953
1254114-0	83	951
	83	955
	83	959
(1254115)	83	951
	83	955
	83	959
1254117-3	88	1213
(1254122)	83	935
(1254123)	83	935
1254126-4	81	907
1254130-6	81	907
1254134-8	81	911
1254135-5	81	917
1254136-3	81	917
1254166-0	81	911
1254167-8	81	911
1254249-4	81	903
1254250-2	81	903
1254275-9	83	937
	83	943
1254319-5	84	993
	84	997
1254320-3	84	993
	84	997
1254323-7	83	937
1254345-0	83	937
	83	943
1254346-8	88	1237
1254351-8	81	903
1254390-6	86	1143
1254444-1	84	1001
1254445-8	23	239
1254446-6	23	239
1254459-9	81	913
	81	917
1254461-5	23	239
1254475-5	88	1213
1254477-1	88	1213
1254511-7	83	955
1254512-5	83	955
1254518-2	81	903
1254530-7	81	903
1254531-5	81	903
1254532-3	81	903
1254539-8	83	945
1254540-6	83	945
1254559-6	84	983
	84	991
1254560-4	84	983
	84	991
1254561-2	84	983
	84	991
1254562-0	84	983
	84	991
1254597-6	82	927
1254606-5	23	239
1254634-7	84	1001
1254635-4	84	1001
1254638-8	84	1001
1254639-6	84	1001
1254679-2	84	1001
(1254680)	82	925
1254707-1	83	973
1254712-1	84	1001
1254716-2	84	1001
1254720-4	23	233
	23	235
1254747-7	82	925
1254748-5	82	925
(1254749)	83	939
	83	945
1254757-6	83	973
1254758-4	83	973
1254797-2	84	1001
1254810-3	86	1141
1254813-7	82	925
1254822-8	81	907
1254823-6	81	907
1254825-1	81	909
1254848-3	84	985
	84	987
	84	991
	84	995
1254916-8	83	955
	83	959
1254959-8	81	907
	81	909
(1254965)	84	985
(1254966)	84	985
1254997-8	81	905
1255000-0	84	985
	84	993
1255014-1	23	233
1255015-8	23	233

*)Standard part, occurs elsewhere in this catalogue. /Standardartikel, förekommer på flera sidor i denna katalog.

NUMERICAL REGISTER — NUMMERREGISTER

Part No. / Artikel nr	Gr / Gr	Page / Sida
1255017-4	23	233
1255018-2	23	233
	23	235
1255042-2	23	233
	23	235
(1255045)	81	913
	81	917
1255049-7	81	903
1255050-5	81	903
1255052-1	83	945
1255053-9	83	945
1255132-1	81	903
1255157-8	86	1145
1255159-4	86	1145
1255174-3	89	1243
1255175-0	83	939
1255176-8	83	939
1255179-2	83	943
1255200-6	81	903
1255202-2	86	1143
1255219-6	31	393
1255222-0	81	917
1255255-0	23	233
	23	235
1255256-8	87	1149
	87	1153
1255257-6	87	1149
	87	1153
1255261-8	87	1149
	87	1153
1255263-4	83	937
1255334-3	83	975
1255335-0	83	975
1255359-0	83	973
1255360-8	83	973
(1255383)	36	463
1255385-5	36	461
	82	925
1255392-1	81	911
1255393-9	81	911
1255394-7	81	915
1255395-4	81	915
1255422-6	23	241
1255424-2	81	917
1255425-9	81	917
1255439-0	36	461
1255444-0	83	937
1255445-7	83	937
1255451-5	23	239
1255461-4	81	903
(1255470)	83	935
(1255471)	83	935
1255512-4	81	905
1255514-0	81	905
1255525-6	86	1139
1255529-8	36	451
	36	453
1255530-6	36	451
	36	453
1255532-2	36	451
	36	453
1255561-1	89	1249
	89	1251
1255566-0	81	903
1255671-8	81	907
	81	909
1255680-9	84	999
1255681-7	84	999
1255682-5	84	999
1255683-3	84	999
1255686-6	84	999
1255687-4	84	999
1255688-2	84	999
1255689-0	84	999
1255690-8	84	999
1255691-6	84	999
1255706-2	84	999
1255707-0	84	999
1255708-8	84	999
1255725-2	84	999
1255727-8	84	999
1255768-2	83	947
1255769-0	83	947
1255770-8	83	955
	83	959
1255786-4	82	925
1255790-6	84	985
1255791-4	84	985
1255796-3	84	985
1255802-9	84	983
1255803-7	84	983
1255809-4	84	983
1255810-2	84	983
1255820-1	83	941
1255821-9	83	941
1255824-3	83	941
1255825-0	83	941
1255833-4	83	945
1255834-2	83	945
1255837-5	83	945
1255855-7	84	1009
1255856-5	84	1009
1255873-0	84	991
	84	995
1255874-8	84	991
	84	995
1255883-9	84	991
1255884-7	84	991
1255887-0	84	991
1255888-8	84	991
1255891-2	84	985
	84	989
	84	993
	84	997
1255900-1	84	1009
1255919-1	36	465
(1255928)	82	925
(1255929)	82	925
1255936-5	83	945
1255948-0	84	983
	84	987
1255959-7	84	991
	84	995
1255960-5	84	991
	84	995
1255967-0	83	945
1255968-8	83	945
1255982-9	84	1001
1255983-7	84	1001
1255984-5	84	1001
1255985-2	84	1001
1255986-0	84	1001
1255987-8	84	1001
1255988-6	89	1249
	89	1251
1255989-4	61	823
	82	925
	83	937
	83	943
	86	1143
	87	1171
1255991-0	83	941
1255992-8	83	941
1255996-9	83	937
	83	943
1255997-7	83	937
	83	943
1257005-7	21	149
1257010-7	21	149
1257011-5	21	149
1257012-3	21	149
1257014-9	26	325
1257024-8	21	147
1257030-5	21	147
1257031-3	21	147
1257038-8	21	151
1257039-6	21	151
1257040-4	21	151
1257041-2	26	327
1257048-7	21	153
(1257049)	21	153
(1257050)	21	153
1257051-1	21	149
(1257052)	21	149
1257055-2	21	149
1257056-0	21	149
1257059-4	21	149
1257061-0	21	149
1257062-8	21	149
1257063-6	21	149
1257064-4	21	149
1257065-1	21	149
1257066-9	21	149
1257067-7	21	149
1257068-5	21	149
1257069-3	21	149
1257070-1	21	149
1257071-9	21	149
1257072-7	21	149
1257073-5	21	149
1257074-3	21	149
1257075-0	21	149
1257076-8	21	149
1257077-6	21	149
1257078-4	21	149
1257079-2	21	149
1257080-0	21	149
1257088-3	21	153
1257089-1	21	153
1257090-9	21	153
(1257098)	21	153
1257100-6	21	153
1257102-2	21	153
1257104-8	21	153
1257107-1	22	169
(1257111)	22	169
1257113-9	22	169
1257114-7	22	169
1257115-4	22	169
1257116-2	22	169
1257120-4	22	169
(1257121)	22	169
1257123-8	22	169
(1257131)	22	169
1257132-9	22	169
1257134-5	22	169
1257137-8	38	531
(1257144)	23	215
(1257146)	23	215
1257147-7	23	217
1257149-3	23	215
1257150-1	23	215
1257151-9	23	215
1257152-7	23	215
1257153-5	23	215
1257156-8	23	187
1257157-6	23	187
1257166-7	21	149
	23	187
1257170-9	25	271
1257173-3	25	271
(1257174)	25	271
*) 1257176-6		
1257178-2	25	265
1257179-0	21	147
1257181-6	26	325
1257183-2	26	325
1257184-0	26	325
1257185-7	26	325
1257197-2	26	325
1257200-4	23	215
1257201-2	23	215
1257206-1	52	795
1257207-9	52	795
(1257212)	25	265
1257214-5	32	401
(1257219)	32	401
1257220-2	21	149
1257221-0	21	149
1257223-6	21	155
1257226-9	21	155
1257231-9	21	149
1257232-7	21	149
1257237-6	21	155
1257239-2	21	153
1257240-0	21	153
1257242-6	21	153
1257250-9	23	217
1257251-7	25	265
1257259-0	23	187
1257270-7	21	151
1257272-3	21	149
	21	151
1257273-1	21	153
1257276-4	21	151
1257284-8	27	347
	27	357
1257291-3	27	343
	27	345
	27	353
	27	355
	27	357
1257295-4	26	327
1257296-2	21	147
1257297-0	21	153
(1257300)	25	287
1257302-8	25	287
1257306-9	23	229
1257313-5	25	287
(1257319)	25	287
1257331-7	23	215
1257339-0	32	401
1257340-8	32	401
1257342-4	23	229
1257350-7	26	325
1257351-5	26	325
1257352-3	26	325
1257353-1	26	325
1257360-6	26	327
1257362-2	26	327
1257364-8	26	327
(1257365)	26	325
1257371-3	26	327
1257372-1	26	319
	26	327
	87	1151
1257376-2	23	219
	23	221
	23	225
	23	229
1257377-0	21	153
1257378-8	21	153
(1257379)	32	401
*) 1257380-4		
*) 1257381-2		
1257382-0	22	169
(1257383)	25	287
1257388-7	23	187
1257390-3	23	187
1257391-1	23	215
1257396-0	64	845
1257413-3	21	155
1257414-1	21	155
(1257415)	21	155
1257416-6	21	155
1257417-4	21	155
1257418-2	21	155
1257427-3	23	215
1257428-1	23	215
1257429-9	23	215
1257430-7	23	215
1257445-5	26	327
1257446-3	26	327
1257447-1	26	327
1257448-9	26	327
1257458-8	64	845
1257459-6	64	845
1257462-0	26	327
1257463-8	23	229
1257464-6	87	1183

*)Standard part, occurs elsewhere in this catalogue. /Standardartikel, förekommer på flera sidor i denna katalog.

NUMERICAL REGISTER

NUMMERREGISTER

Part No. Artikel nr	Gr Gr	Page Sida
1257466-1	87	1183
1257468-7	64	845
1257469-5	64	845
1257470-3	64	845
1257492-7	22	169
1257530-4	28	379
1257540-3	21	155
1257543-7	23	187
	23	217
1257556-9	22	169
1257558-5	32	401
1257559-3	21	155
1257565-0	25	311
1257566)	21	155
1257569-2	23	229
1257571-8	21	153
1257592-4	23	187
1257593-2	23	187
1257599-9	21	149
1257600-5	21	151
1257604-7	21	153
1257605-4	21	149
1257606-2	21	149
* 1257608-8		
1257613-8	21	149
1257627-8	21	149
1257628-6	21	149
1257630-2	23	187
* *(1257631)*		
* 1257632-8		
* 1257633-6		
1257634-4	23	187
1257639-3	23	187
	23	217
1257640-1	26	325
1257645-0	22	169
1257649-2	28	379
1257652-6	23	229
1257654-2	21	155
1257663-3	23	187
1257669-0	87	1183
1257671-6	87	1183
1257673-2	87	1183
1257675-7	23	237
1257676-5	23	237
1257677-3	23	237
1257678-1	23	237
1257679-9	23	237
1257702-9	27	347
1257706-0	26	325
1257717-7	27	357
1257718-5	27	357
1257719-3	27	357
1257721-9	27	357
1257723-5	27	357
1257725	27	357
1257726	27	357
1257727-6	27	357
1257728-4	27	347
	27	357
1257729-2	27	347
	27	357
1257730-0	27	357
1257731-8	27	357
1257741-7	23	237
1257795-3	32	401
1257808	23	187
1257809-2	23	229
1257810-0	21	149
1257811-8	21	149
1257812-6	21	149
1257813-4	21	149
1257814-2	21	149
1257815-9	21	149
1257816-7	21	153
1257834-0	27	347
1257836-5	27	347
1257837-3	27	347
1257866-2	26	329
(1257888)	28	379
1257889-4	28	379
1257899-3	23	229
(1258100)	36	475
1258120-3	35	439
1258121-1	35	439
(1258124)	35	439
1258125-2	35	439
1258152-6	37	487
(1258159)	31	393
1258183-1	37	515
1258211-0	87	1167
	87	1171
	87	1175
1258212-8	87	1167
	87	1171
	87	1175
1258213-6	87	1167
	87	1171
	87	1175
1258214-4	87	1167
	87	1171
	87	1175
1258255-7	87	1149
1258325-8	38	541
1258326-6	38	541
1258327-4	38	541
1258328-2	38	541
1258329-0	38	541
1258330-8	38	541
1258358-9	87	1149
1258363-9	31	389
	31	391
1258366	37	521
(1258370)	87	1149
1258372-0	87	1151
1258374-6	87	1151
1258376-1	87	1157
1258467-8	36	479
1258476-9	35	435
1258492-6	36	477
1258493-4	36	477
1258494-2	36	477
1258497-5	36	477
1258502-2	36	477
(1258505)	43	615
1258620-2	38	529
(1258659)	87	1167
	87	1175
1258928-9	36	475
1258940-4	38	541
1258943-8	38	541
* 1258948-7		
1258953-7	37	525
1258957	37	521
1258958-6	36	469
1258960-2	36	469
(1259000)	88	1207
(1259001)	88	1207
1259018-8	88	1207
(1259024)	88	1211
1259027-9	88	1209
1259028-7	88	1209
1259033-7	88	1211
1259041-0	88	1207
1259050-1	88	1207
1259051-9	88	1207
(1259056)	88	1209
1259057-6	88	1209
(1259062)	88	1209
(1259069)	88	1209
(1259086)	88	1209
(1259087)	88	1209
1259233-3	88	1207
1259235-8	88	1207
1259237-4	88	1207
1259239-0	87	1149
	87	1153
(1259247)	88	1211
1259250-7	35	433
1259251-5	35	433
(1259260)	35	435
(1259261)	35	435
(1259262)	35	435
(1259263)	35	435
1259264-8	27	353
	27	355
	27	357
1259307-5	87	1149
1259314-1	36	479
(1259325)	87	1155
1259337-2	88	1211
1259389-3	37	515
1259404-0	35	433
1259405-7	35	433
1259459-4	37	501
1259465-1	37	501
1259468-5	37	501
1259470-1	37	499
1259471-9	37	499
1259472-7	37	499
1259473-5	37	499
1259475-0	37	499
1259478-4	37	519
1259480-0	87	1161
	87	1163
1259482-6	37	519
1259483-4	37	519
1259484-2	37	519
1259485-9	37	519
	83	941
1259492-5	37	505
1259493-3	37	505
1259505-4	88	1211
1259506-2	88	1211
(1259509)	88	1211
(1259510)	88	1213
(1259511)	88	1213
(1259512)	88	1211
(1259513)	88	1211
(1259514)	88	1213
1259515-3	88	1211
1259532-8	37	497
1259533-6	31	393
1259556-7	87	1167
	87	1171
	87	1175
1259559-1	32	405
	32	407
1259562-5	32	405
1259563-3	32	405
1259564-1	32	405
1259569-0	32	405
1259570-8	32	405
	32	411
1259571-6	32	405
	32	411
1259572-4	32	403
1259579-9	32	403
1259580-7	32	401
1259581-5	87	1151
1259585-6	87	1149
1259586-4	87	1149
1259587-2	87	1149
1259588-0	87	1149
1259589-8	87	1149
	87	1153
1259609-4	87	1175
1259610-2	87	1175
1259658-1	88	1211
1259660-7	88	1211
1259708-4	43	729
1259710-0	37	521
1259719-1	88	1211
1259727-4	31	391
	31	393
1259730-8	88	1211
1259731-6	88	1211
1259737-3	38	543
1259751-4	38	533
	38	537
1259755-5	38	533
1259756-3	38	533
1259757-1	38	533
1259759-7	38	533
1259760-5	38	533
1259761-3	38	533
1259766-2	38	533
	38	537
(1259767)	38	533
1259768-8	38	533
	38	537
(1259770)	38	533
	38	537
1259798-5	87	1175
1259826-4	37	517
1259828-0	35	435
	37	517
1259829-8	37	517
1259830-6	37	517
1259831-4	37	517
1259841-3	87	1167
	87	1171
	87	1175
1259846-2	87	1171
(1259877)	88	1209
(1259878)	88	1209
1259879-3	88	1209
(1259880)	88	1209
1259887-6	88	1209
1259927-0	88	1209
1259928-8	88	1209
1259929-6	88	1209
1259930-4	88	1209
1259937-9	38	533
1259944-5	38	533
1259946-0	38	533
1259947-8	38	533
1259948-6	38	533
(1259950)	38	533
1259988-2	88	1211
(1259992)	31	393
1263274-1	37	519
1263275-8	37	519
1264000-9	85	1131
1264017-3	85	1133
1264019-9	85	1131
	85	1133
1264020-7	85	1099
1264063-7	85	1129
1264197-3	85	1111
1264233-6	85	1113
	85	1119
1264234-4	85	1113
	85	1119
(1264237)	88	1235
(1264238)	88	1237
1264256-7	85	1131
1264288-0	88	1223
1264289-8	88	1223
1264326-8	85	1129
(1264328)	85	1095
1264329-2	85	1107
1264332-6	88	1235
1264378-9	85	1105
1264379-7	85	1105
1264389-6	85	1107
(1264410)	85	1115
	85	1121
1264441-5	85	1099
1264450-6	88	1219
1264453-0	88	1219
1264454-8	88	1219
1264455-5	88	1219
1264456-3	88	1219
1264493-6	85	1103
1264502-4	88	1219
1264530-5	85	1095
1264531-3	85	1095
1264536-2	88	1219
1264563-6	85	1109

*)Standard part, occurs elsewhere in this catalogue. /Standardartikel, förekommer på flera sidor i denna katalog.

NUMERICAL REGISTER — NUMMERREGISTER

Part No. Artikel nr	Gr	Page Sida
1264568-5	85	1109
1264576-8	85	1109
1264578-4	85	1109
1264579-2	85	1115
1264580-0	85	1115
1264590-9	85	1131
1264593-3	85	1133
1264594-1	85	1131
1264596-6	85	1131
1264597-4	88	1223
1264603-0	85	1107
1264606-3	85	1097
1264644-4	85	1095
(1264651)	88	1219
1264664-2	43	615
	43	617
1264671-7	85	1127
	89	1249
	89	1251
1264672-5	85	1095
1264751-7	85	1115
	85	1121
1264755-8	85	1115
	85	1121
1264792-1	43	615
	43	617
	89	1249
	89	1251
1264810-1	85	1099
	85	1101
1264819-2	43	615
	43	617
1264849-9	85	1107
1264859-8	43	615
	43	617
1264871-3	88	1221
1264872-1	88	1221
1264874-7	88	1219
1264875-4	88	1219
1264877-0	85	1109
1264878-8	85	1109
1264880-4	85	1109
(1264885)	85	1029
	85	1033
	85	1035
	85	1043
1264892-9	85	1017
	85	1021
	85	1025
	85	1029
	85	1033
	85	1035
	85	1043
	85	1047
1264897-8	85	1109
1264898-6	85	1109
1264899-4	85	1109
1264900-0	85	1109
1264921-6	81	917
1264922	81	903
1264936-4	85	1099
1264959-6	85	1097
1264960-4	85	1097
1264963-8	85	1115
	85	1121
1264985-1	85	1109
1264986-9	85	1109
1264987-7	85	1109
1264991-9	86	1141
	87	1169
	88	1223
1265272-3	85	1095
1266008-0	23	247
	27	359
	28	365
	87	1197
	87	1199
1266019-7	28	363
1266020-5	28	363
1266026-2	87	1169
1266034-6	25	293
	25	295
	25	297
	25	301
(1266052)	26	317
(1266053)	26	317
1266118-7	25	287
1266191	21	115
1266193-0	21	115
1266195-5	21	115
1266196-3	21	115
1266219-3	23	207
1266286-2	22	165
	22	167
1266341-5	23	211
1266343-1	23	211
(1266360)	25	291
1266361-3	25	295
1266362-1	25	295
	25	301
1266363-9	25	293
1266383-7	23	207
1266390-2		
1266410-8	23	207
1266416-5	21	115
1266417-3	21	117
1266418-1	21	117
1266419-9	21	117
1266420-7	21	117
1266421-5	21	117
1266496-7	25	287
1266500-6	23	173
	23	175
	23	179
	23	189
	23	213
	23	215
	38	539
1266539-4	25	259
	27	359
1266547-7	23	207
1266548-5	23	207
1266549-3	23	207
(1266626)	23	225
1266663-2	21	119
	25	305
1266665-7	25	305
1266666-5	25	305
	25	307
1266667-3	25	305
1266673-1	33	421
1266710-1	25	255
	25	259
1266711-9	25	255
	25	259
1266775-4	26	329
(1266789)	26	329
1266791-1	23	219
	23	221
	23	225
(1266796)	25	253
	25	255
	25	259
1266797-8	21	117
1266808-3	23	207
1266817-4	22	165
1266826-5	23	225
1266827-3	23	219
	23	221
1266870-3	23	173
	23	175
	23	179
	23	187
	23	243
1266944-6	25	253
(1266977)	25	267
1266978-4	25	267
1266979-2	23	219
	23	223
	23	225
1267850-4	81	905
1268920-4	86	1137
1269003-8	23	213
1269005-3	23	213
1269009-5	23	213
1269030-1	23	207
1269035-0	25	253
1269037-6	23	227
(1269041)	23	173
1269082-2	21	141
1269118-4	28	369
1269143-2	21	137
1269145-7	23	209
1269152-3	28	369
1269174-7	25	269
1269182-0	32	399
1269187-9	23	185
1269191-1	28	369
	28	371
(1269194)	23	185
	23	209
1269274-5	23	213
1269275-2	23	213
(1269311)	21	139
1269319-8	23	185
1269327-1	23	185
1269332-1	23	209
1269333-9	23	209
1269335-4	27	345
1269342-0	27	339
	27	343
	27	345
1269345-3	27	345
1269347-9	25	261
1269374-3	25	261
1269389-1	28	371
1269391-7	28	371
1269396	25	261
1269405-5	25	269
1269420-4	27	353
1269448-5	25	261
1269489-9	25	307
1269493-1	25	307
1269497-2	25	307
1269500-3	25	307
1269504-5	25	307
(1269522)	25	269
1269523-5	25	269
1269552-4	25	303
1269570-6	23	227
1269647-2	27	345
1269655-5	23	213
1269679-5	25	307
1269755-3	37	507
1269770-2	33	427
1269793-4	25	269
1269808-0	23	233
(1269810)	21	135
1269818-9	23	185
1269819-7	25	261
1269852-8	23	185
1269856-9	25	261
(1269899)	21	135
1269915-3	28	369
1269940-1	23	185
1269941-9	26	321
1269959-1	23	213
1269977-3	21	137
1269978-1	21	137
1269986-4	25	261
1270000-1		
1270002-7	23	195
	23	199
1270004-3	23	195
	23	203
1270006-8	23	203
1270007-6	23	199
	23	203
1270009-2	23	195
	23	199
	23	203
1270010-0	23	203
1270011-8	23	203
1270013-4		
1270014-2	23	195
	23	203
1270016-7	23	203
1270017-5		
1270018-3	23	203
1270019-1		
1270020-9	23	203
1270021-7	23	203
1270022-5	23	203
1270025-8	23	197
	23	199
	23	205
1270026-6		
(1270027)		
1270028-2		
1270029-0	23	197
	23	205
1270030-8		
1270031-6	23	197
	23	205
1270033-2	23	197
	23	205
1270034-0	23	203
1270035-7	23	203
1270036-5	23	195
	23	203
1270037-3	23	195
	23	203
1270038-1	23	203
1270039-9	23	195
	23	203
1270040-7	23	197
	23	203
1270041-5	23	197
	23	203
1270045-6	23	205
1270048-0	23	197
	23	205
1270049-8	23	195
	23	203
1270051-4	23	197
	23	205
1270053-0	23	205
1270054-8	23	205
1270055-5	23	195
1270056-3	23	195
1270057-1	23	195
1270058-9	23	195
	23	199
1270060-5	23	195
1270065-4	23	195
1270066-2	23	195
1270067-0	23	195
	23	199
1270073-8	23	195
	23	199
1270075-3	23	197
1270076-1	23	197
1270079-5	23	195
	23	201
1270082-9	23	197
1270084-5	23	195
1270085-2	23	195
1270086-0	23	195
1270090-2	23	197
1270091-0	23	197
1270093-6	23	197
1270094-4	23	195
1270095-1	23	195
1270096-9	23	197
1270099-3	23	195
1270100-9	23	195
	23	199
1270101-7	23	195
1270102-5	23	195
1270103-3	23	197

*)Standard part, occurs elsewhere in this catalogue. /Standardartikel, förekommer på flera sidor i denna katalog.

NUMERICAL REGISTER

NUMMERREGISTER

Part No. Artikel nr	Gr Gr	Page Sida
1270104-1	23	195
1270105-8	23	195
1270106-6	23	195
	23	199
	23	203
1270107-4	23	197
1270108-2	23	197
	23	199
	23	205
1270109-0	23	197
1270110-8	23	197
1270111-6	23	197
1270112-4	23	197
	23	205
1270113-2	23	197
	23	205
1270114-0	23	197
	23	205
1270115-7	23	197
1270116-5	23	197
1270119-9	23	195
1270120-7	23	197
1270121-5	23	197
(1270122)	23	197
(1270123)	23	197
(1270124)	23	197
1270125-6	23	197
	23	201
(1270126)	23	197
1270127-2	23	195
1270128-0	23	195
1270129-8	23	199
	23	203
1270130-6	23	203
1270132-2	23	195
1270133-0	23	195
1270137-1	23	195
1270138-9	23	195
1270140-5	23	195
1270146-2	23	203
1270147-0	23	201
	23	203
1270148-8	23	203
1270150-4	23	205
1270151-2	23	205
1270152-0	23	205
1270158-7	23	195
1270159-5	23	195
1270160-3	23	197
1270161-1	23	195
1270178-5	23	201
1270179-3	23	201
1270180-1	23	201
1270181-9	23	201
1270182-7	23	197
	23	201
1270183-5	23	199
1270184-3	23	199
1270185-0	23	199
1270186-8	23	199
* 1270187-6		
1270188-4	23	201
* 1270189-2		
1270190-0	23	201
* 1270191-8		
1270192-6	23	201
1270193-4	23	201
1270194-2	23	201
1270195-9	23	201
1270196-7	23	201
1270197-5	23	201
1270198-3	23	201
1270199-1	23	199
* 1270200-7		
1270201-5	23	199
1270202-3	23	199
1270204-9	23	199
1270205-6	23	199
1270206-4	23	199
1270207-2	23	199
1270208-0	23	195
	23	199
(1270209)	23	199
1270210-6	23	199
1270211-4	23	199
(1270212)	23	199
(1270213)	23	199
1270214-8	23	199
1270215-5	23	199
1270216-3	23	201
1270217-1	23	201
1270218-9	23	201
1270219-7	23	201
1270220-5	23	201
1270221-3	23	201
1270222-1	23	201
1270223-9	23	201
1270224-7	23	201
1270225-4	23	201
1270226-2	23	199
1270227-0	23	203
1270228-8	23	195
	23	199
(1270232)	23	199
	23	203
1270233-8	23	199
	23	203
1271480-4	25	285
1271482-0	25	263
1271483-8	21	135
1271484-6	21	135
1271488-7	25	255
	25	259
1271496-0	21	137
1271497-8	21	137
1271509-0	26	321
1271510-8	21	137
1271562-9	21	139
1272021-5	41	551
	41	555
	41	559
	52	805
1272066-0	52	805
1272072-8	23	233
* 1272073-6		
1272078-5	52	795
1272102-3	51	783
	51	785
1272104-9	72	885
1272107-2	52	801
1272121-3	52	797
	87	1151
1272126-2	72	887
1272127-0	72	887
(1272159)	52	795
	52	799
1272165-0	64	837
1272181-7	27	351
1272182-5	27	351
1272183-3	27	351
	27	355
	27	357
1272184-1	27	351
	27	355
	27	357
1272192-4	72	887
1272193-2	72	885
1272205-4	77	893
1272210-4	72	887
1272211-2	77	893
1272225-2	41	551
1272227-8	41	551
1272228-6	41	551
(1272229)	41	551
1272231-0	72	885
1272236-9	64	853
1272245-0	27	351
	27	355
	27	357
1272247-6	41	561
1272248-4	41	561
1272251-8	41	561
1272254-2	27	351
	27	355
	27	357
	41	553
1272257	27	351
	27	355
	27	357
1272259-1	27	351
	27	355
	27	357
1272260-9	27	351
	27	355
	27	357
1272261-7	27	351
	27	355
	27	357
1272270-8	27	351
	27	357
* 1272286-4		
1272287-2	27	351
	27	355
	27	357
1272299-7	77	893
1272307-8	41	551
1272328-4	27	359
	52	795
	52	797
	87	1151
1272346-6	21	147
1272361-5	65	877
1272370-6	41	559
	41	565
1272374-8	72	885
1272389-6	23	233
1272390-4	25	255
1272411-8	64	865
	64	871
1272412-6	64	865
1272422-5	64	865
	64	871
1272425-8	64	865
1272426-6	64	863
	64	865
1272427-4	64	865
1272431-6	64	865
1272440-7	55	815
1272441-5	55	815
1272455-5	61	823
1272458-9	23	247
1272469-6	51	783
	51	785
1272470-4	55	815
1272493-6	61	823
1272494-4	61	823
1272507-3	27	337
1272513-1	21	135
1272514-9	21	135
1272531-3	55	815
1272532-1	55	815
1272533-9	55	815
1272534-7	55	815
1272539-6	64	853
1272540-4	64	853
1272544-6	64	853
1272545-3	64	853
1272547-9	64	853
1272550-3	64	853
1272552-9	64	853
1272556-0	64	853
1272557-8	64	853
1272559-4	64	853
1272560-2	64	853
1272561-0	64	853
1272562-8	64	853
1272564-4	64	851
	64	853
1272566-9	64	853
1272569-3	64	853
1272585-9	64	855
1272592-5	64	855
1272596-6	25	273
	25	275
	25	279
	25	281
	25	283
	25	285
	25	287
1272597-4	64	833
1272603-0	65	877
1272604-8	77	893
1272606-3	27	337
1272618-8	27	337
1272623-8	72	885
1272624-6	72	885
1272625-3	77	893
1272631-1	55	815
1272643-6	77	893
1272648-5	77	893
1272651-9	27	337
1272669-1	27	337
1272673-3	41	551
1272675-8	52	805
1272678-2	64	833
1272679-0	64	833
1272680-8	64	853
1272681-6	64	853
1272682-4	64	853
1272683-2	64	853
1272684-0	64	853
1272685-7	64	853
1272686-5	64	853
1272687-3	64	853
1272688-1	64	853
1272689-9	64	853
1272690-7	64	853
1272691-5	64	853
1272692-3	64	853
1272693-1	64	853
1272694-9	64	853
1272695-6	64	853
1272696-4	64	853
1272778-0	72	885
1272779-8	72	885
1272789-7	72	885
1272790-5	77	893
1272792-1	72	887
1272796-2	27	351
	27	355
	27	357
1272822-6	41	551
1272885-3	64	845
1272891-1	52	805
1272893-7	41	559
1272895-2	41	559
1272897-8	27	337
1272898-6	27	337
* 1272918-2		
1272926-5	64	857
	64	861
1272933-1	64	857
1272936-4	64	857
1272939-8	64	857
	64	861
1272941-4	64	857
1272943-0	64	857
	64	861
1272947-1	64	857
1272949-7	21	135
1272972-9	64	857
1272973-7	64	857
1272974-5	64	857
1272975-2	64	857
1272986-9	27	337
1272987-7	27	337
1272992-7	64	835
(1273046)	61	823
1273052-9	52	795
1273104-8	51	787

*)Standard part, occurs elsewhere in this catalogue. /Standardartikel, förekommer på flera sidor i denna katalog.

NUMERICAL REGISTER — NUMMERREGISTER

Part No. Artikel nr	Gr Gr	Page Sida
1273105-5	43	619
	43	637
1273112-1	43	621
	43	639
1273182-4	25	273
	25	275
	25	279
	25	281
	25	283
	25	285
	25	287
1273322-6	21	135
1273332-5	77	893
1273342-4	27	357
1273374-7	64	843
1273389-5	64	857
1273390-3	64	857
1273398-6	61	823
	86	1143
(1273430)	51	785
(1273431)	51	785
(1273439)	61	823
(1273440)	61	823
1273447-1	64	837
1273561-9	64	853
1273562-7	64	855
1273566-8	64	855
1273570-0	64	855
1273571-8	64	855
1273572-6	64	855
1273593-2	64	857
	64	861
1273621-1	65	877
1273622-9	65	877
1273675-7	41	553
1273714-4	43	619
	43	621
1273775-5	72	885
1273778-9	61	823
(1273810)	27	349
1273817-5	36	467
1273836-5	55	815
1273973-6	64	843
	64	865
(1274025)	27	353
1274031-2	27	353
	27	355
1274034-6	27	353
	27	355
1274035-3	27	353
	27	355
1274036-1	23	209
1274041-1	26	331
1274042-9	26	331
1274043-7	26	331
1274044-5	26	331
1274045-2	26	331
1274050-2	26	331
1274051-0	26	331
1274052-8	26	319
	26	323
	26	325
1274053-6	26	321
1274055-1	26	321
1274083-3	87	1199
1274084-1	87	1199
1274098-1	87	1199
1274118-7	26	323
1274120-3	43	733
1274129-4	23	227
1274131-0	23	227
1274139-3	23	227
1274187-2	23	227
1274191-4	25	299
1274240-9	27	339
	27	353
	27	355
1274242-5	23	227
1274248-2	23	227
1274249-0	23	227
1274321-7	43	733
1274322-5	43	733
1274332-4	25	303
1274337-3	26	323
1274396-9	23	185
1274405-8	27	353
1274424-9	28	369
(1274430)	25	253
1274504-8	25	303
1274519-6	25	305
	25	307
1274520-4	43	733
1274533-7	43	733
1274540-2	28	369
1274584-0	27	349
1274817-4	38	539
1274913-1	43	639
1274916-4	43	639
1274918-0	25	285
1274938-8	26	329
1274962-8	26	323
(1276023)	25	255
1276024-5	25	255
1276031-0	25	287
1276037-7	23	211
1276069-0	23	211
	23	213
1276088-0	23	207
1276089-8	23	207
	23	209
1276090-6	23	207
	23	209
1276091-4	23	207
	23	209
1276092-2	23	207
	23	209
1276095-5	23	207
	23	209
1276096-3	23	207
1276106-0	22	165
1276121-9	22	165
1276171-4	22	165
1276187-0	26	331
1276212-6	87	1191
	87	1197
1276215-9	25	287
(1276229)	26	331
1276258-9	27	339
1276336-3	22	165
1276337-1	22	165
1276348-8	25	285
1276367-8	23	181
1276424-7	21	129
1276431-2	23	219
	23	221
1276437-9	23	219
	23	221
1276444-5	23	219
	23	221
	23	225
1276445-2	25	253
	25	259
	25	261
	27	355
1276449-4	33	415
1276450-2	33	415
	33	429
1276451-0	33	415
1276453-6	33	415
1276454-4	33	415
1276455-1	33	415
1276457-7	33	415
1276458-5	33	415
1276459-3	33	415
1276460-1	33	415
1276463-5	33	415
	33	429
1276466-8	33	415
1276467-6	33	415
1276468	33	415
1276469-2	33	415
1276472-6	87	1191
(1276498)	23	181
1276505-3	25	291
	25	293
(1276507)	25	291
	25	293
	25	295
	25	297
1276512-9	27	339
	27	343
	27	345
	27	353
	27	355
1276516-0	23	247
	52	797
1276517-8	23	247
	87	1197
1276518-6	23	247
1276524-4	23	181
1276572-3	25	255
(1276624)	22	165
1276669-7	23	219
	23	221
	23	225
	23	229
1276694-5	23	247
1276695-2	23	247
1276710-9	28	363
	28	367
(1276817)	21	129
1276833-9	23	219
	23	223
	23	225
(1277000)	89	1267
1277010-3	89	1255
	89	1257
	89	1259
	89	1261
	89	1263
1277011-1	89	1257
	89	1259
	89	1261
	89	1263
	89	1267
1277012-9	89	1257
	89	1259
	89	1261
	89	1263
1277029-3	89	1255
	89	1263
(1277030)	89	1255
	89	1257
	89	1259
	89	1261
	89	1263
(1277031)	89	1257
	89	1259
	89	1261
	89	1263
1277034	89	1257
	89	1259
	89	1261
1277035	89	1257
	89	1259
	89	1261
1277088-9	89	1257
1277090-5	89	1257
1277112-7	52	803
1277114-3	52	803
1277117-6	52	803
1277118-4	52	803
(1277121)	52	803
1277123-4	52	803
1277124-2	52	803
1277210-9	87	1167
1277224-0	87	1187
1277225-7	87	1181
	87	1187
1277235-6	23	237
1277275	23	187
1277283-6	52	807
1277316-4	52	803
1277320-6	89	1261
1277321-4	89	1257
1277324-8	89	1261
1277326-3	89	1257
1277330-5	89	1263
1277332-1	89	1255
1277335-4	21	151
1277349-5	89	1267
(1277371)	89	1267
(1277372)	89	1267
(1277373)	89	1267
1277374-3	89	1269
1277375-0	89	1269
1277376-8	89	1267
1277377-6	89	1267
1277378-4	89	1267
1277379-2	89	1267
1277387-5	89	1257
	89	1259
	89	1261
1277393-3	89	1263
1277394-1	89	1257
1277395-8	89	1257
1277447-7	89	1255
1277457-6	21	119
1277459-2	89	1257
1277517-7	89	1255
1277547-4	89	1261
1277548-2	89	1257
1277549-0	89	1263
1277550-8	89	1263
1277551-6	89	1255
1277559-9	89	1257
1277560-7	89	1257
1277568-0	89	1255
1277576-3	89	1267
1277585-4	89	1267
1277586-2	89	1267
1277587-0	89	1259
1277588-8	89	1259
1277591-2	89	1255
1277592-0	89	1255
1277605-0	89	1259
1277665-4	43	647
1277668-8	21	111
1277669-6	21	111
1277672-0	21	111
1277673-8	21	111
1277674	21	111
1277677-9	21	115
1277678-7	21	115
1277680-3	21	115
1277681-1	21	115
(1277682)	21	115
(1277683)	21	115
(1277686)	21	115
1277696-9	89	1259
1277697-7	89	1259
1277698-5	89	1259
1277699-3	89	1259
1277700-9	89	1261
1277701-7	89	1261
1277702-5	89	1261
1277703-3	89	1261
1277704-1	89	1259
1277705-8	89	1259
1277706-6	89	1261
1277707-4	89	1261
1277708-2	89	1263
1277709-0	89	1263
1277710-8	89	1263
1277711-6	89	1263
1277718-1	21	115
(1277719)	21	115
1277721-5	21	115
1277730-6	64	861
1277752-0	81	901

*)Standard part, occurs elsewhere in this catalogue. /Standardartikel, förekommer på flera sidor i denna katalog.

NUMERICAL REGISTER

NUMMERREGISTER

Part No. Artikel nr	Gr Gr	Page Sida
1277753-8	81	901
1277754-6	81	901
1277755-3	81	901
1277756-1	81	901
1277757-9	81	901
1277803-1	89	1265
1277804-9	89	1265
1277818-9	89	1265
1277819-7	89	1265
1277872-6	84	1009
1277884-1	89	1267
1277885-8	89	1257
	89	1259
	89	1261
	89	1263
	89	1265
	89	1269
1277886-6	89	1255
	89	1257
	89	1259
	89	1261
	89	1263
	89	1265
	89	1269
1277887-4	89	1269
1277888-2	89	1267
1277889-0	89	1267
(1277894)	21	105
1277895-7	21	115
1277898-1	36	475
1277972-4	89	1265
1277973-2	89	1265
1277974-0	89	1265
1277975-7	89	1265
1277976-5	89	1261
1277977-3	89	1261
1277978-1	89	1261
1294048-2	85	1109
1294060-7	88	1223
1294062-3	85	1107
1294063-1	85	1127
1294064-9	85	1127
(1294078)	88	1231
(1294079)	88	1235
(1294080)	88	1237
1294107-6	85	1107
1294123-3	88	1225
1294124-1	88	1225
1294125-8	88	1225
1294135-7	85	1105
1294138-1	88	1221
1294163-9	85	1105
1294186-0	85	1105
1294191-0	85	1109
1294197-7	85	1115
1294234-8	85	1115
1294236-3	83	973
1294237-1	83	975
1294238-9	83	975
1294239-7	83	975
1294281-9	88	1219
1294353-6	85	1121
1294354-4	85	1121
	88	1223
1294365-0	85	1105
1294366-8	85	1105
1294391-6	88	1225
1294393-2	88	1227
1294394-0	88	1225
1294396-5	88	1227
1294400-5	85	1095
1294401-3	85	1097
1294402-1	85	1097
1294403-9	85	1097
1294404-7	85	1097
1294405-4	85	1097
1294406-2	85	1097
1294407-0	43	729
1294413-8	85	1095
1294414-6	85	1097
1294415-3	85	1097
1294416-1	85	1097
1294417-9	85	1097
1294418-7	85	1097
1294419-5	85	1097
1294420-3	43	729
1294426-0	85	1095
1294427-8	85	1097
1294428-6	85	1097
1294429-4	85	1097
1294430-2	85	1097
1294431-0	85	1097
1294432-8	85	1097
1294433-6	43	729
1294439-3	85	1095
1294440-1	85	1097
1294441-9	85	1097
1294442-7	85	1097
1294443-5	85	1097
1294444-3	85	1097
1294445-0	85	1097
1294446-8	43	729
* 1294515-0		
1294606-7	85	1107
1294638-0	88	1221
1294639-8	88	1221
1294672-9	85	1017
	85	1021
	85	1025
	85	1029
	85	1033
	85	1035
	85	1047
1294673-7	85	1017
	85	1021
	85	1025
	85	1029
	85	1033
	85	1035
	85	1047
1294674-5	85	1017
	85	1021
	85	1025
	85	1029
	85	1033
	85	1039
	85	1053
1294675-2	85	1017
	85	1021
	85	1025
	85	1029
	85	1033
	85	1039
	85	1047
	85	1053
1294676-0	85	1017
	85	1021
	85	1025
	85	1029
	85	1033
	85	1039
	85	1053
1294677-8	85	1017
	85	1021
	85	1025
	85	1029
	85	1033
	85	1039
	85	1047
	85	1053
1294678-6	85	1039
1294679-4	85	1039
1294680-2	85	1017
	85	1021
	85	1025
	85	1029
	85	1033
	85	1039
	85	1053
1294681-0	85	1017
	85	1021
	85	1025
	85	1029
	85	1033
	85	1039
	85	1053
(1294682)	85	1043
	85	1047
(1294683)	85	1043
	85	1047
(1294684)	85	1045
(1294685)	85	1045
	85	1053
(1294686)	85	1043
	85	1047
(1294687)	85	1043
	85	1047
	85	1053
(1294690)	85	1043
	85	1051
(1294691)	85	1043
	85	1053
1294703-2	85	1113
	85	1119
1294704-0	85	1113
	85	1119
(1294705)	85	1113
	85	1119
(1294706)	85	1115
	85	1121
(1294707)	85	1113
	85	1119
(1294708)	85	1115
	85	1121
1294709-9	85	1113
	85	1119
1294710-7	85	1115
	85	1121
(1294711)	85	1119
(1294712)	85	1115
	85	1121
1294713-1	85	1113
	85	1119
1294714-9	85	1113
	85	1119
(1294725)	85	1113
	85	1119
1294726-3	85	1113
	85	1119
1294728-9	85	1113
	85	1119
1294729-7	85	1113
	85	1119
(1294731)	85	1113
	85	1119
1294732-1	85	1113
	85	1119
1294744-6	85	1115
1294745-3	85	1115
1294746-1	85	1115
1294747-9	85	1115
1294748-7	85	1115
1294749-5	85	1115
1294750-3	85	1115
1294751-1	85	1115
1294752-9	85	1121
1294753-7	85	1121
1294754-5	85	1121
1294755-2	85	1121
(1294758)	85	1117
(1294768)	85	1123
(1294769)	85	1123
(1294798)	85	1115
	85	1121
(1294799)	85	1115
	85	1121
1294800-6	85	1115
	85	1121
(1294801)	85	1115
	85	1121
1294806-3	88	1223
1294807-1	88	1223
1294808-9	88	1223
1294809-7	88	1223
1294847-7	85	1133
1294848-5	85	1133
1294849-3	85	1133
1294850-1	85	1133
1294856-8	88	1223
1294858-4	88	1223
1294860-0	85	1115
	85	1121
1294861-8	85	1115
	85	1121
1294862-6	88	1223
1294863-4	88	1223
1294864-2	85	1015
	85	1017
	85	1019
	85	1021
	85	1023
	85	1025
	85	1027
	85	1029
	85	1031
	85	1033
	85	1037
	85	1039
	85	1045
	85	1051
	85	1055
	85	1057
	85	1059
	85	1061
	85	1063
	85	1065
	85	1067
	85	1069
	85	1071
	85	1077
	85	1085
	85	1091
1294865-9	85	1015
	85	1017
	85	1019
	85	1021
	85	1023
	85	1025
	85	1027
	85	1029
	85	1031
	85	1033
	85	1037
	85	1039
	85	1041
	85	1047
	85	1051
	85	1055
	85	1057
	85	1059
	85	1061
	85	1063
	85	1065
	85	1067
	85	1069
	85	1071
	85	1077
	85	1081
	85	1087
	85	1091
1294866-7	85	1037
	85	1039
	85	1077
1294867-5	85	1015
	85	1017
	85	1019
	85	1021
	85	1023
	85	1025

*)Standard part, occurs elsewhere in this catalogue. /Standardartikel, förekommer på flera sidor i denna katalog.

NUMERICAL REGISTER — NUMMERREGISTER

Part No. / Artikel nr	Gr / Gr	Page / Sida
	85	1027
	85	1029
	85	1031
	85	1033
	85	1037
	85	1039
	85	1041
	85	1051
	85	1055
	85	1057
	85	1059
	85	1061
	85	1063
	85	1065
	85	1067
	85	1069
	85	1071
	85	1077
	85	1081
	85	1083
	85	1091
1294868-3	85	1133
1294869-1	85	1133
1294870-9	85	1133
1294871-7	85	1133
1294872-5	85	1127
1294873-3	85	1127
1294874-1	85	1127
1294875-8	85	1127
1294876-6	85	1127
1294877-4	85	1127
1294881-6	85	1113
	85	1119
1294882-4	85	1113
	85	1119
1294883-2	85	1113
	85	1119
1294884-0	85	1113
	85	1119
1294885-7	85	1113
	85	1119
1294886-5	85	1113
	85	1119
1294887-3	85	1017
	85	1021
	85	1025
	85	1029
	85	1033
	85	1039
	85	1045
	85	1053
1294888-1	85	1017
	85	1021
	85	1025
	85	1029
	85	1033
	85	1039
	85	1043
	85	1049
	85	1053
1294889-9	85	1039
1294890-7	85	1017
	85	1021
	85	1025
	85	1029
	85	1033
	85	1037
	85	1039
1294891-5	85	1115
1294892-3	85	1115
1294893-1	85	1115
1294894-9	85	1115
1294954-1	85	1125
1294955-8	85	1125
1294956-6	85	1125
1294957-4	85	1125
1294958-2	85	1125
1294959-0	85	1125
1294960-8	85	1125
1294961-6	85	1125
1294970-7	85	1125
1294971-5	85	1127
1294972-3	85	1125
1294983-0	85	1099
	85	1101
(1294984)	85	1053
	85	1099
	85	1101
1294985-5	85	1099
	85	1101
1294986-3	85	1099
	85	1101
1294988-9	85	1113
	85	1119
1294989-7	85	1113
	85	1119
1294990-5	85	1113
	85	1119
1294991-3	85	1113
	85	1119
1294992-1	88	1217
1294993-9	88	1217
1294995-4	88	1217
1295012-7	85	1019
	85	1027
	85	1059
	85	1067
1295013-5	85	1027
	85	1067
1295022-6	85	1019
	85	1027
	85	1059
	85	1067
1295023-4	85	1027
	85	1067
1295028-3	85	1041
	85	1051
	85	1081
	85	1091
1295029-1	85	1041
	85	1081
1295044-0	85	1019
	85	1027
1295065-5	85	1019
	85	1027
1295076-2	85	1059
	85	1067
(1295077)	85	1059
	85	1067
1295086-1	85	1081
	85	1087
(1295087)	85	1081
	85	1087
1295091-1	85	1081
	85	1091
1295092-9	85	1081
	85	1091
1295093-7	85	1041
	85	1051
1295098-6	85	1057
	85	1061
	85	1065
	85	1069
	85	1073
	85	1079
1295099-4	85	1057
	85	1061
	85	1065
	85	1069
	85	1073
	85	1079
1295101-8	85	1059
	85	1067
(1295102)	85	1059
	85	1067
1295110-9	85	1059
	85	1067
(1295111)	85	1059
	85	1067
1295112-5	85	1081
	85	1087
(1295113)	85	1081
1295119-0	85	1057
	85	1061
	85	1065
	85	1069
	85	1073
	85	1079
1295120-8	85	1057
	85	1061
	85	1065
	85	1069
	85	1073
	85	1079
1295122-4	85	1059
	85	1067
(1295123)	85	1059
	85	1067
1295127-3	85	1079
1295128-1	85	1079
1295130-7	85	1081
	85	1091
(1295131)	85	1081
	85	1087
	85	1091
1295132-3	85	1083
	85	1093
1295133-1	85	1083
	85	1093
1295144-8	85	1059
	85	1067
1295146-3	85	1081
	85	1087
1295147-1	85	1081
	85	1091
1295148-9	85	1059
	85	1067
1295149-7	85	1059
	85	1067
1295150-5	85	1081
	85	1087
1295151-3	85	1059
	85	1067
1295152	85	1081
	85	1091
1295175-2	88	1225
1295176-0	88	1229
1295243-8	85	1057
	85	1061
	85	1065
	85	1069
	85	1073
	85	1079
1295245-3	85	1057
	85	1061
	85	1065
	85	1069
	85	1073
	85	1079
1295246-1	85	1057
	85	1061
	85	1065
	85	1069
	85	1073
	85	1079
1295247-9	85	1079
1295263-6	85	1057
	85	1061
	85	1065
	85	1069
	85	1073
	85	1079
1295265-1	85	1057
	85	1061
	85	1065
	85	1069
	85	1073
	85	1079
1295266-9	85	1057
	85	1061
	85	1065
	85	1069
	85	1073
	85	1079
1295267-7	85	1079
1295268-5	85	1057
	85	1061
	85	1065
	85	1069
	85	1073
	85	1079
1295270-1	85	1057
	85	1061
	85	1065
	85	1069
1295271-9	85	1057
	85	1061
	85	1065
	85	1069
	85	1073
	85	1079
1295272-7	85	1079
1295310-5	85	1083
	85	1093
1295395-6	85	1083
	85	1093
1295433-5	85	1027
	85	1031
	85	1067
	85	1071
1295434-3	85	1027
	85	1031
	85	1035
	85	1067
	85	1071
	85	1075
1295435-0	85	1027
	85	1031
	85	1067
	85	1071
1295436-8	85	1027
	85	1031
	85	1067
	85	1071
1295438-4	85	1029
	85	1031
	85	1069
	85	1071
1295439-2	85	1029
	85	1031
	85	1035
	85	1069
	85	1071
	85	1075
1295440-0	85	1029
	85	1031
	85	1069
	85	1071
1295441-8	85	1029
	85	1031
	85	1069
	85	1071
1295469-9	85	1057
	85	1061
	85	1065
	85	1069
	85	1073
	85	1079
1295470-7	85	1057
	85	1061
	85	1065
	85	1069
	85	1073
	85	1079
	85	1083

*)Standard part, occurs elsewhere in this catalogue. /Standardartikel, förekommer på flera sidor i denna katalog.

NUMERICAL REGISTER

NUMMERREGISTER

Part No. Artikel nr	Gr Gr	Page Sida
	85	1093
1295471-5	85	1079
1295472-3	85	1079
(1295489)	85	1029
	85	1033
	85	1039
	85	1045
(1295490)	85	1029
	85	1033
	85	1039
	85	1043
1295491-3	85	1039
(1295492)	85	1029
	85	1033
	85	1039
	85	1043
1295493-9	85	1017
	85	1021
	85	1025
	85	1029
	85	1033
	85	1039
	85	1045
	85	1053
1295494-7	85	1017
	85	1021
	85	1025
	85	1029
	85	1033
	85	1039
	85	1043
	85	1049
	85	1053
1295495-4	85	1039
1295496-2	85	1017
	85	1021
	85	1025
	85	1029
	85	1033
	85	1039
	85	1043
	85	1053
1295497-0	85	1057
	85	1061
	85	1065
	85	1069
	85	1073
	85	1079
1295498-8	85	1057
	85	1061
	85	1065
	85	1069
	85	1073
	85	1079
1295499-6	85	1085
	85	1093
1295500-1	85	1085
	85	1093
1295501-9	85	1057
	85	1061
	85	1065
	85	1069
	85	1073
	85	1075
1295502-7	85	1057
	85	1061
	85	1065
	85	1069
	85	1073
	85	1075
1295503	85	1083
	85	1087
1295504-3	85	1083
	85	1087
1295505-0	85	1057
	85	1061
	85	1065
	85	1069
	85	1073
	85	1079
1295506-8	85	1057
	85	1061
	85	1065
	85	1069
	85	1073
	85	1079
1295508-4	85	1083
	85	1093
1295509-2	85	1057
	85	1061
	85	1065
	85	1069
	85	1073
	85	1079
1295510-0	85	1057
	85	1061
	85	1065
	85	1069
	85	1073
	85	1079
1295511-8	85	1083
	85	1087
	85	1093
1295512-6	85	1083
	85	1087
	85	1093
1295513-4	85	1079
1295514-2	85	1079
1295553-0	43	615
	43	617
1295596-9	85	1045
	85	1051
	85	1085
	85	1091
1295597-7	85	1045
	85	1085
1295598-5	85	1045
	85	1051
1295601-7	85	1085
	85	1091
(1295602)	85	1085
	85	1091
1295603-3	85	1085
	85	1091
1295604-1	88	1225
1295607-4	88	1227
1295695-9	85	1019
	85	1027
1295696-7	85	1019
	85	1027
1295697-5	85	1019
	85	1027
1295698-3	85	1019
	85	1027
1295699-1	85	1019
	85	1027
1295700-7	85	1019
	85	1027
1295701-5	85	1019
	85	1027
1295702-3	85	1019
	85	1027
(1295703)	85	1041
	85	1047
1295705-6	85	1041
	85	1047
1295706-4	85	1041
	85	1047
1295707-2	85	1045
	85	1051
1295708-0	85	1041
	85	1051
1295709-8	85	1041
	85	1051
1295711-4	85	1045
	85	1051
1295712-2	85	1041
	85	1051
1295713-0	85	1041
	85	1051
1295721-3	85	1085
1295722-1	85	1083
1295723-9	85	1083
1295724-7	85	1083
1297612-2	88	1235
1297613-0	88	1235
1297814-4	85	1107
	85	1115
(1297819)	89	1243
1304008-4	83	951
	83	953
1304038-1	81	903
1304040-7	82	927
1304111-6	84	1001
1304112-4	84	1001
1304125-6	84	1001
1304126-4	84	1001
1304131-4	84	1001
1304132-2	81	911
	81	915
1304133-0	81	911
	81	915
1304134-8	84	999
1304143-9	83	949
1304147-0	82	925
(1304148)	82	925
1304162-9	82	927
(1304167)	83	935
(1304168)	83	935
1304196-7	88	1213
1304197-5	88	1213
1304203-1	86	1139
1304214-8	89	1249
	89	1251
1304226-2	84	993
1304227-0	84	993
1304230-4	84	993
1304235-3	23	239
1304236-1	23	239
1304243-7	83	943
1304244-5	83	943
1304256-9	84	979
1304257-7	84	979
1304260-1	84	979
1304278-3	23	241
1304287-4	84	979
1304353-4	82	929
1304362-5	83	965
1304364-1	83	965
(1304366)	81	917
1304367-4	81	905
1304368-2	37	525
1304376-5	82	927
1304390-6	23	239
1304391-4	23	239
1304398-9	37	525
1304402-9	81	903
1304403-7	81	903
1304407-8	36	461
1304408-6	36	461
1304409-4	83	955
	83	959
1304435-9	81	905
1304440-9	83	951
1304442-5	86	1141
1304460-7	36	465
1304462-3	83	941
1304495-3	83	941
	83	947
	84	983
1304520-8	84	985
	84	989
	84	993
	84	997
1304557-0	86	1139
1304558-8	81	911
1304559-6	81	911
1304569-5	84	983
	84	987
	84	991
	84	995
1304570-3	84	983
	84	987
	84	991
	84	995
1304573-7	84	983
	84	987
	84	991
	84	995
1304574-5	84	983
	84	987
	84	991
	84	995
1304585-1	84	991
	84	995
1304586-9	84	991
	84	995
1304622-2	86	1141
(1304628)	86	1137
(1304635)	86	1137
1304641-2	86	1137
1304668-5	81	903
(1304718)	23	241
1304749-3	86	1137
1304761-8	83	943
1304762-6	83	943
1304765-9	89	1245
1304766-7	83	939
	83	941
	83	945
	83	947
	83	953
	83	955
	83	959
1304769-1	36	463
* 1304770-9		
1304775-8	83	951
1304776-6	83	951
1304783-2	36	463
1304784-0	36	465
1304793-1	36	451
1304795-6	36	451
1304796-4	36	455
1304797-2	36	455
1304819-4	83	937
	83	943
1304820-2	83	937
	83	943
1304821-0	84	979
1304834-3	84	1007
1304835-0	84	1007
1304836-8	84	1007
1304869-9	86	1143
1304875-6	83	951
1304877-2	82	925
1304930-9	36	461
	36	463
	36	465
1304944-0	36	465
1304952-3	84	979
1304960-6	84	999
1304967-1	86	1137
	86	1139
1304970-5	86	1137
1304974-7	82	925
1304975-4	36	451
	36	453
	36	455
	36	457
1306056-1	28	363
1306140-3	23	219
	23	221
	23	225
	23	227
	23	229
1306160-1	26	327
1306196-5	25	309
1306206-2	23	229
1306238-5	27	353
1306240-1	27	353

*)Standard part, occurs elsewhere in this catalogue. /Standardartikel, förekommer på flera sidor i denna katalog.

NUMERICAL REGISTER

NUMMERREGISTER

Part No. Artikel nr	Gr Gr	Page Sida
1306243-5	27	339
	27	343
	27	345
1306244-3	27	339
	27	353
	27	355
1306245-0	27	339
	27	343
	27	345
	27	353
	27	355
1306246-8	27	339
	27	343
	27	345
	27	353
	27	355
1306259-1	26	329
1306333-4	21	119
	21	129
* 1306341-7		
1306342-5	26	331
1306343-3	26	331
1306398-7	25	309
1306457-1	23	219
1306502-4	25	257
(1306503)	33	415
1306508-1	28	363
1306510-7	28	363
	28	367
	28	369
1306511-5	27	345
	28	369
	37	519
1306596-6	87	1199
1306599-0	25	309
1306602-2	25	309
1306604-8	28	363
	28	367
1306605-5	28	363
	28	367
1306606-3	33	415
1306607-1	33	415
1306608-9	33	415
1306630-3	21	117
1306688-1	23	219
	23	221
	23	225
	23	227
1306694-9	28	363
1306696-4	28	363
(1306697)	28	363
1306702-0	23	193
	25	291
	25	293
	25	295
	25	297
	25	301
	27	359
	28	363
	28	369
	87	1191
	87	1197
	87	1199
1306703-8	23	189
	23	197
	23	201
	23	247
	25	295
	25	303
	25	309
	27	351
	27	355
	27	357
	27	359
	28	365
	87	1197
	87	1199
1306706-1	23	247
	87	1199
1306732-7	25	255
1306750-9	23	181
1306758-2	27	343
1306767-3	25	255
1306780-6	25	257
1306810-1	87	1191
1306821-8	28	363
1306829-1	86	1143
1306837-4	43	733
1306838-2	43	733
1306839-0	43	733
1306840-8	43	733
(1306877)	23	231
1306885-3	26	323
	26	325
(1306932)	23	235
(1306935)	23	189
(1306938)	23	183
1306959-6	27	343
1307029-7	31	393
1307035-4	37	515
	37	517
1307048-7	36	463
	37	517
1307049-5	37	517
1307050-3	37	517
1307051-1	37	517
1307064-4	87	1169
	87	1173
	87	1177
1307070-1	88	1213
1307071-9	88	1213
1307072-7	88	1213
1307073-5	88	1213
1307074-3	88	1213
1307075-0	88	1213
1307076-8	88	1213
1307077-6	88	1213
1307078-4	88	1213
1307079-2	88	1213
1307080-0	88	1213
1307081-8	88	1213
1307082-6	88	1213
1307083-4	88	1213
1307084-2	88	1213
1307085	88	1213
1307086-7	43	575
	43	583
1307095-8	88	1209
1307096-6	88	1209
1307097-4	88	1209
1307098-2	88	1209
1307099-0	88	1209
(1307106)	88	1213
1307135-2	88	1213
1307136-0	88	1213
1307137-8	88	1213
1307138-6	88	1213
1307140-2	88	1213
1307141-0	88	1213
1307142-8	88	1213
1307143-6	88	1213
1307159-2	36	465
1307162-6	88	1211
1307164-2	37	519
1307253-3	35	435
1307254-1	35	435
1307255-8	35	435
1307256-6	35	435
1307257-4	88	1209
1307258-2	88	1209
1307259-0	88	1209
1307260-8	88	1209
1307369-7	46	767
* 1307377-0		
1307409-1	36	477
1307438-0	35	433
1307439-8	35	433
1307440-6	35	433
1307441-4	35	433
1307451-3	35	433
1307452-1	35	433
1307453-9	35	435
1307454-7	35	435
1307461-2	35	435
1307487-7	23	173
1307516-3	38	543
1307518-9	35	435
1307537	87	1149
	87	1153
1307538-7	87	1149
	87	1153
1307539-5	87	1149
	87	1153
1307540-3	87	1149
	87	1153
1307556-9	35	437
1307557-7	35	437
1307558-5	35	437
1307559-3	35	437
1307582-5	37	493
1307590-8	37	497
1307600-5	37	515
1307639-3	88	1211
1307652-6	87	1151
(1307654)	88	1207
1307733-4	36	475
1307759-9	88	1209
1307760-7	88	1209
1307761-5	88	1211
1307762-3	88	1211
1307767-2	35	437
1307768-0	35	437
1307774-8	38	533
1307782-1	88	1207
(1307783)	88	1207
(1307788)	88	1207
(1307789)	88	1207
1307790-4	88	1207
(1307791)	88	1207
1307801-9	87	1171
	87	1175
1307802-7	87	1171
	87	1175
1307803-5	87	1169
	87	1171
	87	1175
1307819-1	89	1251
1307839-9	37	493
(1307842)	88	1211
1307847-2	37	489
1307853-0	88	1213
1307855-5	87	1161
(1307856)	87	1161
1307858-9	87	1149
1307860-5	87	1153
1307865-4	87	1163
1307882-9	37	495
1307991-8	36	473
1308024-7	46	767
1308027-0	87	1159
1308028-8	37	517
1308056-9	36	479
1308060-1	36	479
1308066-8	87	1157
1308121-1	36	473
1308133-6	87	1189
(1308273)	87	1151
1308295-3	87	1155
	87	1159
1308308-4	38	529
1308309-2	38	529
1308436-3	37	517
	43	729
1308472-8	88	1211
(1308556)	38	533
1308558-4	38	533
	38	537
1308634-3	38	533
1308635-0	27	353
	27	355
	27	357
1308636-8	38	533
1308637-6	38	533
(1308722)	87	1167
	87	1171
	87	1175
1308724-2	43	729
1308749-9	37	519
(1308806)	36	473
	36	475
1308831-5	31	389
	31	393
1308859-6	88	1211
1308860-4	88	1211
1308870-3	88	1211
1308871-1	88	1211
1308899-2	43	729
1308904-0	37	489
1308917-2	87	1149
	87	1153
1308918-0	87	1149
	87	1153
1308919-8	87	1149
	87	1153
1308920-6	87	1149
	87	1153
1308921-4	87	1149
	87	1153
1308923-0	88	1211
1308939-6	88	1209
1308944-6	87	1167
	87	1171
	87	1175
1309332-3	85	1023
	85	1063
1309460-2	83	975
1309691-2	85	1131
1309692-0	85	1105
	85	1131
1309693-8	85	1105
	85	1131
1309694-6	85	1105
	85	1131
1309695-3	85	1105
	85	1131
1309696-1	85	1105
	85	1131
1309697-9	85	1105
	85	1131
1309698-7	85	1105
	85	1131
(1310091)	88	1235
	88	1237
1310114-2	85	1129
1312001-9	84	979
1312015-9	35	433
1312018-3	36	463
1312021-7	36	463
1312025-8	84	991
	84	995
1312026-6	84	991
	84	995
1312029-0	84	991
	84	995
1312030-8	84	991
	84	995
1312044-9	36	465
1312049-8	23	247
(1312054)	35	433
(1312055)	35	433
(1312056)	35	433
(1312057)	35	433
1312058-9	35	433
1312059-7	35	433
1312060-5	35	433
1312061-3	35	433
(1312062)	35	433
1312083-7	84	985
1312084-5	84	985
	84	993

*)Standard part, occurs elsewhere in this catalogue. /Standardartikel, förekommer på flera sidor i denna katalog.

NUMERICAL REGISTER

NUMMERREGISTER

Part No. Artikel nr	Gr Gr	Page Sida
1312092-8	84	983
	84	985
	84	987
	84	989
	84	993
	84	997
1312093-6	84	983
	84	987
1312094-4	36	461
1312102-5	35	435
1312116-5	82	929
	82	931
1312125-6	36	461
1312209-8	84	993
1312210-6	84	993
1312213-0	84	993
1312214-8	84	993
1312220-5	35	433
	35	435
1312223-9	84	983
	84	987
1312224-7	84	983
	84	987
1312249-4	23	235
1312254-4	84	983
	84	987
1312257-7	23	233
1312262-7	23	239
(1312266)	35	433
(1312267)	35	433
1312286-6	23	233
	23	245
1312287-4	23	233
	23	245
1312295-7	82	929
1312297-3	23	235
1312320-3	23	233
1312344-3	35	439
1312346-8	36	451
	36	453
1312348-4	84	979
1312351-8	84	979
1312354-2	82	929
1312356-7	84	979
(1312363)	86	1137
(1312364)	86	1137
1312368-2	84	979
1312369-0	84	979
1312382-3	23	235
1312388-0	38	539
1312390-6	38	539
(1312396)	38	539
(1312397)	38	539
1312402-9	84	983
	84	987
1312403-7	84	983
	84	987
1312408-6	84	983
	84	987
1312409-4	84	983
	84	987
(1312419)	38	539
1312430-0	77	893
1312436-7	36	459
1312438-3	36	459
1312439-1	36	459
1312444-1	36	459
1312464-9	83	939
1312465-6	83	939
1312477-1	84	987
1312478-9	84	987
1312479-7	84	989
1312480-5	84	989
1312481-3	84	989
1312484-7	84	989
1312501-8	84	1005
1312502-6	84	1005
1312503-4	84	1005
1312504-2	84	1005
1312507-5	84	1005
1312508-3	84	1005
1312509-1	84	1005
1312514-1	84	1005
1312515-8	84	1003
(1312516)	84	1003
1312517-4	84	1003
1312518-2	84	1003
1312521-6	84	1003
1312522-4	84	1003
1312523-2	84	1003
1312524-0	84	1003
1312525-7	84	1003
1312528-1	84	1003
1312533-1	84	1003
	84	1005
1312534-9	84	1003
	84	1005
1312535-6	84	1003
	84	1005
1312536-4	84	1003
	84	1005
1312537-2	84	1005
1312538-0	84	1005
1312550-5	84	1003
1312551-3	84	1003
1312581-0	84	989
1312582-8	84	989
1312584-4	84	1009
1312586-9	84	989
	84	995
1312587-7	84	995
1312588-5	84	995
1312597-6	84	987
	84	995
1312599-2	84	987
	84	995
1312604-0	83	941
1312605-7	83	941
1312609-9	84	1009
1312634-7	35	433
1312635-4	35	435
1312636-2	35	433
1312637-0	35	435
(1312651)	36	455
1312653-7	36	451
	36	453
	36	455
	36	457
(1312654)	36	451
1312656-0	82	931
1312666-9	82	931
(1312686)	36	451
(1312687)	36	455
1312694-1	83	953
1312695-8	86	1141
1312696-6	86	1141
1312711-3	36	463
1312712-1	82	929
	82	931
1312718-8	84	987
	84	995
1312719-6	84	987
	84	995
1312720-4	84	987
	84	995
1312721-2	84	987
	84	997
1312722-0	84	987
	84	997
1312723-8	84	989
1312724-6	84	989
1312725-3	84	989
1312728-7	84	997
1312729-5	84	997
1312730-3	84	997
1312731-1	84	997
1312732-9	84	989
	84	997
1312738-6	35	433
1312739-4	35	433
1312740-2	35	435
1312741-0	35	435
1312755-0	35	435
1312756-8	35	435
1312757-6	35	435
1312758-4	35	435
1312759-2	84	989
1312760-0	84	989
1312761-8	84	995
1312762-6	84	995
1312763-4	84	989
	84	995
1312772-5	35	435
(1312774)	35	435
1312775-8	84	989
	84	997
1312776-6	84	989
	84	997
1312777-4	84	989
	84	997
1312778-2	84	989
	84	997
1312779-0	84	989
	84	997
1312780-8	84	989
	84	997
1312781-6	84	989
1312782-4	84	989
1312783-2	84	997
1312784-0	84	997
1312790-7	82	931
(1312792)	83	961
1312795-6	84	1003
1312796-4	84	1003
1312797-2	84	1005
1312798-0	84	1005
1312801-2	84	1003
	84	1005
1312802-0	77	893
1312806-1	84	1009
1312807-9	84	1009
1312808-7	84	1009
1312810-3	84	1007
1312811-1	84	1003
	84	1005
1312822-8	36	451
	36	453
	36	455
	36	457
1312838-4	36	461
	82	925
1312847-5	35	443
1312848-3	35	443
1312849-1	35	443
1312850-9	35	443
1312853-3	35	443
1312856-6	84	1003
1312857-4	84	1003
1312884-8	84	989
1312885-5	84	989
1312886-3	36	463
1312889-7	84	1009
1312916-8	84	1005
1312917-6	84	1003
1312920-0	84	1009
(1312930)	36	449
1312942-4	35	441
(1312950)	84	981
1312951-5	84	981
1312957-2	84	981
1312959-8	84	981
1312961-4	84	981
(1312962)	84	981
1312963-0	84	981
1312965-5	84	981
(1312970)	36	455
1312973-9	35	433
1312974-7	35	433
1312975-4	36	461
1312976-2	36	461
1312977-0	36	451
	36	453
1312985-3	84	1009
1313081-0	88	1219
1313082-8	88	1219
1313102-4	88	1237
(1313103)	88	1237
(1313104)	88	1237
1313105-7	88	1237
1313119-8	89	1245
1313120-6	89	1245
1313165-1	85	1103
1313174-3	85	1095
1313175-0	85	1095
1313176-8	85	1095
1313177-6	85	1095
1313178-4	85	1097
1313179-2	85	1095
1313186-7	88	1219
1313350-9	85	1015
	85	1017
	85	1019
	85	1021
	85	1023
	85	1025
	85	1027
	85	1029
	85	1031
	85	1033
	85	1035
	85	1037
	85	1039
	85	1041
	85	1045
	85	1047
	85	1051
	85	1055
	85	1057
	85	1059
	85	1061
	85	1063
	85	1065
	85	1067
	85	1069
	85	1071
	85	1075
	85	1077
	85	1079
	85	1081
	85	1083
	85	1085
	85	1087
	85	1091
1313383-0	85	1117
	85	1123
(1313427)	88	1231
1313440-8	37	521
1313458	85	1111
(1313639)	85	1113
	85	1119
(1313640)	85	1113
	85	1119
(1313641)	85	1113
	85	1119
1313642-9	85	1113
	85	1119
(1313643)	85	1113
	85	1119
1313644-5	88	1219
1313645-2	88	1219
1313697-3	88	1221
1313698-1	88	1221
1313699-9	88	1221
1313700-5	88	1221
1313701-3	88	1221
1313702-1	88	1221
1313703-9	88	1221
1313704-7	88	1221
1313705-4	88	1221
1313706-2	88	1221

*)Standard part, occurs elsewhere in this catalogue. /Standardartikel, förekommer på flera sidor i denna katalog.

NUMERICAL REGISTER

NUMMERREGISTER

Part No. Artikel nr	Gr Gr	Page Sida
1313707-0	88	1223
1313708-8	88	1223
1313709-6	88	1223
1313710-4	88	1223
1313711-2	88	1223
1313712-0	88	1223
1313713-8	88	1223
1313714-6	88	1223
1313715-3	88	1223
1313716-1	88	1223
1313805-2	88	1227
1313806-0	88	1229
1313808-6	88	1227
1313809-4	88	1227
1313810-2	88	1229
1313812-8	85	1015
	85	1031
	85	1055
	85	1071
1313813-6	85	1015
	85	1031
	85	1055
	85	1071
1313815-1	85	1015
	85	1031
	85	1055
	85	1071
1313816-9	85	1015
	85	1031
	85	1055
	85	1071
1313817-7	85	1035
	85	1075
1313819-3	85	1031
	85	1071
1313820-1	85	1031
	85	1071
1313822-7	85	1031
	85	1071
1313823-5	85	1031
	85	1071
1313824-3	85	1035
	85	1075
1313826-8	85	1015
	85	1031
1313827-6	85	1015
	85	1031
1313829-2	85	1015
	85	1031
1313830-0	85	1015
	85	1031
1313831-8	85	1035
1313833-4	85	1015
	85	1031
1313834-2	85	1015
	85	1031
1313836-7	85	1015
	85	1031
1313837-5	85	1015
	85	1031
1313838-3	85	1035
1313840-9	85	1015
	85	1031
1313841-7	85	1015
	85	1031
1313843-3	85	1015
	85	1031
1313844-1	85	1015
	85	1031
1313845-8	85	1035
1313847-4	85	1055
	85	1071
1313848-2	85	1055
	85	1071
1313850-8	85	1055
	85	1071
1313851-6	85	1055
	85	1071
1313852-4	85	1075
1313854-0	85	1055
	85	1071
1313855-7	85	1055
	85	1071
1313857-3	85	1055
	85	1071
1313858-1	85	1055
	85	1071
1313859-9	85	1075
1313868-0	88	1225
1313869-8	88	1225
1313871-4	88	1225
1313872-2	88	1225
1313873-0	88	1225
1313874-8	85	1015
	85	1031
	85	1055
	85	1071
1313875-5	85	1015
	85	1031
	85	1055
	85	1071
1313877-1	85	1015
	85	1031
	85	1055
	85	1071
1313878-9	85	1015
	85	1031
	85	1055
	85	1071
1313879-7	85	1035
	85	1075
1313936-5	85	1023
	85	1037
	85	1063
	85	1077
1313937-3	85	1023
	85	1037
	85	1063
	85	1077
1313938	85	1037
	85	1077
1313939-9	85	1023
	85	1037
	85	1063
	85	1077
1313941-5	85	1037
	85	1077
1313942-3	85	1037
	85	1077
1313943-1	85	1037
	85	1077
1313944-9	85	1037
	85	1077
1313946-4	85	1023
	85	1037
1313947-2	85	1023
	85	1037
1313948-0	85	1037
1313949-8	85	1023
	85	1037
1313951-4	85	1023
	85	1037
1313952-2	85	1023
	85	1037
1313953-0	85	1037
1313954-8	85	1023
	85	1037
1313956-3	85	1023
	85	1037
1313957-1	85	1023
	85	1037
1313958-9	85	1037
1313959-7	85	1023
	85	1037
1313961-3	85	1063
	85	1077
1313962-1	85	1063
	85	1077
1313963-9	85	1077
1313964-7	85	1063
	85	1077
1313966-2	85	1077
1313967-0	85	1077
1313968-8	85	1077
1313969-6	85	1077
1313980-3	88	1225
1313981-1	88	1225
1313982-9	88	1225
1313983-7	88	1225
1313990-2	88	1227
1313991-0	88	1229
1313992-8	88	1229
1313993-6	88	1229
1313994-4	85	1023
	85	1037
	85	1063
	85	1077
1313995-1	85	1023
	85	1037
	85	1063
	85	1077
1313996-9	85	1037
	85	1077
1313997-7	85	1023
	85	1037
	85	1063
	85	1077
1315003-2	31	389
	31	391
1315004-0	83	941
1315005-7	83	941
1315006-5	83	941
1315007-3	83	941
1315010-7	83	955
	83	961
1315016-4	83	939
1315017-2	83	939
1315018-0	83	945
1315019-8	83	945
(1315024)	83	955
	83	959
1315028-9	81	903
1315032-1	83	955
	83	959
* 1315033-9		
1315076-8	83	937
1315077-6	83	937
1315080-0	83	937
	83	943
1315081-8	83	943
1315082-6	83	943
(1315098)	83	935
(1315099)	83	935
1315131-1	81	903
1315133-7	82	927
1315138-6	81	911
	81	919
	81	921
1315139-4	81	911
	81	919
	81	921
1315150-1	36	467
	83	963
1315151-9	36	467
	83	963
1315152-7	36	467
	83	963
(1315177)	83	941
	83	947
1315180-8	81	903
1315181-6	81	903
1315203-8	83	965
1315204-6	83	965
1315211-1	83	963
1315287-1	82	927
1315396-0	83	945
1315399-4	82	927
1315408-3	83	939
(1315409)	83	939
1315424-0	82	925
1315425-7	82	925
1315446-3	83	949
1315450-5	36	467
	83	963
1315451-3	36	467
	83	963
1315452-1	83	963
	83	969
1315453-9	36	467
	83	963
	83	969
1315455-4	83	955
	83	959
1315483-6	83	959
1315484-4	81	913
	81	917
1315503-1	82	925
1315528-8	81	909
1315541-1	81	909
1315550-2	83	959
1315551-0	83	959
1315562-7	83	937
1315563-5	83	937
1315566-8	83	937
	83	943
1315576-7	81	907
	81	909
1315581-7	81	901
1315583-3	81	901
1315585-8	81	901
1315587-4	81	901
1315593-2	81	901
1315595-7	81	901
1315597-3	83	955
1315598-1	83	955
1315600-5	81	905
1315611-2	81	911
	81	917
1315612-0	81	911
	81	917
1315615-3	81	905
1315618-7	81	915
1315619-5	81	915
1315643-5	86	1145
1315645-0	86	1145
1315653-4	81	905
1315654-2	83	935
1315655-9	83	935
1315656-7	83	935
1315657-5	83	935
1315659-1	81	905
1315660-9	81	905
1315664-1	83	935
1315665-8	83	935
1315668-2	83	935
1315669-0	83	935
(1315674)	82	925
1315679-9	83	935
1315680-7	83	935
1315683-1	83	935
1315684-9	83	935
1315697-1	81	915
1315698-9	81	915
1315703-7	83	953
1315713-6	83	937
	83	943
1315714-4	83	937
	83	943
1315715-1	83	937
	83	943
1315742-5	81	905
1315749-0	86	1145
1315750-8	81	913
	81	917
1315751-6	81	905
1315752-4	81	907
	81	909
1315754-0	82	925
1315756-5	82	925
1315757-3	82	925

*)Standard part, occurs elsewhere in this catalogue. /Standardartikel, förekommer på flera sidor i denna katalog.

NUMERICAL REGISTER

NUMMERREGISTER

Part No. / Artikel nr	Gr / Gr	Page / Sida
1315759-9	81	907
	81	909
1315761-5	81	905
1315762-3	81	905
1315763-1	83	953
1315771-4	83	973
1315782-1	81	915
1315783-9	81	915
1315788-8	81	905
1315803-5	81	915
1315804-3	81	915
(1315805)	81	915
(1315806)	81	915
1315807-6	81	915
1315808-4	81	915
1315809-2	81	915
1315810-0	81	915
1315817-5	81	913
	81	917
1315836-5	83	955
1315837-3	83	955
(1315846)	83	953
	83	959
1315847-2	83	955
1315848-0	83	955
1315852-2	83	959
1315853-0	83	959
1315854-8	83	961
1315856	83	959
1315857-1	81	907
	81	909
1315865-4	83	953
1315867-0	81	905
1315868-8	81	905
1315877-9	81	917
1315884-5	83	971
1315887-8	83	971
(1315891)	82	925
(1315892)	82	925
1315907-4	83	961
1315910-8	81	915
1315911-6	81	915
1315912-4	83	949
1315914-0	83	959
1315916-5	83	959
1315917-3	83	961
1315918-1	83	959
1315933-0	83	959
1315934-8	83	959
1315935-5	83	959
1315936-3	83	959
1315949-6	83	959
1315966-0	81	911
1315967-8	81	911
1315968-6	83	973
1315997-5	86	1145
1316220-1	83	945
(1316478)	89	1241
1316583-2	81	913
	81	917
	89	1249
	89	1251
1316900-8	89	1241
1316957-8	36	469
	83	939
	83	953
	83	955
	83	959
1317007-1	23	183
	23	189
1317011-3	23	183
1317032-9	23	225
1317074-1	23	183
1317296-0	28	363
1317359-6	21	127
1317376-0	25	255
(1317434)	25	287
1317465-1	26	329
1317466-9	26	317
1317544-3	27	353
1317593-0	21	113
1317665-6	23	173
	23	191
1317667-2	25	309
(1317671)	38	539
1317751-4	23	183
1317810-8	28	363
1317826-4	23	173
	23	191
1317860-3	27	359
1317899-1	25	309
(1317957)	28	381
1318312-4	85	1129
	89	1251
1318965-9	87	1149
	89	1251
(1320162)	87	1149
	89	1251
1320163-7	37	521
	89	1249
	89	1251
1320164-5	37	521
	89	1251
1320306-2	83	953
	83	959
	88	1211
1321061-2	84	1003
	84	1005
1321080-2	84	1001
1321081-0	84	1001
1321511-6	83	953
1321518-1	83	953
1321694-0	84	1005
1321718-7	23	179
	23	243
1321719-5	23	173
	23	175
	23	189
	23	245
	38	539
1321723-7	23	235
1321746-8	84	979
	84	981
1321999-3	89	1241
1322249-2	85	1027
	85	1031
	85	1067
	85	1071
1322250-0	85	1027
	85	1031
	85	1067
	85	1071
1322251-8	85	1027
	85	1031
	85	1035
	85	1067
	85	1071
	85	1075
1322252-6	85	1027
	85	1031
	85	1035
	85	1067
	85	1071
	85	1075
1322253-4	85	1027
	85	1031
	85	1067
	85	1071
1322254-2	85	1027
	85	1067
	85	1071
1322255-9	85	1027
	85	1031
	85	1067
	85	1071
1322256-7	85	1027
	85	1031
	85	1067
	85	1071
1322259-1	85	1045
	85	1085
1322260-9	85	1045
	85	1085
1322261-7	85	1041
	85	1081
1322262-5	85	1041
	85	1081
1322263-3	85	1041
	85	1081
1322264-1	85	1041
	85	1081
1322265-8	85	1041
	85	1081
1322266-6	85	1041
	85	1081
1322711-1	85	1041
	85	1081
1322712-9	85	1041
	85	1081
1322715-2	85	1041
	85	1081
1322716-0	85	1041
	85	1081
1322717-8	85	1045
	85	1085
1322718-6	85	1045
	85	1085
1322719-4	85	1041
	85	1081
1322720-2	85	1041
	85	1081
(1323015)	31	389
1323021-4	38	541
(1323067)	32	403
(1323069)	32	403
	32	405
	32	407
	32	409
(1323070)	32	403
1323071-9	32	403
1323122-0	36	473
1323126-1	38	541
1323157-6	83	953
1323312-7	37	525
1323328-3	32	403
	32	405
(1323329)	32	403
1323330-9	32	405
1323353-1	32	397
	32	405
	32	407
	32	409
1323385-3	87	1159
1323419-0	85	1015
	85	1019
	85	1023
	85	1027
	85	1031
	85	1037
	85	1045
	85	1051
	85	1055
	85	1059
	85	1063
	85	1067
	85	1071
	85	1075
	85	1081
	85	1087
1323420-8	85	1015
	85	1019
	85	1023
	85	1027
	85	1031
	85	1037
	85	1041
	85	1045
	85	1051
	85	1055
	85	1059
	85	1063
	85	1067
	85	1071
	85	1075
	85	1081
	85	1087
1323421-6	85	1015
	85	1019
	85	1023
	85	1027
	85	1031
	85	1037
	85	1041
	85	1051
	85	1055
	85	1059
	85	1063
	85	1067
1323422-4	85	1015
	85	1019
	85	1023
	85	1027
	85	1031
	85	1037
	85	1041
	85	1045
	85	1051
	85	1055
	85	1059
	85	1063
	85	1067
	85	1071
	85	1075
	85	1081
	85	1087
1323423-2	85	1037
	85	1077
1323460-4	87	1167
	87	1171
	87	1175
1323465-3	32	405
1323482-8	32	403
1323483-6	32	403
(1323488)	32	401
	32	403
1323592-4	36	473
1323636-9	37	519
1323670	87	1167
1323708-6	87	1157
1323797-9	38	531
1323822-5	31	389
1323849-8	87	1163
1323850-6	87	1149
1323851-4	87	1153
1323883-7	38	533
1323987-6	31	393
1323998-3	36	475
(1324068)	46	767
(1324069)	37	497
1324070-0	36	473
	36	475
1324089	87	1151
	87	1157
(1324142)	32	399
1324145-0	38	543
1324240-9	87	1183
	87	1189
1324250-8	31	389
	31	391
1324263-1	36	477
	36	479
1324492-6	87	1169
	87	1173
1324496-7	43	575
	43	595
1324582-4	37	517

*)Standard part, occurs elsewhere in this catalogue. /Standardartikel, förekommer på flera sidor i denna katalog.

NUMERICAL REGISTER

NUMMERREGISTER

Group / Grupp 03

Page / Sida 65

Part No. / Artikel nr	Gr / Gr	Page / Sida
(1324617)	32	403
	32	405
(1324618)	32	403
	32	405
	32	411
1324619-4	32	403
	32	405
1324620-2	32	401
	32	403
1324621-0	32	403
(1324630)	87	1179
	87	1185
1324749-9	36	475
(1324750)	38	531
(1324782)	88	1207
1324905-7	43	575
1324950-3	89	1249
	89	1251
(1324956)	32	399
1324957-8	32	401
	32	403
1324958-6	32	405
1324959-4	32	405
(1324960)	32	405
1324961-0	32	405
(1324962)	32	405
1324963-6	32	405
	32	407
	32	409
(1324964)	32	405
(1324965)	32	405
1325002-2	23	239
1325676-3	36	463
1325678-9	36	463
1325683-9	23	245
1325690-4	35	437
	35	439
1325870-2	84	1003
1325913-0	77	893
1325937-9	84	1003
	84	1005
1325938-7	84	1003
	84	1005
1325940-3	84	1003
1325941-1	84	1003
	84	1005
1325942-9	84	1003
	84	1005
1325943-7	84	1003
	84	1005
1325944-5	84	1003
	84	1005
1326015-3	25	259
1326016-1	25	259
1326023-7	23	207
	23	209
1326062-5	23	189
1326110-2	28	381
1326152-4	28	369
1326185-4	23	219
1326186-2	23	219
1326195-3	27	353
	27	355
1326296-9	21	125
1326333-0	21	127
1326336-3	21	127
(1326344)	26	317
1326345-4	27	343
1326352-0	23	219
	23	221
	23	225
1326368-6	27	355
1326370-2	27	353
	27	355
1326407-2	23	175
	23	195
1326410-6	23	175
	23	179
1326427-0	23	189
1326595-4	21	121
1326603-6	25	295
	25	297
1326627-5	25	259
1326891-7	23	247
1326896	28	363
1326899-0	23	235
1328015-1	21	149
1328017-7	21	147
1328018-5	21	147
1328019-3	21	147
1328034-2	21	149
1328036-7	21	147
1328047-4	23	229
(1328088)	21	149
(1328089)	21	149
1328090-4	21	149
1328101-9	23	175
	23	179
1328147-2	21	149
1328148-0	21	149
1328202-5	23	229
1328239-7	22	169
1328240-5	22	169
1328241-3	22	169
1328298-3	23	215
1328333-8	21	153
1328336-1	23	215
1328337-9	25	265
1328391-6	33	423
1328392-4	33	423
	33	425
1328397-3	38	531
1328427-8	25	273
	25	275
	25	281
1328458-3	26	327
1328488-0	27	347
1328498-9	64	845
1328500-2	43	733
1328502-8	23	215
1328517-6	64	845
1328593-7	52	795
1328605-9	25	287
1328606-7	25	287
1328652-1	43	621
1328656-2	43	733
1328696-8	43	733
1328849-3	26	325
1328850-1	32	401
1328871-7	21	147
1328973-1	26	327
1328977-2	22	169
1328997-0	21	153
1329586-0	64	865
1329588-6	64	865
1329589-4	64	865
1329591-0	43	619
1329600-9	27	355
1329649-6	64	849
	64	857
1329652-0	64	857
1329682-7	36	459
	64	845
(1329694)	64	839
	64	843
	64	853
1329785-8	41	551
1329940-9	64	833
(1329998)	64	839
	64	843
	64	845
	64	857
(1329999)	64	839
	64	843
	64	857
1330177-5	21	111
(1330197)	64	835
(1330199)	64	835
1330228-6	64	857
1330231-0	64	857
1330232-8	64	857
1330233-6	64	857
1330234-4	64	857
1330256-7	64	857
	64	861
1330257-5	64	857
	64	861
1330273-2	51	783
	51	785
	51	787
1330285-6	64	855
1330286-4	64	855
1330294-8	64	837
1330300-3	65	877
1330303-7	51	783
1330304-5	51	783
1330306-0	51	785
1330307-8	51	785
1330308-6	51	787
1330309-4	51	787
1330310-2	55	815
1330393-8	64	843
1330396-1	64	843
1330427-4	65	877
(1330459)	64	839
(1330460)	64	839
1330520-6	64	837
1330532-1	41	551
1330539-6	64	841
(1330546)	64	839
1330705-3	64	843
1330738-4	61	823
1330739-2	61	823
1330781-4	27	337
1330788-9	64	839
	64	843
1330797-0	52	795
1330799-6	52	795
	52	801
1330800-2	52	795
	52	801
1330839-0	64	865
1330841-6	72	885
1330842-4	72	885
1330854-9	43	639
1330973-7	65	877
(1331047)	85	1117
1331060-2	88	1235
(1331373)	89	1241
1331473-7	89	1243
(1331731)	89	1255
* 1331823-3		
1332032-0	26	319
1332053-6	22	165
1332069-2	23	189
1332078-3	21	127
1332136-9	21	117
1332137-7	21	117
1332138-5	21	117
1332270-6	87	1191
	87	1197
	87	1199
1332281-3	27	343
1332282-1	27	343
1332284-7	27	343
1332288-8	27	355
1332289-6	27	355
1332347-2	87	1199
1332348-0	87	1191
	87	1193
	87	1195
	87	1197
	87	1199
1332396-9	23	183
	28	367
1332454-6	25	293
	25	299
	25	301
	28	363
	87	1193
	87	1195
	87	1197
	87	1199
1332455-3	23	177
	23	247
	25	291
	25	293
	25	295
	25	297
	25	299
	25	301
	25	305
	28	363
	28	365
	87	1191
	87	1193
1332456-1	25	291
	25	293
	25	295
	25	297
	25	299
	25	301
	25	305
	28	365
	87	1193
	87	1195
1332457-9	23	247
	25	293
	25	295
	25	297
	25	299
	25	301
	87	1191
	87	1195
	87	1197
1332458-7	25	293
	87	1193
1332460-3	25	259
1332514-7	27	355
(1332579)	25	259
1332587-3	28	363
	28	373
1332625-1	23	189
(1332644)	21	119
1332645-9	21	119
(1332655)	23	175
	23	179
(1333688)	85	1117
	85	1123
1333722	89	1257
(1333723)	89	1257
(1333724)	89	1257
1333725	89	1259
(1333726)	89	1259
(1333727)	89	1259
(1333732)	89	1255
1333962-7	27	351
	27	355
	27	357
1333992-4	87	1169
1333993-2	87	1169
1333995-7	87	1169
	87	1179
1334448-6	83	939
	83	945
1334865-1	83	939
1334889-1	23	219
	83	939
	83	945
(1336012)	23	175
1336085-4	25	259
1336119-1	21	125
1336137-3	28	363
1336156-3	27	343
1336169-6	26	317
1336170-4	26	317
1336182-9	43	733
1336185-2	23	231

*)Standard part, occurs elsewhere in this catalogue. /Standardartikel, förekommer på flera sidor i denna katalog.

NUMERICAL REGISTER

NUMMERREGISTER

Part No. Artikel nr	Gr Gr	Page Sida
1336189-4	23	221
1336240-5	28	373
1336242-1	28	373
	28	377
1336255-3	26	317
1336263-7	23	221
1336264-5	23	221
1336285-0	25	285
1336286-8	25	285
1336290-0	21	117
1336291-8	21	117
1336338-7	23	211
	23	213
1336381-7	23	173
1336434-4	28	373
	28	377
1336641-4	23	225
1336642-2	23	225
1336648-9	23	221
1336649-7	23	233
	23	241
	23	243
	23	245
1336664-6	23	175
	23	179
1336681-0	25	309
1336682-8	25	309
1336690-1	28	363
	28	377
1336721-4	21	121
(1336723)	21	121
1336749-5	23	229
(1336753)	21	111
1336754-5	21	111
1336756-0	21	129
1336757-8	21	129
1336761-0	21	129
1336763-6	21	119
1336767-7	21	119
1336773-5	21	119
1336777-6	21	119
1336779-2	21	119
1336821-2	21	125
1336822-0	21	125
1336896-4	23	219
1336913-7	21	127
1336914-5	23	221
1336917-8	25	273
	25	275
	25	281
	25	283
	25	287
1336925-1	23	225
1336927-7	21	125
1336941-8	64	839
1336942-6	87	1179
(1336943)	87	1179
1336944-2	64	839
	87	1179
1336962-4	32	397
(1336976)	64	841
1336981-4	23	197
	23	205
1336996-2	27	339
1338191-8	85	1129
1338249-4	85	1107
1338250-2	85	1107
1340022-1	43	695
1340023-9	43	697
1340027-0	43	713
	43	721
1340028-8	43	657
(1340029)	43	657
(1340030)	43	679
	43	711
1340031-2	43	703
	43	709
	43	713
	43	721
(1340032)	43	679
	43	711
1340033-8	43	703
	43	707
	43	713
	43	721
	43	725
1340035-3	43	671
	43	677
	43	683
(1340036)	43	669
	43	699
1340038-7	43	671
	43	677
	43	683
	43	687
1340039-5	43	657
	43	697
1340040-3	43	657
1340041-1	43	683
	43	687
1340042-9	43	695
1340043-7	43	689
1340045-2	43	695
1340046-0	43	689
	43	691
	43	695
1340047-8	43	661
	43	691
1340048-6	43	671
	43	675
	43	681
1340052-8	43	679
(1340053)	43	669
	43	699
1340055-1	43	689
1340056-9	43	689
1340057-7	43	691
1340058-5	43	691
1340059-3	43	691
1340060-1	43	671
	43	677
	43	683
	43	687
1340062-7	43	683
1340064-3	43	683
	43	687
1340082-5	43	705
	43	717
	43	723
1340083-3	43	705
	43	717
	43	723
1340084-1	43	717
	43	723
1340085-8	43	709
	43	721
	43	725
1340096-5	43	661
	43	689
1340097-3	43	669
	43	675
	43	679
	43	685
1340098-1	43	669
	43	675
	43	705
1340099-9	43	669
	43	675
	43	705
1340101-3	43	679
	43	717
1340102-1	43	679
	43	685
	43	717
1340103-9	43	679
	43	717
1340104-7	43	679
	43	685
	43	717
1340105-4	43	669
	43	675
	43	705
(1340123)	43	675
1340127-8	43	683
1340128-6	43	683
	43	687
1340131-0	43	683
1340133-6	43	679
1340136-9	43	669
	43	675
	43	681
	43	685
1340137-7	43	695
1340328-2	43	603
	43	609
1340329-0	43	605
	43	611
1340331-6	45	749
	45	753
1340332-4	45	749
	45	753
1340335-7	45	751
	45	753
(1340340)	45	749
	45	753
1340341-5	45	749
	45	753
1340342-3	45	749
	45	753
1340345-6	45	749
	45	753
1340346-4	45	749
	45	753
1340351-4	45	749
	45	753
1340355-5	45	749
	45	753
1340356-3	45	749
	45	753
1340405-8	43	605
	43	611
1340494-2	43	589
	43	593
	43	603
1340495-9	43	605
	43	609
1340497-5	43	603
	43	609
1340498-3	46	771
1340499-1	43	617
1340500-6	45	753
	45	755
1340504-8	45	753
	45	755
(1340514)	43	623
	43	629
1340549-3	41	551
	41	555
1340588-1	43	605
	43	611
1340619-4	43	607
	43	611
1340620-2	46	771
1340627-7	43	605
	43	611
1340628-5	43	599
	43	605
	43	611
1340629-3	43	605
	43	611
1340634-3	43	575
	43	583
(1340636)	41	551
	41	555
1340638-4	43	615
	43	617
1340649-1	43	589
	43	593
	43	603
	43	605
	43	611
1340651-7	43	605
	43	609
(1340683)	43	595
(1340684)	43	585
(1340752)	45	749
	45	753
1340757-2	43	593
	43	597
	43	603
	43	609
1340758-0	41	551
	41	555
1340791-1	46	769
1340897-6	43	605
	43	611
1340898-4	43	605
	43	611
1340904-0	43	605
	43	611
* *(1340910)*		
(1340926)	43	587
	43	595
* *(1340928)*		
* 1340929-7		
(1340964)	43	625
	43	631
(1340965)	43	625
	43	631
(1340966)	43	623
1340988-3	43	587
	43	591
	43	595
1340989-1	43	575
	43	583
1340990-9	43	587
	43	591
	43	595
1340991-7	43	601
	43	607
	43	611
1340992-5	43	597
	43	603
	43	609
1340993-3	43	601
	43	607
	43	613
1342290-2	77	893
1342499-9	84	1003
1342554-1	36	461
1342867-7	23	235
1342925-3	77	893
(1342927)	84	1009
(1343359)	89	1259
(1343360)	89	1259
(1343361)	89	1259
(1343362)	89	1259
(1343363)	89	1259
(1343364)	89	1259
(1343365)	89	1261
(1343366)	89	1261
(1343367)	89	1261
(1343368)	89	1263
(1343369)	89	1263
(1343370)	89	1261
(1343371)	89	1261
(1343372)	89	1261
(1343429)	89	1263
(1343430)	89	1263
1343512-8	87	1191
1343513-6	87	1191
	87	1193
1343514-4	87	1197
1345739-5	85	1097
1346013-4	21	125
1346024-1	32	397
1346026-6	32	397
1346027-4	32	397
1346072-0	25	273
	25	275

*)Standard part, occurs elsewhere in this catalogue. /Standardartikel, förekommer på flera sidor i denna katalog.

NUMERICAL REGISTER

NUMMERREGISTER

Group
Grupp
03

Page
Sida
67

Part No. Artikel nr	Gr Gr	Page Sida
1346107-4	28	363
1346125-6	23	173
	23	185
1346149-6	64	839
1346225-4	23	211
1346231-2	23	211
1346299-9	25	273
	25	275
	25	279
	25	281
	25	283
1346381-5	21	123
1346392-2	21	125
1346393-0	23	189
	23	249
1346395-5	26	317
1346438-3	21	119
1346442-5	21	119
1346463-1	43	735
1346476-3	23	181
1346477-1	23	181
1346519-0	64	839
1346520-8	64	839
1346541-4	28	363
1346561-2	43	733
1346562-0	43	733
* 1346593-5		
1346613-1	87	1179
1346614-9	64	839
1346617-2	28	381
1346645-3	23	183
(1346685)	23	221
(1346707)	33	415
	33	417
* 1346733-7		
1346768-3	25	283
1346796-4	28	377
1346799-8	28	373
1346800-4	28	373
	28	377
1346802-0	28	377
1346803-8	28	373
(1346839)	26	317
1346888-9	25	293
	25	295
	25	297
	25	301
	87	1191
1346919-2	28	363
	28	377
1346920-0	25	267
1346962-2	23	183
1346968-9	26	319
(1346994)	26	317
1347003-4	38	531
1347034-9	36	477
1347036-4	36	477
1347038-0	36	477
1347040-6	36	477
1347042-2	36	479
1347044-8	36	479
1347045-5	36	477
	36	479
1347046-3	36	477
1347047-1	36	477
1347526-4	38	533
1347540-5	32	405
	32	409
1347547-0	36	469
1347548-8	36	469
1347569-4	37	519
(1347603)	36	475
1347606-4	32	405
	32	407
(1347607)	32	405
	32	407
1347690-8	87	1163
1347730-2	87	1167
1347731-0	87	1167
1347764-1	36	475
(1347767)	37	525
1347768-2	36	475
1347807-8	37	515
1347824-3	88	1207
1347835-9	37	503
1347837-5	37	503
1347843-3	37	495
1347846-6	43	615
	43	617
1347876-3	37	497
1347878-9	88	1207
1347889-6	37	521
1347892-0	37	517
1347946-4	88	1207
1348003-3	37	519
1348019-9	37	503
1348027-2	38	533
	38	537
1348028-0	38	533
	38	537
1348043-9	37	487
(1348122)	36	479
1348132-0	27	351
	27	355
	27	357
1348244-3	87	1169
1348249-2	36	473
1348252-6	87	1157
1348258-3	38	533
1348259-1	38	533
(1348262)	87	1165
1348318-5	32	403
1348319-3	32	405
	32	407
(1348322)	32	403
	32	405
	32	407
	32	409
1348323-5	36	477
1348344-1	88	1211
1348345-8	88	1213
1348346-6	88	1213
1348347-4	88	1211
1348348-2	88	1211
1348349-0	88	1213
1348353-2	88	1213
1348380-5	88	1209
1348384-7	88	1209
1348385-4	88	1209
1348386-2	88	1209
1348391-2	88	1207
1348393-8	88	1207
1348395-3	88	1207
1348399-5	88	1207
1348401-9	88	1207
1348403-5	88	1207
1348436-5	88	1209
1348481-1	88	1209
1348484-5	88	1209
1348487-8	88	1209
1348491-0	88	1209
1348494-4	88	1211
1348497-7	88	1211
1348500-8	88	1211
(1348506)	32	397
	32	403
(1348507)	32	397
(1348508)	32	397
	32	403
1348516-4	36	477
(1348517)	36	477
1348518-0	36	477
1348561-0	38	533
1348562-8	38	533
1348563-6	38	533
1348564-4	38	533
(1348600)	36	475
1348609-7	87	1157
1348610-5	87	1157
* 1348658-4		
1348659-2	38	533
(1348666)	87	1151
	87	1157
1348668-3	37	517
(1348688)	87	1159
(1348689)	87	1159
(1348783)	88	1211
(1348881)	37	503
1348890-3	46	767
1348921-6	38	533
1348996-8	88	1209
1349815-9	89	1243
(1350134)	85	1095
1350145-7	85	1095
1350146-5	85	1095
1350147-3	85	1095
1350148-1	85	1095
1350149-9	85	1095
1350502-9	89	1245
1350509	89	1245
1350726-4	85	1037
	85	1077
1350727-2	85	1037
	85	1077
1350730-6	85	1037
	85	1077
1350731-4	85	1037
	85	1077
(1350934)	85	1095
1350941-9	88	1217
1350942-7	88	1217
1350944-3	88	1217
(1350967)	88	1217
(1350968)	88	1217
(1350970)	88	1217
(1350971)	88	1217
1353761-8	85	1129
1354051-3	85	1133
1354054-7	85	1133
1354055-4	85	1133
1354703-9	88	1225
1355190-8	89	1241
1355200-5	83	935
1355201-3	83	935
* 1355495-1		
1355535-4	83	939
	83	951
	83	955
	83	959
1357002-3	25	273
	25	275
	25	279
	25	281
	25	283
1357029-6	25	291
	25	293
	25	295
	25	297
1357059-3	23	221
1357062-7	25	279
1357065-0	25	275
	25	279
	25	283
	25	287
1357066-8	25	275
	25	279
1357067-6	25	275
	25	279
	25	283
	25	287
1357088-2	23	211
(1357091)	25	283
1357125-2	23	247
1357126-0	23	221
1357157-5	23	175
(1357199)	33	415
	33	419
1357205-2	27	339
1357210-2	27	339
1357259-9	23	177
	87	1191
	87	1193
	87	1195
	87	1197
1357333-2	33	417
1357334-0	33	417
1357335-7	33	417
	33	425
1357336-5	23	197
	87	1193
* 1357345-6		
1357349-8	23	175
	23	203
1357350-6	64	839
1357363-9	23	225
1357365-4	23	219
	23	221
1357371-2	25	253
(1357373)	33	415
1357374-6	23	219
1357382-9	23	175
1357384-5	25	295
1357418-1	28	377
1357419-9	28	377
(1357446)	23	181
	23	207
(1357447)	23	181
	23	207
1357450-4	23	207
1357451-2	23	207
1357498-3	25	299
	25	301
1357511-3	25	305
1357572-5	21	119
1357574-1	23	225
(1357591)	23	181
	23	207
1357603-8	25	253
1357620-2	21	125
1357621-0	21	125
1357628-5	33	415
	33	429
1357638-4	23	179
	23	199
1357639-2	23	179
	23	199
(1357655)	23	183
1357666-5	23	207
(1357670)	23	225
1357709-3	87	1179
1357715-0	21	115
1357716-8	21	115
1357718-4	21	115
1357720-0	21	115
1357721-8	21	115
1357723-4	21	115
1357755-6	25	273
	25	275
	25	279
	25	281
	25	283
1357756-4	25	275
	25	279
	25	283
	25	287
1357758-0	25	275
	25	279
	25	283
	25	287
1357760-6	25	259
1357775-4	26	319
	26	323
1357776-2	26	325
(1357782)	25	259
(1357816)	21	111
1357845-5	43	619
1357847-1	23	175
1357861-2	28	381
(1357880)	27	359
(1357881)	27	359

*)Standard part, occurs elsewhere in this catalogue. /Standardartikel, förekommer på flera sidor i denna katalog.

NUMERICAL REGISTER

NUMMERREGISTER

Part No. Artikel nr	Gr Gr	Page Sida
1357882-8	27	359
1357883-6	27	359
1357884-4	27	359
1357943-8	25	257
(1357981)	25	273
	25	275
	25	281
	25	283
1357982-6	25	273
	25	275
	25	281
	25	283
	25	285
	25	287
1357987-5	64	839
1357991-7	28	381
(1358045)	89	1241
1359003-9	27	337
(1359076)	41	551
(1359106)	27	349
(1359107)	27	349
(1359108)	27	349
1359116-9	64	845
	64	865
(1359127)	27	349
(1359128)	27	349
1359131-8	51	785
1359138-3	43	619
	43	637
	43	639
1359139-1	27	359
1359149-0	61	823
1359198-7	51	783
	51	785
1359216-7	77	893
1359403-1	64	835
1359404-9	64	835
1359449-4	64	841
1359461-9	64	841
1359502-0	55	815
1359509-5	41	551
	41	555
	41	559
	52	805
1359621-8	64	839
1359625-9	64	839
1359649-9	64	839
1359652-3	64	839
1359663-0	64	861
1359665-5	64	861
1359667-1	64	861
1359670-5	77	893
1359700-0	64	857
	64	861
1359701-8	64	857
	64	861
1359773-7	51	783
	51	785
1359805-7	64	839
1359812-3	61	823
1359900-6	64	839
	64	843
	64	845
	64	861
(1359901)	64	839
	64	843
	64	861
1360159-6	89	1243
1360203-2	85	1015
	85	1055
1360205-7	85	1015
	85	1055
1360207-3	85	1015
	85	1055
1360209-9	85	1015
	85	1055
1360211-5	85	1023
	85	1063
1360213-1	85	1023
	85	1063
1360214-9	85	1023
	85	1063
1360215-6	85	1023
	85	1063
1360217-2	85	1023
	85	1063
(1360247)	85	1095
1360253-7	85	1095
1360258-6	88	1225
1360304-8	89	1243
1360329-5	85	1019
	85	1059
1360330-3	85	1019
	85	1059
1360331-1	85	1019
	85	1059
1360332-9	85	1019
	85	1059
1360335-2	85	1047
	85	1087
1360336-0	85	1047
	85	1087
1360340-2	85	1051
	85	1091
1360341-0	85	1051
	85	1091
1360342-8	85	1051
	85	1091
1360367-5	88	1231
1360411-1	85	1121
1360412-9	85	1121
1360533-2	82	927
1360578-7	85	1037
	85	1077
1360579-5	85	1037
	85	1077
1360580-3	85	1037
	85	1077
1360581-1	85	1037
	85	1077
1360582-9	85	1037
	85	1077
1360583-7	85	1037
	85	1077
1360584-5	85	1037
	85	1077
1360585-2	85	1037
	85	1077
1360586-0	85	1037
	85	1077
1360587-8	85	1037
	85	1077
1360588-6	85	1037
	85	1077
1360589-4	85	1037
	85	1077
1360620-7	85	1023
1360621-5	85	1023
1360622-3	85	1023
(1360630)	85	1063
(1360633)	85	1063
1360635-5	85	1063
(1360636)	85	1063
(1360639)	85	1063
1360727-0	88	1229
1360760-1	85	1095
(1360762)	88	1219
(1360763)	88	1219
1360773-4	85	1095
1360818-7	88	1237
1360819-5	88	1237
1360822-9	85	1043
	85	1047
1360823-7	85	1043
	85	1047
1360824-5	85	1045
	85	1053
1360825-2	85	1045
	85	1053
1360826-0	85	1043
	85	1047
	85	1051
1360827-8	85	1043
	85	1047
	85	1053
1360830-2	85	1043
	85	1051
1360831-0	85	1043
	85	1053
1360871-6	83	973
1360872-4	89	1249
	89	1251
(1360878)	83	941
(1360879)	83	947
1360884-9	83	973
1360888-0	83	973
1360892-2	83	975
1360894-8	88	1219
1360896-3	88	1219
1360901-1	88	1209
1360902-9	88	1209
1360903-7	88	1209
1360904-5	88	1209
(1360905)	88	1209
(1360906)	88	1209
(1360907)	88	1209
(1360908)	88	1209
1360909-4	88	1219
1360910-2	88	1219
1360911-0	83	973
1360920-1	85	1125
1360921-9	85	1125
1360922-7	85	1125
1360923-5	85	1127
1360936-7	85	1133
1360947-4	85	1113
	85	1119
1360948-2	85	1113
	85	1119
1360949-0	85	1113
	85	1119
1360950-8	85	1115
	85	1121
1360951-6	85	1113
	85	1119
1360952-4	85	1115
	85	1121
1360953-2	85	1113
	85	1119
1360954-0	85	1115
	85	1121
1360958-1	85	1057
	85	1061
	85	1065
1360959-9	85	1093
1360960-7	85	1057
	85	1061
	85	1065
1360961-5	85	1089
	85	1093
1360962-3	85	1057
	85	1061
	85	1065
1360963-1	85	1093
1360964-9	85	1057
	85	1061
	85	1065
1360965-6	85	1089
1360966-4	85	1115
	85	1121
1360967-2	85	1115
	85	1121
1360968-0	85	1115
	85	1121
1360969-8	85	1115
	85	1121
1360970-6	85	1019
	85	1023
	85	1059
	85	1063
1360971-4	85	1019
	85	1023
	85	1059
	85	1063
1360972-2	85	1019
	85	1023
	85	1059
	85	1063
1360973-0	85	1019
	85	1023
	85	1059
	85	1063
1360974-8	85	1019
	85	1023
	85	1059
	85	1063
1360975-5	85	1019
	85	1023
	85	1059
	85	1063
1360976-3	85	1019
	85	1023
	85	1059
	85	1063
1360977-1	85	1019
	85	1023
	85	1059
	85	1063
1360978-9	85	1047
	85	1087
1360979-7	85	1047
	85	1087
1360980-5	85	1051
	85	1091
1360981-3	85	1051
	85	1091
1360982-1	85	1051
	85	1091
1360983-9	85	1051
	85	1091
1360984-7	85	1047
	85	1051
	85	1087
	85	1091
1360985-4	85	1047
	85	1051
	85	1087
	85	1091
1360986-2	85	1015
	85	1055
1360987-0	85	1015
	85	1055
1360988-8	85	1015
	85	1055
1360989-6	85	1015
	85	1055
1360990-4	85	1015
	85	1055
1360991-2	85	1015
	85	1055
1360992-0	85	1015
	85	1055
1360993-8	85	1015
	85	1055
1360994-6	85	1019
	85	1023
	85	1061
	85	1063
1360995-3	85	1021
	85	1023
	85	1061
	85	1065
1360996-1	85	1019
	85	1023
	85	1061
	85	1063
1360997-9	85	1021
	85	1023
	85	1061
	85	1065

*)Standard part, occurs elsewhere in this catalogue. /Standardartikel, förekommer på flera sidor i denna katalog.

NUMERICAL REGISTER

NUMMERREGISTER

Group / Grupp 03

Page / Sida 69

Part No. / Artikel nr	Gr / Gr	Page / Sida
1360998-7	85	1019
	85	1023
	85	1061
	85	1063
1360999-5	85	1021
	85	1023
	85	1061
	85	1063
1362002-6	87	1163
1362029-9	37	507
1362031-5	37	519
1362121-4	38	537
1362122-2	38	537
1362124-8	38	537
1362125-5	38	537
1362162-8	87	1169
1362164-4	37	495
1362194-1	87	1167
1362200-6	87	1167
1362203-0	88	1211
1362204-8	88	1211
1362214-7	37	503
1362278-2	36	475
1362284-0	36	475
(1362404)	37	483
1362516-5	37	503
1362524-9	37	497
1362535-5	36	479
1362537-1	38	533
	38	537
1362549-6	37	493
1362557-9	37	503
1362573-6	37	487
1362640-3	37	517
1362654-4	38	537
1362655-1	38	537
1362671-8	38	537
1362672-6	38	537
1362673-4	38	537
1362674-2	38	537
1362675-9	38	537
1362676-7	38	537
1362677-5	38	537
(1362678)	36	477
1362693-2	43	615
1362710-4	32	403
	32	405
	32	407
	32	409
	32	411
1362770-8	36	479
1362790-6	38	533
	38	537
1362791-4	37	483
1362924-1	36	475
1362986-0	38	533
	38	537
1363011-6	36	471
1363045-4	37	517
1363046-2	37	517
1363117-1	38	537
1363147-8	37	521
1363190-8	37	521
(1363220)	38	535
	38	537
1363378-9	37	495
1363389-6	38	533
1363438-1	36	473
1363449-8	36	475
	87	1173
1363454-8	37	483
(1363456)	37	483
(1363457)	37	485
(1363458)	31	389
(1363459)	31	389
1363461-3	37	493
1363467-0	32	405
1363469-6	32	407
	32	409
1363474-6	38	533
1363485-2	37	503
1363493-6	32	397
	32	403
	32	405
	32	407
(1363496)	32	397
	32	407
1363509-9	31	393
1363510-7	32	399
	32	405
	32	409
(1363512)	32	399
	32	409
1363516-4	36	475
1363533-9	33	419
1363534-7	33	419
1363535-4	33	419
1363536-2	33	419
1363537-0	33	419
1363538-8	33	419
(1363539)	33	419
1363540-4	33	419
1363541-2	33	419
1363542-0	33	419
1363543-8	33	419
1363544-6	33	419
1363545-3	33	419
1363546-1	33	419
1363547-9	33	419
1363548-7	33	419
	33	429
1363680-8	37	515
1363740-0	32	407
	32	409
(1363743)	32	407
	32	409
1363786-3	36	475
1363819-2	36	471
1363820-0	36	471
1363903-4	31	393
1363914-1	32	403
1363915-8	32	403
1364000-8	85	1019
	85	1023
	85	1061
	85	1063
1364001-6	85	1021
	85	1023
	85	1061
	85	1063
(1364002)	85	1047
	85	1087
(1364003)	85	1047
	85	1087
1364004-0	85	1051
	85	1091
1364005-7	85	1051
	85	1091
(1364006)	85	1051
	85	1091
(1364007)	85	1051
	85	1091
(1364008)	85	1047
	85	1051
	85	1087
	85	1091
(1364009)	85	1047
	85	1051
	85	1087
	85	1091
1364010-7	85	1015
	85	1055
1364011-5	85	1015
	85	1055
1364012-3	85	1015
	85	1055
1364013-1	85	1015
	85	1057
1364014-9	85	1015
	85	1055
1364015-6	85	1015
	85	1057
1364016-4	85	1015
	85	1055
1364017-2	85	1015
	85	1057
1364021-4	85	1111
	88	1219
1364024-8	85	1065
1364025-5	85	1065
1364026-3	85	1065
1364027-1	85	1065
1364028-9	85	1065
1364029-7	85	1065
1364030-5	85	1065
1364031-3	85	1065
1364036-2	85	1113
	85	1119
1364037-0	85	1113
	85	1119
1364038-8	85	1113
	85	1119
1364039-6	85	1113
	85	1119
1364040-4	85	1113
	85	1119
1364041-2	85	1113
	85	1119
1364042-0	85	1113
	85	1119
1364043-8	85	1113
	85	1119
1364057-8	85	1117
	85	1123
1364061-0	88	1219
1364071-9	85	1017
	85	1021
	85	1025
	85	1029
	85	1033
	85	1035
	85	1043
	85	1047
1364072-7	85	1017
	85	1021
	85	1025
	85	1029
	85	1033
	85	1039
	85	1043
	85	1053
1364073-5	85	1017
	85	1021
	85	1025
	85	1029
	85	1033
	85	1039
	85	1045
	85	1053
1364074-3	85	1017
	85	1021
	85	1025
	85	1029
	85	1033
	85	1039
	85	1043
	85	1049
	85	1053
1364078-4	88	1207
(1364079)	88	1207
(1364080)	88	1207
(1364081)	88	1207
1364082-6	88	1207
1364086-7	84	1009
(1364117)	85	1131
1364118-5	85	1133
1364121-2	89	1245
1364127-9	85	1121
(1364131)	83	941
1364132-9	83	947
1364196-4	89	1245
1364207-9	85	1131
1364210-3	88	1209
1364211-1	88	1209
1364212-9	88	1209
1364213-7	88	1209
1364421-6	88	1207
1364423-2	88	1207
1364504-9	85	1041
	85	1047
1365536-0	87	1185
1365537-8	87	1185
1365538-6	87	1185
1365539-4	87	1185
1365540-2	87	1185
1365541-0	87	1185
1365990-9	85	1117
1365991-7	85	1117
1365992-5	85	1123
1365993-3	85	1123
1365996-6	88	1209
1367007-0	23	221
1367008-8	23	221
1367010-4	23	221
1367012-0	23	221
1367014-6	28	381
1367026-0	23	221
1367058-3	28	367
1367085-6	33	423
1367086-4	33	423
1367087-2	33	423
1367088-0	33	423
1367089-8	33	423
1367090-6	33	423
1367091-4	33	423
1367093-0	33	423
1367094-8	33	423
1367095-5	33	423
1367096-3	33	423
1367097-1	33	423
1367098-9	33	423
	33	429
1367099-7	33	423
1367100-3	33	423
	33	429
1367101-1	33	423
1367102-9	33	423
	33	429
1367103-7	33	423
1367104-5	33	423
1367105-2	33	423
* 1367124-3		
1367159-9	27	359
1367194-6	27	339
1367253-0	38	539
1367254-8	38	539
1367255-5	38	539
1367373-6	33	417
1367374-4	33	417
1367375-1	33	417
	33	419
	33	425
1367377-7	33	417
1367379-3	33	417
1367380-1	33	417
1367382-7	28	363
	28	375
1367388-4	27	359
1367389-2	27	359
1367414-8	33	425
1367415-5	33	425
1367416-3	33	425
1367417-1	33	425
1367418-9	33	425
1367419-7	33	425
1367421-3	33	425
1367422-1	33	425
1367423-9	33	425
1367425-4	33	425
1367427-0	33	425

*)Standard part, occurs elsewhere in this catalogue. /Standardartikel, förekommer på flera sidor i denna katalog.

NUMERICAL REGISTER

NUMMERREGISTER

Part No. Artikel nr	Gr Gr	Page Sida
	33	429
1367428-8	33	425
1367438-7	28	367
1367454-4	23	183
1367468-4	28	367
	28	375
1367497-3	27	359
1367523-6	23	235
1367534-3	27	359
1367548-3	23	221
* 1367622-6		
1367624-2	38	539
1367644-0	28	367
1367677-0	89	1243
1367734-9	25	253
1367750-5	23	225
1367751-3	23	225
1367969-1	25	297
1367971-7	25	297
1367979-0	23	175
1367999-8	28	367
1369001-1	84	981
1369304-9	35	435
1369553-1	35	433
1369741-2	35	443
1369742-0	35	443
1369743-8	35	443
1369744-6	35	443
1370034-9	85	1095
1370057-0	88	1233
1370060-4	88	1233
1370187-5	87	1163
1370235-2	87	1167
	87	1171
	87	1175
1370240-2	87	1159
1370265-9	88	1231
	88	1233
	88	1237
1370266-7	88	1231
	88	1233
	88	1237
1370267-5	88	1231
	88	1233
	88	1237
1370268-3	88	1233
1370269-1	88	1231
	88	1233
	88	1237
1370396-2	37	519
	88	1217
1370404-4	88	1225
1370417-6	87	1167
	87	1171
	87	1175
(1370420)	87	1151
	87	1157
1370426-7	87	1149
	87	1153
1370484-6	87	1167
	87	1171
	87	1175
1370530-6	87	1167
	87	1171

Part No. Artikel nr	Gr Gr	Page Sida
	87	1175
1370536-3	85	1063
1370537-1	85	1063
1370538-9	85	1063
1370539-7	85	1063
1370718-7	88	1225
1370740-1	88	1225
1370741-9	88	1227
1370742-7	88	1225
1370743-5	88	1227
1370744-3	88	1227
1370745-0	88	1227
1370746-8	88	1227
1370747-6	88	1227
1370748-4	88	1225
1370749-2	88	1227
1370750-0	88	1227
1370752-6	88	1227
1370762-5	85	1099
	85	1101
1370763-3	85	1099
	85	1101
1370764-1	85	1099
	85	1101
1370765-8	85	1099
	85	1101
1371389-6	88	1211
1371737-6	89	1245
1372000-8	36	461
	82	925
1372001-6	83	941
1372003-2	83	947
1372004-0	83	947
1372026-3	86	1141
1372029-7	36	451
	36	453
	36	455
	36	457
1372041-2	35	437
	35	439
1372042-0	35	437
	35	439
1372043-8	35	439
(1372046)	36	451
1372051-1	84	987
	84	995
1372058-6	83	957
	83	961
1372059-4	84	983
	84	987
	84	991
	84	995
1372060-2	36	461
1372061-0	82	929
1372071-9	35	439
(1372074)	83	939
1372077-6	84	987
	84	995
1372078-4	84	987
	84	995
1372080-0	82	927
(1372088)	86	1137
(1372089)	86	1137
(1372090)	86	1137

Part No. Artikel nr	Gr Gr	Page Sida
(1372091)	86	1137
1372092-5	86	1137
1372093-3	86	1137
1372104-8	36	461
1372105-5	77	893
1372111-3	88	1219
1372131-1	86	1139
1372134-5	86	1139
1372146-9	84	1007
1372149-3	84	1007
1372153-5	36	459
1372174-1	84	1009
1372175-8	84	1009
1372176-6	86	1141
(1372189)	86	1141
(1372190)	86	1141
1372193-1	36	449
1372200-4	84	1009
1372202-0	84	1009
1372203-8	84	1005
1372210-3	35	437
1372211-1	35	437
1372212-9	35	437
1372213-7	35	437
1372215-2	36	451
	36	453
	36	455
	36	457
	37	519
1372249-1	86	1141
1372250-9	86	1141
1372254-1	84	1009
1372255-8	35	435
1372261-6	83	945
1372262-4	83	945
(1372264)	83	941
1372267-3	36	465
1372293-9	84	1003
1372302-8	84	1003
1372304-4	36	461
1372305-1	36	461
1372306-9	36	461
1372307-7	36	455
	36	457
1372308-5	36	451
	36	453
1372311-9	36	451
	36	453
1372312-7	36	455
	36	457
1372315-0	36	451
	36	453
1372316-8	36	455
	36	457
1372321-8	35	435
1372328-3	86	1137
1372329-1	86	1137
1372330-9	86	1137
1372331-7	86	1137
1372332-5	86	1137
1372333-3	86	1137
1372334-1	86	1139
1372335-8	86	1139
1372336-6	86	1139

Part No. Artikel nr	Gr Gr	Page Sida
1372337-4	86	1139
1372338-2	86	1139
1372339-0	86	1139
1372340-8	86	1139
1372341-6	86	1139
1372342-4	86	1139
1372343-2	86	1139
1372344-0	86	1139
1372345-7	86	1139
1372353-1	83	941
(1372354)	83	947
1372359-8	36	455
	36	457
1372380-4	35	433
1372381-2	35	433
1372394-5	35	433
1372395-2	35	433
1372398-6	35	433
1372399-4	35	433
1372418-2	84	1003
1372425-7	84	1003
1372439-8	35	439
1372440-6	35	439
1372447-1	35	437
1372448-9	35	437
1373186-4	87	1151
1373187-2	87	1153
1373228-4	87	1197
1373233-4	87	1153
1373261-5	88	1237
1373267-2	87	1153
1373388-6	88	1225
1373425-6	85	1107
1373426-4	85	1107
1373427-2	85	1107
1373428-0	85	1107
1373432-2	85	1107
1373433-0	85	1107
1373434-8	85	1107
1373435-5	85	1107
1373466	87	1159
1373470-2	85	1105
(1373507)	85	1105
1373523-8	87	1159
1373560-0	87	1151
1373561-8	87	1151
1373567-5	87	1153
1373568-3	87	1153
1373615-2	88	1217
1373616-0	88	1217
1373617-8	88	1217
1373618-6	88	1217
(1373897)	87	1167
	87	1173
	87	1175
1373905-7	87	1159
(1373908)	87	1169
(1373914)	87	1167
	87	1171
	87	1175
1373949-5	85	1107
1373950-3	85	1107
(1377041)	43	625
1377043-3	43	625

Part No. Artikel nr	Gr Gr	Page Sida
1377044	43	625
* 1377049-0		
1377098-7	43	597
	43	603
	43	609
1377115-9	41	551
1377132-4	41	553
	41	555
1377325-4	41	551
	41	555
(1377326)	41	551
1377332-0	46	767
1377334-6	43	575
	43	587
	43	591
	43	595
	43	601
	43	607
	43	613
	46	767
1377553-1	45	749
	45	753
1377559-8	41	551
1377561-4	41	559
1377571-3	45	749
	45	753
1377620-8	43	599
	43	607
	43	611
1377647-1	43	657
1377665-3	43	605
	43	611
1377666-1	43	585
	43	589
1377667-9	43	595
1377668-7	43	589
	43	593
	43	603
1377669-5	41	551
(1377715)	43	585
	43	603
	43	609
1377742-0	43	733
1377746-1	43	699
	43	705
	43	711
	43	717
	43	723
1377747-9	43	665
	43	699
	43	705
	43	711
	43	717
	43	723
1377748-7	43	575
	43	583
1377766-9	43	617
1378100-0	25	273
	25	275
	25	281
	25	283
	25	285
1378114-1	22	165
1378153-9	87	1179

*)Standard part, occurs elsewhere in this catalogue. /Standardartikel, förekommer på flera sidor i denna katalog.

NUMERICAL REGISTER

NUMMERREGISTER

Part No. Artikel nr	Gr Gr	Page Sida
1378156-2	64	841
1378162-0	28	367
1378217-2	25	267
(1378218)	25	273
	25	275
	25	279
	25	281
	25	283
1378285-9	21	127
(1378288)	21	127
1378304-8	23	175
	23	195
1378392-3	25	297
1378412-9	21	119
(1378456)	25	275
	25	279
	25	283
	25	289
(1378457)	25	275
	25	279
	25	287
1378487-1	21	119
	25	305
1378488-9	25	253
	25	295
	25	297
1378490-5	23	181
1378491-3	26	317
1378492-1	21	125
1378493-9	21	129
1378504-3	26	331
* 1378511-8		
1378604-1	32	397
1378611-6	21	129
1378645-4	21	119
1378646-2	21	119
1378750-2	43	619
(1378797)	21	125
1378864-1	22	165
1378869-0	26	319
	26	323
	26	325
1378870-8	21	111
1378872-4	25	283
1378879-9	25	253
	25	255
	25	259
1378963-1	21	121
1378967-2	21	121
(1378978)	26	319
1378985-4	21	111
(1379282)	89	1249
	89	1251
1379685-9	89	1251
(1381007)	89	1265
(1381008)	89	1265
(1381011)	89	1265
1381015-5	89	1267
1381030-4	89	1261
1381031-2	89	1261
1381032-0	89	1265
1381033-8	89	1265
1381034-6	89	1265
1381035-3	89	1265
1381036-1	89	1265
1381037-9	89	1265
1381038-7	89	1261
1381039-5	89	1261
1381040-3	89	1261
1381041-1	89	1261
1381504-8	43	575
	43	587
	43	591
	43	595
	43	601
	43	607
	43	613
1381565-9	43	589
	43	593
	43	603
1381966-9	43	615
	43	617
1381967-7	43	615
	43	617
* 1382024-6		
1382040-2	81	903
1382106-1	81	903
1382113-7	81	903
1382120-2	81	903
1382125-1	82	927
1382127-7	82	927
1382134-3	86	1145
1382135-0	82	927
1382149-1	83	953
1382152-5	82	927
1382164-0	82	927
1382200-2	82	927
1382201-0	82	927
1382203-6	83	953
1382224-2	81	915
1382225-9	81	915
1382285-3	83	973
1382291-1	81	907
	83	973
1382294-5	82	925
1382301-8	81	903
1382317-4	81	911
	81	915
1382318-2	81	911
	81	915
1382338-0	83	969
1382339-8	83	969
1382340-6	83	969
1382344-8	83	971
1382345-5	83	971
1382346-3	83	971
1382348-9	83	965
	83	969
1382349-7	83	965
	83	969
1382351-3	83	965
	83	971
1382352-1	83	965
	83	971
1382353-9	83	965
	83	971
1382354-7	83	963
	83	969
1382355-4	83	965
	83	971
1384775-1	38	533
	38	537
1387105-8	72	887
(1387434)	64	861
(1387435)	64	861
1387437-5	64	861
1387442-5	64	861
1387443-3	64	861
1387445-8	64	861
1387449-0	64	861
1387450-8	64	861
1387451-6	64	861
1387453-2	64	861
1387644-6	64	861
1387690-9	61	823
1387691-7	61	823
1387840-0	64	861
1387866-5	64	861
1388079-4	87	1157
1388082-8	87	1157
1388085-1	85	1055
1388086-9	85	1055
1388087-7	85	1055
1388088-5	85	1055
1388090-1	85	1055
1388091-9	85	1055
1388092-7	85	1055
1388093-5	85	1055
1388202	87	1169
1388223-8	88	1231
1388225-3	88	1231
1388226-1	88	1233
1388227-9	88	1235
(1388228)	88	1237
1388229-5	88	1237
1388326-9	87	1167
	87	1171
	87	1175
1388529-8	88	1235
(1388531)	88	1237
(1388532)	88	1237
1388647-8	87	1169
(1388692)	87	1151
	87	1157
1389016-5	28	367
1389019-9	89	1243
(1389091)	27	349
1389094-2	28	381
1389096-7	27	337
1389140-3	28	367
1389145-2	23	245
1389146-0	23	245
1389185-8	28	367
1389200-5	25	259
1389250-0	27	339
1389357-3	28	367
1389383-9	25	277
	25	313
1389388-8	27	349
1389391-2	23	175
1389392-0	23	173
1389394-6	27	337
1389424-1	28	375
1389425-8	28	375
1389427-4	28	375
1389428-2	28	375
1389438-1	25	305
1389447-2	23	233
1389449-8	23	235
(1389450)	23	211
	23	213
	23	235
1389468-8	89	1243
1389484-5	28	375
1389491-0	28	375
1389492-8	28	375
(1389499)	27	349
1389521-4	21	153
1389524-8	28	375
1389562-8	23	211
	23	213
	23	235
1389574-3	25	297
1389682-4	23	201
	87	1195
1389721-0	38	539
1389722-8	27	337
1389725-1	23	233
	23	235
1389733-5	23	241
1389737-6	23	225
(1389909)	23	175
	23	179
(1389939)	28	363
1389983-6	25	253
1389984-4	27	349
1389996-8	25	303
1392580-5	35	435
1392609-2	84	981
1392918-7	36	451
	36	453
	36	455
	36	457
1392933-6	36	451
	36	453
	36	455
	36	457
1392941-9	36	451
	36	453
1392942-7	36	451
	36	453
1392943-5	36	455
	36	457
1392944-3	36	455
	36	457
1392945-0	36	461
1392946-8	36	461
1395415-1	85	1105
1395578-6	87	1169
1395580-2	87	1177
1395581-0	87	1169
(1395590)	87	1179
	87	1185
1395676-8	87	1169
1395695-8	87	1157
1395696-6	87	1157
1395707-1	85	1095
1395708-9	85	1095
1395709-7	85	1095
1395871-5	85	1095
1396500-9	89	1257
1396524-9	89	1259
1396537-1	89	1255
1396552-0	89	1261
1396553-8	89	1257
1396554-6	89	1263
1396555-3	89	1263
	89	1265
1396556-1	89	1255
1396557-9	89	1257
1396558-7	89	1257
1396561-1	89	1255
1396562-9	89	1259
1396565-2	89	1255
1396566-0	89	1259
1396567-8	89	1261
1396568-6	89	1261
1396569-4	89	1263
1396570-2	89	1263
1396571-0	89	1265
1396573-6	89	1257
1396596-7	89	1255
1396612-2	89	1261
1396613-0	89	1257
1396614-8	89	1263
1396615-5	89	1263
1396616-3	89	1255
1396617-1	89	1257
1396618-9	89	1257
1396622-1	89	1255
1396623-9	89	1259
1396625-4	89	1259
1396626-2	89	1255
1396627-0	89	1259
1396628-8	89	1261
1396629-6	89	1261
1396630-4	89	1263
1396631-2	89	1263
1396632-0	89	1265
1396633-8	89	1265
1396634-6	89	1257
1396671-8	89	1257
1396672-6	89	1257
1396674-2	89	1259
1396675-9	89	1259
1396676-7	89	1261
1396677-5	89	1261
1396678-3	89	1267
(1396679)	89	1267
1396680-9	89	1267
1396681-7	89	1267
1396682-5	89	1257
1396709-6	89	1255
1396720-3	89	1257
1396721-1	89	1263
1396722-9	89	1263
	89	1265
1396723-7	89	1255
1396724-5	89	1257
1396725-2	89	1257

*)Standard part, occurs elsewhere in this catalogue. /Standardartikel, förekommer på flera sidor i denna katalog.

NUMERICAL REGISTER

NUMMERREGISTER

Part No. Artikel nr	Gr Gr	Page Sida
1396726-0	89	1255
1396727-8	89	1259
1396728-6	89	1255
1396730-2	89	1261
1396731-0	89	1261
1396732-8	89	1263
1396733-6	89	1263
1396734-4	89	1265
1396736-9	89	1267
1396737-7	89	1267
1396738-5	89	1267
1398074-3	38	537
1398075-0	38	537
1398076-8	38	535
	38	537
1398082-6	37	517
1398163-4	37	483
1398164-2	37	483
1398166-7	37	485
1398244-2	32	405
1398379-6	37	519
1398396-0	37	483
1398397-8	37	483
1398399-4	37	485
(1398411)	37	503
1398636-9	32	407
	32	409
1398637-7	32	409
1398638-5	32	409
1398640-1	32	409
1398641-9	32	409
(1398642)	32	409
(1398643)	32	409
1398645-0	32	407
	32	409
	32	411
1398646-8	32	409
1398647-6	32	409
1398648-4	32	407
1398649-2	32	407
1398650-0	32	407
1398651-8	32	407
1398652-6	32	407
1398656-7	32	409
1398678-1	36	475
1398695-5	31	389
1398719-3	37	487
1398772-2	36	477
1398840-7	37	491
1398846-4	32	409
1398853-0	32	409
1398944-7	37	495
1398945-4	38	533
1398997-5	33	423
1398998-3	33	423
1542263-7	21	121
1542407-0	23	237
1566540-9	87	1161
(1575612)	87	1167
(1576741)	23	175
1582627-4	87	1151
1586597-5	37	507
1594856-5	25	253
1596026-3	87	1189
1605245-8	83	939
	83	945
1606877-7	38	531
1608178-8	87	1161
1695472-9	87	1189
1695473-7	87	1203
1695474-5	87	1203
(1695481)	87	1203
* 1697033-7		
1697753-0	87	1167
1698179-7	32	403
	32	405
3100966-5	41	565
3103364-0	41	561
3104129	23	203
* 3204069-3		
* 3204070-1		
3286433-2	43	615
	43	617
3287165-9	23	197
	23	203
	23	205
3287170-9	23	203
3287172-5	23	203
3287177-4	23	203
3294334-2	43	599
	43	605
	43	611
3294335-9	43	599
	43	605
	43	611
3294336-7	43	599
	43	605
	43	611
3298596-2	25	305
3342511-7	23	199
	23	201
3342513-3	23	201
3342651-1	64	841
	64	873
3342655-2	64	863
3342658-6	64	841
	64	873
3501061-0	25	305
(3501073)	23	225
3501079-2	89	1243
3501202-0	23	191
3501294-7	89	1243
3501298-8	89	1243
3501379-6	23	223
	23	225
(3501385)	23	239
3501474-5	23	175
	23	195
3501510-6	23	175
	23	179
3501513-0	23	173
3501514-8	23	173
3501522-1	28	367
(3501530)	21	121
	23	173
	23	175
	23	179
3501549-4	23	241
3501556-9	89	1243
3501558-5	89	1243
3501595-7	25	255
	25	259
3501761-5	21	153
3501775-5	21	149
3501779-7	21	155
3501902-5	25	291
	25	303
3501922-3	28	363
3502043-7	45	749
	45	755
3502072-6	43	669
	43	675
	43	679
	43	685
3502150-0	43	719
	43	725
3502153-4	43	721
	43	725
3502154-2	43	679
	43	717
3502156-7	43	683
3502174-0	43	687
3502176-5	43	687
3502415-7	45	749
	45	755
3502458-7	43	697
3502459-5	43	697
3502462-9	43	625
	43	631
3502463-7	43	625
	43	631
3502464-5	43	623
	43	629
3502494-2	43	685
3502495-9	43	685
	43	723
3502569-1	43	593
	43	597
	43	603
	43	609
3502761-4	43	623
	43	629
3502774-7	43	629
3503671-4	89	1241
3506004-5	85	1063
3506005-2	85	1063
3506006-0	85	1063
3506007-8	85	1063
3506009-4	85	1059
	85	1067
3506010-2	85	1059
	85	1067
3506011-0	85	1059
	85	1067
3506012-8	85	1059
	85	1067
3506014-4	85	1081
	85	1087
3506015-1	85	1081
	85	1087
3506017-7	85	1081
	85	1091
3506018-5	85	1085
	85	1091
3506019-3	85	1091
3506392-4	85	1105
3506526-7	88	1235
	88	1237
3506528-3	88	1235
	88	1237
3506617-4	87	1177
3506687-7	85	1041
	85	1047
	85	1081
	85	1087
3506689-3	85	1041
	85	1047
	85	1081
	85	1087
3506764-4	88	1237
3506765-1	88	1237
3506777-6	85	1041
	85	1047
3506992-1	87	1159
3507022-6	26	325
3507023-4	26	325
3507024-2	25	287
3507025-9	22	169
3507028-3	22	169
3507029-1	22	169
3507031-7	21	153
3507032-5	26	325
3507033-3	25	265
3507037-4	26	327
3507038-2	26	325
3513066-5	87	1185
3513478-2	87	1167
	87	1171
	87	1175
3513480-8	87	1167
	87	1171
	87	1175
3514104-3	26	321
3514106-8	21	137
3514107-6	52	795
3514108-4	21	143
3514109-2	22	167
3514227-2	23	239
3514432-8	21	117
3514588-7	87	1175
3514589-5	87	1175
3514604-2	38	539
3514627-3	22	165
3514628-1	21	121
	23	173
	23	175
	23	179
3514873-3	87	1169
(3514968)	25	259
3515022-6	33	425
3515023-4	33	425
3515039-0	33	425
3515040-8	33	425
3515041-6	33	425
3515242-0	37	497
3515352-7	37	483
3515355-0	37	483
3515356-8	37	485
3515358-4	37	483
3515364-2	37	487
3515389-9	37	489
3515394-9	37	487
3515567-0	37	483
3515727-0	37	487
3515728-8	37	487
(3515729)	37	495
3515730-4	37	495
3515732-0	37	501
3515733-8	37	487
	37	489
3515885-6	37	493
3515987-0	37	525
3516941-6	64	857
	64	861
3516942-4	64	857
	64	861
3516944-0	64	849
	64	851
	64	853
	64	857
	64	861
3517065-3	23	181
3517067-9	28	381
3517068-7	23	183
3517075-2	25	255
3517102-4	23	189
3517238-6	27	349
3517361-6	25	291
	25	293
	25	295
	25	297
3517400-2	27	359
3517425-9	23	211
3517501-7	38	531
3517596-7	28	363
3517736-9	28	365
	87	1197
	87	1199
3517738-5	25	295
	25	303
3518672-5	35	437
3518874-7	89	1241
3519339-0	85	1117
3520179-7	43	615
	43	617
* 3520218-3		
3520329-8	43	669
	43	675
	43	681
	43	685
3520331-4	43	643
	43	647
	43	669
	43	675
	43	679
	43	685
3520567-3	43	629
3520568-1	43	629
3521725-6	85	1095
3521778-5	85	1095

*)Standard part, occurs elsewhere in this catalogue. /Standardartikel, förekommer på flera sidor i denna katalog.

NUMERICAL REGISTER

NUMMERREGISTER

Part No. Artikel nr	Gr Gr	Page Sida
3522197-7	87	1159
3522198-5	87	1159
3522209-0	87	1155
3522248-8	87	1159
3522250-4	87	1167
	87	1171
	87	1175
3522502-8	87	1149
3522503-6	87	1151
3522521-8	87	1185
3522558-0	87	1167
	87	1173
	87	1175
3522585-3	87	1169
3522587-9	87	1167
	87	1171
	87	1175
3522588-7	87	1167
	87	1171
3522589-5	87	1167
	87	1169
	87	1171
	87	1175
	87	1177
3522590-3	87	1169
	87	1175
3522591-1	87	1167
	87	1171
	87	1175
3522592-9	87	1167
	87	1171
	87	1175
3522732-1	87	1165
3523048-1	32	407
	32	409
3523050-7	32	403
	32	405
	32	407
	32	409
3523051-5	32	403
3523052-3	32	403
	32	405
	32	407
3523070-5	31	389
3523071-3	31	389
3523143-0	36	479
	38	531
3523301-4	33	417
	33	419
3523303-0	33	421
3523497-0	32	403
3523498-8	32	403
3523499-6	32	405
3523571-2	33	419
3523608-2	36	475
3523610-8	36	475
3523639-7	36	475
3523710-6	32	403
	32	405
	32	407
	32	409
3523813-8	36	463
	37	487
	37	489
	37	491
3525133-9	81	905
3525249-3	88	1227
3526387-0	83	939
3527012-3	85	1047
3527013-1	85	1047
3527014-9	85	1051
3527015-6	85	1051
3527016-4	85	1047
	85	1051
3527017-2	85	1047
	85	1051
3528015-5	23	245
3530029-2	52	803
3530167-0	64	851
	64	853
3531189-3	23	175
	23	179
3531260	21	125
3531275-0	21	127
3531326-1	25	273
	25	275
	25	279
	25	281
	25	283
3531403-8	25	283
3531635-5	26	319
3536068-4	27	337
3540027-4	64	835
3540030-8	41	551
	41	555
	41	559
3540045-6	83	947
3547089-7	25	259
3547603-5	21	115
3547604-3	21	115
3547605-0	21	115
3547615-9	25	271
3549038-2	43	629
3549040-8	43	629
3549047-3	43	629
3549049-9	43	629
3549050-7	43	629
(3681829)	89	1255
(3699750)	77	893
(3699751)	77	893
5001334-1	26	317
5001336-6	26	321
(5001599)	33	415
	33	417
5001600-5	33	421
5001601-3	33	421
5001712-8	26	321
5001715-1	23	187
5001752-4	23	209
5001851-4	43	633
5001852-2	26	317
5001863-9	26	325
5001864-7	26	325
5001872-0	43	633
5001878-7	23	187
5001906-6	26	317
5001907-4	26	317
5001908-2	26	321
5001909-0	26	321
5001958-7	26	325
5001959-5	26	325
5001968-6	43	633
5002006-4	51	787
5002007-2	51	787
5002026-2	51	783
5002027-0	51	783
5002028-8	51	785
5002029-6	51	785
5002046-0	33	417
5002048-6	32	401
5002730-9	32	399
5002898-4	32	397
5002899-2	32	397
5003000-6	32	399
5003001-4	32	401
5003003-0	33	423
5003006-3	26	317
5003505-4	26	319
(5003508)	32	397
5003509-6	23	207
5003516-1	43	633
5003529-4	21	115
5003534-4	21	105
5003535-1	21	105
5003536-9	21	105
(5003538)	21	105
(5003541)	21	105
5003544-3	21	105
5003546-8	21	115
5003550-0	21	115
5003551-8	21	115
5003552-6	21	115
5003553-4	21	115
5003554-2	21	115
5003558-3	43	647
5003559-1	43	643
5003560-9	43	643
5003562-5	43	647
5003564-1	33	419
5003602-9	64	857
5003603-7	64	857
5003617-7	33	417
(5003618)	21	105
5003619-3	21	115
5003623-5	43	635
5003637-5	43	635
5003657-3	21	105
5003661-5	21	105
5003663-1	21	105
5003665-6	32	397
5003666-4	64	861
5003667-2	64	861
5003708-4	33	425
5003723-3	23	215
6212455-7	23	215
6212456-5	23	215
6212562-0	23	215
6638088-2	23	215
6814040-9	43	717
6814042-5	43	623
	43	629
6814141-5	45	751
	45	755
6814142-3	45	751
	45	755
6814279-3	41	551
6814314-8	89	1247
	89	1251
6814409-6	41	553
	41	555
6814453-4	46	767
6814454-2	43	629
6814455-9	43	629
6814456-7	43	623
	43	629
6814458-3	43	629
6814572-1	43	625
6814599-4	41	551
	41	555
6814600-0	41	551
6814810-5	43	655
6814812-1	43	669
	43	675
	43	679
	43	685
9122002-0	27	349
9122003-8	27	349
9122017-8	89	1255
	89	1257
	89	1259
	89	1261
	89	1263
	89	1265
	89	1267
9122035-0	21	105
9122036-8	21	105
9122037-6	21	105
9122039-2	21	105
9122041-8	21	105
9122042-6	21	105
9122043-4	21	105
9122047-5	89	1261
9122048-3	89	1261
9122049-1	21	105
9122050-9	89	1257
9122193	23	193
9985962-1	38	541
	46	769
9985963-9	38	541
	46	769

*)Standard part, occurs elsewhere in this catalogue. /Standardartikel, förekommer på flera sidor i denna katalog.

REGISTER, NEW PARTS

REGISTER, NYA ARTIKLAR

Foreword (GB)

Group 04, number register of new parts, containing all part numbers entered in the catalogue since the previous edition.

New parts in Volvo Parts Divisions product range are indicated by an asterisk in the NR column.
In the first edition of the catalogue, group 04 contains new parts only.
The parts are arranged in the catalogue in groups, and within each group they are arranged in order of page and position number.
Standard parts, e.g. screws, nuts etc. (function group 1100-1159) appear first, and are taken up only once, without group and page references.

(For further information, see catalogue instructions, Group 05)

Förord (S)

Grupp 04, nummerregister nya artiklar, innehåller alla artikelnummer som är införda i katalogen sedan föregående utgåva.

Nya artiklar i Volvo Reservdelars sortiment är markerade med fylld stjärna i NR-kolumnen.
Vid första utgåvan av katalogen innehåller grupp 04 endast nya artiklar.
Artiklarna är ordnade i kataloggrupper, inom varje grupp är de sorterade i sid- och positionsnummerordning.
Standardartiklar, t.ex. skruv, mutter m.m (funktionsgrupp 1100-1159) förekommer först och är endast upptagna en gång och utan hänvisning till grupp och sida.

(För ytterligare information, se kataloginstruktion Grupp 05)

Group / Grupp 04

Page / Sida 80

REGISTER, NEW PARTS — REGISTER, NYA ARTIKLAR

NR	Page / Sida	Fig	Part No. / Artikel nr	P S	Description	Benämning	Notes / Anmärkning	GRP	S R
								10	
			384871-0		Shim	Justerbleck		1153	2
			924056-5		Stud	Pinnskruv		1126	2
			944209-6		Screw	Skruv		1122	2
			947818-1		Screw	Skruv		1122	2
			948069-0		Screw	Skruv		1122	2
			949366-9		Screw	Skruv		1122	2
			955144-1		Screw	Skruv		1127	2
			965181-1		Flange screw	Flänsskruv		1122	2
			965217-3		Flange screw	Flänsskruv		1122	2
			968476-2		Screw	Skruv		1127	2
			968862-3		Flange nut	Flänsmutter		1142	8
			968893-8		Flange screw	Flänsskruv		1122	2
			969278-1		Screw	Skruv		1124	2
			969403-5		Screw	Skruv		1124	2
			969431-6		Screw	Skruv		1124	2
			969473-8		Screw	Skruv		1124	2
			969476-1		Screw	Skruv		1124	2
			969478-7		Screw "Torx"	Skruv "Torx"		1124	2
			969487-8		Screw "Torx"	Skruv "Torx"		1124	2
			970881-9		Screw	Skruv		1122	2
			970947-8		Screw	Skruv		1122	2
			970948-6		Screw	Skruv		1122	2
			970949-4		Screw	Skruv		1122	2
			970952-8		Screw	Skruv		1122	2
			970963-5		Screw	Skruv		1122	2
			970967-6		Screw	Skruv		1122	2
			970972-6		Screw	Skruv		1122	2
			970973-4		Screw	Skruv		1122	2
			970974-2		Screw	Skruv		1122	2
			970982-5		Screw	Skruv		1122	2
			970986-6		Screw	Skruv		1122	2
			971003-9	IK	Screw	Skruv		1122	2
			971008-8		Screw	Skruv		1122	2
			971071-6	IK	Nut	Mutter		1142	2
			971072-4		Nut	Mutter		1142	2
			971073-2		Nut	Mutter		1142	2
			971083-1		Lock nut	Låsmutter		1144	2
			971085-6		Lock nut	Låsmutter		1144	2
			971089-8		Lock nut	Låsmutter		1144	2
			971095-5		Flange nut	Flänsmutter		1142	3
			971098-9		Flange lock nut	Flänslåsmutter		1144	2
			971099-7	IK	Flange lock nut	Flänslåsmutter		1144	2
			972018-6		Screw	Skruv		1124	2
			972248-9		Screw	Skruv		1124	2
			972251-3		Screw	Skruv		1124	2
			972409-7		Screw	Skruv		1124	2
			972426-1		Screw "Torx"	Skruv "Torx"		1124	2
			973267-8		Nut	Mutter		1142	2
			973924-4		Flange screw	Flänsskruv		1122	2
			974589-4		Hexagon screw	Sexkantsskruv		1122	2
			3520218-3		Washer	Bricka		1152	2
								20	
★	115	4	3547603-5		Valve guide exhaust	Ventilstyrning utblås	1)	2143	2
★	115		3547604-3		Valve guide exhaust	Ventilstyrning utblås	1)	2143	2
★	115		3547605-0		Valve guide exhaust	Ventilstyrning utblås	1)	2143	2
	117	22	3514432-8		Absorber	Dämpare	1)	2149	2
	121	18	3514628-1	IK	Gasket	Packning	1)	2339	2
★	123		271288-3		Piston kit	Kolvsats	1) B230A,B230E,B230F	2132	5
★	123		271289-1		Piston kit	Kolvsats	1) B230A,B230E,B230F	2132	5
★	123		271290-9		Piston kit	Kolvsats	1) B230A,B230E,B230F	2132	5
★	123		271291-7		Piston kit	Kolvsats	1) B230A,B230E,B230F	2132	5

1)For further info, see catalogue. /För vidare informaiton, se katalog.

REGISTER, NEW PARTS

REGISTER, NYA ARTIKLAR

Group
Grupp
04

NR	Page Sida	Fig	Part No. Artikel nr	P S	Description	Benämning	Notes Anmärkning	GRP	S R
★	123		271331-1		Piston kit	Kolvsats	1) B230A,B230E,B230F	2132	4
	123		271268-5		Piston kit	Kolvsats	1) B230K	2132	2
	123		271269-3		Piston kit	Kolvsats	1) B230K	2132	2
	123		271270-1		Piston kit	Kolvsats	1) B230K	2132	2
	123		271271-9		Piston kit	Kolvsats	1) B230K	2132	2
	125	9	*3531260*	NS	Connecting rod	Vevstake	1)	2164	3
★	127		3531275-0		Flexplate	Medbringarplåt	1)	2166	4
	131	1	270678-6		Gasket kit	Packningsats	1)	2114	2
	131		270679-4		Gasket kit	Packningsats	1)	2114	2
	131	2	271342-8		Gasket kit	Packningsats	1)	2512	1
	131		270688-5		Gasket kit	Packningsats	1) B200	2113	1
	135	9	1271484-6	IK	Gasket, r.h.	Packning, h	1) B28E	2116	1
	135	24	943469-7		Hose clamp	Slangklamma	1) B28E	1163	2
	137	30	1218383-6		Cover	Lock	B28E	2119	3
	137	31	1271510-8		Gasket	Packning	1) B28E	2119	2
	137	40	3514106-8		Gasket	Packning	1) B28E	2119	2
	137	43	1271496-0	IK	Gasket, l.h.	Packning, v	1) B28E	2112	1
	137		1271497-8	IK	Gasket, r.h.	Packning, h	1) B28E	2112	3
	139	3	1218376-0		Stud	Pinnskruv	1) B28E	2129	2
	139	15	1271562-9		Drain cock	Avtappningskran	1) B28E	2129	2
	139	20	1218353-9	IK	Seal	Tätning	1) B28E	2167	2
	141	11	1218384-4		Screw	Skruv	1) B28E	2169	2
	141	27	1218380-2		Support plate	Stödplåt	1) B28E	2169	4
	141	29	1218379-4		Screw	Skruv	B28E	2169	2
	143	6a	247531-7		Filter washer	Filterbricka	1) B28E	2159	3
	145	3	270846-9		Gasket kit supplementary, de-carb	Packningsats tillägg sotning	1) B28E	2113	2
	149	13	1328147-2		Inlet valve	Inloppsventil	1) D24	2141	2
	149	16	3501775-5	IK	Valve seal	Ventiltätning	1) D24	2149	2
	153	14	270726-3		Big end bearing kit	Vevstakslagersats	1) D24	2165	2
	153		270727-1		Big end bearing kit	Vevstakslagersats	1) D24	2165	2
	153		270728-9		Big end bearing kit	Vevstakslagersats	1) D24	2165	2
	153	17	270718-0		Main bearing kit	Ramlagersats	1) D24	2162	2
	153		270719-8		Main bearing kit	Ramlagersats	1) D24	2162	2
	153		270720-6		Main bearing kit	Ramlagersats	1) D24	2162	2
	153		270721-4		Main bearing kit	Ramlagersats	1) D24	2162	2
	153	25	3501761-5	IK	Sealing ring	Tätningsring	1) D24	2167	2
	153	29	1389521-4		Flywheel	Svänghjul	1) D24	2166	4
	155	15	3501779-7		Sealing moulding	Tätningslist	1) D24	2159	3
	155	18	3501779-7		Sealing moulding	Tätningslist	1) D24	2159	3
	165	21	1378864-1	IK	Gasket	Packning	1)	2172	1
	165	28	3514627-3		Dipstick	Mätsticka	1)	2215	3
	173		3501514-8		Insulating flange	Isolerfläns	1)	2319	3
	173	10	3514628-1	IK	Gasket	Packning	1) B230A	2339	2
	173	14	943469-7		Hose clamp	Slangklamma	1) B230A	1163	2
	175	11	943469-7		Hose clamp	Slangklamma	1) B200K	1163	2
	175		3531189-3		Vapour separator	Ångavskiljare	1) B200K	2316	3
	175	15	975269-2		Hose clamp	Slangklämma	1) B200K	1163	2
	175	17	975269-2		Hose clamp	Slangklämma	1) B200K	1163	2
	175	20	975269-2		Hose clamp	Slangklämma	1) B200K	1163	2
	175	24	3514628-1	IK	Gasket	Packning	1) B200K	2339	2
	175	27	943469-7		Hose clamp	Slangklamma	1) B200K	1163	2
	175	31	975269-2		Hose clamp	Slangklämma	1) B200K	1163	2
★	175	33	1367979-0		Rubber bushing	Gummibussning	B200K	2319	3
	179	6	3531189-3		Vapour separator	Ångavskiljare	1) B230K	2316	3
	179	11	975269-2		Hose clamp	Slangklämma	1) B230K	1163	2
	179	14	975269-2		Hose clamp	Slangklämma	1) B230K	1163	2
	179	26	3514628-1		Gasket	Packning	1) B230K	2339	2
	179	28	975269-2		Hose clamp	Slangklämma	1) B230K	1163	2
	181	16	3517065-3		Starter valve	Startventil	1)	2382	3
	183	4	1346962-2		Lambda sond	Lambdasond	B230F	2544	2
	183	5	3517068-7		Shutter contact	Spjällkontakt	1) B230F	2511	3
	183	18	947282-0		Gasket	Packning	B230F	1512	2
	185	31	947624-3		Gasket	Packning	B28E	1512	2
	187	27	947282-0		Gasket	Packning	D24	1512	2

1)For further info, see catalogue. /För vidare informaiton, se katalog.

REGISTER, NEW PARTS — REGISTER, NYA ARTIKLAR

NR	Page Sida	Fig	Part No. Artikel nr	P S	Description	Benämning	Notes Anmärkning	GRP	S R
	187	33	947282-0		Gasket	Packning	D24	1512	2
	189	13	3517102-4		Pressure regulator	Tryckregulator	1) B230F	2381	3
★	193	66	271285-9		Vacuum valve	Vakuumventil	1)	2319	2
	199	12a	1270233-8		Hook	Krok	1)	2319	2
	203	3a	947281-2		Gasket	Packning	1357349	1512	2
	203	7a	1270233-8		Hook	Krok	1)	2319	2
	207	11	947282-0	IK	Gasket	Packning	1)	1512	2
	209	11	947282-0	IK	Gasket	Packning	1269194	1512	2
	211	2	943484-6		Hose clamp	Slangklamma	1)	1163	2
	211	6	1389562-8		Fuel filter	Bränslefilter	1)	2334	1
	211	10	947282-0		Gasket	Packning	1)	1512	2
	211	15	947282-0	IK	Gasket	Packning	1)	1512	2
	211	18	947282-0		Gasket	Packning	1)	1512	2
	211	26	947281-2	IK	Gasket	Packning	1)	1512	2
	211	27	3517425-9		Fuel pipe	Bränslerör	1)	2373	3
	211	48	18838-3		Gasket	Packning	1)	1512	2
	211	50	18838-3		Gasket	Packning	1)	1512	2
	213	1	1389562-8		Fuel filter	Bränslefilter	1) B28E	2334	1
	213	6	947282-0		Gasket	Packning	B28E	1512	2
	213	7	18838-3		Gasket	Packning	1) B28E	1512	2
	213	8	18838-3		Gasket	Packning	1) B28E	1512	2
	213	15	947282-0	IK	Gasket	Packning	B28E	1512	2
	213	18	947282-0		Gasket	Packning	B28E	1512	2
	213	23	947281-2	IK	Gasket	Packning	B28E	1512	2
	213	28	943469-7		Hose clamp	Slangklamma	1) B28E	1163	2
	215	11	18838-3		Gasket	Packning	D24	1512	2
	215	13	943469-7		Hose clamp	Slangklamma	1) D24	1163	2
	215	16	18838-3		Gasket	Packning	D24	1512	2
	215		1328336-1		Injection valve	Insprutningsventil	1) D24	2371	3
	215		5003723-3	EU	Injection valve exchange unit	Insprutningsventil utbytesenhet	1) D24	2371	3
	215	28	*(1257146)*	SP	Nozzle	Spridare	1) D24	2372	2
	215		1328298-3		Nozzle	Spridare	1) D24	2372	2
	221		1367007-0		Control mechanism	Reglermekanism	1)	2569	4
	231	1	*(1306877)*	SP	Fuel pump	Bränslepump	1) 1219733	2331	1
	233	18	1336649-7		Hose	Slang	1) B200E, B230E, B28E	1417	2
	233	26	947282-0		Gasket	Packning	B200E, B230E, B28E	1512	2
	233	28	1389725-1		Absorber	Dämpare	1)	2339	3
	235	8	1389562-8		Fuel filter	Bränslefilter	1) B230F	2334	1
	235	22	947282-0		Gasket	Packning	B230F	1512	2
	235	25	18838-3		Gasket	Packning	1) B230F	1512	2
	235	30	1389725-1		Absorber	Dämpare	1)	2339	3
	239	1	*(3501385)*	SP	Fuel tank	Bränsletank	1)	2341	4
	241	2	1336649-7		Hose	Slang	1)	1417	2
	241	7	1336649-7		Hose	Slang	1)	1417	2
	243	11	1336649-7		Hose	Slang	1)	1417	2
	245	4	3528015-5		Fuel pipe	Bränslerör	1) B200E, B230E, B230F, B28E	2351	2
	245	7	1336649-7		Hose	Slang	1)	1417	2
	247	12	1306706-1		Hose	Slang	1) CARB	1417	2
	247	16	1306706-1		Hose	Slang	1) F.I	1417	2
	247	20	1306706-1		Hose	Slang	1) F.I	1417	2
★	249	5	270714-9		Service kit	Servicesats	1)	1731	1
	249		270715-6		Service kit	Servicesats	1)	1731	1
	253	21	1594856-5		Screw	Skruv	1)	5622	3
	255	24	3501595-7		Throttle disc	Spjällskiva	1)	2511	3
	255	37	947622-7	IK	Gasket	Packning	1)	1512	2
	255	47	947622-7	IK	Gasket	Packning	1)	1512	2
	255	48	1271488-7	IK	Gasket	Packning	1)	2512	2
	259	23	3501595-7		Throttle disc	Spjällskiva	1) B230F	2511	3
★	259	27	3547089-7		Lever	Hävarm	1) B230F	2511	4
	259	42	1271488-7	IK	Gasket	Packning	1) B230F	2512	2
	263	54	1271482-0		Gasket	Packning	1) B28E	2547	2
	267	6	947622-7	IK	Gasket	Packning	1)	1512	2
	269	2	1218373-7		Gasket	Packning	1)	2512	1
	269	5	947624-3		Gasket	Packning	1) W/O E.G.R	1512	2
	271	3	3547615-9		Gasket	Packning	1) D24	2512	1

1)For further info, see catalogue. /För vidare informaiton, se katalog.

REGISTER, NEW PARTS — REGISTER, NYA ARTIKLAR

Group / Grupp 04

Page / Sida 83

NR	Page / Sida	Fig	Part No. / Artikel nr	P S	Description	Benämning	Notes / Anmärkning	GRP	S R
	273		270851-9		Kit	Sats	1)	2527	1
	273	3	3531326-1	IK	Gasket	Packning	1)	2527	1
	273	26	969154-4		Clamp	Klamma	1)	2527	1
	273	27	969154-4	IK	Clamp	Klamma	1)	2527	1
	273	29	969154-4	IK	Clamp	Klamma	1)	2527	1
	275		270851-9		Kit	Sats	1)	2527	1
	275	3	3531326-1	IK	Gasket	Packning	1)	2527	1
	275	26	969154-4		Clamp	Klamma	1)	2527	1
	275	27	969154-4	IK	Clamp	Klamma	1)	2527	1
	275		969154-4	IK	Clamp	Klamma	1) B230A, B230E	2527	1
	275	29	969154-4	IK	Clamp	Klamma	1)	2527	1
	275		969154-4		Clamp	Klamma	1) B230A, B230E	2527	1
★	277		270855-0		Gasket kit	Packningsats	1) B230A, B200K	2113	5
	279		270851-9		Kit	Sats	1)	2527	1
	279	3	3531326-1	IK	Gasket	Packning	1)	2527	1
	279	26	969154-4	IK	Clamp	Klamma	1)	2527	1
	279	28	969154-4		Clamp	Klamma	1)	2527	1
	281		270851-9		Kit	Sats	B200, B230, (T), (MAL)	2527	1
	281	2	3531326-1	IK	Gasket	Packning	1) B200, B230, (T), (MAL)	2527	1
	281	25	969154-4	IK	Clamp	Klamma	1) B200, B230, (T), (MAL)	2527	1
	281	26	969154-4	IK	Clamp	Klamma	1) B200, B230, (T), (MAL)	2527	1
	283	3	3531403-8		Catalytic converter	Katalysrenare	1)	2541	2
	283		270851-9		Kit	Sats	1)	2527	1
	283	6	3531326-1	IK	Gasket	Packning	1)	2527	1
	283	29	969154-4	IK	Clamp	Klamma	1) -1986	2527	1
	283	29a	969154-4		Clamp	Klamma	1) -1986	2527	1
	283		969154-4		Clamp	Klamma	1) 1987	2527	1
	283	31	969154-4	IK	Clamp	Klamma	1) -1986	2527	1
	283		969154-4		Clamp	Klamma	1) 1987	2527	1
	285		270852-7		Kit	Sats	B28E	2527	1
	285	27	969154-4	IK	Clamp	Klamma	1) B28E	2527	1
	285		270623-2		Mounting kit	Monteringssats	1) B28E	2527	1
	287	29	969154-4		Clamp	Klamma	1)	2527	1
	287	30	969154-4		Clamp	Klamma	1)	2527	1
	287		969154-4		Clamp	Klamma	1)	2527	1
	289	31	969154-4		Clamp	Klamma	1)	2527	1
	289		969154-4		Clamp	Klamma	1)	2527	1
	291	2	947622-7		Gasket	Packning	B230A MAN.TRANS	1512	2
	291	6	3517361-6		Bracket	Konsol	1) B230A MAN.TRANS	2549	3
	291	8	3501902-5		Vacuum valve	Vakuumventil	1) B230A MAN.TRANS	2547	2
	293	2	947622-7		Gasket	Packning	B230A AUTO.TRANS	1512	2
	293	6	3517361-6		Bracket	Konsol	1) B230A AUTO.TRANS	2549	3
	295	2	947622-7		Gasket	Packning	B200K	1512	2
	295	6	3517361-6		Bracket	Konsol	1) B200K	2549	3
	295	30	3517738-5		Delay valve	Fördröjningsventil	1) B200K	2549	2
	297	2	947622-7		Gasket	Packning	B230K	1512	2
	297	6	3517361-6		Bracket	Konsol	1) B230K	2549	3
	299	2	947622-7		Gasket	Packning	B230E MAN.TRANS	1512	2
	301	2	947622-7		Gasket	Packning	B230E AUTO.TRANS	1512	2
	303	6	3501902-5		Vacuum valve	Vakuumventil	1) B28E	2547	2
	303	22	3517738-5		Delay valve	Fördröjningsventil	1) B28E	2549	2
	313	1	270623-2		Mounting kit	Monteringssats	1)	2527	1
★	313	4	270855-0		Gasket kit	Packningsats	1)	2113	5
	317	17	973537-4		V-belt set	Kilremsats	1) B200, B230	1223	2
	319	46	3531635-5		Hose outlet	Slang avlopp	1) B200, B230	8739	3
	319		271275-0		Coolant pump kit	Vattenpumpsats	1) B200, B230	2621	2
	321	22	975256-9	IK	O-ring	O-ring	B28E	1514	2
	321	27	1271509-0	IK	Gasket	Packning	1) B28E	2629	1
	325	18	973541-6		V-belt set	Kilremsats	1) D24	1223	1
	325		973544-0		V-belt servo pump-fan	Kilrem servopump-fläkt	1) D24	1223	1
	325		973534-1		V-belt	Kilrem	1) D24	1223	1
	327	49	975275-9		Hose clamp	Slangklamma	1) D24	1163	2
	327	51	975275-9		Hose clamp	Slangklamma	1) D24	1163	2
	333	4	271275-0		Coolant pump kit	Vattenpumpsats	1)	2621	2
	337	15	3536068-4		Cover	Kåpa	1)	2719	5

1)For further info, see catalogue. /För vidare informaiton, se katalog.

Group
Grupp
04

Page
Sida
84

REGISTER, NEW PARTS

REGISTER, NYA ARTIKLAR

NR	Page Sida	Fig	Part No. Artikel nr	P S	Description	Benämning	Notes Anmärkning	GRP	S R
	351	25	975275-9		Hose clamp	Slangklamma	1)	1163	2
	357	21	975275-9		Hose clamp	Slangklamma	1) D24 L.H.D -1985	1163	2
	359	2	3517400-2		Control unit	Styrenhet	1) 1986-	2759	4
	363	8	3517596-7		Bracket	Konsol	1) 4CYL EXC B230K	3419	4
	365	39	3517736-9		Delay valve	Fördröjningsventil	1) 4CYL EXC B230K	2549	6
	381	2	3517067-9		Control mechanism	Reglermekanism	1) B230F	2384	3
	381	7	975279-1		Hose clamp	Slangklämma	1) B230F	1163	2
	381	9	975278-3		Hose clamp	Slangklämma	1) B230F	2652	2
	381	10	975279-1		Hose clamp	Slangklämma	1) B230F	1163	2
								30	
	389		3523071-3		Battery cable +	Batteriledning +	1) 4CYL	3714	5
	389		3523070-5		Battery cable -	Batteriledning -	1) 4CYL	3714	5
	389	15	1398695-5		Cover	Kåpa	1) 4CYL	3719	2
	397		5003665-6	EU	Alternator, exch	Generator, bytes	4CYL	3211	3
	397		5003665-6	EU	Alternator, exch	Generator, bytes	4CYL	3211	3
	397	23	973537-4		V-belt set	Kilremsats	1) 4CYL	1223	2
	403	7	3523497-0		Ball bearing rear	Kullager bakre	1)	1315	2
	403	8	1698179-7		Retainer	Hållare	1)	3219	3
	403	11	3523050-7		Screw	Skruv	1)	3219	2
	403	14	3523498-8		Screw	Skruv	1)	3219	2
	403		3523051-5		Screw	Skruv	1)	3219	2
	403		3523052-3		Screw	Skruv	1)	3219	2
	403	18	3523710-6		Voltage regulator	Spänningsregulator	1)	3221	2
	403		3523710-6		Voltage regulator	Spänningsregulator	1)	3221	2
	403	21	3523050-7		Screw	Skruv	1)	3219	2
	405	9	1698179-7		Retainer	Hållare	1)	3219	3
	405	12	3523710-6		Voltage regulator	Spänningsregulator	1)	3221	2
	405		3523710-6		Voltage regulator	Spänningsregulator	1) 1324956	3221	2
	405	17	3523052-3		Screw	Skruv	1) 1348507	3219	2
	405		3523499-6		Screw	Skruv	1)	3219	2
	405	18	3523050-7		Screw	Skruv	1)	3219	2
	407	7	3523048-1		Ball bearing rear	Kullager bakre	1)	3216	2
	407	11	3523050-7		Screw	Skruv	1)	3219	2
	407	12	3523710-6		Voltage regulator	Spänningsregulator	1)	3221	2
	407	19	3523052-3		Screw	Skruv	1)	3219	2
	409	6	3523048-1		Ball bearing rear	Kullager bakre	1)	3216	2
	409	14	3523710-6		Voltage regulator	Spänningsregulator	1)	3221	2
	409	16	3523050-7		Screw	Skruv	1)	3219	2
	415		*(5001599)*	SP	Starter motor, exch	Startmotor, bytes	1)	3311	
	417	1	3523301-4		Starter motor	Startmotor	1) 4CYL, BOSCH	3311	3
	419	1	3523301-4		Starter motor	Startmotor	1) BOSCH	3311	3
	419	9	3523571-2		Rotor	Rotor	1) BOSCH	3314	3
	421		3523303-0		Starter motor	Startmotor	1) 464317, R.H.D	3311	3
	423		1328392-4		Starter motor	Startmotor	1)	3311	3
	425	1	1328392-4		Starter motor	Startmotor	1) DSL, BOSCH	3311	3
	425		5003708-4	EU	Starter motor, exch	Startmotor, bytes	DSL, BOSCH	3311	3
	433		1372394-5		Headlamp, l.h. complete	Strålkastare, v komplett	1) R.H.T	3521	2
	433		1372395-2		Headlamp, r.h. complete	Strålkastare, h komplett	1) R.H.T	3521	2
	433		1372398-6		Headlamp, l.h. complete	Strålkastare, v komplett	1) L.H.T	3521	2
	433		1372399-4		Headlamp, r.h. complete	Strålkastare, h komplett	1) L.H.T	3521	2
	433	4	1372380-4		Reflector	Reflektor	1) R.H.T	3521	2
	433		1372381-2		Reflector	Reflektor	1) L.H.T	3521	2
	435		1372255-8		Direction indicator	Blinklykta	1)	3552	2
	435		1392580-5		Bulb socket	Lamphållare	1)	3559	3
	435	24	1372321-8		Spring	Fjäder	1)	3559	3
	437		1372447-1		Tail lamp, l.h.	Baklykta, v	1) L.H.	3531	2
	437		1372448-9		Tail lamp, r.h.	Baklykta, h	1) R.H.	3531	2
	437	8	3518672-5		Number plate lamp complete	Nummerplåtlampa komplett	1)	3535	2
	439		1372439-8		Tail lamp, l.h.	Baklykta, v	1)	3531	2
	439		1372440-6		Tail lamp, r.h.	Baklykta, h	1)	3531	2
	439	8	1312344-3		Number plate lamp complete	Nummerplåtlampa komplett	1)	3535	2
	445	1	270928-5		Bulb kit	Glödlampsats	1)	3515	1
	445		969160-1		Blade fuse	Bladsäkring	1)	3722	1

1)For further info, see catalogue. /För vidare informaiton, se katalog.

REGISTER, NEW PARTS — REGISTER, NYA ARTIKLAR

Group / Grupp 04

Page / Sida 85

NR	Page Sida	Fig	Part No. Artikel nr	P S	Description	Benämning	Notes Anmärkning	GRP	S R
	445		969161-9		Blade fuse	Bladsäkring	1)	3722	1
	445		969162-7		Blade fuse	Bladsäkring	1)	3722	1
	445		969163-5		Blade fuse	Bladsäkring	1)	3722	1
	445		969164-3		Blade fuse	Bladsäkring	1)	3722	1
	445		969162-7		Blade fuse	Bladsäkring	1)	3722	1
	445	2	273555-3		Bulb kit	Glödlampsats		3515	1
	455	1	1372359-8		Wiper motor complete	Torkarmotor komplett	1) R.H.D	3631	2
	457	1	1372359-8		Wiper motor complete	Torkarmotor komplett	R.H.D	3631	2
	463	7	3523813-8		Electric cable	Elledning	1) EXC DSL	3711	2
	463	27	3523813-8		Electric cable	Elledning	1) DSL	3711	2
	465	21	1372267-3		Grommet	Genomföring		3634	2
	475	15	3523610-8		Intermittent relay	Intervallrelä	1)	3645	2
	475	21	3523639-7		Relay green	Relä grön	1)	3645	2
	475	23	3523608-2		Relay	Relä	1)	3645	2
	479	44	3523143-0		Bulb socket	Lamphållare		3543	2
	479	47	3523143-0		Bulb socket	Lamphållare		3543	2
★	483	1	3515352-7		Cable harness	Ledningsmatta	1) 4CYL, 6CYL	3711	5
★	483		3515358-4		Cable harness	Ledningsmatta	1) 4CYL, 6CYL	3711	5
★	483		3515355-0		Cable harness	Ledningsmatta	1) 4CYL, 6CYL	3711	5
★	483		3515567-0		Cable harness	Ledningsmatta	1) 4CYL, 6CYL	3711	5
★	483		3515352-7		Cable harness	Ledningsmatta	1) 4CYL, 6CYL	3711	5
★	485	1	3515356-8		Cable harness	Ledningsmatta	1) DSL	3711	5
	487	1	3515727-0		Cable harness	Ledningsmatta	1) 4CYL	3711	5
	487	2	3515728-8		Cable harness	Ledningsmatta	1) 4CYL	3711	5
	487		3515364-2		Cable harness	Ledningsmatta	1) 4CYL	3711	5
	487		3515394-9		Cable harness	Ledningsmatta	1) 4CYL	3711	5
	487		3523813-8		Electric cable	Elledning	4CYL	3711	2
	487		3515733-8		Cable harness	Ledningsmatta	1) 4CYL	3711	5
	489	1	3515389-9		Cable harness	Ledningsmatta	1) 6CYL	3711	5
	489		3523813-8		Electric cable	Elledning	6CYL	3711	2
	489		3515733-8		Cable harness	Ledningsmatta	6CYL	3711	5
	491		3523813-8		Electric cable	Elledning	DSL	3711	2
	493		3515885-6		Cable harness	Ledningsmatta	1)	3711	5
	495		3515730-4		Cable harness	Ledningsmatta	1)	3711	5
	495		1398944-7		Cable harness	Ledningsmatta	1)	3711	5
	497	3	3515242-0		Cable harness	Ledningsmatta	1)	3711	5
	501	2	3515732-0		Cable harness drivers door	Ledningsmatta förardörr		3711	5
	501		1259465-1		Cable harness passangers door	Ledningsmatta passagerardörr		3711	6
	507		956928-6		Cable terminal blue	Ledningssko blå	1)	3713	2
	511	2	943511-6		Receptacle housing	Hylsisolator	1)	3717	4
	511	11	958211-5		Receptacle housing black	Hylsisolator svart	1)	3717	2
	511	17	948857-8		Tab housing	Stiftisolator	1)	3717	3
	511	18	944076-9		Receptacle housing	Hylsisolator	1)	3717	2
	513	1	946076-7		Pin housing	Stiftisolator		3717	3
	513	3	944223-7		Pin housing	Stiftisolator	1)	3717	3
	513	4	944224-5		Socket housing	Hylsisolator	1)	3717	2
	513	5	944225-2		Pin housing	Stiftisolator	1)	3717	3
	513	6	944226-0		Socket housing	Hylsisolator	1)	3717	2
	513	8	945829-0		Socket housing	Hylsisolator	1)	3717	3
	513	10	944228-6		Socket housing	Hylsisolator	1)	3717	2
	513	11	944229-4		Pin housing	Stiftisolator	1)	3717	3
	513	12	944230-2		Socket housing	Hylsisolator	1)	3717	2
	513	19	948295-1		Pin housing	Stiftisolator	1)	3717	3
	513	20	948294-4		Socket housing	Hylsisolator	1)	3717	2
	515	1	959046-4		Receptacle housing	Hylsisolator		3717	2
	515	12	1243657-2		Housing	Isolator		3717	2
	515	27	958233-9		Socket housing	Hylsisolator		3717	2
	515	29	967340-1		Housing cover	Isolatorhölje	1)	3717	4
	515		967337-7		Housing cover	Isolatorhölje	1)	3717	4
	515		967336-9		Housing cover	Isolatorhölje	1)	3717	4
	515		967334-4		Housing cover	Isolatorhölje	1)	3717	4
	515		967333-6		Housing cover	Isolatorhölje	1)	3717	4
	517	7	1259831-4		Pin housing	Stiftisolator	1)	3717	2
	517	11	1308028-8		Socket housing	Hylsisolator	1)	3717	2
	517	12	1362640-3		Receptacle housing	Hylsisolator	1)	3717	3

1)For further info, see catalogue. /För vidare informaiton, se katalog.

Group / Grupp 04

Page / Sida 86

REGISTER, NEW PARTS — REGISTER, NYA ARTIKLAR

NR	Page / Sida	Fig	Part No. / Artikel nr	P S	Description	Benämning	Notes / Anmärkning	GRP	S R
	517	18	967695-8		Seal	Tätning		3717	3
	517		967588-5		Insulator	Isolator	1)	3717	3
	517		1259826-4		Insulator	Isolator	1)	3717	3
	517		1307050-3		Insulator	Isolator	1)	3717	3
	519	12	967695-8		Seal	Tätning		3717	3
	519	14	1307164-2		Rubber bushing	Gummibussning	1)	3719	3
	519	22	947687-0		Retainer	Hållare		1169	2
	519		1348003-3		Clamp	Klamma	1)	3719	3
	519		942621-4		Clamp	Klamma	1)	1179	2
	519		1347569-4		Strip clamp	Bandklamma	1)	3719	3
	519		1308749-9		Strip clamp	Bandklamma	1)	1162	2
	519	27a	969019-9		Strip clamp	Bandklamma	1)	1162	2
	519	27b	969221-1		Strip clamp	Bandklamma	1)	1162	2
	519	28	1323636-9		Clip	Clips		3719	2
	521	46	1363190-8		Brace	Bygel		3717	6
	521	47	1347889-6		Grommet	Genomföring	1)	3719	3
	525	1	3515987-0		Fuse box	Säkringsdosa	1)	3721	3
	525		11434-8		Fuse	Säkring	1)	3722	1
	525	18	969163-5		Blade fuse	Bladsäkring	1)	3722	1
	531		3517501-7		Temperature sensor	Temperaturgivare	1)	3861	2
	531	20	3523143-0		Bulb socket	Lamphållare	1)	3543	2
	539	8	3514604-2		Rubber hose by the meter	Gummislang metervara	1) F.I	3869	2
	539	10	1389721-0		Primary pump	Förpump	1) F.I	2331	1
	539	25	943469-7		Hose clamp	Slangklamma	1)	1163	2
	539	39	1389721-0		Primary pump	Förpump	1) F.I	2331	1
	539	40	3514604-2		Rubber hose by the meter	Gummislang metervara	1) F.I	3869	2
								40	
	551		6814599-4		Driven plate asbestos-free linings	Lamell med asbestfria belägg	1)	4117	2
	551		6814600-0		Driven plate asbestos-free linings	Lamell med asbestfria belägg	1)	4117	2
	551	7	3540030-8		Gasket	Packning	1)	4139	2
	551	22	6814279-3		Clutch cable	Kopplingswire	1)	4138	1
	553	37	6814409-6		Pivot pin	Ledtapp	1)	4129	3
	555		6814599-4		Driven plate asbestos-free linings	Lamell med asbestfria belägg	1)	4117	2
	555	18	3540030-8		Gasket	Packning	1)	4139	2
	555	35	6814409-6		Pivot pin	Ledtapp	1)	4129	3
	559	18	3540030-8		Gasket	Packning	B28	4139	2
	569	1	271264-4		Clutch kit	Kopplingsats	1)	4118	2
	569		271264-4		Clutch kit	Kopplingsats	1) M47	4118	2
	569		271265-1		Clutch kit	Kopplingsats	1) M46	4118	2
	569		271266-9		Clutch kit	Kopplingsats	1) M45	4118	2
	569		271266-9		Clutch kit	Kopplingsats	1) M46	4118	2
	577		1208629-4		Overdrive	Överväxel	1)	4331	5
★	577		1208698-9		Overdrive	Överväxel	1)	4331	5
	615	29	3520179-7		Gear lever knob	Växelspaksknopp	1)	4324	2
	617	29	3520179-7		Gear lever knob	Växelspaksknopp	M47	4324	2
	623		1208629-4		Overdrive	Överväxel	1) 1208465, 1208474, 1208629	4331	5
	623	31	6814456-7		Washer	Bricka	1)	4332	3
	623	36	3502464-5		Gasket	Packning	1)	4332	2
	623	43	3502761-4		Driven plate asbestos-free linings	Kopplingslamell med asbestfria belägg	1)	4332	3
	623	45	6814042-5		Screw	Skruv	1)	4332	3
	625	58	6814572-1		Speedometer gear	Hastighetsmätarhjul	1)	4332	3
	625	79	3502463-7		Gasket	Packning	1)	4332	2
	625	80	3502462-9		Gasket	Packning	1)	4332	2
★	629	1	1208698-9		Overdrive	Överväxel	1) 1208698	4331	5
	629	21	3549047-3		Reduction valve	Reducerventil	1) 1208698	4332	3
	629	25	3549049-9		Sleeve	Hylsa	1) 1208698	4332	4
	629	27	3549050-7		Plug	Propp	1) 1208698	4332	4
	629	30	6814456-7		Washer	Bricka	1) 1208698	4332	3
	629	34a	6814458-3		Sealing ring	Tätningsring	1) 1208698	4332	2
	629	35	3502464-5		Gasket	Packning	1) 1208698	4332	2
	629	38	3520568-1		Solenoid	Solenoid	1) 1208698	4333	3

1)For further info, see catalogue. /För vidare informaiton, se katalog.

REGISTER, NEW PARTS

REGISTER, NYA ARTIKLAR

Group
Grupp
04

Page
Sida
87

NR	Page Sida	Fig	Part No. Artikel nr	P S	Description	Benämning	Notes Anmärkning	GRP	S R
	629	40	3520567-3		Brake drum	Bromstrumma	1) 1208698	4332	4
	629	41	3502761-4		Driven plate asbestos-free linings	Kopplingslamell med asbestfria belägg	1) 1208698	4332	3
	629	43	6814042-5		Screw	Skruv	1) 1208698	4332	3
	629	47	6814454-2		Piston	Kolv	1) 1208698	4332	3
	629	48	6814455-9		O-ring	O-ring	1) 1208698	4332	2
	629	49	3502774-7		Spring	Fjäder	1) 1208698	4332	4
	629	52	3549040-8		Housing, rear	Hus, bakre	1) 1208698	4332	5
	629	53	3549038-2		Ring gear	Ringhjul	1) 1208698	4332	5
	631	54	11014-8		Ball bearing	Kullager	1) 1208698	1315	2
	631	62	380715-3		Thrust washer	Tryckbricka	1) 1208698	4332	4
	631	64	*(1209726)*	SP	Retaining clip	Hållare	1)	4332	4
	631	79	3502462-9		Gasket	Packning	1) 1208698	4332	2
	631	80	3502463-7		Gasket	Packning	1) 1208698	4332	2
	631	91	1232582-5		Absorber	Dämpare	1) 1208698	4361	3
	643	11	3520331-4	IK	Gasket	Packning	1)	4378	3
	647	11	3520331-4	IK	Gasket	Packning	1)	4378	3
	655		6814810-5	IK	Friction disc	Friktionslamell	1) AW70/71	4375	3
	655		6814810-5	IK	Friction disc	Friktionslamell	1) AW70/71	4375	3
★	659		271293-3	IK	Sealing kit	Tätningssats	1) AW70/71	4379	3
★	659		271296-6		Gasket kit	Packningsats	1) BW55	4378	3
	669	3	3502072-6		Converter housing	Momentomvandlarkåpa	1)	4379	5
	669	7a	6814812-1		Sealing ring	Tätningsring	1)	4378	3
	669	11	3520331-4	IK	Gasket	Packning	1)	4378	3
★	669	16a	3520329-8	IK	Gasket	Packning	1)	4378	2
★	669	16b	3520329-8	IK	Gasket	Packning	1)	4378	2
	675	3	3502072-6		Converter housing	Momentomvandlarkåpa	1)	4379	5
	675	8	6814812-1		Sealing ring	Tätningsring	1)	4378	3
	675	12	3520331-4	IK	Gasket	Packning	1)	4378	3
★	675	16a	3520329-8	IK	Gasket	Packning	1)	4378	2
★	675	16b	3520329-8	IK	Gasket	Packning	1)	4378	2
	679	3	3502072-6		Converter housing	Momentomvandlarkåpa	1)	4379	5
	679		1340133-6		Converter housing	Momentomvandlarkåpa	1) 1208223	4379	5
	679	7a	6814812-1		Sealing ring	Tätningsring	1)	4378	3
	679	11	3520331-4	IK	Gasket	Packning	1)	4378	3
★	681	16a	3520329-8	IK	Gasket	Packning	1)	4378	2
★	681	16b	3520329-8		Gasket	Packning	1)	4378	2
	685	3	3502072-6		Converter housing	Momentomvandlarkåpa	1)	4379	5
	685	8	6814812-1		Sealing ring	Tätningsring	1)	4378	3
	685	12	3520331-4	IK	Gasket	Packning	1)	4378	3
★	685	16a	3520329-8	IK	Gasket	Packning	1)	4378	2
★	685	16b	3520329-8		Gasket	Packning	1)	4378	2
	695	2	1239696-6		Needle bearing	Nållager	1)	4379	3
★	741	1	271296-6		Gasket kit	Packningsats	1) BW55	4378	3
★	745		271293-3	IK	Sealing kit	Tätningssats	1) AW71	4379	3
	751	2	6814141-5		Screw	Skruv	1) TYPE 03	4519	2
	751	3	6814142-3		Lock nut	Låsmutter	TYPE 03	4519	2
	751	4	6814141-5		Screw	Skruv	1) TYPE 03	4519	2
	751	5	6814142-3		Lock nut	Låsmutter	1) TYPE 03	4519	2
	755	22	6814141-5		Screw	Skruv	1) D1/D2 50,8 mm	4519	2
	755	23	6814142-3		Lock nut	Låsmutter	1) D1/D2 50,8 mm	4519	2
	767		6814453-4		Rear axle casing	Bakaxelkåpa	1)	4611	5
	769		271256-0		Drive gear set	Drevsats	1)	4657	3
	769		271257-8		Drive gear set	Drevsats	1) MARKED 1031	4657	3
	769	32	1161329-6	IK	Rear axle oil	Bakväxelolja	1)	1834	6
	775		271256-0		Drive gear set	Drevsats	1)	4657	3
	775		271257-8		Drive gear set	Drevsats	1)	4657	3
								50	
	801		271131-5		Repair kit	Reparationssats	1)	5212	1
	803	12	3530029-2		Brake pipe	Bromsrör	1)	5221	2
	803	13	3530029-2		Brake pipe	Bromsrör	1)	5221	2
	809	1	271131-5		Repair kit	Reparationssats	1)	5212	1

1)For further info, see catalogue. /För vidare informaiton, se katalog.

REGISTER, NEW PARTS — REGISTER, NYA ARTIKLAR

NR	Page Sida	Fig	Part No. Artikel nr	PS	Description	Benämning	Notes Anmärkning	GRP	SR
	815	7	1359502-0		Spring	Fjäder		5519	3
								60	
	835		3540027-4		Seal	Tätning	1)	6419	3
	841	25	973538-2		V-belt servo pump-crankshaft	Kilrem servopump-vevaxel	1)	1223	1
	841		973535-8		V-belt servo pump-AC compressor	Kilrem servopump-AC kompressor	1)	1223	1
	841		271302-2		Rotor kit	Rotorsats	1)	6454	3
	841		271304-8		Repair kit	Reparationssats	1)	6454	3
	841		271305-5		Repair kit	Reparationssats	1)	6454	2
	841		3342651-1		Sealing kit	Tätningssats	1)	6454	2
	841		3342658-6		Repair kit	Reparationssats	1)	6454	3
	845		973544-0		V-belt servo pump-fan-crankshaft	Kilrem servopump-fläkt-vevaxel	1) DSL	1223	1
	849	20	3516944-0		Drag link end	Styrstagsända	1)	6432	1
	851	21	3530167-0		Steering rod	Styrstag	1) W/O P.S	6435	2
	851	22	3516944-0		Drag link end	Styrstagsända	1) W/O P.S	6432	1
	853	29	3530167-0		Steering rod	Styrstag	1) P.S	6435	2
	853	30	3516944-0		Drag link end	Styrstagsända	1) P.S	6432	1
	857	1	3516941-6		Steering gear	Styrväxel	1) L.H.D	6422	5
	857		3516942-4		Steering gear	Styrväxel	1) R.H.D	6422	5
	857	35	3516944-0		Drag link end	Styrstagsända	1)	6432	1
	857		270882-4		Bellows kit replacement of bellows	Bälgsats byte av skyddsbälg	1)	6429	2
	857		270881-6		Bellows kit replacement of bellows	Bälgsats byte av skyddsbälg	1)	6429	2
	861	1	3516941-6		Steering gear	Styrväxel	1) L.H.D	6422	5
	861		3516942-4		Steering gear	Styrväxel	1) R.H.D	6422	5
	861	21	1359667-1		Cover	Lock	1)	6424	4
	861	32	3516944-0		Drag link end	Styrstagsända	1)	6432	1
	863	1	271311-3		Locating pin	Styrpinne	1) 1359649, 1359652	6454	4
	863	2	3342655-2		Spring	Fjäder	1) 1359649, 1359652	6454	3
	863	3	271310-5		Sleeve	Hylsa	1) 1359649, 1359652	6454	4
	863	4	271312-1		Sealing ring	Tätningsring	1) 1359649, 1359652	6454	2
	863	5	271314-7		Retaining ring	Spårring	1) 1359649, 1359652	6454	3
	869	2	270882-4		Bellows kit replacement of bellows	Bälgsats byte av skyddsbälg	1) 1329998	6429	2
	869		270881-6		Bellows kit replacement of bellows	Bälgsats byte av skyddsbälg	1) 1329998	6429	2
	873	1	271302-2		Rotor kit	Rotorsats		6454	3
	873	2	271304-8		Repair kit	Reparationssats		6454	3
	873	3	271305-5		Repair kit	Reparationssats		6454	2
	873	4	3342651-1		Sealing kit	Tätningssats		6454	2
	873	5	3342658-6		Repair kit	Reparationssats		6454	3
	873	6	271313-9		Repair kit	Reparationssats		6454	3
	873	7	271337-8		Valve kit	Ventilsats		6454	3
								80	
	903	17a	1382301-8		Catch	Spärr	1)	8119	4
	905	59	3525133-9		Bracket	Konsol	1)	8539	5
	911	6	1382317-4		Tie plate, l.h.	Knutplåt, v	1) 4 DRS	8139	5
★	911		1382318-2		Tie plate, r.h.	Knutplåt, h	1) 4 DRS	8139	5
	915	6	1382317-4		Tie plate, l.h. outer	Knutplåt, v yttre	1) 5 DRS	8139	5
★	915		1382318-2		Tie plate, r.h. outer	Knutplåt, h yttre	1) 5 DRS	8139	5
	927	39	1382135-0		Buffer	Buffert	1)	8219	3
	935	12	1315656-7		Hinge, l.h.	Gångjärn, v	1)	8313	3
	935		1315657-5		Hinge, r.h.	Gångjärn, h	1)	8313	3
	939	57	3526387-0		Guide moulding	Styrlist	1)	8455	2
	941		1372353-1		Sealing strip	Tätningslist	1)	8451	2
	945	62	1372261-6		Sealing strip, l.h.	Tätningslist, v		8451	2
	945		1372262-4		Sealing strip, r.h.	Tätningslist, h		8451	2
★	947		3540045-6		Sealing strip	Tätningslist	1)	8451	2
	963	4	1382354-7		Lock kit	Låssats	-1985.	8342	2

1) For further info, see catalogue. /För vidare informaiton, se katalog.

REGISTER, NEW PARTS — REGISTER, NYA ARTIKLAR

Group / Grupp 04

Page / Sida 89

NR	Page / Sida	Fig	Part No. / Artikel nr	P S	Description	Benämning	Notes / Anmärkning	GRP	S R
	965	5	1382348-9		Lock kit	Låssats	1)	8342	2
	965		1382349-7		Lock kit ordered lock combination	Låssats beställd låskombination	1)	8342	6
	965		1382355-4		Lock kit	Låssats	-1985.	8342	2
	965		1382351-3		Lock kit ordered lock combination	Låssats beställd låskombination	1)	8342	6
	965		1382353-9		Lock kit	Låssats	1) -1985.	8342	2
	965		1382352-1		Lock kit ordered lock combination	Låssats beställd låskombination	1)	8342	6
	969	1	1382338-0		Lock kit	Låssats	1)	8342	2
	969		1382339-8		Lock kit	Låssats	1)	8342	2
	969	3	1382340-6		Lock kit	Låssats	1) 1986-	8342	2
	969	4	1382354-7		Lock kit	Låssats	1986-	8342	2
	969	5	1382348-9		Lock kit	Låssats	1986-	8342	2
	969		1382349-7		Lock kit ordered lock combination	Låssats beställd låskombination	1)	8342	6
	971		1382355-4		Lock kit	Låssats	1986-	8342	2
	971		1382351-3		Lock kit ordered lock combination	Låssats beställd låskombination	1)	8342	6
	971	6	1382344-8		Lock kit	Låssats	1)	8342	2
	971		1382346-3		Lock kit ordered lock combination	Låssats beställd låskombination	1)	8342	6
	971		1382345-5		Lock kit	Låssats	1)	8342	2
	971		1382345-5		Lock kit ordered lock combination	Låssats beställd låskombination	1)	8342	2
	971	7	1382353-9		Lock kit	Låssats	1) 1986-	8342	2
	971		1382352-1		Lock kit ordered lock combination	Låssats beställd låskombination	1)	8342	6
	973	36	943469-7		Hose clamp	Slangklamma	1)	1163	2
	973	37	949906-2		Hose	Slang	1)	1417	2
	985		271261-0		Gravel shot protection	Stenskottskyddssats	4DRS -1985.	8415	3
	989		271261-0		Gravel shot protection	Stenskottskyddssats	4DRS 1986-	8415	3
	997		271112-5		Clip kit	Clipssats	1) 5DRS 1986-	8414	2
	997		271113-3		Clip kit	Clipssats	1) 5DRS 1986-	8414	2
	1003		1372418-2		Rear view mirror, r.h. convex glass	Backspegel, h konvext glas	1) L.H.D	8416	2
	1003		1372425-7		Rear view mirror, l.h.	Backspegel, v	1) R.H.D	8416	2
	1009	4	1161343-7		Sealant	Tätningsmedel	1)	1873	3
	1009	8	1277872-6		Butyl tape	Butyltejp	1)	1873	3
	1009	12a	1312889-7		Rail	Skena	1)	8439	2
	1009	12b	1161045-8		Glue kit, glass/metal	Limsats, glas/metall	1)	1871	6
	1009	14a	1312889-7		Rail	Skena	1)	8439	2
	1009	14b	1161045-8		Glue kit, glass/metal	Limsats, glas/metall	1)	1871	6
	1041	2	3506687-7		Upholstery	Klädsel	1) 4700	8525	5
	1041		3506689-3		Upholstery	Klädsel	1) 4701	8525	5
	1041	5	3506777-6		Upholstery	Klädsel	1) 4700	8535	5
★	1041		1364504-9		Upholstery	Klädsel	1) 4701	8535	5
	1047	2	3506687-7		Upholstery	Klädsel	1) 4720	8525	5
	1047		3506689-3		Upholstery	Klädsel	1) 4721	8525	5
	1047	5	3506777-6		Upholstery	Klädsel	1) 4720	8535	5
★	1047		1364504-9		Upholstery	Klädsel	1) 4721	8535	5
	1047	15	3527012-3		Door panel, l.h.	Dörrpanel, v	1) 4720	8511	5
	1047		3527016-4		Door panel, l.h.	Dörrpanel, v	1) 4721	8511	5
	1047		3527013-1		Door panel, r.h.	Dörrpanel, h	1) 4720	8511	5
	1047		3527017-2		Door panel, r.h.	Dörrpanel, h	1) 4721	8511	5
	1051	15	3527016-4		Door panel, l.h.	Dörrpanel, v	1) 4723	8511	5
	1051		3527014-9		Door panel, l.h.	Dörrpanel, v	1) 4726	8511	5
	1051		3527017-2		Door panel, r.h.	Dörrpanel, h	1) 4723	8511	5
	1051		3527015-6		Door panel, r.h.	Dörrpanel, h	1) 4726	8511	5
	1081	2	3506687-7		Upholstery	Klädsel	1) 5700	8525	5
	1081		3506689-3		Upholstery	Klädsel	1) 5701	8525	5
	1087	2	3506687-7		Upholstery	Klädsel	1) 5720	8525	5
	1087		3506689-3		Upholstery	Klädsel	1) 5721	8525	5
	1095		3521778-5		Heater	Värmeelement	1)	8527	3
	1095	9	3521725-6		Thermostat	Termostat		8527	3

1)For further info, see catalogue. /För vidare informaiton, se katalog.

Group / Grupp **04**

Page / Sida **90**

REGISTER, NEW PARTS

REGISTER, NYA ARTIKLAR

NR	Page Sida	Fig	Part No. Artikel nr	P S	Description	Benämning	Notes Anmärkning	GRP	S R
	1105		1395415-1		Padding	Stoppning	1)	8534	5
	1117	33	3519339-0		Clip	Clips	1) 4DRS	8559	3
	1129	7	1310114-2		Nut, black	Mutter, svart	4DRS	8559	3
	1137	15	1372328-3		Trim moulding, centre bright	Prydnadslist, mellersta blank.	1)	8619	2
	1137		1372329-1		Trim moulding, centre black.	Prydnadslist, mellersta svart.	1)	8619	2
	1137	16	1372330-9		Trim moulding, l.h. bright	Prydnadslist, v blank	1)	8619	2
	1137		1372331-7		Trim moulding, l.h. black	Prydnadslist, v svart	1)	8619	2
	1137		1372332-5		Trim moulding, r.h. bright	Prydnadslist, h blank	1)	8619	2
	1137		1372333-3		Trim moulding, r.h. black	Prydnadslist, h svart	1)	8619	2
	1139	16	1372334-1		Trim moulding, centre bright	Prydnadslist, mellersta blank.	1)	8619	2
	1139		1372336-6		Trim moulding, centre bright	Prydnadslist, mellersta blank.	1)	8619	2
★	1139		1372335-8		Trim moulding, centre black.	Prydnadslist, mellersta svart.	1)	8619	2
	1139		1372337-4		Trim moulding, centre black.	Prydnadslist, mellersta svart.	1)	8619	2
	1139	17	1372338-2		Trim moulding, l.h. bright	Prydnadslist, v blank	1)	8619	2
	1139		1372342-4		Trim moulding, l.h. bright	Prydnadslist, v blank	1)	8619	2
	1139		1372339-0		Trim moulding, l.h. black	Prydnadslist, v svart	1)	8619	2
	1139		1372343-2		Trim moulding, l.h. black	Prydnadslist, v svart	1)	8619	2
	1139		1372340-8		Trim moulding, r.h. bright	Prydnadslist, h blank	1)	8619	2
	1139		1372344-0		Trim moulding, r.h. bright	Prydnadslist, h blank	1)	8619	2
	1139		1372341-6		Trim moulding, r.h. black	Prydnadslist, h svart	1)	8619	2
	1139		1372345-7		Trim moulding, r.h. black	Prydnadslist, h svart	1)	8619	2
	1141	13	1372249-1		Mudflap, l.h.	Stänkskydd, v	1)	8631	1
	1141		1372250-9		Mudflap, r.h.	Stänkskydd, h	1)	8631	1
	1149	8	3522502-8		Draining pipe	Dräneringsrör	1) W/O COMBU	8739	3
	1149		1318965-9		Plug	Plugg	1) W/O COMBU	1515	2
	1151	7	3522503-6		Draining pipe	Dräneringsrör	1) COMBU	8739	3
	1151	28a	1582627-4		Protecting moulding	Skyddslist	1) COMBU	8419	3
	1155	15	945780-5		Retainer	Hållare	1) W/O COMBU	1179	2
	1155	22	3522209-0		Heat control valve	Värmekontrollventil	W/O COMBU	8735	2
	1159	40	3522248-8		Fan motor	Fläktmotor	1)	8733	3
	1159	44	3522197-7		Fan wheel	Fläkthjul	1)	8734	3
	1159		3522198-5		Fan wheel	Fläkthjul	1)	8734	3
	1165	14	3522732-1		Louvre	Galler	1) 5DRS	8729	4
	1167		3522558-0		Sealant	Tätningsmedel	1)	1873	6
	1167	5	1697753-0		Thermostat	Termostat	1)	8739	3
	1167	9	3522250-4		Expansion valve	Expansionsventil	1)	8745	5
	1167	10	3522589-5		O-ring	O-ring	1)	8749	5
	1167	11	3522588-7		O-ring	O-ring	1)	8749	5
	1167	12	3522591-1		O-ring	O-ring	1)	8749	5
	1167	13	3522587-9		O-ring	O-ring	1)	8749	5
	1167	15	3522558-0		Sealant	Tätningsmedel	1)	1873	6
	1167	20	3522588-7		O-ring	O-ring	1)	8749	5
	1167	28	3522588-7		O-ring	O-ring	1)	8749	5
	1167	31	3522587-9		O-ring	O-ring	1)	8749	5
	1167	32	3522588-7		O-ring	O-ring	1)	8749	5
	1167	32b	3522592-9		O-ring	O-ring	1)	8749	5
	1169	45	3522590-3		O-ring	O-ring	1)	8749	5
	1169	48	3522589-5		O-ring	O-ring	1)	8749	5
	1169	53	3522585-3		Hose	Slang	1)	8748	5
	1169	57	3514873-3		Clamp	Klamma	1) R.H.D	2239	5
	1171	2	3522589-5		O-ring	O-ring	1)	8749	5
	1171	3	3522591-1		O-ring	O-ring	1)	8749	5
	1171	4	3522250-4		Expansion valve	Expansionsventil	1)	8745	5
	1171	5	3522588-7		O-ring	O-ring	1)	8749	5
	1171	14	3522588-7		O-ring	O-ring	1)	8749	5
	1171	23b	3522587-9		O-ring	O-ring	1)	8749	5
	1171	23c	3522588-7		O-ring	O-ring	1)	8749	5
	1171	23e	3522592-9		O-ring	O-ring	1)	8749	5
	1173	41	3522558-0		Sealant	Tätningsmedel	1)	1873	6
	1175		3522558-0		Sealant	Tätningsmedel	1) DSL	1873	6
	1175	11	3522250-4		Expansion valve	Expansionsventil	1) DSL	8745	5
	1175	13	3522587-9		O-ring	O-ring	DSL	8749	5
	1175	14	3522591-1		O-ring	O-ring	DSL	8749	5
	1175	15	3514588-7		Pipe	Rör	DSL	4912	4
	1175	16	3522589-5		O-ring	O-ring	DSL	8749	5

1)For further info, see catalogue. /För vidare informaiton, se katalog.

REGISTER, NEW PARTS

REGISTER, NYA ARTIKLAR

NR	Page Sida	Fig	Part No. Artikel nr	P S	Description	Benämning	Notes Anmärkning	GRP	S R
	1175	17	3522558-0		Sealant	Tätningsmedel	1) DSL	1873	6
	1175	23	3514588-7		Pipe	Rör	DSL	4912	4
	1175	26	3514589-5		Pipe	Rör	DSL	4912	4
	1175	26b	3522587-9		O-ring	O-ring	DSL	8749	5
	1175	27	3514588-7		Pipe	Rör	DSL	4912	4
	1175	27b	3522592-9		O-ring	O-ring	DSL	8749	5
	1175	45	3522590-3		O-ring	O-ring	DSL	8749	5
	1177	46	3522589-5		O-ring	O-ring	DSL	8749	5
	1177	50	3522589-5		O-ring	O-ring	DSL	8749	5
	1179	14	973489-8		V-belt compressor-crankshaft	Kilrem kompressor - vevaxel.	4CYL	1223	1
	1179	15	973535-8		V-belt compressor-servo pump	Kilrem kompressor - servopump	1) 4CYL	1223	1
	1183	17	973548-1		V-belt compressor-crankshaft	Kilrem kompressor - vevaxel.	DSL	1223	1
	1185		3513066-5		Compressor	Kompressor	4CYL	8743	5
	1185	10	3522521-8		Valve	Ventil	1) 4CYL	8749	5
	1197	15	3517736-9		Delay valve	Fördröjningsventil	1) A.C B200E, B230E	2549	6
	1199	8	1306706-1		Hose	Slang	1) A.C B28E	1417	2
	1199	16	3517736-9		Delay valve	Fördröjningsventil	1) A.C B28E	2549	6
	1207	16	1364423-2		Support, l.h.	Stöd, v	1)	8819	5
	1207		1364421-6		Support, r.h.	Stöd, h	1)	8819	5
	1217	10	1244404-8		Bracket	Konsol		8825	4
	1227	7	3525249-3		Reinforcement	Förstärkning		8829	4
	1235		1297613-0		Belt catch	Bältlås	1) CH -184630.	8843	3
	1241	7	3503671-4		Crank	Vev	1)	8961	3
	1241	12	3518874-7		Warning triangle	Varningstriangel	1)	1912	3
	1241	13	3518874-7		Warning triangle	Varningstriangel	1)	1912	3
	1247	4	6814314-8		Plug	Plugg	1) L.H.D	4139	3
	1251		1318965-9		Plug	Plugg	1)	1515	2
	1251	11	6814314-8		Plug	Plugg		4139	3
	1257		9122050-9		Paint black	Färg svart	1) 19	1861	2
	1259		1396625-4		Touch-up pen dark blue	Färgpenna mörkblå	1) 204	1866	3
	1259		1396566-0		Spray paint red	Sprayfärg röd	1) 211	1865	2
	1267		1161342-9		Welding primer	Svetsprimer	1)	1890	6

1)For further info, see catalogue. /För vidare informaiton, se katalog.

Foreword (GB)

This is a condensed catalogue instruction and deals with the more elementary questions that can arise when reading a parts catalogue, and is relevant to both microfiche and paper catalogues.

If you require more detailed information, you can obtain it from our Publication Stores under the following publication numbers:

Catalogue manual	(S)	Pub.No.	212534
"	(GB)	"	212535
"	(F)	"	212536
"	(D)	"	212537
"	(E)	"	212538
"	(I)	"	212539
"	(P)	"	212542

Förord

Kataloginstruktionen är förkortad och behandlar de mest elementära frågor som kan uppstå i samband med kataloglåsning. Instruktionen är gemensam för microfiche- och papperskataloger.

De som önskar en mer detaljerad beskrivning, kan beställa denna på följande artikelnummer:

Kataloghandbok	(S)	Artikelnr	212534
"	(GB)	"	212535
"	(F)	"	212536
"	(D)	"	212537
"	(E)	"	212538
"	(I)	"	212539
"	(P)	"	212542

CATALOGUE INSTRUCTIONS

KATALOGINSTRUKTION

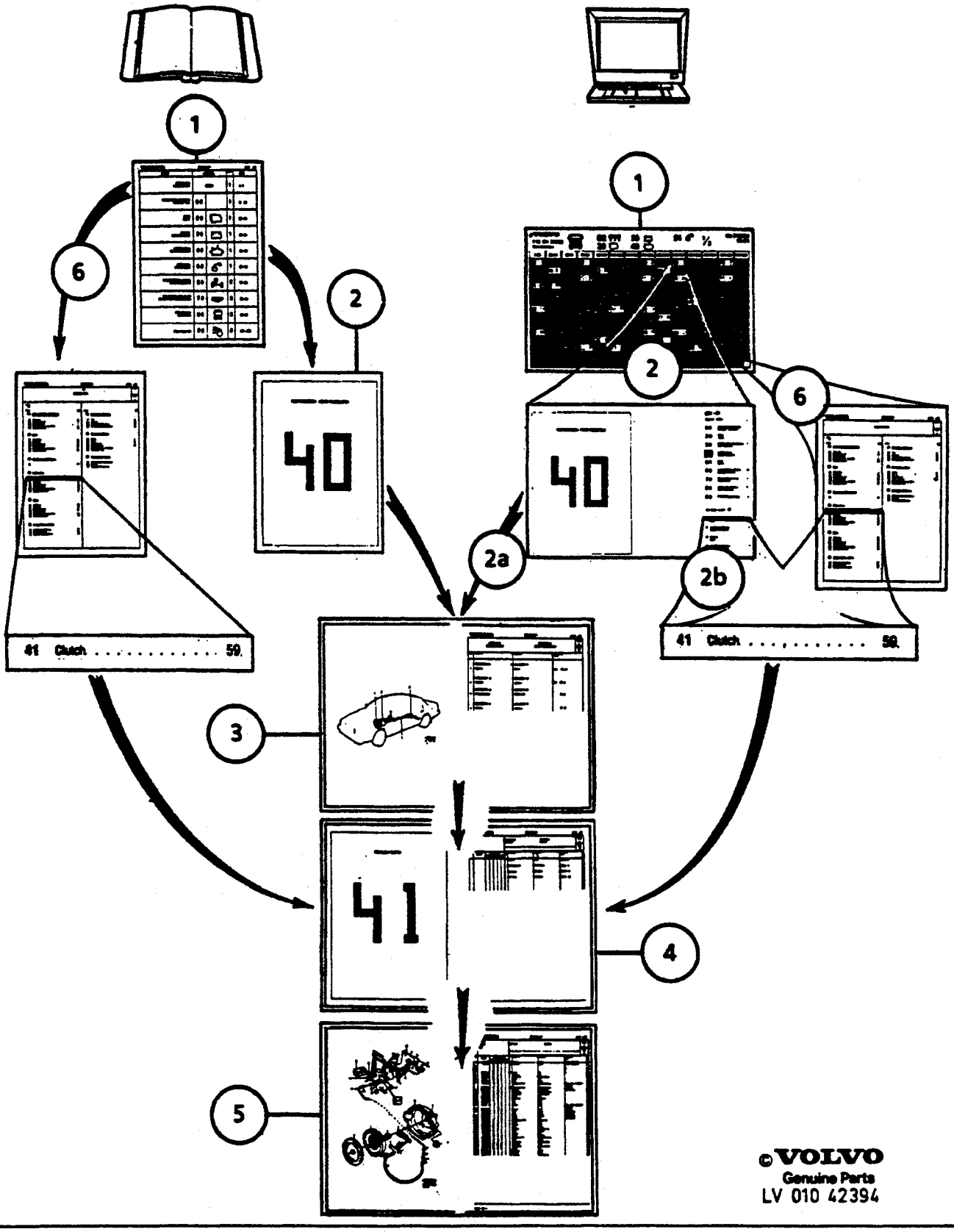

©VOLVO
Genuine Parts
LV 010 42394

The composition and use of a parts catalogue.

Paper catalogue

1. Main register. Identify relevant catalogue group-page number.
2. Title page for catalogue group-turn page.
3. Catalogue group index (illustrated). Identify subgroup-page number.
4. Subgroup index. Identify section-page number for part concerned.
5. Catalogue section. Trace part number via illustration.

Alternative method

6. Catalogue index. Identify catalogue group-subgroup and page number. Go on to point 4.

Fiche catalogue

1. Identify relevant catalogue group via microfiche title strip.
2. Put microfiche reader. Identify relevant catalogue group-2 nd image row.

2a. Move to following image (vertical direction) catalogue catalogue group index. Go on to point 3.

2b. *Or...*identify subgroup via fiche index-page number. (Page number sequence in columns, see top row of images.) Go on to point 4.

3. Catalogue group index (illustrated). Identify subgroup-page number. (Page number sequence in columns, see top row of images.)
4. Subgroup index. Identify catalogue section-page number.
5. Catalogue section. Identify part number via illustration.

Alternative method

6. Catalogue index. Location (all fiche): last image in right-hand column. Identify catalogue group and subgroup. Go on to point4.

Reservdelskatalogens struktur och sökvägar

Papperskatalog

1. Registerblad. Sök berörd kataloggrupp - sidnummer.
2. Försättsblad för kataloggrupp - vänd sida.
3. Kataloggruppindex (illustrerat). Sök undergrupp - sidnummer.
4. Index undergrupp. Sök katalogavsnitt - sidnummer för berörd artikel.
5. Katalogavsnitt. Via illustration sök artikelnummer.

Alternativ sökväg

6. Katalogindex. Sök artikelns kataloggrupp - undergrupp och sid nr. Forts. 4.

Fichekatalog

1. Via microficherubrikerna - sök artikelns kataloggrupp
2. Sätt fichen i läsaren. Sök berörd kataloggrupp, 2:a ficheraden.

2a. Gå till efterföljande ficheruta - kataloggruppindex (lodrät sökriktning). Forts. 3.

2b. *Alt.*Via ficheindex sök undergrupp - sidnummer. (Sidnumrering är kolumnvis, se övre ficheraden.)

3. Kataloggruppindex (illustrerat). Sök undergrupp - sidnummer. (Sidnummrering ör kolumnvis, se övre ficeraden.)
4. Index undergrupp. Sök katalogavsnitt - sidnummer.
5. Katalogavsnitt. Via illustration sök artikelnummer.

Alternativ sökväg

6. Katalogindex. Placering (alla fiche), höger kolumn sista rutan. Sök katalog- och undergrupp. Forts. 4.

CATALOGUE INSTRUCTIONS

KATALOGINSTRUKTION

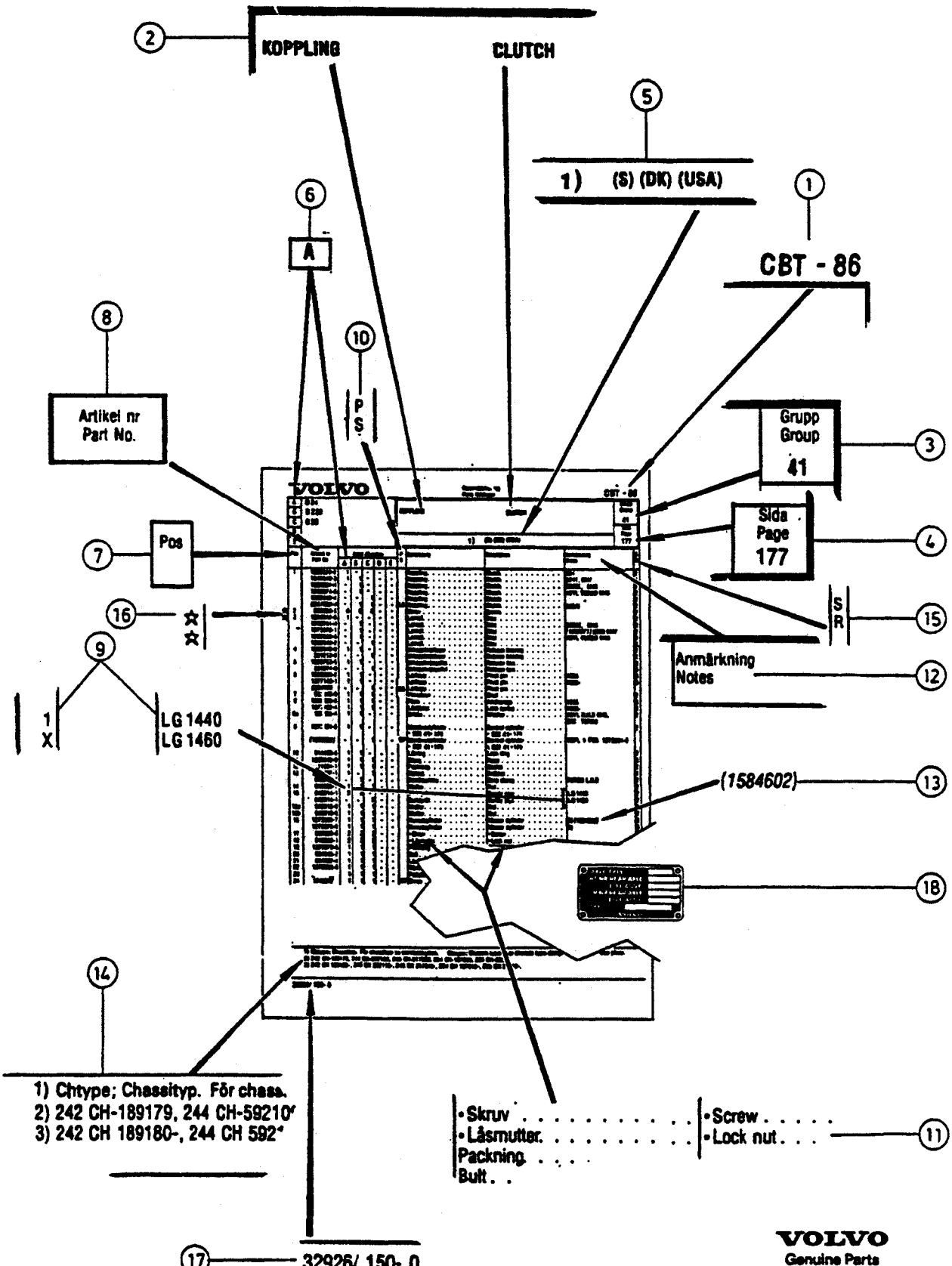

CATALOGUE INSTRUCTIONS

KATALOGINSTRUKTION

Catalogue page with clarifications

(When it regards items such as the Numerical Register, Group 03 and the Numerical Register for New Parts, group 04 see the Foreword for the relevant group.)

Page heading

1. Catalogue designation.
2. Catalogue section designation.
3. Catalogue group. First digit catalogue group, second digit subgroup.
4. Page No. In sequence throughout the whole of the catalogue.
5. Subheading. Abbreviations (see group 02) and and footnote numbers can appear.
6. Quantity column identification letters. A corresponds with quantity column A, B with column B, etc.

The columns

7. Pos No. Referece number between the illustration and the parts list.
8. Part No. Can appear in *italics*, see Group 03.
9. Qty columns A-E. X = state requisite length/qty. Dimentions and lengths in Notes column.
10. PS (Parts Status) column. Codes, see group 02.
11. Description column. Parts preceded by a point or points is included in the major component.
12. Notes column. Complementary information.
13. Superseded part number.
14. Footnote, at bottom of page.
15. SR (Stock Recommendation) column. Movement rate in scale of 1-6. 1 representing very fast moving.
16. Star. New part, listed in Group 04.
17. Administrative code. NoteThe final digit is the issue number 0 = new catalogue.
18. Designation plates. See Group 01.

Katalogsida med förklaringar

(Övriga textsidor som nummerregister grupp 03 och nummerregister nya artiklar grupp 04, se respektive grupps förord).

Rubrikinformation

1. Katalogens beteckning.
2. Katalogavsnittets benämning.
3. Kataloggrupp. Första siffran kataloggrupp, andra undergrupp.
4. Sidnummer. Löpande genom hel katalogen.
5. Underrubrik. Förkortningar (se grupp 02) och fotnotsiffra kan förekomma.
6. Rubrik antalskolumn A-E. A korresponderar med antalskolumn A, B med B, osv.

Kolumninformation

7. Pos nr. Referensnummer mellan illustration och text.
8. Artikel nr. Kan förekomma i *kursiv*text, se grupp 03.
9. Antalskolumn, A-E. Antal per enhet. X = erfoderlig längd/antal. Mått och volymer i anmärkningskolumn.
10. Ps-kolumn (PS = Parts Status). Koder, se grupp 02.
11. Benämningskolumn. Benämning som föregås av punkt ingår i överordnad artikel.
12. Anmärkningskolumn. Kompletterande uppgifter.
13. Ersatt artikelnummer.
14. Fotnot, nederst på textsidan.
15. SR-kolumn (SR = Stock Recommendation). Lagerförslagssiffror i skala 1-6. 1 = mest fekvent artikel osv.
16. Stjärnmarkering. Artikeln är ny, förekommer i grupp 04.
17. Administrativt nr. OBS Sista siffran är katalogens löpande ändringsnummer, 0 = ny katalog.
18. Olika skyltar för modell- och chassinr m m. Se grupp 01.

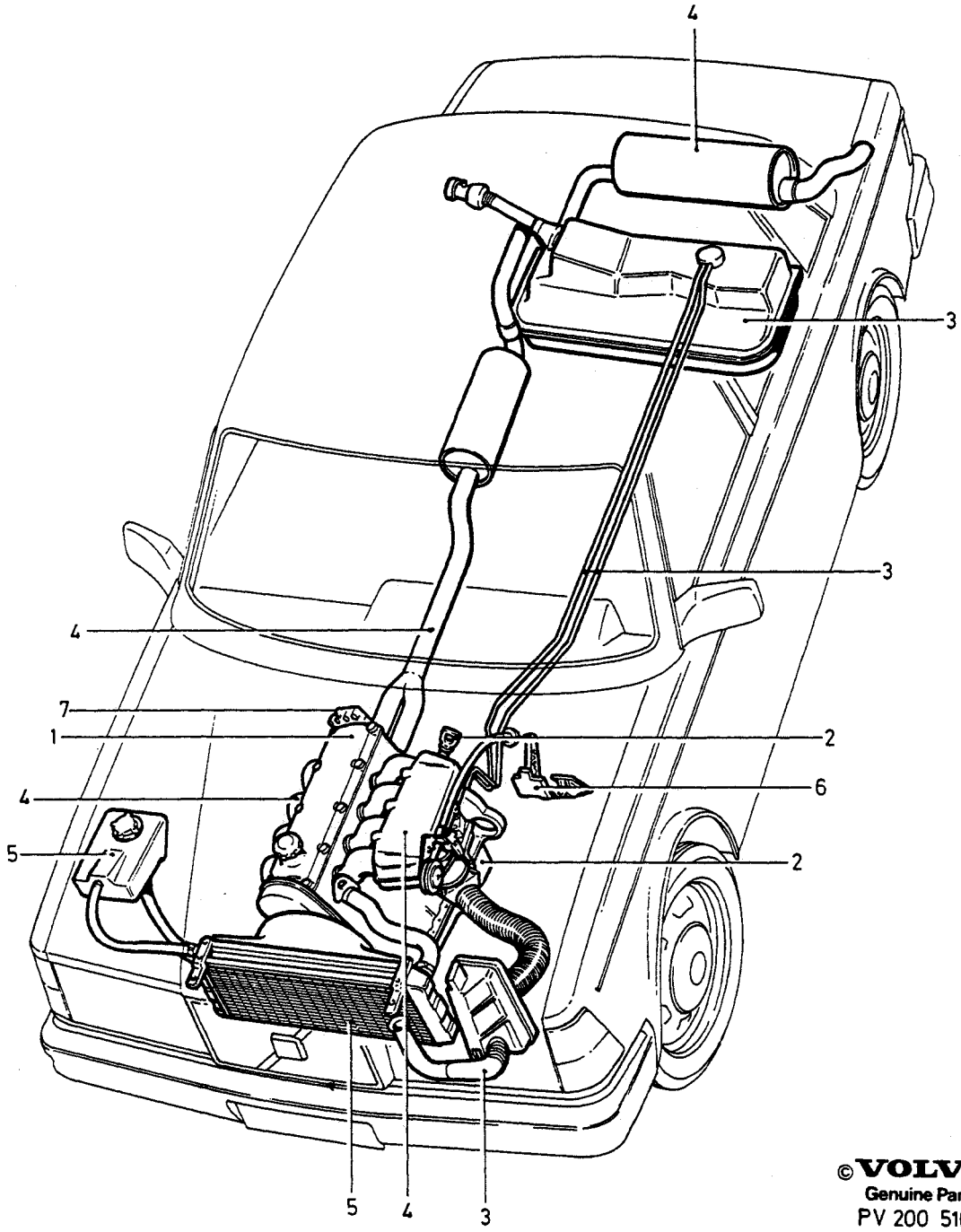

©VOLVO
Genuine Parts
PV 200 51062

GROUP INDEX
ENGINE

GRUPP INDEX
MOTOR

Group Grupp 20

Page Sida 101

Fig	Description	Benämning	Notes Anmärkning
	SUB GROUP 21	**UNDERGRUPP 21**	
1	Engine	Motor	SEE 21•103
	SUB GROUP 22	**UNDERGRUPP 22**	
2	Lubricating system	Smörjsystem	SEE 22•163
	SUB GROUP 23	**UNDERGRUPP 23**	
3	Fuel system	Bränslesystem	SEE 23•171
	SUB GROUP 25	**UNDERGRUPP 25**	
4	Inlet system Exhaust system	Inloppssystem Avgassystem	SEE 25•251
	SUB GROUP 26	**UNDERGRUPP 26**	
5	Cooling system	Kylsystem	SEE 26•315
	SUB GROUP 27	**UNDERGRUPP 27**	
6	Engine controls	Motorreglage	SEE 27•335
	SUB GROUP 28	**UNDERGRUPP 28**	
7	Ignition and control systems	Tänd- och reglersystem	SEE 28•361

A	B200, B230
B	B28
C	D24
D	
E	

SUB GROUP / UNDERGRUPP
ENGINE / MOTOR

Group / Grupp: 21
Page / Sida: 103

Fig	Part No. / Artikel nr	Quantity /Antal A	B	C	D	E	PS	Description	Benämning	Notes / Anmärkning	SR
		-	-	-	-	-		Notes	Anmärkning	1)	
		1	1	1	-	-		Engines replacement engines .	Motorer och reservdelsmotorer	SEE 21 • 105	
		1	-	-	-	-		Engine with fittings	Motor med monteringsdetaljer	SEE 21 • 111	
		1	-	-	-	-		• Cylinder head	• Cylinderhuvud	SEE 21 • 115	
		1	-	-	-	-		• Engine block	• Cylinderblock	SEE 21 • 121	
		1	-	-	-	-		• Crank mechanism	• Vevmekanism	SEE 21 • 123	
		1	-	-	-	-		• Belt transmission	• Remtransmission	SEE 21 • 129	
		1	-	-	-	-		• Gasket kits	• Packningssats	SEE 21 • 131	
		1	-	-	-	-		• Service kits adjuster washer kit	• Servicesatser justerbrickssats	SEE 21 • 133	
		-	1	-	-	-		Engine with fittings	Motor med monteringsdetaljer	SEE 21 • 135	
		-	1	-	-	-		• Cylinder head	• Cylinderhuvud	SEE 21 • 137	
		-	1	-	-	-		• Engine block	• Cylinderblock	SEE 21 • 139	
		-	1	-	-	-		• Crank mechanism	• Vevmekanism	SEE 21 • 141	
		-	1	-	-	-		• Chain transmission	• Kedjetransmission	SEE 21 • 143	
		-	1	-	-	-		• Gasket kits service kits	• Packningssats servicesatser ..	SEE 21 • 145	
		-	-	1	-	-		Engine with fittings	Motor med monteringsdetaljer	SEE 21 • 147	
		-	-	1	-	-		• Cylinder head	• Cylinderhuvud	SEE 21 • 149	
		-	-	1	-	-		• Engine block	• Cylinderblock	SEE 21 • 151	
		-	-	1	-	-		• Crank mechanism	• Vevmekanism	SEE 21 • 153	
		-	-	1	-	-		• Belt transmission	• Remtransmission	SEE 21 • 155	
		-	-	1	-	-		• Gasket kits adjuster washer kit	• Packningssats justerbrickssats	SEE 21 • 157	
		-	-	1	-	-		• Gasket kits	• Packningssats	SEE 21 • 159	
		-	-	1	-	-		• Service kits	• Servicesatser	SEE 21 • 161	

1) Engines B17A, B19ET, B21ET, B21FT and related parts are not listed in this catalogue. For the subject engines, please refer to the 240-260 SERIES 1979-1984 catalogue. / Motorer B17A,B19ET,B21ET,B21FT och tillhörande detaljer redovisas ej i denna katalog. Vid behov hänvisas till reservdelskatalog 240-260 SERIES 1979-1984.

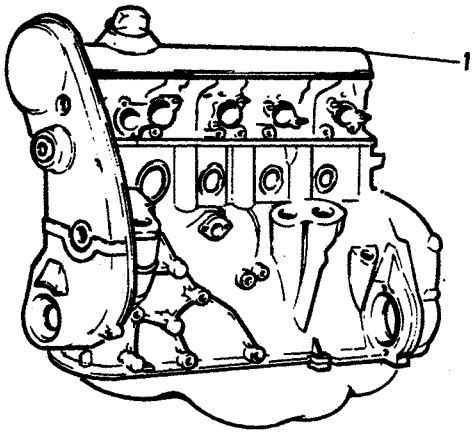

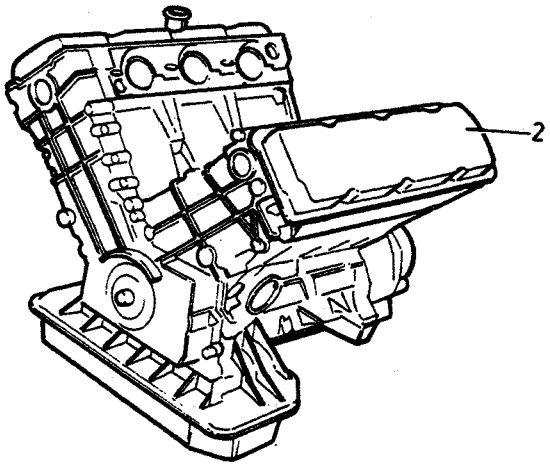

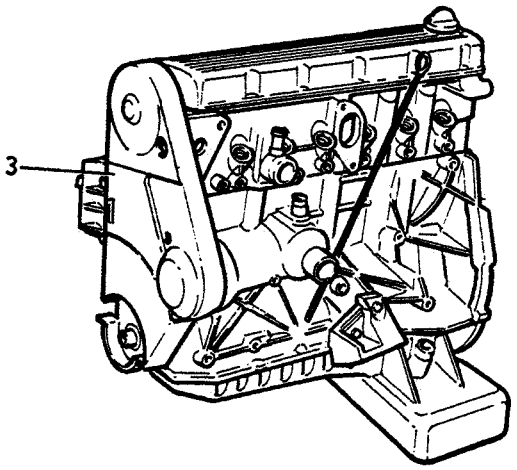

©VOLVO
Genuine Parts

A	B200 B230
B	B28
C	D24
D	
E	

ENGINES REPLACEMENT ENGINES MOTORER OCH RESERVDELSMOTORER

Group Grupp 21

Page Sida 105

Fig	Part No. Artikel nr	Quantity /Antal A	B	C	D	E	PS	Description	Benämning	Notes Anmärkning	SR
		-	-	-	-	-		Notes	Anmärkning	1)	
1		1	-	-	-	-		Engine with fittings	Motor med monteringsdetaljer	SEE 21 • 111	
	9122035-0	1	-	-	-	-		• Engine	• Motor	2) B200K 91/93 OCTANE	5
	5003534-4	1	-	-	-	-	EU	• Engine, exch	• Motor, bytes		5
	9122036-8	1	-	-	-	-		• Engine	• Motor	2) B200K 98 OCTANE	5
	5003535-1	1	-	-	-	-	EU	• Engine, exch	• Motor, bytes		5
	9122037-6	1	-	-	-	-		• Engine	• Motor	2) B200E	5
	5003536-9	1	-	-	-	-	EU	• Engine, exch	• Motor, bytes		5
	9122041-8	1	-	-	-	-		• Engine	• Motor	2) B230A	5
	5003663-1	1	-	-	-	-	EU	• Engine, exch	• Motor, bytes		5
	9122043-4	1	-	-	-	-		• Engine	• Motor	2) (1277894) B230K	5
	5003657-3	1	-	-	-	-	EU	• Engine, exch	• Motor, bytes	(5003618)	5
	9122039-2	1	-	-	-	-		• Engine	• Motor	2) B230E EXC (AUS)(CH)	5
	5003661-5						EU	Engine, exch	Motor, bytes	EXC (DK)(N)(S)(SF) (5003541)	5
	9122042-6	1	-	-	-	-		• Engine	• Motor	2) B230E (AUS)(CH)(DK)	5
	5003544-3	1	-	-	-	-	EU	• Engine, exch	• Motor, bytes	(N)(S)(SF)	5
	9122049-1	1	-	-	-	-		• Engine	• Motor	2) B230F	5
	(5003538)	-	-	-	-	-	SP	• Engine, exch	• Motor, bytes		5
		1	-	-	-	-		•• Cylinder head complete	•• Cylinderhuvud komplett	SEE 21 • 115	
		1	-	-	-	-		•• Cylinder block complete	•• Cylinderblock komplett	SEE 21 • 111	
2		-	1	-	-	-		Engine with fittings	Motor med monteringsdetaljer	SEE 21 • 135	
	1218176	-	1	-	-	-	OP	• Engine replacement version .	• Motor reservdelsutförande	2) B28E 498685	5
	1218177	-	1	-	-	-	OP	• Engine replacement version .	• Motor reservdelsutförande	2) B28E 498686,498687	5
3		-	-	1	-	-		Engine with fittings	Motor med monteringsdetaljer	SEE 21 • 147	
	498701	-	-	1	-	-	OP	• Engine complete	• Motor komplett	3)	5
		-	-	-	-	-		Production engines	Produktionsmotorer	1985 240 4DRS CH 72450-145709, 240 5DRS CH 592000-660379, 260 5DRS CH 34890-	
		-	-	-	-	-		• B200K	• B200K	B200K 499848-499851 499932,499933,499946, 499952,499953,499968, 499970	
		-	-	-	-	-		• B200E	• B200E	B200E 499896,499897	
		-	-	-	-	-		• B230A	• B230A	B230A 499854-499857,	

1) Engines B17A, B19ET, B21ET, B21FT and related parts are not listed in this catalogue. For the subject engines, please refer to the 240-260 SERIES 1979-1984 catalogue. / Motorer B17A,B19ET,B21ET,B21FT och tillhörande detaljer redovisas ej i denna katalog. Vid behov hänvisas till reservdelskatalog 240-260 SERIES 1979-1984.

2) Flywheel casing, flywheel, thermostat, water pipes, manifolds, fuel pump, starter motor, distributor, alternator, crankcase ventilation not included. / Reservdelsmotorerna levereras utan svänghjulskåpa, svänghjul, termostat, vattenrör, grenrör, bränslepump, startmotor, fördelare, generator och vevhusventilation.

3) Supplied as for automatic transmission. For vehicles witha manual gearbox, the carrier plate is replaced by the flywheel. / Leverans i utförande för automatväxellåda. För vagnar med manuell växellåda ersätts medbringarplåten med svänghjul.

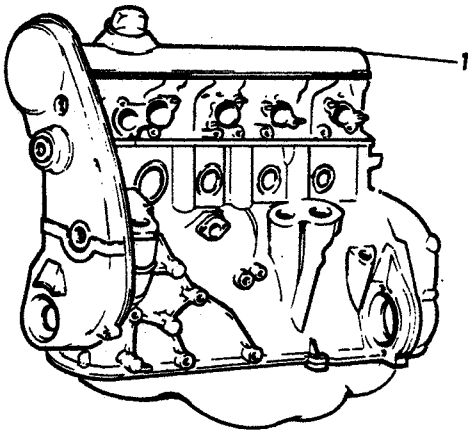

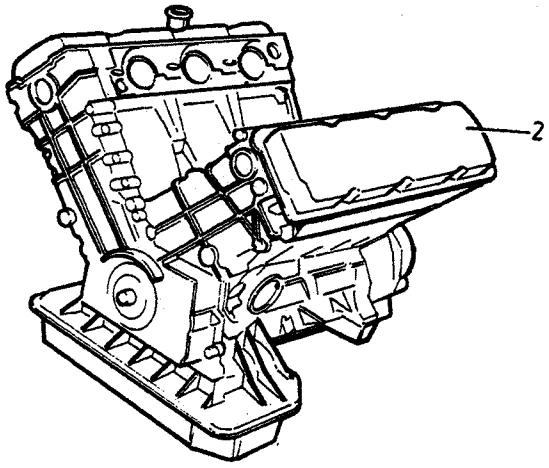

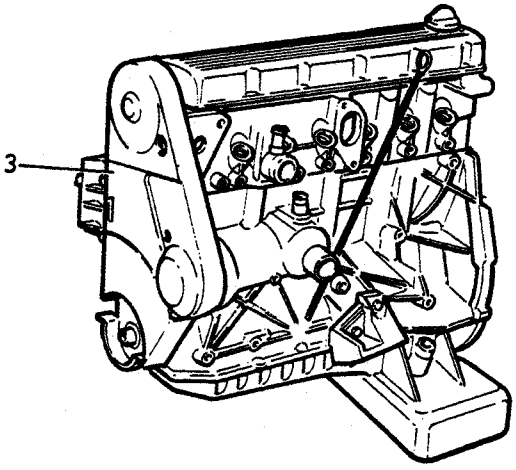

© VOLVO
Genuine Parts

A	B200 B230
B	B28
C	D24
D	
E	

ENGINES REPLACEMENT ENGINES MOTORER OCH RESERVDELSMOTORER

Fig	Part No. Artikel nr	Quantity /Antal A	B	C	D	E	P S	Description	Benämning	Notes Anmärkning	S R
										499934,499935,499954, 499955,499972,499973	
		-	-	-	-	-		•B230E	•B230E	B230E 499898,499899, 499900,499901,499956, 499957	
		-	-	-	-	-		•B230F	•B230F	B230F 499858,499859	
		-	-	-	-	-		•B28E	•B28E	B28E 498685-498687	
		-	-	-	-	-		•D24	•D24	D24 498700,498701	
		-	-	-	-	-		Production engines	Produktionsmotorer	1986 240 4DRS CH 145710-220999. 240 5DRS CH 660380-722999.	
		-	-	-	-	-		•B200K	•B200K	B200K 499780,499850, 499851,499946,1289046, 1289047-1289049	
		-	-	-	-	-		•B200E	•B200E	B200E 499896,499897	
		-	-	-	-	-		•B230A	•B230A	B230A 499854-499857, 499934,499935,499954, 499955,499972,499973, 499774	
		-	-	-	-	-		•B230E	•B230E	B230E 1289054-1289059	
		-	-	-	-	-		•B230F	•B230F	B230F 499858,499859, 1289060,1289061	
		-	-	-	-	-		•B28E	•B28E	B28E 498685	
		-	-	-	-	-		•D24	•D24	D24 498700	
		-	-	-	-	-		Production engines	Produktionsmotorer	1987 240 4DRS CH 221000-278399. 240 5DRS CH 723000-766599.	
		-	-	-	-	-		•B200K	•B200K	B200K 499780,1289100, 1289102,1289103,1289104 1289105,1289170,1289171	
		-	-	-	-	-		•B200E	•B200E	B200E 499896,499897	
		-	-	-	-	-		•B230K	•B230K	B230K 1289014,1289015, 1289172,1289173.	
		-	-	-	-	-		•B230E	•B230E	B230E 1289054,1289055, 1289056,1289057, 1289058,1289059.	
		-	-	-	-	-		•B230F	•B230F	B230F 1289092,1289093, 1289094,1289095.	

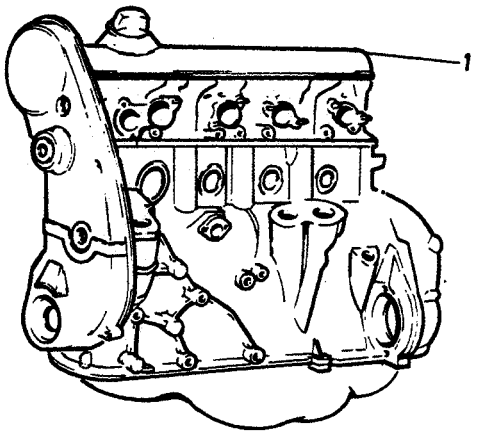

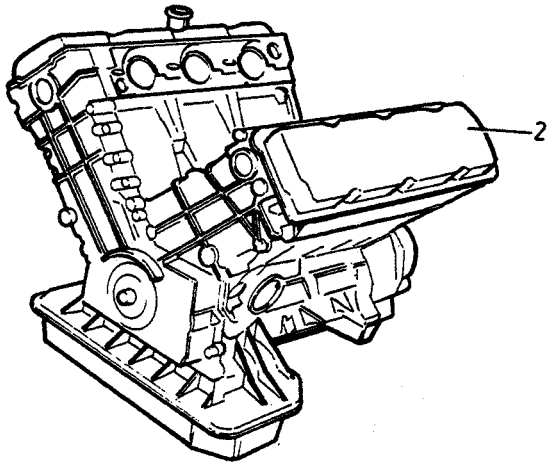

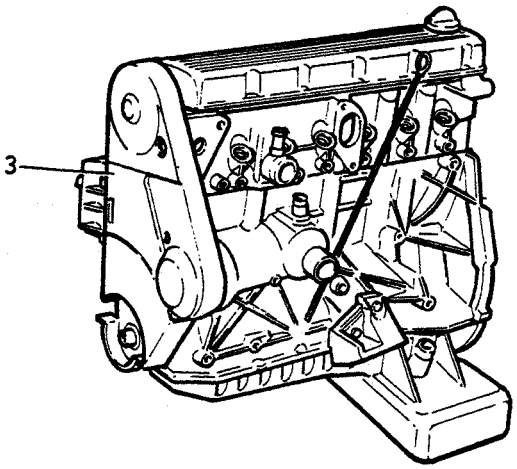

© VOLVO
Genuine Parts

A	B200 B230	ENGINES REPLACEMENT ENGINES MOTORER OCH RESERVDELSMOTORER	Group Grupp 21
B	B28		Page Sida 109
C	D24		
D			
E			

Fig	Part No. Artikel nr	Quantity /Antal A	B	C	D	E	P S	Description	Benämning	Notes Anmärkning	S R
		-	-	-	-	-		•B28E	•B28E	B28E 498685	
		-	-	-	-	-		•D24	•D24	D24 498700	

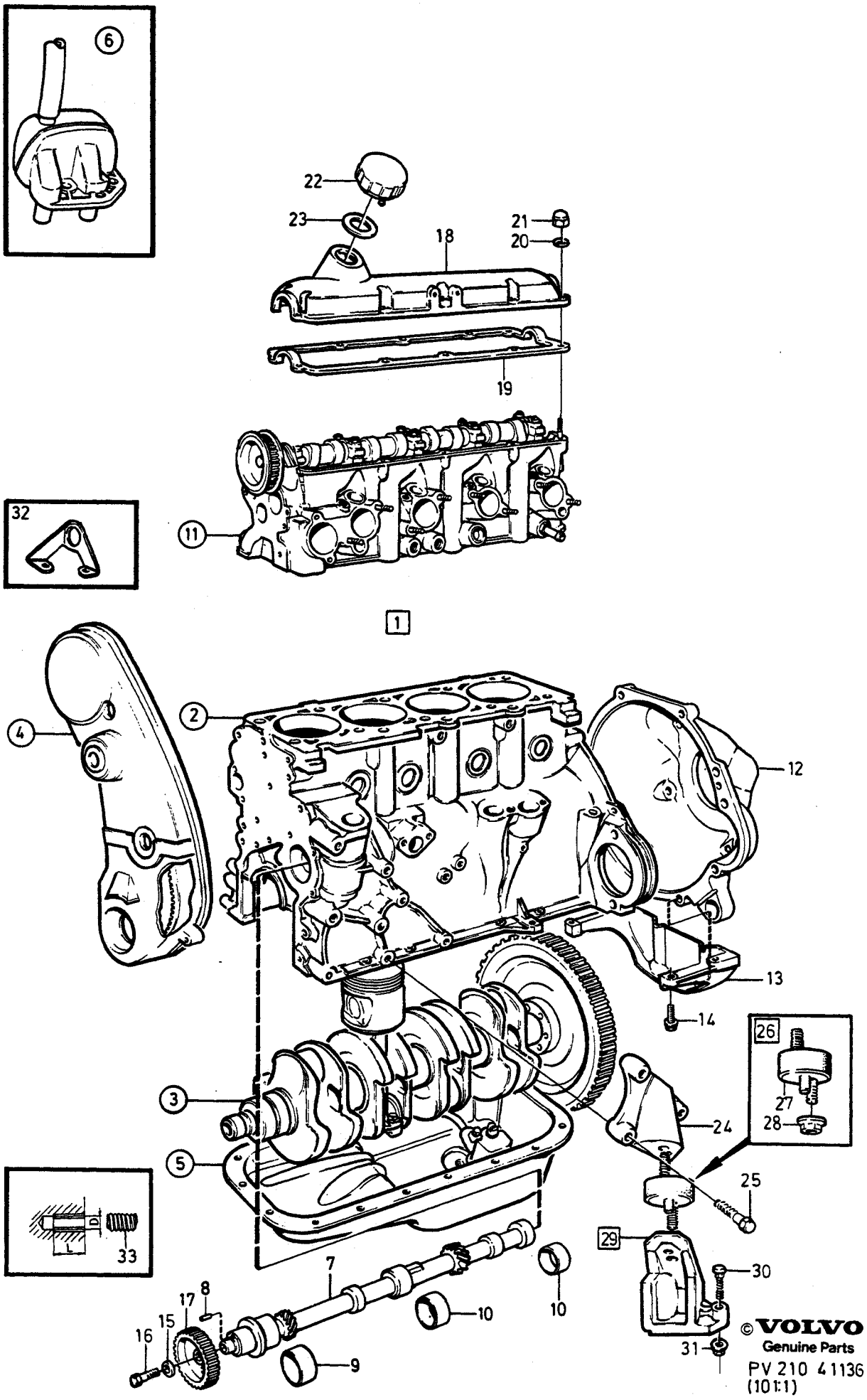

© VOLVO
Genuine Parts

PV 210 41136
(101:1)

A	B200
B	B230
C	
D	
E	

ENGINE WITH FITTINGS — MOTOR MED MONTERINGSDETALJER

Group / Grupp 21

Page / Sida 111

B200, B230

Fig	Part No. Artikel nr	Quantity /Antal A	B	C	D	E	PS	Description	Benämning	Notes Anmärkning	SR
		-	-	-	-	-		Notes	Anmärkning	1)	
1	1277668-8	-	-	-	-	-		Cylinder block complete	Cylinderblock komplett	B200K 499848-499851, 499946, 499968	5
	1277669-6	1	-	-	-	-		Cylinder block complete	Cylinderblock komplett	B200K 499780,499932, 499933,499952,499953, 499970,1289046-1289049	5
	1277668-8	1	-	-	-	-		Cylinder block complete	Cylinderblock komplett	B200E	5
	1277672-0	-	1	-	-	-		Cylinder block complete	Cylinderblock komplett	B230A 499854-499857, 499774	5
	1277673-8	-	1	-	-	-		Cylinder block complete	Cylinderblock komplett	B230A 499934,499935, 499954,499955,499972, 499773	5
		-	1	-	-	-	NS	Cylinder block complete	Cylinderblock komplett	B230K	
	1277672-0	-	1	-	-	-		Cylinder block complete	Cylinderblock komplett	B230E	5
	1277674	-	1	-	-	-	OP	Cylinder block complete	Cylinderblock komplett	B230F	5
2		1	1	-	-	-		• Engine block	• Cylinderblock	SEE 21 • 121	
3		1	1	-	-	-		• Crank mechanism	• Vevmekanism	SEE 21 • 123	
4		1	1	-	-	-		• Belt transmission	• Remtransmission	SEE 21 • 129	
5		1	1	-	-	-		• Lubricating system	• Smörjsystem	SEE 22 • 163	
6		1	1	-	-	-		• Crankcase ventilation	• Vevhusventilation	SEE 25 • 309	
7	463581-9	1	1	-	-	-		• Countershaft	• Mellanaxel		3
8	949433-7	1	1	-	-	-		• • Spring pin	• • Rörpinne		2
9		1	1	-	-	-		• Bearing bushing	• Lagerbussning	SEE 21 • 121	
10		2	2	-	-	-		• Bearing bushing	• Lagerbussning	SEE 21 • 121	
11		1	1	-	-	-		Cylinder head	Cylinderhuvud	SEE 21 • 115	
12		1	1	-	-	-		Bell housing	Kopplingskåpa	SEE 43 • 571	
13	463830-0	1	1	-	-	-		Bracket	Konsol		3
14	946472-8	4	4	-	-	-		Flange screw	Flänsskruv		2
15	1219322-3	1	1	-	-	-		Pulley	Kuggremhjul		3
☆ 16	970952-8	1	1	-	-	-		Screw	Skruv	(955322)	2
17	463580-1	1	1	-	-	-		Washer	Bricka		2
18	1336754-5	1	1	-	-	-		Valve cover	Ventilkåpa		4
19	1378870-8	1	1	-	-	-	IK	Gasket	Packning	(1336753)	1
20	941906-0	8	8	-	-	-		Spring washer	Fjäderbricka		2
21	948685-3	10	10	-	-	-		Nut	Mutter		2
22	1378985-4	1	1	-	-	-		Filler cap	Påfyllningslock	(1357816) -1986	2
	1378985-4	1	1	-	-	-		Filler cap	Påfyllningslock	1987	2
23	940096-1	1	1	-	-	-	IK	Gasket	Packning		2
24	1205999-4	1	1	-	-	-		Engine anchorage, l.h.	Motorfäste, v		3
	1206213-9	1	1	-	-	-		Engine anchorage, r.h.	Motorfäste, h		3
25	946470-2	2	2	-	-	-		Flange screw	Flänsskruv	LG 35, L.H., EXC B200K,B230A	2
	946671-5	1	1	-	-	-		Flange screw	Flänsskruv	LG 30, L.H., EXC B200K,B230A	2
	946671-5	3	3	-	-	-		Flange screw	Flänsskruv	LG 30, L.H., B200K,B230A	2
	946671-5	3	3	-	-	-		Flange screw	Flänsskruv	LG 30, R.H.	2
26	274110-6	1	1	-	-	-		Rubber cushion kit	Gummikuddesats	L.H.	2
	274111-4	1	1	-	-	-		Rubber cushion kit	Gummikuddesats	R.H.	2
27		1	1	-	-	-	NS	• Engine pad	• Motorkudde	L.H.	
	1330177-5	1	1	-	-	-	IK	• Engine pad	• Motorkudde	R.H.	2
☆ 28	971098-9	4	4	-	-	-	IK	• Flange lock nut	• Flänslåsmutter	REPL 1 PCS 274111-4. (949279)	2
29	1229173-8	1	1	-	-	-		Bracket, l.h.	Konsol, v		3
	1229171-2	1	1	-	-	-		Bracket, r.h.	Konsol, h		3
30		6	6	-	-	-	NS	• Screw	• Skruv		
☆ 31	971089-8	6	6	-	-	-		Lock nut	Låsmutter	(963107)	2

1) Engines B17A, B19ET, B21ET, B21FT and related parts are not listed in this catalogue. For the subject engines, please refer to the 240-260 SERIES 1979-1984 catalogue. / Motorer B17A,B19ET,B21ET,B21FT och tillhörande detaljer redovisas ej i denna katalog. Vid behov hänvisas till reservdelskatalog 240-260 SERIES 1979-1984.

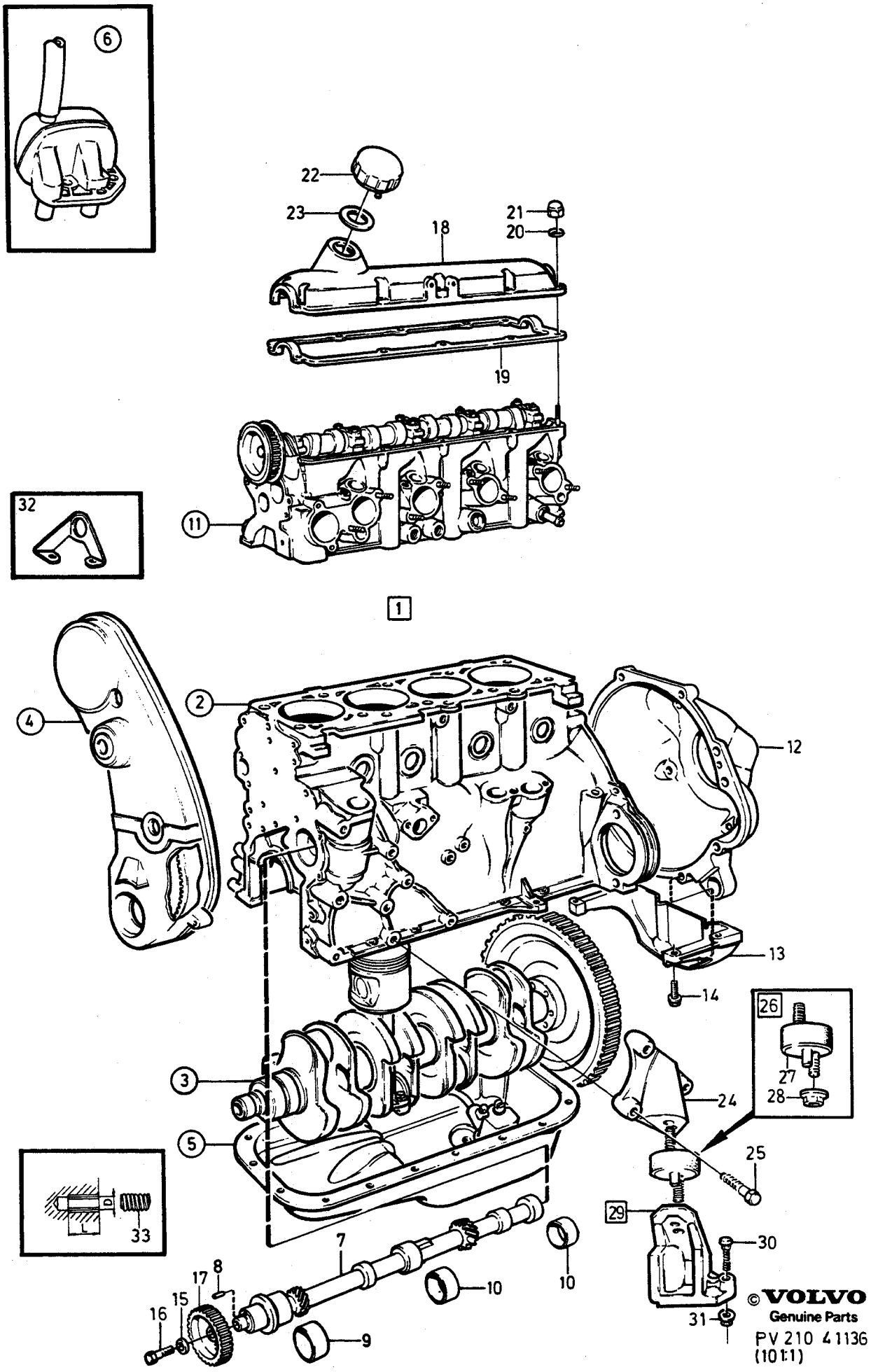

© VOLVO
Genuine Parts

PV 210 41136
(10 1:1)

A B200 B B230 C D E	ENGINE WITH FITTINGS — MOTOR MED MONTERINGSDETALJER	Group Grupp 21	Page Sida 113
	B200, B230		

Fig	Part No. Artikel nr	Quantity /Antal A	B	C	D	E	PS	Description	Benämning	Notes Anmärkning	SR
32	463850-8	1	1	-	-	-		Lifting eye, l.h. rear	Lyftögla, v bakre	B200,B230A,B230E	5
	1317593-0	-	1	-	-	-		Lifting eye, l.h. rear	Lyftögla, v bakre	B230F	5
	463849-0	1	1	-	-	-		Lifting eye, l.h. front	Lyftögla, v främre		5
		1	1	-	-	-	NS	Lifting eye, r.h.	Lyftögla, h		
33	956014-5	X	X	-	-	-		Thread insert	Gänginsats	O.DIA M6 X 1,0. LG 9	2
	956018-6	X	X	-	-	-		Thread insert	Gänginsats	O.DIA M8 X 1,25. LG 12	2
	956022-8	X	X	-	-	-		Thread insert	Gänginsats	O.DIA M10 X 1,5. LG 15	2
	948095-5	X	X	-	-	-		Thread insert	Gänginsats	O.DIA M12 X 1,5. LG 24	2
	948756-2	X	X	-	-	-		Thread insert	Gänginsats	O.DIA M14 X 1,25. LG 14	2
	948758-8	X	X	-	-	-		Thread insert	Gänginsats	O.DIA M14 X 1,5. LG 12	2
		1	1	-	-	-		Gasket kits	Packningssats	SEE 21-131	

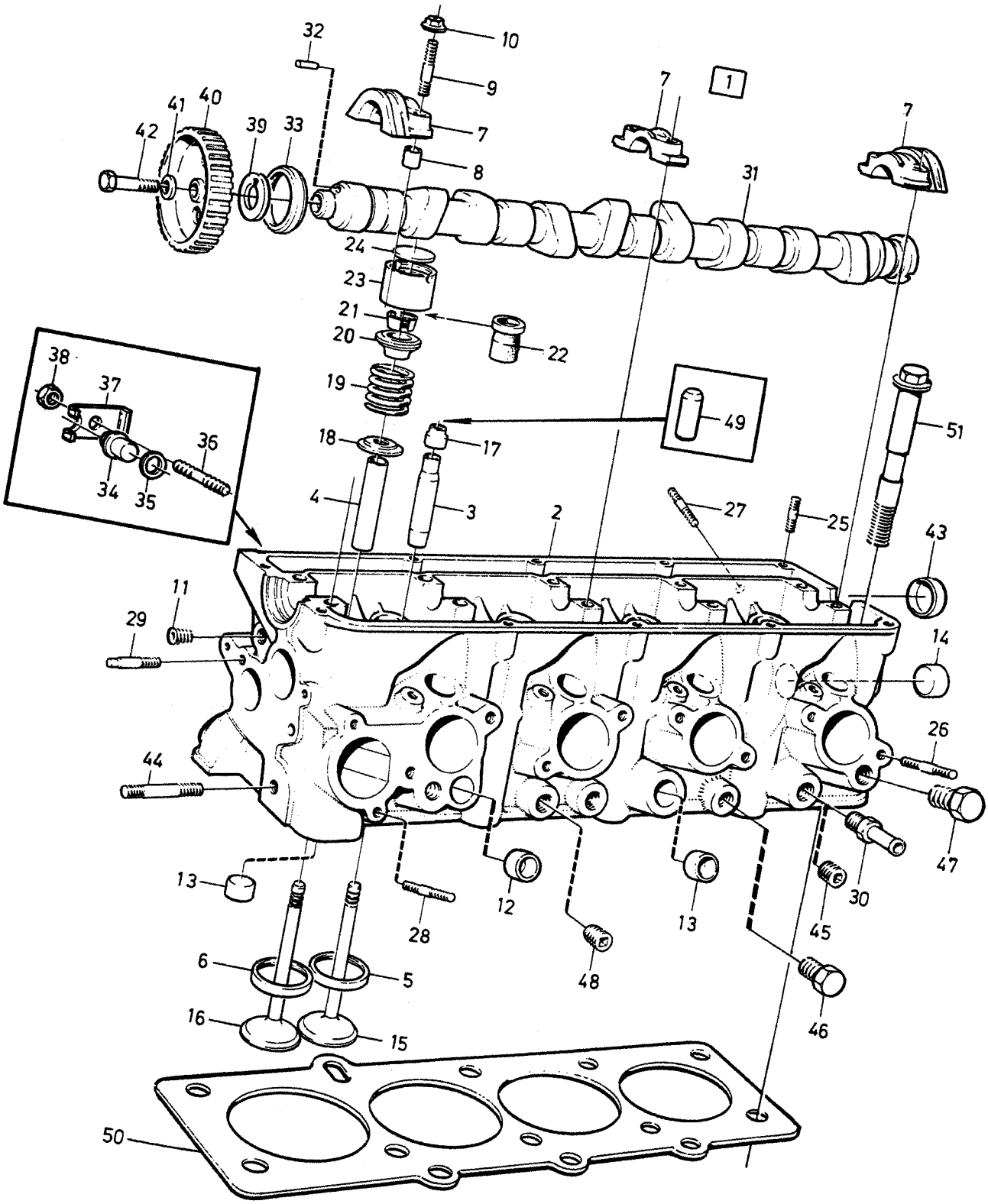

VOLVO PARTS
PV 211 46249

A	B200
B	B230A,B230E,B230F
C	B230K
D	
E	

CYLINDER HEAD — CYLINDERHUVUD

Group / Grupp 21

Page / Sida 115

B200, B230

Fig	Part No. / Artikel nr	Quantity /Antal A	B	C	D	E	PS	Description	Benämning	Notes / Anmärkning	SR
1	1277677-9	1	-	-	-	-		Cylinder head complete ..... (PULSAIR)	Cylinderhuvud komplett ..... (PULSAIR)	B200K 499848,499849 499968	3
	5003551-8	1	-	-	-	-	EU	Cylinder head, exch	Cylinderhuvud, bytes		5
	1277718-1	1	-	-	-	-		Cylinder head complete	Cylinderhuvud komplett	B200K 499850,499851, 499946,1289100, 1289102,1289103.	3
	5003553-4	1	-	-	-	-	EU	Cylinder head, exch	Cylinderhuvud, bytes		5
	1277677-9	1	-	-	-	-		Cylinder head complete	Cylinderhuvud komplett	B200K 499780,499932 499933,499952,499953, 499970,1289046-1289049 1289104,1289105, 1289170,1289171. (1277683)	3
	(1277719)	1	-	-	-	-	SP	Cylinder head complete	Cylinderhuvud komplett	B200E REPL 1 PCS 1277721-5.	3
	1277680-3	-	1	-	-	-		Cylinder head complete ..... (PULSAIR)	Cylinderhuvud komplett ..... (PULSAIR)	B230A 499854,499855 499774	3
	5003552-6	-	1	-	-	-	EU	Cylinder head, exch	Cylinderhuvud, bytes		5
	1277680-3	-	1	-	-	-		Cylinder head complete	Cylinderhuvud komplett	B230A 499856,499857, 499934,499935,499954, 499955,499972,499973 (1277686)	3
	5003554-2	-	1	-	-	-	EU	Cylinder head, exch	Cylinderhuvud, bytes		5
	1277721-5	-	1	-	-	-		Cylinder head complete ..... (PULSAIR)	Cylinderhuvud komplett ..... (PULSAIR)	B230E 499898,499899, 1289054,1289055.	3
	5003529-4	-	1	-	-	-	EU	Cylinder head, exch	Cylinderhuvud, bytes		5
	1277681-1	-	1	-	-	-		Cylinder head complete	Cylinderhuvud komplett	B230E 499900,499901, 499956,499957,1289056, 1289057-1289059. (1277682)	3
	5003550-0	-	1	-	-	-	EU	Cylinder head, exch	Cylinderhuvud, bytes		5
	1277678-7	-	1	-	-	-		Cylinder head	Cylinderhuvud	B230F	3
	5003546-8	-	1	-	-	-	EU	Cylinder head, exch	Cylinderhuvud, bytes		5
	1277895-7	-	-	1	-	-		Cylinder head complete	Cylinderhuvud komplett	B230K	3
	5003619-3	-	-	1	-	-	EU	Cylinder head, exch	Cylinderhuvud, bytes		5
2		1	1	1	-	-	NS	•Cylinder head	•Cylinderhuvud		
3	419652-3	4	4	-	-	-		••Valve guide intake	••Ventilstyrning insug	STD. O.DIA 13,5	2
	1266193-0	4	4	-	-	-		••Valve guide intake	••Ventilstyrning insug	O.S 0,1 mm	2
	1266195-5	4	4	-	-	-		••Valve guide intake	••Ventilstyrning insug	O.S 0,2 mm	2
	1266196-3	4	4	-	-	-		••Valve guide intake	••Ventilstyrning insug	O.S 0,3 mm	2
	1357723-4	-	-	4	-	-		••Valve guide intake	••Ventilstyrning insug	STD.O.DIA 13,5	2
	1357721-8	-	-	4	-	-		••Valve guide intake	••Ventilstyrning insug	O.S 0,1mm	2
	1357720-0	-	-	4	-	-		••Valve guide intake	••Ventilstyrning insug	O.S. 0,2mm	2
☆ 4	3547603-5	4	4	-	-	-		••Valve guide exhaust	••Ventilstyrning utblås	STD. O.DIA 13,5	2
☆	3547604-3	4	4	-	-	-		••Valve guide exhaust	••Ventilstyrning utblås	O.S 0,1 mm	2
☆	3547605-0	4	4	-	-	-		••Valve guide exhaust	••Ventilstyrning utblås	O.S 0,2 mm	2
	1266191	4	4	-	-	-	OP	••Valve guide exhaust	••Ventilstyrning utblås	O.S 0,3 mm	2
	1357718-4	-	-	4	-	-		••Valve guide exhaust	••Ventilstyrning utblås	STD. O.DIA 13,5	2
	1357716-8	-	-	4	-	-		••Valve guide exhaust	••Ventilstyrning utblås	O.S 0,1mm	2
	1357715-0	-	-	4	-	-		••Valve guide exhaust	••Ventilstyrning utblås	O.S 0,2mm	2
5	1266416-5	4	4	4	-	-		••Valve seat intake	••Ventilsäte insug	STD. O.DIA 46,0	2

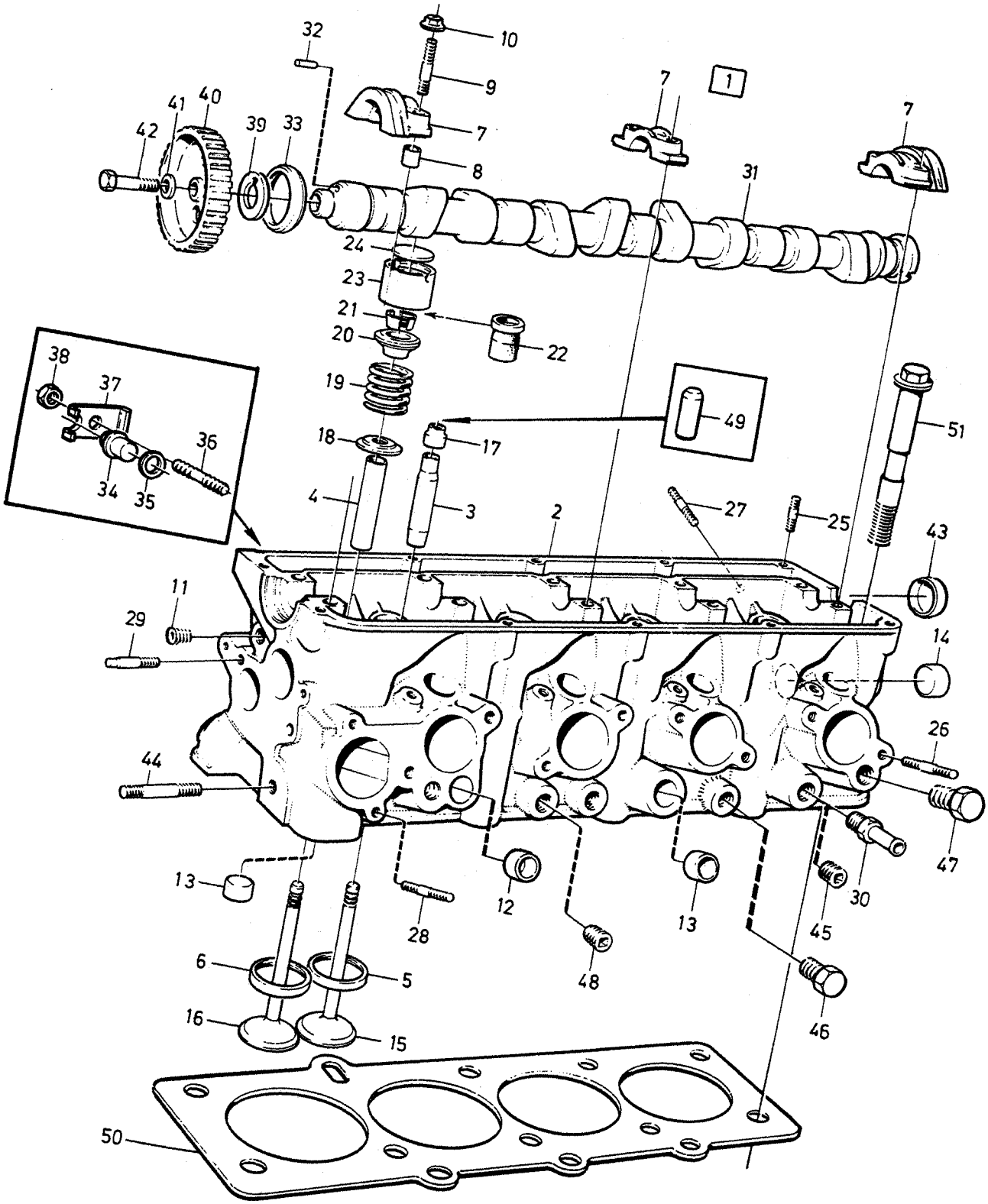

VOLVO PARTS
PV 211 46249

A	B200
B	B230A,B230E,B230F
C	B230K
D	
E	

CYLINDER HEAD — CYLINDERHUVUD

Group / Grupp 21

Page / Sida 117

B200, B230

Fig	Part No. / Artikel nr	Quantity /Antal A	B	C	D	E	PS	Description	Benämning	Notes / Anmärkning	SR
	1266417-3	4	4	4	-	-		••Valve seat intake	••Ventilsäte insug	O.S 0,25 mm	2
	1266418-1	4	4	4	-	-		••Valve seat intake	••Ventilsäte insug	O.S 0,50 mm	2
6	1266419-9	4	4	4	-	-		••Valve seat exhaust	••Ventilsäte utblås	STD. O.DIA 38,0	2
	1266420-7	4	4	4	-	-		••Valve seat exhaust	••Ventilsäte utblås	O.S 0,25 mm	2
	1266421-5	4	4	4	-	-		••Valve seat exhaust	••Ventilsäte utblås	O.S 0,50 mm	2
7		1	1	1	-	-	NS	••Bearing cap kit	••Lageröverfallsats		
		5	5	5	-	-	NS	•••Bearing cap	•••Lageröverfall		
8	463690-8	10	10	10	-	-		•••Guide sleeve	•••Styrhylsa		3
9	953049-4	10	10	10	-	-		••Stud	••Pinnskruv		2
10	945408-3	10	10	10	-	-		••Flange nut	••Flänsmutter		2
11	940375-9	2	2	2	-	-		••Plug	••Propp		2
12	946778-8	X	X	X	-	-		••Cap plug	••Hattplugg	STD. O.DIA 17,5	2
13	946779-6	2	2	2	-	-		••Cap plug	••Hattplugg	STD. O.DIA 21,0	2
	955086-4	X	X	X	-	-		••Cap plug	••Hattplugg	O.S. O.DIA 25,0	2
14	946780-4	4	4	4	-	-		••Cap plug	••Hattplugg	STD. O.DIA 29,0	2
	955088-0	X	X	X	-	-		••Cap plug	••Hattplugg	O.S. O.DIA 33,0	2
15	463395-4	4	4	-	-	-		•Inlet valve	•Inloppsventil		2
	1336290-0	-	-	4	-	-		•Inlet valve	•Inloppsventil		2
16	463526-4	4	4	-	-	-		•Exhaust valve	•Avgasventil		2
	1336291-8	-	-	4	-	-		•Exhaust valve	•Avgasventil		2
17	1306630-3	4	4	4	-	-	IK	•Valve seal intake	•Ventiltätning insug		2
18	463399-6	8	8	-	-	-		•Washer	•Bricka	EXC B230F	2
	1332137-7	-	8	8	-	-		•Washer	•Bricka	B230F	2
19	463739-3	8	8	-	-	-		•Valve spring	•Ventilfjäder	EXC B230F	2
	1332136-9	-	8	8	-	-		•Valve spring	•Ventilfjäder	B230F	2
20	1266797-8	8	8	-	-	-		•Valve spring washer	•Ventilfjäderbricka	EXC B230F	2
	1332138-5	-	8	8	-	-		•Valve spring washer	•Ventilfjäderbricka	B230F	2
21	419643-2	16	16	16	-	-		•Valve collet	•Ventillås		2
☆ 22	3514432-8	8	8	8	-	-		•Absorber	•Dämpare	(1219648)	2
23	463075-2	8	8	8	-	-		•Tappet	•Ventillyftare		2
24	463546-2	X	X	X	-	-		•Adjusting washer	•Justerbricka	THK 3,30 mm	2
	463547-0	X	X	X	-	-		•Adjusting washer	•Justerbricka	THK 3,35 mm	2
	463548-8	X	X	X	-	-		•Adjusting washer	•Justerbricka	THK 3,40 mm	2
	463549-6	X	X	X	-	-		•Adjusting washer	•Justerbricka	THK 3,45 mm	2
	463550-4	X	X	X	-	-	IK	•Adjusting washer	•Justerbricka	THK 3,50 mm	2
	463551-2	X	X	X	-	-	IK	•Adjusting washer	•Justerbricka	THK 3,55 mm	2
	463552-0	X	X	X	-	-	IK	•Adjusting washer	•Justerbricka	THK 3,60 mm	2
	463553-8	X	X	X	-	-	IK	•Adjusting washer	•Justerbricka	THK 3,65 mm	2
	463554-6	X	X	X	-	-	IK	•Adjusting washer	•Justerbricka	THK 3,70 mm	2
	463555-3	X	X	X	-	-	IK	•Adjusting washer	•Justerbricka	THK 3,75 mm	2
	463556-1	X	X	X	-	-	IK	•Adjusting washer	•Justerbricka	THK 3,80 mm	2
	463557-9	X	X	X	-	-	IK	•Adjusting washer	•Justerbricka	THK 3,85 mm	2
	463558-7	X	X	X	-	-	IK	•Adjusting washer	•Justerbricka	THK 3,90 mm	2
	463559-5	X	X	X	-	-	IK	•Adjusting washer	•Justerbricka	THK 3,95 mm	2
	463560-3	X	X	X	-	-	IK	•Adjusting washer	•Justerbricka	THK 4,00 mm	2
	463561-1	X	X	X	-	-	IK	•Adjusting washer	•Justerbricka	THK 4,05 mm	2
	463562-9	X	X	X	-	-	IK	•Adjusting washer	•Justerbricka	THK 4,10 mm	2
	463563-7	X	X	X	-	-	IK	•Adjusting washer	•Justerbricka	THK 4,15 mm	2
	463564-5	X	X	X	-	-		•Adjusting washer	•Justerbricka	THK 4,20 mm	2
	463565-2	X	X	X	-	-		•Adjusting washer	•Justerbricka	THK 4,25 mm	2
	463566-0	X	X	X	-	-		•Adjusting washer	•Justerbricka	THK 4,30 mm	2
	463567-8	X	X	X	-	-		•Adjusting washer	•Justerbricka	THK 4,35 mm	2
	463568-6	X	X	X	-	-		•Adjusting washer	•Justerbricka	THK 4,40 mm	2
	463569-4	X	X	X	-	-		•Adjusting washer	•Justerbricka	THK 4,45 mm	2
	463570-2	X	X	X	-	-		•Adjusting washer	•Justerbricka	THK 4,50 mm	2
	273699-9	1	1	1	-	-		•Adjusting washer kit	•Justerbricksats	THK 3,50-4,15 mm	2
25	953035-3	10	10	10	-	-		•Stud Valve cover	•Pinnskruv Ventilkåpa		2
26	953046-0	8	8	-	-	-		•Stud Inlet manifold	•Pinnskruv Inloppsrör	EXC B200K	2
	953046-0	6	-	6	-	-		•Stud Inlet manifold	•Pinnskruv Inloppsrör	B200K	2

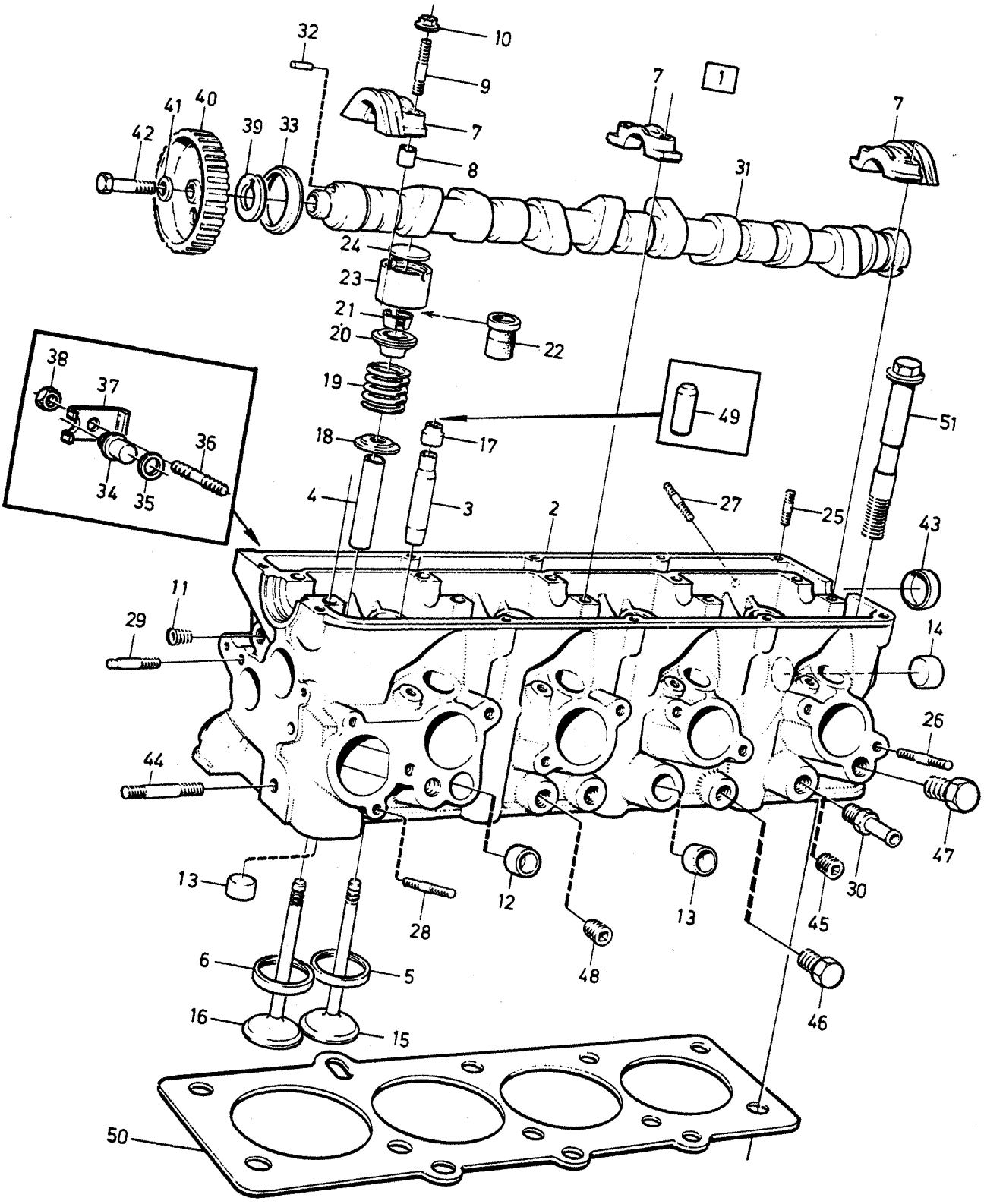

VOLVO PARTS
PV 211 46249

A	B200
B	B230A,B230E,B230F
C	B230K
D	
E	

CYLINDER HEAD — CYLINDERHUVUD

Group / Grupp 21

Page / Sida 119

B200, B230

Fig	Part No. Artikel nr	Quantity /Antal A	B	C	D	E	PS	Description	Benämning	Notes Anmärkning	SR
27	953047-8	8	8	8	-	-		• Stud	• Pinnskruv		2
								Exhaust pipe	Avgasrör		
28	948606-9	2	2	2	-	-		• Stud	• Pinnskruv		2
29	463390-5	1	1	1	-	-		• Stud	• Pinnskruv		2
								Spring guide	Fjäderstyrning		
30	961656-6	1	1	1	-	-		• Nipple	• Nippel		2
								Heater unit	Bilvärmare		
31	1346438-3	1	-	-	-	-		• Camshaft	• Kamaxel	MARKED Y B200K 499780,499848, 499849,499932,499933 499952,499953,499968, 499970,1289046-1289049, 1289100-1289105, 1289170,1289171, 1289218-1289221	2
	1336777-6	1	-	-	-	-		• Camshaft	• Kamaxel	MARKED L B200K 499850,499851, 499946,1289102, 1289103,1289214, 1289216,1289217	2
	1336767-7	1	-	-	-	-		• Camshaft	• Kamaxel	MARKED A B200E	2
	1336767-7	-	1	-	-	-		• Camshaft	• Kamaxel	MARKED A B230A	2
	1336767-7	-	1	-	-	-		• Camshaft	• Kamaxel	MARKED A B230E 499898,499899, 1289054,1289055.	2
	1346442-5		1					Camshaft	Kamaxel	MARKED V B230E 499000,499901, 499956,499957,1289056, 1289057-1289059.	2
	1336779-2	-	1	-	-	-		• Camshaft	• Kamaxel	MARKED M B230F	2
	1336773-5	-	-	1	-	-		• Camshaft	• Kamaxel	MARKED T	2
32	949433-7	1	1	1	-	-		•• Spring pin	•• Rörpinne		2
33	1306333-4	1	1	1	-	-	IK	• Seal	• Tätning		2
34	1277457-6	4	4	4	-	-		• Plug	• Plugg	1)	3
35	1378487-1	4	4	4	-	-		• Gasket	• Packning	1)	2
36	953032-0	4	4	4	-	-		• Stud	• Pinnskruv	1)	2
37	1266663-2	4	4	4	-	-		• Clamp	• Klamma	1)	2
38	955781-0	4	4	4	-	-		• Nut	• Mutter	1)	2
39	1357572-5	1	1	1	-	-		Washer	Bricka		2
40	1219322-3	1	1	1	-	-		Pulley	Kuggremhjul		3
41	463580-1	1	1	1	-	-		Washer	Bricka		2
☆ 42	970952-8	1	1	1	-	-		Screw	Skruv	(955322)	2
43	1336763-6	1	1	1	-	-		Cover washer	Täckbricka		3
44	953077-5	1	1	1	-	-		Stud	Pinnskruv		2
								Tension pulley	Spännrulle		
45	968145-3	2	2	2	-	-		Plug	Propp	ALTER. 3/8"	2
46	960629-4	1	1	1	-	-		Plug	Propp	ALTER. M12	2
47	960630-2	1	1	1	-	-		Plug	Propp	ALTER. M14	2
48	952076-8	1	1	1	-	-		Plug	Propp		2
49	1332645-9	1	1	1	-	-	IK	Sleeve fitting of valve seals	Hylsa montering ventiltätning		2
50	1378645-4	1	-	-	-	-	IK	Gasket	Packning	(463412)	1
	1378646-2	-	1	-	-	-	IK	Gasket	Packning	(1332644)	1
	1378412-9	-	-	1	-	-	IK	Gasket	Packning		1
51	1306341-7	10	10	10	-	-		Screw	Skruv		2

1) Spare part version. / Reservdelsutförande.

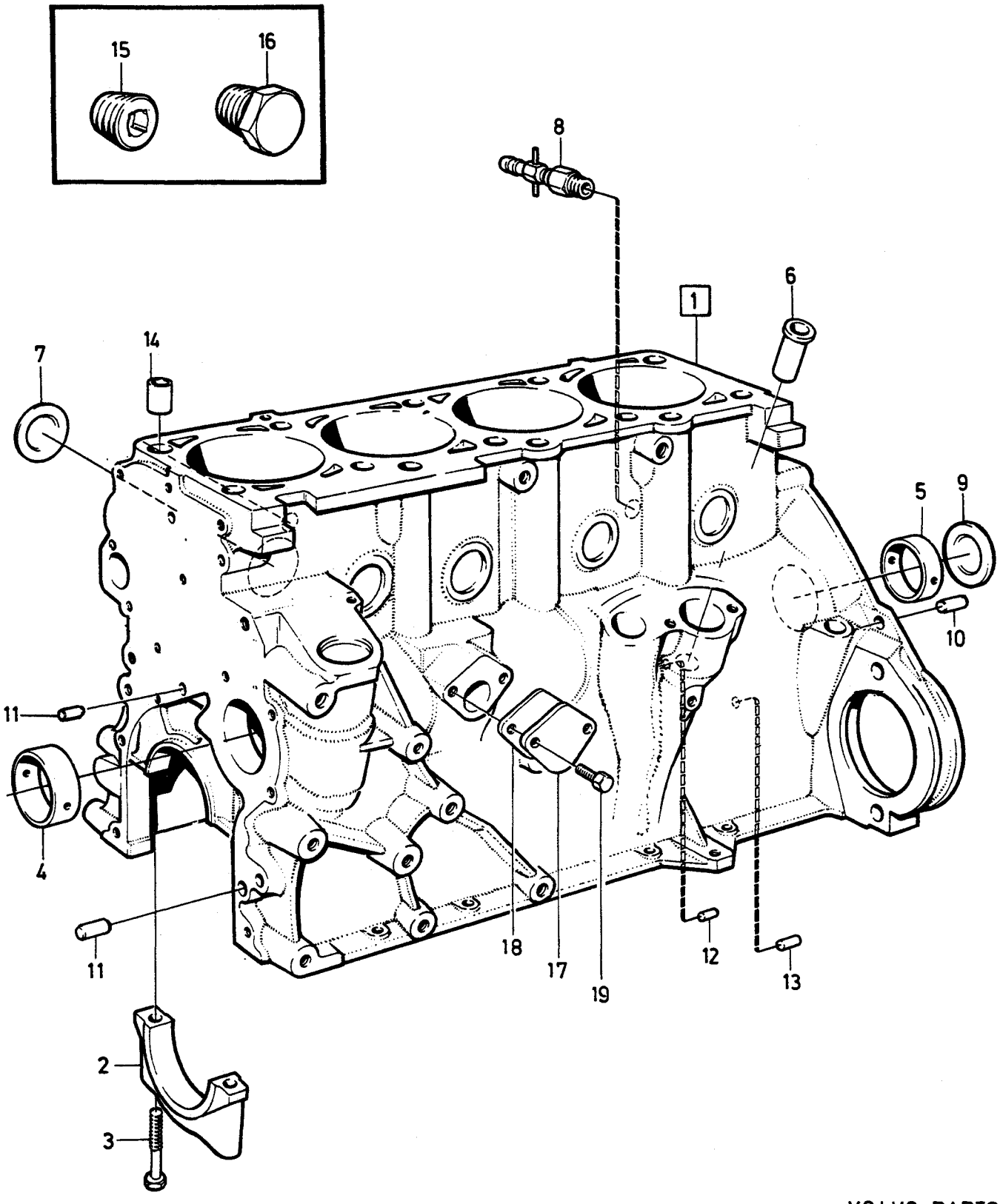

VOLVO PARTS
1 021 38412
(101:2)

A	B200
B	B230
C	
D	
E	

ENGINE BLOCK — CYLINDERBLOCK

B200, B230

Group / Grupp 21

Page / Sida 121

Fig	Part No. / Artikel nr	Quantity /Antal A	B	C	D	E	PS	Description	Benämning	Notes / Anmärkning	SR
1	*(1336723)*	1	-	-	-	-	SP	Cylinder block	Cylinderblock	1) REPL 1 PCS 1378967-2, 1 PCS 1378980-5, 1 PCS 270906-1, 1 PCS 463263-4.	5
	1378967-2	1	-	-	-	-		Cylinder block	Cylinderblock	2)	5
	1336721-4	-	1	-	-	-		Cylinder block	Cylinderblock	1)	5
	1378963-1	-	1	-	-	-		Cylinder block	Cylinderblock	2)	5
2		5	5	-	-	-	NS	• Bearing cap	• Lageröverfall		
3	945799-5	10	10	-	-	-		• Screw	• Skruv		2
4	463360-8	1	1	-	-	-		• Bearing bushing	• Lagerbussning		2
5	463361-6	2	2	-	-	-		• Bearing bushing	• Lagerbussning		2
6	463362-4	1	1	-	-	-		• Bearing bushing	• Lagerbussning		2
7	1542263-7	8	8	-	-	-		• Expansion plug	• Expansionsplugg		3
8	947894-2	1	1	-	-	-		Drain cock	Avtappningskran	REPL 1 PCS 3531383-2, 1 PCS 3531384-0	2
9	463905-0	1	1	-	-	-		Expansion plug	Expansionsplugg	3)	2
10	19730-1	2	2	-	-	-		Pin	Pinne	3)	2
11	950562-9	2	2	-	-	-		Pin	Pinne	3)	2
12	950542-1	1	1	-	-	-		Pin	Pinne	3)	2
13	950586-8	1	1	-	-	-		Pin	Styrstift	3)	2
14	415311-0	2	2	-	-	-		Sleeve	Hylsa	3)	2
15	952075-0	3	3	-	-	-		Plug	Propp	3) 1/4	2
16	946559-2	1	1	-	-	-		Plug	Propp	3) 3/8	2
17	1326595-4	1	1	-	-	-		Cover plate	Täckplåt	B230F	3
☆ 18	3514628-1	1	1	-	-	-	IK	Gasket	Packning	(3501530)	2
19	955294-4	1	1	-	-	-		Screw	Skruv	LG 16	2
	955296-9	1	1	-	-	-		Screw	Skruv	LG 22	2

1) For engines with main bearing diameter 55 mm. / För motorer med ramlagerdiameter 55 mm.
2) For engines with 63 mm diameter main bearings. / För motorer med ramlagerdiameter 63 mm.
3) Included in complete cylinder block. / Ingår i cylinderblock komplett.

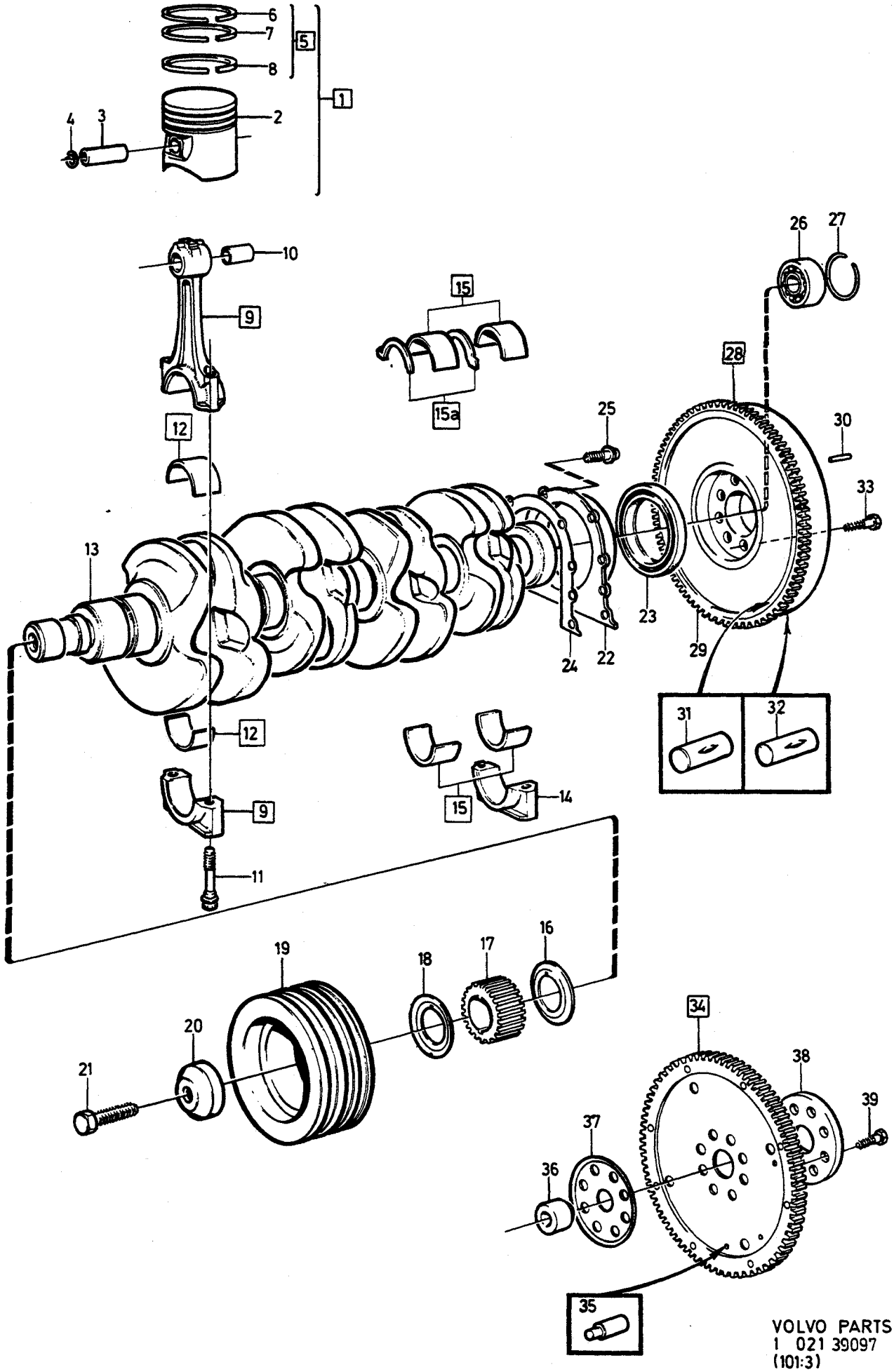

VOLVO PARTS
1 021 39097
(101:3)

A	B200
B	B230A,B230E,B230F
C	B230K
D	
E	

CRANK MECHANISM — VEVMEKANISM

Group / Grupp 21

Page / Sida 123

B200, B230

Fig	Part No. Artikel nr	Quantity /Antal A	B	C	D	E	P S	Description	Benämning	Notes Anmärkning	S R
1		1	-	-	-	-	NS	Piston kit complete	Kolvsats komplett	1) B200K 91/93 OCTANE	
	272114-0	4	-	-	-	-		• Piston kit	• Kolvsats	STD MARKED D	2
	272115-7	4	-	-	-	-		• Piston kit	• Kolvsats	STD MARKED G	2
										O.S 0,03 mm	
	272116-5	4	-	-	-	-		• Piston kit	• Kolvsats	O.S 0,38 mm	4
	272117-3	4	-	-	-	-		• Piston kit	• Kolvsats	O.S 0,76 mm	5
		1	-	-	-	-	NS	Piston kit complete	Kolvsats komplett	2) B200K 97/98 OCTANE	
	272106-6	4	-	-	-	-		• Piston kit	• Kolvsats	STD MARKED D	2
	272107-4	4	-	-	-	-		• Piston kit	• Kolvsats	STD MARKED G	2
										O.S 0,03 mm	
	272108-2	4	-	-	-	-		• Piston kit	• Kolvsats	O.S 0,38 mm	4
	272109-0	4	-	-	-	-		• Piston kit	• Kolvsats	O.S 0,76 mm	5
		1	-	-	-	-	NS	Piston kit complete	Kolvsats komplett	B200E	
	272106-6	4	-	-	-	-		• Piston kit	• Kolvsats	STD MARKED D	2
	272107-4	4	-	-	-	-		• Piston kit	• Kolvsats	STD MARKED G	2
										O.S 0,03 mm	
	272108-2	4	-	-	-	-		• Piston kit	• Kolvsats	O.S 0,38 mm	4
	272109-0	4	-	-	-	-		• Piston kit	• Kolvsats	O.S 0,76 mm	5
		-	1	-	-	-	NS	Piston kit complete	Kolvsats komplett	3) B230A 91/93 OCTANE	
	272126-4	-	4	-	-	-		• Piston kit	• Kolvsats	STD MARKED D	2
	272127-2	-	4	-	-	-		• Piston kit	• Kolvsats	STD MARKED G	2
										O.S 0,03 mm	
	272128-0	-	4	-	-	-		• Piston kit	• Kolvsats	O.S 0,30 mm	4
	272129-8	-	4	-	-	-		• Piston kit	• Kolvsats	O.S 0,60 mm	5
		-	1	-	-	-	NS	Piston kit complete	Kolvsats komplett	4) B230A 97/98 OCTANE	
	272118-1	-	4	-	-	-		• Piston kit	• Kolvsats	STD MARKED D	2
	272119-9	-	4	-	-	-		• Piston kit	• Kolvsats	STD MARKED G	2
										O.S 0,03 mm	
	272120-7	-	4	-	-	-		• Piston kit	• Kolvsats	O.S 0,30 mm	4
	272121-5	-	4	-	-	-		• Piston kit	• Kolvsats	O.S 0,60 mm	5
		-	1	-	-	-	NS	Piston kit complete	Kolvsats komplett	B230E	
☆	271288-3	-	4	-	-	-		• Piston kit	• Kolvsats	STD MARKED D	5
☆	271289-1	-	4	-	-	-		• Piston kit	• Kolvsats	STD MARKED G	5
										O.S 0,03 mm	
☆	271290-9	-	4	-	-	-		• Piston kit	• Kolvsats	O.S 0,30 mm	5
☆	271291-7	-	4	-	-	-		• Piston kit	• Kolvsats	O.S 0,60 mm	5
		-	1	-	-	-	NS	Piston kit complete	Kolvsats komplett	B230F	
	272122-3	-	4	-	-	-		• Piston kit	• Kolvsats	STD MARKED D	2
	272123-1	-	4	-	-	-		• Piston kit	• Kolvsats	STD MARKED G	2
										O.S 0,03 mm	
☆	271331-1	-	4	-	-	-		• Piston kit	• Kolvsats	O.S 0,30 mm (272124)	4
	272125-6	-	4	-	-	-		• Piston kit	• Kolvsats	O.S 0,60 mm	5
		-	-	1	-	-	NS	Piston kit complete	Kolvsats komplett	B230K	
☆	271268-5	-	-	4	-	-		• Piston kit	• Kolvsats	STD MARKED D	2
☆	271269-3	-	-	4	-	-		• Piston kit	• Kolvsats	STD MARKED G	2
☆	271270-1	-	-	4	-	-		• Piston kit	• Kolvsats	O.S 0,3mm	2
☆	271271-9	-	-	4	-	-		• Piston kit	• Kolvsats	O.S 0,6mm	2
2		4	4	4	-	-	KN	•• Piston	•• Kolv		
3	1346381-5	4	-	-	-	-	IK	•• Gudgeon pin	•• Kolvtapp		3

1) B200K 499780,499932,499933,499952,499953,499970, 1289046-1289049.
2) B200K 499848-499851,499946,499968.
3) B230A 499934,499935,499954,499955,499972,499973.
4) B230A 499854-499857,499774.

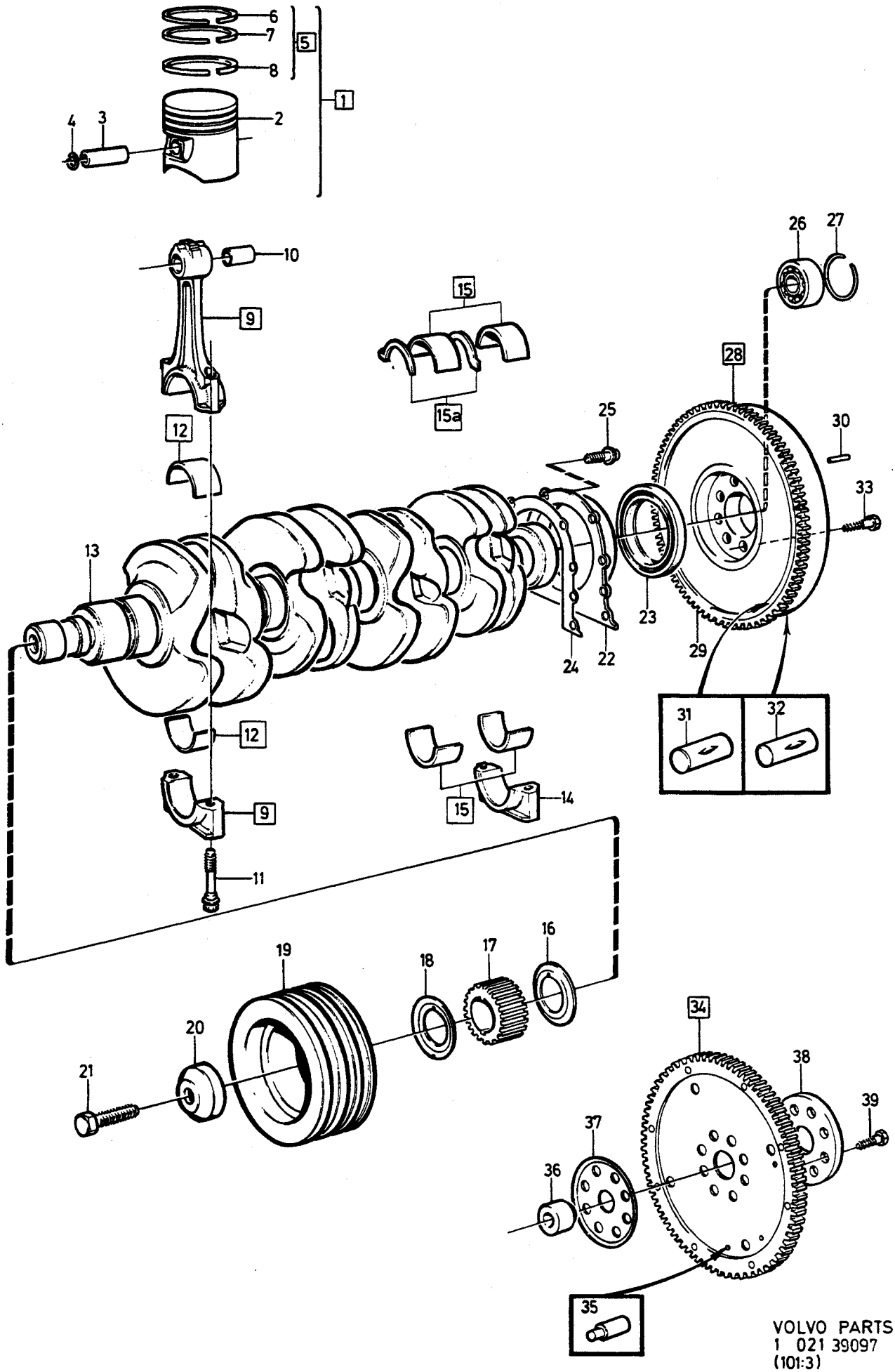

VOLVO PARTS
1 021 39097
(101:3)

A	B200
B	B230A,B230E,B230F
C	B230K
D	
E	

CRANK MECHANISM — VEVMEKANISM

Group / Grupp: 21

Page / Sida: 125

B200, B230

Fig	Part No. Artikel nr	Quantity /Antal A	B	C	D	E	PS	Description	Benämning	Notes Anmärkning	SR
		-	4	4	-	-	KN	••Gudgeon pin	••Kolvtapp		
4	1346593-5	8	8	8	-	-	IK	••Retaining ring	••Spårring		2
5	275363-0	1	-	-	-	-	IK	••Piston ring kit	••Kolvringsats	B200 STD	2
	275364-8	1	-	-	-	-	IK	••Piston ring kit	••Kolvringsats	B200 O.S 0,38 mm	4
	275365-5	1	-	-	-	-	IK	••Piston ring kit	••Kolvringsats	B200 O.S 0,76 mm	5
	275369-7	-	1	1	-	-	IK	••Piston ring kit	••Kolvringsats	B230 STD	2
	275370-5	-	1	1	-	-	IK	••Piston ring kit	••Kolvringsats	B230 O.S 0,30 mm	4
	275371-3	-	1	1	-	-	IK	••Piston ring kit	••Kolvringsats	B230 O.S 0,60 mm	5
6		4	4	4	-	-	KN	•••Compression ring	•••Kompressionsring		
7		4	4	4	-	-	KN	•••Compression ring	•••Kompressionsring		
8		4	4	4	-	-	KN	•••Oil deflector ring	•••Oljeavkastarring		
☆ 9	*3531260*	4	4	4	-	-	NS	Connecting rod	Vevstake	(1378797)	3
10	1346392-2	4	4	4	-	-		•Bearing bushing	•Lagerbussning		2
11	1326296-9	8	8	8	-	-		•Screw	•Skruv		2
12	270136-5	1	1	1	-	-		Big end bearing kit	Vevstakslagersats	STD	2
	270137-3	1	1	1	-	-		Big end bearing kit	Vevstakslagersats	U.S 0,25 mm	5
	270138-1	1	1	1	-	-		Big end bearing kit	Vevstakslagersats	U.S 0,50 mm	5
		4	4	4	-	-	KN	•Bearing shell upper	•Lagerskål övre		
		4	4	4	-	-	KN	•Bearing shell lower	•Lagerskål undre		
13	1346013-4	1	1	1	-	-		Crankshaft	Vevaxel	5)	5
14		5	5	5	-	-		Bearing cap	Lageröverfall	SEE 21-121	
15	271236-2	1	1	1	-	-		Main bearing kit	Ramlagersats	5) STD	2
	271237-0	1	1	1	-	-		Main bearing kit	Ramlagersats	5) U.S 0,25 mm	5
	271238-8	1	1	1	-	-		Main bearing kit	Ramlagersats	5) U.S 0,50 mm	5
		5	5	5	-	-	KN	•Bearing shell upper	•Lagerskål övre		
		5	5	5	-	-	KN	•Bearing shell lower	•Lagerskål undre		
15a	270471-6	1	1	1	-	-		Thrust washer kit	Tryckbricksats	STD	2
	270472-4	1	1	1	-	-		Thrust washer kit	Tryckbricksats	O.S 0,1 mm	2
		1	1	1	-	-	KN	•Thrust washer rear	•Tryckbricka bakre		
		1	1	1	-	-	KN	•Thrust washer front	•Tryckbricka främre		
16	1357620-2	1	1	1	-	-		Locating plate rear	Styrplåt bakre		3
17	1336927-7	1	1	1	-	-		Pulley	Kuggremhjul		3
18	1357621-0	1	1	1	-	-		Locating plate front	Styrplåt främre		3
19	1336821-2	1	1	1	-	-		Vibration damper	Svängningsdämpare	6)	3
20	1336822-0	1	1	1	-	-		Washer	Bricka	6)	2
21	963319-9	1	1	1	-	-		Screw	Skruv	6)	2
22	463263-4	1	1	1	-	-		Sealing flange	Tätningsfläns		4
23	430118-0	1	1	1	-	-	IK	Sealing ring	Tätningsring		2
24	1378492-1	1	1	1	-	-		Gasket	Packning	5) (463829)	2
25	946544-4	6	6	6	-	-		Flange screw	Flänsskruv		2
26	181799-8	1	1	1	-	-		Ball bearing	Kullager		2
27	191848-1	1	1	1	-	-		Retaining ring	Spårring		2
28	1336119-1	1	1	1	-	-		Flywheel light	Svänghjul lätt	6) MAN.TRANS B200K TRANS M45, B230E TRANS M46, B230F 499858,499859, 1289060,1289061	4

5) For engines with main bearing diameter 55 mm. / För motorer med ramlagerdiameter 55 mm.
6) Not included in complete cylinder block. / Ingår ej i cylinderblock komplett.

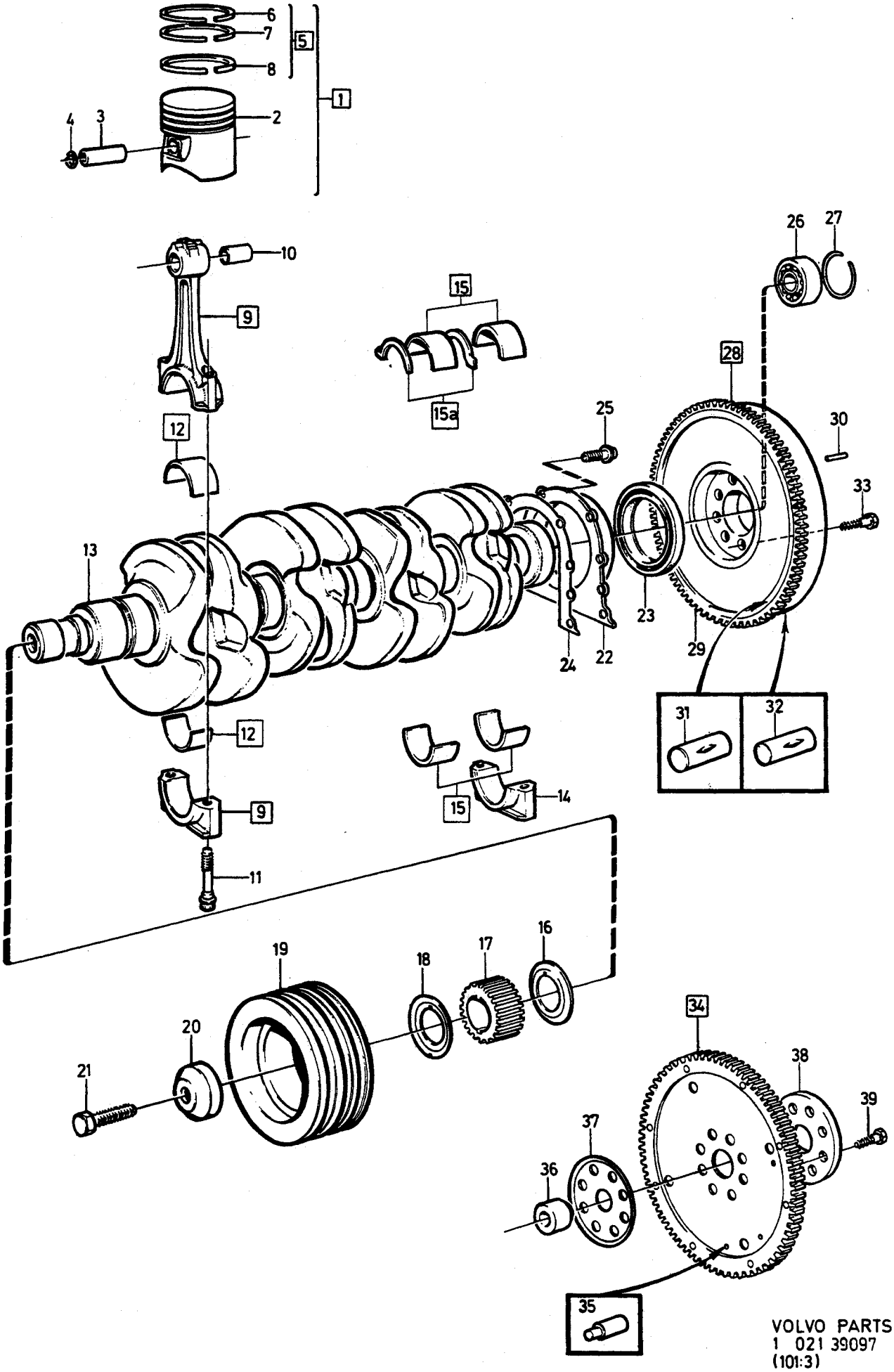

VOLVO PARTS
1 021 39097
(101:3)

A	B200	CRANK MECHANISM VEVMEKANISM	Group Grupp 21
B	B230A,B230E,B230F		
C	B230K		
D			Page Sida 127
E		B200, B230	

Fig	Part No. Artikel nr	Quantity /Antal A	B	C	D	E	PS	Description	Benämning	Notes Anmärkning	SR
	1317359-6	1	1	-	-	-		Flywheel heavy	Svänghjul tungt	6) MAN.TRANS B200K TRANS M47, B200E TRANS M47, B230A B230F 1289092,1289093, 1289094,1289095.	4
	1378285-9	-	-	1	-	-		Flywheel	Svänghjul	6) MAN.TRANS	4
29	1326333-0	1	1	1	-	-		•Gear ring	•Kuggkrans		4
30	950543-9	3	3	3	-	-		•Locating pin	•Styrpinne		2
31	1332078-3	2	2	2	-	-		•Pin	•Pinne		2
32	1332078-3	1	1	1	-	-		•Pin	•Pinne	FOR 1317359-6	2
33	946379-5	8	8	8	-	-		Screw	Skruv	6)	2
34	1326336-3	1	1	-	-	-		Flexplate	Medbringarplåt	6) AUTO.TRANS	4
☆	3531275-0	-	-	1	-	-		Flexplate	Medbringarplåt	6) AUTO.TRANS (1378288)	4
35		2	2	2	-	-	NS	•Pin	•Stift		
36	1336913-7	1	1	1	-	-		Guide bushing	Styrbussning	6) AUTO.TRANS	3
37	463088-5	1	1	1	-	-		Flange	Fläns	6) AUTO.TRANS	4
38	463087-7	1	1	1	-	-		Support plate	Stödplåt	6) AUTO.TRANS	4
39	946379-5	8	8	8	-	-		Screw	Skruv	6) AUTO.TRANS	2

6) Not included in complete cylinder block. / Ingår ej i cylinderblock komplett.

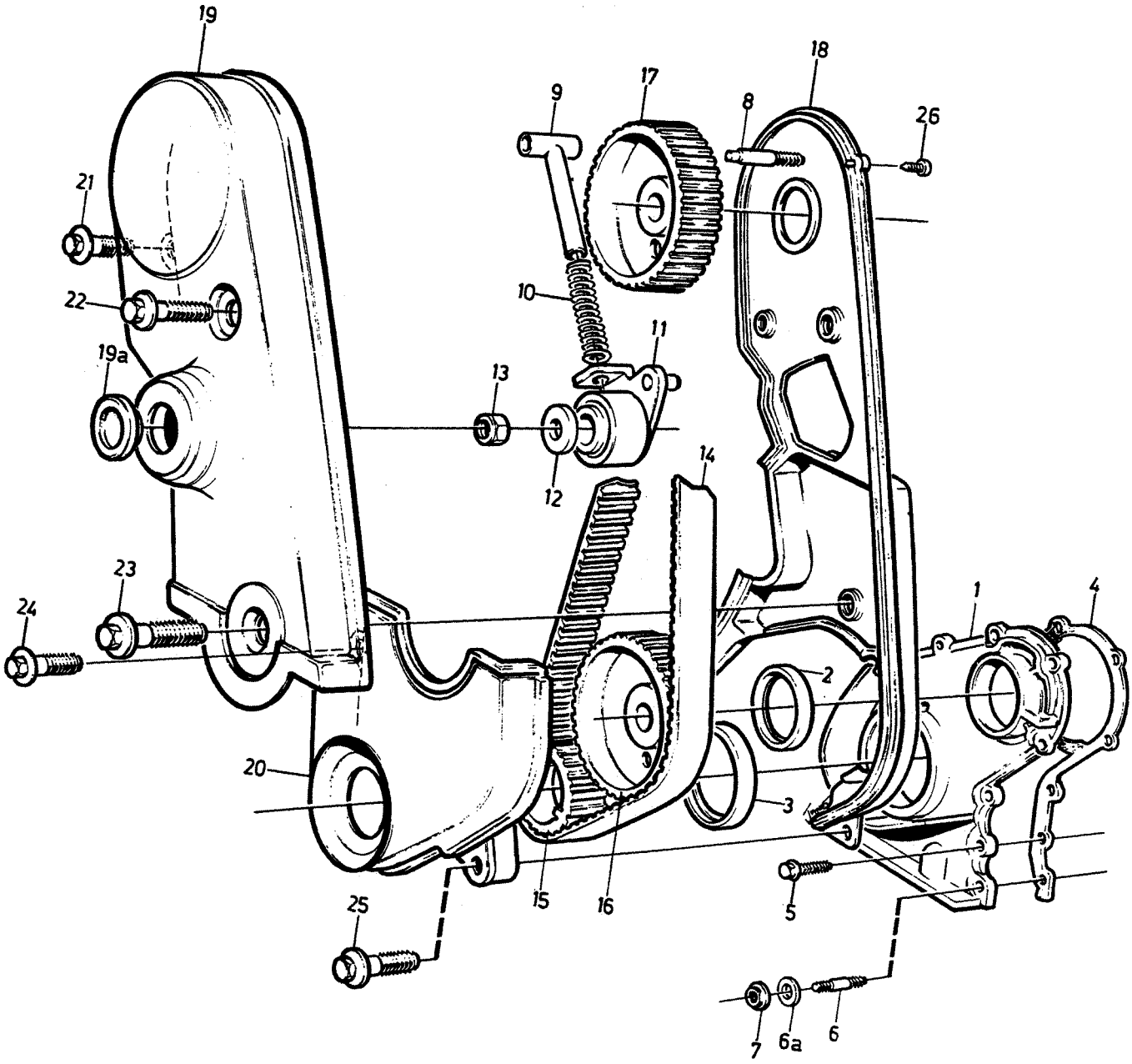
19
18
17
9
8
26
21
22
10
11
19a
13
12
14
23
24
1
4
2
20
3
25
15
16
5
7
6a
6

A	B200	BELT TRANSMISSION — REMTRANSMISSION	Group Grupp 21
B	B230		Page Sida 129
C			
D			
E		B200, B230	

Fig	Part No. Artikel nr	Quantity /Antal A	B	C	D	E	PS	Description	Benämning	Notes Anmärkning	SR
1	1336761-0	1	1	-	-	-		Sealing flange	Tätningsfläns		4
2	1306333-4	1	1	-	-	-	IK	Seal	Tätning		2
3	1276424-7	1	1	-	-	-	IK	Seal	Tätning		2
4	1378493-9	1	1	-	-	-	IK	Gasket	Packning	(1276817) -1985	2
	1378493-9	1	1	-	-	-		Gasket	Packning	1986-	2
5	946544-4	6	6	-	-	-		Flange screw	Flänsskruv		2
6	924055-7	2	2	-	-	-		Stud	Pinnskruv		2
6a	955892-5	2	2	-	-	-		Washer	Bricka		2
7	945407-5	2	2	-	-	-		Flange nut	Flänsmutter		2
8		1	1	-	-	-		Stud	Pinnskruv	1) SEE 21•115	
9	463386-3	1	1	-	-	-		Spring guide	Fjäderstyrning	1)	3
10	463389-7	1	1	-	-	-		Spring	Fjäder	1)	3
11	463633-8	1	1	-	-	-		Tension pulley	Spännrulle	1)	3
12	463580-1	1	1	-	-	-		Washer	Bricka	1)	2
☆ 13	971071-6	1	1	-	-	-		Nut	Mutter	1) (955783)	2
14	463377-2	1	1	-	-	-		Tooth belt	Kuggrem	1)	2
15		1	1	-	-	-		Pulley	Kuggremhjul	1) SEE 21•123	
16		1	1	-	-	-		Pulley	Kuggremhjul	1) SEE 21•111	
17		1	1	-	-	-		Pulley	Kuggremhjul	1) SEE 21•115	
18	1336756-0	1	1	-	-	-		Belt protector rear	Remskydd bakre	1)	4
19	1336757-8	1	1	-	-	-		Belt protector upper	Remskydd övre	1)	4
19a	961970-1	1	1	-	-	-		•Rubber bushing	•Gummibussning		2
20	1378611-6	1	1	-	-	-		Belt protector lower	Remskydd undre	1)	4
21	948356-1	1	1	-	-	-		Flange screw	Flänsskruv	1) M6 X 30	2
22	965213-2	1	1	-	-	-		Flange screw	Flänsskruv	1) M6 X 45	2
23	965216-5	1	1	-	-	-		Flange screw	Flänsskruv	1) M8 X 55	2
24	948356-1	1	1	-	-	-		Flange screw	Flänsskruv	1) M6 X 30	2
25	946671-5	1	1	-	-	-		Flange screw	Flänsskruv	1) M8 X 30	2
☆ 26	969478-7	1	1	-	-	-		Screw	Skruv	(955143)	2

1) Not included in complete cylinder block. / Ingår ej i cylinderblock komplett.

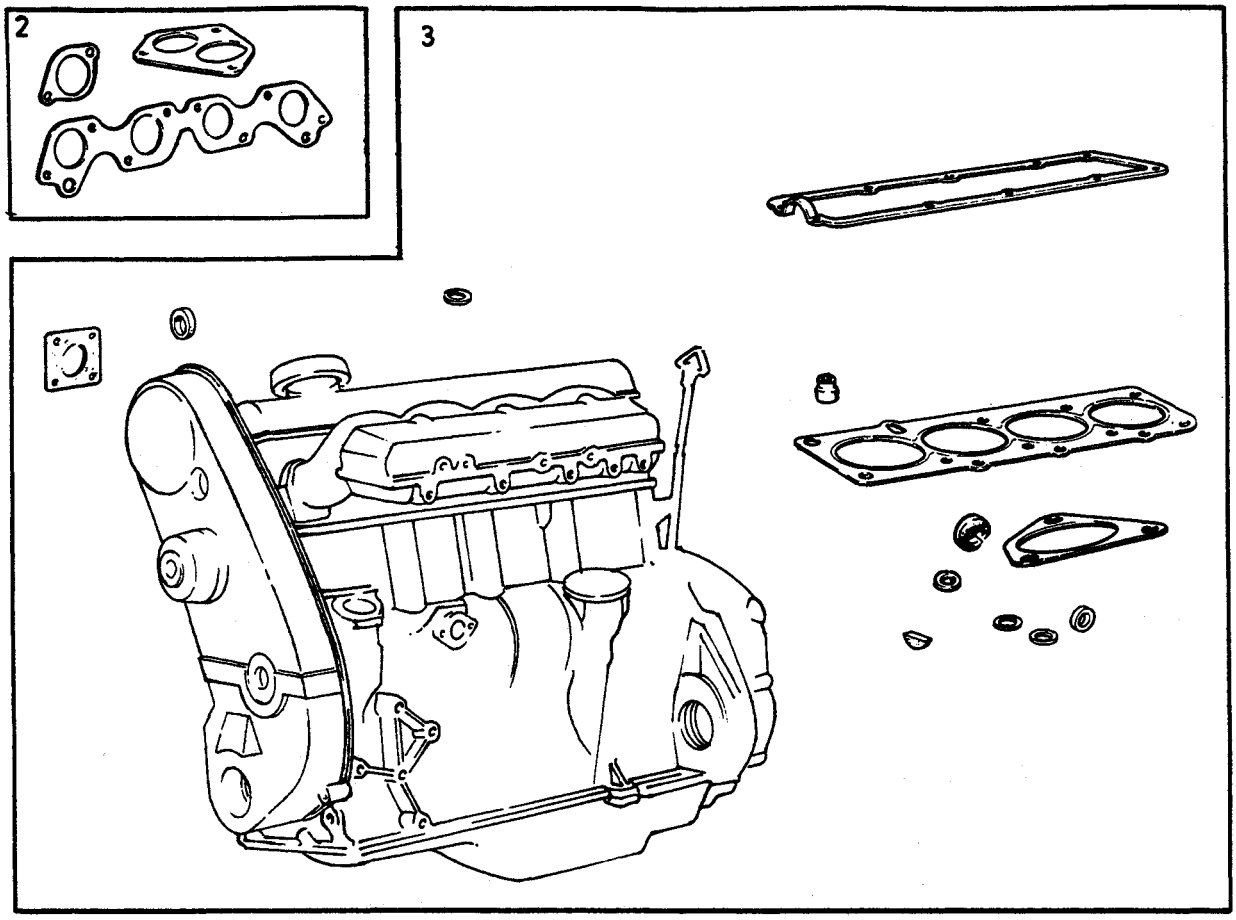

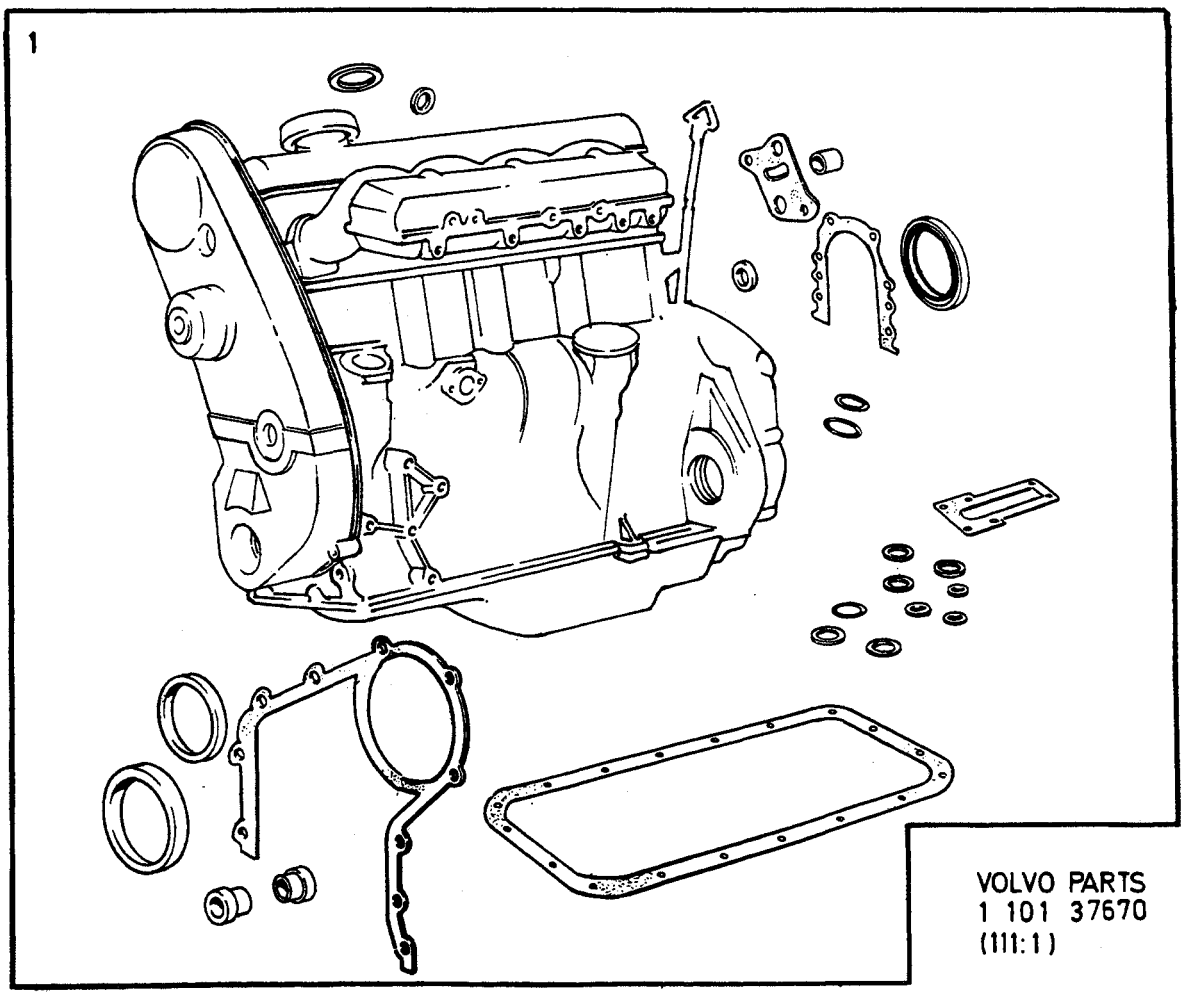

VOLVO PARTS
1 101 37670
(111:1)

A	B200	GASKET KITS PACKNINGSSATS	Group Grupp 21
B	B230		
C			
D			Page Sida 131
E		B200, B230	

Fig	Part No. Artikel nr	Quantity /Antal A	B	C	D	E	PS	Description	Benämning	Notes Anmärkning	SR
		-	-	-	-	-		Gasket kits	Packningssats		
								supplementary overhaul	tillägg helrenovering		
☆ 1	270678-6	1	1	-	-	-		•Gasket kit	•Packningsats	CARB	2
☆	270679-4	1	1	-	-	-		•Gasket kit	•Packningsats	FI	2
		-	-	-	-	-		Gasket kits de-carb	Packningssats sotning		
☆ 2	271342-8	1	1	-	-	-		•Gasket kit	•Packningsats		1
								induction- and exhau.pipe	insugnings-och avgasrör		
		-	-	-	-	-		•Supplementary kit de-carb ...	•Tilläggssats sotning		
3	270686-9	1	-	-	-	-		••Gasket kit	••Packningsats	CARB	1
	270687-7	-	1	-	-	-		••Gasket kit	••Packningsats	B230A	1
	270599-4	-	1	-	-	-		••Gasket kit	••Packningsats	B230K	1
☆	270688-5	1	-	-	-	-		••Gasket kit	••Packningsats	F.I	1
	270689-3	-	1	-	-	-		••Gasket kit	••Packningsats	F.I	1

1

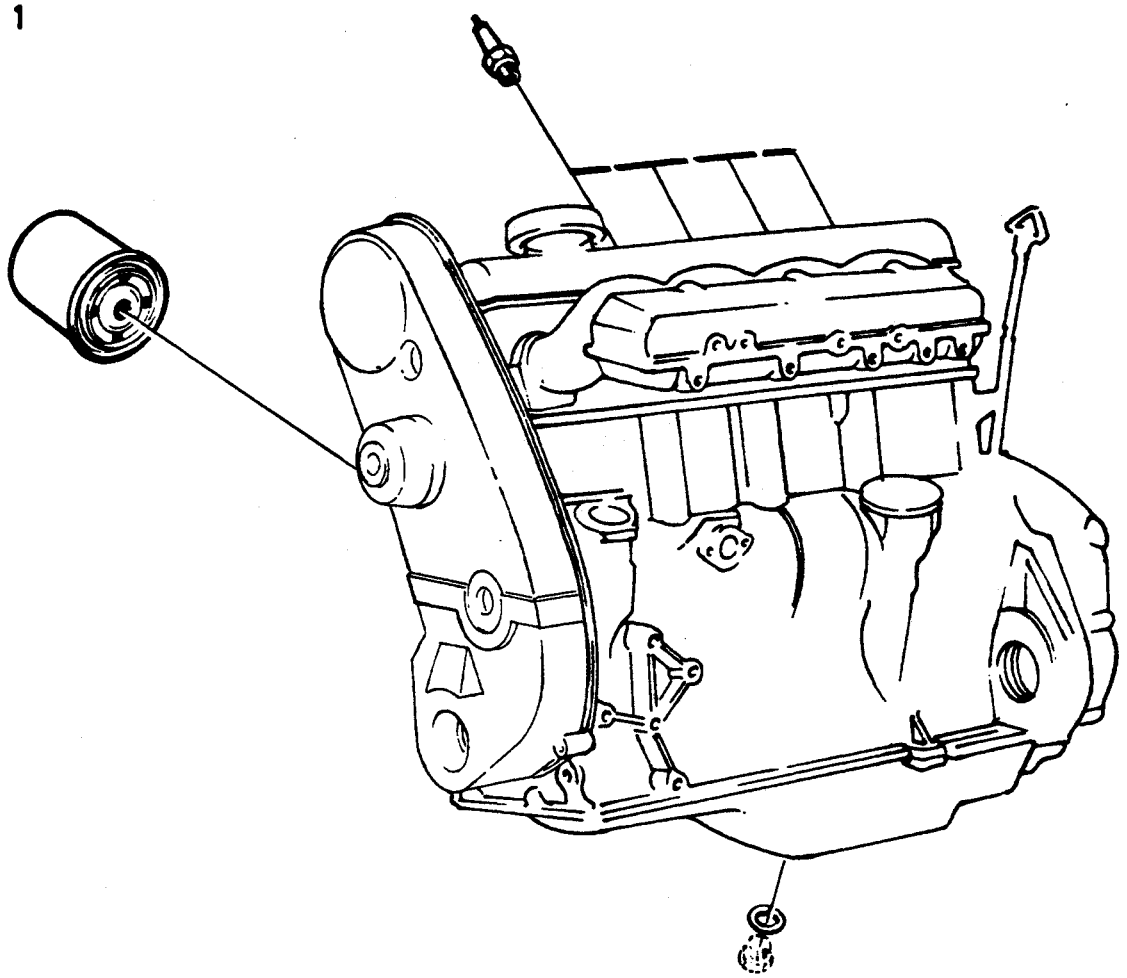

2



VOLVO PARTS
1 101 37526
(111:1)

A B C D E	B200 B230	SERVICE KITS ADJUSTER WASHER KIT SERVICESATSER JUSTERBRICKSSATS B200, B230	Group Grupp 21 Page Sida 133

Fig	Part No. Artikel nr	Quantity /Antal					PS	Description	Benämning	Notes Anmärkning	SR
		A	B	C	D	E					
1	274086-8	1	1	-	-	-		Service kit	Servicesats	B200K, B230A, B230K	1
	274062-9	-	1	-	-	-		Service kit	Servicesats	B230F	1
2	273699-9	1	1	-	-	-		Adjusting washer kit valves	Justerbricksats ventiler		2

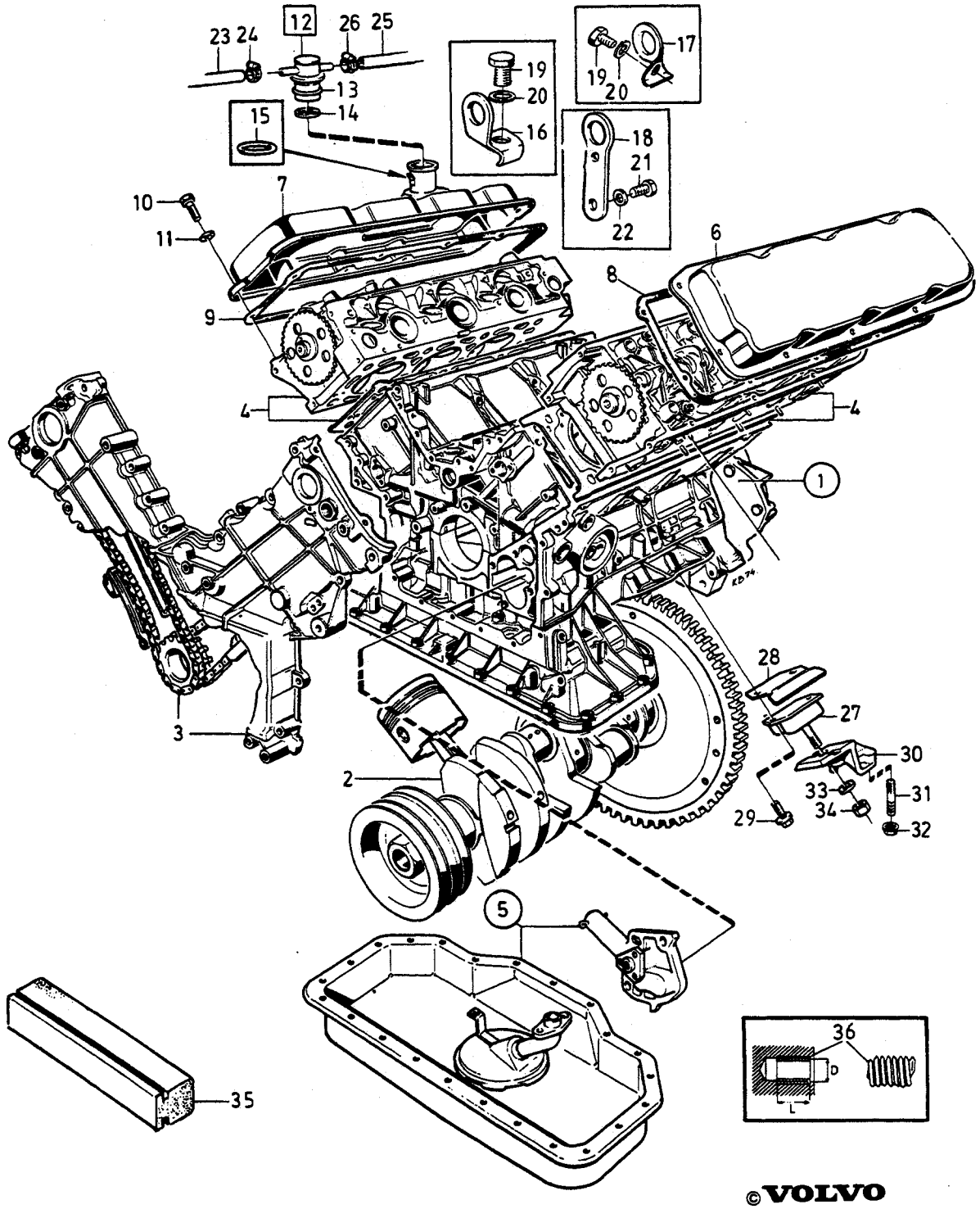

©VOLVO
Genuine Parts

PV 210 41227
(101:1)

A
B
C
D
E

ENGINE WITH FITTINGS — MOTOR MED MONTERINGSDETALJER

Group / Grupp 21

Page / Sida 135

B28E

Fig	Part No. Artikel nr	Quantity /Antal A	B	C	D	E	PS	Description	Benämning	Notes Anmärkning	SR
1		1	-	-	-	-		Engine block	Cylinderblock	SEE 21-139	
2		1	-	-	-	-		Crank mechanism	Vevmekanism	SEE 21-141	
3		1	-	-	-	-		Chain transmission	Kedjetransmission	SEE 21-143	
4		1	-	-	-	-		Cylinder head	Cylinderhuvud	SEE 21-137	
5		1	-	-	-	-		Lubricating system	Smörjsystem	SEE 22-167	
6	269214-3	1	-	-	-	-		Valve cover, l.h.	Ventilkåpa, v		4
7	269402-4	1	-	-	-	-		Valve cover, r.h.	Ventilkåpa, h	W/O A.C	4
	246148-1	1	-	-	-	-		Valve cover, r.h.	Ventilkåpa, h	A.C	4
8	1271483-8	1	-	-	-	-	IK	Gasket, l.h.	Packning, v	(1269899)	1
☆ 9	1271484-6	1	-	-	-	-	IK	Gasket, r.h.	Packning, h	(1269810)	1
10	946480-1	10	-	-	-	-		Screw	Skruv	LG 25	2
	947422-2	10	-	-	-	-		Screw	Skruv	LG 50	2
11	949114-3	20	-	-	-	-		Washer	Bricka		2
12	245661-4	1	-	-	-	-		Filler cap	Påfyllningslock		2
13	947518-7	1	-	-	-	-	IK	•Seal	•Tätning		2
14	1218004-8	1	-	-	-	-		Strainer	Sil		3
15	925091-1	1	-	-	-	-		O-ring	O-ring		2
								Electric cable	Elledning		
16	245916-2	1	-	-	-	-		Lifting eye rear	Lyftögla bakre	L.H.	5
	245916-2	1	-	-	-	-		Lifting eye front	Lyftögla främre	R.H.	5
17	*245927*	1	-	-	-	-	OP	Lifting eye front	Lyftögla främre	L.H.	5
18	245928-7	1	-	-	-	-		Lifting eye rear	Lyftögla bakre	R.H.	5
19	955295-1	3	-	-	-	-		Screw	Skruv		2
20	941907-8	3	-	-	-	-		Spring washer	Fjäderbricka		2
21	946515-4	2	-	-	-	-		Screw	Skruv		2
22	946599-8	2	-	-	-	-		Spring washer	Fjäderbricka		2
23	948561-6	X	-	-	-	-		Hose	Slang	LG 175	2
☆ 24	943469-7	1	-	-	-	-		Hose clamp	Slangklamma	(945652)	2
25	460003-7	1	-	-	-	-		Hose	Slang		2
26	946308-4	1	-	-	-	-		Hose clamp	Slangklamma		2
27	1272949-7	2	-	-	-	-		Rubber cushion	Gummikudde	EXC R.H.D MAN.TRANS	2
	1205994-5	2	-	-	-	-		Rubber cushion	Gummikudde	R.H.D MAN.TRANS	2
28	1273322-6	1	-	-	-	-		Shield	Skärmplåt		3
29	946173-2	4	-	-	-	-		Flange screw	Flänsskruv		2
30	1272513-1	1	-	-	-	-		Bracket, l.h.	Konsol, v		3
	1272514-9	1	-	-	-	-		Bracket, r.h.	Konsol, h		3
31		6	-	-	-	-	NS	•Stud	•Pinnskruv		
☆ 32	971089-8	6	-	-	-	-		Lock nut	Låsmutter	(963107)	2
33	960148-5	2	-	-	-	-		Washer	Bricka		2
☆ 34	971083-1	2	-	-	-	-		Lock nut	Låsmutter	(945654)	2
35	1228616-7	1	-	-	-	-		Buffer	Buffert	MAN.TRANS	3
36	956014-5	X	-	-	-	-		Thread insert	Gänginsats	O.DIA M6X1,0. LG 9	2
	956015-2	X	-	-	-	-		Thread insert	Gänginsats	O.DIA M6X1,0. LG 12	2
	948015-3	X	-	-	-	-		Thread insert	Gänginsats	O.DIA M7X1,0. LG 10,5	2
	941843-5	X	-	-	-	-		Thread insert	Gänginsats	O.DIA M7X1,0. LG 14	2
	956019-4	X	-	-	-	-		Thread insert	Gänginsats	O.DIA M8X1,25. LG 16	2
	956022-8	X	-	-	-	-		Thread insert	Gänginsats	O.DIA M10X1,5. LG 15	2
	956023-6	X	-	-	-	-		Thread insert	Gänginsats	O.DIA M10X1,5. LG 20	2
	948094-8	X	-	-	-	-		Thread insert	Gänginsats	O.DIA M12X1,5. LG 12	2
	948095-5	X	-	-	-	-		Thread insert	Gänginsats	O.DIA M12X1,5. LG 24	2
	956028-5	X	-	-	-	-		Thread insert	Gänginsats	O.DIA M12X1,5. LG 24	2
	948756-2	X	-	-	-	-		Thread insert	Gänginsats	O.DIA M14X1,25. LG 14,5	2
	948758-8	X	-	-	-	-		Thread insert	Gänginsats	O.DIA M14X1,5. LG 10	2
	947847-0	X	-	-	-	-		Thread insert	Gänginsats	O.DIA M16X1,5. LG 12	2
	947843-9	X	-	-	-	-		Thread insert	Gänginsats	O.DIA M18X1,5. LG 13,5	2
		1	-	-	-	-		Gasket kits	Packningssats	SEE 21-145	

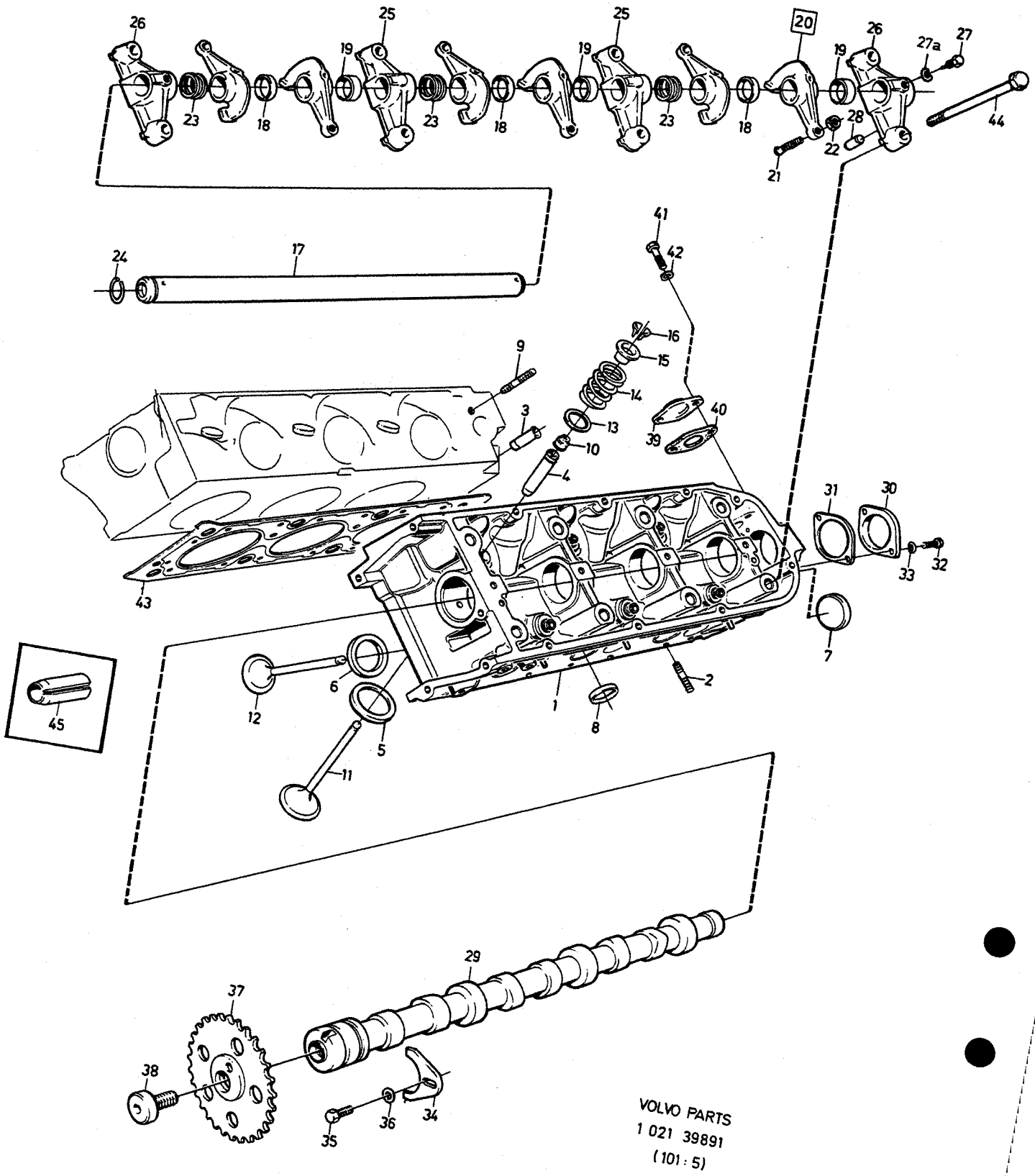
VOLVO PARTS
1 021 39891
(101 : 5)

A
B
C
D
E

CYLINDER HEAD — CYLINDERHUVUD

Group / Grupp 21

Page / Sida 137

B28E

Fig	Part No. / Artikel nr	Quantity / Antal A	B	C	D	E	PS	Description	Benämning	Notes / Anmärkning	SR
1	1218280-4	1	-	-	-	-		Cylinder head, l.h.	Cylinderhuvud, v	(1218168)	3
	1218281-2	1	-	-	-	-		Cylinder head, r.h.	Cylinderhuvud, h	(1218169)	3
2	947412-3	12	-	-	-	-		•Stud	•Pinnskruv	(18277)	2
3	1218064-2	1	-	-	-	-		•Nipple	•Nippel		2
4		12	-	-	-	-	NS	•Valve guide	•Ventilstyrning	STD	
	1218137-6	12	-	-	-	-		•Valve guide	•Ventilstyrning	O.S, O.DIA 13,020 mm	2
	1218138-4	12	-	-	-	-		•Valve guide	•Ventilstyrning	O.S, O.DIA 13,076 mm	2
	1218139-2	12	-	-	-	-		•Valve guide	•Ventilstyrning	O.S, O.DIA 13,251 mm	2
	1218140-0	12	-	-	-	-		•Valve guide	•Ventilstyrning	O.S, O.DIA 13,551 mm	2
5		6	-	-	-	-	NS	•Valve seat intake	•Ventilsäte insug	STD	
	1218182-2	6	-	-	-	-		•Valve seat intake	•Ventilsäte insug	O.S, O.DIA 45,7 mm	2
	1218183-0	6	-	-	-	-		•Valve seat intake	•Ventilsäte insug	O.S, =.DIA 45,8 mm	2
	1218184-8	6	-	-	-	-		•Valve seat intake	•Ventilsäte insug	O.S, O.DIA 46,0 mm	2
6		6	-	-	-	-	NS	•Valve seat exhaust	•Ventilsäte utblås	STD	
	1218136-8	6	-	-	-	-		•Valve seat exhaust	•Ventilsäte utblås	O.S, O.DIA 38,634 mm	2
	1218141-8	6	-	-	-	-		•Valve seat exhaust	•Ventilsäte utblås	O.S, O.DIA 38,834 mm	2
	1218142-6	6	-	-	-	-		•Valve seat exhaust	•Ventilsäte utblås	O.S, O.DIA 39,134 mm	2
7	1218005-5	2	-	-	-	-		•Plug	•Propp	O.DIA 36	2
8	1218006-3	6	-	-	-	-		•Plug	•Propp	O.DIA 27	2
9	947412-3	1	-	-	-	-		•Stud	•Pinnskruv		2
10	1218193-9	12	-	-	-	-	IK	Seal	Tätning		2
11	245390-0	6	-	-	-	-		Inlet valve	Inloppsventil		2
12	245802-4	6	-	-	-	-		Exhaust valve	Avgasventil		2
13	947384-4	12	-	-	-	-		Washer	Bricka		2
14	1269143-2	12	-	-	-	-		Valve spring	Ventilfjäder		2
15	268948-7	12	-	-	-	-		Washer	Bricka		2
16	1218002-2	24	-	-	-	-		Valve collet	Ventillås		2
17	1218102-0	2	-	-	-	-		Rocker arm shaft	Vipparmsaxel		4
18	1218341-4	6	-	-	-	-		Spacer ring	Distansring		2
19	245106-0	6	-	-	-	-		Spacer ring	Distansring		2
20	271079-6	12	-	-	-	-		Rocker arm kit	Vipparmsats		3
21	1218033-7	12	-	-	-	-	IK	•Ball stud	•Kulbult		2
22	947390-1	12	-	-	-	-	IK	•Nut	•Mutter		2
23	245074-0	6	-	-	-	-		Spring	Fjäder		2
24	947392-7	2	-	-	-	-		Retaining ring	Spårring		2
25	245162-3	4	-	-	-	-		Rocker arm shaft retainer	Vipparmsaxelstöd		4
26	245163-1	4	-	-	-	-		Rocker arm shaft retainer	Vipparmsaxelstöd		4
27	245031-0	2	-	-	-	-		Lock screw	Låsskruv		2
27a	941906-0	2	-	-	-	-		Spring washer	Fjäderbricka		2
28	947389-3	4	-	-	-	-		Pin	Pinne		2
29	1269977-3	1	-	-	-	-		Camshaft, l.h.	Kamaxel, v		2
	1269978-1	1	-	-	-	-		Camshaft, r.h.	Kamaxel, h		2
☆ 30	1218383-6	2	-	-	-	-		Cover	Lock		3
☆ 31	1271510-8	2	-	-	-	-		Gasket	Packning	(247138)	2
32	955269-6	4	-	-	-	-		Screw	Skruv		2
33	941906-0	4	-	-	-	-		Spring washer	Fjäderbricka		2
34	245370-2	2	-	-	-	-		Thrust washer	Tryckbricka		3
35	946515-4	2	-	-	-	-		Screw	Skruv		2
36	1218123-6	2	-	-	-	-		Washer	Bricka		2
37	245082-3	2	-	-	-	-		Sprocket	Kedjedrev		3
38	245056-7	2	-	-	-	-		Screw	Skruv		2
39		1	-	-	-	-	NS	Cover	Lock		
☆ 40	3514106-8	1	-	-	-	-		Gasket	Packning	(246560)	2
41	946515-4	2	-	-	-	-		Screw	Skruv	1) (946516)	2
42	946599-8	2	-	-	-	-		Spring washer	Fjäderbricka	1)	2
☆ 43	1271496-0	1	-	-	-	-	IK	Gasket, l.h.	Packning, v	(1218200)	1
☆	1271497-8	1	-	-	-	-	IK	Gasket, r.h.	Packning, h	(1218201)	3
44	246949-2	16	-	-	-	-		Screw	Skruv		2
45	951987-7	2	-	-	-	-		Spring pin	Rörpinne		2

1) 1 PCS 946516-2, 1 PCS 946599-8 REPL 1 PCS 946515-4

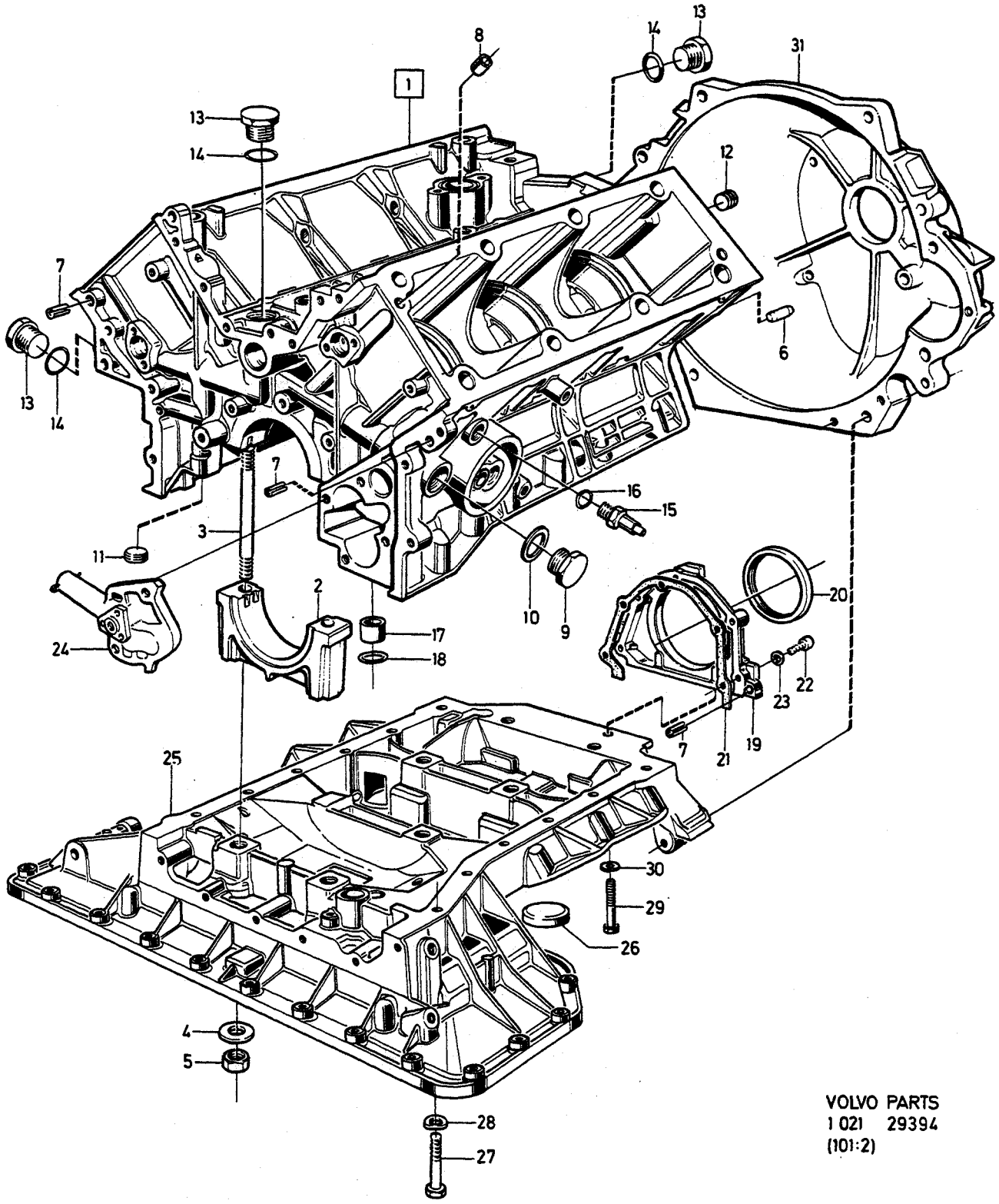

VOLVO PARTS
1 021 29394
(101:2)

A B C D E

ENGINE BLOCK CYLINDERBLOCK

Group Grupp 21

Page Sida 139

B28E

Fig	Part No. Artikel nr	Quantity /Antal A	B	C	D	E	PS	Description	Benämning	Notes Anmärkning	SR
1	1218164-0	1	-	-	-	-		Cylinder block	Cylinderblock		5
2		4	-	-	-	-	NS	• Bearing cap	• Lageröverfall		
☆ 3	1218376-0	8	-	-	-	-		• Stud	• Pinnskruv	(1218077)	2
4	1218026-1	8	-	-	-	-		• Washer	• Bricka		2
5	955803-2	8	-	-	-	-		• Nut	• Mutter		2
6	1232544-5	2	-	-	-	-		• Pin	• Pinne	O.DIA 8	2
7	951987-7	3	-	-	-	-		• Spring pin	• Rörpinne	O.DIA 8	2
8	947382-8	4	-	-	-	-		• Spring pin	• Rörpinne	O.DIA 16 X 14	2
9	1218146-7	1	-	-	-	-		• Plug	• Propp	M25	2
10	1218332-3	1	-	-	-	-	IK	• Gasket	• Packning	(1218023)	2
11	*1218020*	1	-	-	-	-	OP	• Plug	• Propp	M12	2
12	1218019-6	2	-	-	-	-		• Plug	• Propp	O.DIA 14,5	2
	1218018-8	1	-	-	-	-		• Plug	• Propp	O.DIA 25,5	5
13	1218192-1	3	-	-	-	-		• Plug	• Propp	M18	2
14	1218331-5	3	-	-	-	-	IK	• Gasket	• Packning	(1218191)	2
☆ 15	1271562-9	2	-	-	-	-		• Drain cock	• Avtappningskran	(1269311)	2
16	957179-5	2	-	-	-	-	IK	• Gasket	• Packning	O.DIA 16	2
17	245145-8	1	-	-	-	-		• Spacer ring	• Distansring		2
18	947386-9	1	-	-	-	-	IK	• O-ring	• O-ring		2
19	245367-8	1	-	-	-	-		• Sealing flange	• Tätningsfläns		4
☆ 20	1218353-9	1	-	-	-	-	IK	• Seal	• Tätning	(1218027)	2
21	245368-6	1	-	-	-	-	IK	• Gasket	• Packning		2
22	947388-5	5	-	-	-	-		• Screw	• Skruv		2
23	946599-8	5	-	-	-	-		• Spring washer	• Fjäderbricka		2
24		1	-	-	-	-		• Oil pump	• Oljepump	SEE 22 • 163	
25	247439-3	1	-	-	-	-		Crankcase upper	Vevhus övre		5
26	1218005-5	2	-	-	-	-		• Plug	• Propp		2
27	955303-3	12	-	-	-	-		Screw	Skruv	M8 X 65	2
28	941907-8	12	-	-	-	-		Spring washer	Fjäderbricka		2
29	946518-8	2	-	-	-	-		Screw	Skruv	M7 X 40	2
30	946599-8	2	-	-	-	-		Spring washer	Fjäderbricka		2
31		-	-	-	-	-		Bell housing	Kopplingskåpa	SEE 43 • 571	

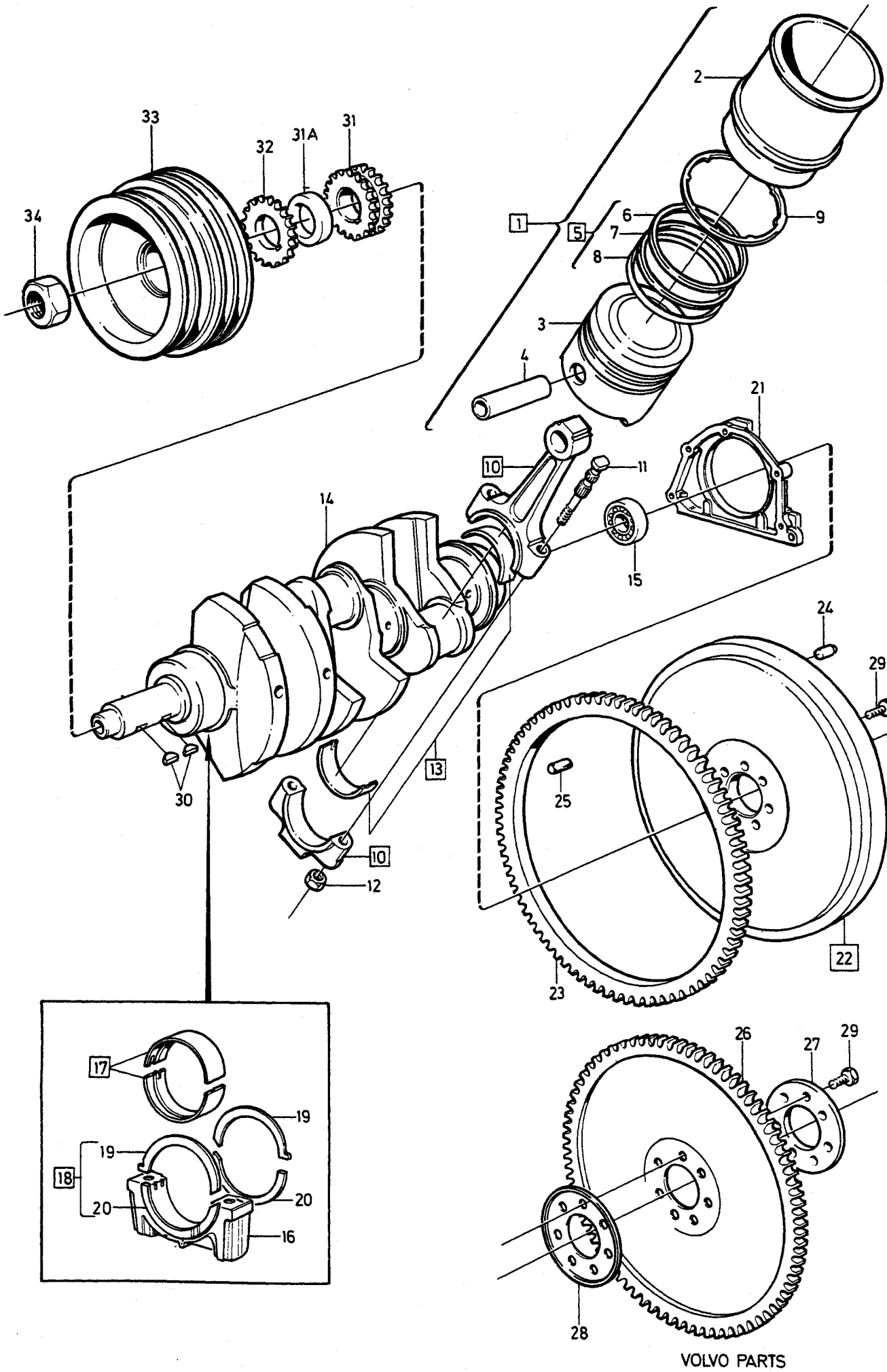

VOLVO PARTS
1 021 39099
(101:3)

A
B
C
D
E

CRANK MECHANISM — VEVMEKANISM

Group / Grupp: 21

Page / Sida: 141

B28E

Fig	Part No. Artikel nr	Quantity /Antal A	B	C	D	E	PS	Description	Benämning	Notes Anmärkning	SR
1	275067-7	6	-	-	-	-		Cylinder liner kit	Cylinderfodersats		3
2		6	-	-	-	-	KN	•Cylinder liner	•Cylinderfoder		
3		6	-	-	-	-	KN	•Piston	•Kolv		
4		6	-	-	-	-	KN	•Gudgeon pin	•Kolvtapp		
5	275343-2	6	-	-	-	-	IK	•Piston ring kit	•Kolvringsats		2
6		6	-	-	-	-	KN	••Compression ring	••Kompressionsring		
7		6	-	-	-	-	KN	••Compression ring	••Kompressionsring		
8		6	-	-	-	-	KN	••Oil deflector ring	••Oljeavkastarring		
9	246996-3	X	-	-	-	-		Shim blue	Justerbleck blå	0,070-0,105 mm	2
	246997-1	X	-	-	-	-		Shim white	Justerbleck vit	0,085-0,120 mm	2
	246998-9	X	-	-	-	-		Shim red	Justerbleck röd	0,105-0,140 mm	2
	246999-7	X	-	-	-	-		Shim yellow	Justerbleck gul	0,130-0,165 mm	2
10	1218116-0	6	-	-	-	-		Connecting rod	Vevstake		3
☆ 11	1218384-4	12	-	-	-	-		•Screw	•Skruv	(247670)	2
12	948071-6	12	-	-	-	-		•Nut	•Mutter		2
13	271069-7	1	-	-	-	-		Big end bearing kit	Vevstakslagersats	STD	2
	271070-5	1	-	-	-	-		Big end bearing kit	Vevstakslagersats	U.S 0,3 mm	5
		12	-	-	-	-	KN	•Bearing shell	•Lagerskål		
14	247597-8	1	-	-	-	-		Crankshaft	Vevaxel		5
15	183848-1	1	-	-	-	-		Ball bearing	Kullager		2
16		4	-	-	-	-		Bearing cap	Lageröverfall	SEE 21•139	
17	271220-6	1	-	-	-	-		Main bearing kit	Ramlagersats	STD	2
	271221-4	1	-	-	-	-		Main bearing kit	Ramlagersats	U.S 0,3 mm	5
		4	-	-	-	-	KN	•Bearing shell upper	•Lagerskål övre		
		4	-	-	-	-	KN	•Bearing shell lower	•Lagerskål undre		
18	270455-9	2	-	-	-	-		Thrust washer kit	Tryckbricksats	STD. THK 2,30-2,35 mm	2
	270456-7	2	-	-	-	-		Thrust washer kit	Tryckbricksats	O.S 0,10 mm	2
	270457-5	2	-	-	-	-		Thrust washer kit	Tryckbricksats	O.S 0,15 mm	2
	270458-3	2	-	-	-	-		Thrust washer kit	Tryckbricksats	O.S 0,20 mm	2
19		2	-	-	-	-	KN	•Thrust washer upper	•Tryckbricka övre		
20		2	-	-	-	-	KN	•Thrust washer lower	•Tryckbricka undre		
21		1	-	-	-	-		Sealing flange	Tätningsfläns	SEE 21•139	
22	269496-6	1	-	-	-	-		Flywheel	Svänghjul	MAN.TRANS	4
23	245207-6	1	-	-	-	-		•Gear ring	•Kuggkrans		4
24	1218043-6	3	-	-	-	-		•Pin	•Pinne		2
25	1219286-0	2	-	-	-	-		•Pin	•Pinne		2
26	269791-0	1	-	-	-	-		Flexplate	Medbringarplåt	AUTO.TRANS	4
☆ 27	1218380-2	1	-	-	-	-		Support plate	Stödplåt	AUTO.TRANS	4
28	269097-2	1	-	-	-	-		Support plate	Stödplåt	AUTO.TRANS	4
☆ 29	1218379-4	7	-	-	-	-		Screw	Skruv		2
30	947397-6	2	-	-	-	-		Key	Kil		2
31	245208-4	1	-	-	-	-		Sprocket	Kedjedrev		3
31a	245110-2	1	-	-	-	-		Spacer sleeve	Distanshylsa		4
32	245088-0	1	-	-	-	-		Sprocket	Kedjedrev		3
33	1269082-2	1	-	-	-	-		Pulley	Remskiva		3
34	246400-6	1	-	-	-	-		Nut	Mutter		2

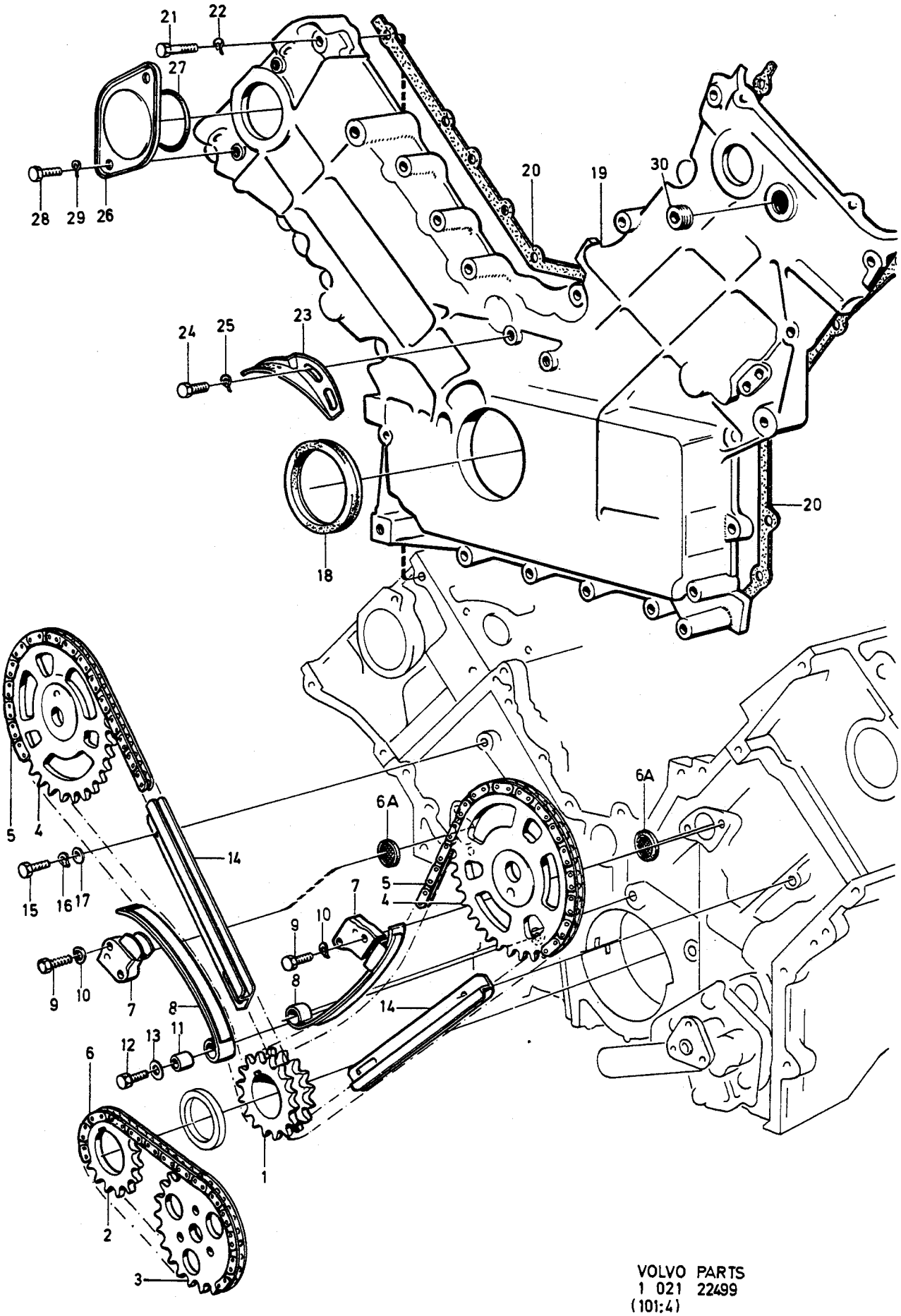

VOLVO PARTS
1 021 22499
(101:4)

A
B
C
D
E

CHAIN TRANSMISSION — KEDJETRANSMISSION

Group / Grupp 21

Page / Sida 143

B28E

Fig	Part No. Artikel nr	Quantity /Antal A	B	C	D	E	PS	Description	Benämning	Notes Anmärkning	SR
1		1	-	-	-	-		Sprocket	Kedjedrev	SEE 21•141	
2		1	-	-	-	-		Sprocket	Kedjedrev	SEE 21•141	
3		1	-	-	-	-		Sprocket	Kedjedrev	SEE 22•167	
4		2	-	-	-	-		Sprocket	Kedjedrev	SEE 21•137	
5	245301-7	2	-	-	-	-		Chain	Kedja		2
6	245548-3	1	-	-	-	-		Chain	Kedja		3
☆ 6a	247531-7	2	-	-	-	-		Filter washer	Filterbricka	(1218036)	3
7	247282-7	2	-	-	-	-		Chain tensioner	Kedjesträckare		3
8	246065-7	2	-	-	-	-		Plate	Platta		4
9	955276-1	4	-	-	-	-		Screw	Skruv		2
10	941906-0	4	-	-	-	-		Spring washer	Fjäderbricka		2
11	246064-0	2	-	-	-	-		Spacer sleeve	Distanshylsa		4
12	947405-7	2	-	-	-	-		Screw	Skruv		2
13	948708-3	4	-	-	-	-		Washer	Bricka		2
14	247528-3	2	-	-	-	-		Slide strip	Glidlist		3
15	955271-2	4	-	-	-	-		Screw	Skruv		2
16	941906-0	4	-	-	-	-		Spring washer	Fjäderbricka		2
17	955892-5	4	-	-	-	-		Washer	Bricka		2
18	247576-2	1	-	-	-	-	IK	Seal	Tätning		2
19	246090-5	1	-	-	-	-		Timing gear casing	Transmissionskåpa		4
20	3514108-4	1	-	-	-	-	IK	Gasket	Packning	(245584)	2
21	946480-1	5	-	-	-	-		Screw	Skruv	LG 25	2
	946518-8	19	-	-	-	-		Screw	Skruv	LG 40	2
	947943-7	1	-	-	-	-		Screw	Skruv	LG 55	2
22	946599-8	25	-	-	-	-		Spring washer	Fjäderbricka		2
23	269101-2	1	-	-	-	-		Ignition setting scale	Tändförställningsplåt		3
24	955269-6	2	-	-	-	-		Screw	Skruv		2
25	941906-0	2	-	-	-	-		Spring washer	Fjäderbricka		2
26	245431-2	1	-	-	-	-		Cap	Lock		4
27	947393-5	1	-	-	-	-	IK	O-ring	O-ring		2
28	946514-7	2	-	-	-	-		Screw	Skruv		2
29	946599-8	2	-	-	-	-		Spring washer	Fjäderbricka		2
30	1218035-2	1	-	-	-	-		Plug	Propp		3

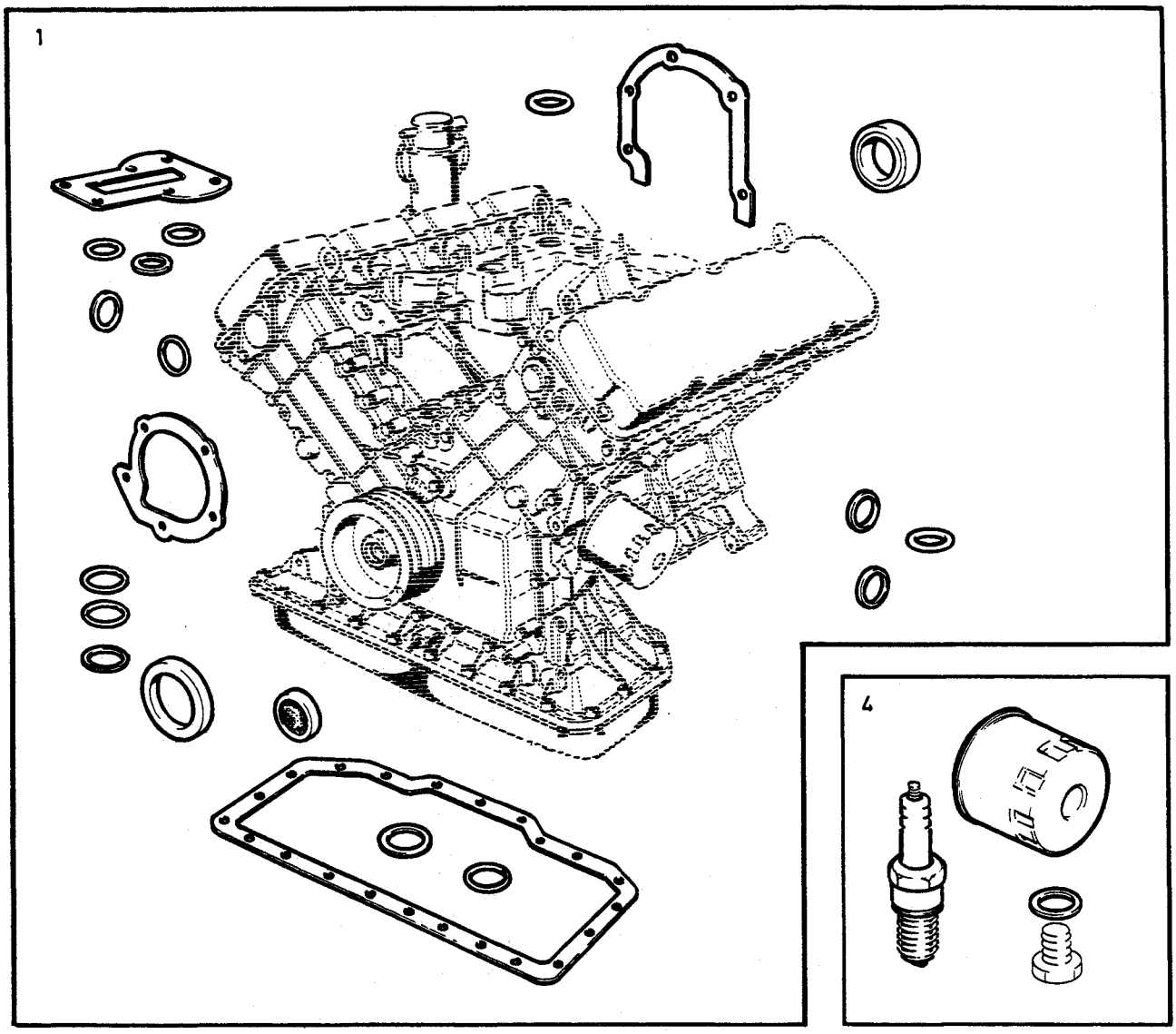

©VOLVO
Genuine Parts
PV 210 41229
(111:1)

A B C D E

GASKET KITS SERVICE KITS PACKNINGSSATS SERVICESATSER

Group Grupp 21

Page Sida 145

B28E

Fig	Part No. Artikel nr	Quantity /Antal A	B	C	D	E	PS	Description	Benämning	Notes Anmärkning	SR
		-	-	-	-	-	NS	Gasket kit complete overhaul .	Packningsats helrenovering		
1	270844-4	1	-	-	-	-		•Gasket kit supplementary overhaul	•Packningsats tillägg helrenovering	(275584)	2
		-	-	-	-	-	NS	•Gasket kit de-carb	•Packningsats sotning		
2	*(275599)*	1	-	-	-	-	SP	••Gasket kit induction- and exhau.pipe	••Packningsats insugnings-och avgasrör	REPL 2 PCS 1218373-7, 6 PCS 947381-0, 2 PCS 1271480-4.	1
☆ 3	270846-9	1	-	-	-	-		••Gasket kit supplementary, de-carb	••Packningsats tillägg sotning	(275732)	2
4	274063-7	1	-	-	-	-		Service kit	Servicesats		1

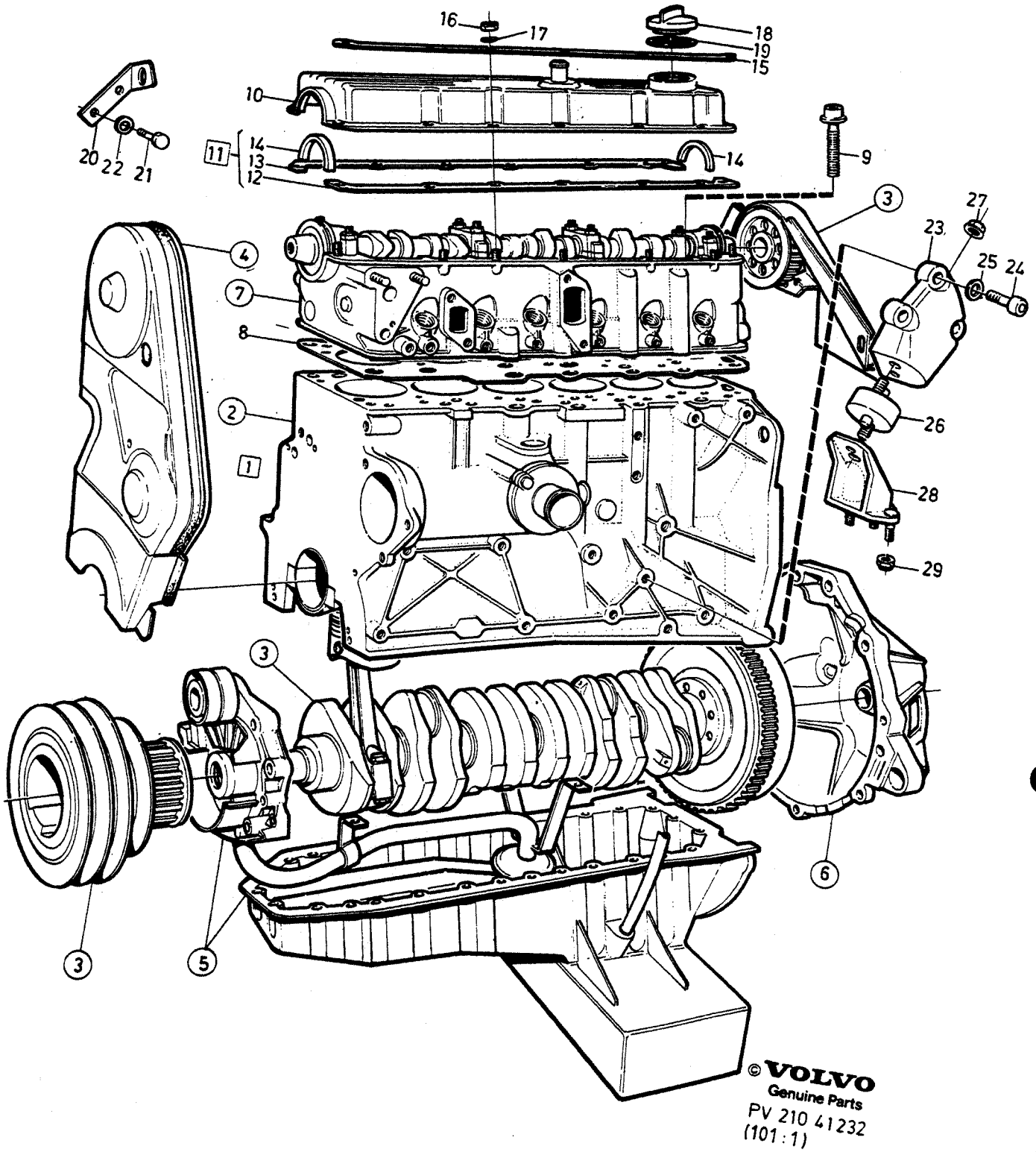

© VOLVO
Genuine Parts

PV 210 41232
(101 : 1)

A B C D E

ENGINE WITH FITTINGS — MOTOR MED MONTERINGSDETALJER

Group / Grupp 21

Page / Sida 147

D24

Fig	Part No. Artikel nr	Quantity /Antal A	B	C	D	E	PS	Description	Benämning	Notes Anmärkning	SR
1	1328036-7	1	-	-	-	-		Cylinder block complete	Cylinderblock komplett		5
2		1	-	-	-	-		• Engine block	• Cylinderblock	SEE 21 • 151	
3		1	-	-	-	-		• Crank mechanism	• Vevmekanism	SEE 21 • 153	
4		1	-	-	-	-		• Belt transmission	• Remtransmission	SEE 21 • 155	
5		1	-	-	-	-		• Lubricating system	• Smörjsystem	SEE 22 • 169	
6		1	-	-	-	-		Bell housing	Kopplingskåpa	SEE 43 • 571	
7		1	-	-	-	-		Cylinder head	Cylinderhuvud	SEE 21 • 149	
8	1328017-7	1	-	-	-	-		Gasket	Packning	THK 1,4 mm	1
	1328018-5	1	-	-	-	-		Gasket	Packning	THK 1,5 mm	1
	1328019-3	1	-	-	-	-		Gasket	Packning	THK 1,6 mm	1
9	1328871-7	14	-	-	-	-		Flange screw	Flänsskruv		2
10	1257024-8	1	-	-	-	-		Valve cover	Ventilkåpa		4
11		1	-	-	-	-		Gasket kit Valve cover	Packningsats Ventilkåpa	SEE 21 • 157	
12		1	-	-	-	-	KN	• Gasket, l.h.	• Packning, v		
13		1	-	-	-	-	KN	• Gasket, r.h.	• Packning, h		
14		2	-	-	-	-	KN	• Seal	• Tätning		
15	1257030-5	2	-	-	-	-		Strip	List		3
16	955781-0	14	-	-	-	-		Nut	Mutter		2
17	941906-0	14	-	-	-	-		Spring washer	Fjäderbricka		2
18	1257031-3	1	-	-	-	-		Filler cap	Påfyllningslock		2
19	1257296-2	1	-	-	-	-		Gasket	Packning		2
20	1257179-0	1	-	-	-	-		Lifting eye	Lyftögla		5
21	955295-1	2	-	-	-	-		Screw	Skruv		2
22	941907-8	2	-	-	-	-		Spring washer	Fjäderbricka		2
23	1229700-8	1	-	-	-	-		Engine anchorage, l.h.	Motorfäste, v		3
	1229701-6	1	-	-	-	-		Engine anchorage, r.h.	Motorfäste, h		3
24	959240-3	6	-	-	-	-		Hex. socket screw	Insexskruv		2
25	960148-5	6	-	-	-	-		Washer	Bricka		2
26	1229805-5	1	-	-	-	-		Rubber cushion, l.h.	Gummikudde, v		2
	1272346-6	1	-	-	-	-		Rubber cushion, r.h.	Gummikudde, h		2
☆ 27	971098-9	4	-	-	-	-		Flange lock nut	Flänslåsmutter	(949279)	2
28	1229173-8	1	-	-	-	-		Bracket, l.h.	Konsol, v		3
	1229702-4	1	-	-	-	-		Bracket, r.h.	Konsol, h		3
☆ 29	971089-8	4	-	-	-	-		Lock nut	Låsmutter	(963107)	2
		1	-	-	-	-		Gasket kits	Packningssats	SEE 21 • 157	

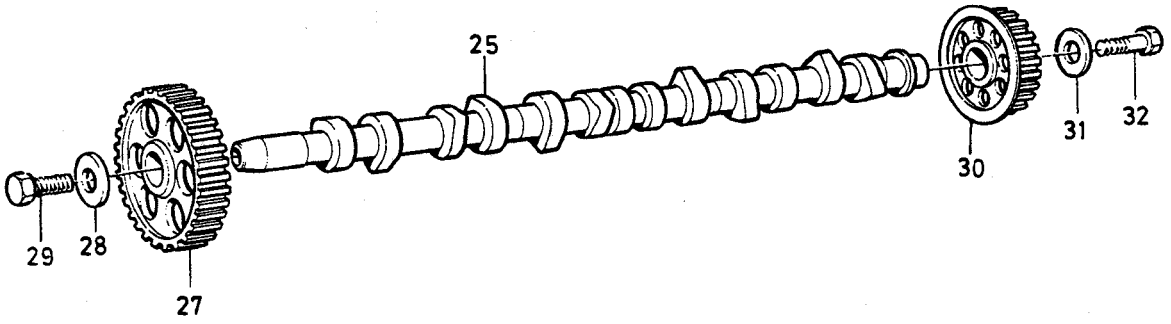

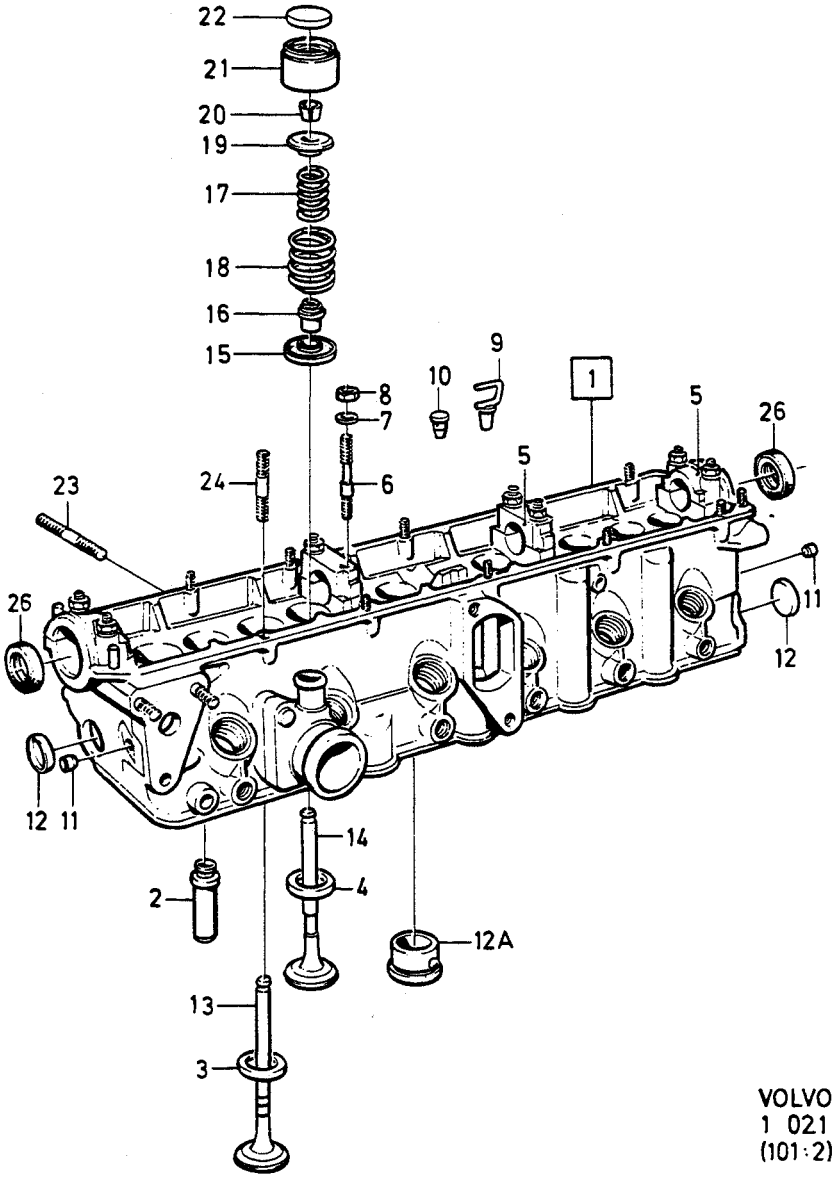

VOLVO PARTS
1 021 34372
(101:2)

A
B
C
D
E

CYLINDER HEAD — CYLINDERHUVUD

Group / Grupp 21

Page / Sida 149

D24

Fig	Part No. / Artikel nr	Quantity / Antal A	B	C	D	E	PS	Description	Benämning	Notes / Anmärkning	SR
1	1328015-1	1	-	-	-	-		Cylinder head	Cylinderhuvud		3
2		12	-	-	-	-	NS	• Valve guide	• Ventilstyrning	STD	
	1257613-8	12	-	-	-	-		• Valve guide	• Ventilstyrning	0.S	2
3		6	-	-	-	-	NS	• Valve seat intake	• Ventilsäte insug	STD	
	1257627-8	6	-	-	-	-		• Valve seat intake	• Ventilsäte insug	0.S	2
4		6	-	-	-	-	NS	• Valve seat exhaust	• Ventilsäte utblås	STD	
	1257628-6	6	-	-	-	-		• Valve seat exhaust	• Ventilsäte utblås	0.S	2
5		4	-	-	-	-	NS	• Bearing cap	• Lageröverfall		
6	1257005-7	8	-	-	-	-		• Stud	• Pinnskruv		2
7	955894-1	8	-	-	-	-		• Washer	• Bricka		2
☆ 8	968862-3	8	-	-	-	-		• Flange nut	• Flänsmutter	(955782)	8
9	1257599-9	1	-	-	-	-		• Nozzle	• Munstycke		3
10	1257010-7	2	-	-	-	-		• Nozzle	• Munstycke		3
11	1257011-5	2	-	-	-	-		• Plug	• Propp		2
12	1257272-3	2	-	-	-	-		• Cap plug	• Hattplugg		3
12a	1257012-3	6	-	-	-	-		Precombustion chamber	Förkammare		4
☆ 13	1328147-2	6	-	-	-	-		Inlet valve	Inloppsventil	(1328088)	2
14	1328148-0	6	-	-	-	-		Exhaust valve	Avgasventil	(1328089)	2
15	1257051-1	12	-	-	-	-		Washer	Bricka		2
☆ 16	3501775-5	12	-	-	-	-	IK	Valve seal	Ventiltätning	(1257052)	2
17	1257055-2	12	-	-	-	-		Valve spring inner	Ventilfjäder inre		2
18	1257056-0	12	-	-	-	-		Valve spring outer	Ventilfjäder yttre		2
19	1328090-4	12	-	-	-	-		Washer	Bricka		2
20	419643-2	24	-	-	-	-		Valve collet	Ventillås		2
21	1257059-4	12	-	-	-	-		Tappet	Ventillyftare		2
22	1257810-0	X	-	-	-	-		Adjusting washer	Justerbricka	THK 3,00 mm	2
	1257811-8	X	-	-	-	-		Adjusting washer	Justerbricka	THK 3,05 mm	2
	1257812-6	X	-	-	-	-		Adjusting washer	Justerbricka	THK 3,10 mm	2
	1257813-4	X	-	-	-	-		Adjusting washer	Justerbricka	THK 3,15 mm	2
	1257814-2	X	-	-	-	-		Adjusting washer	Justerbricka	THK 3,20 mm	2
	1257815-9	X	-	-	-	-		Adjusting washer	Justerbricka	THK 3,25 mm	2
	1257061-0	X	-	-	-	-	IK	Adjusting washer	Justerbricka	THK 3,30 mm	2
	1257062-8	X	-	-	-	-	IK	Adjusting washer	Justerbricka	THK 3,35 mm	2
	1257063-6	X	-	-	-	-	IK	Adjusting washer	Justerbricka	THK 3,40 mm	2
	1257064-4	X	-	-	-	-	IK	Adjusting washer	Justerbricka	THK 3,45 mm	2
	1257065-1	X	-	-	-	-	IK	Adjusting washer	Justerbricka	THK 3,50 mm	2
	1257066-9	X	-	-	-	-	IK	Adjusting washer	Justerbricka	THK 3,55 mm	2
	1257067-7	X	-	-	-	-	IK	Adjusting washer	Justerbricka	THK 3,60 mm	2
	1257068-5	X	-	-	-	-	IK	Adjusting washer	Justerbricka	THK 3,65 mm	2
	1257069-3	X	-	-	-	-	IK	Adjusting washer	Justerbricka	THK 3,70 mm	2
	1257070-1	X	-	-	-	-	IK	Adjusting washer	Justerbricka	THK 3,75 mm	2
	1257071-9	X	-	-	-	-	IK	Adjusting washer	Justerbricka	THK 3,80 mm	2
	1257072-7	X	-	-	-	-	IK	Adjusting washer	Justerbricka	THK 3,85 mm	2
	1257073-5	X	-	-	-	-	IK	Adjusting washer	Justerbricka	THK 3,90 mm	2
	1257074-3	X	-	-	-	-	IK	Adjusting washer	Justerbricka	THK 3,95 mm	2
	1257075-0	X	-	-	-	-		Adjusting washer	Justerbricka	THK 4,00 mm	2
	1257076-8	X	-	-	-	-		Adjusting washer	Justerbricka	THK 4,05 mm	2
	1257077-6	X	-	-	-	-		Adjusting washer	Justerbricka	THK 4,10 mm	2
	1257078-4	X	-	-	-	-		Adjusting washer	Justerbricka	THK 4,15 mm	2
	1257079-2	X	-	-	-	-		Adjusting washer	Justerbricka	THK 4,20 mm	2
	1257080-0	X	-	-	-	-		Adjusting washer	Justerbricka	THK 4,25 mm	2
	273871-4	1	-	-	-	-		Adjusting washer kit	Justerbricksats	THK 3,30-3,95 mm	2
23	953048-6	12	-	-	-	-		Stud	Pinnskruv		2
24	1328034-2	14	-	-	-	-		Stud	Pinnskruv		2
25	1257220-2	1	-	-	-	-		Camshaft	Kamaxel		2
26	1257221-0	2	-	-	-	-	IK	Sealing ring	Tätningsring		2
27	1257231-9	1	-	-	-	-		Pulley	Kuggremhjul		3
28	1257232-7	1	-	-	-	-		Washer	Bricka		2
29	1257605-4	1	-	-	-	-		Screw	Skruv		2
30	1257166-7	1	-	-	-	-		Pulley	Kuggremhjul		3
31	1257232-7	1	-	-	-	-		Washer	Bricka		2
32	1257606-2	1	-	-	-	-		Screw	Skruv		2

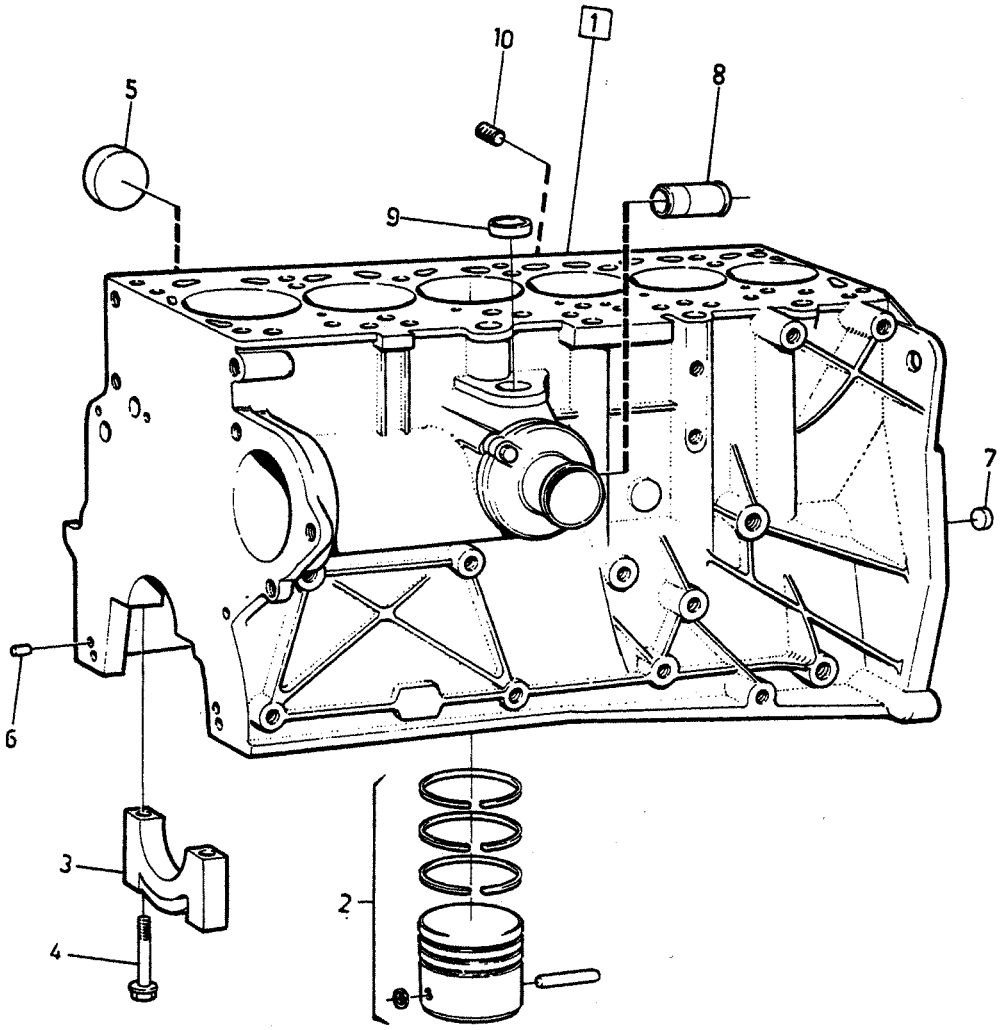

VOLVO PARTS
1 021 36290
(101:2)

A		ENGINE BLOCK	CYLINDERBLOCK	Group Grupp 21
B				
C				
D				Page Sida 151
E		D24		

Fig	Part No. Artikel nr	Quantity /Antal A	B	C	D	E	PS	Description	Benämning	Notes Anmärkning	SR
1	1277335-4	1	-	-	-	-		Cylinder block with pistons	Cylinderblock med kolvar		5
2		1	-	-	-	-		•Piston kit	•Kolvsats	SEE 21•153	
3		7	-	-	-	-	NS	••Bearing cap	••Lageröverfall		
4	1257600-5	14	-	-	-	-		••Screw	••Skruv		2
5	1257038-8	6	-	-	-	-		••Sealing washer	••Tätningsbricka		3
6	1257276-4	4	-	-	-	-		••Pin	••Pinne		3
7	1257270-7	1	-	-	-	-		••Cap plug	••Hattplugg		3
8	1257039-6	1	-	-	-	-		••Nipple	••Nippel		3
9	1257272-3	1	-	-	-	-		••Cap plug	••Hattplugg		3
10	1257040-4	1	-	-	-	-		••Nipple	••Nippel		3
								Oil filter	Oljefilter		

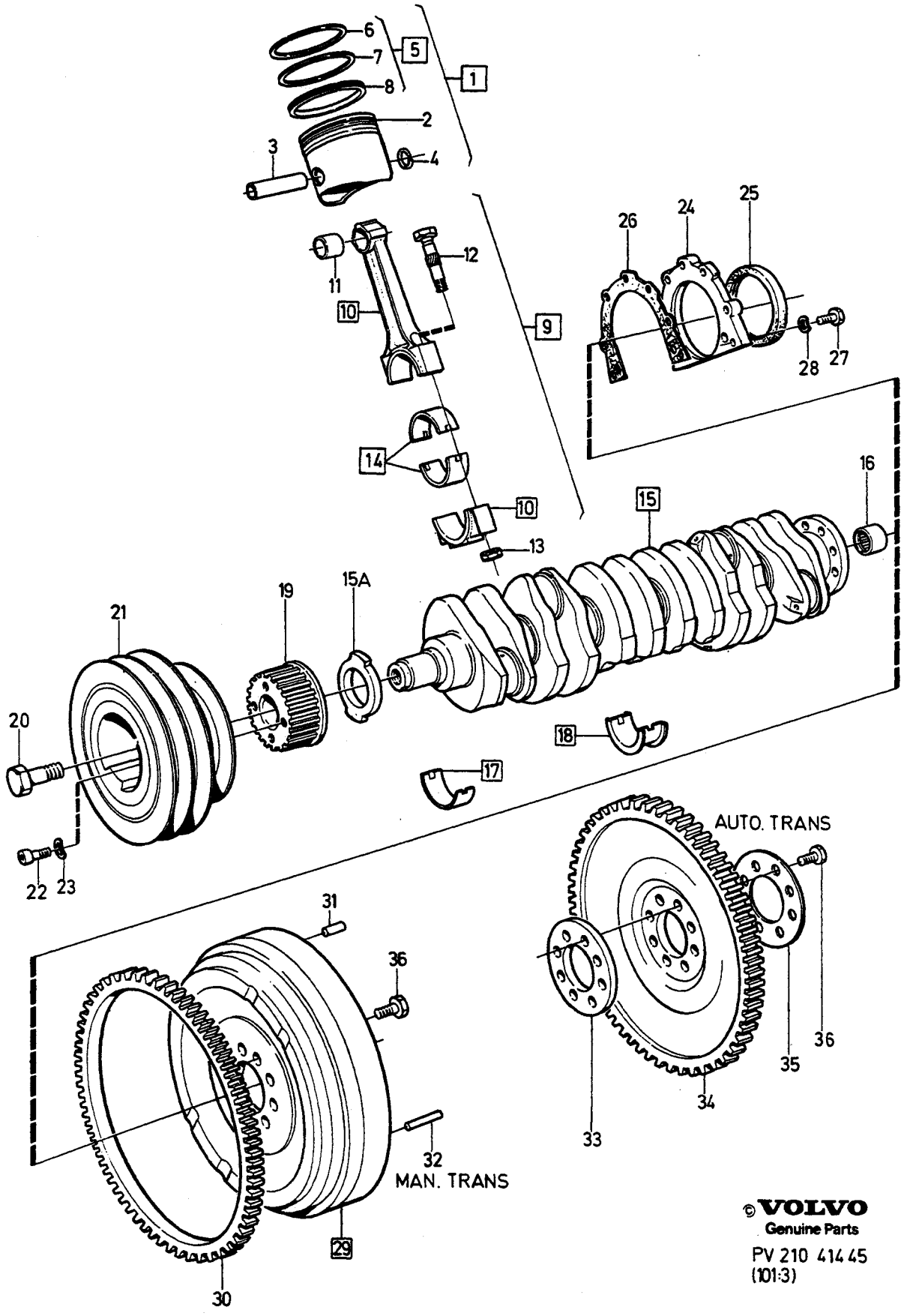

©VOLVO
Genuine Parts

PV 210 414 45
(101:3)

A
B
C
D
E

CRANK MECHANISM — VEVMEKANISM

Group / Grupp 21

Page / Sida 153

D24

Fig	Part No. Artikel nr	Quantity /Antal A	B	C	D	E	PS	Description	Benämning	Notes Anmärkning	SR
1		1	-	-	-	-	NS	Piston kit complete	Kolvsats komplett		
	272072-0	6	-	-	-	-		•Piston kit	•Kolvsats	STD. O.DIA 76,48 mm	2
	272032-4	6	-	-	-	-		•Piston kit	•Kolvsats	STD. O.DIA 76,50 mm	2
	272033-2	6	-	-	-	-		•Piston kit	•Kolvsats	O.S 0,25 mm	3
	272034-0	6	-	-	-	-		•Piston kit	•Kolvsats	O.S 0,50 mm	4
	272035-7	6	-	-	-	-		•Piston kit	•Kolvsats	O.S 1,00 mm	5
2		6	-	-	-	-	KN	••Piston	••Kolv		
3		6	-	-	-	-	KN	••Gudgeon pin	••Kolvtapp		
4	1257297-0	6	-	-	-	-	IK	••Retaining ring	••Spårring		2
5	275327-5	6	-	-	-	-	IK	••Piston ring kit	••Kolvringsats	STD	2
	275328-3	6	-	-	-	-	IK	••Piston ring kit	••Kolvringsats	O.S 0,25 mm	3
	275329-1	6	-	-	-	-	IK	••Piston ring kit	••Kolvringsats	O.S 0,50 mm	4
	275330-9	6	-	-	-	-	IK	••Piston ring kit	••Kolvringsats	O.S 1,00 mm	5
6		6	-	-	-	-	KN	•••Compression ring	•••Kompressionsring		
7		6	-	-	-	-	KN	•••Compression ring	•••Kompressionsring		
8		6	-	-	-	-	KN	•••Oil deflector ring	•••Oljeavkastarring		
9	271077-0	1	-	-	-	-		Connecting rod kit	Vevstaksats		3
10		6	-	-	-	-	KN	•Connecting rod	•Vevstake		
11	1257089-1	6	-	-	-	-	IK	••Bearing bushing	••Lagerbussning		2
12	1257088-3	12	-	-	-	-	IK	••Screw	••Skruv		2
13	1257090-9	12	-	-	-	-	IK	••Nut	••Mutter		2
☆ 14	270726-3	6	-	-	-	-		Big end bearing kit	Vevstakslagersats	(270121) STD	2
☆☆	270727-1	6	-	-	-	-		Big end bearing kit	Vevstakslagersats	(270122) U.S 0,25 mm	2
☆	270728-9	6	-	-	-	-		Big end bearing kit	Vevstakslagersats	(270123) U.S 0,5mm	2
		6	-	-	-	-	KN	•Bearing shell upper	•Lagerskål övre		
		6	-	-	-	-	KN	•Bearing shell lower	•Lagerskål undre		
15	1257239-2	1	-	-	-	-		Crankshaft	Vevaxel	ENG -CW 132125	5
	1328997-0	1	-	-	-	-		Crankshaft	Vevaxel	ENG CW 132126-	5
15a	1257240-0	1	-	-	-	-		•Companion flange	•Medbringare	ENG -CW 132125	4
	1328333-8	1	-	-	-	-		Companion flange	Medbringare	ENG CW 132126-	4
16	1257242-6	1	-	-	-	-		Needle bearing	Nållager		2
☆ 17	270718-0	6	-	-	-	-		Main bearing kit	Ramlagersats	(271222) STD	2
☆☆	270719-8	6	-	-	-	-		Main bearing kit	Ramlagersats	(271223) U.S 0,25 mm	2
☆☆	270720-6	6	-	-	-	-		Main bearing kit	Ramlagersats	(271224) U.S 0,50 mm	2
☆	270721-4	6	-	-	-	-		Main bearing kit	Ramlagersats	(271225) U.S 0,75 mm	2
		6	-	-	-	-	KN	•Bearing shell upper	•Lagerskål övre		
		6	-	-	-	-	KN	•Bearing shell lower	•Lagerskål undre		
18	271226-3	6	-	-	-	-		Main bearing kit	Ramlagersats	STD	2
	271227-1	6	-	-	-	-		Main bearing kit	Ramlagersats	U.S 0,25 mm	5
	271228-9	6	-	-	-	-		Main bearing kit	Ramlagersats	U.S 0,50 mm	5
	271229-7	6	-	-	-	-		Main bearing kit	Ramlagersats	U.S 0,75 mm	5
		6	-	-	-	-	KN	•Bearing shell upper	•Lagerskål övre		
		6	-	-	-	-	KN	•Bearing shell lower	•Lagerskål undre		
19	1257104-8	1	-	-	-	-		Pulley	Kuggremhjul		3
20	1257604-7	1	-	-	-	-		Screw	Skruv		2
21	1257102-2	1	-	-	-	-		Vibration damper	Svängningsdämpare		3
22	959222-1	4	-	-	-	-		Screw	Skruv		2
23	941907-8	4	-	-	-	-		Spring washer	Fjäderbricka		2
24	1257048-7	1	-	-	-	-		Sealing flange	Tätningsfläns		4
☆ 25	3501761-5	1	-	-	-	-	IK	Sealing ring	Tätningsring	(1257049)	2
26	3507031-7	1	-	-	-	-		Gasket	Packning	(1257050)	2
27	1257380-4	6	-	-	-	-		Screw	Skruv		2
28	941906-0	6	-	-	-	-		Spring washer	Fjäderbricka		2
☆ 29	1389521-4	1	-	-	-	-		Flywheel	Svänghjul	(1257098)	4
30	1257100-6	1	-	-	-	-		•Gear ring	•Kuggkrans		4
31	1257273-1	3	-	-	-	-		•Pin	•Pinne	LG 16	3
32	950519-9	2	-	-	-	-		•Pin	•Pinne	LG 28	2
33	1257377-0	1	-	-	-	-		Spacer plate	Distansplåt	AUTO.TRANS	4
34	1257571-8	1	-	-	-	-		Flexplate	Medbringarplåt	AUTO.TRANS	4
35	1257378-8	1	-	-	-	-		Support plate	Stödplåt		4
36	1257816-7	8	-	-	-	-		Screw	Skruv		2

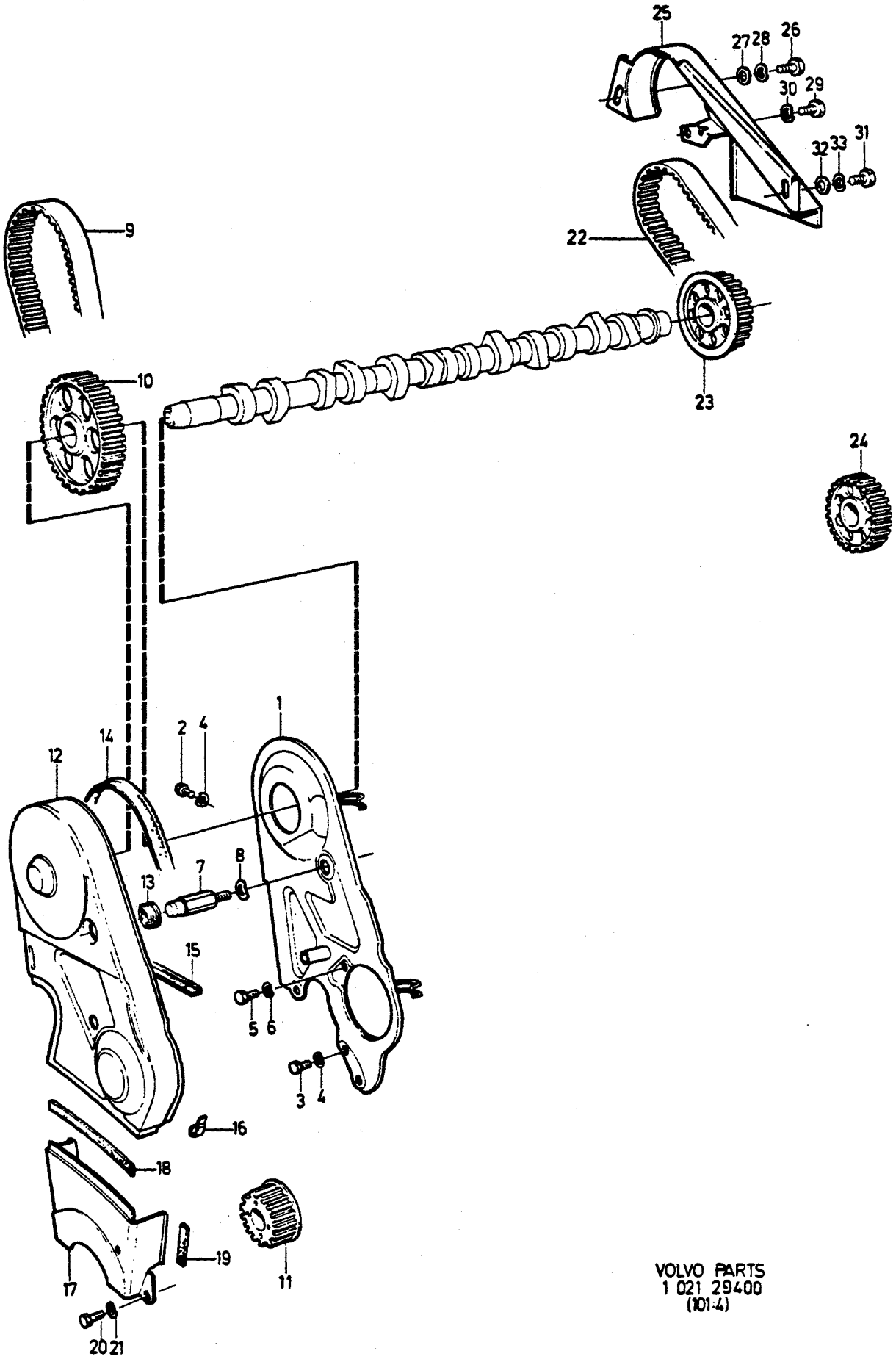

VOLVO PARTS
1 021 29400
(101:4)

A
B
C
D
E

BELT TRANSMISSION — REMTRANSMISSION

Group / Grupp 21

Page / Sida 155

D24

Fig	Part No. Artikel nr	Quantity /Antal A	B	C	D	E	PS	Description	Benämning	Notes Anmärkning	SR
1	1257418-2	1	-	-	-	-		Belt protector	Remskydd		4
2	955271-2	1	-	-	-	-		Screw	Skruv	M6 X 16	2
3	955275-3	3	-	-	-	-		Screw	Skruv	M6 X 32	2
4	941906-0	4	-	-	-	-		Spring washer	Fjäderbricka		2
☆ 5	947818-1	2	-	-	-	-		Screw	Skruv	(940132)	2
6	941907-8	2	-	-	-	-		Spring washer	Fjäderbricka		2
7	1257226-9	1	-	-	-	-		Screw	Skruv		3
8	941906-0	1	-	-	-	-		Spring washer	Fjäderbricka		2
9	1257223-6	1	-	-	-	-		Tooth belt	Kuggrem		2
10		1	-	-	-	-		Pulley	Kuggremhjul	SEE 21•149	
11		1	-	-	-	-		Pulley	Kuggremhjul	SEE 21•153	
12	1257540-3	1	-	-	-	-		Protecting casing	Skyddskåpa		4
13	1257413-3	2	-	-	-	-		Rubber bushing	Gummibussning		2
14	1257414-1	1	-	-	-	-		Sealing strip	Tätningslist		2
☆ 15	3501779-7	1	-	-	-	-		Sealing moulding	Tätningslist	(1257566)(1257415)	3
16	1257559-3	3	-	-	-	-		Sheet	Bleck		2
17	1257416-6	1	-	-	-	-		Protecting casing	Skyddskåpa		4
☆ 18	3501779-7	1	-	-	-	-		Sealing moulding	Tätningslist	(1257415)	3
19	1257417-4	2	-	-	-	-		Seal	Tätning		3
20	955271-2	2	-	-	-	-		Screw	Skruv		2
21	941906-0	2	-	-	-	-		Spring washer	Fjäderbricka		2
22	1257237-6	1	-	-	-	-		Tooth belt	Kuggrem		3
23		1	-	-	-	-		Pulley	Kuggremhjul	SEE 21•149	
24		1	-	-	-	-		Pulley	Kuggremhjul	SEE 23•187	
25	1257654-2	1	-	-	-	-		Belt protector	Remskydd		4
26	955295-1	1	-	-	-	-		Screw	Skruv	M8 X 20	2
27	955894-1	1	-	-	-	-		Washer	Bricka		2
28	941907-8	1	-	-	-	-		Spring washer	Fjäderbricka		2
29	955269-6	1	-	-	-	-		Screw	Skruv	M6 X 12	2
30	941906-0	1	-	-	-	-		Spring washer	Fjäderbricka		2
31	955274-6	1	-	-	-	-		Screw	Skruv	M6 X 25	2
32	955892-5	1	-	-	-	-		Washer	Bricka		2
33	941906-0	1	-	-	-	-		Spring washer	Fjäderbricka		2

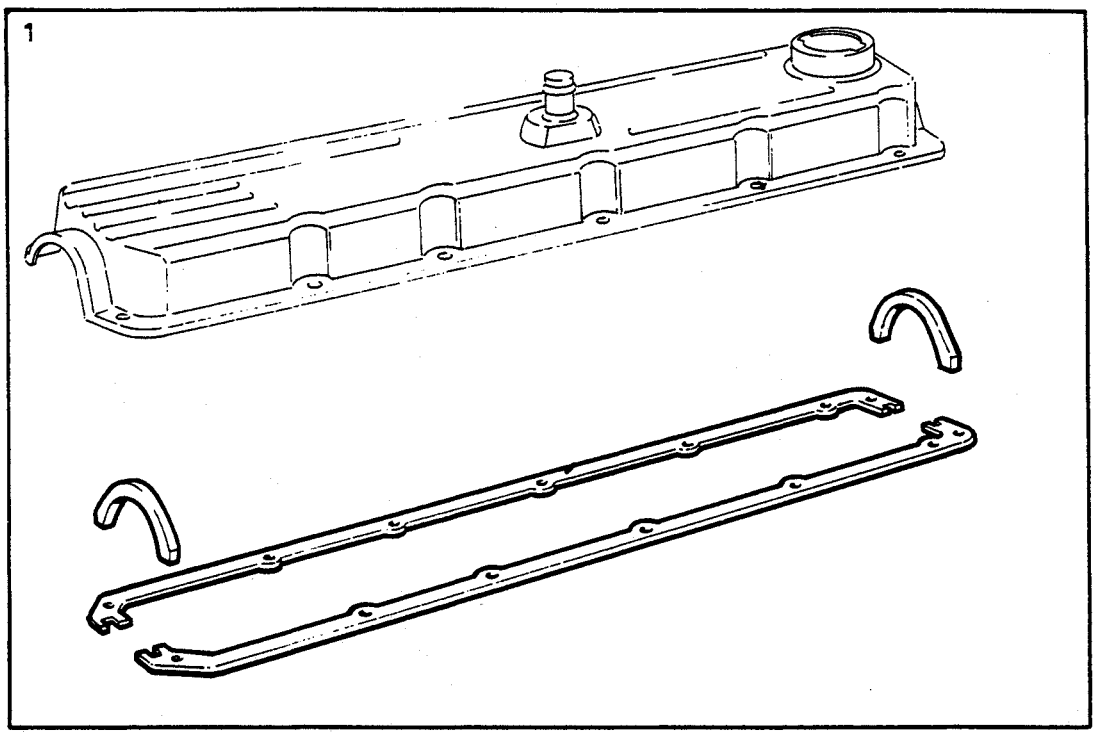
1

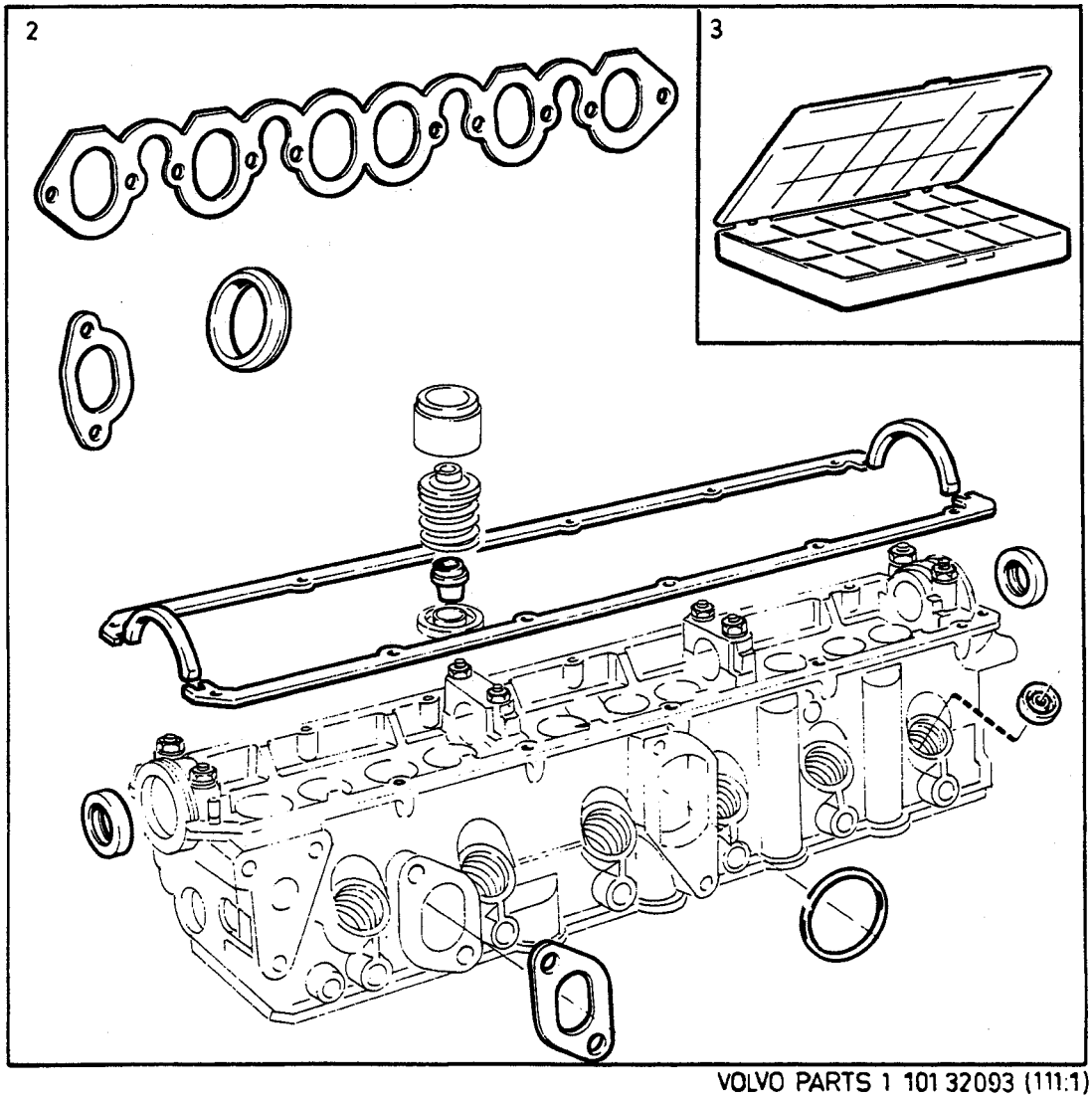
2
3

A
B
C
D
E

GASKET KITS ADJUSTER WASHER KIT PACKNINGSSATS JUSTERBRICKSSATS

Group
Grupp
21

Page
Sida
157

D24

Fig	Part No. Artikel nr	Quantity /Antal A	B	C	D	E	PS	Description	Benämning	Notes Anmärkning	SR
1	275744-1	1	-	-	-	-		Gasket kit ..... Valve cover	Packningsats ..... Ventilkåpa		1
2	275746-6	1	-	-	-	-		Gasket kit ..... Cylinder head	Packningsats ..... Cylinderhuvud		2
3	273871-4	1	-	-	-	-		Adjusting washer kit valves	Justerbricksats ventiler		2

1

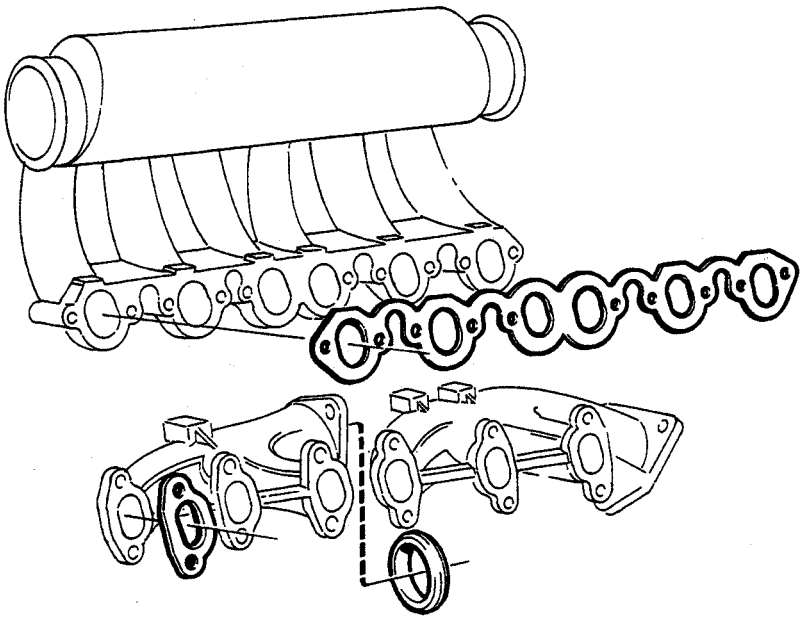

2

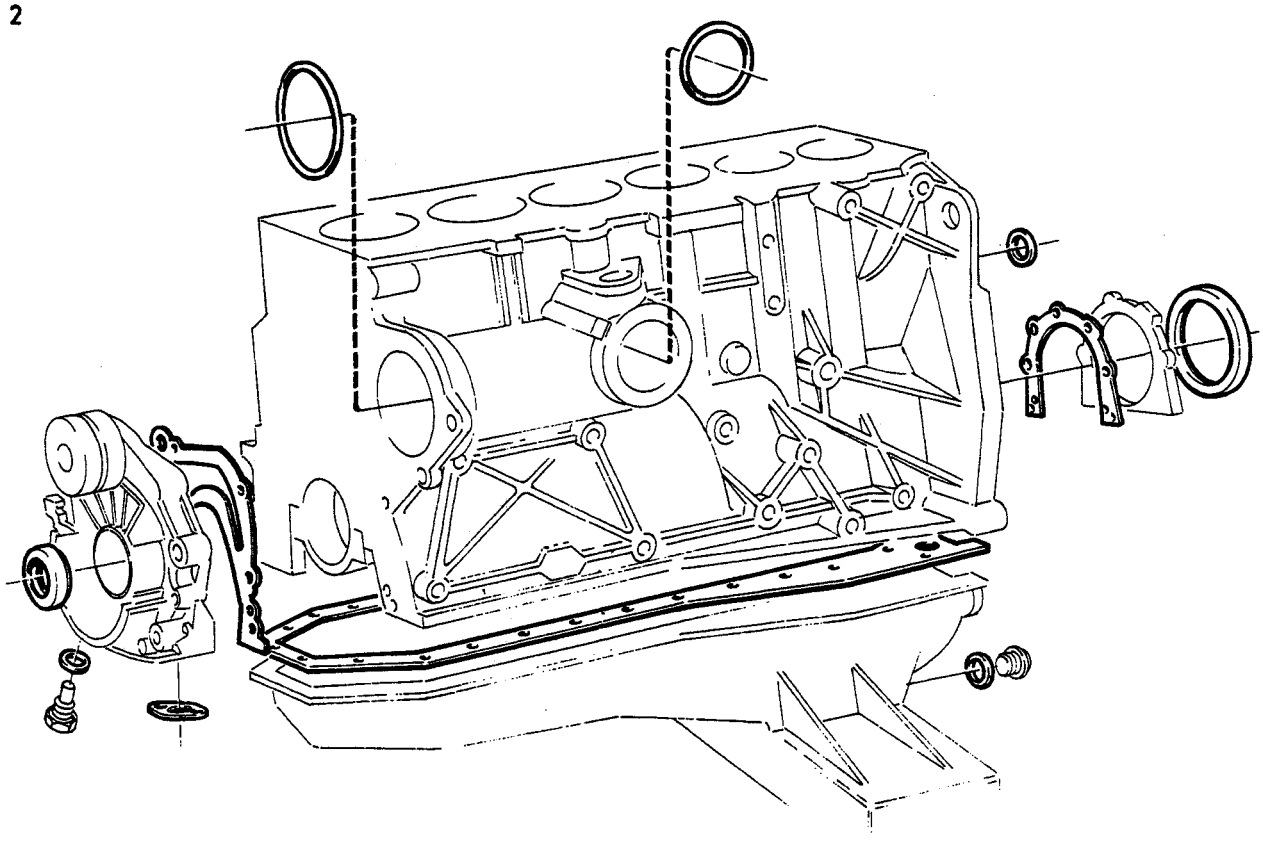

A
B
C
D
E

GASKET KITS PACKNINGSSATS

Group
Grupp
21

Page
Sida
159

D24

Fig	Part No. Artikel nr	Quantity /Antal A	B	C	D	E	P S	Description	Benämning	Notes Anmärkning	S R
1	275726-8	1	-	-	-	-		Gasket kit induction- and exhau.pipe	Packningsats insugnings-och avgasrör		1
2	275727-6	1	-	-	-	-		Gasket kit ..... Cylinder block	Packningsats ..... Cylinderblock		2

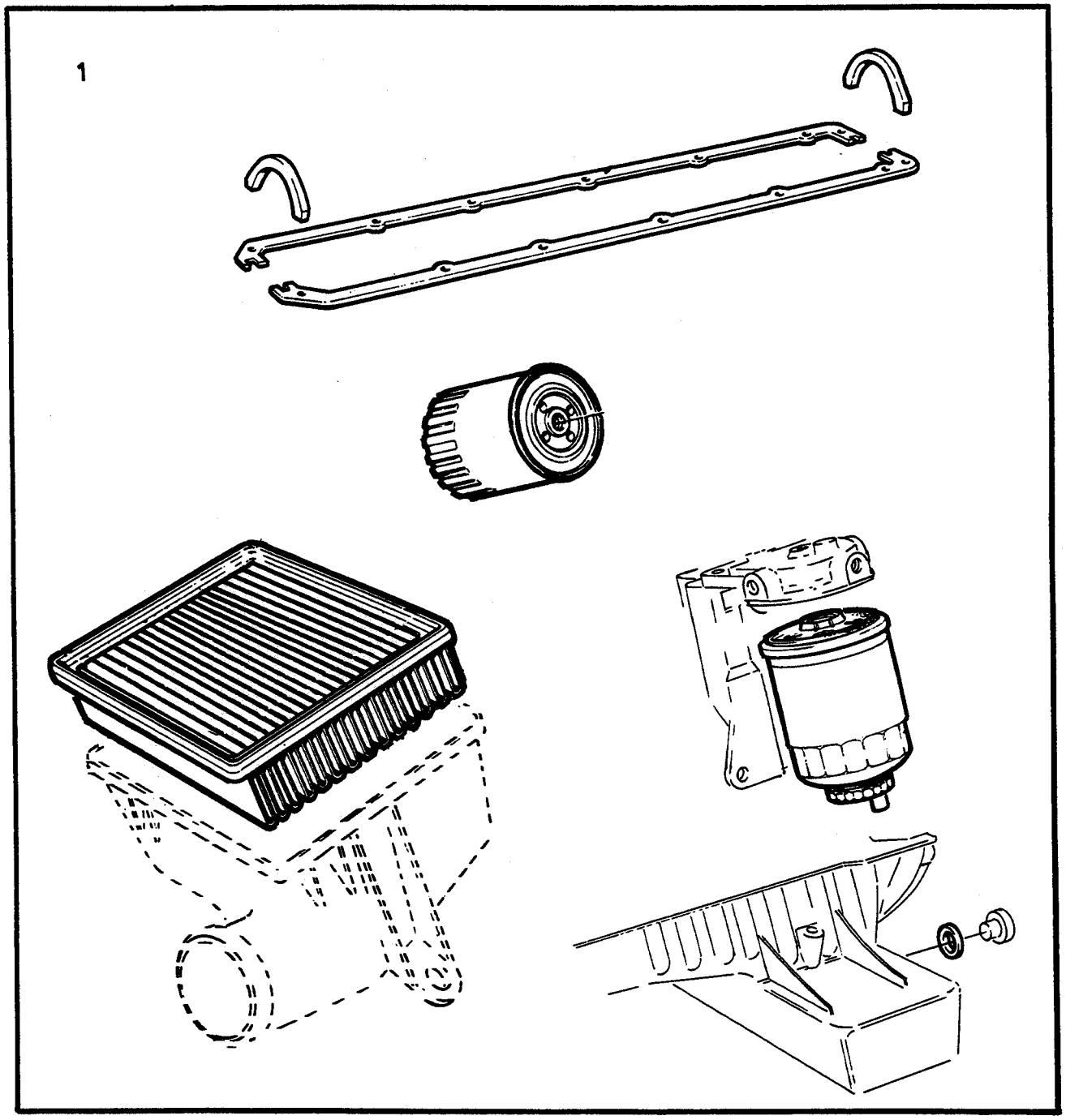

VOLVO PARTS
1 101 38416
(111:1)

A B C D E		SERVICE KITS	SERVICESATSER	Group Grupp 21 Page Sida 161
		D24		

Fig	Part No. Artikel nr	Quantity /Antal					P S	Description	Benämning	Notes Anmärkning	S R
		A	B	C	D	E					
1	274021-5	1	-	-	-	-		Service kit	Servicesats		1

A	B200, B230	SUB GROUP LUBRICATING SYSTEM UNDERGRUPP SMÖRJSYSTEM	Group Grupp 22
B	B28		
C	D24		Page Sida 163
D			
E			

Fig	Part No. Artikel nr	Quantity /Antal					P S	Description	Benämning	Notes Anmärkning	S R
		A	B	C	D	E					
		-	-	-	-	-		Notes	Anmärkning	1)	
		1	-	-	-	-		Lubricating system	Smörjsystem	SEE 22•165	
		-	1	-	-	-		Lubricating system	Smörjsystem	SEE 22•167	
		-	-	1	-	-		Lubricating system	Smörjsystem	SEE 22•169	

1) Engines B17A, B19ET, B21ET, B21FT and related parts are not listed in this catalogue. For the subject engines, please refer to the 240-260 SERIES 1979-1984 catalogue. / Motorer B17A,B19ET,B21ET,B21FT och tillhörande detaljer redovisas ej i denna katalog. Vid behov hänvisas till reservdelskatalog 240-260 SERIES 1979-1984.

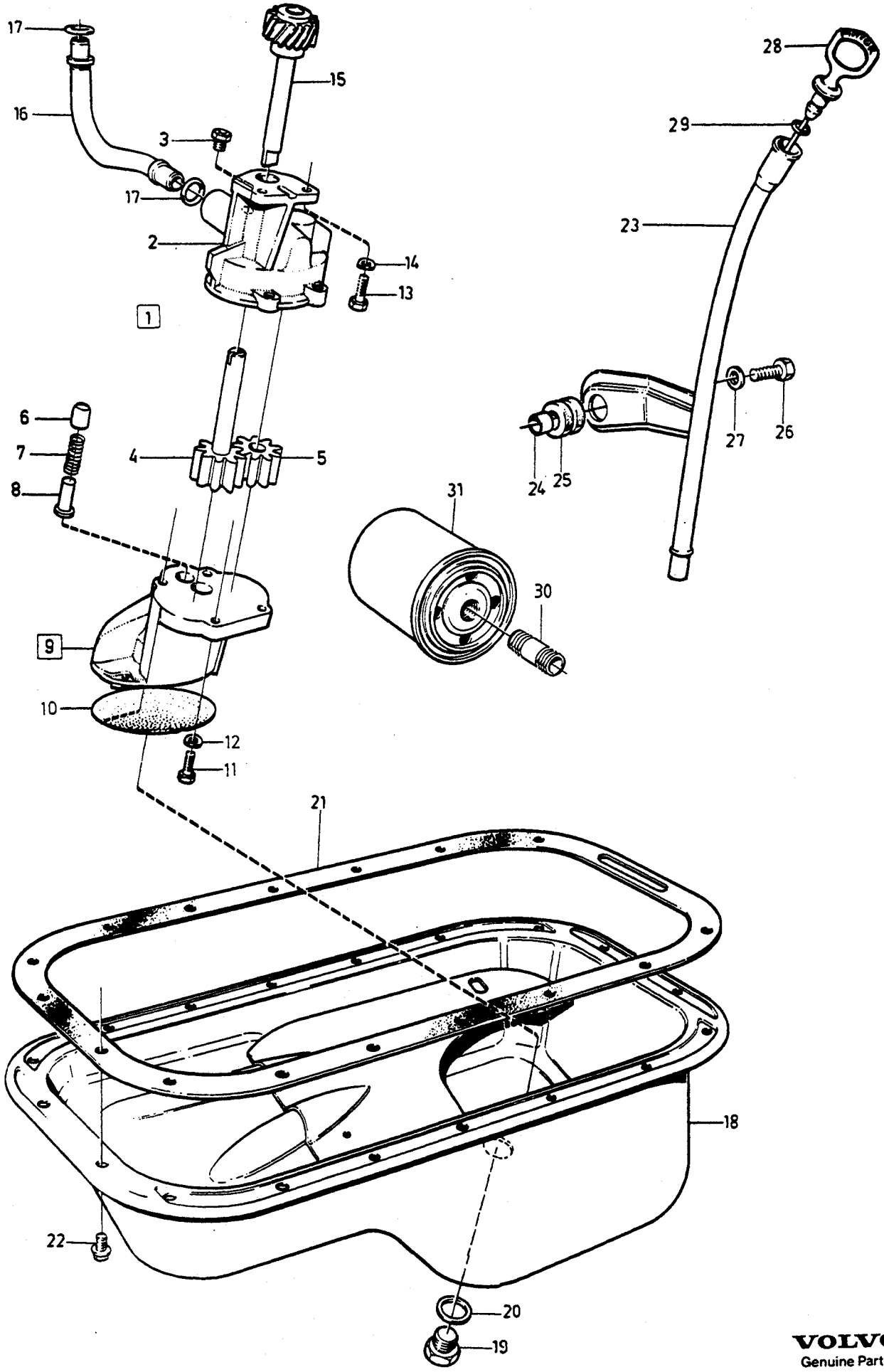

VOLVO
Genuine Parts
PV 220 49747

A	B200
B	B230
C	
D	
E	

LUBRICATING SYSTEM — SMÖRJSYSTEM

Group / Grupp: 22

Page / Sida: 165

B200, B230

Fig	Part No. / Artikel nr	Quantity / Antal A	B	C	D	E	PS	Description	Benämning	Notes / Anmärkning	SR
		-	-	-	-	-		Notes	Anmärkning	1)	
1	1276336-3	1	1	-	-	-		Oil pump	Oljepump		2
2		1	1	-	-	-	NS	• Housing	• Hus		
3	463963-9	1	1	-	-	-		• Valve	• Ventil		3
4	1276171-4	1	1	-	-	-		• Gear	• Kuggdrev		3
5	430114-9	1	1	-	-	-		• Gear	• Kugghjul		3
6	1332053-6	1	1	-	-	-		• Piston	• Kolv		3
7	1219536-8	1	1	-	-	-		• Spring	• Fjäder		3
8	1219666-3	1	1	-	-	-		• Locating pin	• Styrpinne		2
9	1276337-1	1	1	-	-	-		• Lower section	• Underdel		3
10		1	1	-	-	-	NS	• • Strainer	• • Sil		
11	942247-8	4	4	-	-	-		• Screw	• Skruv		2
12	941906-0	4	4	-	-	-		• Spring washer	• Fjäderbricka		2
13	955296-9	2	2	-	-	-		Screw	Skruv		2
14	941907-8	1	1	-	-	-		Spring washer	Fjäderbricka		2
15	463365-7	1	1	-	-	-		Shaft	Axel		3
16	1276106-0	1	1	-	-	-		Delivery pipe	Tryckrör		3
17	418360-4	2	2	-	-	-	IK	Rubber ring	Gummiring		2
18	1276121-9	1	1	-	-	-		Sump	Oljesump		4
19	948187-0	1	1	-	-	-		• Plug	• Propp		1
20	18818-5	1	1	-	-	-	IK	• Gasket	• Packning		1
☆ 21	1378864-1	1	1	-	-	-	IK	Gasket	Packning	(463587)	1
22	944926-5	18	18	-	-	-		Flange screw	Flänsskruv		2
23	1266817-4	1	1	-	-	-		Pipe	Rör	2)	3
24	1219647-3	1	1	-	-	-		• Spacer sleeve	• Distanshylsa		3
25	941267-7	1	1	-	-	-		• Plug	• Plugg		2
26	955295-1	1	1	-	-	-		Screw	Skruv	2)	2
27	960141-0	1	1	-	-	-		Washer	Bricka	2)	2
☆ 28	3514627-3	1	1	-	-	-		Dipstick	Mätsticka	2) (1276624)	3
29	947114-5	1	1	-	-	-	IK	O-ring	O-ring	2)	2
30	1378114-1	1	1	-	-	-		Nipple	Nippel	3)	2
31	1266286-2	1	1	-	-	-		Oil filter	Oljefilter	3)	1

1) Engines B17A, B19ET, B21ET, B21FT and related parts are not listed in this catalogue. For the subject engines, please refer to the 240-260 SERIES 1979-1984 catalogue. / Motorer B17A,B19ET,B21ET,B21FT och tillhörande detaljer redovisas ej i denna katalog. Vid behov hänvisas till reservdelskatalog 240-260 SERIES 1979-1984.
2) Not included in complete cylinder block. / Ingår ej i cylinderblock komplett.
3) Included in complete cylinder block. / Ingår i cylinderblock komplett.

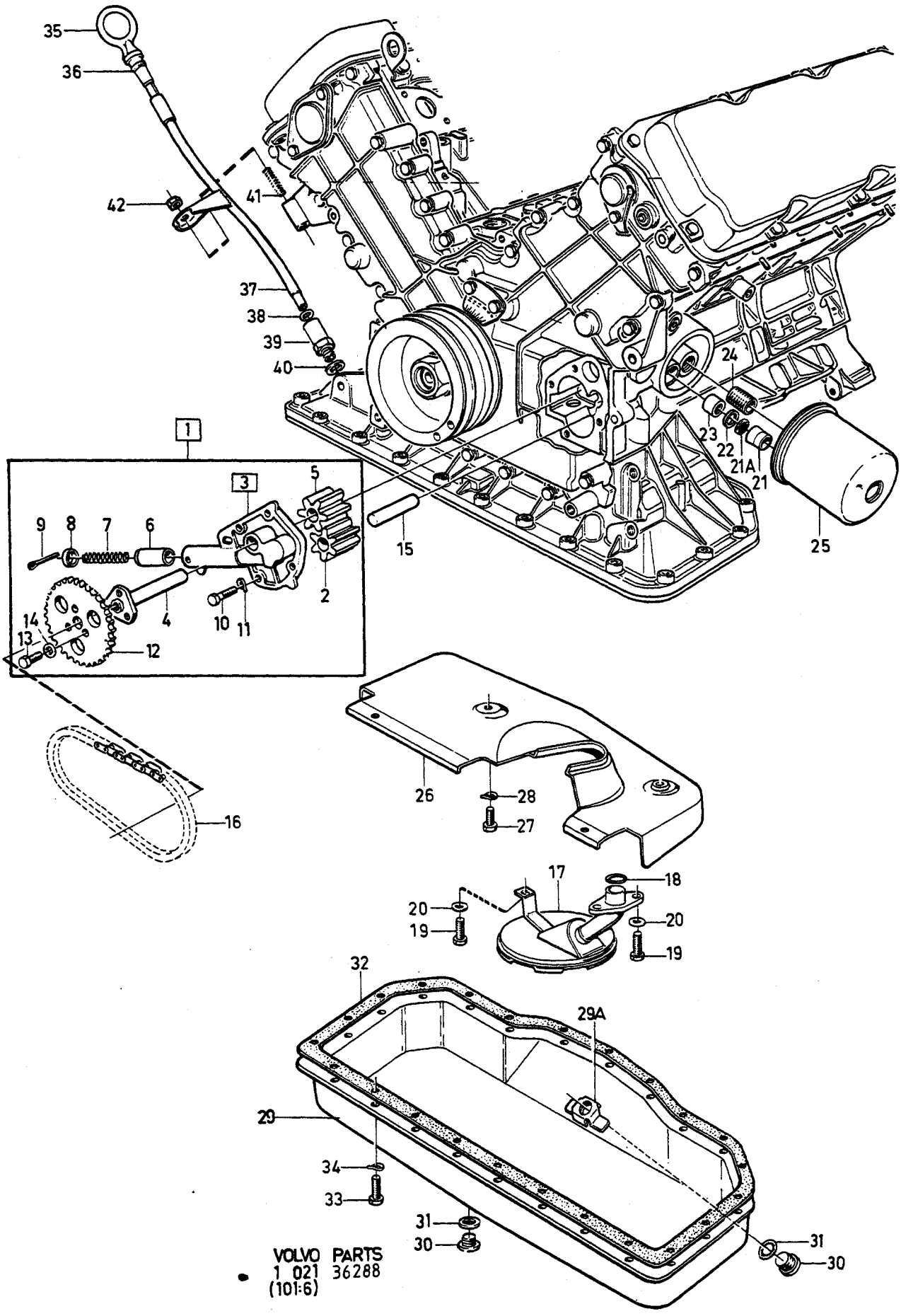

VOLVO PARTS
1 021 36288
(101:6)

A B C D E

LUBRICATING SYSTEM SMÖRJSYSTEM

Group Grupp 22

Page Sida 167

B28E

Fig	Part No. Artikel nr	Quantity /Antal A	B	C	D	E	PS	Description	Benämning	Notes Anmärkning	SR
1	275585-8	1	-	-	-	-		Oil pump kit	Oljepumpsats		2
2		1	-	-	-	-	KN	•Gear	•Kugghjul	1)	
3		1	-	-	-	-	KN	•Cover	•Lock	1)	
4		1	-	-	-	-	KN	••Shaft	••Axel		
5		1	-	-	-	-	KN	••Gear	••Kugghjul		
6	247414-6	1	-	-	-	-		••Valve piston	••Ventilkolv		3
7	245573-1	1	-	-	-	-	IK	••Spring	••Fjäder		3
8	1218049-3	1	-	-	-	-	IK	••Retainer	••Hållare		2
9	907864-3	1	-	-	-	-	IK	••Split pin	••Saxpinne		2
10	946480-1	4	-	-	-	-	IK	•Screw	•Skruv	1)	2
11	946599-8	4	-	-	-	-	IK	•Spring washer	•Fjäderbricka	1)	2
12	245154-0	1	-	-	-	-	IK	•Sprocket	•Kedjedrev	1)	3
13	955269-6	3	-	-	-	-	IK	•Screw	•Skruv	1)	2
14	955892-5	3	-	-	-	-	IK	•Washer	•Bricka	1)	2
15		1	-	-	-	-	NS	Shaft	Axel	1)	
16		1	-	-	-	-		Chain	Kedja	SEE 21•143	
17	245484-1	1	-	-	-	-		Oil strainer	Oljesil		3
18	947386-9	1	-	-	-	-	IK	O-ring	O-ring		2
19	946515-4	3	-	-	-	-		Screw	Skruv		2
20	946599-8	3	-	-	-	-		Spring washer	Fjäderbricka		2
21	1218055-0	1	-	-	-	-		Stop	Stopp		2
21a	1218175-6	1	-	-	-	-		Filter	Filter		1
22	1218054-3	1	-	-	-	-	IK	Gasket	Packning		2
23	1218056-8	1	-	-	-	-		Valve	Ventil		2
24	1218076-6	1	-	-	-	-		Nipple	Nippel		3
25	1266286-2	1	-	-	-	-		Oil filter	Oljefilter		1
26	247527-5	1	-	-	-	-		Baffle plate	Skvalpplåt	(247440)	5
27	946515-4	3	-	-	-	-		Screw	Skruv		2
28	946599-8	3	-	-	-	-		Spring washer	Fjäderbricka		2
29	1218100-4	1	-	-	-	-		Sump	Oljesump		4
29a	1218186-3	1	-	-	-	-		•Nut	•Mutter		2
30	1218114-5	1	-	-	-	-		•Plug	•Propp		1
31	11996-6	1	-	-	-	-	IK	•Gasket	•Packning		1
32	3514109-2	1	-	-	-	-	IK	Gasket	Packning	(245345)	1
33	946515-4	23	-	-	-	-		Screw	Skruv		2
34	946599-8	23	-	-	-	-		Spring washer	Fjäderbricka		2
35	464809-3	1	-	-	-	-		Dipstick	Mätsticka		3
36	947114-5	1	-	-	-	-		O-ring	O-ring	(955972)	2
37	464811-9	1	-	-	-	-		Pipe	Rör		3
38	960162-6	1	-	-	-	-		O-ring	O-ring		2
39	269834-8	1	-	-	-	-		Fitting	Förskruvning		3
40	18671-8	1	-	-	-	-		Gasket	Packning		2
41	947412-3	1	-	-	-	-		Stud	Pinnskruv	(1218277)	2
42	949496-4	1	-	-	-	-		Nut	Mutter		2

1) Included in complete cylinder block. / Ingår i cylinderblock komplett.

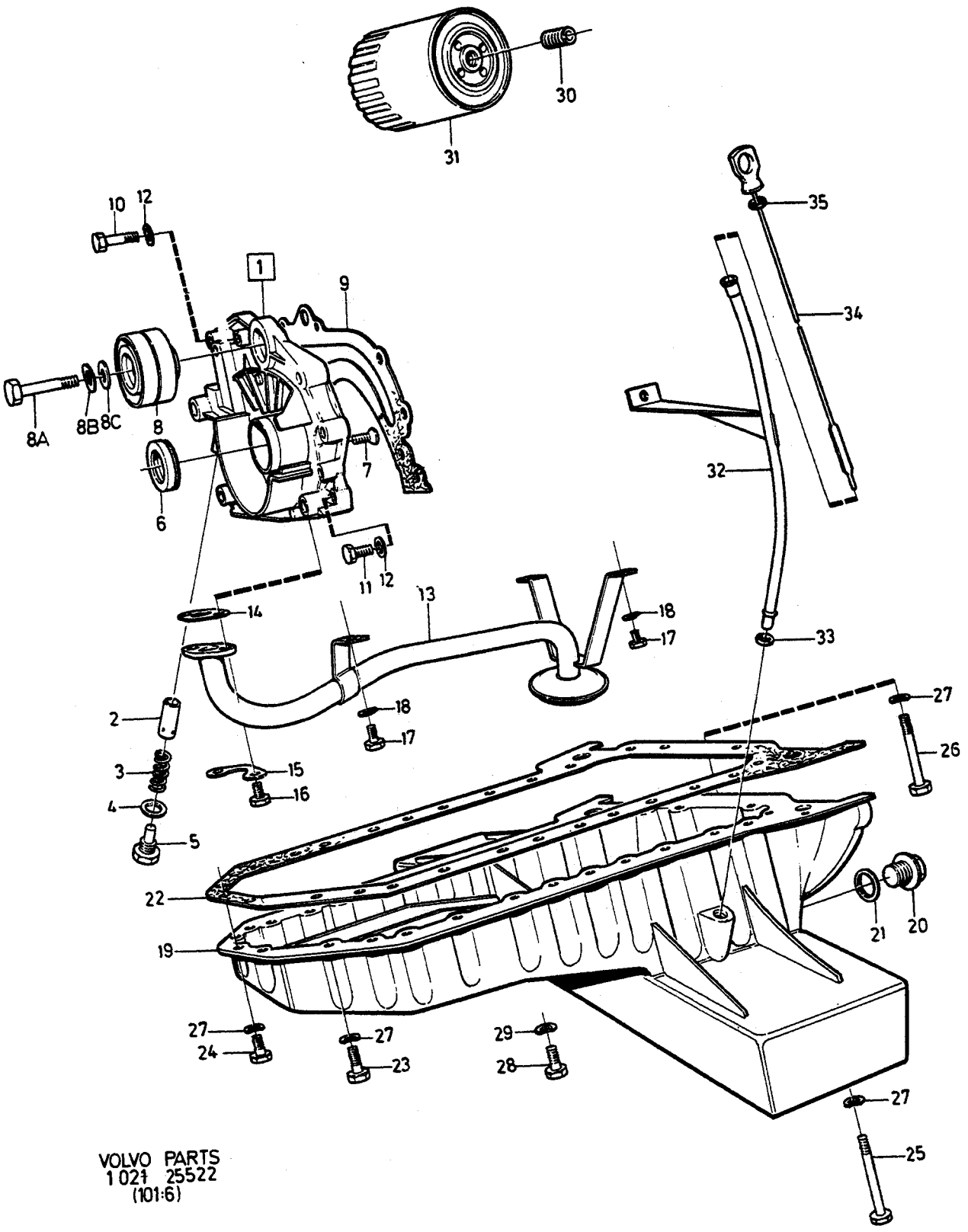

VOLVO PARTS
1021 25522
(101:6)

A
B
C
D
E

LUBRICATING SYSTEM — SMÖRJSYSTEM

Group / Grupp 22

Page / Sida 169

D24

Fig	Part No. Artikel nr	Quantity /Antal A	B	C	D	E	PS	Description	Benämning	Notes Anmärkning	SR
1	*(1257111)*	1	-	-	-	-	SP	Oil pump	Oljepump	ENG -CW 132125	2
										REPL 1 PCS 1328977-2, 1 PCS 1328333-8	
	1328977-2	1	-	-	-	-		Oil pump	Oljepump	ENG CW 132126-	2
2	1257114-7	1	-	-	-	-		•Piston	•Kolv	ENG -CW 132125	3
	1328239-7	1	-	-	-	-		•Piston	•Kolv	ENG CW 132126-	3
3	1257115-4	1	-	-	-	-		•Spring	•Fjäder	ENG -CW 132125	3
	1328240-5	1	-	-	-	-		•Spring	•Fjäder	ENG CW 132126-	3
4	957181-1	1	-	-	-	-	IK	•Gasket	•Packning	ENG -CW 132125	2
	18677-5	1	-	-	-	-		•Gasket	•Packning	ENG CW 132126-	2
5	1257116-2	1	-	-	-	-		•Plug	•Propp	ENG -CW 132125	3
	1328241-3	1	-	-	-	-		•Plug	•Propp	ENG CW 132126-	3
6	1257113-9	1	-	-	-	-	IK	•Sealing ring	•Tätningsring		2
7	956204-2	6	-	-	-	-		•Screw	•Skruv		2
8	1257120-4	1	-	-	-	-		•Idler pulley	•Brytrulle		4
8a	1257608-8	1	-	-	-	-		•Screw	•Skruv		2
8b	941906-0	1	-	-	-	-		•Spring washer	•Fjäderbricka		2
8c	960140-2	1	-	-	-	-		•Washer	•Bricka	(960139)	2
9	3507028-3	1	-	-	-	-	IK	Gasket	Packning	(1257121)	2
10	955275-3	1	-	-	-	-		Screw	Skruv	M6 X 32	2
11	955273-8	2	-	-	-	-		Screw	Skruv	M6 X 22	2
12	941906-0	3	-	-	-	-		Spring washer	Fjäderbricka		2
13	1257123-8	1	-	-	-	-		Pipe	Rör		3
14	3507029-1	1	-	-	-	-	IK	Gasket	Packning	(1257131)	2
15	1257132-9	1	-	-	-	-		Striker plate	Låsbleck		2
16	955272-0	2	-	-	-	-		Screw	Skruv		2
17	955268-8	3	-	-	-	-		Screw	Skruv		2
18	941906-0	3	-	-	-	-		Spring washer	Fjäderbricka		2
19	1257645-0	1	-	-	-	-		Sump	Oljesump		4
20	1257107-1	1	-	-	-	-		•Plug	•Propp		1
21	1257382-0	1	-	-	-	-	IK	•Gasket	•Packning		1
22	3507025-9	1	-	-	-	-	IK	Gasket	Packning		1
23	1257380-4	24	-	-	-	-		Screw	Skruv	M6 X 18	2
24	1257381-2	1	-	-	-	-		Screw	Skruv	M6 X 28	2
25	955283-7	1	-	-	-	-		Screw	Skruv	M6 X 75	2
26	955286-0	1	-	-	-	-		Screw	Skruv	M6 X 100	2
27	941906-0	27	-	-	-	-		Spring washer	Fjäderbricka		2
28	955295-1	2	-	-	-	-		Screw	Skruv	M8 X 20	2
29	941907-8	2	-	-	-	-		Spring washer	Fjäderbricka		2
30		1	-	-	-	-		Nipple	Nippel	SEE 21-151	
31	1257492-7	1	-	-	-	-		Oil filter	Oljefilter		1
32	1257556-9	1	-	-	-	-		Pipe	Rör		3
33	960162-6	1	-	-	-	-		O-ring	O-ring		2
34	1257134-5	1	-	-	-	-		Dipstick	Mätsticka		3
35	947114-5	1	-	-	-	-		O-ring	O-ring	(955972)	2

A
B
C
D
E

SUB GROUP
FUEL SYSTEM

UNDERGRUPP
BRÄNSLESYSTEM

Group
Grupp
23

Page
Sida
171

1)

Fig	Part No. Artikel nr	Quantity /Antal A	B	C	D	E	PS	Description	Benämning	Notes Anmärkning	SR
								Fuel system	Bränslesystem		
		-	-	-	-	-		•B230A	•B230A	SEE 23•173	
		-	-	-	-	-		•B200K	•B200K	SEE 23•175	
		-	-	-	-	-		•B230K	•B230K	SEE 23•179	
		-	-	-	-	-		•B200E, B230E	•B200E, B230E	SEE 23•181	
		-	-	-	-	-		•B230F	•B230F	SEE 23•183	
		-	-	-	-	-		•B28E	•B28E	SEE 23•185	
		-	-	-	-	-		•D24	•D24	SEE 23•187	
								Fuel pressure pipes with fittings	Bränslefördelningsrör med monteringsdetaljer		
		-	-	-	-	-		•B230F	•B230F	SEE 23•189	
								Control slide with fittings	Reglerslid med monteringsdetaljer		
		-	-	-	-	-		•B230F	•B230F		
								Injector with engine fuel pipes and fuel filter	Insprutare med bränslerör motor, bränslefilter		
		-	-	-	-	-		•B200E, B230E	•B200E, B230E	SEE 23•211	
		-	-	-	-	-		•B28E	•B28E	SEE 23•213	
		-	-	-	-	-		•D24	•D24	SEE 23•215	
								Air cleaner	Luftfilter		
		-	-	-	-	-		•B230A	•B230A	SEE 23•219	
		-	-	-	-	-		•B200K, B230K	•B200K, B230K	SEE 23•221	
		-	-	-	-	-		•B200E, B230E, B230F	•B200E, B230E, B230F	SEE 23•225	
		-	-	-	-	-		•B28E	•B28E	SEE 23•227	
		-	-	-	-	-		•D24	•D24	SEE 23•229	
								Fuel pump with fittings	Bränslepump med monteringsdetaljer		
		-	-	-	-	-		•B230A, B200K, B230K	•B230A, B200K, B230K	SEE 23•231	
		-	-	-	-	-		•B200E, B230E, B28E	•B200E, B230E, B28E	SEE 23•233	
		-	-	-	-	-		•B230F	•B230F	SEE 23•235	
		-	-	-	-	-		Fuel tank and connecting parts	Bränsletank och anslutningsdetaljer	SEE 23•239	
		-	-	-	-	-		Balancing system for fuel tanks	Utjämningssystem för bränsletank	SEE 23•241	
								Fuel pipes from tank to engine	Bränsleledningar från tank till motor		
		-	-	-	-	-		•B230A, B200K, B230K, D24	•B230A, B200K, B230K, D24	SEE 23•243	
		-	-	-	-	-		•B200E, B230E, B230F, B28E	•B200E, B230E, B230F, B28E	SEE 23•245	
		-	-	-	-	-		Carbon filter with fittings	Kolfilter med monterings- detaljer	SEE 23•247	
		-	-	-	-	-		Repair kits fuel pump volumeter	Reparationssats bränslepump mängdmätare	SEE 23•249	

1) Engines B17A, B19ET, B21ET, B21FT and related parts are not listed in this catalogue. For the subject engines, please refer to the 240-260 SERIES 1979-1984 catalogue. / Motorer B17A,B19ET,B21ET,B21FT och tillhörande detaljer redovisas ej i denna katalog. Vid behov hänvisas till reservdelskatalog 240-260 SERIES 1979-1984.



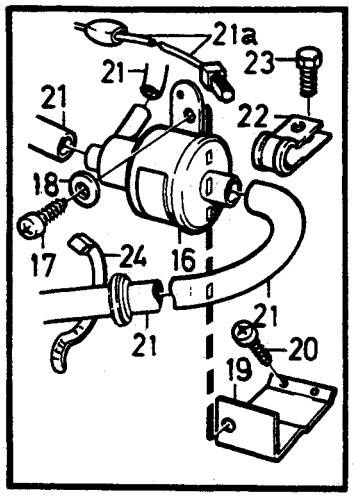

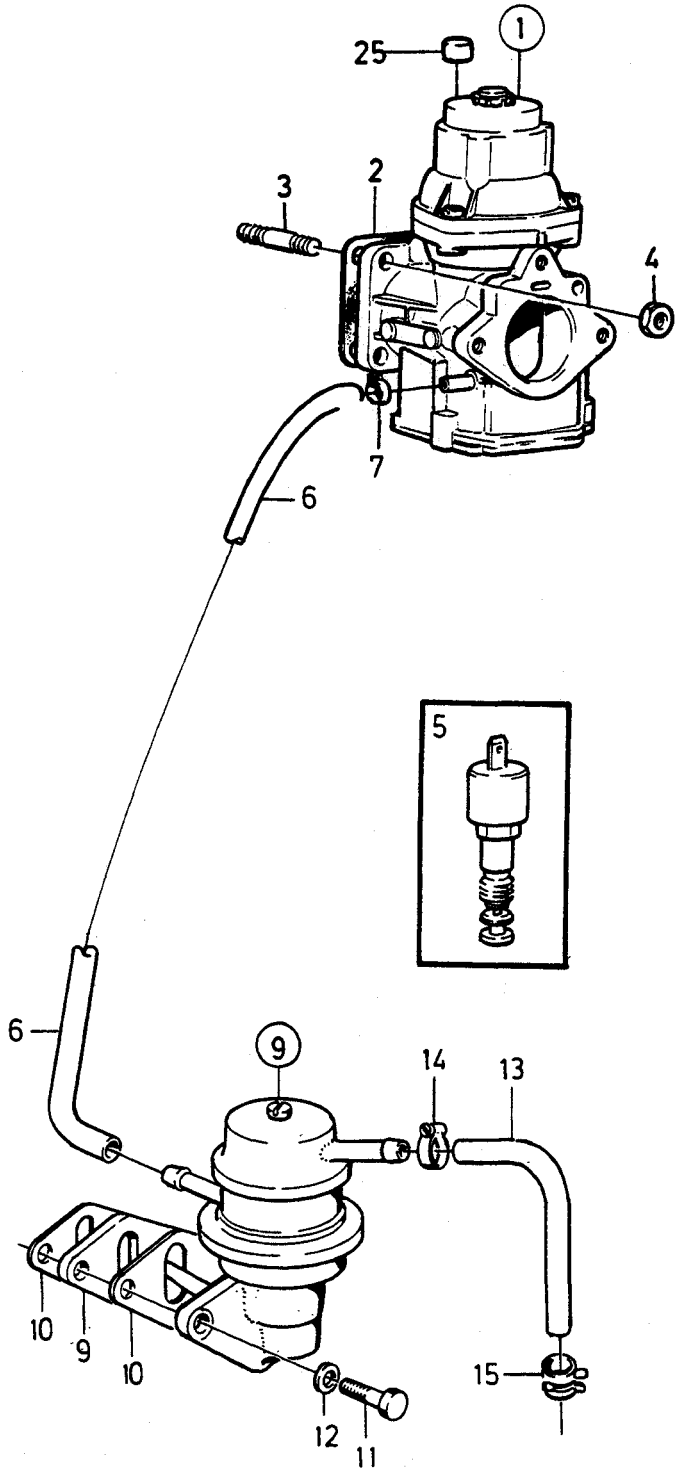

VOLVO
Genuine Parts
PV 230 44163

A
B
C
D
E

FUEL SYSTEM — BRÄNSLESYSTEM

Group / Grupp 23

Page / Sida 173

B230A

Fig	Part No. Artikel nr	Quantity /Antal A	B	C	D	E	PS	Description	Benämning	Notes Anmärkning	SR
1	1317826-4	1	-	-	-	-		Carburettor	Förgasare	B230A 499854-499857	3
	1317665-6	1	-	-	-	-		Carburettor	Förgasare	B230A 499934,499935	3
		-	-	-	-	-		•SEE 23•191	•SEE 23•191		
2	3501513-0	1	-	-	-	-	IK	Gasket	Packning	(1269041)	2
☆	3501514-8	1	-	-	-	-		Insulating flange	Isolerfläns	1)	3
3		4	-	-	-	-		Stud	Pinnskruv	SEE 25•253	
☆ 4	968862-3	4	-	-	-	-		Flange nut	Flänsmutter	(955782)	8
5	1336381-7	1	-	-	-	-		Solenoid valve	Magnetventil		2
6	1266870-3	X	-	-	-	-		Hose	Slang	LG 280 mm	2
7	945650-0	1	-	-	-	-		Hose clamp	Slangklamma		2
8		-	-	-	-	-		Fuel pump	Bränslepump	SEE 23•231	
9	463391-3	1	-	-	-	-		Spacer	Mellanlägg		2
☆ 10	3514628-1	2	-	-	-	-	IK	Gasket	Packning	(3501530)	2
11	940142-3	2	-	-	-	-		Screw	Skruv		2
12	941907-8	2	-	-	-	-		Spring washer	Fjäderbricka		2
13	1266500-6	X	-	-	-	-		Fuel hose	Bränsleslang	LG 400 mm	2
☆ 14	943469-7	1	-	-	-	-		Hose clamp	Slangklamma	(945652)	2
15	1321719-5	1	-	-	-	-		Clamp	Klamma		2
16	1389392-0	1	-	-	-	-		Valve	Ventil		2
☆ 17	969278-1	1	-	-	-	-		Screw	Skruv	(955318)	2
18	955946-9	1	-	-	-	-		Lock washer	Låsbricka		2
19	1229284-3	1	-	-	-	-		Bracket	Konsol	R.H.D	4
☆ 20	969278-1	X	-	-	-	-		Screw	Skruv	(955318)	2
21	944075-1	X	-	-	-	-		Rubber hose	Gummislang		2
21a	1307487-7	1	-	-	-	-		Electric cable	Elledning		3
22	952629-4	1	-	-	-	-		Clamp	Klamma		2
23	947243-2	1	-	-	-	-		Screw	Skruv		2
24	948211-8	X	-	-	-	-		Strip clamp	Bandklamma		2
25	1346125-6	1	-	-	-	-		Plug	Plugg		2

1) Service alternative. / Service alternativ.

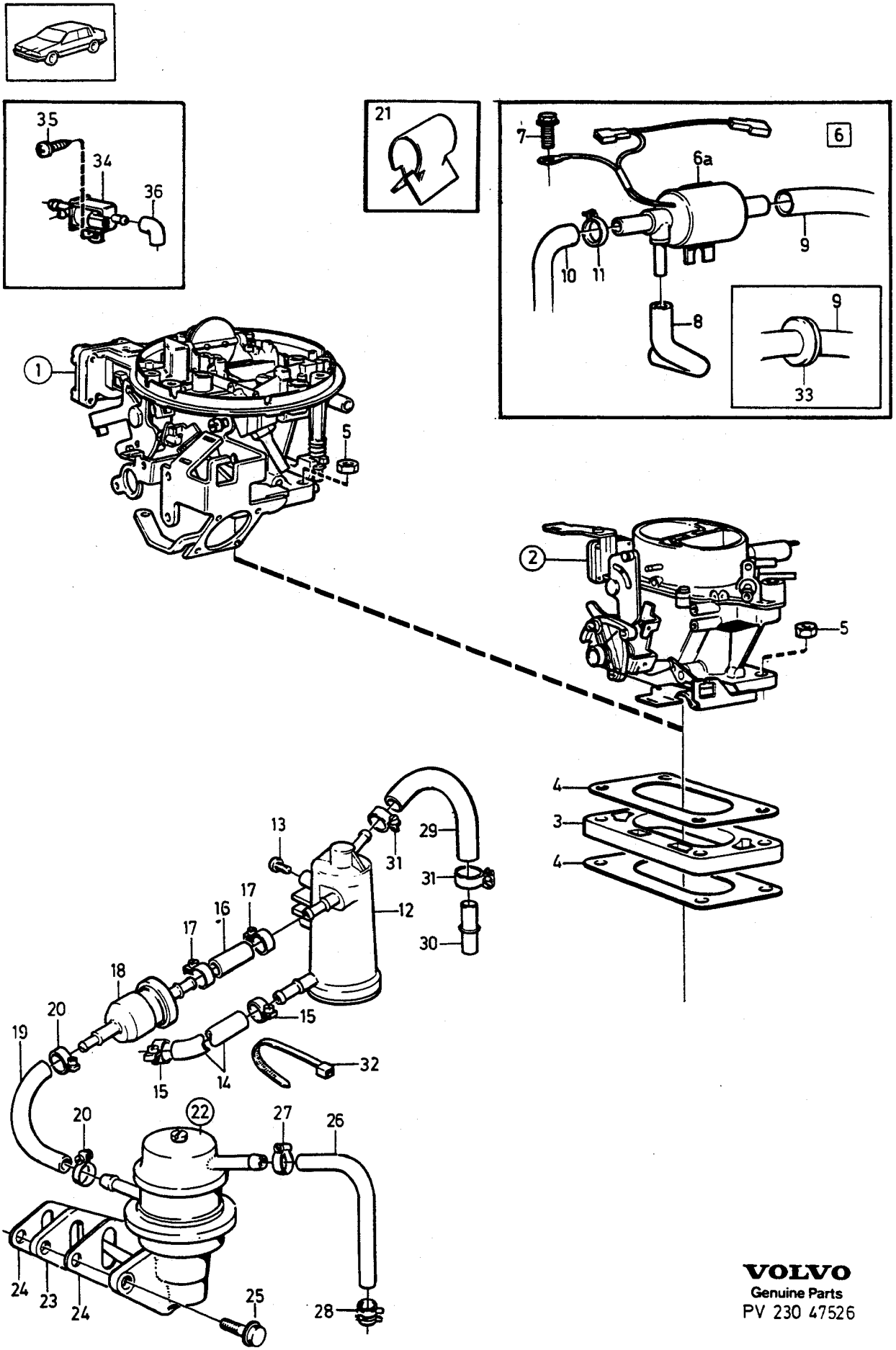

VOLVO
Genuine Parts
PV 230 47526

A
B
C
D
E

FUEL SYSTEM — BRÄNSLESYSTEM

Group / Grupp 23

Page / Sida 175

B200K

Fig	Part No. Artikel nr	Quantity /Antal A	B	C	D	E	PS	Description	Benämning	Notes Anmärkning	SR
1	*(1336012)*	1	-	-	-	-	SP	Carburettor	Förgasare	E.G.R	3
		-	-	-	-	-		•SEE 23•195	•SEE 23•195	REPL 1 PCS 1378304-8.	
	1378304-8	1	-	-	-	-		Carburettor	Förgasare	E.G.R	3
		-	-	-	-	-		•SEE 23•195	•SEE 23•195		
	1326407-2	1	-	-	-	-		Carburettor	Förgasare	W/O E.G.R	3
		-	-	-	-	-		•SEE 23•195	•SEE 23•195		
	3501474-5	1	-	-	-	-		Carburettor	Förgasare	B200K 1289182, 1289184	3
		-	-	-	-	-		•SEE 23•195	•SEE 23•195		
2	1357349-8	1	-	-	-	-		Carburettor	Förgasare	B200K 499850,499851, 499946	3
		-	-	-	-	-		•SEE 23•203	•SEE 23•203		
3	1326410-6	1	-	-	-	-		Intermediate section	Mellanstycke		4
4	3501510-6	2	-	-	-	-	IK	Gasket	Packning	(1332655)	2
5	945407-5	4	-	-	-	-		Flange nut	Flänsmutter		2
6		-	-	-	-	-		Starter valve with fittings	Startventil med monteringsdetaljer	B200K 499850, 499851, 499946	
6a	1389391-2	1	-	-	-	-		•Starter valve	•Startventil		2
7	948745-5	1	-	-	-	-		•Screw	•Skruv		2
8	1336664-6	1	-	-	-	-		•Hose	•Slang		2
9	944075-1	X	-	-	-	-		•Rubber hose	•Gummislang		2
10	1357157-5	1	-	-	-	-		•Hose	•Slang		3
☆ 11	943469-7	1	-	-	-	-		•Hose clamp	•Slangklamma	(945652)	2
12	1357382-9	1	-	-	-	-		Vapour separator	Ångavskiljare	-1986	3
☆	3531189-3	1	-	-	-	-		Vapour separator	Ångavskiljare	1987 (1389909)	3
13	955126-8	2	-	-	-	-		Screw	Skruv		2
14	1266870-3	X	-	-	-	-		Hose	Slang		2
☆ 15	975269-2	2	-	-	-	-		Hose clamp	Slangklämma	(945650)	2
16	1266870-3	X	-	-	-	-		Hose	Slang		2
☆ 17	975269-2	2	-	-	-	-		Hose clamp	Slangklämma	(945650)	2
18	464728-5	1	-	-	-	-		Filter	Filter	(1576741)	1
19	1266870-3	X	-	-	-	-		Hose	Slang		2
☆ 20	975269-2	2	-	-	-	-		Hose clamp	Slangklämma	(945650)	2
21	1357847-1	1	-	-	-	-		Clip	Clips		3
22		-	-	-	-	-		Fuel pump	Bränslepump	SEE 23•231	
23	463391-3	1	-	-	-	-		Spacer	Mellanlägg		2
☆ 24	3514628-1	2	-	-	-	-	IK	Gasket	Packning	(3501530)	2
25	946671-5	2	-	-	-	-		Flange screw	Flänsskruv		2
26	1266500-6	X	-	-	-	-		Fuel hose	Bränsleslang	LG 400 mm	2
☆ 27	943469-7	1	-	-	-	-		Hose clamp	Slangklamma	(945652)	2
28	1321719-5	1	-	-	-	-		Clamp	Klamma		2
29	1266870-3	X	-	-	-	-		Hose	Slang	LG 110 mm	2
30	1328101-9	1	-	-	-	-		Nipple	Nippel		2
☆ 31	975269-2	3	-	-	-	-		Hose clamp	Slangklämma	(945650)	2
32	948211-8	X	-	-	-	-		Strip clamp	Bandklamma	LG 45 mm	2
	949668-8	1	-	-	-	-		Strip clamp	Bandklamma	LG 100 mm	2
☆ 33	1367979-0	1	-	-	-	-		Rubber bushing	Gummibussning		2

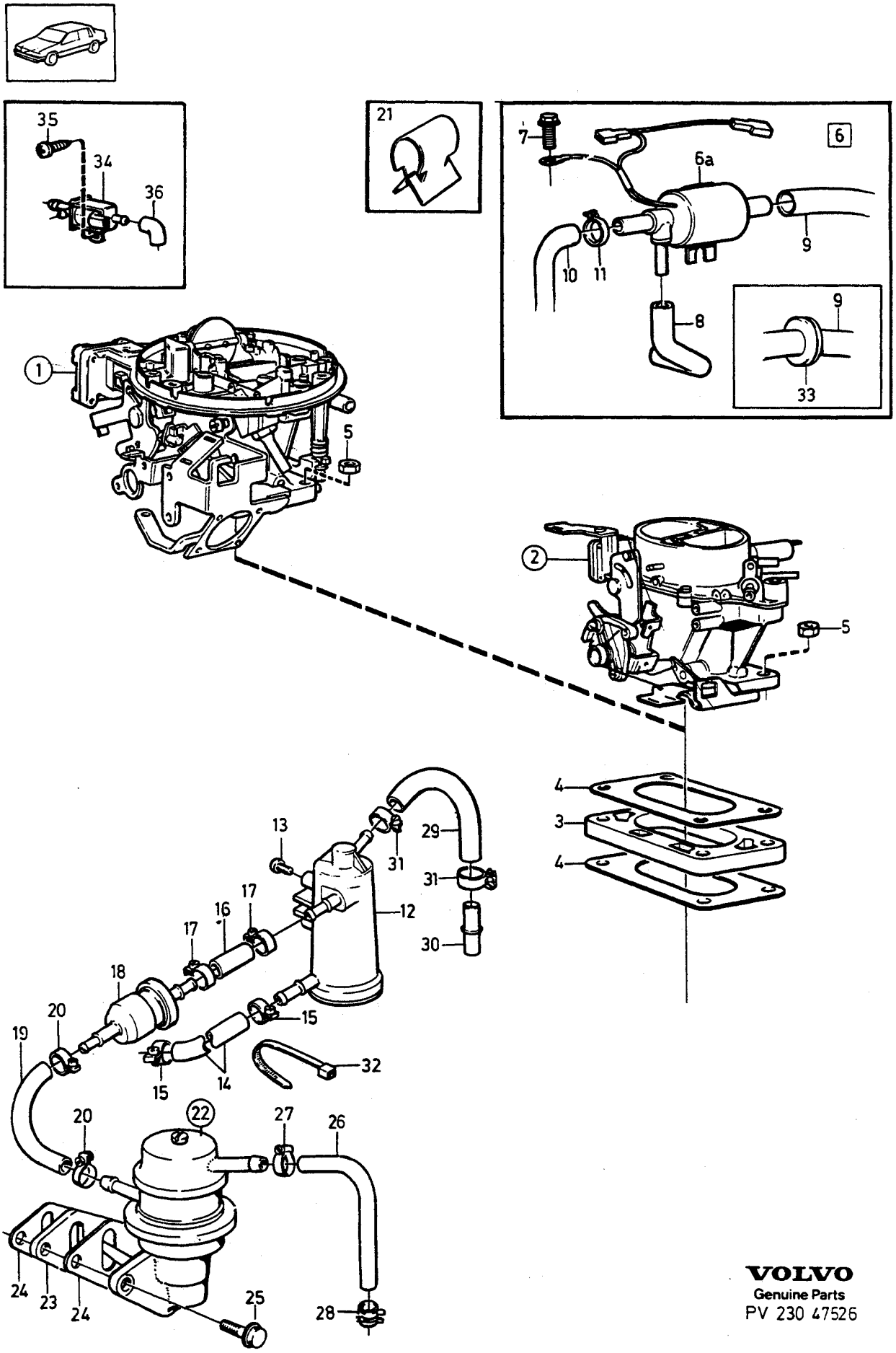

VOLVO
Genuine Parts
PV 230 47526

A
B
C
D
E

FUEL SYSTEM — BRÄNSLESYSTEM

Group / Grupp 23

Page / Sida 177

B200K

Fig	Part No. / Artikel nr	Quantity /Antal A	B	C	D	E	PS	Description	Benämning	Notes / Anmärkning	SR
34	1357259-9	1	-	-	-	-		Solenoid valve	Magnetventil		2
☆ 35	969278-1	1	-	-	-	-		Screw	Skruv	(955318)	2
36	1332455-3	1	-	-	-	-		Coupling piece	Kopplingsstycke		2



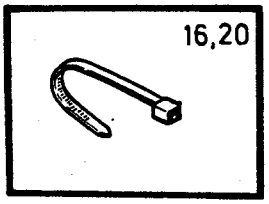

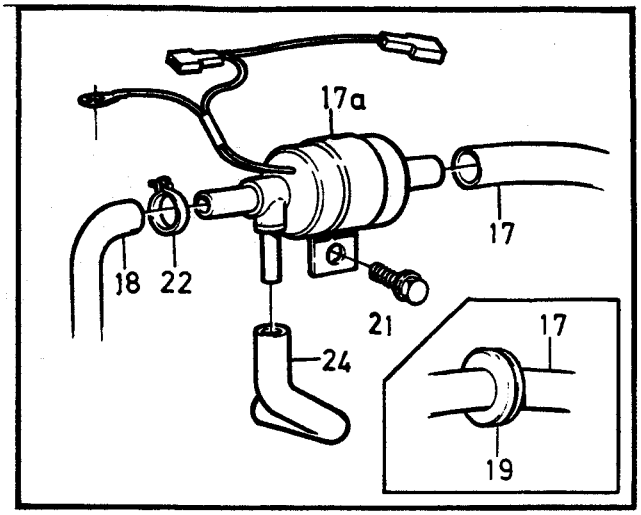

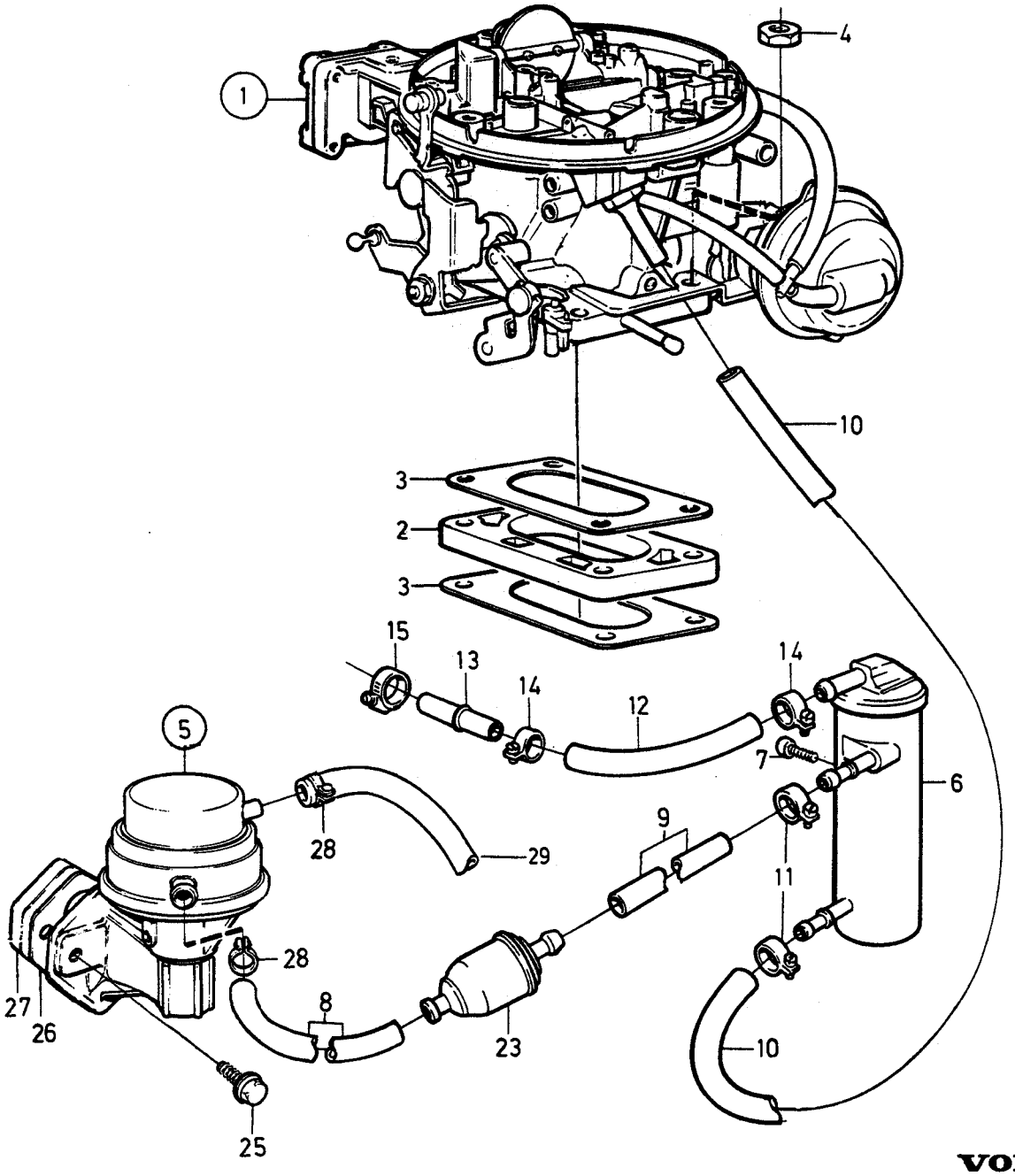

VOLVO
Genuine Parts
230 46896

A
B
C
D
E

FUEL SYSTEM — BRÄNSLESYSTEM

Group / Grupp: 23

Page / Sida: 179

B230K

Fig	Part No. / Artikel nr	Quantity / Antal A	B	C	D	E	PS	Description	Benämning	Notes / Anmärkning	SR
1	1357638-4	1	-	-	-	-		Carburettor	Förgasare	MAN.TRANS	3
		-	-	-	-	-		•SEE 23•199	•SEE 23•199		
	1357639-2	1	-	-	-	-		Carburettor	Förgasare	AUTO.TRANS	3
		-	-	-	-	-		•SEE 23•199	•SEE 23•199		
2	1326410-6	1	-	-	-	-		Intermediate section	Mellanstycke		4
3	3501510-6	2	-	-	-	-		Gasket	Packning	(1332655)	2
4	945407-5	4	-	-	-	-		Flange nut	Flänsmutter		2
5		1	-	-	-	-		Fuel pump	Bränslepump	SEE 23•231	
☆ 6	3531189-3	1	-	-	-	-		Vapour separator	Ångavskiljare	(1389909)	3
7	955126-8	2	-	-	-	-		Screw	Skruv		2
8	1266870-3	X	-	-	-	-		Hose	Slang		2
9	1266870-3	X	-	-	-	-		Hose	Slang		2
10	1266870-3	X	-	-	-	-		Hose	Slang		2
☆ 11	975269-2	2	-	-	-	-		Hose clamp	Slangklämma	(945650)	2
12	1266870-3	X	-	-	-	-		Hose	Slang		2
13	1328101-9	1	-	-	-	-		Nipple	Nippel		3
☆ 14	975269-2	2	-	-	-	-		Hose clamp	Slangklämma	(945650)	2
15	1321718-7	2	-	-	-	-		Clamp	Klamma		2
16	948211-8	1	-	-	-	-		Strip clamp	Bandklamma		2
17	944075-1	X	-	-	-	-		Rubber hose	Gummislang	LG 1550 mm	2
17a		1	-	-	-	-	NS	Starter valve	Startventil		
18	944075-1	X	-	-	-	-		Rubber hose	Gummislang		2
19	941269-3	1	-	-	-	-		Rubber bushing	Gummibussning		2
20	948211-8	1	-	-	-	-		Strip clamp	Bandklamma		2
21	947243-2	1	-	-	-	-		Screw	Skruv		2
22	952629-4	1	-	-	-	-		Clamp	Klamma		2
23	464728-5	1	-	-	-	-		Filter	Filter		1
24	1336664-6	1	-	-	-	-		Hose	Slang		2
25	946671-5	2	-	-	-	-		Flange screw	Flänsskruv		2
☆ 26	3514628-1	2	-	-	-	-		Gasket	Packning	(3501530)	2
27	463391-3	1	-	-	-	-		Spacer	Mellanlägg		2
☆ 28	975269-2	2	-	-	-	-		Hose clamp	Slangklämma	(945650)	2
29	1266500-6	X	-	-	-	-		Fuel hose	Bränsleslang		2

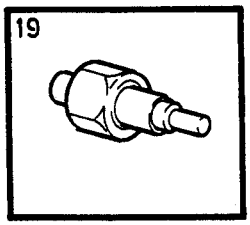

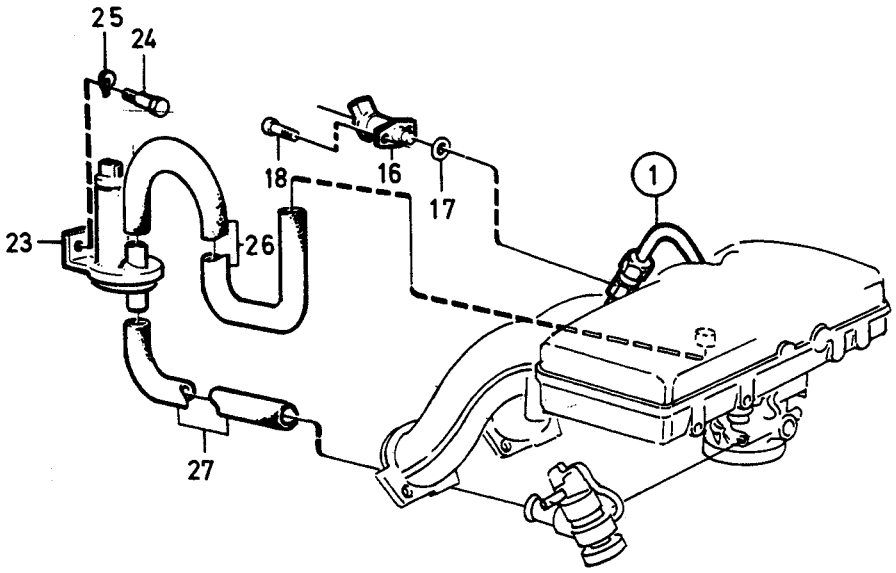

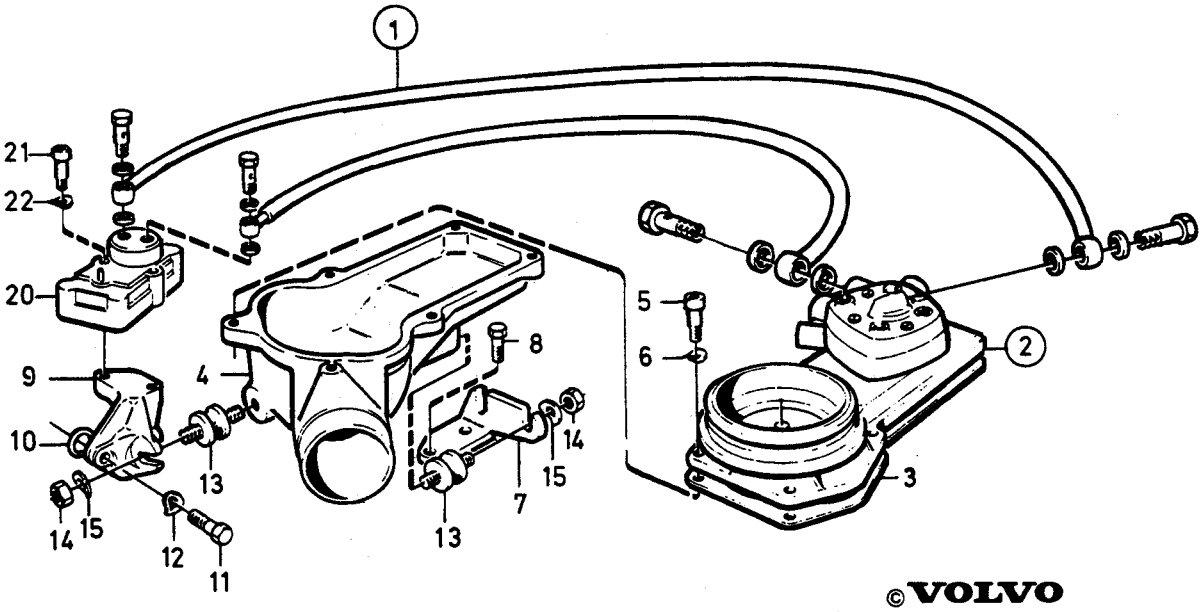

©VOLVO
Genuine Parts
PV 230 41626
(102:2)

A	B200E
B	B230E
C	
D	
E	

FUEL SYSTEM — BRÄNSLESYSTEM

Group / Grupp 23

Page / Sida 181

B200E, B230E

Fig	Part No. / Artikel nr	Quantity /Antal A	B	C	D	E	PS	Description	Benämning	Notes / Anmärkning	SR
1		-	-	-	-	-		Injectors	Insprutare	SEE 23-211	
		-	-	-	-	-		Fuel pipe engine	Bränslerör motor	SEE 23-211	
		-	-	-	-	-		Fuel filter	Bränslefilter	SEE 23-211	
2	*(1357446)*	1	-	-	-	-	SP	Volumeter	Mängdmätare	REPL 1 PCS 1357450-4, 1 PCS 1266808-3.	
		-	-	-	-	-		•SEE 23•207	•SEE 23•207		
	(1357447)	-	1	-	-	-	SP	Volumeter	Mängdmätare	E.G.R REPL 1 PCS 1357450-4, 1 PCS 1357451-2.	
		-	-	-	-	-		•SEE 23•207	•SEE 23•207		
	(1357591)	-	1	-	-	-	SP	Volumeter	Mängdmätare	W/O E.G.R REPL 1 PCS 1357450-4, 1 PCS 1357666-5.	
		-	-	-	-	-		•SEE 23•207	•SEE 23•207		
3	1378490-5	1	1	-	-	-	IK	Gasket	Packning		2
4	1276524-4	1	1	-	-	-		Lower section	Underdel		4
5	942247-8	6	6	-	-	-		Screw	Skruv	(940326)	2
6	941906-0	6	6	-	-	-		Spring washer	Fjäderbricka		2
7	1276367-8	1	1	-	-	-		Bracket	Konsol		3
8	955296-9	2	2	-	-	-		Screw	Skruv		2
9	1219090-6	1	1	-	-	-		Bracket	Konsol		4
10	956000-4	1	1	-	-	-	IK	O-ring	O-ring		2
11	940142-3	2	2	-	-	-		Screw	Skruv		2
12	941907-8	2	2	-	-	-		Spring washer	Fjäderbricka		2
13	463515-7	3	3	-	-	-		Rubber cushion	Gummikudde		3
☆ 14	968862-3	3	3	-	-	-		Flange nut	Flänsmutter	(955782)	8
15	955894-1	3	3	-	-	-		Washer	Bricka		2
☆ 16	3517065-3	1	1	-	-	-		Starter valve	Startventil	(1276498)	3
17	949761-1	1	1	-	-	-	IK	O-ring	O-ring		2
18	942000-1	2	2	-	-	-		Screw	Skruv		2
19	1219731-5	1	1	-	-	-		Thermo time sensor	Termotidgivare		3
20	463971-2	1	1	-	-	-		Control pressure valve	Styrtrycksventil		3
21	959207-2	2	2	-	-	-		Hex. socket screw	Insexskruv		2
22	941906-0	2	2	-	-	-		Spring washer	Fjäderbricka		2
23	1346476-3	1	1	-	-	-		Auxiliary air valve	Tillsatsluftventil	MAN.TRANS	3
	1346477-1	1	1	-	-	-		Auxiliary air valve	Tillsatsluftventil	AUTO.TRANS	3
24	942001-9	2	2	-	-	-		Screw	Skruv	(966802)	2
25	941906-0	2	2	-	-	-		Spring washer	Fjäderbricka		2
26	1306750-9	1	1	-	-	-		Hose	Slang		3
27	463804-5	1	1	-	-	-		Hose	Slang		3

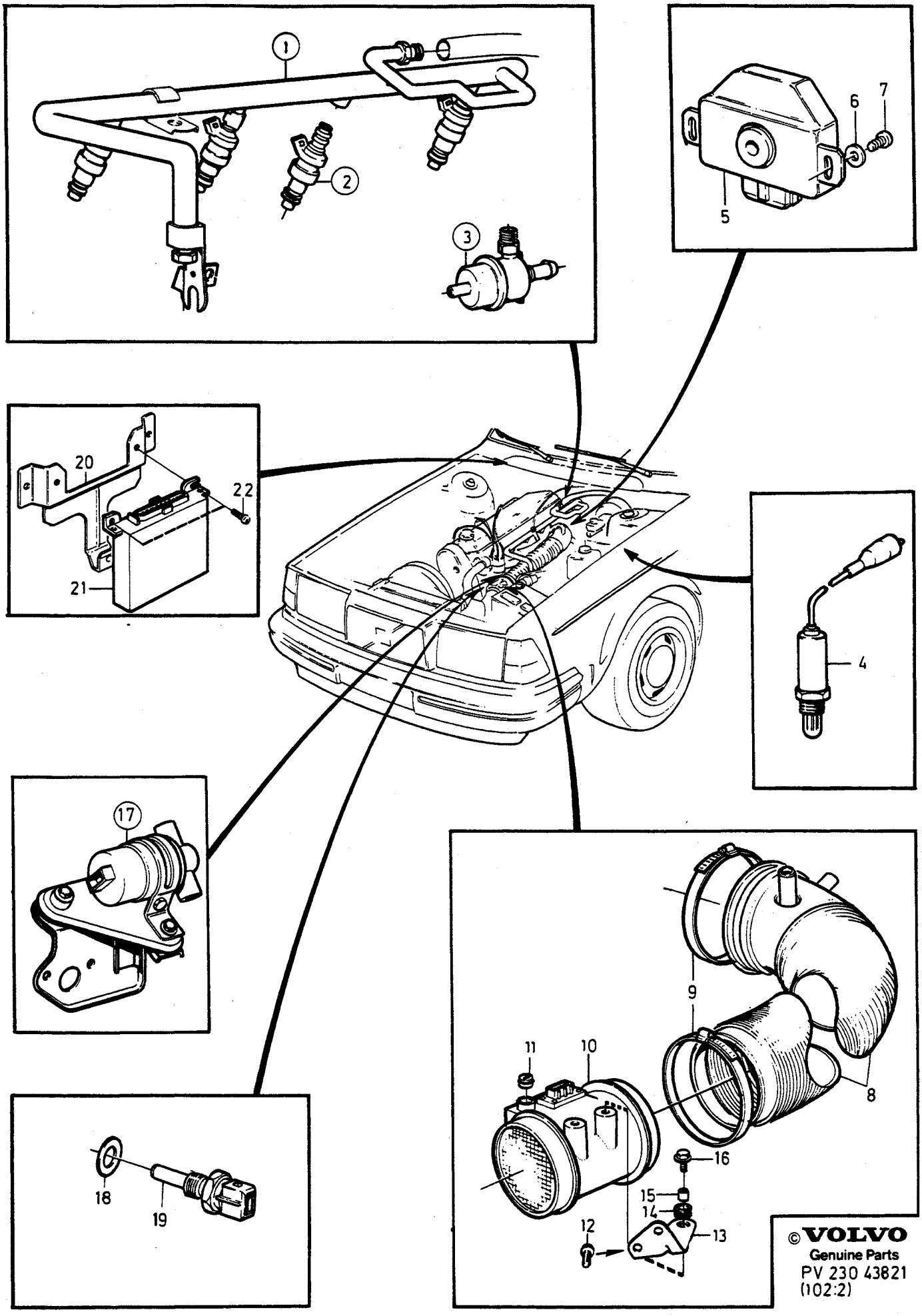

© VOLVO
Genuine Parts
PV 230 43821
(102:2)

A
B
C
D
E

FUEL SYSTEM — BRÄNSLESYSTEM

Group / Grupp 23

Page / Sida 183

B230F

Fig	Part No. Artikel nr	Quantity /Antal A	B	C	D	E	PS	Description	Benämning	Notes Anmärkning	SR
1		1	-	-	-	-		Fuel pipe	Bränslerör	SEE 23•189	
2		4	-	-	-	-		Injector	Insprutare	SEE 23•189	
3		1	-	-	-	-		Pressure regulator	Tryckregulator	SEE 23•189	
☆ 4	1346962-2	1	-	-	-	-		Lambda sond	Lambdasond		2
☆ 5	3517068-7	1	-	-	-	-		Shutter contact	Spjällkontakt	(1306938)	3
6	955891-7	2	-	-	-	-		Washer	Bricka		2
7	961235-9	2	-	-	-	-		Screw	Skruv		2
8	1367454-4	1	-	-	-	-		Fresh air hose	Friskluftslang	(1357655)	3
9	943480-4	2	-	-	-	-		Hose clamp	Slangklamma		2
10	1346645-3	1	-	-	-	-		Volumeter	Mängdmätare		3
11	1317751-4	1	-	-	-	-		•Plug	•Plugg		2
12	960862-1	2	-	-	-	-		Screw	Skruv		2
13	1317074-1	1	-	-	-	-		Bracket	Konsol		3
14	1317011-3	1	-	-	-	-		Bushing	Bussning		3
15	1317007-1	1	-	-	-	-		Spacer sleeve	Distanshylsa		3
16	948356-1	1	-	-	-	-		Flange screw	Flänsskruv		2
17		1	-	-	-	-		Control slide with fittings	Reglerslid med monterings-detaljer	SEE 28•381	
☆ 18	947282-0	1	-	-	-	-		Gasket	Packning		2
19	1332396-9	1	-	-	-	-		Temperature sensor	Temperaturgivare		3
20		1	-	-	-	-		Bracket	Konsol	SEE 28•381	
21		1	-	-	-	-		Control unit	Styrenhet	SEE 28•381	
22		2	-	-	-	-		Screw	Skruv	SEE 28•381	

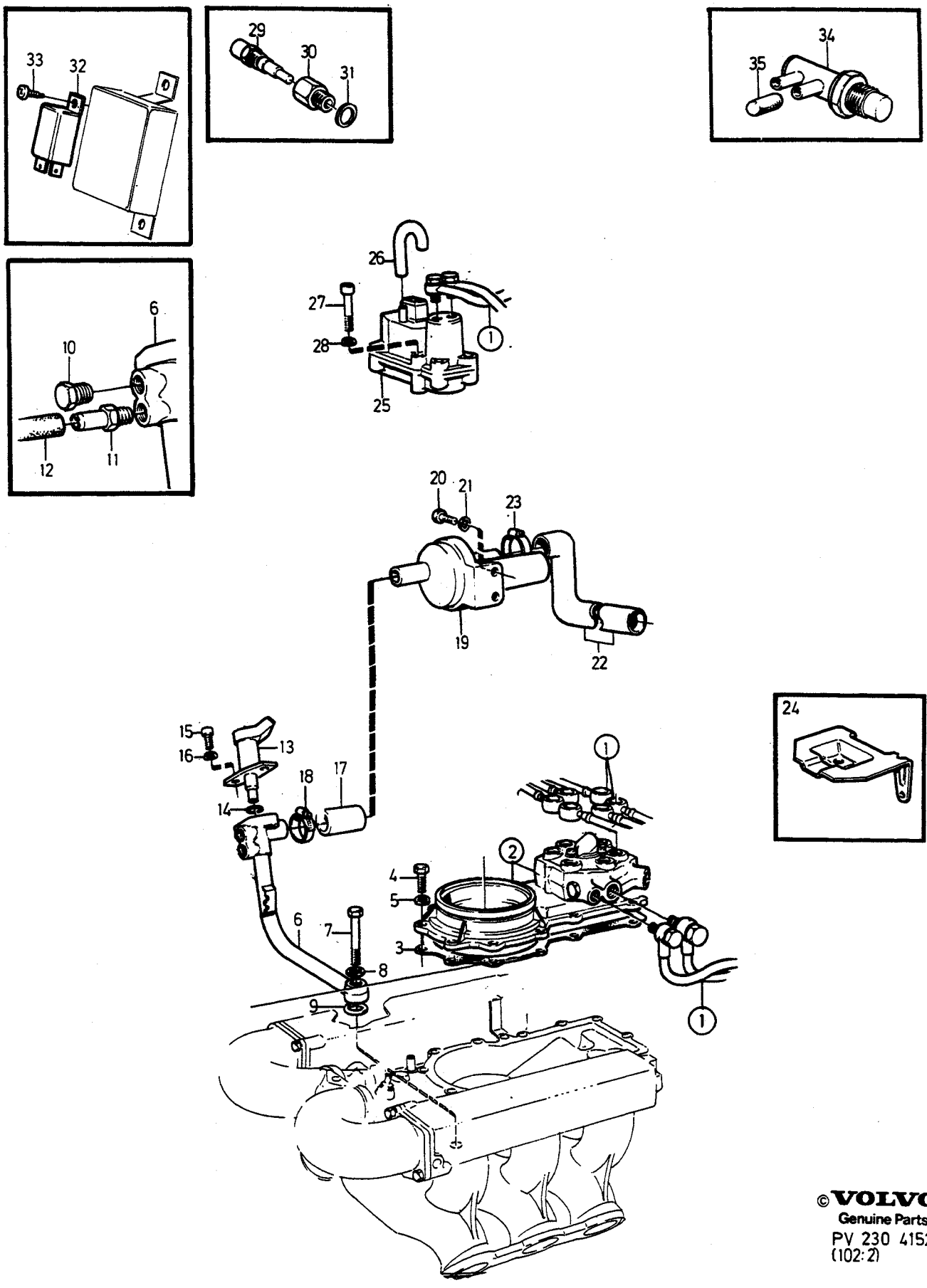

©VOLVO
Genuine Parts

A B C D E

FUEL SYSTEM — BRÄNSLESYSTEM

Group / Grupp 23

Page / Sida 185

B28E

Fig	Part No. Artikel nr	Quantity /Antal A	B	C	D	E	PS	Description	Benämning	Notes Anmärkning	SR
1		-	-	-	-	-		Fuel pipe	Bränsleledning	SEE 23•213	
2	*(1269194)*	1	-	-	-	-	SP	Volumeter	Mängdmätare	REPL 1 PCS 1269145-7, 1 PCS 1269332-1.	3
		-	-	-	-	-		•SEE 23•209	•SEE 23•209		
3	1218185-5	1	-	-	-	-	IK	Gasket	Packning	(269493)	2
4	942247-8	12	-	-	-	-		Screw	Skruv	(1269194)	2
5	941906-0	12	-	-	-	-		Spring washer	Fjäderbricka		2
6	1269327-1	1	-	-	-	-		Pipe	Rör		4
7	959214-8	1	-	-	-	-		Screw	Skruv		2
8	11991-7	1	-	-	-	-	IK	Seal	Tätning		2
9	269403-2	1	-	-	-	-	IK	O-ring	O-ring		2
10	191026-4	1	-	-	-	-		Plug	Propp	(952069) ALTER 1	2
11	1269187-9	1	-	-	-	-		Nipple	Nippel		3
12		1	-	-	-	-		Hose	Slang	SEE 23•247	
13	462865-7	1	-	-	-	-		Starter valve	Startventil		3
14	945214-5	1	-	-	-	-		O-ring	O-ring		2
15	942001-9	2	-	-	-	-		Screw	Skruv		2
16	941906-0	2	-	-	-	-		Spring washer	Fjäderbricka		2
17	1269818-9	1	-	-	-	-		Hose	Slang		3
18	943472-1	2	-	-	-	-		Hose clamp	Slangklamma		2
19	1269319-8	1	-	-	-	-		Auxiliary air valve	Tillsatsluftventil		3
20	942001-9	2	-	-	-	-		Screw	Skruv		2
21	941906-0	2	-	-	-	-		Spring washer	Fjäderbricka		2
22	1269852-8	1	-	-	-	-		Hose	Slang		3
23	943474-7	1	-	-	-	-		Hose clamp	Slangklamma		2
24	1269940-1	1	-	-	-	-		Protecting plate	Skyddsplåt		4
25	268937-0	1	-	-	-	-		Control pressure valve	Styrtrycksventil		3
26		1	-	-	-	-		Fuel hose	Bränsleslang	SEE 23•213	
27	941747-8	2	-	-	-	-		Screw	Skruv		2
28	941906-0	2	-	-	-	-		Spring washer	Fjäderbricka		2
29	1219731-5	1	-	-	-	-		Thermo time sensor	Termotidgivare		3
30	269314-1	1	-	-	-	-		Intermediate section	Mellanstycke		3
☆ 31	947624-3	1	-	-	-	-		Gasket	Packning		2
32	1274396-9	1	-	-	-	-		Impulse relay warm start	Impulsrelä varmstart		3
☆ 33	969473-8	1	-	-	-	-		Screw	Skruv	(955317)	2
34	1219566-5	1	-	-	-	-		Thermostat valve	Termostatventil		2
35	1346125-6	X	-	-	-	-		Plug	Plugg		2

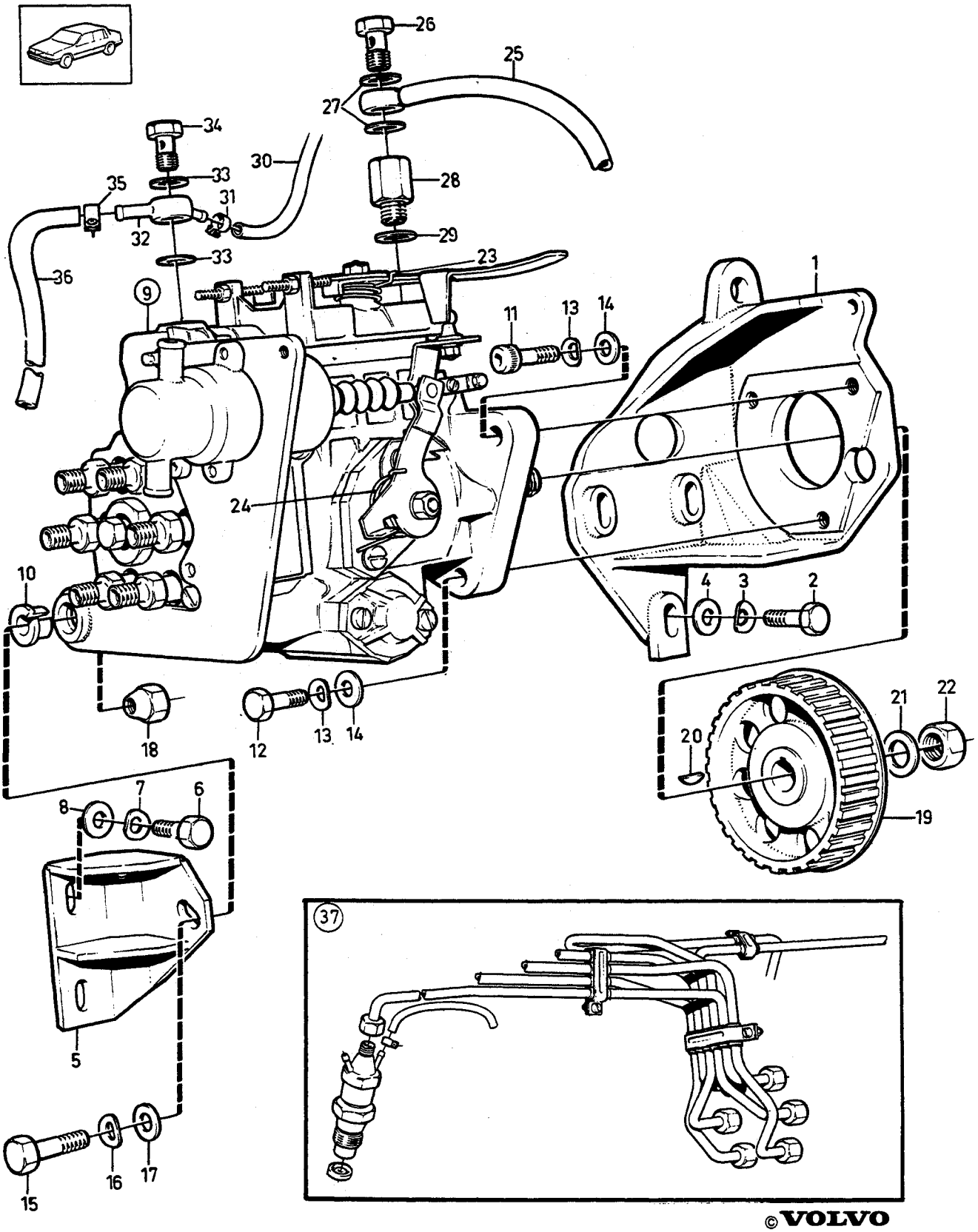

© VOLVO
Genuine Parts

A
B
C
D
E

FUEL SYSTEM — BRÄNSLESYSTEM

Group / Grupp 23

Page / Sida 187

D24

Fig	Part No. Artikel nr	Quantity /Antal A	B	C	D	E	P/S	Description	Benämning	Notes Anmärkning	S/R
1	1257156-8	1	-	-	-	-		Bracket	Konsol		5
☆ 2	970949-4	3	-	-	-	-		Screw	Skruv	(955319)	2
3	941906-0	3	-	-	-	-		Spring washer	Fjäderbricka		2
4	960148-5	3	-	-	-	-		Washer	Bricka		2
5	1257259-0	1	-	-	-	-		Support	Stöd		5
6	955296-9	2	-	-	-	-		Screw	Skruv		2
7	941907-8	2	-	-	-	-		Spring washer	Fjäderbricka		2
8	1257634-4	2	-	-	-	-		Washer	Bricka		3
9	1257157-6	1	-	-	-	-		Injection pump	Insprutningspump		5
		-	-	-	-	-		•SEE **23**•237	•SEE **23**•237		
	5001715-1	1	-	-	-	-	EU	Injection pump, exch	Insprutningspump, bytes	MAN.TRANS	5
	5001878-7	1	-	-	-	-	EU	Injection pump, exch	Insprutningspump, bytes	AUTO.TRANS	5
10	1257593-2	1	-	-	-	-		Sleeve	Hylsa		3
11	1257632-8	2	-	-	-	-		Screw	Skruv		2
12	1257633-6	1	-	-	-	-		Screw	Skruv		2
13	941907-8	3	-	-	-	-		Spring washer	Fjäderbricka		2
14	955894-1	3	-	-	-	-		Washer	Bricka		2
15	*(1257631)*	1	-	-	-	-	SP	Screw	Skruv	REP 1PCS 947818-1, 1PCS 960141-0	2
		-	-	-	-	-		.....	.....		
16	941907-8	1	-	-	-	-		Spring washer	Fjäderbricka		2
17	1257630-2	1	-	-	-	-		Washer	Bricka		3
18	1257592-4	1	-	-	-	-		Nut	Mutter		3
19	1257166-7	1	-	-	-	-		Pulley	Kuggremhjul		3
20	910113-0	1	-	-	-	-		Key	Kil		2
21	955923-8	1	-	-	-	-		Spring washer	Fjäderbricka		2
☆ 22	971072-4	1	-	-	-	-		Nut	Mutter	(955784)	2
23	*1257808*	1	-	-	-	-	OP	Spring	Fjäder		3
24	*1277275*	1	-	-	-	-	OP	Spring	Fjäder		3
25	1257388-7	1	-	-	-	-		Fuel pipe inlet	Bränslerör tillopp		3
26	968178-4	1	-	-	-	-		Hollow screw	Hålskruv	(74040)	2
☆ 27	947282-0	2	-	-	-	-		Gasket	Packning		2
28	1257663-3	1	-	-	-	-		Intermediate section	Mellanstycke		4
29	11994-1	1	-	-	-	-		Gasket	Packning		2
30	1257639-3	X	-	-	-	-		Hose	Slang	LG 130 mm	2
31	1257543-7	1	-	-	-	-		Hose clamp	Slangklamma		2
32	1257390-3	1	-	-	-	-		Nipple	Nippel		3
☆ 33	947282-0	2	-	-	-	-		Gasket	Packning		2
34	844237-8	1	-	-	-	-		Hollow screw	Hålskruv		4
35	945650-0	1	-	-	-	-		Hose clamp	Slangklamma		2
36	1266870-3	X	-	-	-	-		Hose	Slang	LG 620 mm	2
37		-	-	-	-	-		Fuel pipe	Bränslerör	SEE **23**•215	
		-	-	-	-	-		Fuel filter	Bränslefilter	SEE **23**•215	
		-	-	-	-	-		Injectors	Insprutare	SEE **23**•215	

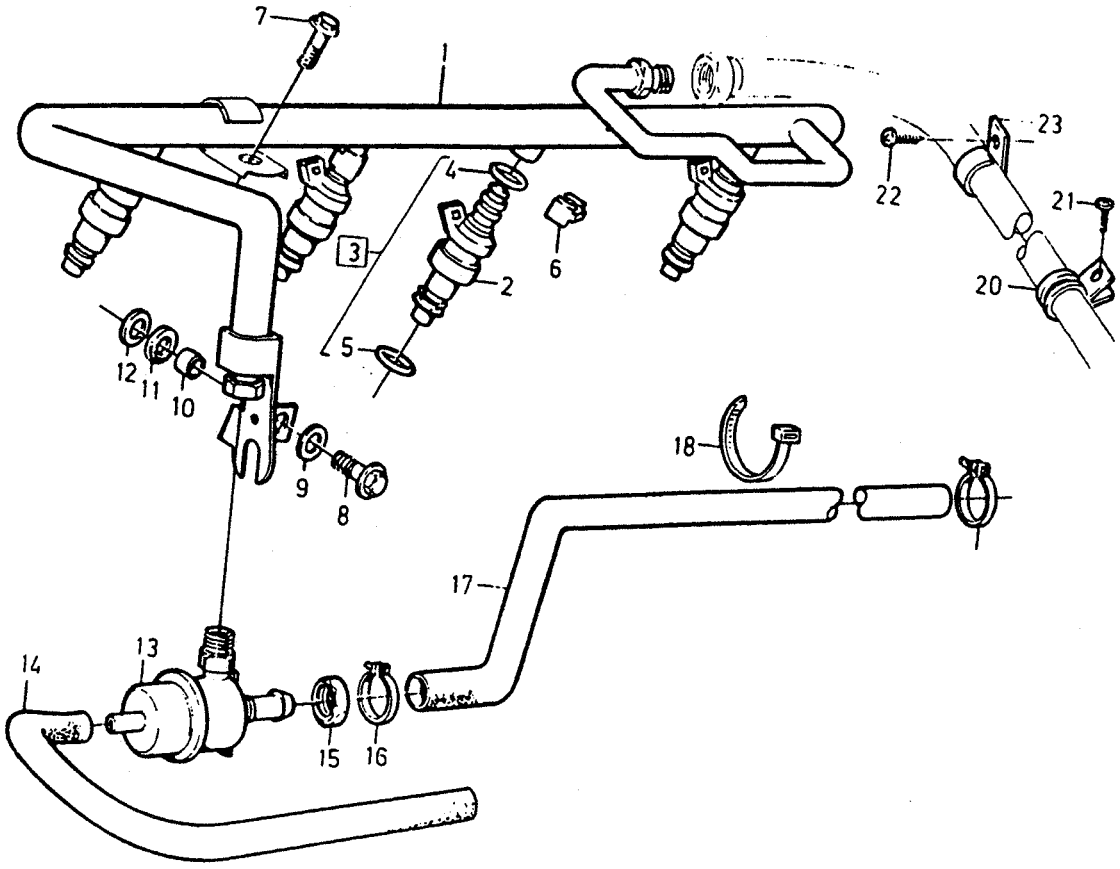

VOLVO
Genuine Parts
PV 231 46897

A
B
C
D
E

FUEL PRESSURE PIPES WITH FITTINGS — BRÄNSLEFÖRDELNINGSRÖR MED MONTERINGSDETALJER

B230F

Group / Grupp 23

Page / Sida 189

Fig.	Part No. / Artikel nr	Quantity / Antal A	B	C	D	E	PS	Description	Benämning	Notes / Anmärkning	SR
1	1332069-2	1	-	-	-	-		Fuel pipe	Bränslerör		3
2	1326427-0	4	-	-	-	-		Injection valve	Insprutningsventil		2
3	1346393-0	4	-	-	-	-		O-ring kit	O-ringsats		2
4		4	-	-	-	-	KN	•O-ring	•O-ring		
5		4	-	-	-	-	KN	•O-ring	•O-ring		
6	1326062-5	4	-	-	-	-		Clamp	Klamma		3
7	948746-3	2	-	-	-	-		Flange screw	Flänsskruv		2
8	955272-0	1	-	-	-	-		Screw	Skruv		2
9	1367124-3	1	-	-	-	-		Washer	Bricka		2
10	1317007-1	1	-	-	-	-		Spacer sleeve	Distanshylsa		3
11	1332625-1	1	-	-	-	-		Rubber bushing	Gummibussning		3
12	1367124-3	1	-	-	-	-		Washer	Bricka		2
☆ 13	3517102-4	1	-	-	-	-		Pressure regulator	Tryckregulator	(1306935)	3
14	1306703-8	X	-	-	-	-		Hose	Slang	(948958) LG 270 mm	2
15	957018-5	1	-	-	-	-		Nut	Mutter		2
16	967919-2	1	-	-	-	-		Hose clamp	Slangklamma	(966825)	2
17	1266500-6	X	-	-	-	-		Fuel hose return	Bränsleslang retur	LG 460 mm	2
18	948211-8	1	-	-	-	-		Strip clamp	Bandklamma		2
19	1321719-5	1	-	-	-	-		Clamp	Klamma		2
20	952629-4	1	-	-	-	-		Clamp	Klamma		2
☆ 21	969278-1	1	-	-	-	-		Screw	Skruv	(955318)	2
☆ 22	969278-1	1	-	-	-	-		Screw	Skruv	(955318)	2
23	947436-2	1	-	-	-	-		Clamp	Klamma		2

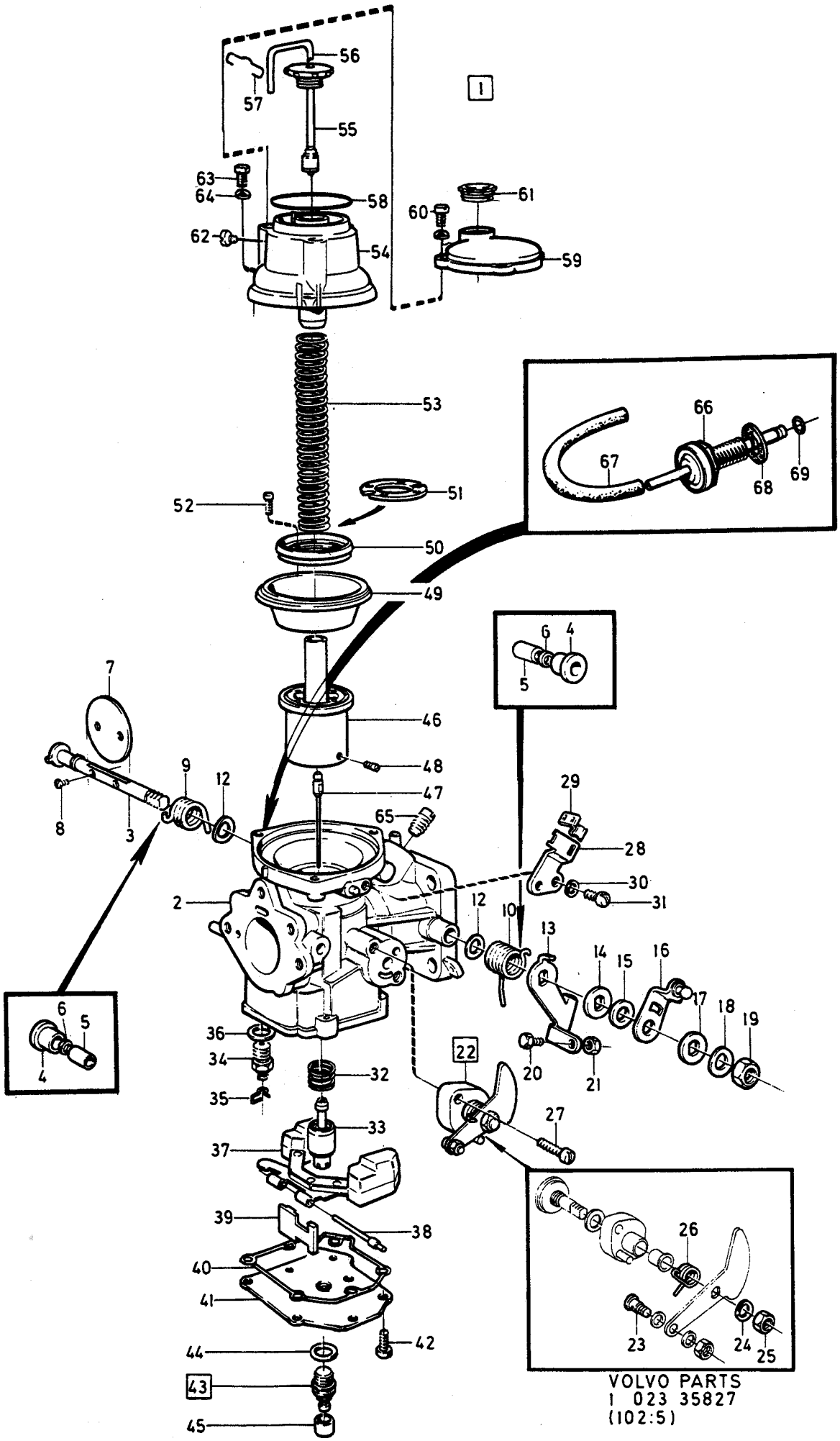

VOLVO PARTS
1 023 35827
(102:5)

A	1317826
B	1317665
C	
D	
E	

CARBURETTOR — FÖRGASARE

Group / Grupp: 23

Page / Sida: 191

1317826, 1317665

Fig	Part No. / Artikel nr	Quantity / Antal A	B	C	D	E	PS	Description	Benämning	Notes / Anmärkning	SR
1	1317826-4	1	-	-	-	-		Carburettor	Förgasare		3
	1317665-6	-	1	-	-	-		Carburettor	Förgasare		3
2		1	1	-	-	-		•Housing	•Hus		
3	237734-9	1	1	-	-	-		•Shutter shaft	•Spjällaxel		2
4	237804-0	2	2	-	-	-		•Bushing	•Bussning		2
5	237805-7	2	2	-	-	-		•Bushing	•Bussning		2
6	237858-6	2	2	-	-	-		•Sealing ring	•Tätningsring		2
7	237851-1	1	-	-	-	-		•Throttle disc	•Spjällskiva		2
	237735-6	-	1	-	-	-		•Throttle disc	•Spjällskiva		2
8	237736-4	2	2	-	-	-		•Screw	•Skruv		2
9	237850-3	1	1	-	-	-		•Return spring, front	•Returfjäder, främre		2
10	237852-9	1	1	-	-	-		•Return spring, rear	•Returfjäder, bakre		2
11	237863-6	1	1	-	-	-		•Washer	•Bricka		2
12	237738-0	2	2	-	-	-		•Washer	•Bricka		2
13	237740-6	1	1	-	-	-		•Lever	•Hävarm		3
14	237366-0	1	1	-	-	-		•Washer	•Bricka		2
15	237744-8	1	1	-	-	-		•Spacer washer	•Distansbricka		2
16	237745-5	1	1	-	-	-		•Lever	•Hävarm		3
17	237366-0	1	1	-	-	-		•Washer	•Bricka		2
18	941907-8	1	1	-	-	-		•Spring washer	•Fjäderbricka		2
19	237271-2	1	1	-	-	-		•Nut	•Mutter		2
20	237287-8	1	1	-	-	-		•Screw	•Skruv		2
21	955844-6	1	1	-	-	-		•Nut	•Mutter		2
22	237853-7	1	-	-	-	-		•Cold start device	•Kallstartanordning		2
	237828-9	-	1	-	-	-		•Cold start device	•Kallstartanordning		2
23	237795-0	1	1	-	-	-		••Screw	••Skruv		2
24	941907-8	1	1	-	-	-		••Spring washer	••Fjäderbricka		2
25	237271-2	1	1	-	-	-		••Nut	••Mutter		2
26	237796-8	1	1	-	-	-		••Spring	••Fjäder		2
27	237750-5	2	2	-	-	-		•Screw	•Skruv		2
28	237778-6	1	1	-	-	-		•Clip retainer	•Clipshållare		3
29	1211599-4	1	1	-	-	-		•Lock spring	•Låsfjäder		2
30	941905-2	1	1	-	-	-		•Spring washer	•Fjäderbricka		2
☆ 31	969403-5	1	1	-	-	-		•Screw	•Skruv	(956074)	2
32	237751-3	1	1	-	-	-		•Spring	•Fjäder		2
33	237753-9	1	1	-	-	-		•Jet	•Munstycke		2
34	237755-4	1	1	-	-	-		•Float valve	•Flottörventil		2
35	237797-6	1	1	-	-	-		•Spring	•Fjäder		2
36	237311-6	1	1	-	-	-		•Washer	•Bricka		2
37	237756-2	1	1	-	-	-		•Float	•Flottör		2
38	237854-5	1	1	-	-	-		•Float spindle	•Flottöraxel		2
39	237879-2	1	1	-	-	-		•Retainer	•Hållare		3
40	237873-5	1	1	-	-	-		•Seal	•Tätning		2
41	237874-3	1	1	-	-	-		•Cover	•Lock		3
42	237761-2	6	6	-	-	-		•Screw	•Skruv		2
43	237763-8	1	1	-	-	-		•Adjusting screw	•Ställskruv		2
44	237764-6	1	1	-	-	-		•O-ring	•O-ring		2
45	237731-5	1	1	-	-	-		•Sealing plug	•Plomberingsplugg		2
46	237765-3	1	1	-	-	-		•Piston	•Kolv		3
47	237838-8	1	1	-	-	-		•Metering needle	•Bränslenål		2
	3501202-0	1	1	-	-	-		•Metering needle	•Bränslenål	1) 2) 3)	2
48	820361-4	1	1	-	-	-		•Lock screw	•Låsskruv		2
49	237766-1	1	1	-	-	-		•Diaphragm	•Membran		1
50	237387-6	1	1	-	-	-		•Support ring	•Stödring		2

1) Replacement unit. / Reservdelsutförande.
2) Leadless fuel. / Blyfri bensin.
3) LPG-driven. / Gasdrift.

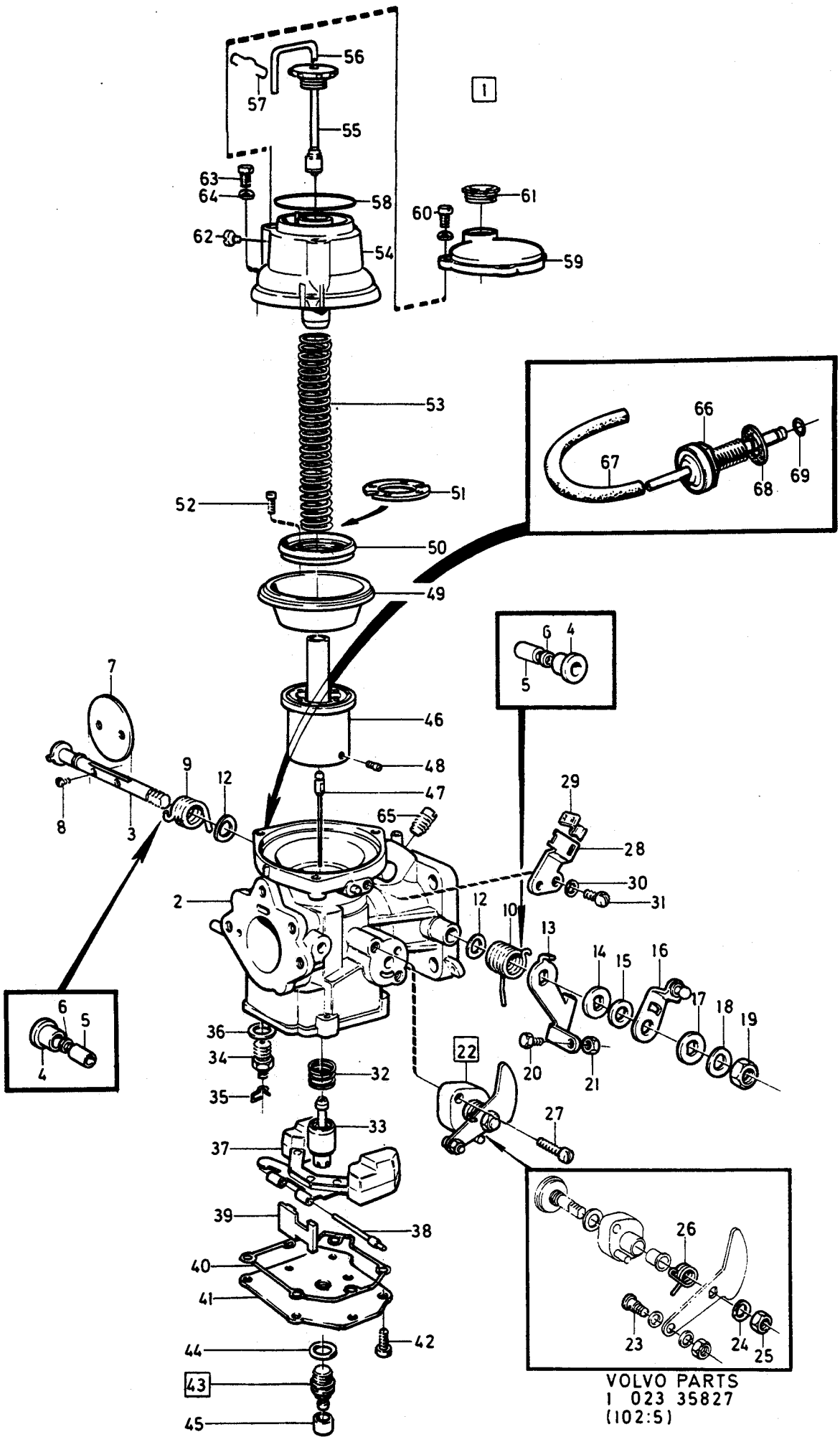
1
22
43
VOLVO PARTS
1 023 35827
(102:5)

A	1317826	CARBURETTOR FÖRGASARE	Group Grupp 23
B	1317665		
C			Page Sida 193
D			
E		1317826, 1317665	

Fig	Part No. Artikel nr	Quantity /Antal A	B	C	D	E	PS	Description	Benämning	Notes Anmärkning	SR
51	237875-0	1	1	-	-	-		• Retainer	• Hållare		3
52	237768-7	4	4	-	-	-		• Screw	• Skruv		2
53	237769-5	1	1	-	-	-		• Spring	• Fjäder		2
54	237856-0	1	1	-	-	-		• Cover	• Lock		4
55	237857-8	1	1	-	-	-		• Absorber	• Dämpare		2
56	237861-0	1	1	-	-	-		• Pipe	• Rör		3
57	237862-8	1	1	-	-	-		• Spring	• Fjäder		2
58	237859-4	1	1	-	-	-		• O-ring	• O-ring		2
59	237866-9	1	1	-	-	-		• Cover	• Lock		3
60	820352-3	3	3	-	-	-		• Screw	• Skruv		2
61	237860-2	1	1	-	-	-		• Cover	• Lock		3
62	237771-1	1	1	-	-	-		• Screw	• Skruv		2
63	237774-5	3	3	-	-	-		• Screw	• Skruv		2
64	941905-2	1	1	-	-	-		• Spring washer	• Fjäderbricka		2
65	237568-1	1	1	-	-	-		• Plug	• Propp		2
☆ 66	271285-9	1	1	-	-	-		• Vacuum valve	• Vakuumventil	(237829)	2
67	1306702-0	X	X	-	-	-		• Hose	• Slang	LG 120 mm	2
68	237831-3	1	1	-	-	-		• Gasket	• Packning		2
69	237832-1	1	1	-	-	-		• O-ring	• O-ring		2
	9122193	1	1	-	-	-	NS	• O-ring	• O-ring	100 PCS 237832-1	2

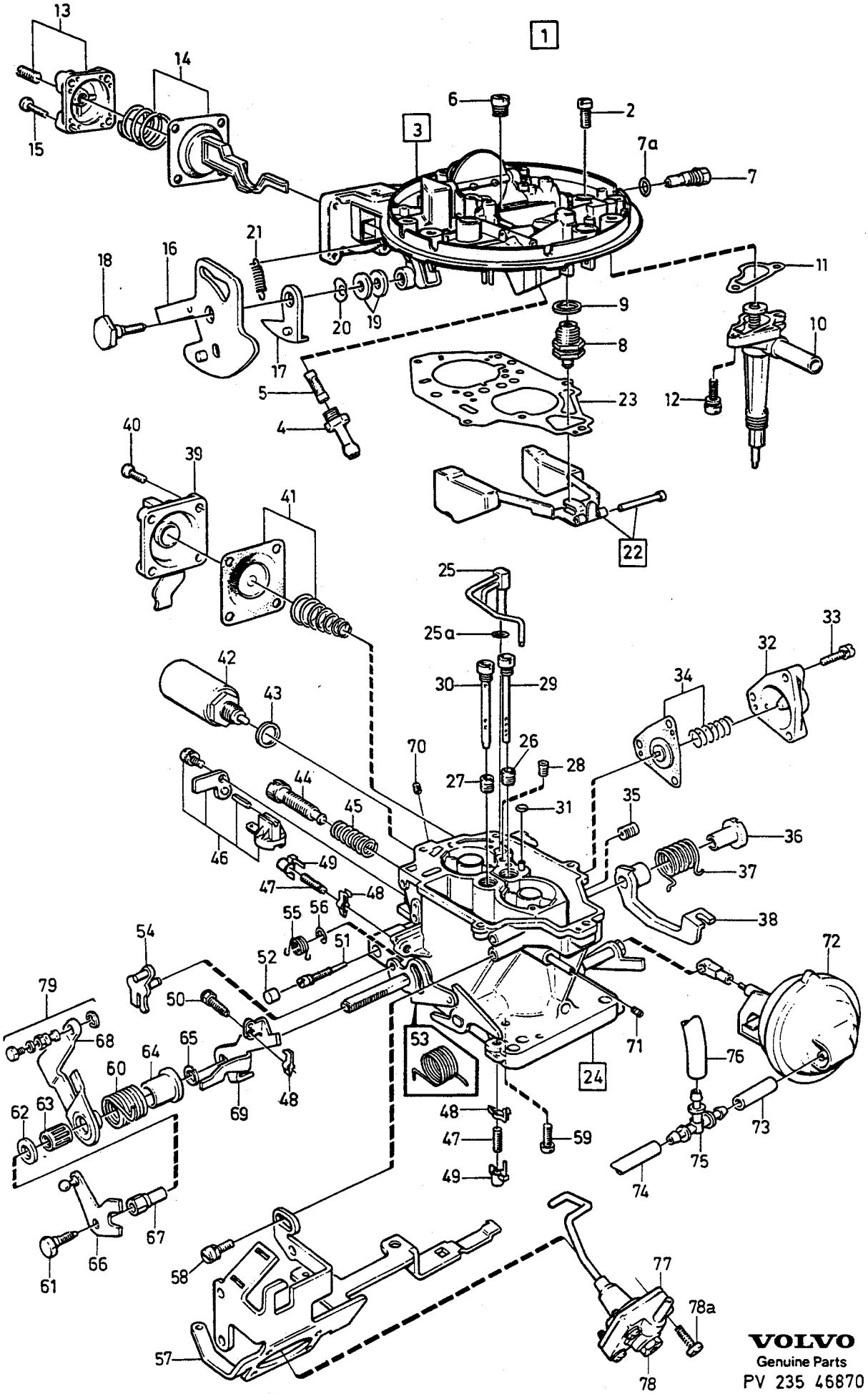

VOLVO
Genuine Parts
PV 235 46870

A	1326407
B	1336012
C	1378304
D	3501474
E	

CARBURETTOR — FÖRGASARE

Group / Grupp 23

Page / Sida 195

1326407, 1336012, 1378304, 3501474

Fig	Part No. Artikel nr	Quantity /Antal A	B	C	D	E	PS	Description	Benämning	Notes Anmärkning	SR
1	1326407-2	1	-	-	-	-		Carburettor	Förgasare		3
	1378304-8	-	1	-	-	-		Carburettor	Förgasare		3
	1378304-8	-	-	1	-	-		Carburettor	Förgasare		3
	3501474-5	-	-	-	1	-		Carburettor	Förgasare		3
2	1270013-4	5	5	5	5	-		•Screw	•Skruv		2
3		1	1	1	1	-	NS	•Float chamber	•Flottörhus		
4	1270228-8	1	1	1	1	-		••Nipple	••Nippel		3
5	1270014-2	1	1	1	1	-		••Filter	••Filter		2
6	1270073-8	1	1	1	1	-		••Screw	••Skruv		2
7	1270065-4	1	1	1	1	-		••Idle jet	••Tomgångsmunstycke	MARKED 41 STD	3
	1270101-7	-	1	1	1	-		••Idle jet	••Tomgångsmunstycke	MARKED 42	3
	1270102-5	-	1	1	1	-		••Idle jet	••Tomgångsmunstycke	MARKED 43	3
	1270104-1	-	1	1	1	-		••Idle jet	••Tomgångsmunstycke	MARKED 44	3
	1270105-8	-	1	1	1	-		••Idle jet	••Tomgångsmunstycke	MARKED 40	3
	1270127-2	-	1	1	1	-		••Idle jet	••Tomgångsmunstycke	MARKED 39	3
	1270128-0	-	1	1	1	-		••Idle jet	••Tomgångsmunstycke	MARKED 38	3
7a	1270140-5	1	1	1	1	-		••O-ring	••O-ring		2
8	1270009-2	1	1	1	1	-		••Needle valve	••Nålventil		2
9	1270208-0	1	1	1	1	-		••Washer	••Bricka		2
10	1270066-2	1	1	1	1	-		••Temperature compensator	••Temperaturkompensator		3
10a	1270159-5	1	1	1	1	-		•••Spring	•••Fjäder		3
11	1270161-1	1	1	1	1	-		••Gasket	••Packning		2
12	1270084-5	2	2	2	2	-		••Screw	••Skruv		2
13	1270036-5	1	1	1	1	-		••Cap	••Lock		3
14	1270133-0	1	1	1	1	-		••Diaphragm kit	••Membransats		2
15	1270037-3	4	4	4	4	-		••Screw	••Skruv		2
16		1	1	1	1	-	NS	••Companion flange	••Medbringare		
17	1270158-7	1	1	1	1	-		••Segment	••Segment		2
18		1	1	1	1	-	NS	••Screw	••Skruv		
19	1270085-2	2	2	2	2	-		••Washer	••Bricka		2
20	1270086-0	1	1	1	1	-		••Washer	••Bricka		2
21	1270067-0	1	1	1	1	-		••Spring	••Fjäder		2
22	1270106-6	1	1	1	1	-		••Float	••Flottör		2
23	1270049-8	1	1	1	1	-		•Gasket	•Packning		1
24		1	1	1	1	-	NS	•Lower section	•Underdel		
25	1270004-3	1	1	1	1	-		••Injector	••Insprutare		3
26	1270055-5	1	1	1	1	-	IK	••Main jet step 1	••Huvudmunstycke steg 1	MARKED 120 STD	3
	1270099-3	-	1	1	1	-		••Main jet step 1	••Huvudmunstycke steg 1	MARKED 122	3
	1270100-9	-	1	1	1	-		••Main jet step 1	••Huvudmunstycke steg 1	MARKED 125	3
27	1270119-9	1	-	-	-	-		••Main jet step 2	••Huvudmunstycke steg 2	MARKED 135	3
	1270057-1	-	1	1	1	-		••Main jet step 2	••Huvudmunstycke steg 2	MARKED 115	3
28	1270060-5	1	1	1	1	-		••Jet	••Munstycke	MARKED 30	3
29	1270056-3	1	1	-	-	-		••Mixer tube step 1	••Blandningsrör steg 1	MARKED 145	3
	1270137-1	-	-	1	1	-	IK	••Mixer tube step 1	••Blandningsrör steg 1	MARKED 135	3
30	1270058-9	1	1	1	1	-		••Mixer tube step 2	••Blandningsrör steg 2	MARKED 135	3
31		1	1	1	1	-	NS	••O-ring	••O-ring		
32	1270039-9	1	1	1	1	-		••Cover	••Lock		3
33	1270079-5	3	3	3	3	-		••Screw	••Skruv		2
34	1270132-2	1	1	1	1	-		••Diaphragm kit	••Membransats		2
35	1270002-7	1	1	-	-	-		••Nozzle part-lood enrichment	••Munstycke dellastuppfetning	MARKED 60	2
	1270138-9	-	-	1	1	-	IK	••Jet part-lood enrichment	••Munstycke dellastuppfetning	MARKED 50	3
36		1	1	1	1	-	NS	••Shaft	••Axel		
37	1270095-1	1	1	1	1	-		••Spring	••Fjäder		3
38	1270094-4	1	1	1	1	-		••Lever	••Hävarm		3

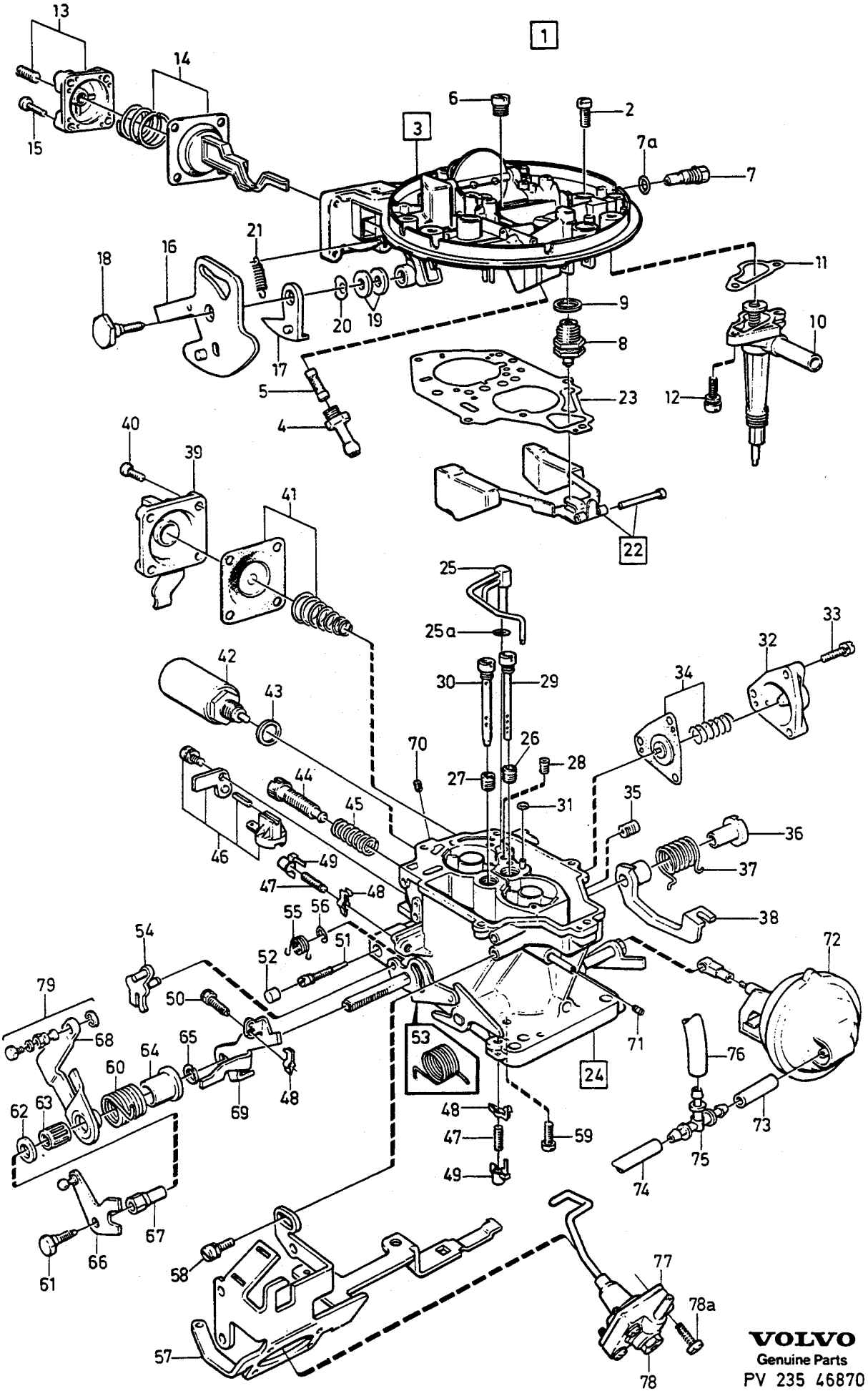

VOLVO
Genuine Parts
PV 235 46870

A	1326407
B	1336012
C	1378304
D	3501474
E	

CARBURETTOR — FÖRGASARE

Group / Grupp: 23

Page / Sida: 197

1326407, 1336012, 1378304, 3501474

Fig	Part No. Artikel nr	Quantity /Antal A	B	C	D	E	PS	Description	Benämning	Notes Anmärkning	SR
39	1270041-5	1	1	1	1	-		••Cover	••Lock		3
40	1270076-1	1	1	1	1	-		••Screw	••Skruv		2
41	1270040-7	1	1	1	1	-		••Repair kit	••Reparationssats		2
42	1270096-9	1	1	1	1	-		••Solenoid valve	••Magnetventil		2
43		1	1	1	1	-	NS	••Gasket	••Packning		
44	1270030-8	1	1	1	1	-		••Adjusting screw	••Ställskruv		2
45	1270031-6	1	1	1	1	-		••Spring	••Fjäder		2
46	1270051-4	1	1	1	1	-		••Pre-heating relay	••Förvärmningsrelä		3
47	3287165-9	2	2	2	2	-		••Screw	••Skruv		2
48	1270025-8	2	2	2	2	-		••Clip	••Clips		2
49	1270029-0	2	2	2	2	-		••Plug	••Plugg		2
50	1270075-3	1	1	1	1	-		••Set screw	••Stoppskruv		2
51	1270026-6	1	1	1	1	-		••Adjusting screw	••Ställskruv		2
52	1336981-4	1	1	1	1	-	IK	••Sealing plug	••Plomberingsplugg		1
53	1270091-0	1	1	1	1	-		••Spring	••Fjäder		3
54	1270093-6	1	1	1	1	-		••Companion flange	••Medbringare		3
55	1270082-9	1	1	1	1	-		••Spring	••Fjäder		2
56	1270048-0	1	1	1	1	-		••Clip	••Clips		2
57	1270103-3	1	1	1	1	-		••Bracket	••Konsol		4
58		1	1	1	1	-	NS	••Screw	••Skruv		
59		1	1	1	1	-	NS	••Screw	••Skruv		
60	1270107-4	1	1	1	1	-		••Spring	••Fjäder		3
61	1270108-2	1	1	1	1	-		••Screw	••Skruv		2
62	1270109-0	1	1	1	1	-		••Washer	••Bricka		2
63	1270110-8	1	1	1	1	-		••Needle bearing	••Nållager		2
64	1270111-6	1	1	1	1	-		••Sleeve	••Hylsa		3
65	1270112-4	1	1	1	1	-		••Spring	••Fjäder		2
66	1270113-2	1	1	1	1	-		••Control	••Reglage		3
67	1270114-0	1	1	1	1	-		••Nut	••Mutter		3
68	1270115-7	1	1	1	1	-		••Lever	••Hävarm		4
69	1270116-5	1	1	1	1	-		••Lever	••Hävarm		4
70	1270120-7	1	-	-	-	-		••Nozzle	••Munstycke	MARKED 170	3
71	1270121-5	1	-	-	-	-		••Nozzle	••Munstycke	MARKED 170	3
72	1270182-7	1	-	-	-	-		••Vacuum valve	••Vakuumventil	(1270122)	3
73	1306703-8	X	-	-	-	-		••Hose	••Slang	(1270123)	2
74	1306703-8	X	-	-	-	-		••Hose	••Slang	(1270124)	2
75	1270125-6	1	-	-	-	-		••Nipple	••Nippel		2
76	1306703-8	X	-	-	-	-		••Hose	••Slang	(1270126)	2
77	1357336-5	-	1	1	-	-		•Valve	•Ventil	1)	2
78		-	1	1	-	-	NS	••Screw	••Skruv		
78a	956063-2	-	1	1	-	-		••Screw	••Skruv		2
79	1270090-2	1	1	1	1	-		Repair kit	Reparationssats		2
	1270033-2	1	1	1	1	-		Gasket kit Carburettor	Packningsats Förgasare		2
	1270160-3	-	1	-	-	-		Service kit	Servicesats	(CH)	1

1) For cars with air-conditioning. / För vagnar utrustade med luftkonditionering.

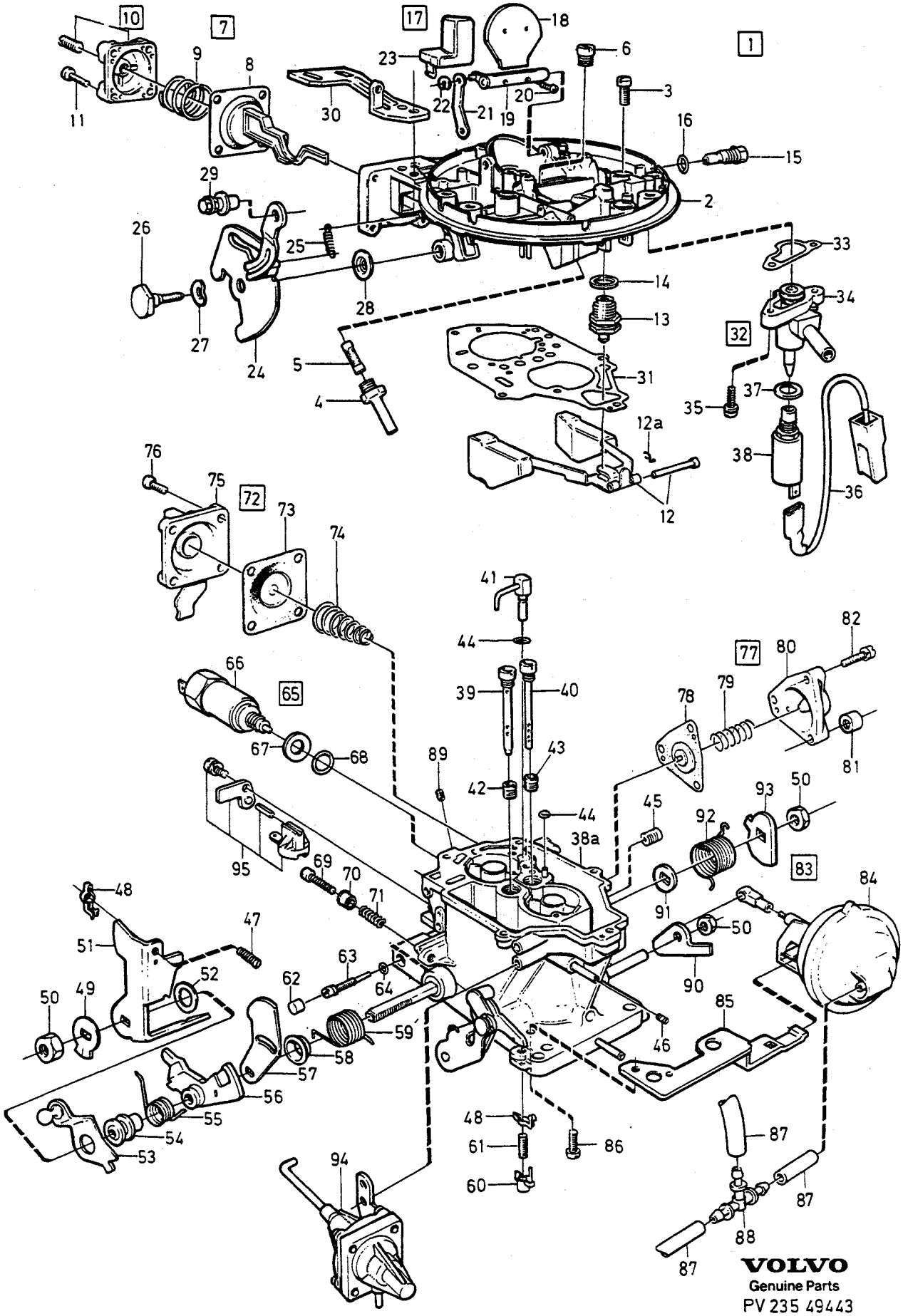
VOLVO
Genuine Parts
PV 235 49443

A	1357638
B	1357639
C	
D	
E	

CARBURETTOR . FÖRGASARE

Group / Grupp 23

Page / Sida 199

1357638, 1357639.

Fig	Part No. Artikel nr	Quantity /Antal A	B	C	D	E	PS	Description	Benämning	Notes Anmärkning	SR
1	1357638-4	1	-	-	-	-		Carburettor	Förgasare		3
	1357639-2	-	1	-	-	-		Carburettor	Förgasare		3
2		1	1	-	-	-	NS	•Upper section	•Överdel		
3	1270200-7	5	5	-	-	-		•Screw	•Skruv		3
4	1270228-8	1	1	-	-	-		•Nipple	•Nippel		3
5	1270202-3	1	1	-	-	-		•Filter	•Filter		2
6	1270073-8	1	1	-	-	-		•Screw	•Skruv		2
7	1270185-0	-	-	-	-	-		•Diaphragm kit	•Membransats		1
8		1	1	-	-	-	KN	••Diaphragm	••Membran		
9		1	1	-	-	-	KN	••Spring	••Fjäder		
10	1270184-3	1	1	-	-	-		•Cap	•Lock		3
11		4	4	-	-	-	NS	•Screw	•Skruv		
12	1270007-6	1	1	-	-	-		•Float	•Flottör		2
	1270106-6	1	1	-	-	-		•Float	•Flottör	1) (1270232)	2
☆ 12a	1270233-8	1	1	-	-	-		•Hook	•Krok	1)	2
13	1270009-2	1	1	-	-	-		•Needle valve	•Nålventil	(1270209)	2
14	1270208-0	1	1	-	-	-		•Washer	•Bricka		2
15	1270199-1	1	1	-	-	-		•Idle jet	•Tomgångsmunstycke	MARKED 46	2
16		1	1	-	-	-	NS	•O-ring	•O-ring		
17	1270186-8	1	1	-	-	-		•Repair kit Shutter	•Reparationssats Choke		3
18		1	1	-	-	-	KN	••Shutter	••Spjäll		
19		1	1	-	-	-	KN	••Axle	••Axel		
20		2	2	-	-	-	KN	••Screw	••Skruv		
21		1	1	-	-	-	KN	••Pull rod	••Dragstång		
22		2	2	-	-	-	KN	••E-circlip	••Spårryttare		
23	1270204-9	1	1	-	-	-		••Cover	••Kåpa		3
24	1270206-4	1	-	-	-	-		•Lever	•Hävarm		4
	1270207-2	-	1	-	-	-		•Lever	•Hävarm		4
25	1270201-5	1	-	-	-	-		•Spring	•Fjäder		2
	1270067-0	-	1	-	-	-		•Spring	•Fjäder		2
26	1270108-2	1	1	-	-	-		•Screw	•Skruv		2
27		1	1	-	-	-	NS	•Washer	•Bricka		
28	1270208-0	1	1	-	-	-		•Washer	•Bricka		2
29	1270205-6	1	1	-	-	-		•Nipple	•Nippel		3
30	1270226-2	1	1	-	-	-		•Bracket	•Konsol		4
31		1	1	-	-	-	NS	•Gasket	•Packning		
32	1270183-5	1	1	-	-	-		•Repair kit heat starter valve	•Reparationssats varmstartventil		3
33		1	1	-	-	-	KN	••Gasket	••Packning		
34		1	1	-	-	-	KN	••Valve housing	••Ventilhus		
35		2	2	-	-	-	KN	••Screw	••Skruv		
36		1	1	-	-	-	KN	••Cable harness	••Kabelmatta		
37		1	1	-	-	-	KN	••Gasket	••Packning		
38		1	1	-	-	-	KN	••Valve	••Ventil		
38a		1	1	-	-	-	NS	•Float chamber	•Flottörhus		
39	1270210-6	1	1	-	-	-		•Mixer tube step 1	•Blandningsrör steg 1	MARKED 160	3
40	1270058-9	1	1	-	-	-		•Mixer tube step 2	•Blandningsrör steg 2	MARKED 130	3
41	1270211-4	1	1	-	-	-		•Nozzle	•Munstycke	MARKED 214	2
42	1270100-9	1	1	-	-	-		•Main jet step 1	•Huvudmunstycke steg 1	(1270212) MARKED 125	3
43	1270129-8	1	1	-	-	-		•Jet step 2	•Munstycke steg 2	(1270213) MARKED 142	3
44		1	1	-	-	-	NS	•O-ring	•O-ring		
45	1270002-7	1	1	-	-	-		•Nozzle part-lood enrichment	•Munstycke dellastuppfetning	MARKED 60	2
46	1270214-8	1	1	-	-	-		•Jet	•Munstycke	MARKED 165	2
47	3342511-7	1	1	-	-	-		•Screw	•Skruv		2
48	1270025-8	2	2	-	-	-		•Clip	•Clips		2
49	1270215-5	1	1	-	-	-		•Striker plate	•Låsbleck		2

1) Service alternative. / Service-alternativ.

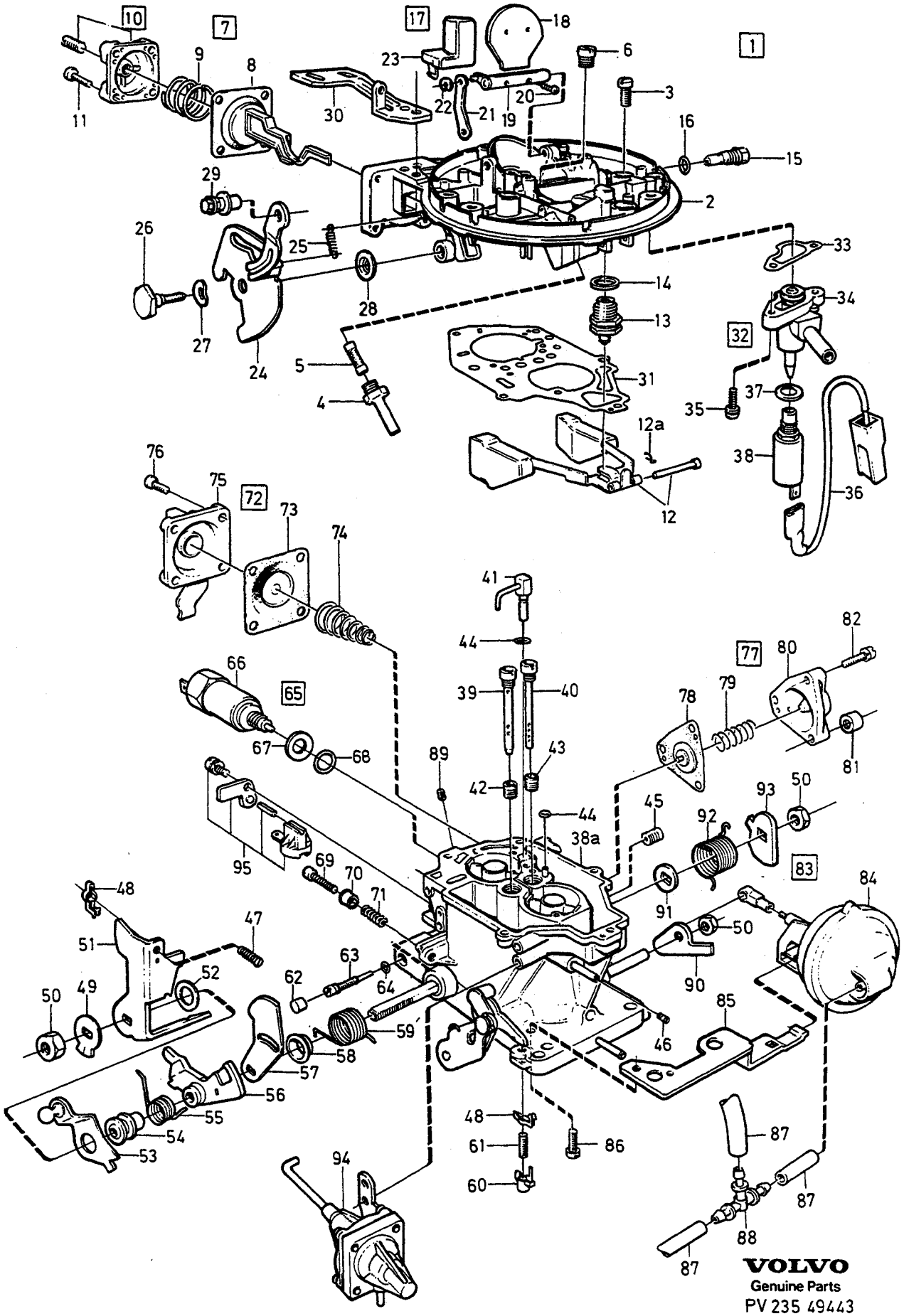
VOLVO
Genuine Parts
PV 235 49443

A	1357638
B	1357639
C	
D	
E	

CARBURETTOR — FÖRGASARE

Group / Grupp 23

Page / Sida 201

1357638, 1357639.

Fig	Part No. Artikel nr	Quantity /Antal A	B	C	D	E	PS	Description	Benämning	Notes Anmärkning	SR
50	1270194-2	2	2	-	-	-		•Nut	•Mutter		2
51	1270216-3	1	1	-	-	-		•Lever	•Hävarm		4
52	1270217-1	1	1	-	-	-		•Washer	•Bricka		2
53	1270218-9	1	1	-	-	-		•Lever	•Hävarm		4
54	1270219-7	1	1	-	-	-		•Guide sleeve	•Styrhylsa		3
55	1270220-5	1	1	-	-	-		•Spring	•Fjäder		2
56	1270221-3	1	1	-	-	-		•Lever	•Hävarm		4
57	1270222-1	1	1	-	-	-		•Lever	•Hävarm		4
58	1270223-9	1	1	-	-	-		•Spacer washer	•Distansbricka		2
59	1270224-7	1	1	-	-	-		•Spring	•Fjäder		2
60	1270225-4	1	1	-	-	-		•Sealing plug	•Plomberingsplugg		1
61	3342511-7	1	1	-	-	-		•Screw	•Skruv		2
62	3342513-3	1	1	-	-	-		•Plug	•Plugg		2
63	1270187-6	1	1	-	-	-		•Adjusting screw idle volume	•Ställskruv volym tomgång		4
64		1	1	-	-	-	NS	•O-ring	•O-ring		
65	1270181-9	1	1	-	-	-		•Solenoid valve	•Magnetventil		3
66		1	1	-	-	-	KN	••Valve	••Ventil		
67		1	1	-	-	-	KN	••Washer	••Bricka		
68		1	1	-	-	-	KN	••O-ring	••O-ring		
69	1270189-2	1	1	-	-	-		•Adjusting screw idling	•Ställskruv tomgång		2
70		1	1	-	-	-	NS	•Guide sleeve	•Styrhylsa		
71	1270188-4	1	1	-	-	-		•Spring	•Fjäder		2
72	1270178-5	1	1	-	-	-		•Diaphragm kit accelesation pump	•Membransats accelerationspump		1
73		1	1	-	-	-	KN	••Diaphragm	••Membran		
74		1	1	-	-	-	KN	••Spring	••Fjäder		
75	1270190-0	1	1	-	-	-		•Cap	•Lock		3
76	1270191-8	4	4	-	-	-		•Screw	•Skruv		3
77	1270179-3	1	1	-	-	-		•Diaphragm kit part-lood enrichment	•Membransats dellastuppfetning		1
78		1	1	-	-	-	KN	••Diaphragm	••Membran		
79		1	1	-	-	-	KN	••Spring	••Fjäder		
80	1270197-5	1	1	-	-	-		•Cap	•Lock		3
81	1270198-3	1	1	-	-	-		•Sleeve	•Hylsa		3
82	1270079-5	3	3	-	-	-		•Screw	•Skruv		2
83	1270182-7	1	1	-	-	-		•Vacuum valve step 2	•Vakuumventil steg 2		3
84		1	1	-	-	-	KN	••Vacuum valve	••Vakuumventil		
85		1	1	-	-	-	KN	••Bracket	••Konsol		
86		2	2	-	-	-	KN	••Screw	••Skruv		
87	1306703-8	X	X	-	-	-		•Hose	•Slang		2
88	1270125-6	1	1	-	-	-		•Nipple	•Nippel		2
89	1270192-6	1	1	-	-	-		•Outlet	•Munstycke	MARKED 130	2
90	1270193-4	1	1	-	-	-		•Lever	•Hävarm		4
91	1270147-0	1	1	-	-	-		•Washer	•Bricka		3
92	1270195-9	1	1	-	-	-		•Spring	•Fjäder		2
93	1270196-7	1	1	-	-	-		•Lever	•Hävarm		4
94	1389682-4	1	1	-	-	-		•Valve	•Ventil	2)	2
95	1270180-1	1	1	-	-	-		•Repair kit idle duet heating ...	•Reparationssats uppvärmning tomgångskanal		3

2) For cars with air-conditioning. / För vagnar utrustade med luftkonditionering.

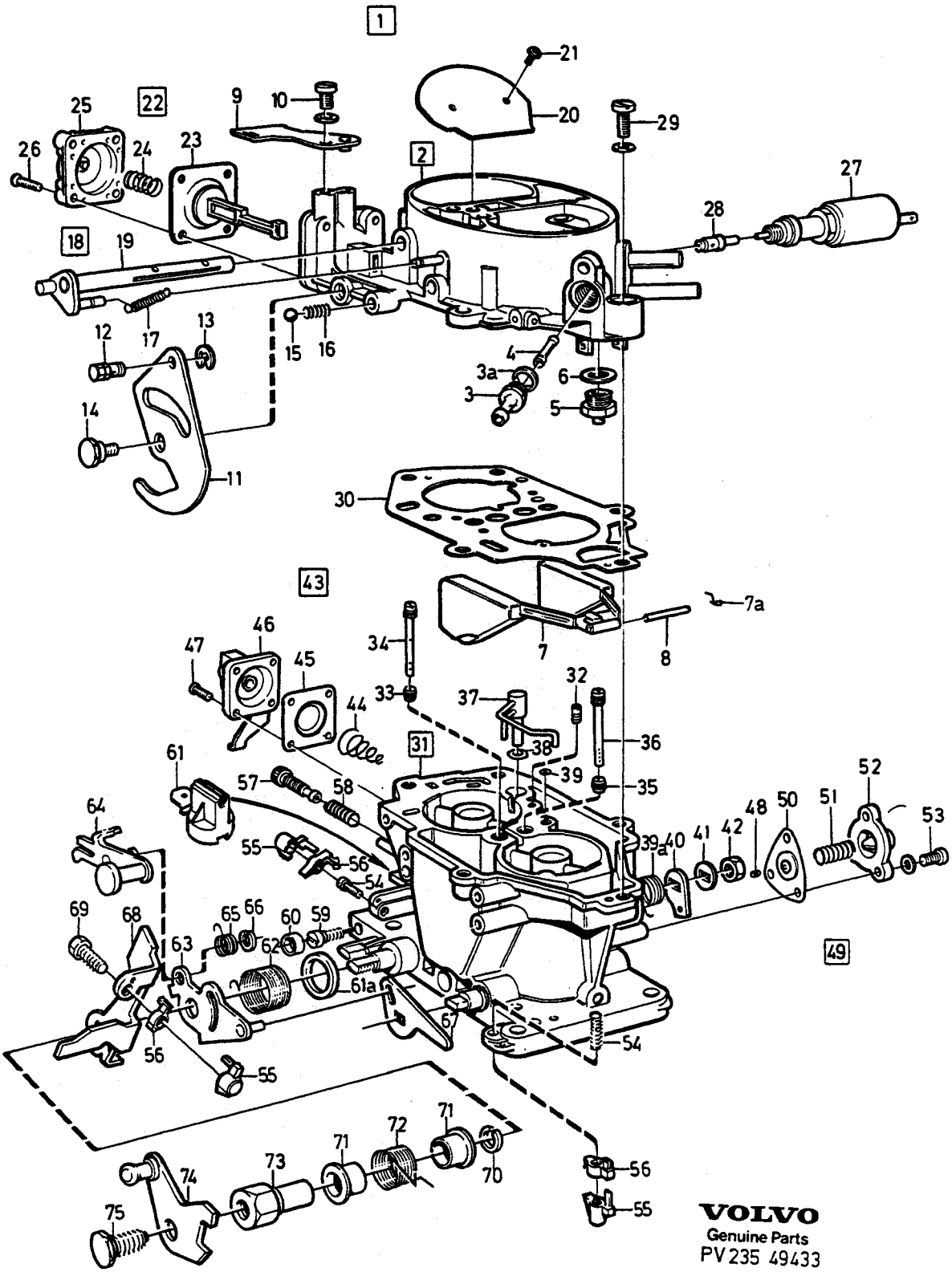

VOLVO
Genuine Parts
PV235 49433

A
B
C
D
E

CARBURETTOR — FÖRGASARE

Group / Grupp 23

Page / Sida 203

1357349

Fig	Part No. Artikel nr	Quantity /Antal A	B	C	D	E	P S	Description	Benämning	Notes Anmärkning	S R
1	1357349-8	1	-	-	-	-		Carburettor	Förgasare		3
2		1	-	-	-	-	NS	• Housing	• Hus		
3	1270227-0	1	-	-	-	-		•• Nipple	•• Nippel		3
☆ 3a	947281-2	1	-	-	-	-		•• Gasket	•• Packning		2
4	1270014-2	1	-	-	-	-		•• Filter	•• Filter		2
5	1270009-2	1	-	-	-	-		•• Needle valve	•• Nålventil		2
6		1	-	-	-	-	NS	•• Washer	•• Bricka		
7	1270007-6	1	-	-	-	-		•• Float	•• Flottör		2
	1270106-6	1	-	-	-	-		•• Float	•• Flottör	1) (1270232)	2
☆ 7a	1270233-8	1	-	-	-	-		•• Hook	•• Krok	1)	2
8		1	-	-	-	-	NS	••• Shaft	••• Axel		
9	1270016-7	1	-	-	-	-		•• Bracket	•• Konsol		3
10	1270017-5	1	-	-	-	-		•• Screw	•• Skruv		2
11	1270020-9	1	-	-	-	-		•• Lever	•• Hävarm		3
12	1270018-3	1	-	-	-	-		•• Nipple	•• Nippel		3
13		1	-	-	-	-	NS	••• E-circlip	••• Spårryttare		
14	1270019-1	1	-	-	-	-		•• Screw	•• Skruv		2
15	1270021-7	1	-	-	-	-		•• Ball	•• Kula		3
16	*3104129*	1	-	-	-	-	OP	•• Spring	•• Fjäder		2
17	3287177-4	1	-	-	-	-		•• Spring Choke shutter	•• Fjäder Chokespjäll		2
18	1270034-0	1	-	-	-	-		•• Shutter shaft	•• Spjällaxel		3
19		1	-	-	-	-	NS	••• Shaft	••• Axel		
20		1	-	-	-	-	NS	••• Disc	••• Skiva		
21		2	-	-	-	-	NS	••• Screw	••• Skruv		
22	1270035-7	1	-	-	-	-		•• Repair kit	•• Reparationssats		2
23		1	-	-	-	-	NS	••• Diaphragm	••• Membran		
24		1	-	-	-	-	NS	••• Spring	••• Fjäder		
25	1270036-5	1	-	-	-	-		•• Cap	•• Lock		3
26	1270037-3	4	-	-	-	-		•• Screw	•• Skruv		2
27	1270010-0	1	-	-	-	-		•• Solenoid valve	•• Magnetventil		2
28	1270011-8	1	-	-	-	-		•• Jet	•• Dysa		2
29	1270013-4	5	-	-	-	-		• Screw	• Skruv		2
30	1270049-8	1	-	-	-	-		• Gasket	• Packning		1
31		1	-	-	-	-	NS	• Housing	• Hus		
32	3287170-9	1	-	-	-	-		•• Nozzle	•• Munstycke	MARKED 35	2
33	1270129-8	1	-	-	-	-		•• Jet step 1	•• Munstycke steg 1	MARKED 142	3
34	1270006-8	1	-	-	-	-		•• Pipe step 1	•• Rör steg 1	MARKED 135	3
35	1270130-6	1	-	-	-	-		•• Jet step 2	•• Munstycke steg 2	MARKED 150	3
36	1270022-5	1	-	-	-	-		•• Pipe step 2	•• Rör steg 2	MARKED 160	3
37	1270004-3	1	-	-	-	-		•• Injector	•• Insprutare		3
38		1	-	-	-	-	NS	•• O-ring	•• O-ring		
39		1	-	-	-	-	NS	•• O-ring	•• O-ring		
39a	1270148-8	1	-	-	-	-		•• Spring	•• Fjäder		2
40	1270146-2	1	-	-	-	-		•• Lever	•• Hävarm		3
41	1270147-0	1	-	-	-	-		•• Washer	•• Bricka		3
42	831553-3	1	-	-	-	-		•• Nut	•• Mutter		2
43	1270040-7	1	-	-	-	-		•• Repair kit	•• Reparationssats		2
44	1270148-8	1	-	-	-	-		••• Spring	••• Fjäder		2
45		1	-	-	-	-	NS	••• Diaphragm	••• Membran		
46	1270041-5	1	-	-	-	-		•• Cover	•• Lock		3
47	1270028-2	4	-	-	-	-		•• Screw	•• Skruv		2
48	3287172-5	1	-	-	-	-		•• Nozzle	•• Munstycke		2
49	1270038-1	1	-	-	-	-		•• Repair kit	•• Reparationssats		2
50		1	-	-	-	-	NS	••• Diaphragm	••• Membran		
51		1	-	-	-	-	NS	••• Spring	••• Fjäder		
52	1270039-9	1	-	-	-	-		•• Cover	•• Lock		3
53	1270000-1	3	-	-	-	-		•• Screw	•• Skruv		2
54	3287165-9	2	-	-	-	-		•• Screw	•• Skruv		2

1) Service alternative. / Service-alternativ.

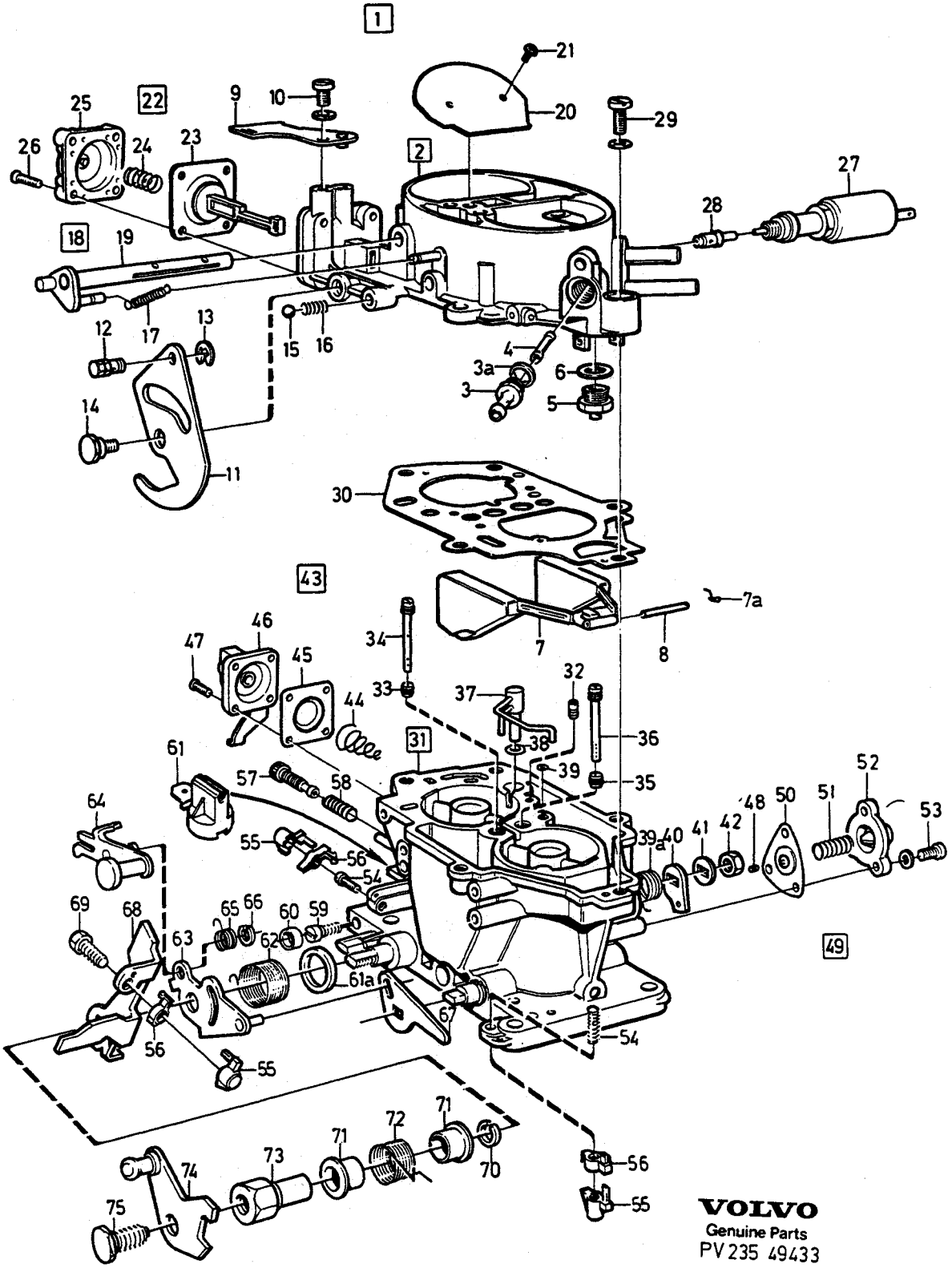

VOLVO
Genuine Parts
PV 235 49433

A		CARBURETTOR	FÖRGASARE	Group Grupp 23
B				
C				Page Sida 205
D				
E		1357349		

Fig	Part No. Artikel nr	Quantity /Antal A	B	C	D	E	PS	Description	Benämning	Notes Anmärkning	SR
55	1270029-0	3	-	-	-	-		••Plug	••Plugg		2
56	1270025-8	3	-	-	-	-		••Clip	••Clips		2
57	1270030-8	1	-	-	-	-		••Adjusting screw	••Ställskruv		2
58	1270031-6	1	-	-	-	-		••Spring	••Fjäder		2
59	1270026-6	1	-	-	-	-		••Adjusting screw	••Ställskruv		2
60	1336981-4	1	-	-	-	-		••Sealing plug	••Plomberingsplugg		1
61	1270051-4	1	-	-	-	-		••Pre-heating relay	••Förvärmningsrelä		3
61a	1270151-2	1	-	-	-	-		•Spacer sleeve	•Distanshylsa		3
62	1270045-6	1	-	-	-	-		•Spring, inner	•Fjäder, inre		2
63		1	-	-	-	-	NS	•Companion flange	•Medbringare		
64	1270053-0	1	-	-	-	-		•Companion flange	•Medbringare		3
65	1270054-8	1	-	-	-	-		•Spring	•Fjäder		2
66	1270048-0	1	-	-	-	-		•Clip	•Clips		2
67		1	-	-	-	-	NS	•Lever	•Hävarm		
68		1	-	-	-	-	NS	•Lever	•Hävarm		
69	3287165-9	1	-	-	-	-		•Screw	•Skruv	(1270027)	2
70	1270112-4	1	-	-	-	-		•Spring	•Fjäder		2
71	1270152-0	2	-	-	-	-		•Sleeve	•Hylsa		3
72	1270150-4	1	-	-	-	-		•Spring	•Fjäder		3
73	1270114-0	1	-	-	-	-		•Nut	•Mutter		3
74	1270113-2	1	-	-	-	-		•Control	•Reglage		3
75	1270108-2	1	-	-	-	-		•Screw	•Skruv		2
	1270033-2	1	-	-	-	-		Gasket kit	Packningsats		2

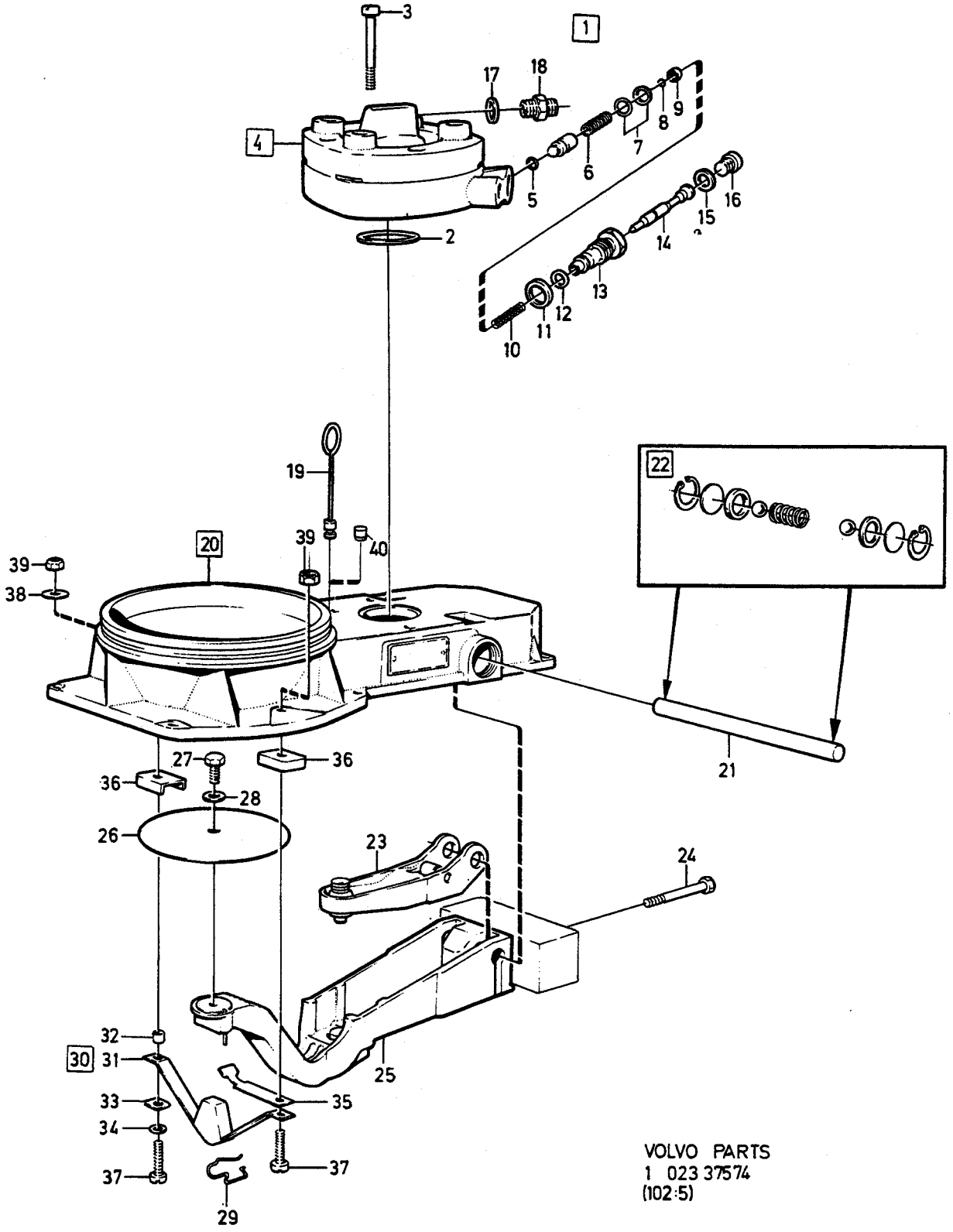

VOLVO PARTS
1 023 37574
(102:5)

A	1357446
B	1357447
C	1357591
D	
E	

VOLUMETER — MÄNGDMÄTARE

Group / Grupp 23

Page / Sida 207

1357446, 1357447, 1357591

Fig	Part No. / Artikel nr	Quantity /Antal A	B	C	D	E	PS	Description	Benämning	Notes / Anmärkning	SR
1	*(1357446)*	1	-	-	-	-	SP	Volumeter	Mängdmätare	REPL 1 PCS 1357450-4, 1 PCS 1266808-3.	
	(1357447)	-	1	-	-	-	SP	Volumeter	Mängdmätare	REPL 1 PCS 1357450-4, 1 PCS 1357451-2.	
	(1357591)	-	-	1	-	-	SP	Volumeter	Mängdmätare	REPL 1 PCS 1357450-4, 1 PCS 1357666-5.	
2	1276088-0	1	1	1	-	-		•O-ring	•O-ring		2
3	243891-9	3	3	3	-	-		•Screw	•Skruv		2
4	1357450-4	1	1	1	-	-		•Fuel distributor	•Bränslefördelare		3
	5003509-6	1	1	1	-	-	EU	•Fuel distributor, exch	•Bränslefördelare, bytes		5
5	1276089-8	1	1	1	-	-	IK	••O-ring	••O-ring		2
6	1276096-3	1	1	1	-	-		••Spring	••Fjäder		2
7	1276091-4	X	X	X	-	-	IK	••Adjusting washer	••Justerbricka	THK 0,1 mm	2
	1276092-2	X	X	X	-	-	IK	••Adjusting washer	••Justerbricka	THK 0,15 mm	2
	1276095-5	X	X	X	-	-	IK	••Adjusting washer	••Justerbricka	THK 0,5 mm	2
8		1	1	1	-	-	KN	••Lock ring	••Låsring		
9		1	1	1	-	-	KN	••Ring	••Ring		
10		1	1	1	-	-	KN	••Spring	••Fjäder		
☆ 11	947282-0	1	1	1	-	-	IK	••Gasket	••Packning		2
12	1276090-6	1	1	1	-	-	IK	••O-ring	••O-ring		2
13		1	1	1	-	-	KN	••Fitting	••Förskruvning		
14		1	1	1	-	-	KN	••Needle	••Nål		
15	947620-1	1	1	1	-	-	IK	••Gasket	••Packning		2
16		1	1	1	-	-	KN	••Plug	••Propp		
17	947620-1	1	1	1	-	-		••Gasket	••Packning		2
18	243895-0	1	1	1	-	-		••Fitting	••Förskruvning		3
19	1266383-7	1	1	1	-	-		•Plug	•Propp		2
20	1266808-3	1	-	-	-	-		•Volumeter	•Mängdmätare		3
	1357451-2	-	1	-	-	-		•Volumeter	•Mängdmätare		3
	1357666-5	-	-	1	-	-		•Volumeter	•Mängdmätare		3
21	462796-4	1	1	1	-	-		••Pin	••Pinne		2
22	462803-8	1	1	1	-	-		••Bearing kit	••Lagersats		3
23	1266410-8	1	1	1	-	-		••Lever	••Hävarm		4
24	1266547-7	1	1	1	-	-		••Screw	••Skruv		3
25	1269030-1	1	1	1	-	-		••Lever	••Hävarm		4
26	462798-0	1	1	1	-	-		••Plate	••Platta		2
27	462799-8	1	1	1	-	-		••Screw	••Skruv		2
28	240769-0	1	1	1	-	-		••Spring washer	••Fjäderbricka		4
29	1266548-5	1	1	1	-	-		••Clamp	••Klamma		3
30	1266549-3	1	1	1	-	-		••Brace kit	••Bygelsats		4
31		1	1	1	-	-	KN	•••Brace	•••Bygel		
32		1	1	1	-	-	KN	•••Sleeve	•••Hylsa		
33		1	1	1	-	-	KN	•••Washer	•••Bricka		
34		2	2	2	-	-	KN	•••Washer	•••Bricka		
35		1	1	1	-	-	KN	•••Spring	•••Fjäder		
36		2	2	2	-	-	KN	•••Retainer	•••Hållare		
37		2	2	2	-	-	KN	•••Screw	•••Skruv		
38		1	1	1	-	-	KN	•••Washer	•••Bricka		
39	462800-4	2	2	2	-	-	IK	•••Nut	•••Mutter		2
40	1266219-3	X	X	X	-	-		Plug	Plugg		2
	1326023-7	1	1	1	-	-		Washer kit System pressure regulator	Bricksats Systemtryckregulator		2

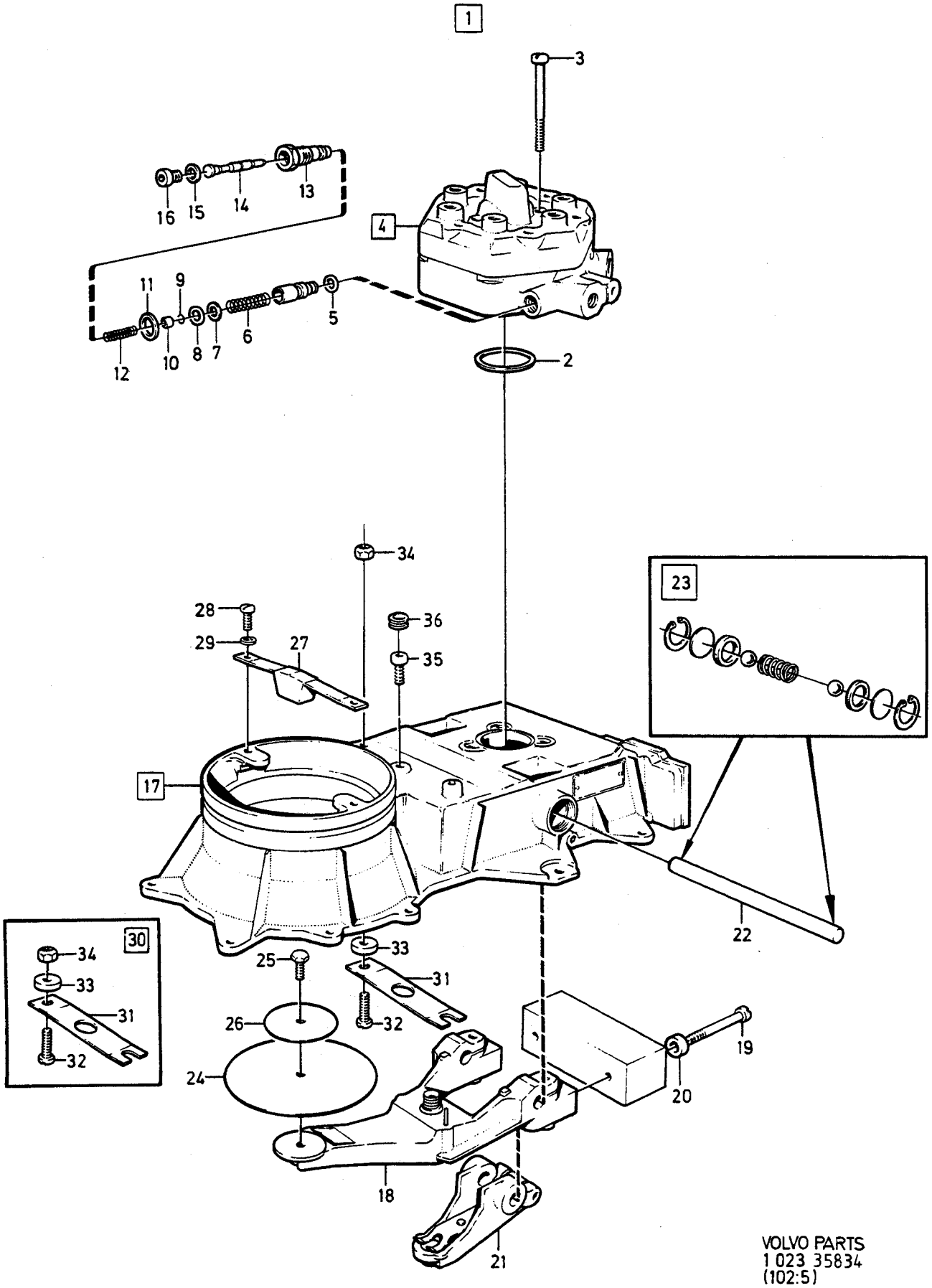

VOLVO PARTS
1 023 35834
(102:5)

A
B
C
D
E

VOLUMETER — MÄNGDMÄTARE

Group / Grupp 23

Page / Sida 209

1269194

Fig	Part No. Artikel nr	Quantity /Antal A	B	C	D	E	PS	Description	Benämning	Notes Anmärkning	SR
1	*(1269194)*	1	-	-	-	-	SP	Volumeter	Mängdmätare	REPL 1 PCS 1269332-1, 1 PCS 1269145-7.	3
2	243890-1	1	-	-	-	-		•Gasket	•Packning		2
3	243892-7	3	-	-	-	-		•Screw	•Skruv		2
4	1269145-7	1	-	-	-	-		•Fuel distributor	•Bränslefördelare		3
	5001752-4	1	-	-	-	-	EU	•Fuel distributor, exch	•Bränslefördelare, bytes		5
5	1276089-8	1	-	-	-	-	IK	••O-ring	••O-ring		2
6	1274036-1	1	-	-	-	-		••Spring	••Fjäder		2
7	1276091-4	X	-	-	-	-		••Adjusting washer	••Justerbricka	THK 0,1 mm	2
	1276092-2	X	-	-	-	-		••Adjusting washer	••Justerbricka	THK 0,15 mm	2
	1276095-5	X	-	-	-	-		••Adjusting washer	••Justerbricka	THK 0,5 mm	2
8	1276090-6	1	-	-	-	-	IK	••O-ring	••O-ring		2
9		1	-	-	-	-	KN	••Lock ring	••Låsring		
10		1	-	-	-	-	KN	••Ring	••Ring		
☆ 11	947282-0	1	-	-	-	-	IK	••Gasket	••Packning		2
12		1	-	-	-	-	KN	••Spring	••Fjäder		
13		1	-	-	-	-	KN	••Fitting	••Förskruvning		
14		1	-	-	-	-	KN	••Needle valve	••Nålventil		
15	947620-1	1	-	-	-	-	IK	••Gasket	••Packning		2
16		1	-	-	-	-	KN	••Plug	••Propp		
17	1269332-1	1	-	-	-	-		•Volumeter	•Mängdmätare		3
18	244229-1	1	-	-	-	-		••Lever	••Hävarm		4
19	*243414*	2	-	-	-	-	OP	••Screw	••Skruv		4
20	244253-1	2	-	-	-	-		••Spacer washer	••Distansbricka		3
21	244230-9	1	-	-	-	-		••Lever	••Hävarm		4
22	244231-7	1	-	-	-	-		••Pin	••Pinne		3
23	462803-8	1	-	-	-	-		••Bearing kit	••Lagersats		3
24	244233-3	1	-	-	-	-		••Plate	••Platta		4
25	244235-8	1	-	-	-	-		••Screw	••Skruv		3
26	244234-1	1	-	-	-	-		••Washer	••Bricka		3
27	244236-6	1	-	-	-	-		••Stop	••Anslag		3
28	233173-4	2	-	-	-	-		••Screw	••Skruv		2
29	955918-8	2	-	-	-	-		••Spring washer	••Fjäderbricka		2
30	244239-0	1	-	-	-	-		••Stop kit	••Anslagssats		3
31		1	-	-	-	-	KN	•••Stop	•••Anslag		
32		1	-	-	-	-	KN	•••Screw	•••Skruv		
33		1	-	-	-	-	KN	•••Washer	•••Bricka		
34	462800-4	1	-	-	-	-		•••Nut	•••Mutter		2
35	1269333-9	1	-	-	-	-		••Screw	••Skruv		3
36	464923-2	1	-	-	-	-		Plug	Plugg		2
	1326023-7	1	-	-	-	-		Washer kit	Bricksats		2
		-	-	-	-	-		System pressure regulator	Systemtryckregulator		

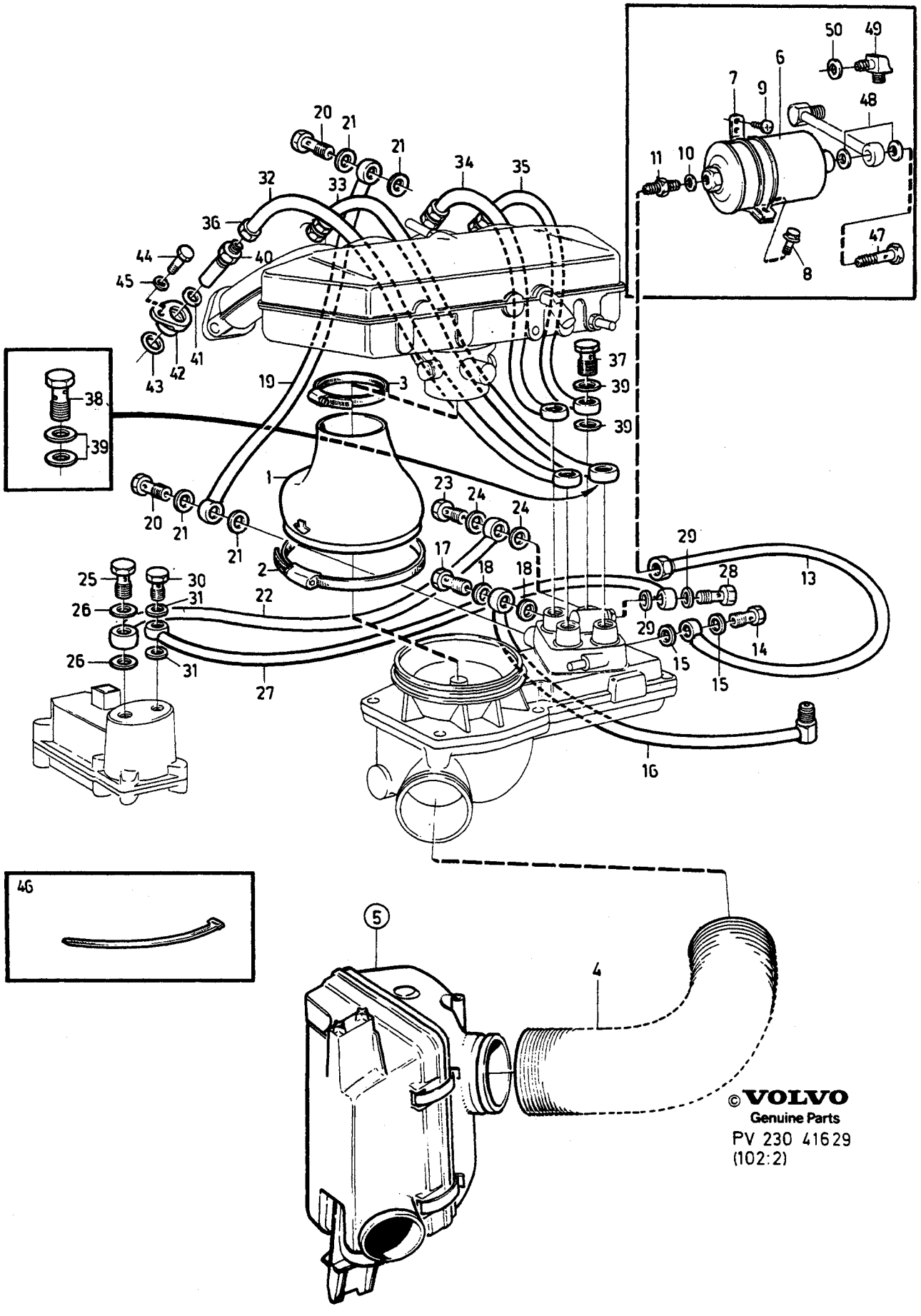
50
49
6
7
9
48
11
10
47
8
20
21
21
34
35
32
33
36
44
40
45
41
42
43
19
3
37
39
39
38
39
1
23
24
24
20
21
21
2
17
18
18
29
28
13
25
30
31
22
26
29
14
15
15
26
31
27
16
46
5
4
©VOLVO
Genuine Parts
PV 230 41629
(102:2)

A	B200E
B	B230E
C	
D	
E	

INJECTOR WITH ENGINE FUEL PIPES AND FUEL FILTER — INSPRUTARE MED BRÄNSLERÖR MOTOR, BRÄNSLEFILTER

Group / Grupp 23

Page / Sida 211

B200E, B230E

Fig	Part No. Artikel nr	Quantity /Antal A	B	C	D	E	PS	Description	Benämning	Notes Anmärkning	SR
1	1357088-2	1	1	-	-	-		Connecting pipe	Anslutningsrör		3
☆ 2	943484-6	1	1	-	-	-		Hose clamp	Slangklamma	(947215)	2
3	943481-2	1	1	-	-	-		Hose clamp	Slangklamma		2
4		1	1	-	-	-		Hose	Slang	SEE 23•225	
5		1	1	-	-	-		Air filter	Luftfilter	SEE 23•225	
☆ 6	1389562-8	1	1	-	-	-		Fuel filter	Bränslefilter	(1389450)	1
7	1336338-7	1	1	-	-	-		Bracket	Konsol		4
8	946934-7	1	1	-	-	-		Flange screw	Flänsskruv		2
☆ 9	969278-1	1	1	-	-	-		Screw	Skruv	(955318)	2
☆ 10	947282-0	1	1	-	-	-		Gasket	Packning		2
11	1276069-0	1	1	-	-	-		Nipple	Nippel		3
13	1346225-4	1	1	-	-	-		Fuel pipe inlet	Bränslerör tillopp		3
14	968178-4	1	1	-	-	-		Hollow screw	Hålskruv		2
☆ 15	947282-0	2	2	-	-	-	IK	Gasket	Packning		2
16	1346231-2	1	1	-	-	-		Fuel pipe return	Bränslerör retur		3
17	968178-4	1	1	-	-	-		Hollow screw	Hålskruv		2
☆ 18	947282-0	2	2	-	-	-		Gasket	Packning		2
19	1266343-1	1	1	-	-	-		Fuel pipe cold start valve (quantity) flou meter	Bränslerör kallstartsventil Mängdmätare		3
20	966833-6	2	2	-	-	-		Hollow screw	Hålskruv		2
21	947620-1	4	4	-	-	-	IK	Gasket	Packning		2
22	1266343-1	1	1	-	-	-		Fuel pipe (quantity) flou meter stering pressure valve	Bränslerör Mängdmätare styrtrycksventil		3
23	966833-6	1	1	-	-	-		Hollow screw	Hålskruv		2
24	947620-1	2	2	-	-	-		Gasket	Packning		2
25	968177-6	1	1	-	-	-		Hollow screw	Hålskruv		2
☆ 26	947281-2	2	2	-	-	-	IK	Gasket	Packning		2
☆ 27	3517425-9	1	1	-	-	-		Fuel pipe	Bränslerör	(1219911)	3
		-	-	-	-	-		stering pressure valve	styrtrycksventil		
		-	-	-	-	-		(quantity) flou meter	Mängdmätare		
28	966833-6	1	1	-	-	-		Hollow screw	Hålskruv		2
29	947620-1	2	2	-	-	-		Gasket	Packning		2
30	966833-6	1	1	-	-	-		Hollow screw	Hålskruv		2
31	947620-1	2	2	-	-	-		Gasket	Packning		2
32	1219887-5	1	1	-	-	-		Fuel pipe cylinder 1	Bränslerör cylinder 1		3
33	1266341-5	1	1	-	-	-		Fuel pipe cylinder 2	Bränslerör cylinder 2		3
34	1219889-1	1	1	-	-	-		Fuel pipe cylinder 3	Bränslerör cylinder 3		3
35	1219890-9	1	1	-	-	-		Fuel pipe cylinder 4	Bränslerör cylinder 4		3
36	946235-9	1	1	-	-	-		•Nut	•Mutter		2
37	966833-6	3	3	-	-	-		Hollow screw	Hålskruv		2
38	966834-4	1	1	-	-	-		Hollow screw	Hålskruv		2
39	947620-1	8	8	-	-	-		Gasket	Packning		2
40	1276037-7	4	4	-	-	-		Injection valve	Insprutningsventil		2
41	947115-2	4	4	-	-	-	IK	O-ring	O-ring		2
42	463864-9	4	4	-	-	-		Retainer	Hållare		3
43	947113-7	4	4	-	-	-	IK	O-ring	O-ring		2
44	955272-0	4	4	-	-	-		Screw	Skruv		2
45	941906-0	4	4	-	-	-		Spring washer	Fjäderbricka		2
46	948211-8	1	1	-	-	-		Strip clamp	Bandklamma	LG 75 mm	2
	949668-8	1	1	-	-	-		Strip clamp	Bandklamma	LG 100 mm	2
47	968179-2	1	1	-	-	-		Hollow screw	Hålskruv	L.H.D	2
☆ 48	18838-3	2	1	-	-	-		Gasket	Packning	L.H.D	2
49	948474-2	1	1	-	-	-		Nipple	Nippel	R.H.D	2
☆ 50	18838-3	1	1	-	-	-		Gasket	Packning	R.H.D	2

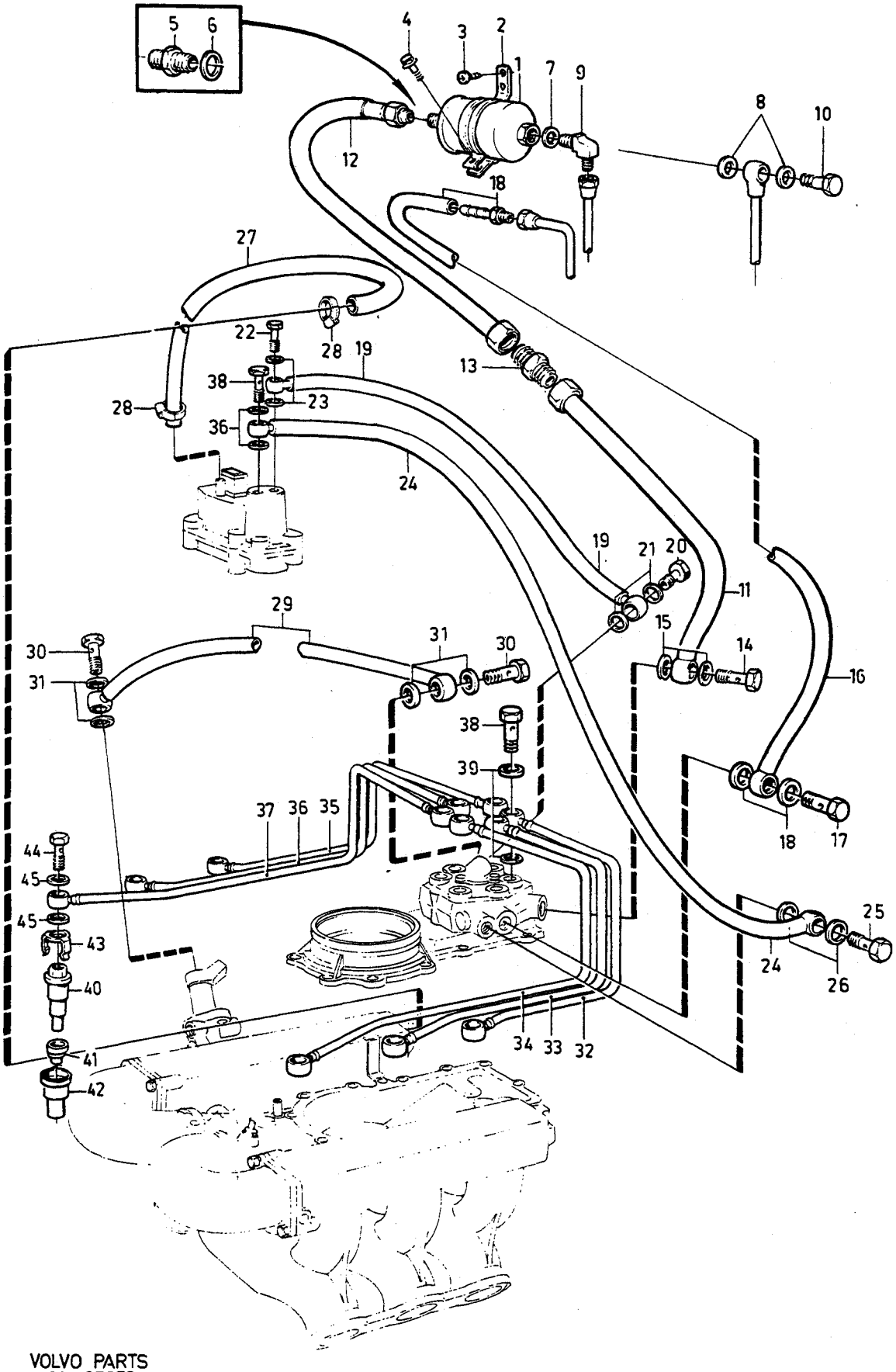

VOLVO PARTS
1 023 37573
(102:2)

A
B
C
D
E

INJECTOR WITH ENGINE FUEL PIPES AND FUEL FILTER — INSPRUTARE MED BRÄNSLERÖR MOTOR, BRÄNSLEFILTER

Group / Grupp: 23
Page / Sida: 213

B28E

Fig	Part No. Artikel nr	Quantity /Antal A	B	C	D	E	PS	Description	Benämning	Notes Anmärkning	SR
☆ 1	1389562-8	1	-	-	-	-		Fuel filter	Bränslefilter	(1389450)	1
2	1336338-7	1	-	-	-	-		Bracket	Konsol		4
☆ 3	969278-1	1	-	-	-	-		Screw	Skruv	(955318)	2
4	946934-7	1	-	-	-	-		Flange screw	Flänsskruv		2
5	1276069-0	1	-	-	-	-		Nipple	Nippel		3
☆ 6	947282-0	1	-	-	-	-		Gasket	Packning		2
☆ 7	18838-3	1	-	-	-	-		Gasket	Packning	R.H.D	2
☆ 8	18838-3	2	-	-	-	-		Gasket	Packning	L.H.D	2
9	948474-2	1	-	-	-	-		Nipple	Nippel	R.H.D	2
10	968179-2	1	-	-	-	-		Hollow screw	Hålskruv	(25167) L.H.D	2
11	1269003-8	1	-	-	-	-		Fuel pipe	Bränslerör		3
12	464657-6	1	-	-	-	-		Pipe	Rör	R.H.D	3
13	946794-5	1	-	-	-	-		Nipple	Nippel	R.H.D	2
14	968178-4	1	-	-	-	-		Hollow screw	Hålskruv	(74040)	2
☆ 15	947282-0	2	-	-	-	-	IK	Gasket	Packning		2
16	1269655-5	1	-	-	-	-		Fuel pipe	Bränslerör		3
17	968178-4	1	-	-	-	-		Hollow screw	Hålskruv	(74040)	2
☆ 18	947282-0	2	-	-	-	-		Gasket	Packning		2
19	1269005-3	1	-	-	-	-		Control pressure pipe	Styrtrycksrör		3
20	966833-6	1	-	-	-	-		Hollow screw	Hålskruv	(74033)	2
21	947620-1	2	-	-	-	-	IK	Gasket	Packning		2
22	968177-6	1	-	-	-	-		Hollow screw	Hålskruv	(48634)	2
☆ 23	947281-2	2	-	-	-	-	IK	Gasket	Packning		2
24	1269009-5	1	-	-	-	-		Fuel pipe return	Bränslerör retur		3
25	966833-6	2	-	-	-	-		Hollow screw	Hålskruv	(74033)	2
26	947620-1	4	-	-	-	-		Gasket	Packning		2
27	1266500-6	X	-	-	-	-		Fuel hose	Bränsleslang	LG 410 mm	2
☆ 28	943469-7	2	-	-	-	-		Hose clamp	Slangklamma	(945652)	2
29	1269959-1	1	-	-	-	-		Fuel pipe	Bränslerör		3
30	966833-6	2	-	-	-	-		Hollow screw	Hålskruv	(74033)	2
31	947620-1	4	-	-	-	-	IK	Gasket	Packning		2
32	269713-4	1	-	-	-	-		Fuel pipe cylinder 1	Bränslerör cylinder 1		3
33	269714-2	1	-	-	-	-		Fuel pipe cylinder 2	Bränslerör cylinder 2		3
34	269715-9	1	-	-	-	-		Fuel pipe cylinder 3	Bränslerör cylinder 3		3
35	269716-7	1	-	-	-	-		Fuel pipe cylinder 4	Bränslerör cylinder 4		3
36	269722-5	1	-	-	-	-		Fuel pipe cylinder 5	Bränslerör cylinder 5		3
37	269718-3	1	-	-	-	-		Fuel pipe cylinder 6	Bränslerör cylinder 6		3
38	966833-6	6	-	-	-	-		Hollow screw	Hålskruv	(74033)	2
39	947620-1	12	-	-	-	-	IK	Gasket	Packning		2
40	1269274-5	6	-	-	-	-		Injection valve	Insprutningsventil		2
41	1269275-2	6	-	-	-	-		Sealing ring	Tätningsring		2
42	245372-8	6	-	-	-	-		Retainer	Hållare		3
43	245371-0	6	-	-	-	-		Clip	Clips		3
44	966833-6	6	-	-	-	-		Hollow screw	Hålskruv	(74033)	2
45	947620-1	12	-	-	-	-	IK	Gasket	Packning		2

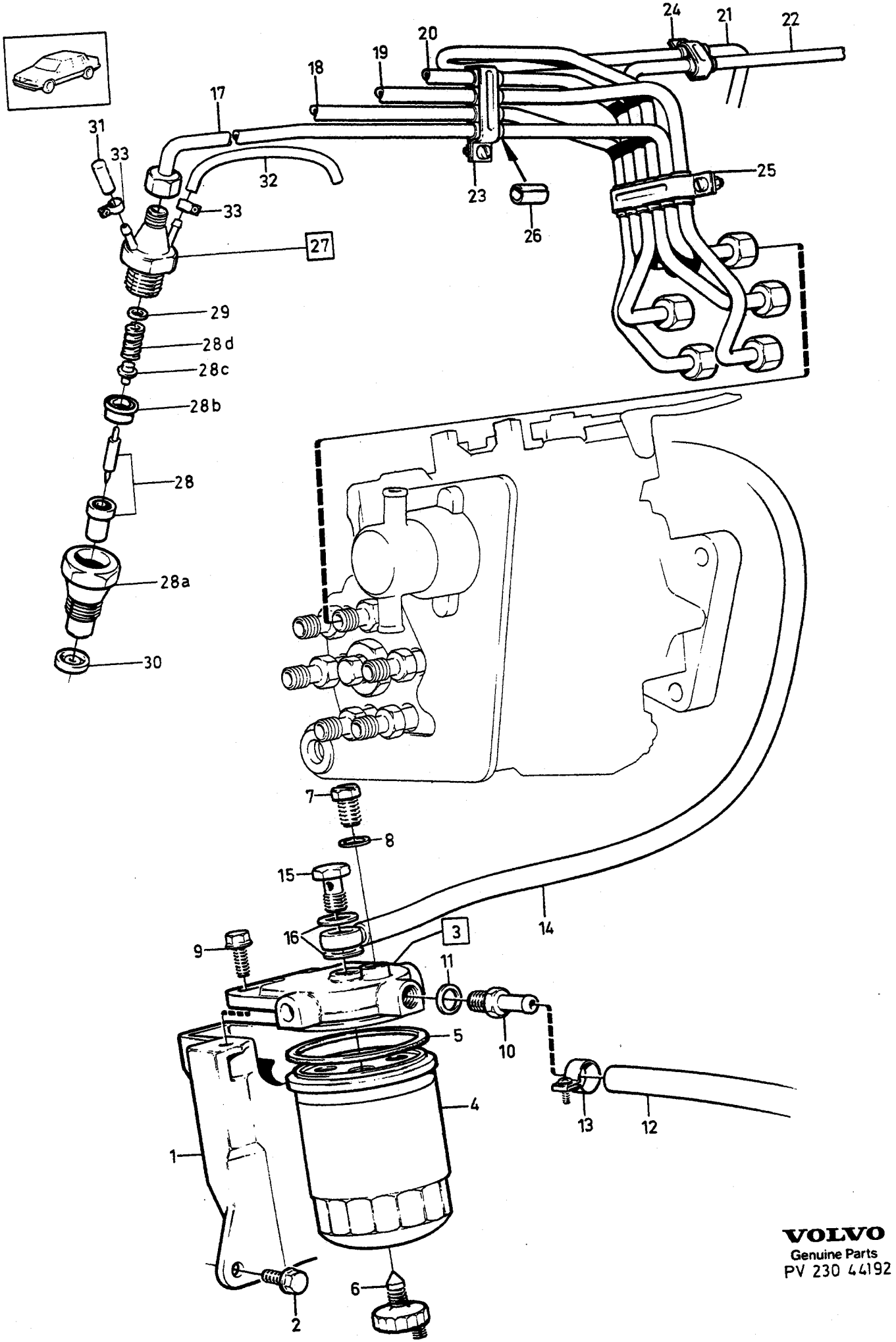

VOLVO
Genuine Parts
PV 230 44192

A B C D E

INJECTOR WITH ENGINE FUEL PIPES AND FUEL FILTER — INSPRUTARE MED BRÄNSLERÖR MOTOR, BRÄNSLEFILTER

Group Grupp 23

Page Sida 215

D24

Fig	Part No. Artikel nr	Quantity /Antal A	B	C	D	E	PS	Description	Benämning	Notes Anmärkning	SR
1	1257331-7	1	-	-	-	-		Bracket	Konsol		4
2	946441-3	3	-	-	-	-		Flange screw	Fläns skruv		2
3	1257200-4	1	-	-	-	-		Fuel filter	Bränslefilter		4
4	1257201-2	1	-	-	-	-		•Filter insert	•Filterinsats		1
5	6638088-2	1	-	-	-	-		••Gasket	••Packning		2
6	838594-0	1	-	-	-	-		••Plug	••Propp		3
7	240664-3	1	-	-	-	-		•Bleeder screw	•Urluftningsskruv		4
8	25534-9	1	-	-	-	-		•Gasket	•Packning		4
9	946329-0	2	-	-	-	-		Flange screw	Fläns skruv		2
10	1257391-1	1	-	-	-	-		Nipple	Nippel		3
☆ 11	18838-3	1	-	-	-	-		Gasket	Packning		2
12	1266500-6	X	-	-	-	-		Fuel hose	Bränsleslang	LG 320 mm	2
☆ 13	943469-7	2	-	-	-	-		Hose clamp	Slangklamma	(945652)	2
15	968179-2	1	-	-	-	-		Hollow screw	Hålskruv	(25167)	2
☆ 16	18838-3	2	-	-	-	-		Gasket	Packning		2
17	1257149-3	1	-	-	-	-		Fuel pipe cylinder 1	Bränslerör cylinder 1		3
18	1257150-1	1	-	-	-	-		Fuel pipe cylinder 2	Bränslerör cylinder 2		3
19	1257151-9	1	-	-	-	-		Fuel pipe cylinder 3	Bränslerör cylinder 3		3
20	1257152-7	1	-	-	-	-		Fuel pipe cylinder 4	Bränslerör cylinder 4		3
21	1257153-5	1	-	-	-	-		Fuel pipe cylinder 5	Bränslerör cylinder 5		3
22	1328502-8	1	-	-	-	-		Fuel pipe cylinder 6	Bränslerör cylinder 6		3
23	1257428-1	1	-	-	-	-		Clamp	Klamma		3
24	1257429-9	1	-	-	-	-		Clamp	Klamma		3
25	1257430-7	1	-	-	-	-		Clamp	Klamma		3
26	1257427-3	12	-	-	-	-		Spacer	Mellanlägg		2
27	*(1257144)*	6	-	-	-	-	SP	Injection valve	Insprutningsventil	-1986. 1987 MAN.TRANS REPL 1 PCS 1328073-0.	2
☆	1328336-1	6	-	-	-	-		Injection valve	Insprutningsventil	1987 AUTO.TRANS	3
☆	5003723-3	6	-	-	-	-	EU	Injection valve exchange unit .	Insprutningsventil utbytesenhet	1987 AUTO.TRANS	3
☆ 28	*(1257146)*	6	-	-	-	-	SP	•Nozzle	•Spridare	FOR 1257144-4 REPL 1 PCS 1328096-1.	2
☆	1328298-3	6	-	-	-	-		•Nozzle	•Spridare	FOR 1328336-1.	2
28a		1	-	-	-	-	NS	•Nozzle retainer	•Spridarhållare		
28b		1	-	-	-	-	NS	•Guide	•Styrning		
28c		1	-	-	-	-	NS	•Thrust pin	•Trycktapp		
28d		1	-	-	-	-	NS	•Compression spring	•Tryckfjäder		
29	6212455-7	X	-	-	-	-		Adjusting washer	Justerbricka	THK 1,00 mm	3
	870258-1	X	-	-	-	-		Adjusting washer	Justerbricka	THK 1,05 mm	2
	870259-9	X	-	-	-	-		Adjusting washer	Justerbricka	THK 1,10 mm	3
	870260-7	X	-	-	-	-		Adjusting washer	Justerbricka	THK 1,15 mm	2
	870261-5	X	-	-	-	-		Adjusting washer	Justerbricka	THK 1,20 mm	3
	870262-3	X	-	-	-	-		Adjusting washer	Justerbricka	THK 1,25 mm	2
	870263-1	X	-	-	-	-		Adjusting washer	Justerbricka	THK 1,30 mm	3
	870264-9	X	-	-	-	-		Adjusting washer	Justerbricka	THK 1,35 mm	2
	870265-6	X	-	-	-	-		Adjusting washer	Justerbricka	THK 1,40 mm	3
	6212562-0	X	-	-	-	-		Adjusting washer	Justerbricka	THK 1,45 mm	2
	870267-2	X	-	-	-	-		Adjusting washer	Justerbricka	THK 1,50 mm	3
	6212456-5	X	-	-	-	-		Adjusting washer	Justerbricka	THK 1,54 mm	2
	870269-8	X	-	-	-	-		Adjusting washer	Justerbricka	THK 1,60 mm	3
	870270-6	X	-	-	-	-		Adjusting washer	Justerbricka	THK 1,65 mm	2
	870271-4	X	-	-	-	-		Adjusting washer	Justerbricka	THK 1,70 mm	3
	870272-2	X	-	-	-	-		Adjusting washer	Justerbricka	THK 1,75 mm	2
	870273-0	X	-	-	-	-		Adjusting washer	Justerbricka	THK 1,80 mm	3
	870274-8	X	-	-	-	-		Adjusting washer	Justerbricka	THK 1,85 mm	2
	870275-5	X	-	-	-	-		Adjusting washer	Justerbricka	THK 1,90 mm	3
	870276-3	X	-	-	-	-		Adjusting washer	Justerbricka	THK 1,95 mm	2

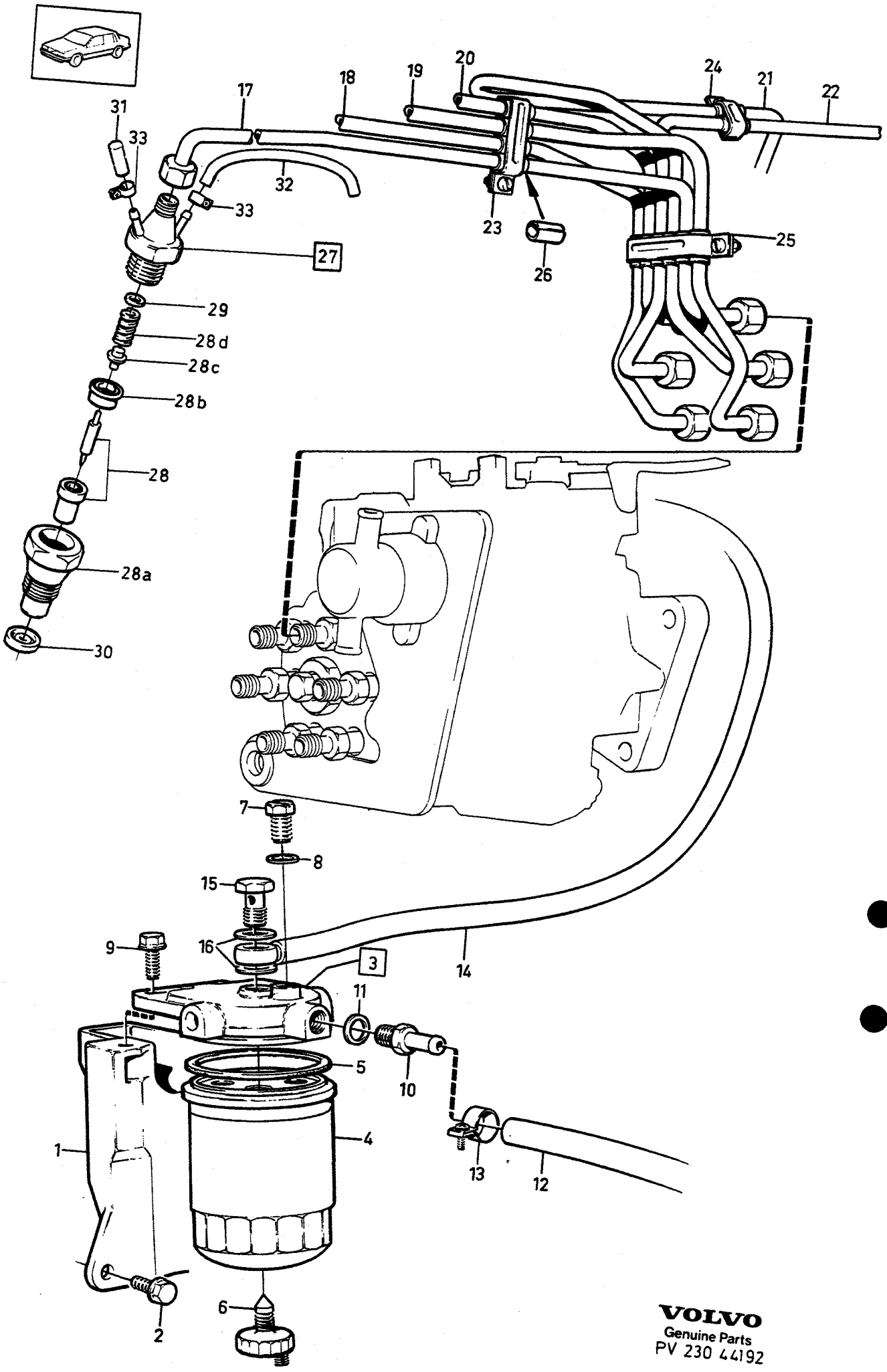

VOLVO
Genuine Parts
PV 230 44192

A B C D E	INJECTOR WITH ENGINE FUEL PIPES AND FUEL FILTER INSPRUTARE MED BRÄNSLERÖR MOTOR, BRÄNSLEFILTER D24	Group Grupp 23 Page Sida 217

Fig	Part No. Artikel nr	Quantity /Antal					P S	Description	Benämning	Notes Anmärkning	S R
		A	B	C	D	E					
30	1257147-7	6	-	-	-	-	IK	Heat shield ring	Värmeskyddsring		2
31	1257250-9	1	-	-	-	-		Cap	Hatt		2
32	1257639-3	X	-	-	-	-		Hose	Slang	LG 650 mm 5 x 130 mm	2
33	1257543-7	12	-	-	-	-		Hose clamp	Slangklamma		2

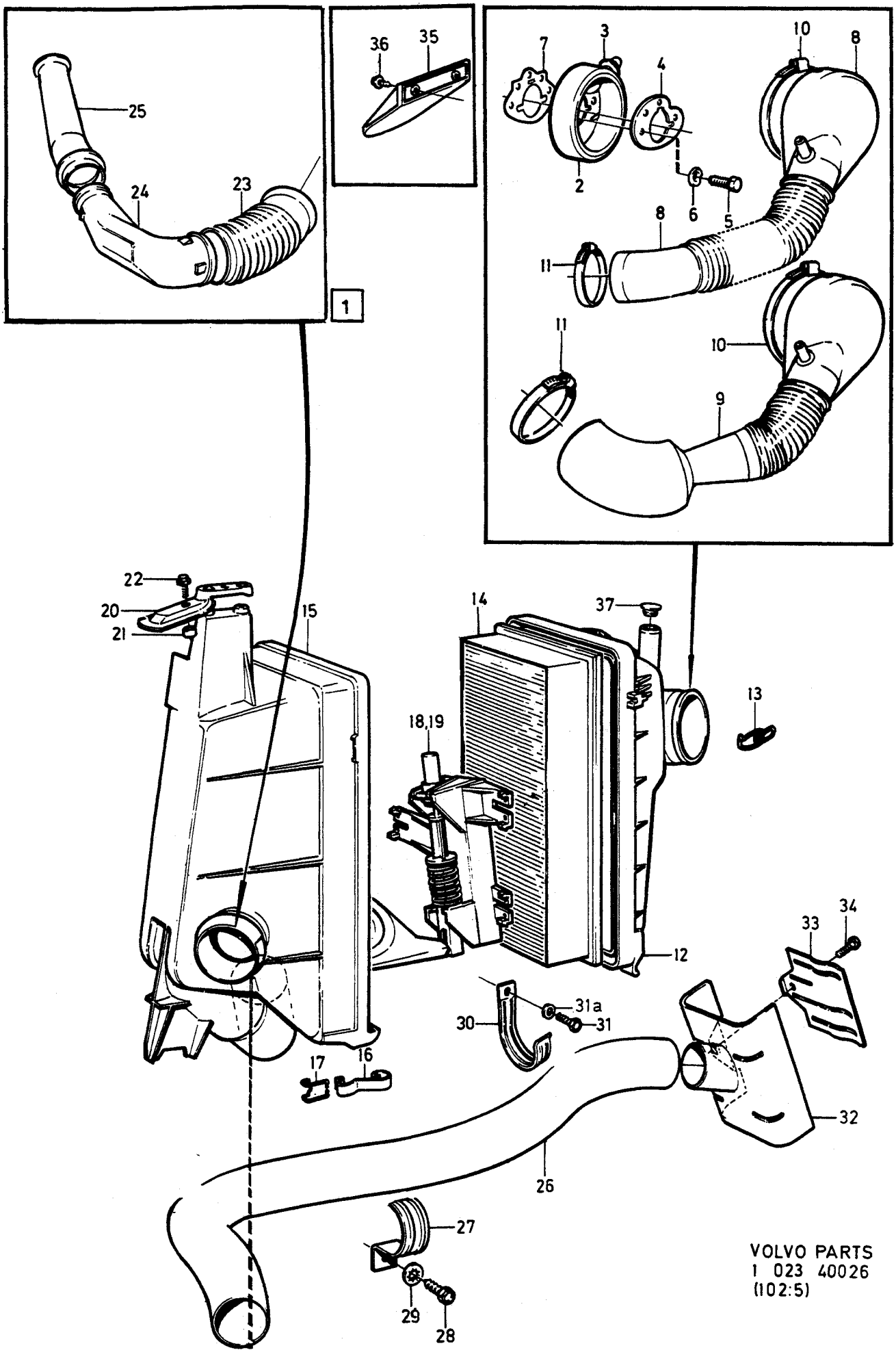

VOLVO PARTS
1 023 40026
(102:5)

A
B
C
D
E

AIR CLEANER — LUFTFILTER

Group / Grupp 23

Page / Sida 219

B230A

Fig	Part No. Artikel nr	Quantity /Antal A	B	C	D	E	PS	Description	Benämning	Notes Anmärkning	SR
1		1	-	-	-	-		Air cleaner with fittings	Luftfilter med monteringsdetaljer		
2	1326185-4	1	-	-	-	-		•Connecting plate	•Anslutningsplatta		3
3	1334889-1	1	-	-	-	-		•Washer	•Bricka		2
4	1306457-1	1	-	-	-	-		•Washer	•Bricka		2
5	955294-4	3	-	-	-	-		•Screw	•Skruv		2
6	941907-8	3	-	-	-	-		•Spring washer	•Fjäderbricka		2
7	1357374-6	1	-	-	-	-	IK	Gasket	Packning		2
8	1336896-4	1	-	-	-	-		•Fresh air hose	•Friskluftslang	W/O E.G.R	2
9	1326186-2	1	-	-	-	-		•Hose	•Slang	E.G.R	2
10	968050-5	1	-	-	-	-		•Hose clamp	•Slangklamma		2
11	943480-4	1	-	-	-	-		•Hose clamp	•Slangklamma		2
12	463503-3	1	-	-	-	-		•Filter cover	•Filterlock	1)	4
	1266791-1	1	-	-	-	-		•Filter cover	•Filterlock	2)	4
13	1257376-2	2	-	-	-	-		••Clamp	••Klamma	2)	2
14	463505-8	1	-	-	-	-		•Filter insert	•Filterinsats		1
	1326352-0	1	-	-	-	-		•Filter insert key dusty conditions	•Filterinsats mycket dammig miljö	3)	1
15	463863-1	1	-	-	-	-		•Filter housing, lower	•Filterhus, undre	1)	4
	1276444-5	1	-	-	-	-		•Filter housing	•Filterhus	2)	4
16	463908-4	4	-	-	-	-		••Clamp	••Klamma	1)	2
17	673792-8	4	-	-	-	-		••Clamp	••Klamma	1)	2
18	1357365-4	1	-	-	-	-		•Control mechanism	•Reglermekanism	2)	3
19	1266827-3	1	-	-	-	-		••Thermostat	••Termostat		3
20	1201818-0	1	-	-	-	-		•Bracket	•Konsol		3
21	1357345-6	1	-	-	-	-		•Spacer sleeve	•Distanshylsa		2
22	946934-7	1	-	-	-	-		•Flange screw	•Flänsskruv		2
23	1276669-7	1	-	-	-	-		•Inlet hose	•Inloppsslang		2
24	1306140-3	1	-	-	-	-		•Grommet	•Genomföring		2
25	1306688-1	1	-	-	-	-		•Air inlet	•Luftintag		2
26	946841-4	X	-	-	-	-		•Hose	•Slang	2)	2
	1276431-2	1	-	-	-	-		•Hose	•Slang	2) (S), (N), (DK), (SF)	2
27	948261-3	1	-	-	-	-		•Clamp	•Klamma		2
	1276437-9	1	-	-	-	-		•Clamp	•Klamma	(S), (N), (DK), (SF)	2
28	190666-8	1	-	-	-	-		•Screw	•Skruv	2)	2
29	940155-5	1	-	-	-	-		•Lock washer	•Låsbricka		2
30	1266979-2	1	-	-	-	-		•Clamp	•Klamma	2) R.H.D	2
31	955272-0	1	-	-	-	-		•Screw	•Skruv	2) R.H.D	2
31a	955892-5	1	-	-	-	-		Washer	Bricka		2
32	463280-8	1	-	-	-	-		•Pre-heating plate	•Förvärmningsplåt	2)	5
33	463284-0	1	-	-	-	-		•Brace	•Bygel	2)	3
34	940142-3	1	-	-	-	-		•Screw	•Skruv	2)	2
35	1276833-9	1	-	-	-	-		•Protecting plate	•Skyddsplatta	2)	3
36	965396-5	2	-	-	-	-		•Screw	•Skruv	2)	2
37	680036-1	1	-	-	-	-		Plug	Plugg	1)	3

1) Without air pre heating / Utan luftförvärmning
2) With air pre heating / Med luftförvärmning
3) Not standard equipment,service alternative. / Ej standardutrustning,service alternativ.

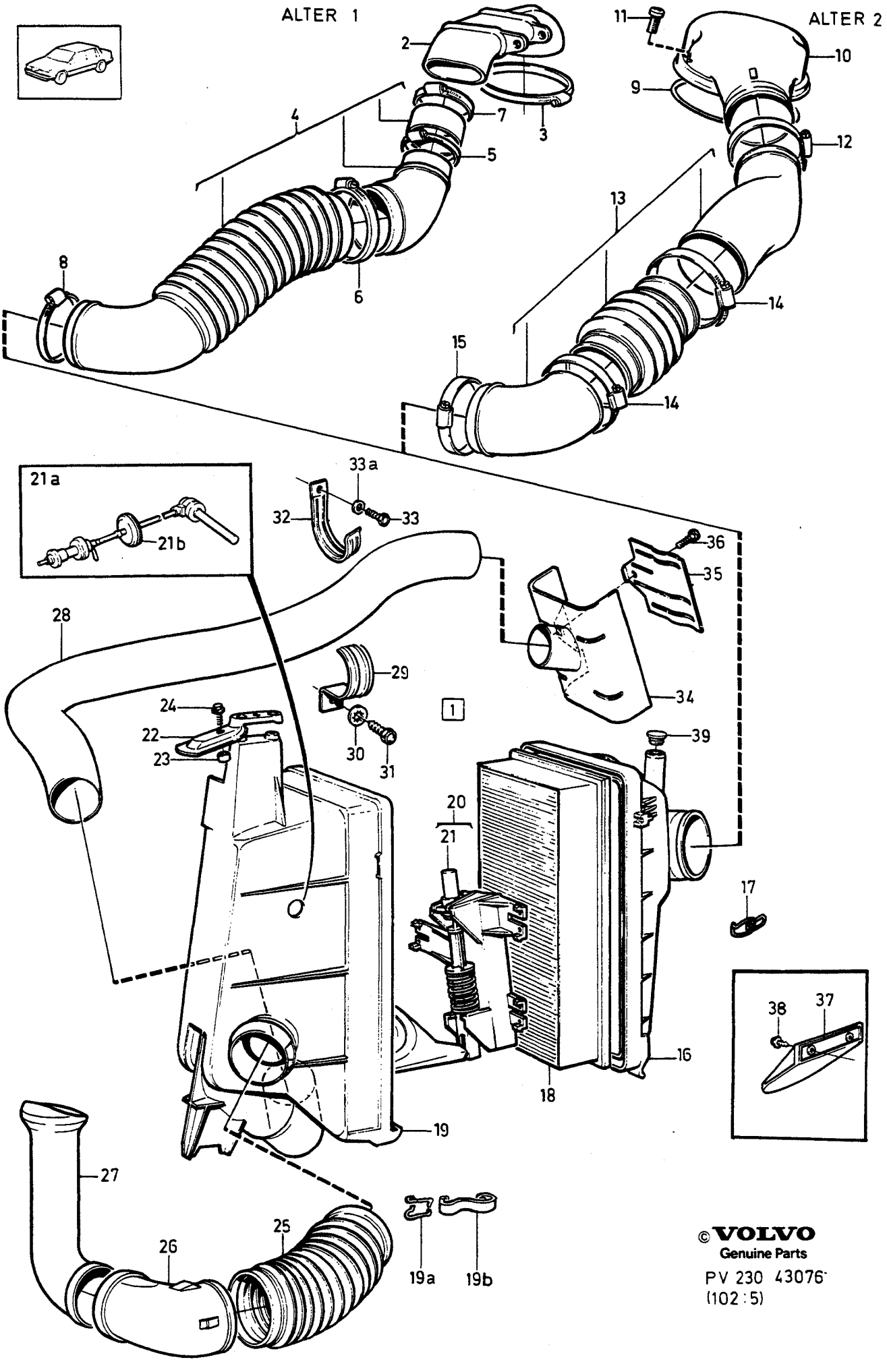

©VOLVO
Genuine Parts

A	B200K ALTER 1
B	B200K ALTER 2 -1986
C	B200K ALTER 2 1987.
D	B230K
E	

AIR CLEANER — LUFTFILTER

B200K, B230K

Group / Grupp 23

Page / Sida 221

Fig	Part No. / Artikel nr	Quantity / Antal A	B	C	D	E	PS	Description	Benämning	Notes / Anmärkning	SR
1		1	-	-	-	-		Air cleaner with fittings	Luftfilter med monteringsdetaljer		
2	1336189-4	1	-	-	-	-		•Hose coupling	•Slangkoppling		3
3	1336263-7	1	-	-	-	-		•Hose clamp	•Slangklamma		2
4	1336648-9	1	-	-	-	-		•Fresh air hose	•Friskluftslang		3
5	1336264-5	1	-	-	-	-		••Hose clamp	••Slangklamma		2
6	*967657*	1	-	-	-	-	OP	••Hose clamp	••Slangklamma		2
7	1336264-5	1	-	-	-	-		•Hose clamp	•Slangklamma		2
8	943480-4	1	-	-	-	-		•Hose clamp	•Slangklamma		2
9	967789-9	-	1	1	1	-	IK	•O-ring	•O-ring		2
10	1357059-3	-	1	-	-	-		•Connector	•Anslutning	(S) (N) (DK) (SF)	3
	1367548-3	-	1	-	-	-		•Connecting sleeve	•Anslutningsmuff	(1346685) EXC (S) (N), (DK) (SF).	3
	1367012-0	-	-	1	-	-		•Connecting sleeve	•Anslutningsmuff		3
	1367026-0	-	-	-	1	-		•Connecting sleeve	•Anslutningsmuff		2
11	1346733-7	-	3	3	3	-		•Screw	•Skruv		2
12	943481-2	-	1	1	1	-		•Hose clamp	•Slangklamma		2
13	1336914-5	-	1	1	1	-		•Fresh air hose	•Friskluftslang		2
14	943481-2	-	2	2	2	-		••Hose clamp	••Slangklamma		2
15	943476-2	-	1	1	1	-		•Hose clamp	•Slangklamma		2
16	1266791-1	1	1	1	1	-		•Filter cover	•Filterlock	1)	4
	463503-3	1	1	-	-	-		•Filter cover	•Filterlock	2)	4
17	1257376-2	2	2	2	2	-		••Clamp	••Klamma	1)	2
18	463505-8	1	1	1	1	-		•Filter insert	•Filterinsats		1
	1326352-0	1	1	1	1	-		•Filter insert key dusty conditions	•Filterinsats mycket dammig miljö		1
19	1276444-5	1	1	1	-	-		•Filter housing	•Filterhus	1) 3)	4
	463863-1	1	1	-	-	-		•Filter housing, lower	•Filterhus, undre	2)	4
	1367010-4	-	-	1	1	-		•Filter housing	•Filterhus	4)	4
19a	673792-8	4	4	4	4	-		••Clamp	••Klamma		2
19b	463908-4	4	4	4	4	-		••Clamp	••Klamma		2
20	1357365-4	1	1	1	-	-		•Control mechanism	•Reglermekanism	3)	3
☆	1367007-0	-	-	1	1	-		•Control mechanism	•Reglermekanism	4)	4
21	1266827-3	1	1	1	-	-		••Thermostat	••Termostat	3)	3
21a	1367008-8	-	-	1	1	-		••Thermostat	••Termostat	4)	3
21b		-	-	1	1	-	NS	•••Grommet	•••Genomföring	4)	
22	1201818-0	1	1	1	1	-		•Bracket	•Konsol		3
23	1357345-6	1	1	1	1	-		•Spacer sleeve	•Distanshylsa		2
24	946934-7	1	1	1	1	-		•Flange screw	•Flänsskruv		2
25	1357126-0	1	-	-	-	-		•Inlet hose	•Inloppsslang		2
	1276669-7	-	1	1	1	-		•Inlet hose	•Inloppsslang		2
26	1306140-3	1	1	1	1	-		•Grommet	•Genomföring		2
27	1306688-1	1	1	1	1	-		•Air inlet	•Luftintag		2
28	1276431-2	-	1	1	1	-		•Hose	•Slang	1) (S), (N), (DK), (SF)	2
	946841-4	X	X	X	X	-		•Hose	•Slang	1) EXC (S) (N) (DK) (SF)	2
29	1276437-9	-	1	1	1	-		•Clamp	•Klamma	(S), (N), (DK), (SF)	2
	948261-3	1	1	1	1	-		•Clamp	•Klamma	EXC (S) (N) (DK) (SF)	2

1) With air pre heating / Med luftförvärmning
2) Without air pre heating / Utan luftförvärmning
3) With hydro-temp controlles induction air pre-heating. / Utan hydrotempstyrd luftförvärmning.
4) With hydro-temp controlled induction air pre-heating. / Med hydrotempstyrd luftförvärmning.

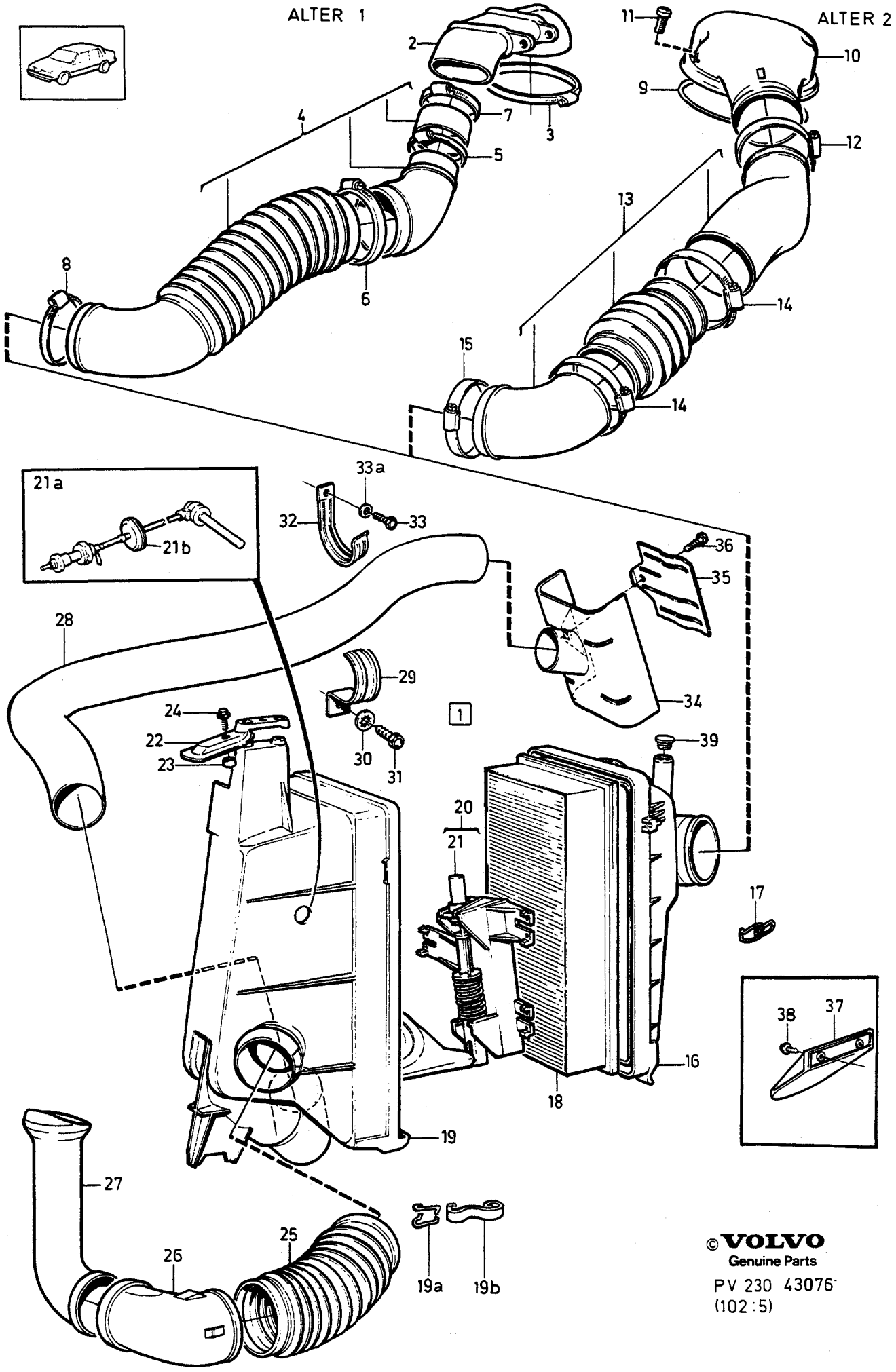

© VOLVO
Genuine Parts

PV 230 43076
(102 : 5)

A	B200K ALTER 1
B	B200K ALTER 2 -1986
C	B200K ALTER 2 1987.
D	B230K
E	

AIR CLEANER — LUFTFILTER

B200K, B230K

Group / Grupp 23

Page / Sida 223

Fig	Part No. / Artikel nr	Quantity / Antal A	B	C	D	E	PS	Description	Benämning	Notes / Anmärkning	SR
30	940155-5	1	1	1	1	-		•Lock washer	•Låsbricka		2
31	190666-8	1	1	1	1	-		•Screw	•Skruv	1)	2
32	1266979-2	1	1	1	1	-		•Clamp	•Klamma	1) R.H.D	2
33	955272-0	1	1	1	1	-		•Screw	•Skruv	1) R.H.D	2
33a	955892-5	1	1	1	1	-		Washer	Bricka		2
34	463280-8	1	1	-	-	-		•Pre-heating plate	•Förvärmningsplåt	1)	5
	3501379-6	-	-	1	1	-		•Pre-heating plate	•Förvärmningsplåt	1)	5
35	463284-0	1	1	1	1	-		•Brace	•Bygel	1)	3
36	940142-3	1	1	1	1	-		•Screw	•Skruv	1)	2
37	1276833-9	1	1	1	1	-		•Protecting plate	•Skyddsplatta	1)	3
38	965396-5	2	2	2	2	-		•Screw	•Skruv	1)	2
39	680036-1	1	1	1	1	-		Plug	Plugg	2)	3

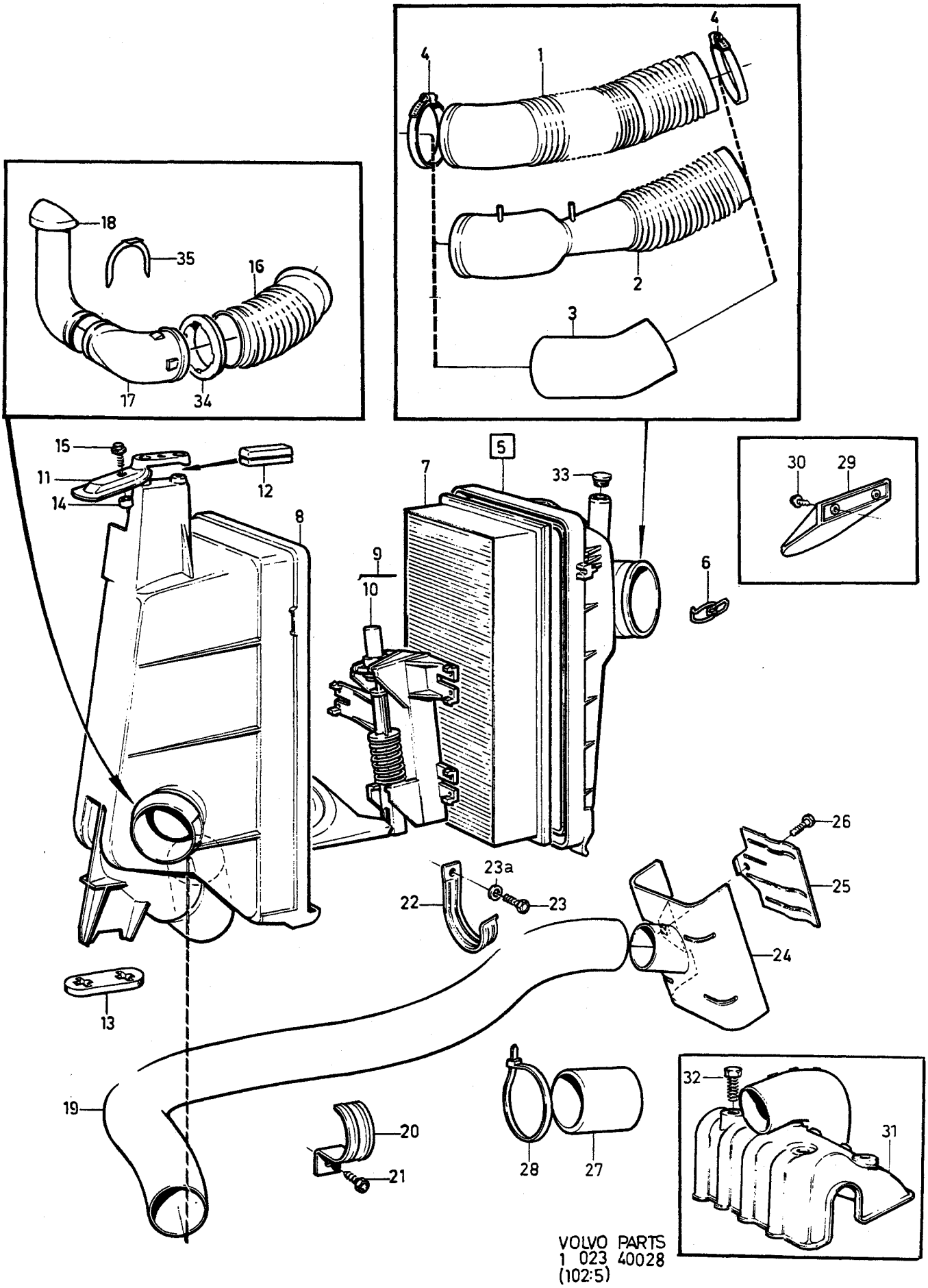

VOLVO PARTS
1 023 40028
(102:5)

A	B200E, B230E
B	B230F
C	
D	
E	

AIR CLEANER — LUFTFILTER

Group / Grupp: 23

Page / Sida: 225

B200E, B230E, B230F

Fig	Part No. Artikel nr	Quantity /Antal A	B	C	D	E	PS	Description	Benämning	Notes Anmärkning	SR
1	463290-7	1	-	-	-	-		Hose	Slang	W/O E.G.R	2
2	1389737-6	1	-	-	-	-		Fresh air hose	Friskluftslang	(1266626) E.G.R	2
3	1317032-9	-	1	-	-	-		Pipe elbow	Rörkrök		2
4	943480-4	2	2	-	-	-		Hose clamp	Slangklamma		2
5	1266791-1	1	1	-	-	-		Filter cover	Filterlock	1)	4
	463503-3	1	1	-	-	-		Filter cover	Filterlock	2)	4
6	1257376-2	2	2	-	-	-		•Clamp	•Klamma		2
7	463505-8	1	1	-	-	-		Filter insert	Filterinsats		1
	1326352-0	1	1	-	-	-		Filter insert key dusty conditions	Filterinsats mycket dammig miljö	3)	1
8	1276444-5	1	-	-	-	-		Filter housing	Filterhus		4
	1336925-1	-	1	-	-	-		Filter housing	Filterhus		4
9	1357363-9	1	1	-	-	-		Control mechanism	Reglermekanism		3
10	1266826-5	1	-	-	-	-		•Thermostat	•Termostat		3
11	1201818-0	1	-	-	-	-		Bracket	Konsol		3
	1336642-2	-	1	-	-	-		Bracket	Konsol		4
12	1357574-1	1	1	-	-	-		Bushing	Bussning		2
13	1336641-4	1	1	-	-	-		Bushing	Bussning		2
14	1357345-6	1	1	-	-	-		Spacer sleeve	Distanshylsa		2
15	946934-7	1	1	-	-	-		Flange screw	Flänsskruv		2
16	1276669-7	1	1	-	-	-		Inlet hose	Inloppsslang		2
17	1306140-3	1	1	-	-	-		Grommet	Genomföring		2
18	1306688-1	1	1	-	-	-		Air inlet	Luftintag		2
19	946841-4	X	X	-	-	-		Hose	Slang		2
20	948261-3	1	1	-	-	-		Clamp	Klamma		2
21	190666-8	1	1	-	-	-		Screw	Skruv		2
22	1266979-2	1	1	-	-	-		Clamp	Klamma	R.H.D	2
23	955272-0	1	1	-	-	-		Screw	Skruv	R.H.D	2
23a	955892-5	1	1	-	-	-		Washer	Bricka		2
24	463280-8	1	-	-	-	-		Pre-heating plate	Förvärmningsplåt	-1986	5
	3501379-6	1	-	-	-	-		Pre-heating plate	Förvärmningsplåt	1987	5
25	463284-0	1	1	-	-	-		Brace	Bygel		3
26	940142-3	1	1	-	-	-		Screw	Skruv		2
27	684576-2	1	1	-	-	-		Hose	Slang	R.H.D . AC	2
28	949668-8	1	1	-	-	-		Strip clamp	Bandklamma	(948616) R.H.D . AC	2
29	1276833-9	1	-	-	-	-		Protecting plate	Skyddsplatta		3
	1276833-9	-	1	-	-	-		Protecting plate	Skyddsplatta		3
30	965395-7	2	2	-	-	-		Screw	Skruv		2
31	*(3501073)*	-	1	-	-	-	SP	Pre-heating plate	Förvärmningsplåt	(1357670) REPL 1 PCS 1367128-4, 1 PCS 3501225-1, 1 PCS 3514443-5	5
32	947107-9	-	4	-	-	-		Flange screw	Flänsskruv		2
33	680036-1	1	1	-	-	-		Plug	Plugg	2)	3
34	1367750-5	1	1	-	-	-		Grommet	Genomföring		3
35	1367751-3	1	1	-	-	-		Clip	Clips		3

1) With air pre heating / Med luftförvärmning
2) Without air pre heating / Utan luftförvärmning
3) Not standard equipment,service alternative. / Ej standardutrustning,service alternativ.

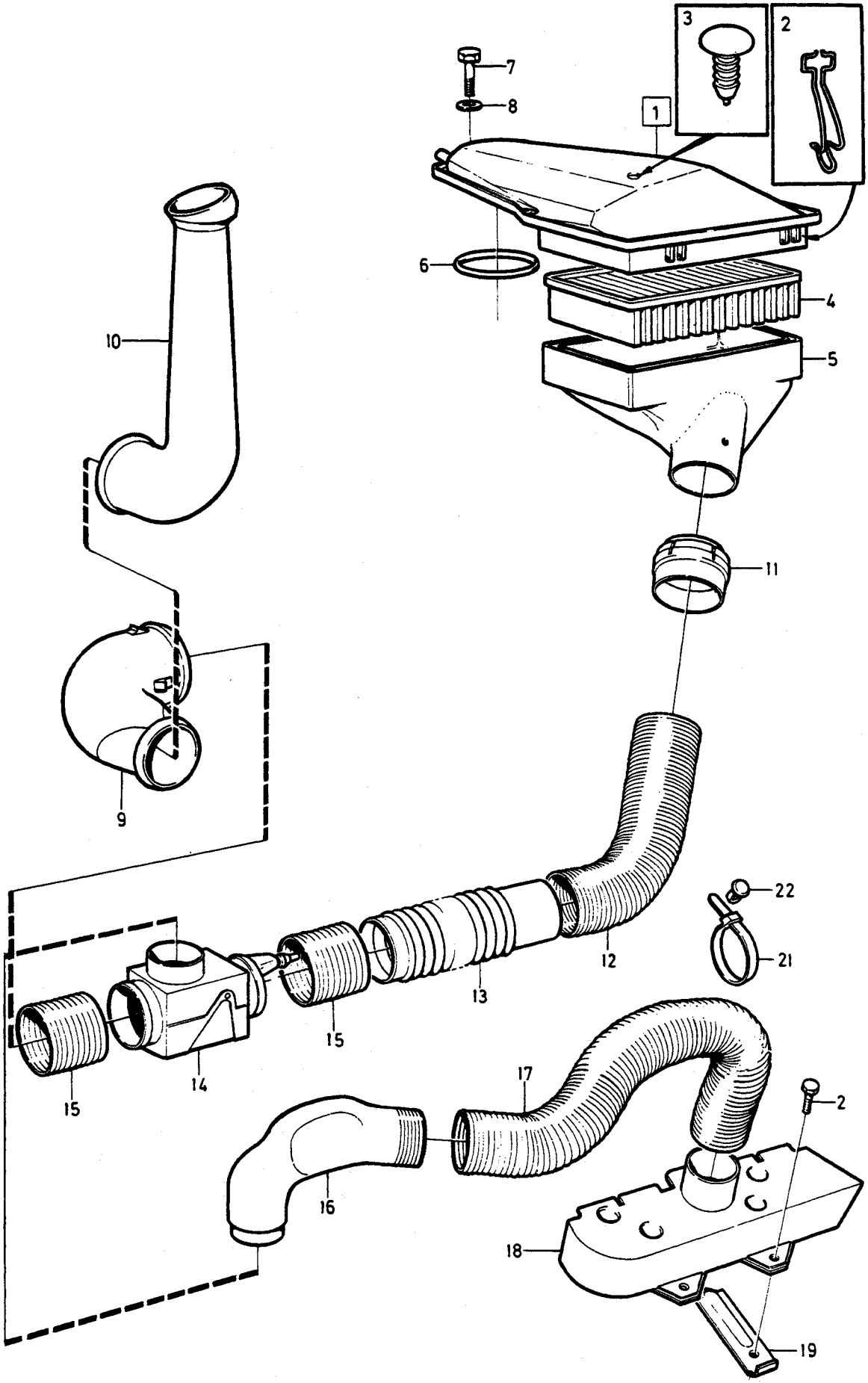

VOLVO PARTS
1 023 35824
(102:5)

A		AIR CLEANER	LUFTFILTER	Group Grupp 23
B				Page Sida 227
C				
D				
E		B28E		

Fig	Part No. Artikel nr	Quantity /Antal A	B	C	D	E	PS	Description	Benämning	Notes Anmärkning	SR
1	1269037-6	1	-	-	-	-		Filter housing, upper	Filterhus, övre	1)	4
	1269570-6	1	-	-	-	-		Filter housing, upper	Filterhus, övre	2)	4
2	683335-4	4	-	-	-	-		•Clamp	•Klamma		2
3	965171-2	1	-	-	-	-		•Screw	•Skruv		2
4	269308-3	1	-	-	-	-		Filter insert	Filterinsats		1
5	1274248-2	1	-	-	-	-		Filter housing, lower	Filterhus, undre		4
6	960237-6	1	-	-	-	-	IK	O-ring	O-ring		2
7	955275-3	3	-	-	-	-		Screw	Skruv		2
8	960140-2	3	-	-	-	-		Washer	Bricka	(960139)	2
9	1306140-3	1	-	-	-	-		Grommet	Genomföring		2
10	1306688-1	1	-	-	-	-		Air inlet	Luftintag		2
11	269767-0	1	-	-	-	-		Hose coupling	Slangkoppling		2
12	948220-9	1	-	-	-	-		Hose	Slang		2
13	1274139-3	1	-	-	-	-		Hose	Slang		2
14	1274242-5	1	-	-	-	-		Throttle housing	Spjällhus		3
15	1274131-0	2	-	-	-	-		Connecting hose	Anslutningsslang		2
16	1274129-4	1	-	-	-	-		Pipe elbow	Rörkrök		2
17	464940-6	1	-	-	-	-		Hose	Slang		2
18	1274187-2	1	-	-	-	-		Pre-heating plate	Förvärmningsplåt		5
19	464939-8	2	-	-	-	-		Brace	Bygel		2
20	948356-1	2	-	-	-	-		Flange screw	Flänsskruv		2
21	948211-8	1	-	-	-	-		Strip clamp	Bandklamma		2
22	1274249-0	1	-	-	-	-		Clamp	Klamma		2

1) Without pulsair / Utan pulsair
2) With pulsair / Med pulsair

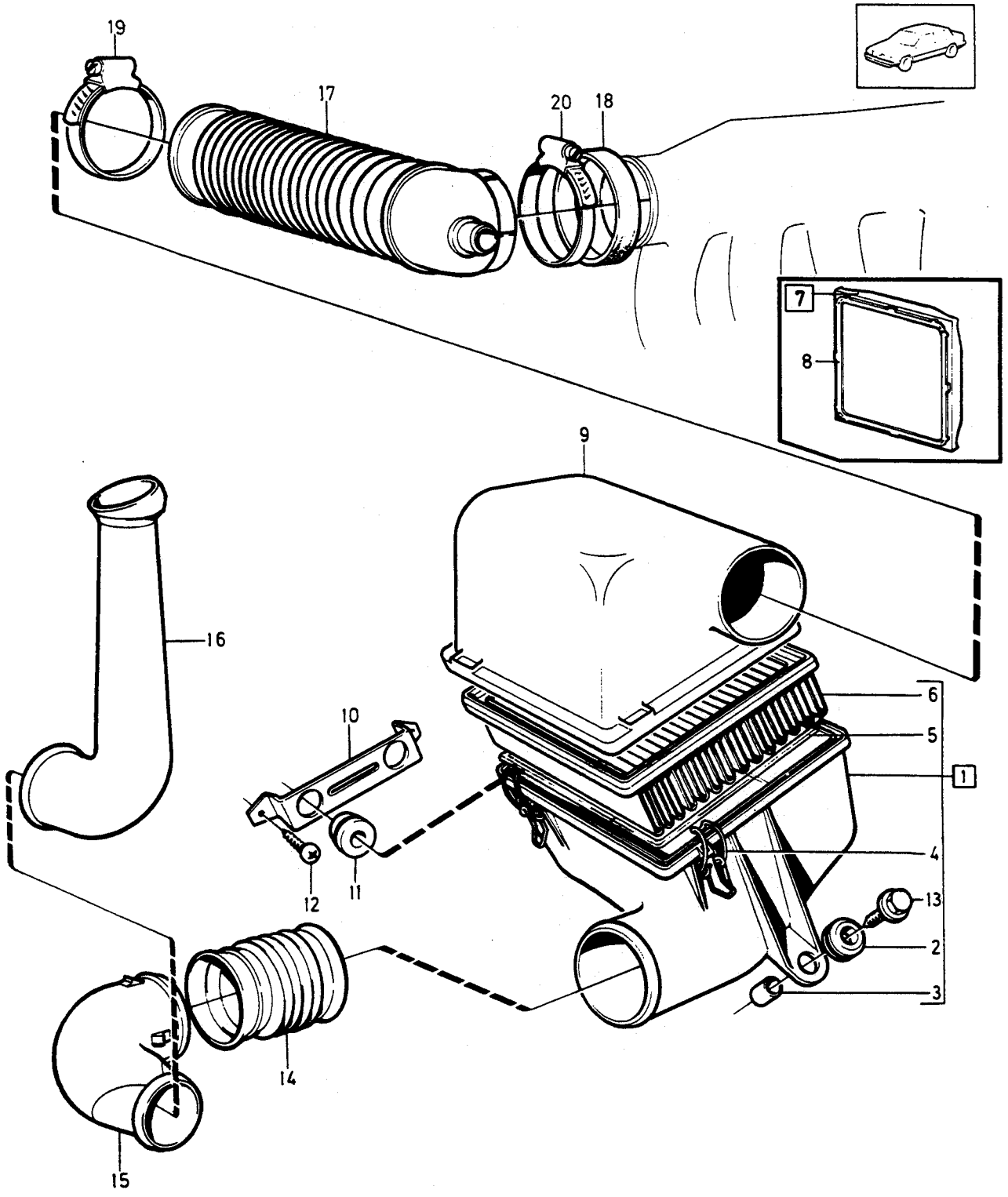

© VOLVO
Genuine Parts
PV 230 41318
(102:5)

A
B
C
D
E

AIR CLEANER — LUFTFILTER

Group / Grupp 23

Page / Sida 229

D24

Fig	Part No. Artikel nr	Quantity /Antal A	B	C	D	E	PS	Description	Benämning	Notes Anmärkning	SR
1	1257463-8	1	-	-	-	-		Filter housing	Filterhus		4
2	1336749-5	1	-	-	-	-		• Rubber bushing	• Gummibussning		2
3	1257342-4	1	-	-	-	-		• Spacer sleeve	• Distanshylsa		2
4	1257376-2	4	-	-	-	-		• Clamp	• Klamma		2
5	1257899-3	1	-	-	-	-		• Frame	• Ram		2
6	1328047-4	1	-	-	-	-		Filter insert	Filterinsats		1
7	1328202-5	1	-	-	-	-		Primary filter key dusty conditions	Förfilter mycket dammig miljö	1)	1
8	1257899-3	1	-	-	-	-		• Frame	• Ram		2
9	1257306-9	1	-	-	-	-		Filter housing	Filterhus		4
10	1257569-2	1	-	-	-	-		Bracket	Konsol		3
11	1336749-5	2	-	-	-	-		Rubber bushing	Gummibussning		2
12	958236-2	2	-	-	-	-		Screw	Skruv		2
13	946215-1	1	-	-	-	-		Screw	Skruv		2
14	1276669-7	1	-	-	-	-		Inlet hose	Inloppsslang		2
15	1306140-3	1	-	-	-	-		Grommet	Genomföring		2
16	1306206-2	1	-	-	-	-		Air inlet	Luftintag		2
17	1257652-6	1	-	-	-	-		Hose	Slang		2
18	1257809-2	1	-	-	-	-		Rubber ring	Gummiring		2
19	943480-4	1	-	-	-	-		Hose clamp	Slangklamma		2
20	943481-2	1	-	-	-	-		Hose clamp	Slangklamma		2

1) Not standard equipment,service alternative. / Ej standardutrustning,service alternativ.

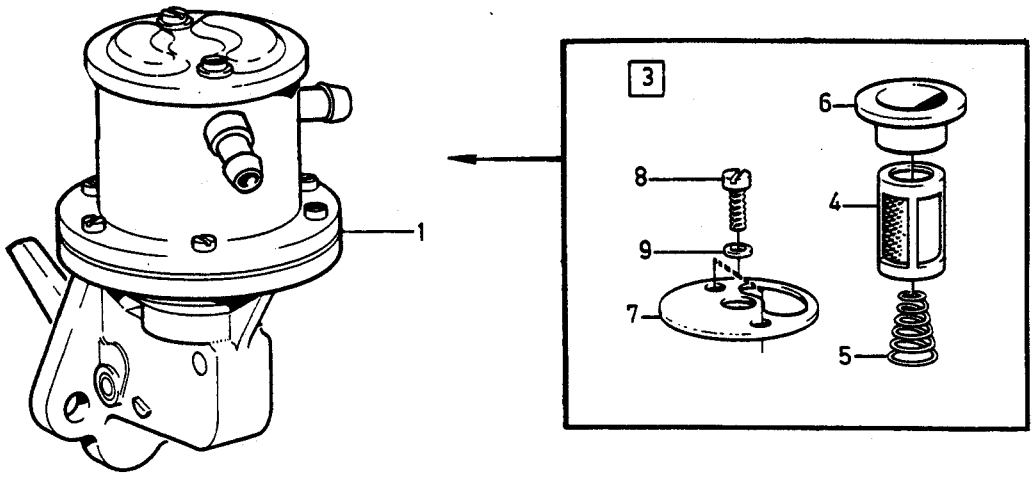
3
1
2
4
5
6
7
8
9

A	1219733
B	1336185
C	
D	
E	

FUEL PUMP — BRÄNSLEPUMP

B200K, B230A, B230K

Group / Grupp 23

Page / Sida 231

Fig	Part No. / Artikel nr	Quantity / Antal A	B	C	D	E	PS	Description	Benämning	Notes / Anmärkning	SR
☆ 1	*(1306877)*	1	..	-	-	-	SP	Fuel pump	Bränslepump	MARKED SOFABEX REPL 1 PCS 1336185-2.	1
2	1336185-2	-	1	-	-	-		Fuel pump	Bränslepump	MARKED PIERBURG	1
3	276308-4	1	-	-	-	-		Repair kit	Reparationssats		1
4		1	-	-	-	-	KN	• Filter	• Filter		
5		1	-	-	-	-	KN	• Spring	• Fjäder		
6		1	-	-	-	-	KN	• Bellows	• Bälg		
7		1	-	-	-	-	KN	• Gasket	• Packning		
8		2	-	-	-	-	KN	• Screw	• Skruv		
9		2	-	-	-	-	KN	• Washer	• Bricka		

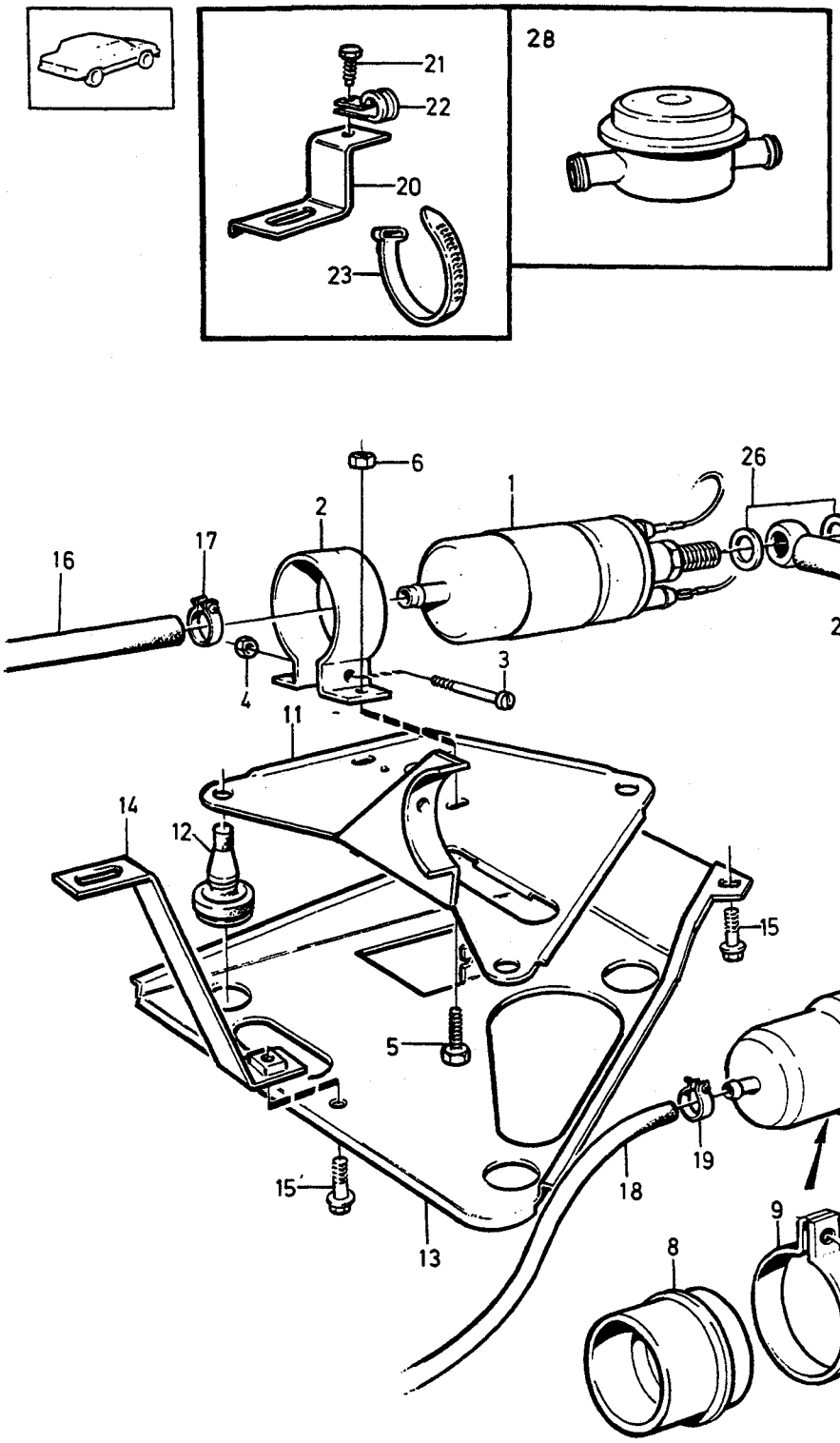

©VOLVO
Genuine Parts
PV 233 51140

A B C D E

FUEL PUMP WITH FITTINGS — BRÄNSLEPUMP MED MONTERINGS-DETALJER

Group / Grupp 23

Page / Sida 233

B200E, B230E, B28E

Fig	Part No. Artikel nr	Quantity /Antal A	B	C	D	E	PS	Description	Benämning	Notes Anmärkning	SR
1	1389447-2	1	-	-	-	-		Fuel pump	Bränslepump		3
2	1272072-8	1	-	-	-	-		Clamp	Klamma		3
3	956083-0	1	-	-	-	-		Screw	Skruv		2
4	1272073-6	1	-	-	-	-		Nut	Mutter		2
5	955269-6	2	-	-	-	-		Screw	Skruv		2
6	946035-3	2	-	-	-	-		Lock nut	Låsmutter		2
7	462547-1	1	-	-	-	-		Pressure accumulator	Tryckackumulator	B200E,B230E	4
	1269808-0	1	-	-	-	-		Pressure accumulator	Tryckackumulator	B28E	4
8	1255015-8	1	-	-	-	-		Spacer ring	Distansring	B200E,B230E	2
9	1255017-4	1	-	-	-	-		Clamp	Klamma		3
10	955271-2	1	-	-	-	-		Screw	Skruv		2
11	1255014-1	1	-	-	-	-		Bracket	Konsol		4
12	1255018-2	3	-	-	-	-		Rubber cushion	Gummikudde		2
13	1254720-4	1	-	-	-	-		Bracket	Konsol		4
14	1255042-2	1	-	-	-	-		Stay	Stag		3
15	944926-5	3	-	-	-	-		Flange screw	Flänsskruv		2
16	1312257-7	X	-	-	-	-		Fuel hose	Bränsleslang	LG 950 mm	2
17	943472-1	2	-	-	-	-		Hose clamp	Slangklamma		2
☆ 18	1336649-7	X	-	-	-	-		Hose	Slang	(192034) LG 1000 mm	2
19	946709-3	2	-	-	-	-		Hose clamp	Slangklamma		2
20	1255255-0	1	-	-	-	-		Bracket	Konsol		4
21	947243-2	1	-	-	-	-		Screw	Skruv		2
22	952631-0	1	-	-	-	-		Clamp	Klamma		2
23	948211-8	2	-	-	-	-		Strip clamp	Bandklamma		2
24	1312320-3	1	-	-	-	-		Fuel pipe	Bränslerör		2
25	1272389-6	1	-	-	-	-		Nut	Mutter		2
☆ 26	947282-0	2	-	-	-	-		Gasket	Packning		2
27	1312287-4	1	-	-	-	-		Feed line	Tryckledning	L.H.D	3
	1312286-6	1	-	-	-	-		Feed line	Tryckledning	R.H.D	3
☆ 28	1389725-1	1	-	-	-	-		Absorber	Dämpare	1)	3

1) Service alternative. / Service alternativ.

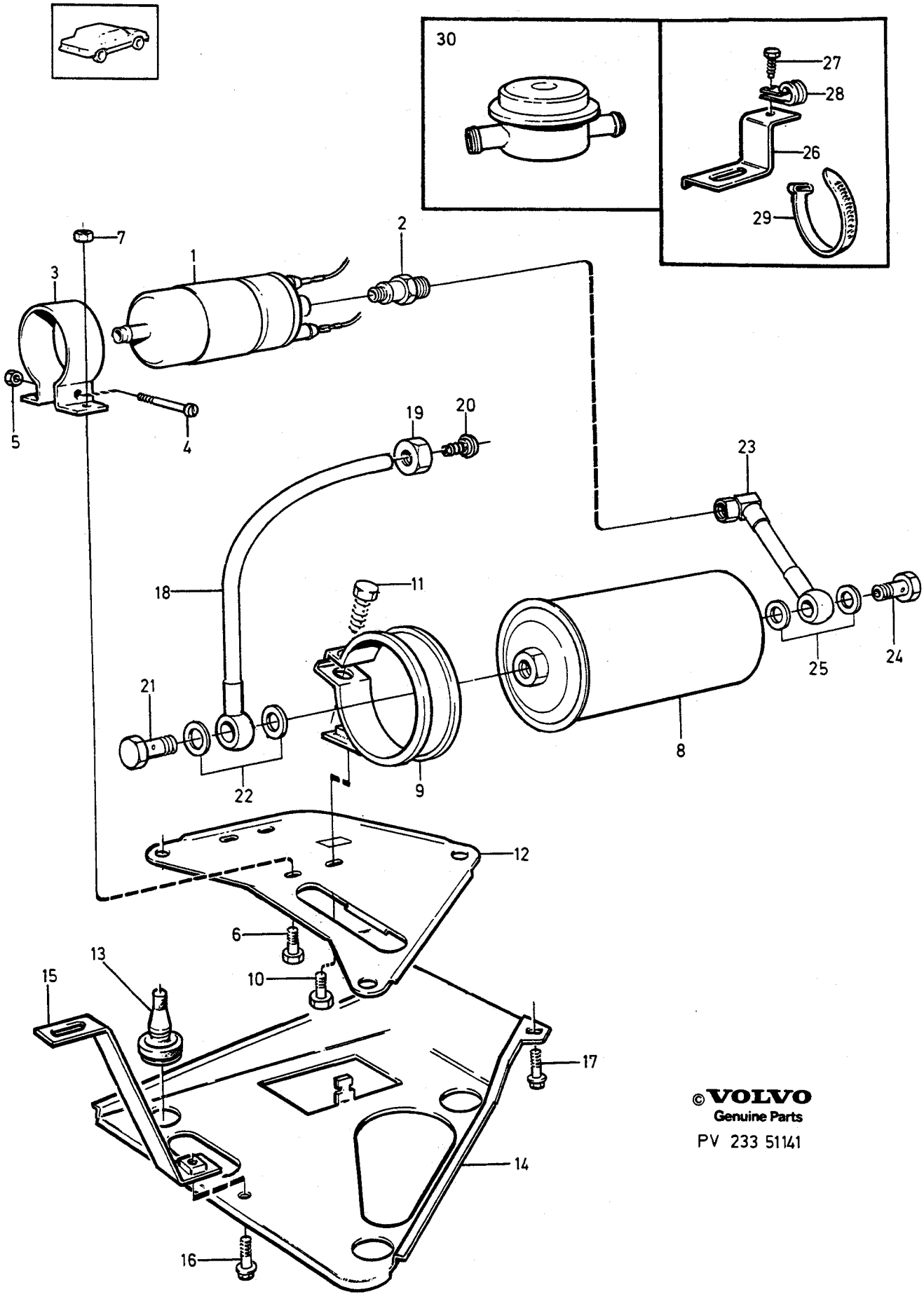

©VOLVO
Genuine Parts

PV 233 51141

A B C D E

FUEL PUMP WITH FITTINGS — BRÄNSLEPUMP MED MONTERINGS-DETALJER

Group Grupp 23

Page Sida 235

B230F

Fig	Part No. Artikel nr	Quantity /Antal A	B	C	D	E	PS	Description	Benämning	Notes Anmärkning	SR
1	1389449-8	1	-	-	-	-		Fuel pump	Bränslepump	(1306932)	3
2	1326899-0	1	-	-	-	-		Non-return valve	Backventil		3
3	1321723-7	1	-	-	-	-		Clamp	Klamma		2
4	956083-0	1	-	-	-	-		Screw	Skruv		2
5	1272073-6	1	-	-	-	-		Nut	Mutter		2
6	955269-6	2	-	-	-	-		Screw	Skruv		2
7	946035-3	2	-	-	-	-		Lock nut	Låsmutter		2
☆ 8	1389562-8	1	-	-	-	-		Fuel filter	Bränslefilter	(1389450)	1
9	1342867-7	1	-	-	-	-		Clamp	Klamma		2
10	955271-2	1	-	-	-	-		Screw	Skruv		2
11	946934-7	1	-	-	-	-		Flange screw	Flänsskruv		2
12	1312249-4	1	-	-	-	-		Attaching plate	Fästplatta		3
13	1255018-2	3	-	-	-	-		Rubber cushion	Gummikudde		2
14	1254720-4	1	-	-	-	-		Bracket	Konsol		4
15	1255042-2	1	-	-	-	-		Stay	Stag		3
16	944926-5	3	-	-	-	-		Flange screw	Flänsskruv		2
17	944926-5	2	-	-	-	-		Flange screw	Flänsskruv		2
18	1312382-3	1	-	-	-	-		Fuel pipe	Bränslerör	1985	3
	1367523-6	1	-	-	-	-		Fuel pipe	Bränslerör	1986-	3
19	946236-7	1	-	-	-	-		•Nut	•Mutter		2
20	946239-1	1	-	-	-	-		•Nipple	•Nippel		2
21	968178-4	1	-	-	-	-		Hollow screw	Hålskruv	(74040)	2
☆ 22	947282-0	2	-	-	-	-		Gasket	Packning		2
23	1312297-3	1	-	-	-	-		Fuel pipe	Bränslerör		2
24	968179-2	1	-	-	-	-		Hollow screw	Hålskruv	(25167)	2
☆ 25	18838-3	2	-	-	-	-		Gasket	Packning	(947621)	2
26	1255255-0	1	-	-	-	-		Bracket	Konsol		4
27	947243-2	1	-	-	-	-		Screw	Skruv		2
28	952631-0	1	-	-	-	-		Clamp	Klamma		2
29	948211-8	2	-	-	-	-		Strip clamp	Bandklamma		2
☆ 30	1389725-1	1	-	-	-	-		Absorber	Dämpare	1)	3

1) Service alternative. / Service alternativ.

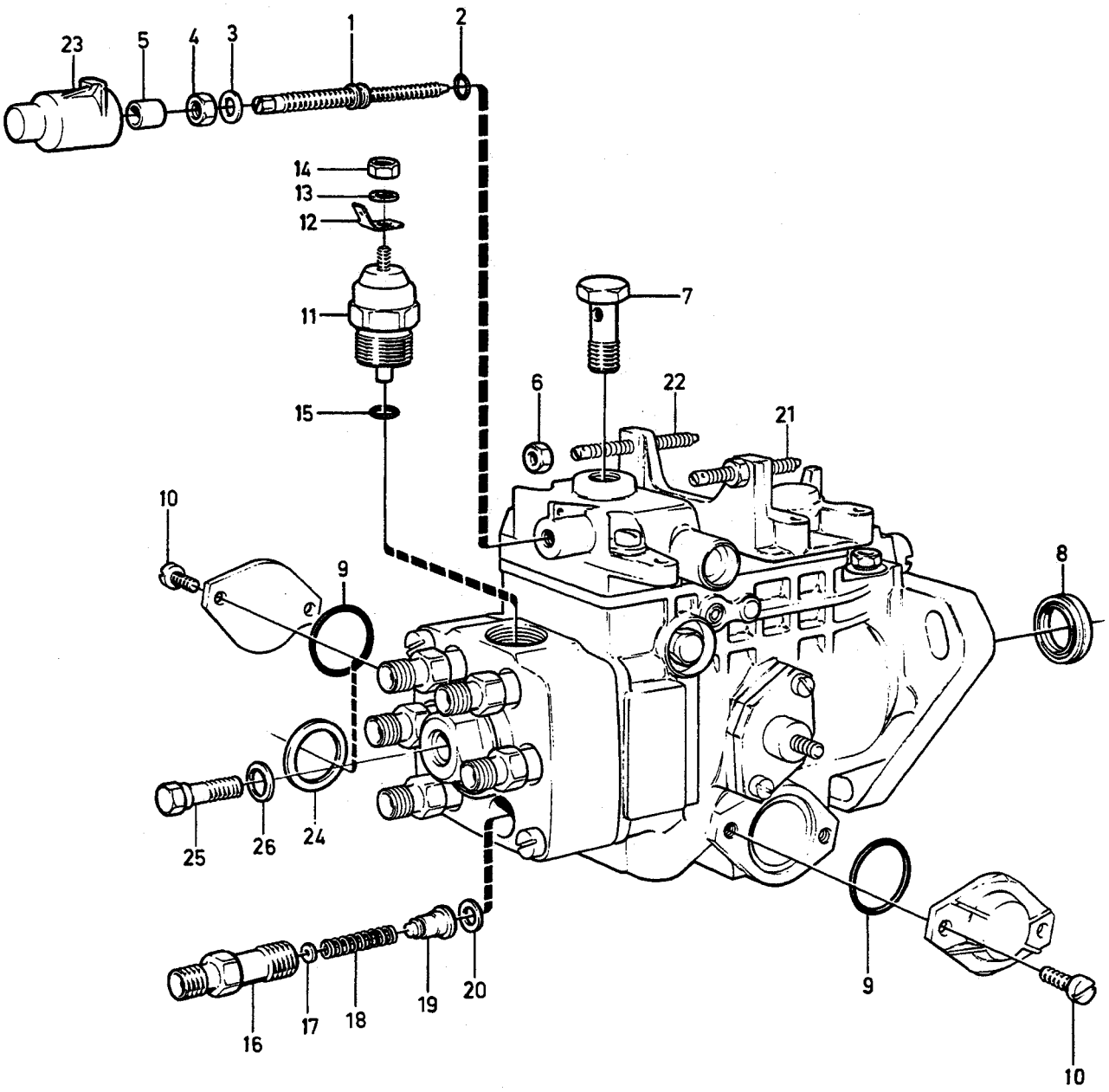

VOLVO PARTS
1 023 35833
(102:2)

A		INJECTION PUMP	INSPRUTNINGSPUMP	Group Grupp 23
B				
C				Page Sida 237
D				
E		1257157		

Fig	Part No. Artikel nr	Quantity /Antal A	B	C	D	E	PS	Description	Benämning	Notes Anmärkning	SR
1	1257677-3	1	-	-	-	-		Adjusting screw	Ställskruv	LG 26 mm	3
	1257678-1	1	-	-	-	-		Adjusting screw	Ställskruv	LG 24 mm	3
	1257679-9	1	-	-	-	-		Adjusting screw	Ställskruv	LG 28 mm	3
2	844235-2	1	-	-	-	-		O-ring	O-ring		4
3	25703-0	1	-	-	-	-		Washer	Bricka		3
4	955800-8	1	-	-	-	-		Lock nut	Låsmutter		2
5	844652-8	1	-	-	-	-		Spacer sleeve	Distanshylsa		3
6	955781-0	2	-	-	-	-		Nut	Mutter		2
7	844237-8	1	-	-	-	-		Hollow screw	Hålskruv		4
8	844178-4	1	-	-	-	-		Sealing ring	Tätningsring		4
9	844176-8	2	-	-	-	-		O-ring	O-ring		3
10		4	-	-	-	-	NS	Screw	Skruv		
11	1257676-5	1	-	-	-	-		Solenoid valve	Magnetventil		3
12	942888-9	1	-	-	-	-		Tab	Flatstift		2
13	941905-2	1	-	-	-	-		Spring washer	Fjäderbricka		2
14	955780-2	1	-	-	-	-		Nut	Mutter		2
15	243572-5	1	-	-	-	-		O-ring	O-ring		3
16	244688-8	6	-	-	-	-		Delivery valve retainer	Tryckventilhållare		5
17	243560-0	6	-	-	-	-		Washer	Bricka		4
18	238309-9	6	-	-	-	-		Compression spring	Tryckfjäder		4
19	1257675-7	6	-	-	-	-		Delivery valve	Tryckventil		4
20	845738-4	6	-	-	-	-		Sealing washer	Tätningsbricka		4
21	1277235-6	1	-	-	-	-		Set screw idling	Stoppskruv tomgång		3
22	844228-7	1	-	-	-	-		Set screw max.revs.	Stoppskruv max.varv		2
23	1542407-0	1	-	-	-	-		Sleeve	Hylsa		3
24	1257741-7	1	-	-	-	-		Adjusting washer ignition advance	Justerbricka tändförställning		2
25	845737-6	1	-	-	-	-		Bleeder screw	Urluftningsskruv		3
26	947620-1	1	-	-	-	-		Gasket	Packning		2

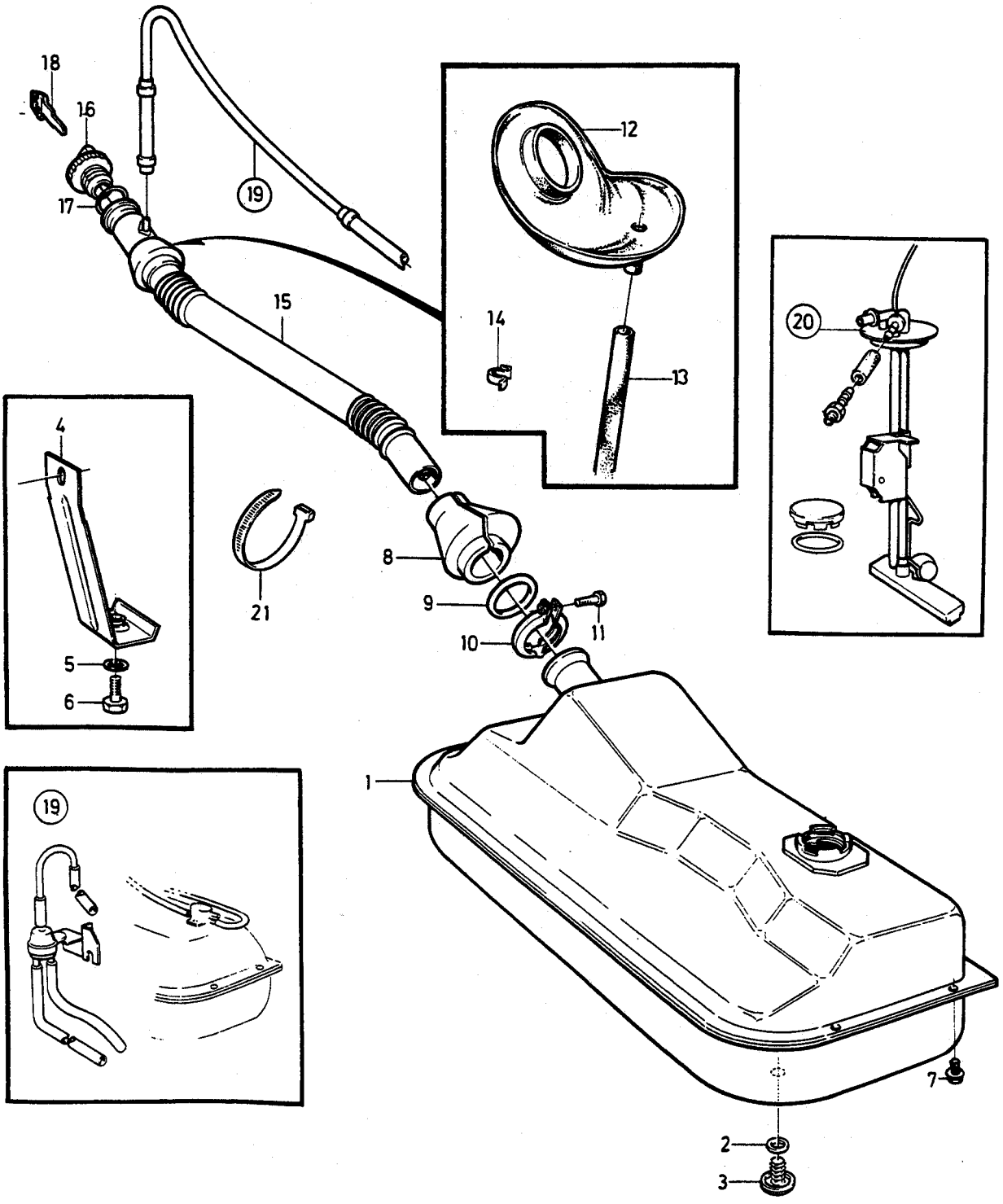

VOLVO PARTS
1 023 35837
(102:4)

A	CARB	FUEL TANK AND CONNECTING PARTS BRÄNSLETANK OCH ANSLUTNINGSDETALJER	Group Grupp 23
B	F.I		Page Sida 239
C	DSL		
D			
E			

Fig	Part No. Artikel nr	Quantity /Antal A	B	C	D	E	PS	Description	Benämning	Notes Anmärkning	SR
☆ 1	*(3501385)*	1	1	1	-	-	SP	Fuel tank	Bränsletank	REPL 1 PCS 3517373-1	4
2	1304235-3	1	1	1	-	-		•Gasket	•Packning		2
3	1304236-1	1	1	1	-	-		•Screw	•Skruv		2
4	1255451-5	1	1	1	-	-		Bracket	Konsol		4
5	960148-5	2	2	2	-	-		Washer	Bricka		2
6	948327-2	1	1	1	-	-		Flange screw	Flänsskruv		2
7	948327-2	5	5	5	-	-		Flange screw	Flänsskruv		2
8	1254461-5	1	1	1	-	-		Rubber seal	Gummiläpp		2
9	949282-8	1	1	1	-	-		O-ring	O-ring		2
10	1254606-5	1	1	1	-	-		Clamp	Klamma		2
11	955276-1	1	1	1	-	-		Screw	Skruv		2
12	1246522-5	1	1	1	-	-		Rubber seal	Gummiläpp		2
13	946234-2	X	X	X	-	-		Plastic pipe	Plaströr	LG 590 mm	2
14	1312262-7	1	1	1	-	-		Clip	Clips		4
15	1254445-8	1	1	1	-	-		Filler pipe	Påfyllningsrör	EXC B230F	4
	1254446-6	-	1	-	-	-		Filler pipe	Påfyllningsrör	1)	4
16	1325002-2	1	1	1	-	-		Filler cap red, non-lockable	Tanklock röd, ej låsbart.		1
	1129133-3	1	1	1	-	-		Filler cap, lockable red, lockable	Tanklock, låsbart röd, låsbart.		3
	3514227-2	-	1	-	-	-		Filler cap green, non-lockable	Tanklock grönt, ej låsbart.	1)	1
		-	1	-	-	-	NS	Filler cap green, lockable	Tanklock grönt, låsbart.	1)	
17	1304391-4	1	1	1	-	-		•O-ring	•O-ring		2
18	1304390-6	1	1	1	-	-		Key blank	Nyckelämne		2
19		-	-	-	-	-		Balancing system for fuel tanks	Utjämningssystem för bränsletank	SEE 23•241	
20		-	-	-	-	-		Tank sender	Tankarmatur	SEE 38•539	
21	948211-8	1	1	1	-	-		Strip clamp	Bandklamma		2

1) Leadless fuel. / Blyfri bensin.

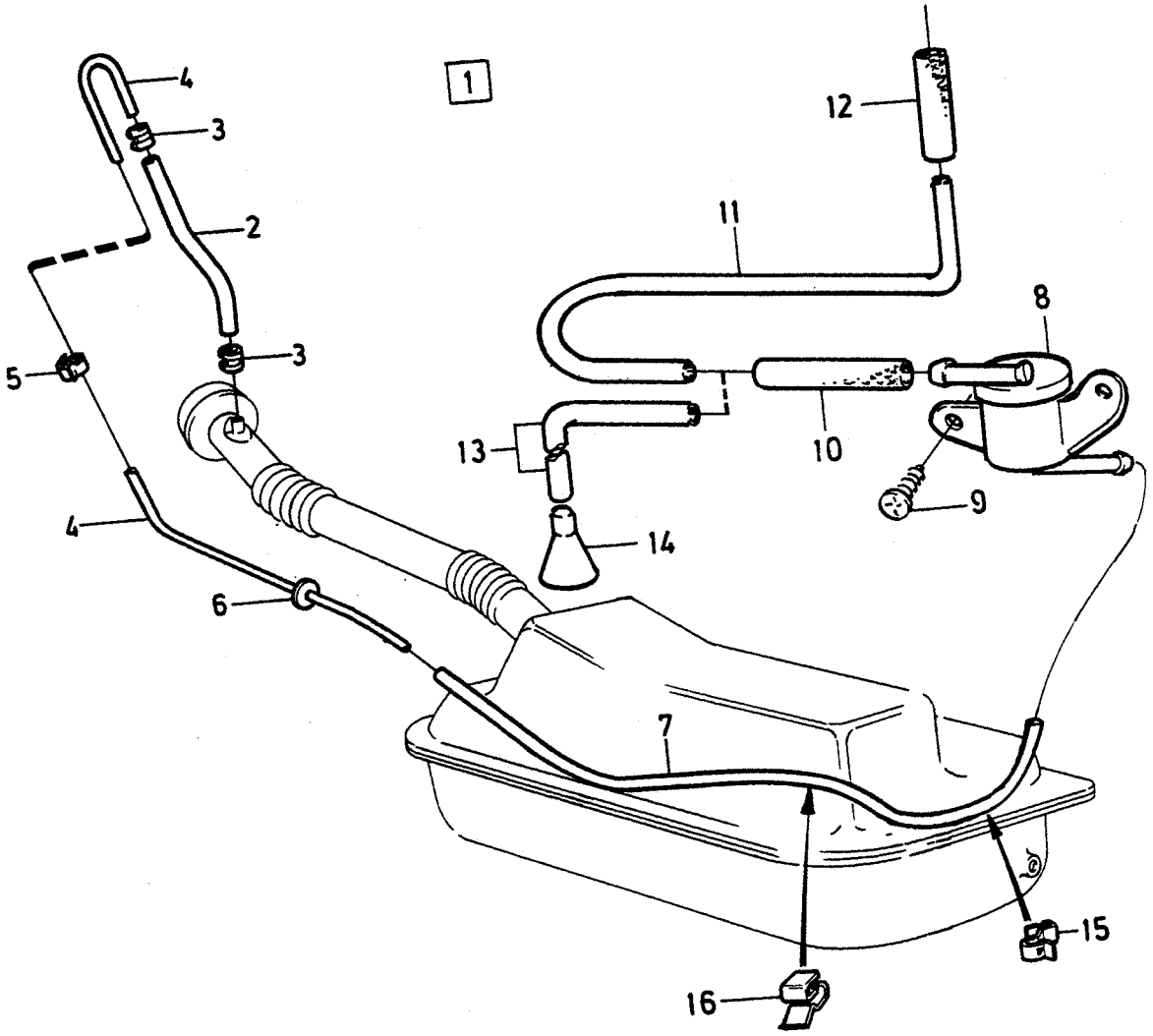



©VOLVO
Genuine Parts
PV230 41325
(102:2)

A
B
C
D
E

BALANCING SYSTEM FOR FUEL TANKS UTJÄMNINGSSYSTEM FÖR BRÄNSLETANK

Group Grupp 23

Page Sida 241

Fig	Part No. Artikel nr	Quantity /Antal A	B	C	D	E	PS	Description	Benämning	Notes Anmärkning	SR
1		1	-	-	-	-		Equalizing system	Utjämningssystem		
☆ 2	1336649-7	X	-	-	-	-		• Hose	• Slang	(192034) 4DRS LG 340 mm	2
	1304278-3	X	-	-	-	-		• Hose	• Slang	5DRS LG 300 mm	2
3	1211392-4	2	-	-	-	-		• Hose clamp	• Slangklämma		2
4	968600-7	X	-	-	-	-		• Bundy pipe	• Bundyrör	4DRS	2
	968600-7	X	-	-	-	-		• Bundy pipe	• Bundyrör	5DRS LG 960 mm	2
5	192248-3	1	-	-	-	-		• Clamp	• Klamma		2
6	941268-5	1	-	-	-	-		• Plug	• Plugg	(941264)	2
☆ 7	1336649-7	X	-	-	-	-		• Hose	• Slang	(192034) LG 800 mm	2
8	1255422-6	1	-	-	-	-		• Valve	• Ventil		3
9	190364-0	2	-	-	-	-		• Screw	• Skruv		2
10	1304278-3	X	-	-	-	-		• Hose	• Slang	LG 50 mm	2
11	968600-7	X	-	-	-	-		• Bundy pipe	• Bundyrör	(954314)	2
12	1304278-3	X	-	-	-	-		• Hose	• Slang	LG 50 mm	2
13	968600-7	X	-	-	-	-		• Bundy pipe	• Bundyrör		2
14	1389733-5	1	-	-	-	-		• Funnel	• Tratt	(1304718) D24	3
15	3501549-4	1	-	-	-	-		• Clip	• Clips		2
16	192248-3	1	-	-	-	-		• Clamp	• Klamma	D24	2

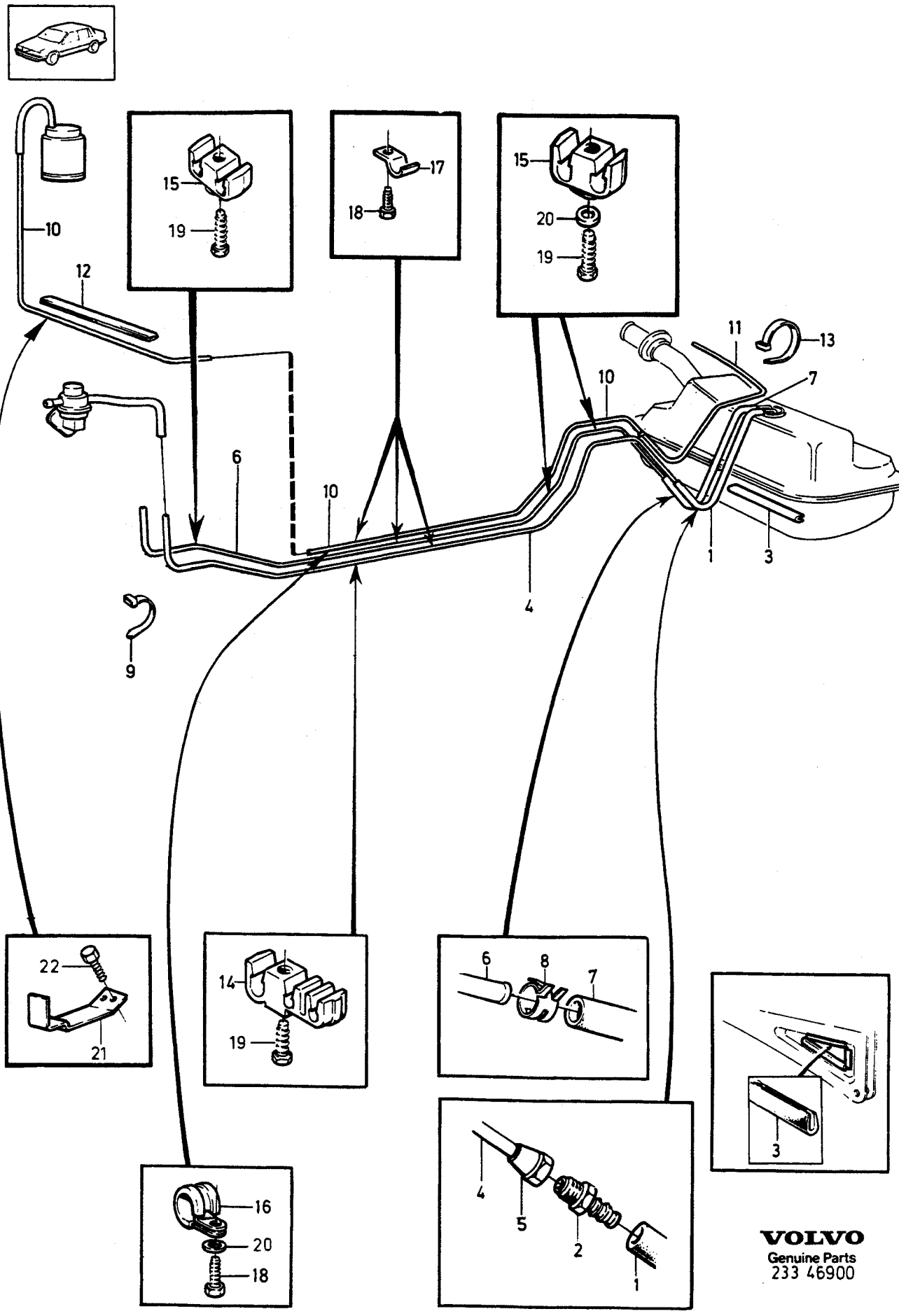

VOLVO
Genuine Parts
233 46900

A	B230A
B	B200K
C	D24
D	B230K
E	

FUEL PIPES FROM TANK TO ENGINE — BRÄNSLELEDNINGAR FRÅN TANK TILL MOTOR

B230A, B200K, D24, B230K

Group / Grupp 23

Page / Sida 243

Fig	Part No. / Artikel nr	Quantity / Antal A	B	C	D	E	PS	Description	Benämning	Notes / Anmärkning	SR
1		1	1	1	1	-		Fuel hose	Bränsleslang	SEE 38•539	
2		1	1	1	1	-		•Nipple	•Nippel	SEE 38•539	
3		X	X	X	-	-	NS	Edge protection moulding	Kantskyddslist		
4	968601-5	X	X	X	-	-		Bundy pipe	Bundyrör	LG 2755 mm	2
5	954322-4	1	1	1	-	-		Cap nut	Överfallsmutter		2
6	968600-7	-	-	X	-	-		Bundy pipe	Bundyrör	LG 2750 mm	2
7	1266870-3	-	X	X	X	-		Hose	Slang	LG 400 mm	2
8	1321718-7	-	-	2	-	-		Clamp	Klamma		2
9	948211-8	1	1	1	-	-		Strip clamp	Bandklamma		2
10	945460-4	X	X	-	X	-		Plastic pipe	Plaströr	1) LG 3500 mm	2
☆ 11	1336649-7	X	X	-	X	-		Hose	Slang	1) (192034)	2
12	679754-2	X	X	-	X	-		Edge protection moulding	Kantskyddslist	1)	2
13	948211-8	1	1	-	1	-		Strip clamp	Bandklamma	1)	2
14	1221989-5	-	-	X	-	-		Clamp	Klamma		2
15	1221990-3	X	X	X	X	-		Clamp	Klamma		2
16	952624-5	1	1	1	-	-		Clamp	Klamma		2
17	951189-0	X	X	X	-	-		Clamp	Klamma	O.DIA 8 mm	2
	951188-2	X	X	X	-	-		Clamp	Klamma	O.DIA 6,4 mm	2
18	960862-1	X	X	X	-	-		Screw	Skruv		2
19	960863-9	X	X	X	X	-		Screw	Skruv		2
20	940090-4	X	X	X	-	-		Washer	Bricka		2
21	1229284-3	1	-	-	-	-		Bracket	Konsol	R.H.D	4
☆ 22	969278-1	X	-	-	-	-		Screw	Skruv	(955318)	2

1) With fuel evaporite control. / Med bensinavdunstningskontroll.

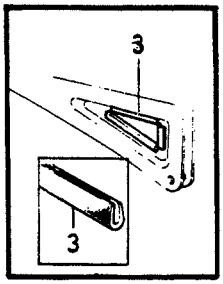
3
3

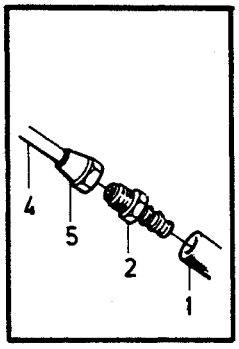
4
5
2
1

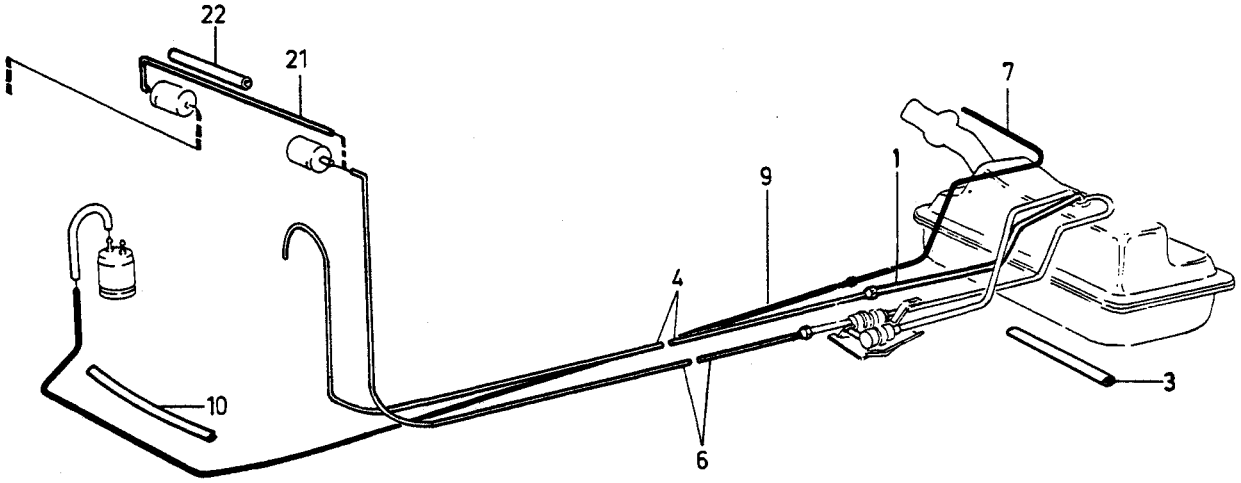
22
21
7
1
9
4
10
6
3

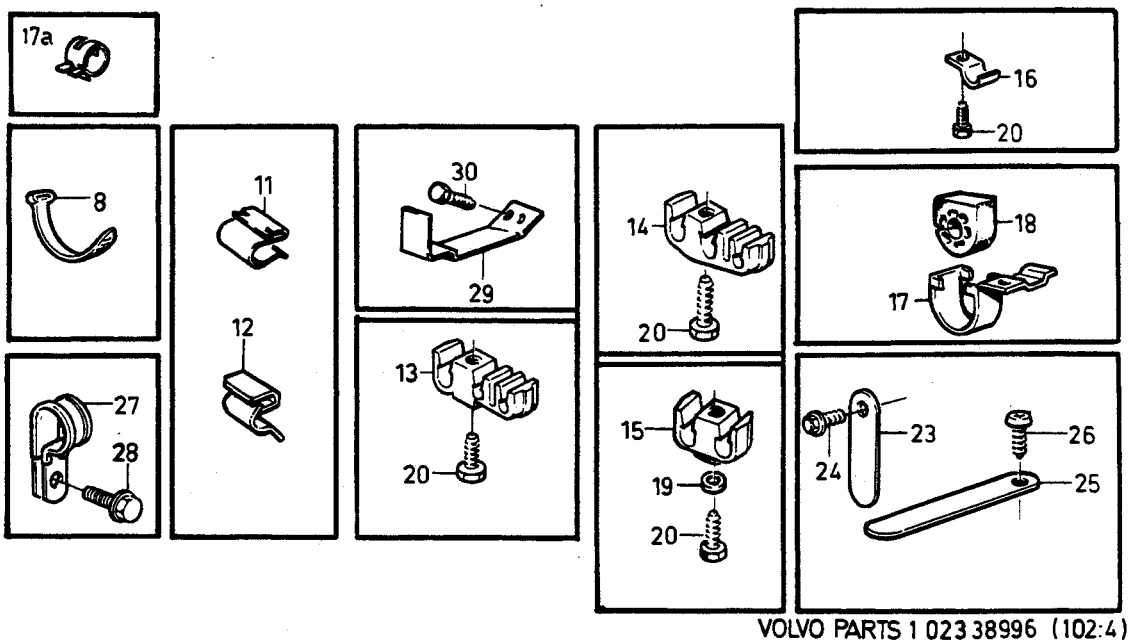
17a
8
11
12
27
28
30
29
13
20
14
20
15
19
20
16
20
18
17
23
24
26
25

A
B
C
D
E

FUEL PIPES FROM TANK TO ENGINE — BRÄNSLELEDNINGAR FRÅN TANK TILL MOTOR

Group / Grupp 23

Page / Sida 245

B200E, B230E, B230F, B28E

Fig	Part No. / Artikel nr	Quantity /Antal A	B	C	D	E	PS	Description	Benämning	Notes / Anmärkning	SR
1		1	-	-	-	-		Fuel hose	Bränsleslang	SEE 38-539	
2		1	-	-	-	-		•Nipple	•Nippel	SEE 38-539	
3		X	-	-	-	-	NS	Edge protection moulding	Kantskyddslist		
☆ 4	3528015-5	1	-	-	-	-		Fuel pipe	Bränslerör	B200E, B230E, B28E	2
	968600-7	X	-	-	-	-		Bundy pipe	Bundyrör	B230F LG 2755 mm	2
5	954322-4	2	-	-	-	-		•Cap nut	•Överfallsmutter		2
6	1312287-4	1	-	-	-	-		Feed line	Tryckledning	L.H.D B200E, B230E, B28	3
	1312286-6	1	-	-	-	-		Feed line	Tryckledning	R.H.D B200E, B230E, B28	3
☆ 7	1336649-7	X	-	-	-	-		Hose	Slang	1) (192034) LG 1660 mm	2
8	948211-8	1	-	-	-	-		Strip clamp	Bandklamma	1) LG 170 mm	2
9	945460-4	X	-	-	-	-		Plastic pipe	Plaströr	1) LG 4375 mm	2
10	679754-2	X	-	-	-	-		Edge protection moulding	Kantskyddslist	1)	2
11	947684-7	2	-	-	-	-		Clamp	Klamma	1)	2
12	192248-3	5	-	-	-	-		Clamp	Klamma	1) B28	2
13	1221989-5	X	-	-	-	-		Clamp	Klamma	O.DIA 8mm 4,7mm 4,7mm	2
14	1228898-1	X	-	-	-	-		Clamp	Klamma	O.DIA 8mm, 8mm, 6,4mm	2
15	1221990-3	X	-	-	-	-		Clamp	Klamma	O.DIA 8mm, 6,4mm	2
16	951188-2	X	-	-	-	-		Clamp	Klamma	O.DIA 6,4mm	2
	951189-0	X	-	-	-	-		Clamp	Klamma	O.DIA 8 mm	2
17	1229717-2	X	-	-	-	-		Clamp	Klamma		2
17a	1321719-5	X	-	-	-	-		Clamp	Klamma		2
18	1325683-9	X	-	-	-	-		Bushing	Bussning		2
19	940090-4	X	-	-	-	-		Washer	Bricka		2
20	960862-1	X	-	-	-	-		Screw	Skruv	LG 9,5 mm	2
☆	968476-2	X	-	-	-	-		Screw	Skruv	(190665) LG 13 mm	2
☆	969278-1	X	-	-	-	-		Screw "Torx"	Skruv "Torx"	(955138) LG 13 mm	2
	960863-9	X	-	-	-	-		Screw	Skruv	LG 22 mm	2
21	1389146-0	1	-	-	-	-		Fuel pipe	Bränslerör	2) R.H.D	3
	1389145-2	1	-	-	-	-		Fuel pipe	Bränslerör	3) R.H.D	3
22	*952960*	X	-	-	-	-	OP	•Rubber hose	•Gummislang	LG 250 mm	2
23	947436-2	X	-	-	-	-		Clamp	Klamma	R.H.D	2
24	945970-2	X	-	-	-	-		Screw	Skruv	R.H.D	2
25	948524-4	1	-	-	-	-		Clamp	Klamma		2
☆ 26	969278-1	1	-	-	-	-		Screw	Skruv	(955318)	2
27	952629-4	1	-	-	-	-		Clamp	Klamma	L.H.D	2
28	965354-4	1	-	-	-	-		Screw	Skruv	L.H.D	2
29	1229284-3	1	-	-	-	-		Bracket	Konsol	R.H.D	4
☆ 30	969278-1	2	-	-	-	-		Screw	Skruv	R.H.D (955318)	2

1) With fuel evaporite control. / Med bensinavdunstningskontroll.
2) With rod. / Med stag.
3) Without rod. / Utan stag.

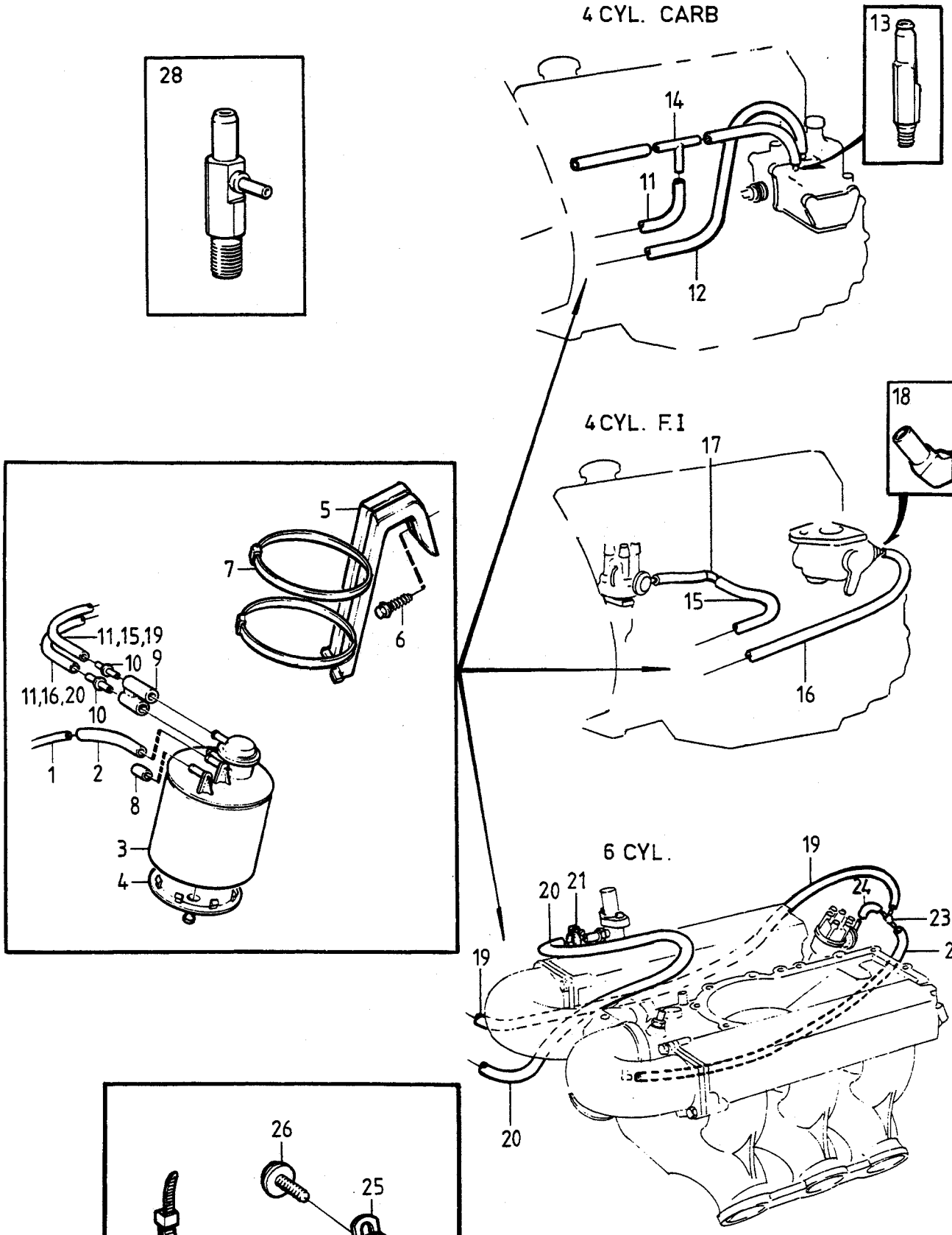
4 CYL. CARB
13
14
11
12
28
4 CYL. F.I
18
17
15
16
5
7
6
11,15,19
10
9
11,16,20
10
1
2
8
3
4
6 CYL.
19
20
21
24
23
22
19
20
26
25
27

A	CARB	CARBON FILTER WITH FITTINGS — KOLFILTER MED MONTERINGS- DETALJER	Group Grupp 23
B	F.I		
C			
D			Page Sida 247
E		B200, B230, B28	

Fig	Part No. Artikel nr	Quantity /Antal A	B	C	D	E	PS	Description	Benämning	Notes Anmärkning	SR
1		1	-	-	-	-		Fuel pipe	Bränslerör	SEE 23-243	
		-	1	-	-	-		Fuel pipe	Bränslerör	SEE 23-245	
2	1272458-9	1	1	-	-	-		Hose	Slang		4
3	1276694-5	1	1	-	-	-		Carbon filter	Kolfilter		3
4	1276695-2	1	1	-	-	-		Cover	Lock		3
5	1312049-8	1	1	-	-	-		Bracket	Konsol		4
6	966682-7	3	3	-	-	-		Screw	Skruv		2
7	949902-1	2	2	-	-	-		Strip clamp	Bandklamma		4
8	1276516-0	1	1	-	-	-		Rubber cap	Gummihatt		3
9	1276518-6	1	1	-	-	-		Union	Anslutningsstycke		3
10	1266008-0	-	1	-	-	-		Joint nipple	Skarvnippel	B28E	2
	1276517-8	1	1	-	-	-		Nipple	Nippel		3
11	949120-0	X	-	-	-	-		Plastic pipe	Plaströr		2
☆ 12	1306706-1	X	-	-	-	-		Hose	Slang	(941106)	2
13	1357125-2	1	-	-	-	-		Nipple	Nippel	B230A	3
14	1332457-9	1	-	-	-	-		Connector	Anslutning		2
15	949120-0	-	X	-	-	-		Plastic pipe	Plaströr		2
☆ 16	1306706-1	-	X	-	-	-		Hose	Slang	(941106)	2
17	1332455-3	-	1	-	-	-		Coupling piece	Kopplingsstycke	B230F	2
18	948362-7	-	1	-	-	-		Nipple	Nippel		2
19	1306703-8	-	X	-	-	-		Hose	Slang	(948958) B28E LG 1350 mm	2
☆ 20	1306706-1	-	X	-	-	-		Hose	Slang	(941106) B28E LG 1380 mm	2
21	945650-0	-	1	-	-	-		Hose clamp	Slangklamma	B28E	2
22	1306703-8	-	X	-	-	-		Hose	Slang	(948958) B28E LG 500 mm	2
23	949024-4	-	1	-	-	-		Nipple	Nippel	B28E	2
24	1306703-8	-	X	-	-	-		Hose	Slang	(948958) B28E LG 150 mm	2
25	952634-4	2	2	-	-	-		Clamp	Klamma		2
26	965354-4	2	2	-	-	-		Screw	Skruv		2
27	949668-8	1	-	-	-	-		Strip clamp	Bandklamma	(948616) LG 100 mm	2
	948211-8	-	1	-	-	-		Strip clamp	Bandklamma	LG 170 mm	2
28	1326891-7	1	-	-	-	-		Nipple	Nippel	B230K	3

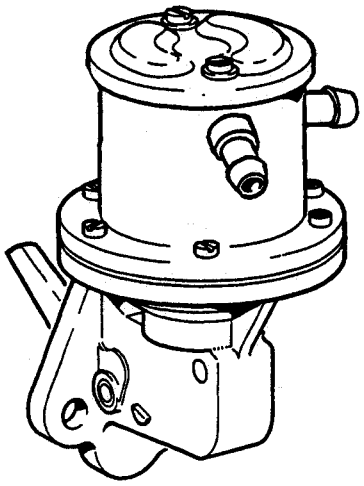

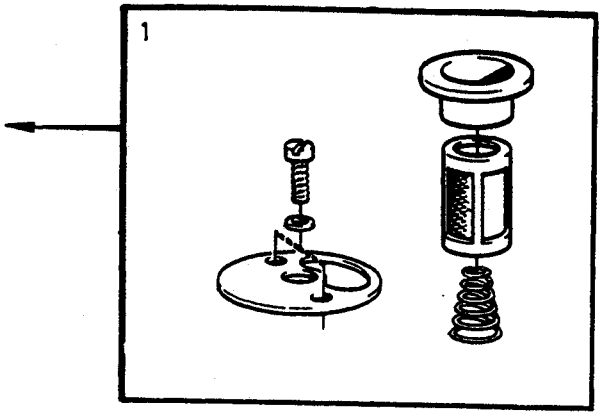

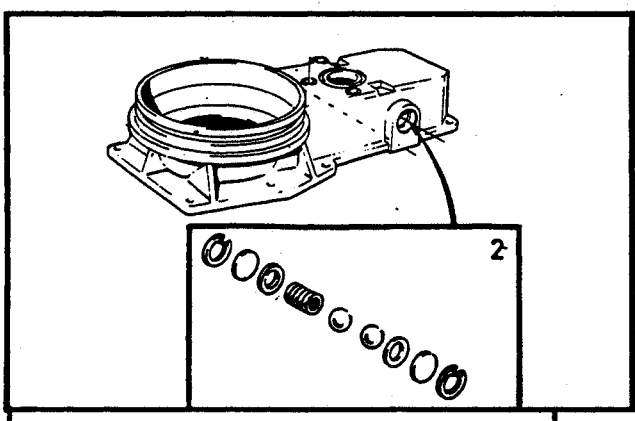

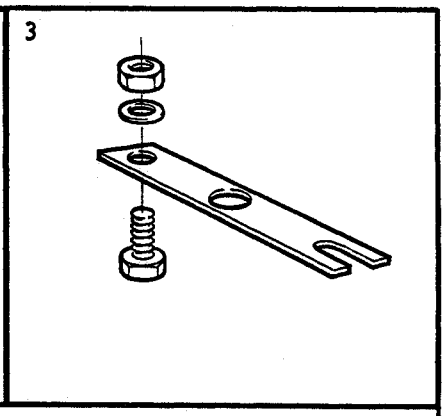

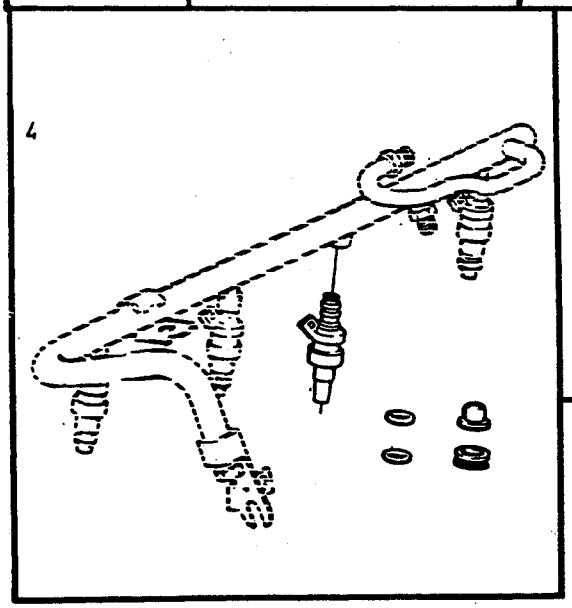

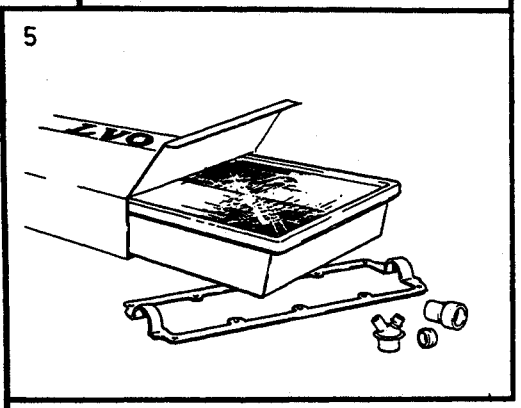

VOLVO
Genuine Parts
PV 236 47515

A
B
C
D
E

REPAIR KITS FUEL SYSTEM — REPARATIONSSATS BRÄNSLESYSTEM

Group / Grupp 23

Page / Sida 249

Fig	Part No. Artikel nr	Quantity /Antal A	B	C	D	E	PS	Description	Benämning	Notes Anmärkning	SR
1	276308-4	1	-	-	-	-		Repair kit	Reparationssats	SOFABEX	1
2	462803-8	1	-	-	-	-		Bearing kit (quantity) flou meter	Lagersats Mängdmätare	B28E	3
3	244239-0	1	-	-	-	-		Stop kit (quantity) flou meter .	Anslagssats Mängdmätare	B28E	3
4	1346393-0	4	-	-	-	-		O-ring kit	O-ringsats	B230F	2
☆ 5	270714-9	1	-	-	-	-		Service kit ..... 40 000 KM	Servicesats ..... 40 000 KM	B200K, B230A, B230K	1
☆	270715-6	1	-	-	-	-		Service kit ..... 40 000 KM	Servicesats ..... 40 000 KM	B200E, B230E, B230F	1

A
B
C
D
E

SUB GROUP
INLET SYSTEM EXHAUST SYSTEM

UNDERGRUPP
INLOPPSSYSTEM AVGASSYSTEM

Group
Grupp
25

Page
Sida
251

1)

Fig	Part No. Artikel nr	Quantity /Antal A	B	C	D	E	PS	Description	Benämning	Notes Anmärkning	SR
								Induction pipe (manifold)	Inloppsrör		
		-	-	-	-	-		•B200K, B230K, B230A	•B200K, B230K, B230A	SEE 25•253	
		-	-	-	-	-		•B200E, B230E	•B200E, B230E	SEE 25•255	
		-	-	-	-	-		•B230F	•B230F	SEE 25•259	
		-	-	-	-	-		•B28E	•B28E	SEE 25•261	
		-	-	-	-	-		•D24	•D24	SEE 25•265	
								Exhaust manifold	Avgasgrenrör		
		-	-	-	-	-		•B200, B230	•B200, B230	SEE 25•267	
		-	-	-	-	-		•B28E	•B28E	SEE 25•269	
		-	-	-	-	-		•D24	•D24	SEE 25•271	
								Exhaust system	Avgassystem		
		-	-	-	-	-		•1985, B200,B230 ..... EXC B230F, EXC (T), (MAL)	•1985, B200,B230 ..... EXC B230F, EXC (T), (MAL)	SEE 25•273	
		-	-	-	-	-		•1986, B200,B230 ..... EXC B230F, EXC (T), (MAL)	•1986, B200,B230 ..... EXC B230F, EXC (T), (MAL)	SEE 25•275	
		-	-	-	-	-		•1987, B200,B230 ..... EXC B230F, EXC (T), (MAL)	•1987, B200,B230 ..... EXC B230F, EXC (T), (MAL)	SEE 25•279	
		-	-	-	-	-		•B200, B230 ..... (T), (MAL)	•B200, B230 ..... (T), (MAL)	SEE 25•281	
		-	-	-	-	-		•B230F	•B230F	SEE 25•283	
		-	-	-	-	-		•B28E	•B28E	SEE 25•285	
		-	-	-	-	-		•D24	•D24	SEE 25•287	
								Exhaust gas recirculation	Avgasåterledning		
		-	-	-	-	-		•B230A MAN.TRANS	•B230A MAN.TRANS	SEE 25•291	
		-	-	-	-	-		•B230A AUTO.TRANS	•B230A AUTO.TRANS	SEE 25•293	
		-	-	-	-	-		•B200K	•B200K	SEE 25•295	
		-	-	-	-	-		•B230K	•B230K	SEE 25•297	
		-	-	-	-	-		•B230E MAN.TRANS	•B230E MAN.TRANS	SEE 25•299	
		-	-	-	-	-		•B230E AUTO.TRANS	•B230E AUTO.TRANS	SEE 25•301	
		-	-	-	-	-		•B28E	•B28E	SEE 25•303	
								Pulse air system	Pulsairsystem		
		-	-	-	-	-		•B200/B230	•B200/B230	SEE 25•305	
		-	-	-	-	-		•B28E	•B28E	SEE 25•307	
								Crankcase ventilation	Vevhusventilation		
		-	-	-	-	-		•B200, B230	•B200, B230	SEE 25•309	
		-	-	-	-	-		•D24	•D24	SEE 25•311	
		-	-	-	-	-		Repair kits exhaust system	Reparationssats avgassystem .	SEE 25•313	

1) Engines B17A, B19ET, B21ET, B21FT and related parts are not listed in this catalogue. For the subject engines, please refer to the 240-260 SERIES 1979-1984 catalogue. / Motorer B17A,B19ET,B21ET,B21FT och tillhörande detaljer redovisas ej i denna katalog. Vid behov hänvisas till reservdelskatalog 240-260 SERIES 1979-1984.

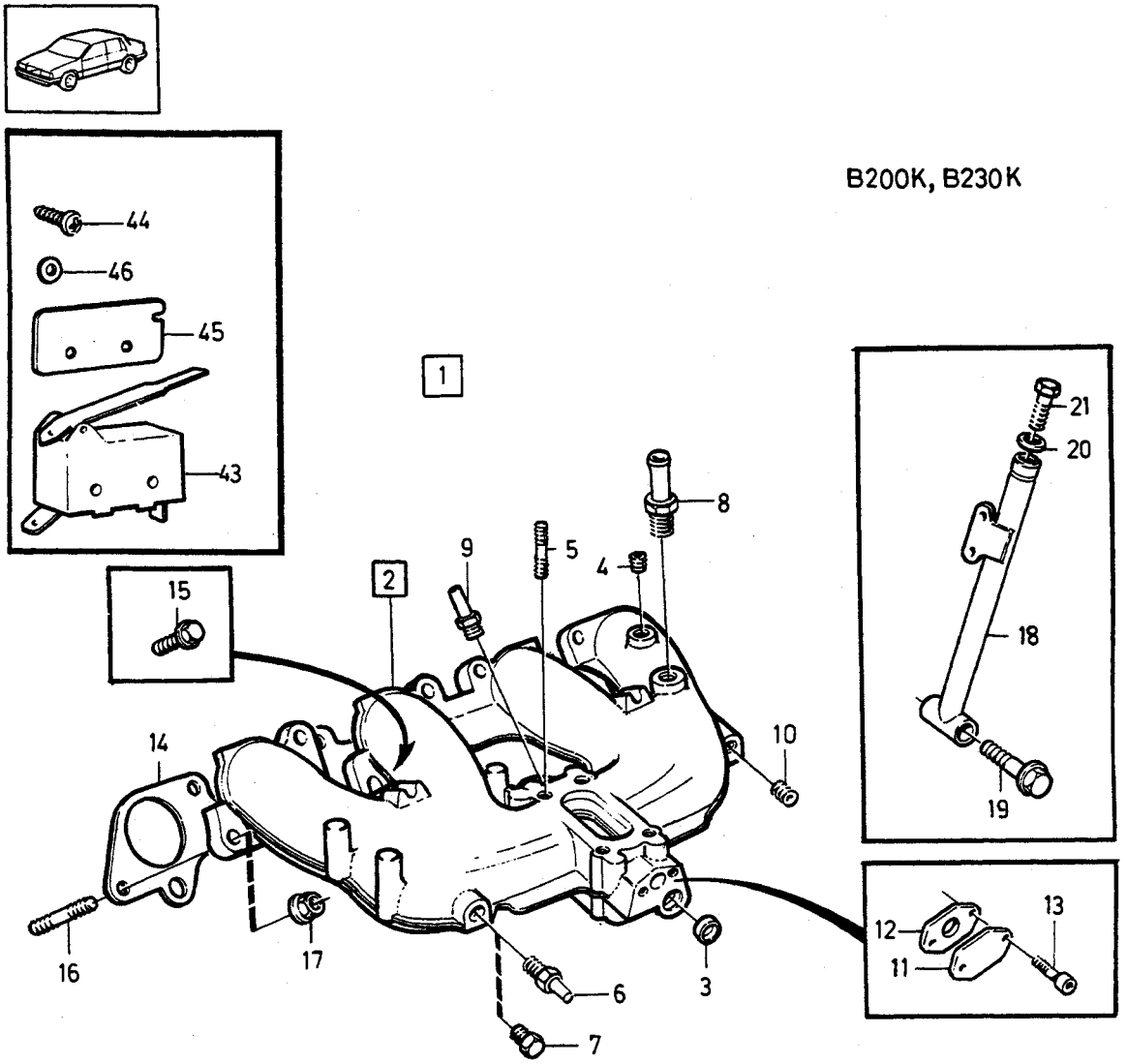

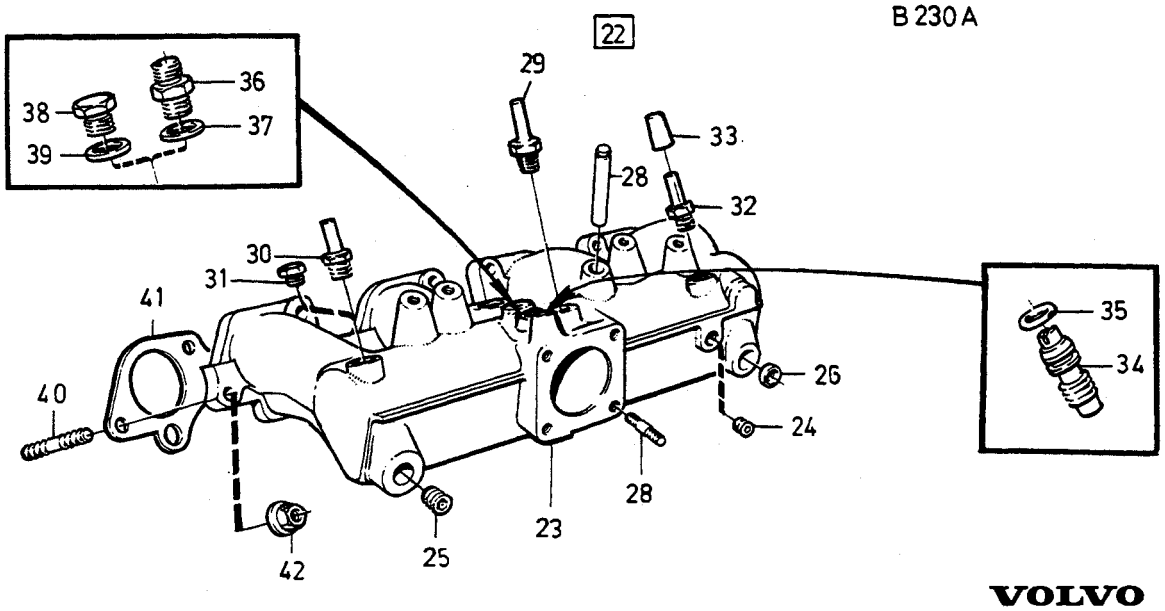

VOLVO
Genuine Parts
PV 250 44855

A	B200K
B	B230A
C	B230K
D	
E	

INDUCTION PIPE (MANIFOLD) INLOPPSRÖR

Group / Grupp: 25

Page / Sida: 253

B200K, B230A, B230K

Fig	Part No. Artikel nr	Quantity /Antal A	B	C	D	E	PS	Description	Benämning	Notes Anmärkning	SR
1		1	-	1	-	-	NS	Inlet manifold	Inloppsrör		
2	1357603-8	1	-	1	-	-		•Inlet pipe	•Inloppsrör		4
3	946779-6	2	-	2	-	-		••Cap plug	••Hattplugg		2
4	952075-0	1	-	1	-	-		••Plug	••Propp		2
5	967928-3	4	-	4	-	-		•Stud	•Pinnskruv		2
6	943513-2	1	-	1	-	-		•Nipple	•Nippel	ALTER 1	2
7	191026-4	1	-	1	-	-		•Plug	•Propp	ALTER 2	2
8	947043-6	1	-	1	-	-		•Nipple	•Nippel		3
9	1276445-2	1	-	1	-	-		•Nipple	•Nippel		3
10	952075-0	1	-	1	-	-		Plug	Propp	1)	2
11	269377-8	1	-	1	-	-		Cover plate	Täckplåt	1) W/O E.G.R	4
12	1378488-9	1	-	1	-	-	IK	Gasket	Packning	1) (1274430) W/O E.G.R	2
13	942001-9	2	-	2	-	-		Screw self-propelled	Skruv självgängande	1) (966802) W/O E.G.R	2
14	1378879-9	1	-	1	-	-	IK	Gasket	Packning	(1266796)	1
15	965183-7	2	-	2	-	-		Flange screw	Flänsskruv		2
16		6	-	6	-	-		Stud	Pinnskruv	SEE 21 • 115	
17	945408-3	6	-	6	-	-		Flange nut	Flänsmutter		2
18	1357371-2	1	-	1	-	-		Stay	Stag		4
☆ 19	973924-4	1	-	1	-	-		Flange screw	Flänsskruv	(965179)	2
20	955894-1	1	-	1	-	-		Washer	Bricka		2
☆ 21	1594856-5	1	-	1	-	-		Screw	Skruv	(959231)	3
22		-	1	-	-	-	NS	Inlet manifold	Inloppsrör		
23	1266944-6	-	1	-	-	-		•Inlet pipe	•Inloppsrör		4
24	952075-0	-	1	-	-	-		•Plug	•Propp		2
25	952077-6	-	1	-	-	-		•Plug	•Propp		2
26	946778-8	-	2	-	-	-		•Cap plug	•Hattplugg		2
27	463701-3	-	1	-	-	-		•Shaft	•Axel		3
28	953044-5	-	4	-	-	-		•Stud	•Pinnskruv		2
29	1276445-2	-	1	-	-	-		•Nipple	•Nippel		3
30	1276445-2	-	1	-	-	-		•Nipple	•Nippel	ALTER 1	3
31	191026-4	-	1	-	-	-		•Plug	•Propp	ALTER 2	2
32	947043-6	-	1	-	-	-		•Nipple	•Nippel		3
33	948990-7	-	1	-	-	-		•Plug	•Plugg		3
34	1269035-0	-	1	-	-	-		•Adjusting screw	•Ställskruv		3
35	947114-5	-	1	-	-	-		•O-ring	•O-ring	(955972)	2
36	945629-4	-	1	-	-	-		•Nipple	•Nippel	E.G.R	2
37	11996-6	-	1	-	-	-	IK	•Gasket	•Packning	E.G.R	1
38	960631-0	-	1	-	-	-		Plug	Propp	1) W/O E.G.R	2
39	11996-6	-	1	-	-	-	IK	Gasket	Packning	1) W/O E.G.R	1
40		-	8	-	-	-		Stud	Pinnskruv	SEE 21 • 115	
41	1378879-9	-	1	-	-	-	IK	Gasket	Packning	(1266796)	1
42	945408-3	-	8	-	-	-		Flange nut	Flänsmutter		2
43	1367734-9	-	-	1	-	-		Microswitch	Mikrobrytare		3
44	956050-9	-	-	2	-	-		Screw	Skruv		2
45	1389983-6	-	-	1	-	-		Plate	Plåt		3
46	955890-9	-	-	2	-	-		Washer	Bricka		2

1) Spare part version. / Reservdelsutförande.



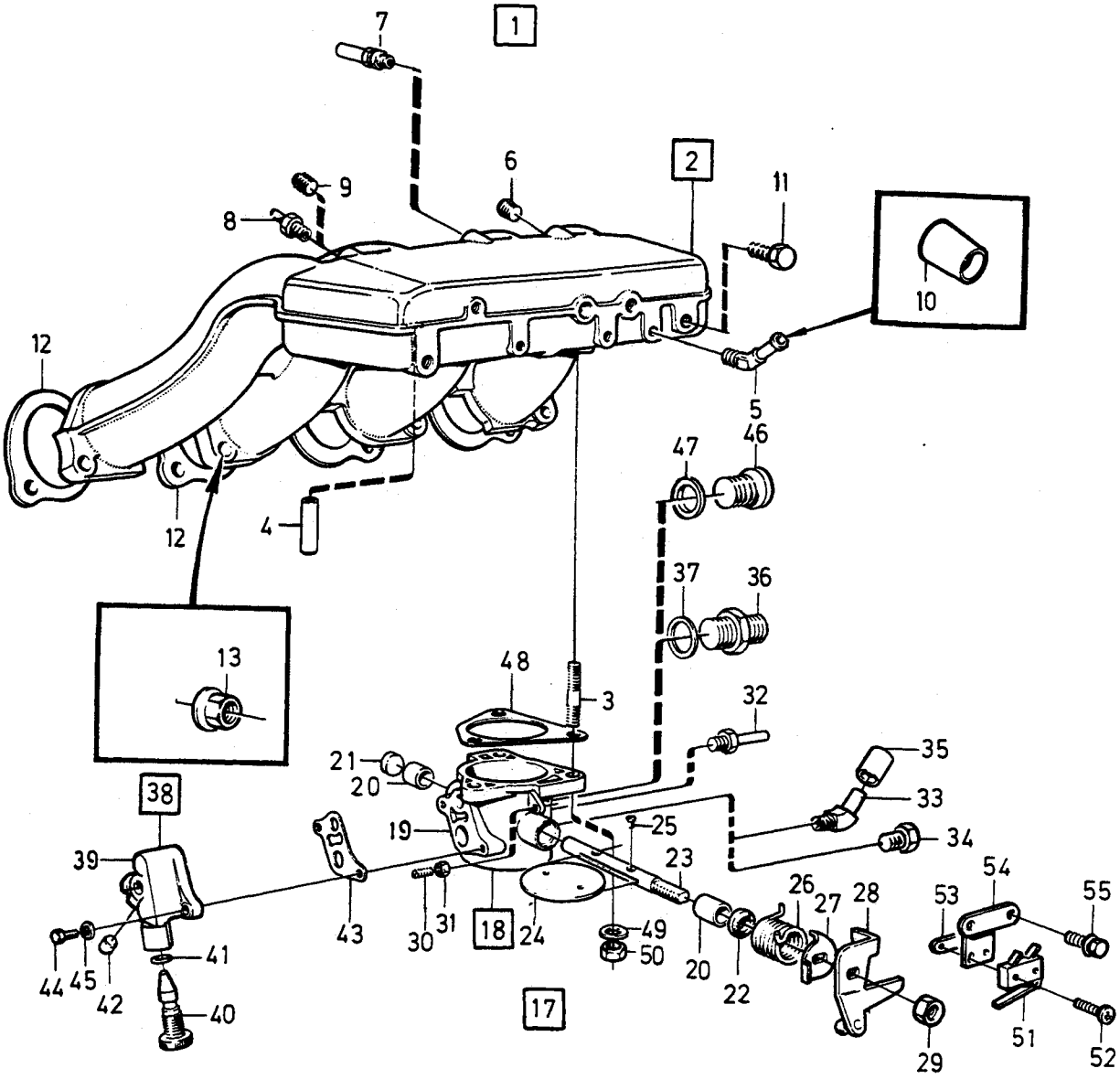

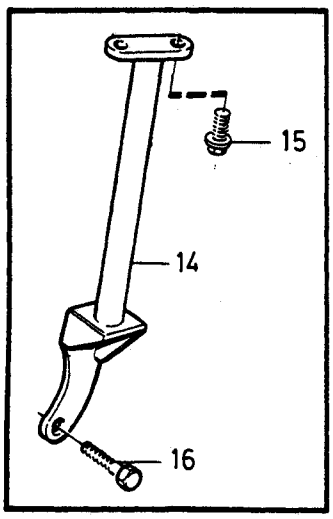

VOLVO
Genuine Parts
PV 250 43274

(101: 6)

A	B200E
B	B230E
C	
D	
E	

INDUCTION PIPE (MANIFOLD) VALVE HOUSING — INLOPPSRÖR SPJÄLLHUS

B200E,B230E

Group / Grupp 25

Page / Sida 255

Fig	Part No. / Artikel nr	Quantity / Antal A	B	C	D	E	PS	Description	Benämning	Notes / Anmärkning	SR
1		1	1	-	-	-	NS	Inlet manifold	Inloppsrör		
2	1306767-3	1	1	-	-	-		•Inlet pipe	•Inloppsrör		4
3	953044-5	3	3	-	-	-		••Stud	••Pinnskruv		2
4	1306732-7	1	1	-	-	-		••Nipple	••Nippel		3
5	1272390-4	1	1	-	-	-		••Nipple	••Nippel		3
6	952075-0	1	1	-	-	-		•Plug	•Propp		2
7	1276572-3	1	1	-	-	-		•Nipple	•Nippel		3
8	943513-2	1	1	-	-	-		•Nipple	•Nippel	ALTER 1	2
9	191026-4	1	1	-	-	-		•Plug	•Propp	ALTER 2	2
10	948990-7	1	1	-	-	-		•Plug	•Plugg		3
11	191026-4	1	1	-	-	-		Plug	Propp	1)	2
12	1378879-9	1	1	-	-	-	IK	Gasket	Packning	(1266796)	1
13	945408-3	8	8	-	-	-		Flange nut	Flänsmutter		2
14	3517075-2	1	1	-	-	-		Stay	Stag		4
15	946173-2	2	2	-	-	-		Flange screw	Flänsskruv		2
16		1	1	-	-	-		Screw	Skruv	SEE **21**•111	
17		1	1	-	-	-	NS	Shutter housing	Spjällhus		
18		1	1	-	-	-	NS	•Shutter housing	•Spjällhus		
19	*(1276023)*	1	-	-	-	-	SP	••Throttle housing	••Spjällhus	REPL 1 PCS 1276024-5, 1 PCS 966143-0	3
	1317376-0	-	1	-	-	-		••Throttle housing	••Spjällhus	E.G.R MAN.TRANS	3
	1276024-5	-	1	-	-	-		••Throttle housing	••Spjällhus	E.G.R AUTO.TRANS	3
	(1276023)	-	1	-	-	-	SP	••Throttle housing	••Spjällhus	W/O E.G.R REPL 1 PCS 1276024-5, 1 PCS 966143-0	3
20	942593-5	2	2	-	-	-		•••Bushing	•••Bussning		2
21	946771-3	1	1	-	-	-		•••Plug	•••Plugg		2
22	419568-1	1	1	-	-	-	IK	••Rubber ring	••Gummiring		2
23	463729-4	1	1	-	-	-		••Shutter shaft	••Spjällaxel		3
☆ 24	3501595-7	1	1	-	-	-		••Throttle disc	••Spjällskiva		3
25	943781-5	2	2	-	-	-		••Screw	••Skruv		2
26	1266710-1	1	1	-	-	-		••Spring	••Fjäder		3
27	1266711-9	1	1	-	-	-		••Spring retainer	••Fjäderhållare		3
28	463709-6	1	1	-	-	-		••Lever	••Hävarm		4
29	963106-0	1	1	-	-	-		••Lock nut	••Låsmutter		2
30	944925-7	1	1	-	-	-		••Screw	••Skruv		2
31	955780-2	1	1	-	-	-		••Nut	••Mutter		2
32	948040-1	1	1	-	-	-		••Nipple	••Nippel		2
33	948382-7	1	1	-	-	-		••Nipple	••Nippel	ALTER 1	2
34	191026-4	1	1	-	-	-		••Plug	••Propp	ALTER 2	2
35	460225-6	1	1	-	-	-	IK	••Seal	••Tätning		2
36	945629-4	1	1	-	-	-		••Nipple	••Nippel	E.G.R	2
☆ 37	947622-7	1	1	-	-	-	IK	••Gasket	••Packning	E.G.R	2
38		1	1	-	-	-	NS	•Valve housing	•Ventilhus		
39	1219398-3	1	1	-	-	-		••Valve housing	••Ventilhus		4
40	1219554-1	1	1	-	-	-		••Idle screw	••Tomgångsskruv		2
41	947114-5	1	1	-	-	-	IK	••O-ring	••O-ring		2
42	237568-1	1	1	-	-	-		••Plug	••Propp		2
43	463766-6	1	1	-	-	-	IK	•Gasket	•Packning		2
44	959190-0	2	2	-	-	-		•Screw	•Skruv		2
45	941905-2	2	2	-	-	-		•Spring washer	•Fjäderbricka		2
46	966143-0	1	1	-	-	-		Plug	Propp	1) W/O E.G.R	4
☆ 47	947622-7	1	1	-	-	-	IK	Gasket	Packning	1) W/O E.G.R	2
☆ 48	1271488-7	1	1	-	-	-	IK	Gasket	Packning	(463527)	2
49	941907-8	3	3	-	-	-		Spring washer	Fjäderbricka		4
☆ 50	968862-3	3	3	-	-	-		Flange nut	Flänsmutter	(955782)	1

1) Spare part version. / Reservdelsutförande.



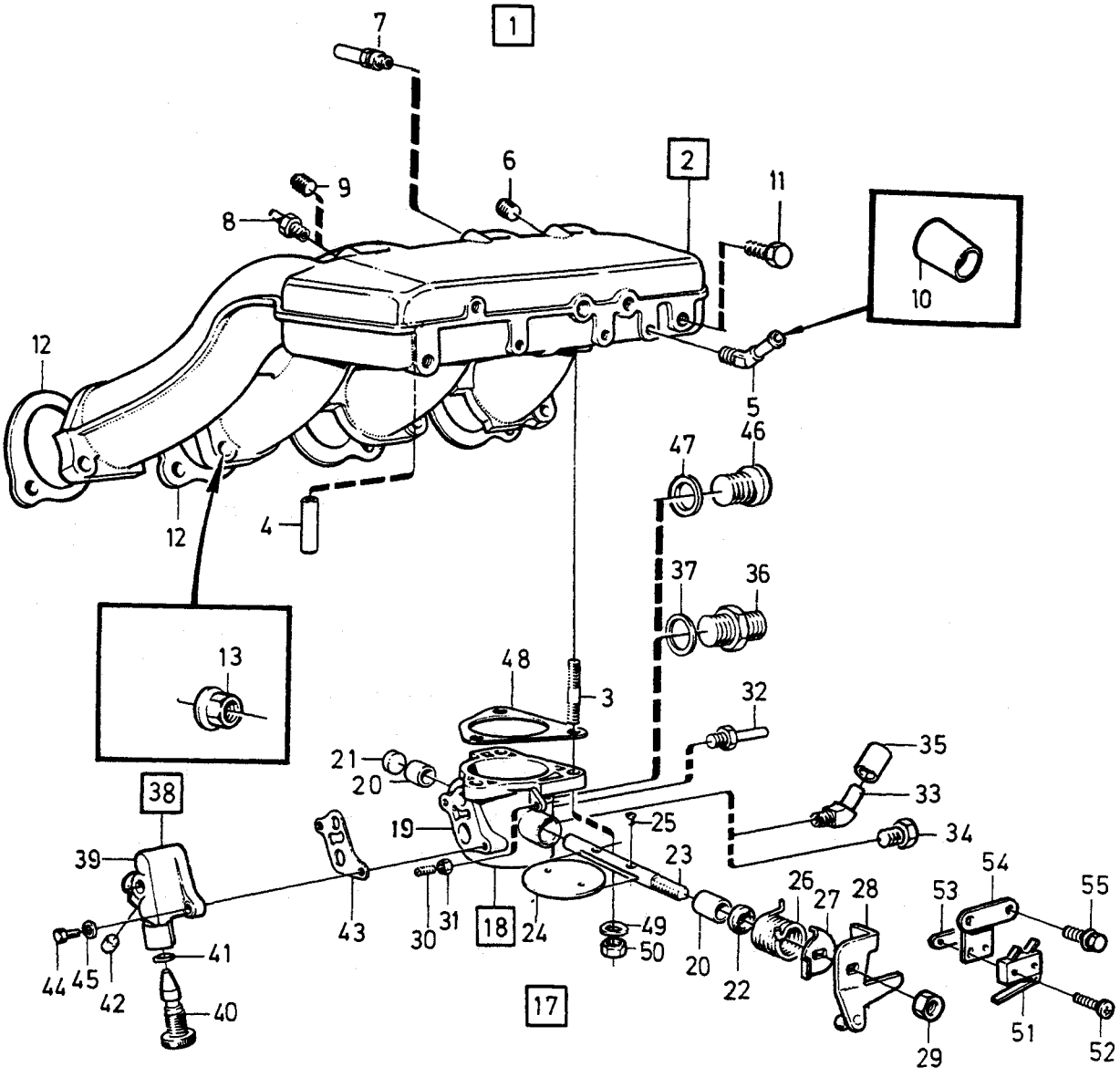

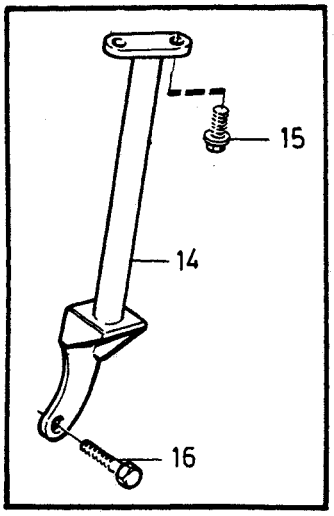

VOLVO
Genuine Parts
PV 250 43274

(101: 6)

A B C D E	B200E B230E	INDUCTION PIPE (MANIFOLD) VALVE HOUSING INLOPPSRÖR SPJÄLLHUS B200E,B230E	Group Grupp 25 Page Sida 257

Fig	Part No. Artikel nr	Quantity /Antal A	B	C	D	E	PS	Description	Benämning	Notes Anmärkning	SR
51	1357943-8	1	1	-	-	-		Microswitch	Mikrobrytare	1987	3
52	956050-9	2	2	-	-	-		Screw	Skruv	1987	2
53	1306502-4	1	1	-	-	-		Nut	Mutter	1987	1
54	1306780-6	1	1	-	-	-		Bracket	Konsol	1987	3
55	946544-4	2	2	-	-	-		Flange screw	Flänsskruv	1987	2

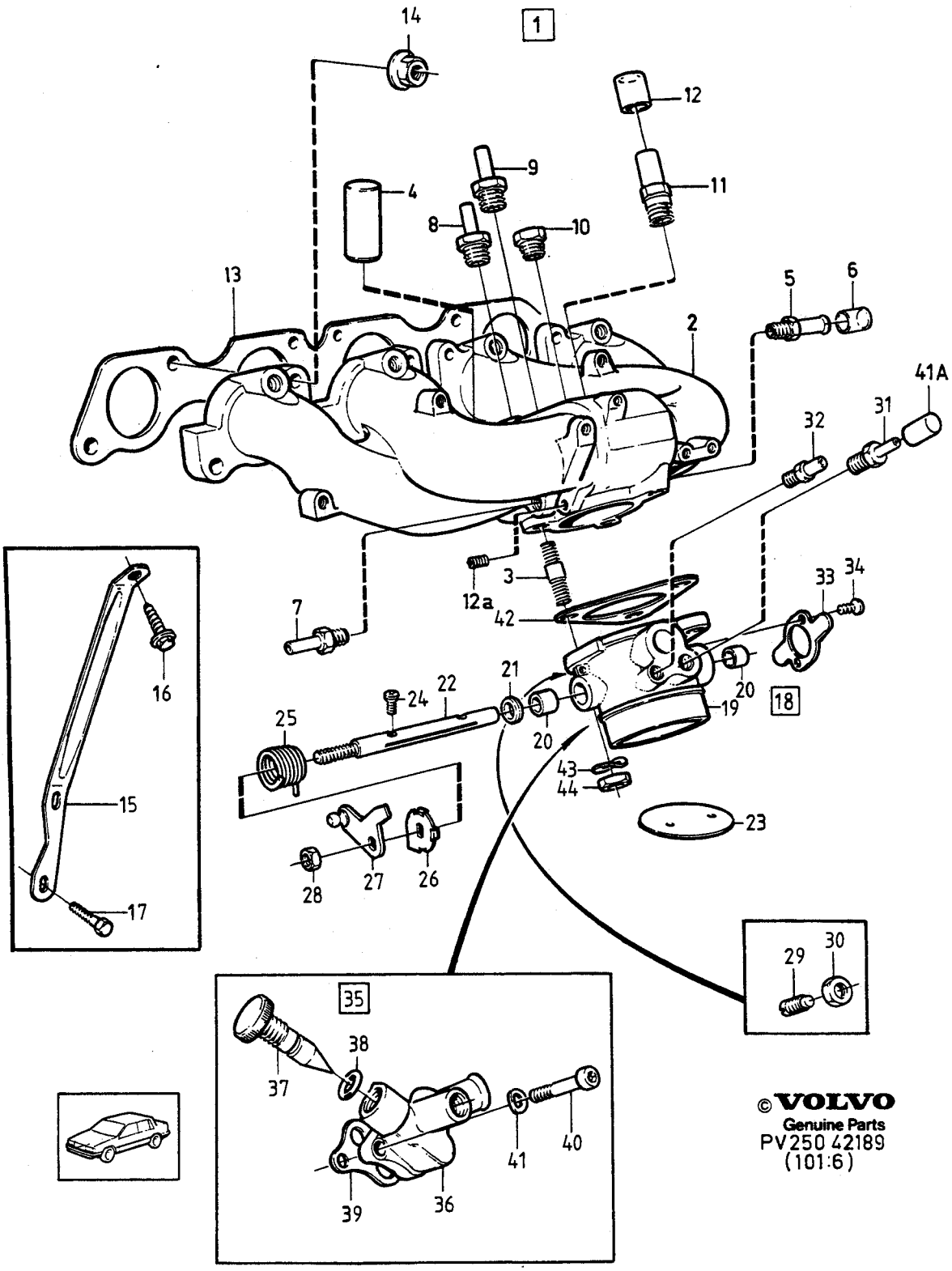

© VOLVO
Genuine Parts

A
B
C
D
E

INDUCTION PIPE (MANIFOLD) VALVE HOUSING — INLOPPSRÖR SPJÄLLHUS

Group / Grupp 25

Page / Sida 259

B230F

Fig	Part No. Artikel nr	Quantity /Antal A	B	C	D	E	PS	Description	Benämning	Notes Anmärkning	SR
1		1	-	-	-	-	NS	Inlet manifold complete	Inloppsrör komplett		
2	*(1357782)*	1	-	-	-	-	SP	•Inlet pipe	•Inloppsrör	REPL 1 PCS 1389200-5, 1 PCS 961575-8, 1 PCS 1367622-6.	4
	1389200-5	1	-	-	-	-		•Inlet pipe	•Inloppsrör		4
3	953044-5	3	-	-	-	-		•Stud	•Pinnskruv		2
	967758	3	-	-	-	-	OP	•Stud self-propelled	•Pinnskruv självgängande		2
4	1326627-5	1	-	-	-	-		•Nipple	•Nippel		2
5	947043-6	1	-	-	-	-		•Nipple	•Nippel		3
6	948990-7	1	-	-	-	-		•Plug	•Plugg		3
7	1276445-2	1	-	-	-	-		•Nipple	•Nippel		3
8	943513-2	1	-	-	-	-		•Nipple	•Nippel		2
9	1276445-2	1	-	-	-	-		•Nipple	•Nippel		3
10	191026-4	1	-	-	-	-		•Plug	•Propp		2
11	1266539-4	1	-	-	-	-		•Nipple	•Nippel		2
12	943835-9	1	-	-	-	-		•Plug	•Plugg		2
12a	961575-8	1	-	-	-	-		•Thread insert	•Gänginsats		2
13	1378879-9	1	-	-	-	-	IK	Gasket	Packning	(1266796)	1
14	945408-3	8	-	-	-	-		Flange nut	Flänsmutter		2
15	1357760-6	1	-	-	-	-		Stay	Stag	(1332579)	4
16	949846-0	1	-	-	-	-		Screw	Skruv		3
17		1	-	-	-	-		Screw	Skruv	SEE 21•111	
18		1	-	-	-	-	NS	Shutter housing	Spjällhus		
19	1332460-3	1	-	-	-	-		•Throttle housing	•Spjällhus		3
20	942593-5	2	-	-	-	-		••Bushing	••Bussning		2
21	419568-1	1	-	-	-	-	IK	•Rubber ring	•Gummiring		2
22	1326015-3	1	-	-	-	-		•Shutter shaft	•Spjällaxel		2
☆ 23	3501595-7	1	-	-	-	-		•Throttle disc	•Spjällskiva	(419758)	3
24	943781-5	2	-	-	-	-		•Screw	•Skruv		2
25	1266710-1	1	-	-	-	-		•Spring	•Fjäder		3
26	1266711-9	1	-	-	-	-		•Spring retainer	•Fjäderhållare		3
☆ 27	3547089-7	1	-	-	-	-		•Lever	•Hävarm	(3514968)	4
28	963106-0	1	-	-	-	-		•Lock nut	•Låsmutter		2
29	944925-7	1	-	-	-	-		•Screw	•Skruv		2
30	955780-2	1	-	-	-	-		•Nut	•Mutter		2
31	948040-1	1	-	-	-	-		•Nipple	•Nippel		2
32	946600-4	1	-	-	-	-		•Nipple	•Nippel		2
33	1326016-1	1	-	-	-	-		•Bracket	•Konsol		3
34	956162-2	2	-	-	-	-		•Screw	•Skruv		2
35	1336085-4	1	-	-	-	-		•Valve housing	•Ventilhus		3
36		1	-	-	-	-	NS	••Valve housing	••Ventilhus		
37	1219554-1	1	-	-	-	-		••Idle screw	••Tomgångsskruv		3
38	947114-5	1	-	-	-	-	IK	••O-ring	••O-ring		2
39	463766-6	1	-	-	-	-	IK	•Gasket	•Packning		2
40	959190-0	2	-	-	-	-		•Screw	•Skruv		2
41	941905-2	2	-	-	-	-		•Spring washer	•Fjäderbricka		2
41a	949046-7	1	-	-	-	-		Plug	Plugg		3
☆ 42	1271488-7	1	-	-	-	-	IK	Gasket	Packning	(463527)	2
43	941907-8	3	-	-	-	-		Spring washer	Fjäderbricka		2
☆ 44	968862-3	3	-	-	-	-		Flange nut	Flänsmutter	(955782)	8

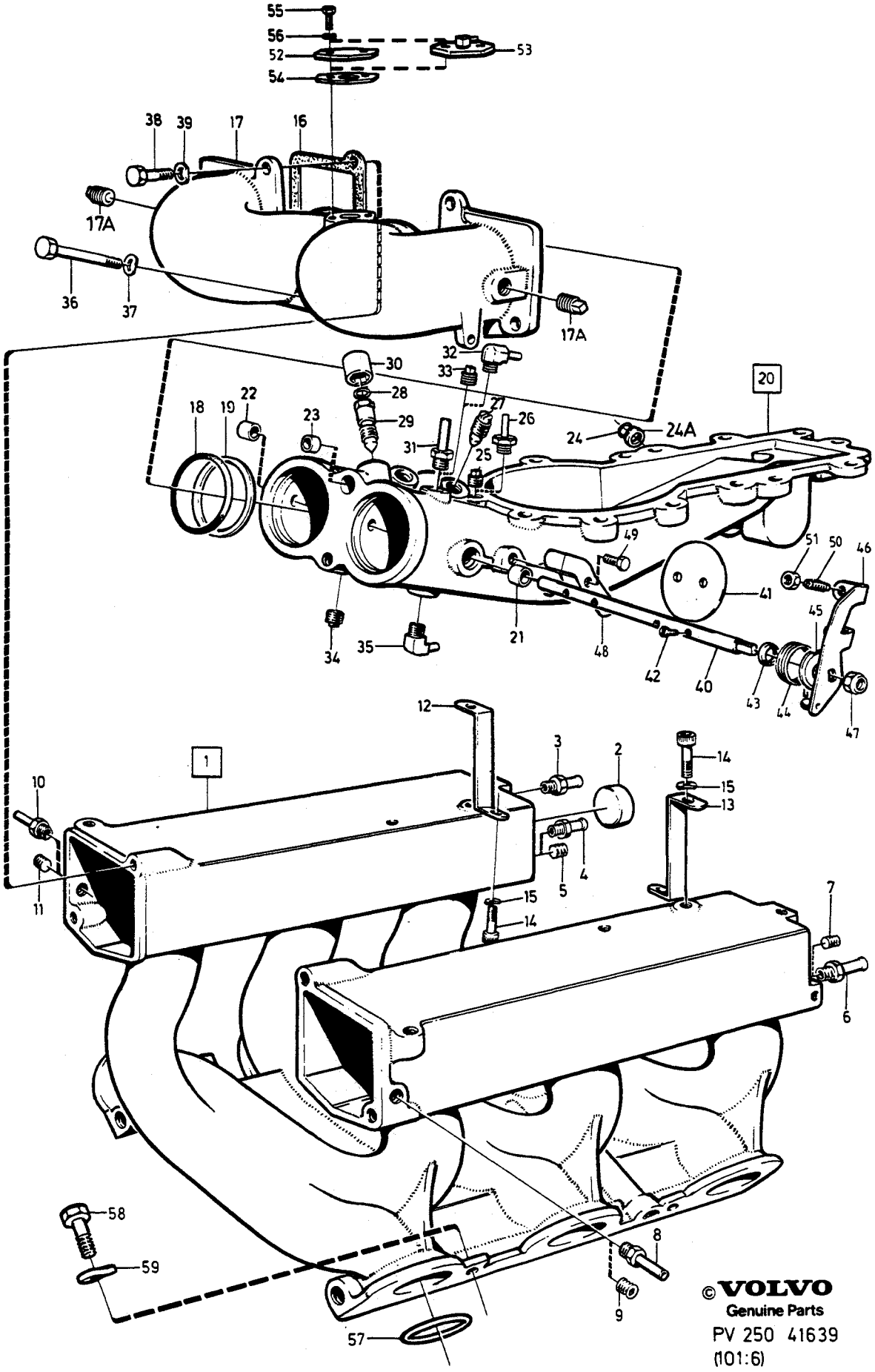

© VOLVO
Genuine Parts

PV 250 41639
(101:6)

A
B
C
D
E

INDUCTION PIPE (MANIFOLD) VALVE HOUSING — INLOPPSRÖR SPJÄLLHUS

Group / Grupp 25

Page / Sida 261

B28E

Fig	Part No. Artikel nr	Quantity /Antal A	B	C	D	E	PS	Description	Benämning	Notes Anmärkning	SR
1	1269374-3	1	-	-	-	-		Inlet pipe	Inloppsrör		4
2	955088-0	2	-	-	-	-		•Cap plug	•Hattplugg		2
3	946600-4	1	-	-	-	-		Nipple	Nippel		2
4	947043-6	1	-	-	-	-		Nipple	Nippel	ALTER 1	3
5	952075-0	1	-	-	-	-		Plug	Propp	ALTER 2	2
6	947043-6	1	-	-	-	-		Nipple	Nippel	ALTER 1	3
7	952075-0	1	-	-	-	-		Plug	Propp	ALTER 2	2
8	1276445-2	1	-	-	-	-		Nipple	Nippel	ALTER 1	3
9	191026-4	1	-	-	-	-		Plug	Propp	(952069) ALTER 2	2
10	1276445-2	1	-	-	-	-		Nipple	Nippel	ALTER 1	3
11	191026-4	1	-	-	-	-		Plug	Propp	(952069) ALTER 2	2
12	*1269396*	1	-	-	-	-	OP	Bracket, r.h.	Konsol, h		3
13	1269986-4	1	-	-	-	-		Bracket, l.h.	Konsol, v		3
14	942001-9	4	-	-	-	-		Screw	Skruv		2
15	941906-0	4	-	-	-	-		Spring washer	Fjäderbricka		2
16	269171-5	2	-	-	-	-	IK	Gasket	Packning		1
17	269168-1	1	-	-	-	-		Connecting pipe	Förbindningsrör		4
17a	191026-4	2	-	-	-	-		Plug	Propp	(952069)	2
18	925091-1	2	-	-	-	-	IK	O-ring	O-ring		2
19	943711-2	2	-	-	-	-		Support ring	Stödring		2
20	269173-1	1	-	-	-	-		Lower section	Underdel	B28E 498685	4
	1269856-9	1	-	-	-	-		Lower section	Underdel	B28E 498686,498687	4
21	1269347-9	2	-	-	-	-		•Bushing	•Bussning		3
22	946771-3	1	-	-	-	-		•Plug	•Plugg		2
23	955083-1	1	-	-	-	-		•Cap plug	•Hattplugg		2
24	269376-0	1	-	-	-	-	IK	•O-ring	•O-ring	B28E 498685	2
24a	269174-9	1	-	-	-	-		•Ring	•Ring		5
25	191026-4	1	-	-	-	-		Plug	Propp	(952069) ALTER 1	2
26	946600-4	1	-	-	-	-		Nipple	Nippel	ALTER 2	2
27	237568-1	1	-	-	-	-		Plug	Propp		2
28	947114-5	2	-	-	-	-		O-ring	O-ring		2
29	269835-5	2	-	-	-	-		Screw	Skruv		3
30	1269819-7	2	-	-	-	-		Protecting plug	Skyddsplugg		2
31	1276445-2	1	-	-	-	-		Nipple	Nippel	ALTER 1	3
32	949012-9	1	-	-	-	-		Nipple	Nippel	ALTER 2	2
33	191026-4	1	-	-	-	-		Plug	Propp	(952069) ALTER 3	2
34	191026-4	1	-	-	-	-		Plug	Propp	(952069)	2
35	949012-9	1	-	-	-	-		Nipple	Nippel		2
36	948373-6	1	-	-	-	-		Screw	Skruv		2
37	946599-8	1	-	-	-	-		Spring washer	Fjäderbricka		2
38	946480-1	4	-	-	-	-		Screw	Skruv		2
39	946599-8	4	-	-	-	-		Spring washer	Fjäderbricka		2
40	269677-1	1	-	-	-	-		Shutter shaft	Spjällaxel		3
41	269177-2	2	-	-	-	-		Throttle disc	Spjällskiva		2
42	943781-5	4	-	-	-	-		Screw	Skruv		2
43	419568-1	1	-	-	-	-	IK	Rubber ring	Gummiring		2
44	269513-8	1	-	-	-	-		Spring	Fjäder		3
45	269512-0	1	-	-	-	-		Spring retainer	Fjäderhållare		3
46	1269448-5	1	-	-	-	-		Lever	Hävarm		4
47	948645-7	1	-	-	-	-		Flange lock nut	Flänslåsmutter	(946036)	2
48	269516-1	1	-	-	-	-		Bracket	Konsol		3
49	942000-1	2	-	-	-	-		Screw	Skruv		2
50	944925-7	2	-	-	-	-		Screw	Skruv		2
51	955780-2	2	-	-	-	-		Nut	Mutter		2
52	269377-8	1	-	-	-	-		Cover plate	Täckplåt	ALTER 1	4

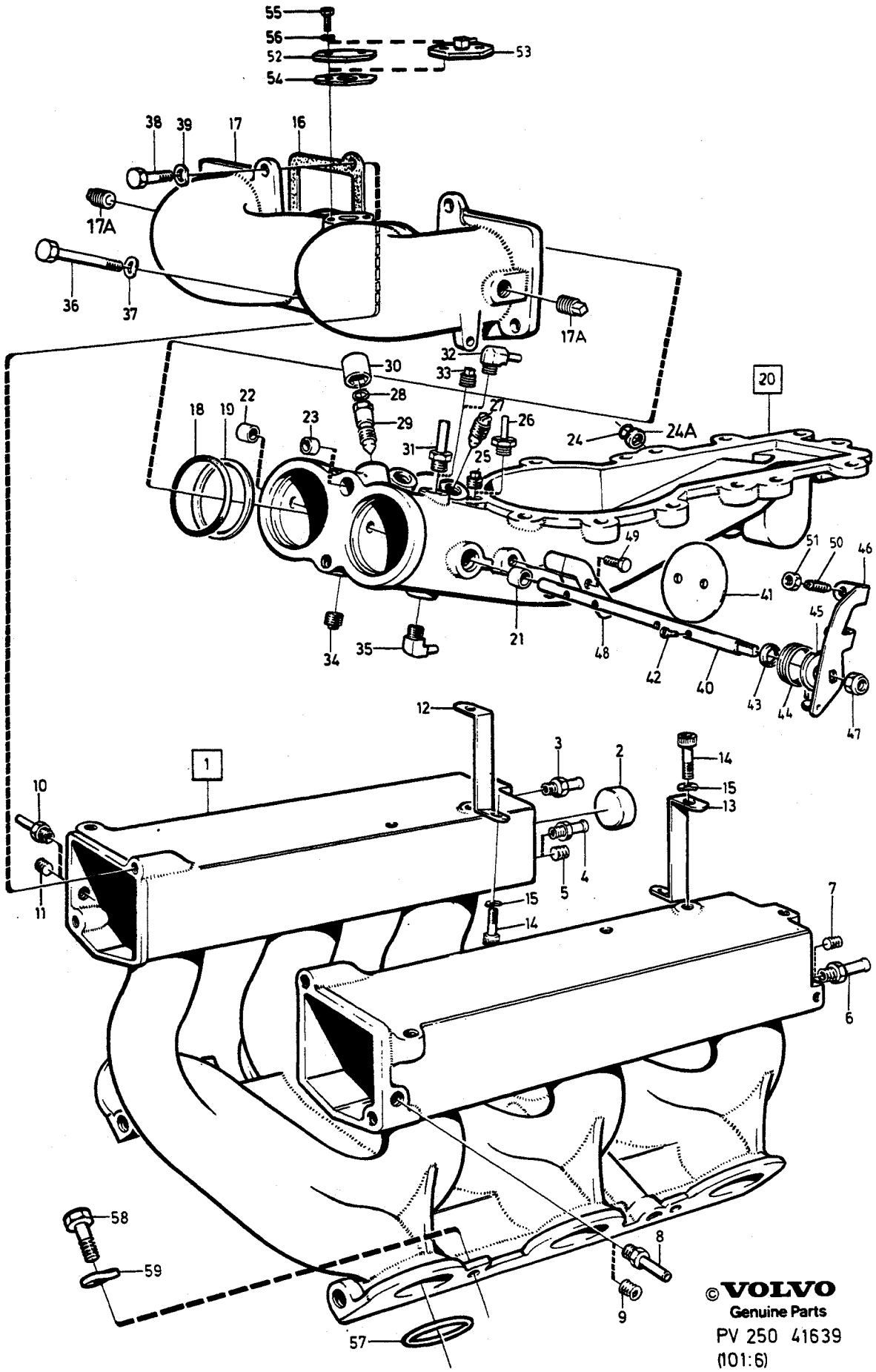

© VOLVO
Genuine Parts

PV 250 41639
(101:6)

A
B
C
D
E

INDUCTION PIPE (MANIFOLD) VALVE HOUSING — INLOPPSRÖR SPJÄLLHUS

B28E

Group / Grupp 25

Page / Sida 263

Fig	Part No. / Artikel nr	Quantity /Antal A	B	C	D	E	PS	Description	Benämning	Notes / Anmärkning	SR
53		1	-	-	-	-		Nipple	Nippel	ALTER 2 SEE 87•1199	
☆ 54	1271482-0	1	-	-	-	-		Gasket	Packning	(464517)	2
55	955271-2	2	-	-	-	-		Screw	Skruv		2
56	941906-0	2	-	-	-	-		Spring washer	Fjäderbricka		2
57	947381-0	6	-	-	-	-		O-ring	O-ring		2
58	946517-0	4	-	-	-	-		Screw	Skruv		2
59	946599-8	4	-	-	-	-		Spring washer	Fjäderbricka		2

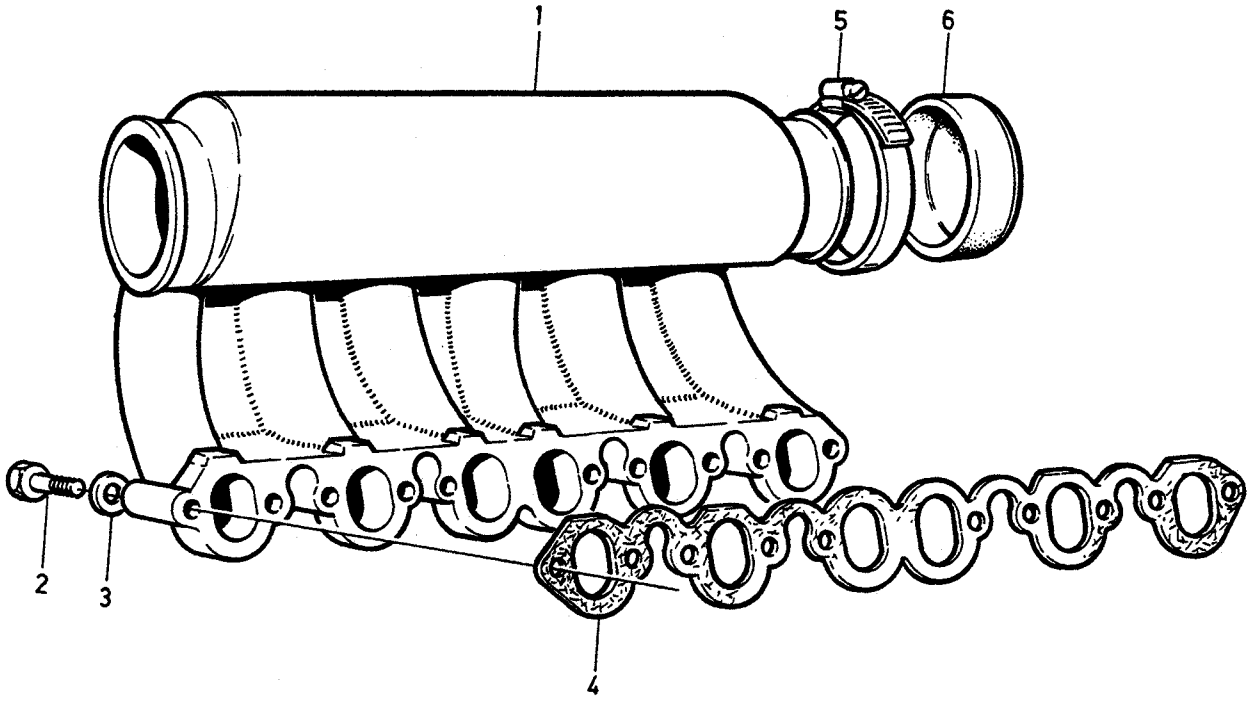

©VOLVO
Genuine Parts
PV 250 41334
(101:1)

A B C D E

INDUCTION PIPE (MANIFOLD) INLOPPSRÖR

Group Grupp 25

Page Sida 265

D2 4

Fig	Part No. Artikel nr	Quantity /Antal A	B	C	D	E	PS	Description	Benämning	Notes Anmärkning	SR
1	1257178-2	1	-	-	-	-		Inlet pipe	Inloppsrör		4
☆ 2	965217-3	12	-	-	-	-		Flange screw	Flänsskruv	(959230)	2
3	1328337-9	12	-	-	-	-		Washer	Bricka		2
4	3507033-3	1	-	-	-	-		Gasket	Packning	(1257212)	1
5	943481-2	1	-	-	-	-		Hose clamp	Slangklamma		2
6	1257251-7	1	-	-	-	-		Cover	Lock		3

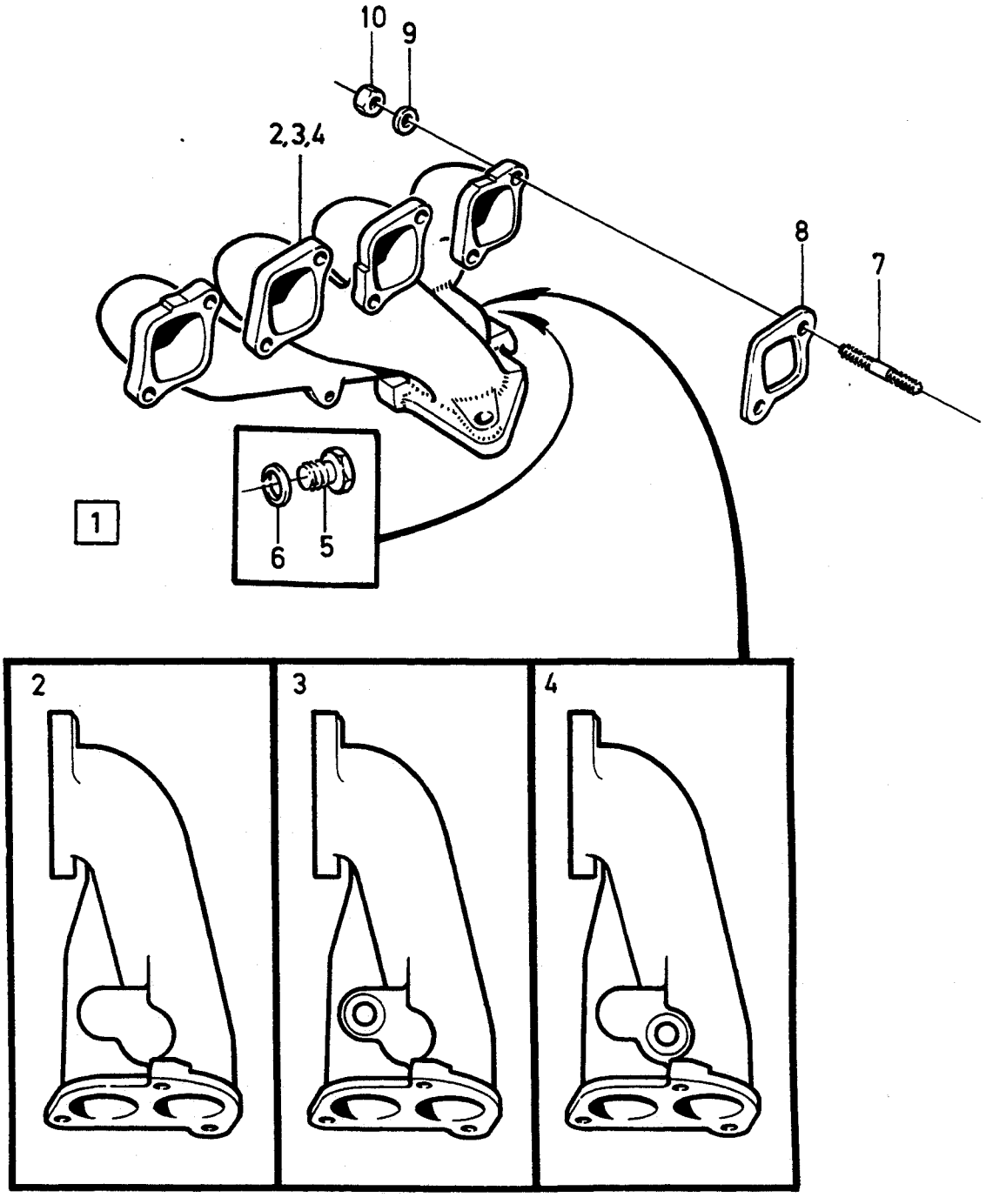

VOLVO PARTS
1 021 36185
(101:6)

A
B
C
D
E

EXHAUST MANIFOLD — AVGASGRENRÖR

B200, B230

Group / Grupp 25

Page / Sida 267

Fig	Part No. Artikel nr	Quantity /Antal A	B	C	D	E	P S	Description	Benämning	Notes Anmärkning	S R
1		1	-	-	-	-	NS	Exhaust manifold with fittings	Avgasgrenrör med monteringsdetaljer		
2	*(1266977)*	1	-	-	-	-	SP	• Exhaust manifold	• Avgasgrenrör	W/O E.G.R REPL 1 PCS 1266978-4, 1 PCS 960631-0, 1 PCS 11996-6	
3	1266978-4	1	-	-	-	-		• Exhaust manifold	• Avgasgrenrör	E.G.R	4
4	1346920-0	1	-	-	-	-		• Exhaust manifold	• Avgasgrenrör	B230F	4
5	960631-0	1	-	-	-	-		• Plug	• Propp	1)	2
☆ 6	947622-7	1	-	-	-	-	IK	• Gasket	• Packning	1)	2
7		8	-	-	-	-		• Stud	• Pinnskruv	SEE **21** • 115	
8	1378217-2	4	-	-	-	-	IK	• Gasket	• Packning	(463846)	1
9	949362-8	7	-	-	-	-		• Washer	• Bricka		2
10	948645-7	8	-	-	-	-		• Flange lock nut	• Flänslåsmutter	(946036)	2

1) Spare part version. / Reservdelsutförande.

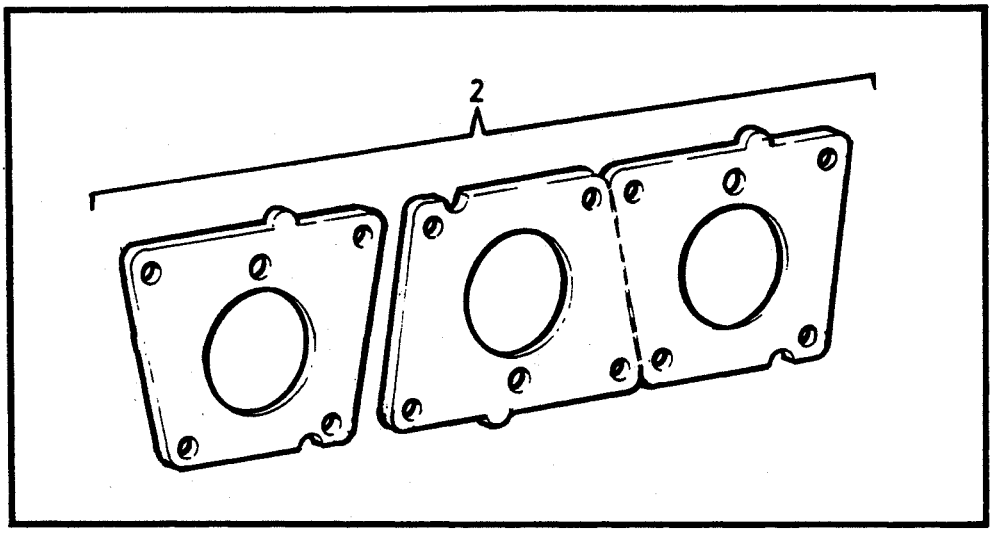

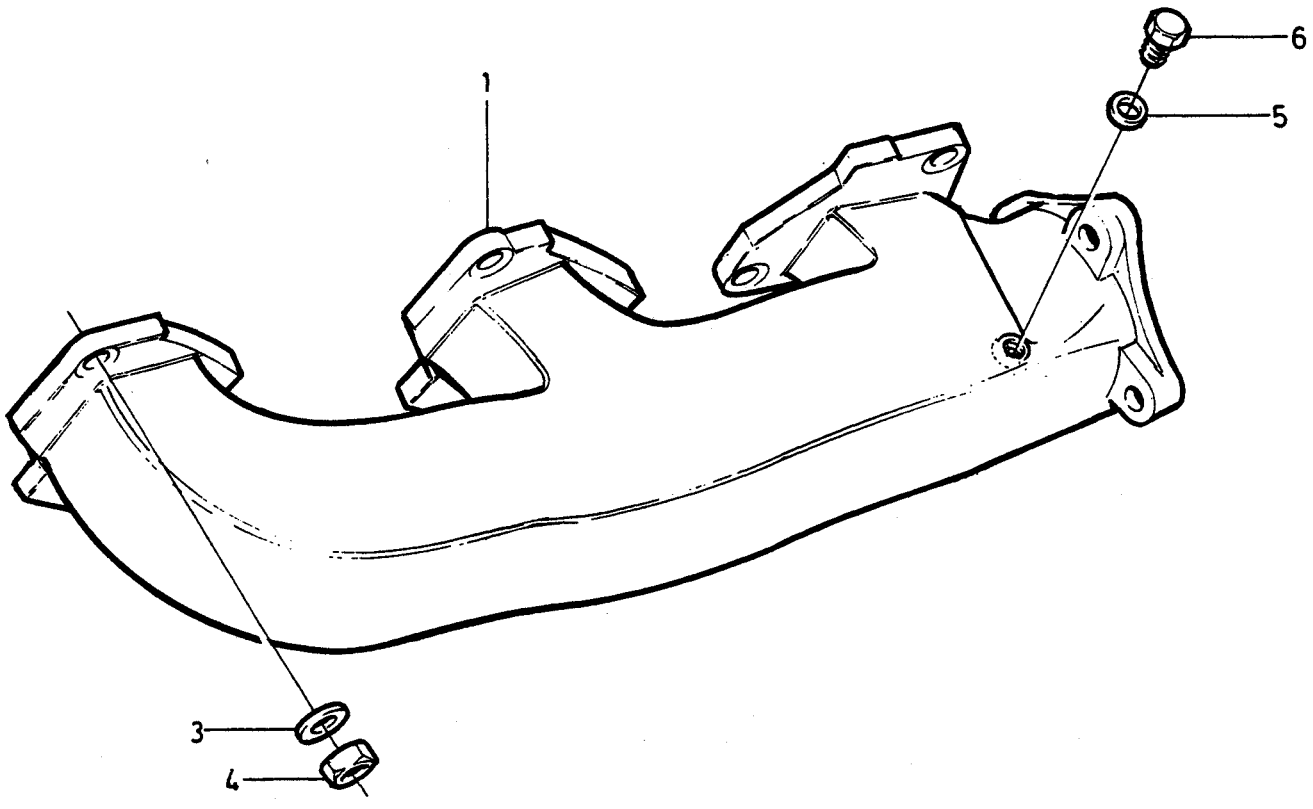

©VOLVO
Genuine Parts
PV 250 41337
(101:1)

A	W/O E.G.R	EXHAUST MANIFOLD AVGASGRENRÖR	Group Grupp 25
B	E.G.R		Page Sida 269
C			
D			
E		B28E	

Fig	Part No. Artikel nr	Quantity /Antal A	B	C	D	E	PS	Description	Benämning	Notes Anmärkning	SR
1	1269405-5	1	-	-	-	-		Exhaust manifold, l.h.	Avgasgrenrör, v		4
	1269793-4	-	1	-	-	-		Exhaust manifold, l.h.	Avgasgrenrör, v	(1269522)	4
	1269174-7	1	-	-	-	-		Exhaust manifold, r.h.	Avgasgrenrör, h		4
	1269523-5	-	1	-	-	-		Exhaust manifold, r.h.	Avgasgrenrör, h		4
☆ 2	1218373-7	2	2	-	-	-		Gasket	Packning	(247280)	1
3	949114-3	12	12	-	-	-		Washer	Bricka		2
4	947402-4	12	12	-	-	-		Nut	Mutter		2
☆ 5	947624-3	1	-	-	-	-		Gasket	Packning		2
6	960632-8	1	-	-	-	-		Plug	Plugg		2

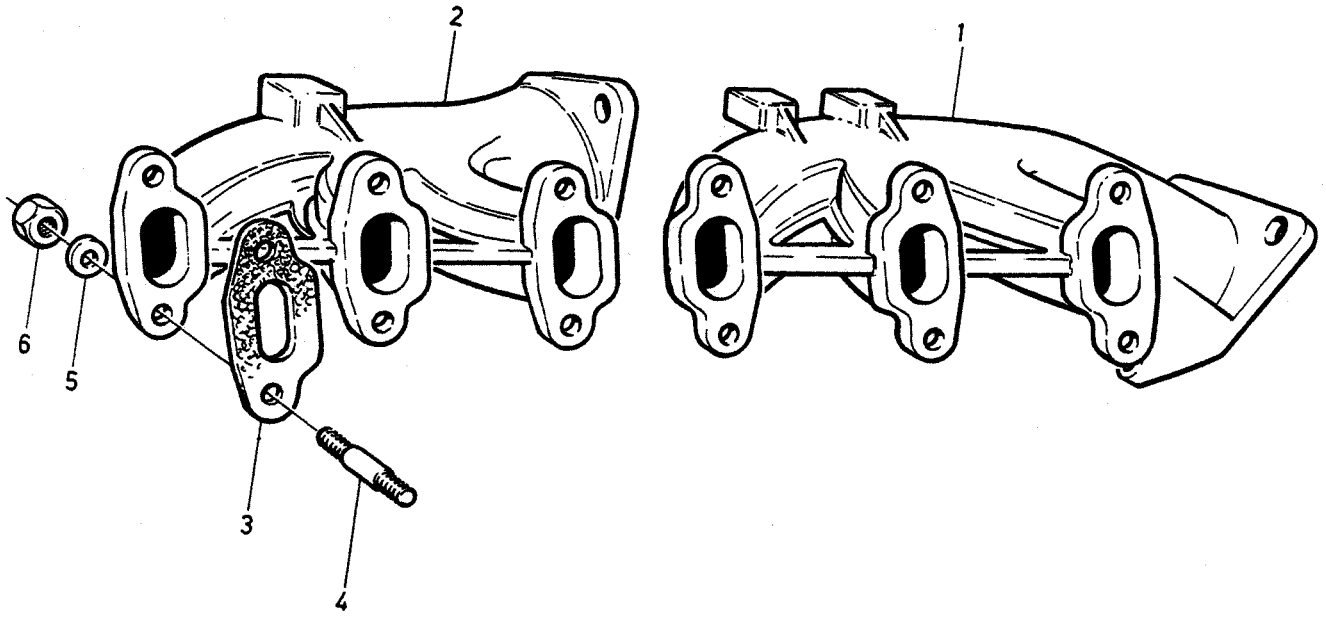

©VOLVO
Genuine Parts
PV 250 41342
(101:1)

A
B
C
D
E

EXHAUST MANIFOLD — AVGASGRENRÖR

Group / Grupp 25

Page / Sida 271

D24

Fig	Part No. Artikel nr	Quantity /Antal A	B	C	D	E	PS	Description	Benämning	Notes Anmärkning	SR
1	1257173-3	1	-	-	-	-		Exhaust manifold cylinders 4-6	Avgasgrenrör cylinder 4-6		4
2	1257170-9	1	-	-	-	-		Exhaust manifold cylinders 1-3	Avgasgrenrör cylinder 1-3		4
☆ 3	3547615-9	6	-	-	-	-		Gasket	Packning	(1257174)	1
4		12	-	-	-	-		Stud	Pinnskruv	SEE 21•149	
5	955894-1	12	-	-	-	-		Washer	Bricka		2
6	1257176-6	12	-	-	-	-		Nut	Mutter		2

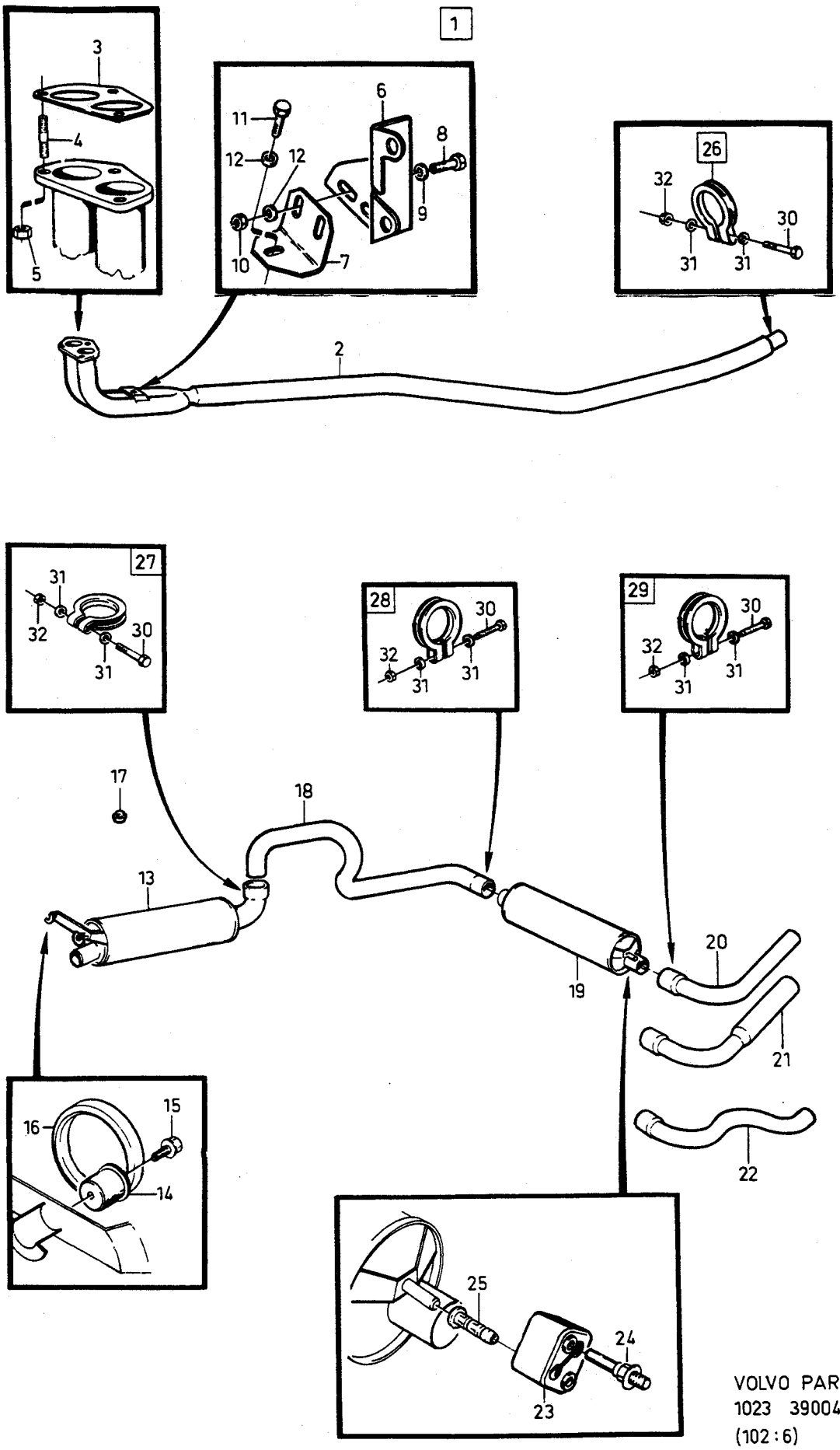

VOLVO PARTS
1023 39004
(102:6)

A	B230A, B200K
B	B200E
C	B230E
D	B230E
E	

EXHAUST SYSTEM — AVGASSYSTEM

1985, B200,B230, EXC B230F

Group / Grupp 25

Page / Sida 273

Fig	Part No. / Artikel nr	Quantity /Antal A	B	C	D	E	PS	Description	Benämning	Notes / Anmärkning	SR
1		1	-	-	-	-	NS	Exhaust system complete	Avgassystem komplett		
		-	1	-	-	-	NS	Exhaust system complete	Avgassystem komplett		
		-	-	1	-	-	NS	Exhaust system complete	Avgassystem komplett	(S),(N),(DK),(SF), (CH), (AUS)	
		-	-	-	1	-	NS	Exhaust system complete	Avgassystem komplett	EXC (S),(N),(DK),(SF), (CH), (AUS)	
2	1328427-8	1	-	1	-	-		•Exhaust pipe	•Avgasrör		1
	1346072-0	-	1	-	1	-		•Exhaust pipe	•Avgasrör		1
☆	270851-9	1	1	1	1	-		•Kit	•Sats		1
● 3	3531326-1	1	1	1	1	-	IK	••Gasket	••Packning	(1378218)	1
4	924077-1	3	3	3	3	-		••Stud	••Pinnskruv		2
5	1378511-8	3	3	3	3	-		••Nut	••Mutter		2
6	1346299-9	1	1	1	1	-		•Bracket	•Konsol		1
7	1357002-3	1	1	1	1	-		•Bracket	•Konsol		1
● 8	955295-1	2	2	2	2	-		•Screw	•Skruv		2
9	960141-0	2	2	2	2	-		•Washer	•Bricka		2
☆ 10	968862-3	2	2	2	2	-		•Flange nut	•Flänsmutter	(955782)	8
11	955294-4	1	1	1	1	-		•Screw	•Skruv		2
12	960141-0	3	3	3	3	-		•Washer	•Bricka		2
13	1336917-8	1	1	1	1	-		•Silencer	•Ljuddämpare		1
14	1273182-4	2	2	2	2	-		•Retainer	•Hållare		1
15	944926-5	2	2	2	2	-		•Flange screw	•Flänsskruv		2
16	666407-2	2	2	2	2	-	IK	•Rubber ring	•Gummiring		1
17	1272596-6	2	2	2	2	-		•Rubber cushion	•Gummikudde		1
18	1219271-2	1	1	1	1	-	IK	•Exhaust pipe	•Avgasrör		1
19	1219276-1	1	1	1	1	-	IK	•Silencer, rear	•Ljuddämpare, bakre		1
20	1357755-6	1	1	1	1	-		•Exhaust pipe, rear	•Avgasrör, bakre	(1357981) ALTER 1., O.DIA 51 mm	1
21	1378100-0	1	1	1	1	-		•Exhaust pipe, rear	•Avgasrör, bakre	ALTER 2. O.DIA 60 mm	1
22	1357982-6	1	1	1	1	-	IK	•Exhaust pipe, rear	•Avgasrör, bakre	ALTER 3.	1
23	1206468-9	2	2	2	2	-	IK	•Shackle	•Hänke		1
24	1228280-2	2	2	2	2	-		•Screw with pin	•Tappskruv		2
25	1229342-9	2	2	2	2	-	IK	•Protecting sleeve	•Skyddshylsa		1
☆ 26	969154-4	1	1	1	1	-		•Clamp	•Klamma	(968149)	1
☆ ● 27	969154-4	1	1	1	1	-	IK	•Clamp	•Klamma	(968149)	1
● 28	968353-3	1	1	1	1	-	IK	•Clamp	•Klämma	(949228)	1
☆ 29	969154-4	1	1	1	1	-	IK	•Clamp	•Klamma	(968149)	1
30	955303-3	1	1	1	1	-		••Screw	••Skruv		2
31	120265-4	2	2	2	2	-		••Washer	••Bricka		2
☆ 32	968862-3	1	1	1	1	-		••Flange nut	••Flänsmutter	(955782)	8
●	273989-4	1	1	1	1	-		Kit without front pipe	Sats utan främre rör	SEE 25•313	1

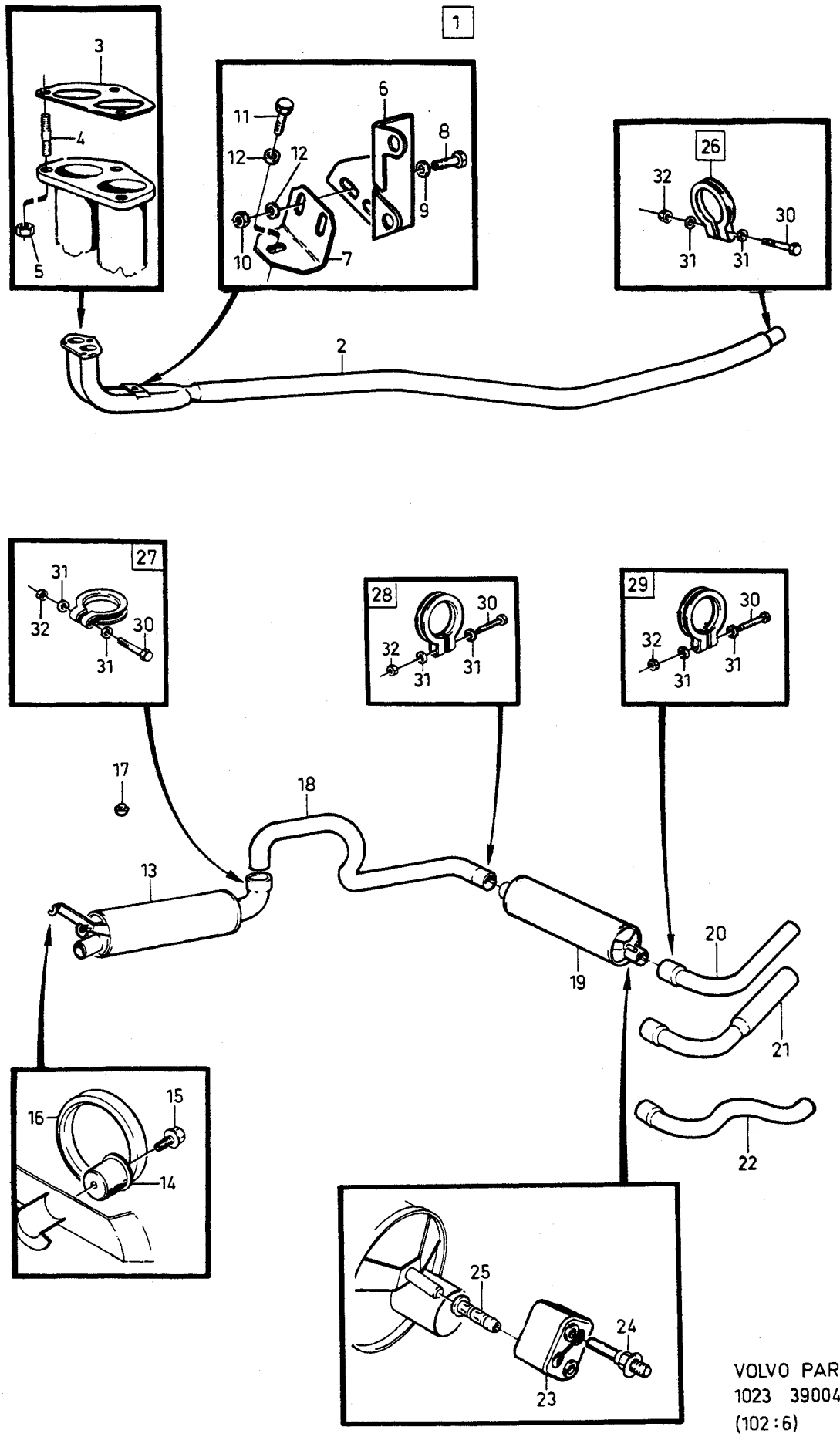

VOLVO PARTS
1023 39004
(102 : 6)

A	B230A, B200K
B	B200E
C	B230E
D	B230A, B230E
E	

EXHAUST SYSTEM — AVGASSYSTEM

Group / Grupp 25

Page / Sida 275

1986, B200,B230, EXC B230F

Fig	Part No. / Artikel nr	Quantity / Antal A	B	C	D	E	PS	Description	Benämning	Notes / Anmärkning	SP
1		1	-	-	-	-	NS	Exhaust system complete	Avgassystem komplett	EXC (S),(N),(DK),(SF).	
		-	1	-	-	-	NS	Exhaust system complete	Avgassystem komplett	EXC (S),(N),(DK),(SF).	
		-	-	1	-	-	NS	Exhaust system complete	Avgassystem komplett	(CH), (AUS)	
		-	-	-	1	-	NS	Exhaust system complete	Avgassystem komplett	(S), (N), (DK), (SF).	
2	1328427-8	1	-	1	-	-		• Exhaust pipe	• Avgasrör		1
	1346072-0	-	1	-	-	-		• Exhaust pipe	• Avgasrör		1
	1357066-8	-	-	-	1	-		• Exhaust pipe	• Avgasrör		1
☆	270851-9	1	1	1	1	-		Kit	Sats		1
☆ 3	3531326-1	1	1	1	1	-	IK	•• Gasket	•• Packning	(1378218)	1
4	924077-1	3	3	3	3	-		•• Stud	•• Pinnskruv		2
5	1378511-8	3	3	3	3	-		•• Nut	•• Mutter		2
6	1346299-9	1	1	1	1	-		• Bracket	• Konsol		1
7	1357002-3	1	1	1	1	-		• Bracket	• Konsol		1
8	955295-1	2	2	2	2	-		• Screw	• Skruv		2
9	960141-0	2	2	2	2	-		• Washer	• Bricka		2
☆ 10	968862-3	2	2	2	2	-		• Flange nut	• Flänsmutter	(955782)	8
11	955294-4	1	1	1	1	-		• Screw	• Skruv		2
12	960141-0	3	3	3	3	-		• Washer	• Bricka		2
13	1336917-8	1	1	1	-	-		• Silencer	• Ljuddämpare		1
	1357067-6	-	-	-	1	-	IK	• Silencer	• Ljuddämpare		1
14	1273182-4	2	2	2	2	-		• Retainer	• Hållare		1
15	944926-5	2	2	2	2	-		• Flange screw	• Flänsskruv		2
16	666407-2	2	2	2	2	-	IK	• Rubber ring	• Gummiring		1
17	1272596-6	2	2	2	2	-		• Rubber cushion	• Gummikudde		1
18	1219271-2	1	1	1	-	-	IK	• Exhaust pipe	• Avgasrör		1
	1357758-0	-	-	-	1	-	IK	• Exhaust pipe	• Avgasrör		1
19	1219276-1	1	1	1	-	-	IK	• Silencer, rear	• Ljuddämpare, bakre		1
	1357065-0	-	-	-	1	-	IK	• Silencer, rear	• Ljuddämpare, bakre		1
20	1357755-6	1	1	1	-	-		• Exhaust pipe, rear	• Avgasrör, bakre	(1357981) ALTER 1. O.DIA 51 mm	1
	1357755-6	-	-	-	1	-		• Exhaust pipe, rear	• Avgasrör, bakre		1
21	1378100-0	1	1	1	-	-		• Exhaust pipe, rear	• Avgasrör, bakre	ALTER 2. O.DIA 60 mm	1
22	1357982-6	1	1	1	-	-	IK	• Exhaust pipe, rear	• Avgasrör, bakre	ALTER 3.	1
	1357756-4	-	-	-	1	-	IK	• Exhaust pipe, rear	• Avgasrör, bakre		1
23	1206468-9	2	2	2	2	-	IK	• Shackle	• Hänke		1
24	1228280-2	2	2	2	2	-		• Screw with pin	• Tappskruv		2
25	1229342-9	2	2	2	2	-	IK	• Protecting sleeve	• Skyddshylsa		1
☆ 26	969154-4	1	1	1	-	-		• Clamp	• Klamma	(968149)	1
	968354-1	-	-	-	1	-	IK	• Clamp	• Klämma	(1378457)	1
☆ 27	969154-4	1	1	1	-	-	IK	• Clamp	• Klamma	(968149)	1
☆	969154-4	-	-	-	1	-	IK	• Clamp	• Klamma	(968355)	1
28	968353-3	1	1	1	-	-	IK	• Clamp	• Klämma	(949228)	1
	968353-3	-	-	-	1	-	IK	• Clamp	• Klämma	(1378456)	1
☆ 29	969154-4	1	1	1	-	-	IK	• Clamp	• Klamma	(968149)	1
☆	969154-4	-	-	-	1	-		• Clamp	• Klamma	(968355)	1
30	955303-3	1	1	1	-	-		•• Screw	•• Skruv		2

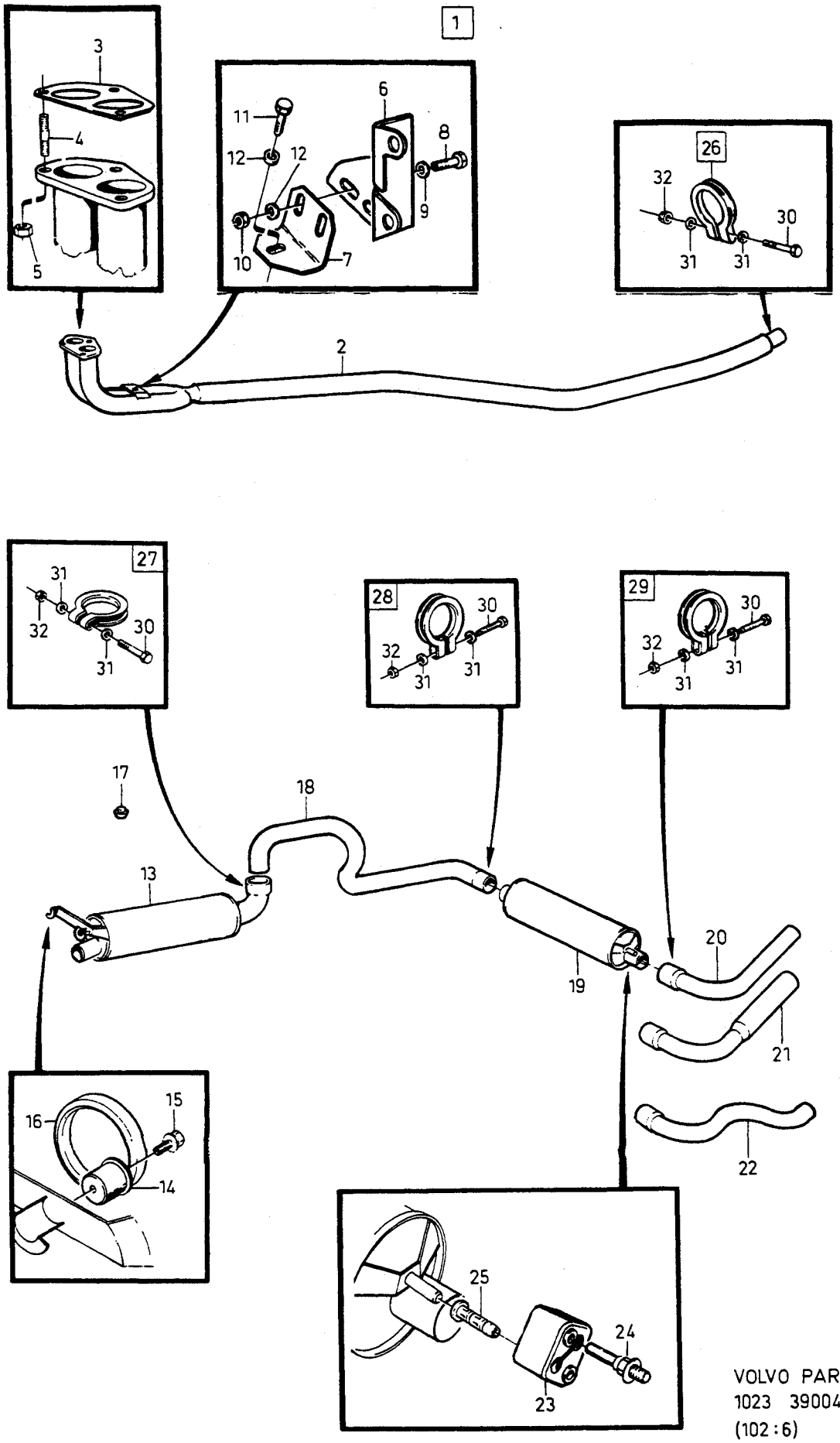

VOLVO PARTS
1023 39004
(102:6)

A	B230A, B200K
B	B200E
C	B230E
D	B230A, B230E
E	

EXHAUST SYSTEM AVGASSYSTEM

Group / Grupp 25

Page / Sida 277

1986, B200,B230, EXC B230F

Fig	Part No. Artikel nr	Quantity /Antal A	B	C	D	E	PS	Description	Benämning	Notes Anmärkning	SR
31	120265-4	2	2	2	-	-		••Washer	••Bricka		2
☆ 32	968862-3	1	1	1	-	-		••Flange nut	••Flänsmutter	(955782)	8
	273989-4	1	1	1	-	-		Kit without front pipe	Sats utan främre rör	SEE 25•313	1
	1389383-9	1	-	-	-	-		Catalytic converter	Katalysrenare	B230A	
										SEE 25•313	5
☆	270855-0	1	-	-	-	-		Gasket kit	Packningsats	B230A (1389421)	
										SEE 25•313	5
	274078-5	-	-	-	1	-		Kit without front pipe	Sats utan främre rör	SEE 25•313	1

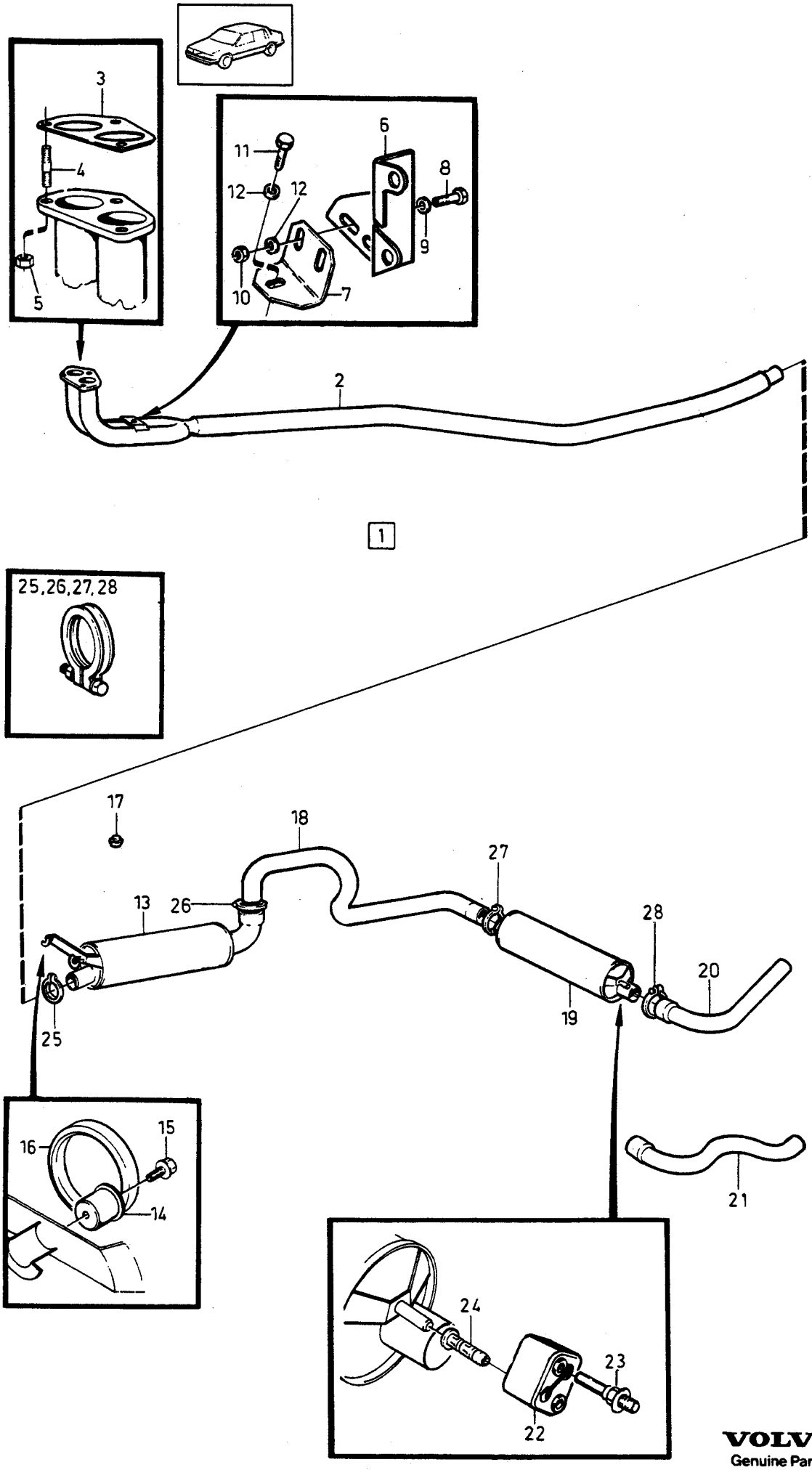

VOLVO
Genuine Parts
PV 251 44281

A	B200K, B230K, B230E
B	B200E
C	
D	
E	

EXHAUST SYSTEM — AVGASSYSTEM

1987, B200,B230, EXC B230F

Group / Grupp 25

Page / Sida 279

Fig	Part No. / Artikel nr	Quantity /Antal A	B	C	D	E	P S	Description	Benämning	Notes / Anmärkning	S R
1		1	-	-	-	-	NS	Exhaust system complete	Avgassystem komplett		
		-	1	-	-	-	NS	Exhaust system complete	Avgassystem komplett		
2	1357066-8	1	-	-	-	-		•Exhaust pipe	•Avgasrör		1
	1357062-7	-	1	-	-	-		•Exhaust pipe	•Avgasrör		1
☆	270851-9	1	1	-	-	-		•Kit	•Sats		1
☆ 3	3531326-1	1	1	-	-	-	IK	••Gasket	••Packning	(1378218)	1
4	924077-1	3	3	-	-	-		••Stud	••Pinnskruv		2
5	1378511-8	3	3	-	-	-		••Nut	••Mutter		2
6	1346299-9	1	1	-	-	-		•Bracket	•Konsol		1
7	1357002-3	1	1	-	-	-		•Bracket	•Konsol		1
8	955295-1	2	2	-	-	-		•Screw	•Skruv		2
9	960141-0	2	2	-	-	-		•Washer	•Bricka		2
☆ 10	968862-3	2	2	-	-	-		•Flange nut	•Flänsmutter	(955782)	8
11	955294-4	1	1	-	-	-		•Screw	•Skruv		2
12	960141-0	3	3	-	-	-		•Washer	•Bricka		2
13	1357067-6	1	1	-	-	-	IK	•Silencer	•Ljuddämpare		1
14	1273182-4	2	2	-	-	-		•Retainer	•Hållare		1
15	944926-5	2	2	-	-	-		•Flange screw	•Flänsskruv		2
16	666407-2	2	2	-	-	-	IK	•Rubber ring	•Gummiring		1
17	1272596-6	2	2	-	-	-		•Rubber cushion	•Gummikudde		1
18	1357758-0	1	1	-	-	-	IK	•Exhaust pipe	•Avgasrör		1
19	1357065-0	1	1	-	-	-	IK	•Silencer, rear	•Ljuddämpare, bakre		1
20	1357755-6	1	1	-	-	-		•Exhaust pipe, rear	•Avgasrör, bakre	ALTER 1	1
21	1357756-4	1	1	-	-	-	IK	•Exhaust pipe, rear	•Avgasrör, bakre	ALTER 2	1
22	1206468-9	2	2	-	-	-	IK	•Shackle	•Hänke		1
23	1228280-2	2	2	-	-	-		•Screw with pin	•Tappskruv		2
24	1229342-9	2	2	-	-	-	IK	•Protecting sleeve	•Skyddshylsa		1
25	968354-1	1	1	-	-	-	IK	•Clamp	•Klämma	(1378457)	1
☆ 26	969154-4	1	1	-	-	-	IK	•Clamp	•Klamma	(968355)	1
27	968353-3	1	1	-	-	-	IK	•Clamp	•Klämma	(1378456)	1
☆ 28	969154-4	1	1	-	-	-		•Clamp	•Klamma	(968355)	1
	274078-5	1	1	-	-	-		Kit without front pipe	Sats utan främre rör	SEE 25•313	1

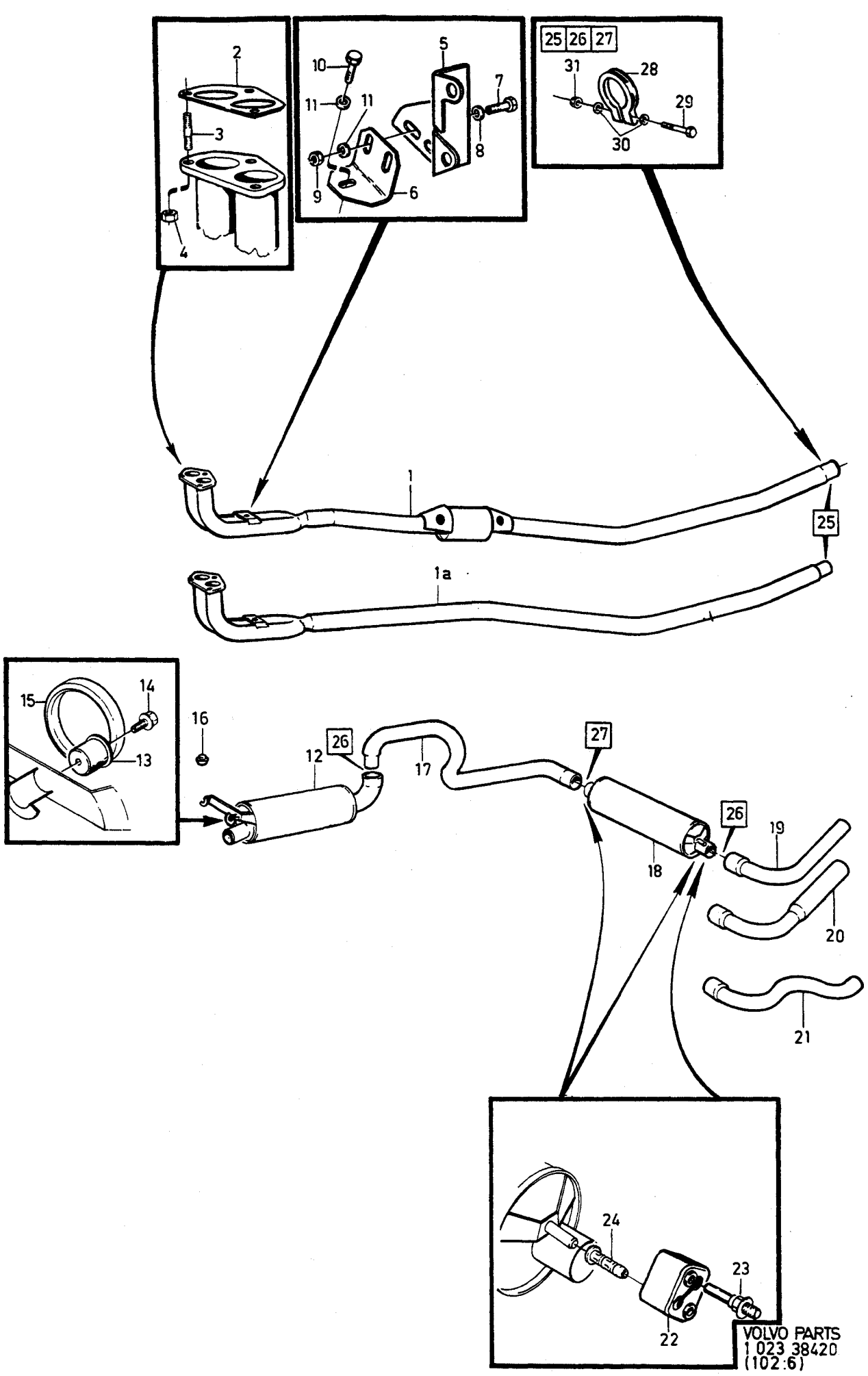
2
3
4
10
11
11
5
7
8
9
6
25 26 27
31
28
29
30
1
25
1a
15
14
16
13
12
26
17
27
26
19
18
20
21
24
23
22
VOLVO PARTS
1 023 38420
(102:6)

A
B
C
D
E

EXHAUST SYSTEM — AVGASSYSTEM

Group / Grupp 25

Page / Sida 281

B200, B230, (T), (MAL)

Fig	Part No. / Artikel nr	Quantity /Antal A	B	C	D	E	PS	Description	Benämning	Notes / Anmärkning	SR
1	1219533-5	1	-	-	-	-		Exhaust pipe	Avgasrör	MAN.TRANS	1
1a	1328427-8	1	-	-	-	-		Exhaust pipe	Avgasrör	AUTO.TRANS	1
☆	270851-9	1	-	-	-	-		Kit	Sats		1
☆ 2	3531326-1	1	-	-	-	-	IK	• Gasket	• Packning	(1378218)	1
3	924077-1	-	-	-	-	-		• Stud	• Pinnskruv		2
4	1378511-8	3	-	-	-	-	IK	• Nut	• Mutter		2
5	1346299-9	1	-	-	-	-		Bracket	Konsol		1
6	1357002-3	1	-	-	-	-		Bracket	Konsol		1
7	955295-1	2	-	-	-	-		Screw	Skruv		2
8	960141-0	2	-	-	-	-		Washer	Bricka		2
9	968862-3	2	-	-	-	-		Flange nut	Flänsmutter	(955782)	8
10	955294-4	1	-	-	-	-	IK	Screw	Skruv		2
11	960141-0	3	-	-	-	-	IK	Washer	Bricka		2
12	1336917-8	1	-	-	-	-		Silencer	Ljuddämpare		1
13	1273182-4	2	-	-	-	-		Retainer	Hållare		1
14	944926-5	2	-	-	-	-		Flange screw	Flänsskruv		2
15	666407-2	2	-	-	-	-	IK	Rubber ring	Gummiring		1
16	1272596-6	1	-	-	-	-		Rubber cushion	Gummikudde		1
17	1219271-2	1	-	-	-	-		Exhaust pipe	Avgasrör		1
18	1219276-1	1	-	-	-	-		Silencer, rear	Ljuddämpare, bakre		1
19	1357755-6	1	-	-	-	-		Exhaust pipe, rear	Avgasrör, bakre	(1357981) ALTER 1. O.DIA 51 mm	1
20	1378100-0	1	-	-	-	-		Exhaust pipe, rear	Avgasrör, bakre	ALTER 2. O.DIA 60 mm	1
21	1357982-6	1	-	-	-	-	IK	Exhaust pipe, rear	Avgasrör, bakre	ALTER 3.	1
22	1206468-9	2	-	-	-	-	IK	Shackle	Hänke		1
23	1228280-2	2	-	-	-	-		Screw with pin	Tappskruv		2
24	1229342-9	2	-	-	-	-	IK	Protecting sleeve	Skyddshylsa		1
☆ 25	969154-4	1	-	-	-	-	IK	Clamp	Klamma	(968149)	1
☆ 26	969154-4	2	-	-	-	-	IK	Clamp	Klamma	(968149)	1
27	968353-3	1	-	-	-	-	IK	Clamp	Klämma	(949228)	1
28		1	-	-	-	-	NS	• Brace	• Bygel		
29	955303-3	1	-	-	-	-		• Screw	• Skruv		2
30	120265-4	2	-	-	-	-		• Washer	• Bricka		2
☆ 31	968862-3	1	-	-	-	-		• Flange nut	• Flänsmutter	(955782)	8

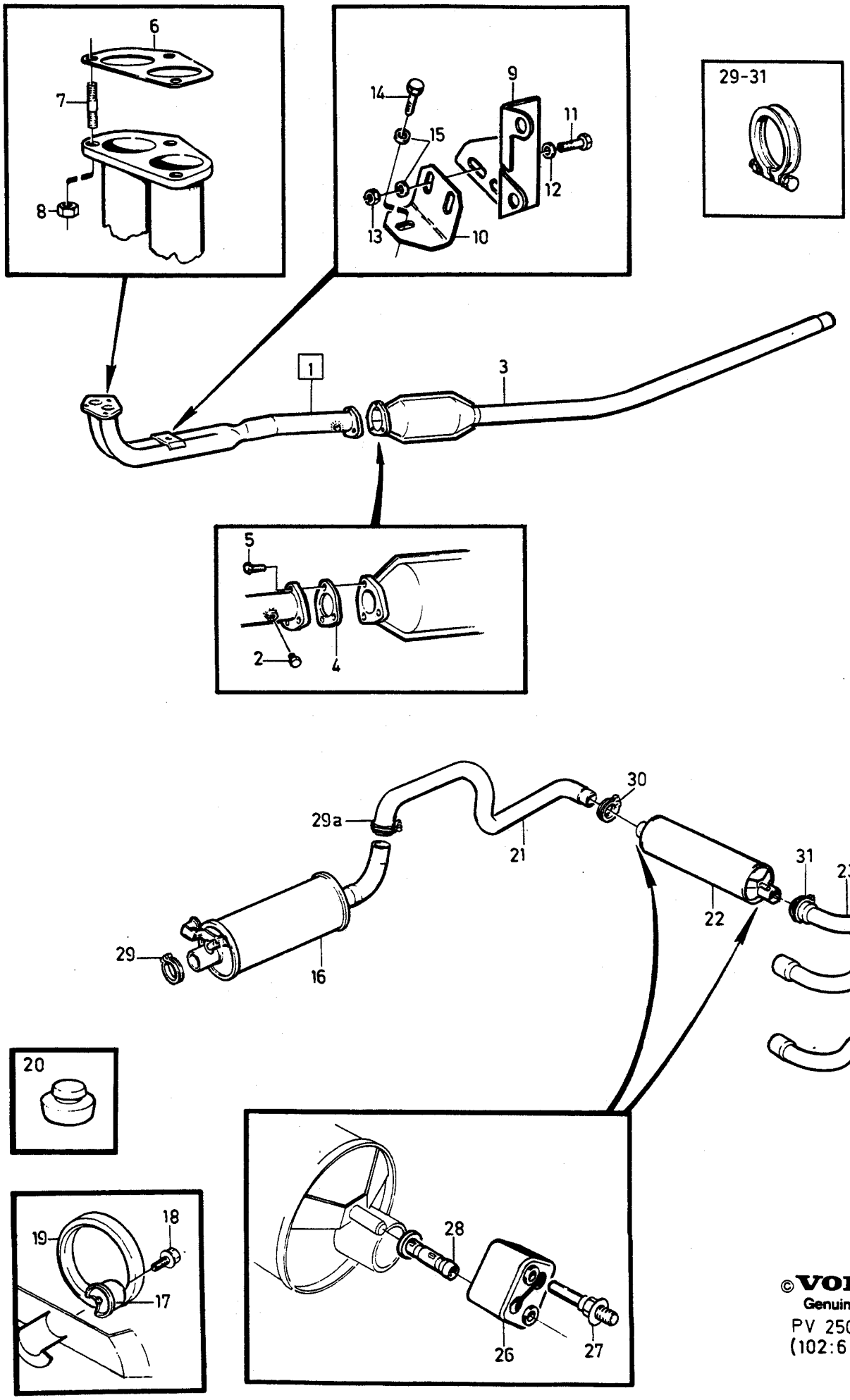

©VOLVO
Genuine Parts

A	-1986
B	1987
C	
D	
E	

EXHAUST SYSTEM — AVGASSYSTEM

Group / Grupp: 25

Page / Sida: 283

B230F

Fig	Part No. / Artikel nr	Quantity / Antal A	B	C	D	E	PS	Description	Benämning	Notes / Anmärkning	SR
1	1346768-3	1	1	-	-	-		Exhaust pipe, front	Avgasrör, främre	REPL 1 PCS 3514976-4, 1 PCS 960632-8, 1 PCS 11998-2.	1
2	948404-9	1	1	-	-	-		• Plug	• Propp		2
☆ 3	3531403-8	1	1	-	-	-		Catalytic converter	Katalysrenare	(1357091)	2
4	1378872-4	1	1	-	-	-		Gasket	Packning	(462808)	1
5	955297-7	3	3	-	-	-		Screw	Skruv		2
☆	270851-9	1	1	-	-	-		Kit	Sats		1
☆ 6	3531326-1	1	1	-	-	-	IK	• Gasket	• Packning	(1378218)	1
7	924077-1	3	3	-	-	-		• Stud	• Pinnskruv		2
8	1378511-8	3	3	-	-	-	IK	• Nut	• Mutter		2
9	1346299-9	1	1	-	-	-		Bracket	Konsol		1
10	1357002-3	1	1	-	-	-		Bracket	Konsol		1
11	955295-1	2	2	-	-	-		Screw	Skruv		2
12	960141-0	2	2	-	-	-		Washer	Bricka		2
13	968862-3	2	2	-	-	-		Flange nut	Flänsmutter	(955782)	8
14	955294-4	1	1	-	-	-	IK	Screw	Skruv		2
15	960141-0	3	3	-	-	-	IK	Washer	Bricka		2
16	1336917-8	1	-	-	-	-		Silencer	Ljuddämpare		1
	1357067-6	-	1	-	-	-		Silencer	Ljuddämpare		1
17	1273182-4	2	2	-	-	-		Retainer	Hållare		1
18	944926-5	2	2	-	-	-		Flange screw	Flänsskruv		2
19	666407-2	2	2	-	-	-	IK	Rubber ring	Gummiring		1
20	1272596-6	1	1	-	-	-		Rubber cushion	Gummikudde		1
21	1219271-2	1	-	-	-	-		Exhaust pipe	Avgasrör		1
	1357758-0	-	1	-	-	-		Exhaust pipe	Avgasrör		1
22	1219276-1	1	-	-	-	-	IK	Silencer, rear	Ljuddämpare, bakre		1
	1357065-0	-	1	-	-	-		Silencer, rear	Ljuddämpare, bakre		1
23	1357755-6	1	-	-	-	-		Exhaust pipe, rear	Avgasrör, bakre	(1357981) ALTER 1.	1
	1357755-6	-	1	-	-	-		Exhaust pipe, rear	Avgasrör, bakre	O.DIA 51 mm	1
24	1378100-0	1	-	-	-	-		Exhaust pipe, rear	Avgasrör, bakre	ALTER 2. O.DIA 60 mm	1
25	1357982-6	1	-	-	-	-	IK	Exhaust pipe, rear	Avgasrör, bakre	ALTER 3.	1
	1357756-4	-	1	-	-	-		Exhaust pipe, rear	Avgasrör, bakre		1
26	1206468-9	2	2	-	-	-	IK	Shackle	Hänke		1
27	1228280-2	2	2	-	-	-		Screw with pin	Tappskruv		2
28	1229342-9	2	2	-	-	-	IK	Protecting sleeve	Skyddshylsa		1
☆ 29	969154-4	1	-	-	-	-	IK	Clamp	Klamma	(968149)	1
	968354-1	-	1	-	-	-		Clamp	Klämma		1
☆ 29a	969154-4	1	-	-	-	-		Clamp	Klamma	(968149)	1
☆	969154-4	-	1	-	-	-		Clamp	Klamma	(968355)	1
30	968353-3	1	1	-	-	-	IK	Clamp	Klämma	(1378456)	1
☆ 31	969154-4	1	-	-	-	-	IK	Clamp	Klamma	(968149)	1
☆	969154-4	-	1	-	-	-		Clamp	Klamma	(968355)	1
	273989-4	1	-	-	-	-		Kit without front pipe	Sats utan främre rör	(273790) SEE 25•313	1
	274078-5	-	1	-	-	-		Kit without front pipe	Sats utan främre rör	SEE 25•313	1

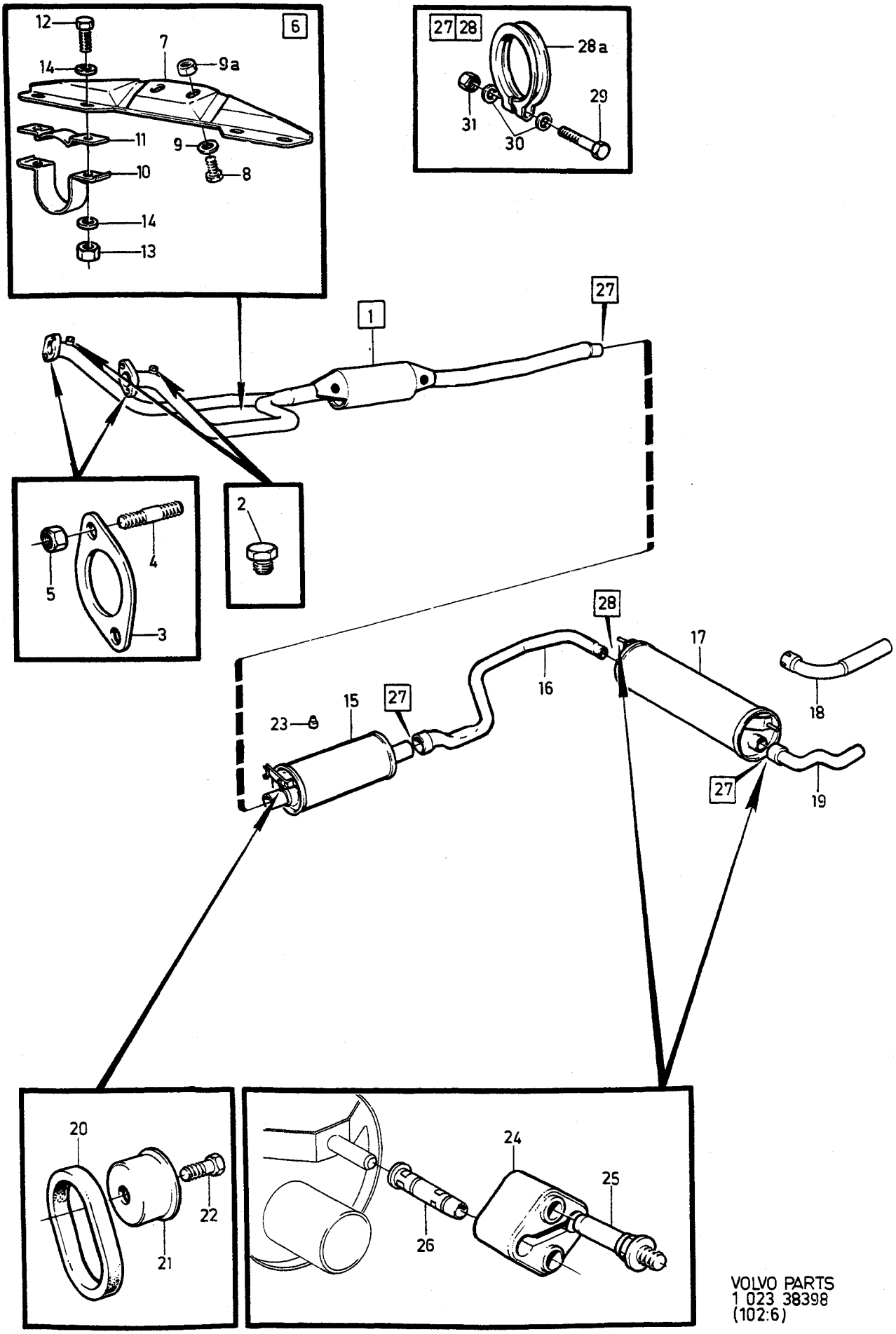

VOLVO PARTS
1 023 38398
(102:6)

A
B
C
D
E

EXHAUST SYSTEM — AVGASSYSTEM

Group / Grupp 25

Page / Sida 285

B28E

Fig	Part No. Artikel nr	Quantity /Antal A	B	C	D	E	PS	Description	Benämning	Notes Anmärkning	SR
1	464590-9	1	-	-	-	-		Exhaust pipe	Avgasrör		1
2	948404-9	2	-	-	-	-		• Plug	• Propp		2
☆	270852-7	1	-	-	-	-		Kit	Sats		1
3	1271480-4	2	-	-	-	-		• Gasket	• Packning	(464942)	1
4	924077-1	4	-	-	-	-		• Stud	• Pinnskruv		2
5	940183-7	4	-	-	-	-		• Nut	• Mutter		2
6		1	-	-	-	-	NS	Bracket	Konsol		
								With fittings	Med monteringsdetaljer		
7	464346-6	1	-	-	-	-		• Bracket	• Konsol	MAN.TRANS	1
●	464615-4	1	-	-	-	-		• Bracket	• Konsol	AUTO.TRANS (BW 55)	1
●	1274918-0	1	-	-	-	-		• Bracket	• Konsol	AUTO.TRANS (AW 71)	1
8	955294-4	2	-	-	-	-		• Screw	• Skruv	MAN.TRANS	2
	946173-2	2	-	-	-	-		• Flange screw	• Flänsskruv	AUTO.TRANS (AW 71)	2
9	960141-0	2	-	-	-	-		• Washer	• Bricka	MAN.TRANS	2
● ☆ 9a	968862-3	2	-	-	-	-		• Flange nut	• Flänsmutter	(955782) AUTO.TRANS (AW 71)	8
10	464616-2	2	-	-	-	-	IK	• Clamp	• Klamma		1
11	464617-0	2	-	-	-	-	IK	• Spacer	• Mellanlägg		1
12	955274-6	4	-	-	-	-	IK	• Screw	• Skruv		2
13	946035-3	4	-	-	-	-	IK	• Lock nut	• Låsmutter		2
14	960140-2	8	-	-	-	-	IK	• Washer	• Bricka	(960139)	2
15	1276348-8	1	-	-	-	-	IK	Silencer	Ljuddämpare		1
16	1336286-8	1	-	-	-	-	IK	Exhaust pipe	Avgasrör	4DRS	1
	1336285-0	1	-	-	-	-	IK	Exhaust pipe	Avgasrör	5DRS	1
17	1219276-1	1	-	-	-	-	IK	Silencer, rear	Ljuddämpare, bakre		1
18	1378100-0	1	-	-	-	-		Exhaust pipe, rear	Avgasrör, bakre	ALTER 1	1
19	1357982-6	1	-	-	-	-	IK	Exhaust pipe, rear	Avgasrör, bakre	ALTER 2	1
20	666407-2	2	-	-	-	-	IK	Rubber ring	Gummiring		1
21	1273182-4	2	-	-	-	-		Retainer	Hållare		1
22	944926-5	2	-	-	-	-		Flange screw	Flänsskruv		2
23	1272596-6	1	-	-	-	-		Rubber cushion	Gummikudde		1
● 24	1206468-9	2	-	-	-	-	IK	Shackle	Hänke		1
25	1228280-2	2	-	-	-	-		Screw with pin	Tappskruv		2
☆ 26	1229342-9	2	-	-	-	-	IK	Protecting sleeve	Skyddshylsa		1
☆ 27	969154-4	3	-	-	-	-	IK	Clamp	Klamma	(968149)	1
28	968353-3	1	-	-	-	-	IK	Clamp	Klämma	(949228)	1
28a		1	-	-	-	-	NS	• Brace	• Bygel		
● 29	955303-3	1	-	-	-	-		• Screw	• Skruv		2
30	120265-4	2	-	-	-	-		• Washer	• Bricka		2
☆ 31	968862-3	1	-	-	-	-		• Flange nut	• Flänsmutter	(955782)	8
	273989-4	1	-	-	-	-		Kit without front pipe	Sats utan främre rör	(273790) 4DRS	
										SEE 25•313	1
☆	270623-2	1	-	-	-	-		Mounting kit	Monteringssats	(273618)	
										SEE 25•313	1

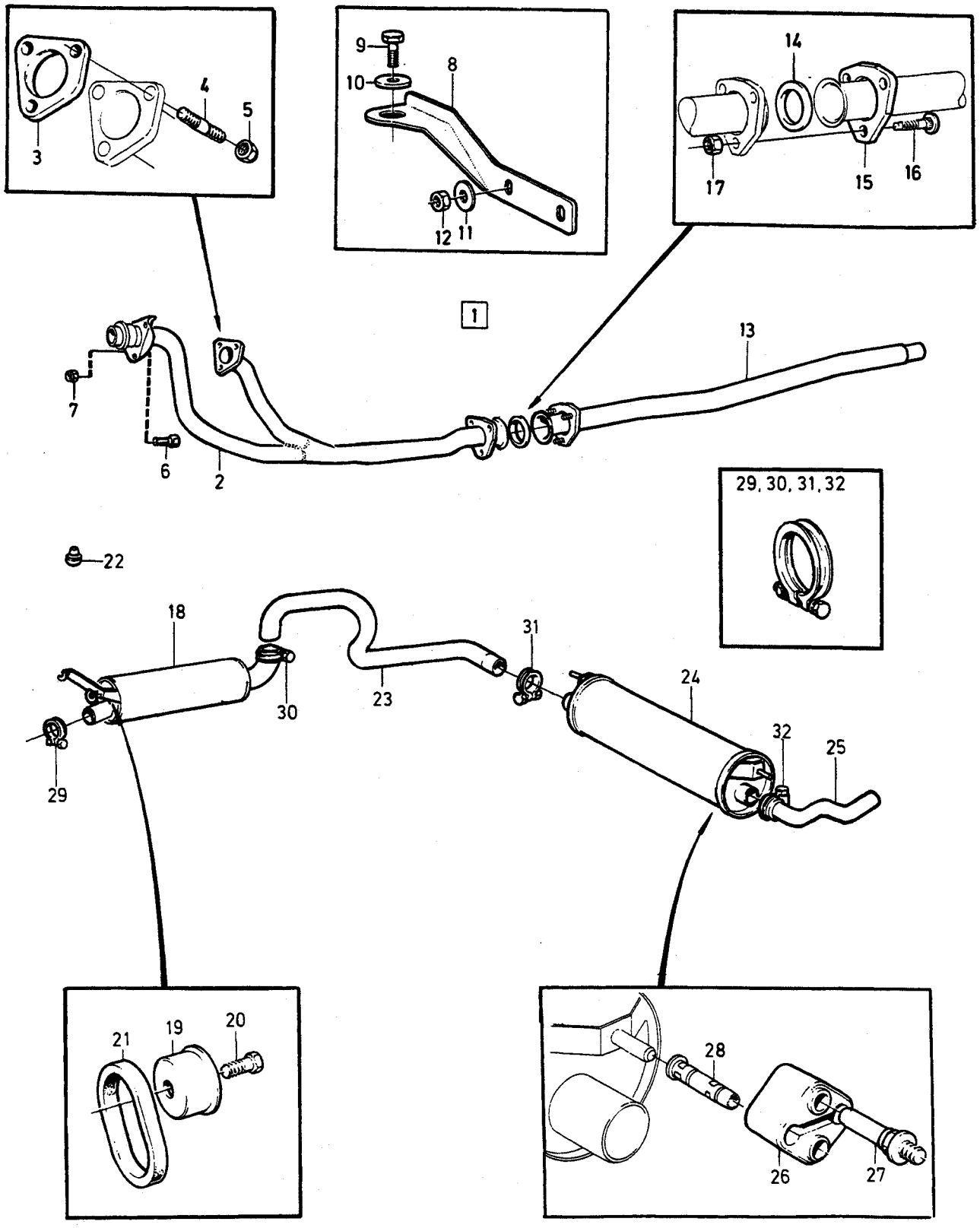

©VOLVO
Genuine Parts

A B C D E

EXHAUST SYSTEM AVGASSYSTEM

Group Grupp 25

Page Sida 287

D24

Fig	Part No. Artikel nr	Quantity /Antal A	B	C	D	E	PS	Description	Benämning	Notes Anmärkning	SR
1		1	-	-	-	-	NS	Exhaust system	Avgassystem	1)	
		-	1	-	-	-	NS	Exhaust system	Avgassystem	2)	
2	*(1257300)*	1	-	-	-	-	SP	•Exhaust pipe, front	•Avgasrör, främre	MAN.TRANS REPL 1 PCS 1328606-7, 1 PCS 1328605-9.	1
	(1257383)	1	-	-	-	-	SP	•Exhaust pipe, front	•Avgasrör, främre	AUTO.TRANS (BW 55) REPL 1 PCS 1328606-7, 1 PCS 1328605-9.	1
	1328606-7	-	1	-	-	-		•Exhaust pipe, front	•Avgasrör, främre		1
3	3507024-2	1	1	-	-	-		•Gasket	•Packning	(1257319)	1
4	924077-1	3	3	-	-	-		•Stud	•Pinnskruv		2
5	940183-7	3	3	-	-	-		•Nut	•Mutter		2
6	955299-3	3	3	-	-	-		•Screw	•Skruv		2
7	948645-7	3	3	-	-	-		•Flange lock nut	•Flänslåsmutter	(946036)	2
8	1257302-8	1	-	-	-	-		••Bracket	••Konsol	MAN.TRANS	1
	1257313-5	1	-	-	-	-		••Bracket	••Konsol	AUTO.TRANS	1
9	955295-1	1	-	-	-	-		••Screw	••Skruv		2
10	944633-7	1	-	-	-	-		••Washer	••Bricka		2
11	960141-0	2	-	-	-	-		••Washer	••Bricka	MAN.TRANS	2
☆ 12	968862-3	2	-	-	-	-		••Flange nut	••Flänsmutter	(955782) AUTO.TRANS	8
13	1266496-7	1	-	-	-	-		•Intermediate pipe	•Mellanrör		1
	1328605-9	-	1	-	-	-		•Exhaust pipe	•Avgasrör		1
14	1266118-7	1	1	-	-	-		•Sealing ring	•Tätningsring		1
15	1276031-0	1	1	-	-	-		•Flange	•Fläns		1
16	1276215-9	3	3	-	-	-		••Press screw	••Presskruv		1
17	948645-7	3	3	-	-	-		•Flange lock nut	•Flänslåsmutter		2
18	1336917-8	1	1	-	-	-		•Silencer	•Ljuddämpare		1
	1357067-6	-	1	-	-	-		•Silencer	•Ljuddämpare	3)	1
19	1273182-4	2	2	-	-	-		•Retainer	•Hållare		1
20	944926-5	2	2	-	-	-		•Flange screw	•Flänsskruv		2
21	666407-2	2	2	-	-	-		•Rubber ring	•Gummiring		1
22	1272596-6	1	1	-	-	-		•Rubber cushion	•Gummikudde		1
23	1219271-2	1	1	-	-	-		•Exhaust pipe	•Avgasrör		1
	1357758-0	-	1	-	-	-		•Exhaust pipe	•Avgasrör	3)	1
24	1219276-1	1	1	-	-	-		•Silencer, rear	•Ljuddämpare, bakre		1
	1357065-0	-	1	-	-	-		•Silencer, rear	•Ljuddämpare, bakre	3)	1
25	1357982-6	1	1	-	-	-		•Exhaust pipe, rear	•Avgasrör, bakre	(1317434)	1
	1357756-4	-	1	-	-	-		•Exhaust pipe, rear	•Avgasrör, bakre	3)	1
26	1206468-9	2	2	-	-	-		•Shackle	•Hänke		1
27	1228280-2	2	2	-	-	-		•Screw with pin	•Tappskruv		2
28	1229342-9	2	2	-	-	-		•Protecting sleeve	•Skyddshylsa		1
☆ 29	969154-4	1	1	-	-	-		•Clamp	•Klamma	(968149)	1
	968354-1	-	1	-	-	-		•Clamp	•Klämma	3) (1378457)	1
☆ 30	969154-4	1	1	-	-	-		•Clamp	•Klamma	(968149)	1
☆	969154-4	-	1	-	-	-		•Clamp	•Klamma	3) (968355)	1

1) 1985 4DRS CH-109476. 1985 5DRS CH-626859.
2) 1985 4DRS CH 109477-, 1985 5DRS CH 626860-, 1986-
3) (S),(N),(DK),(SF) 1986-.

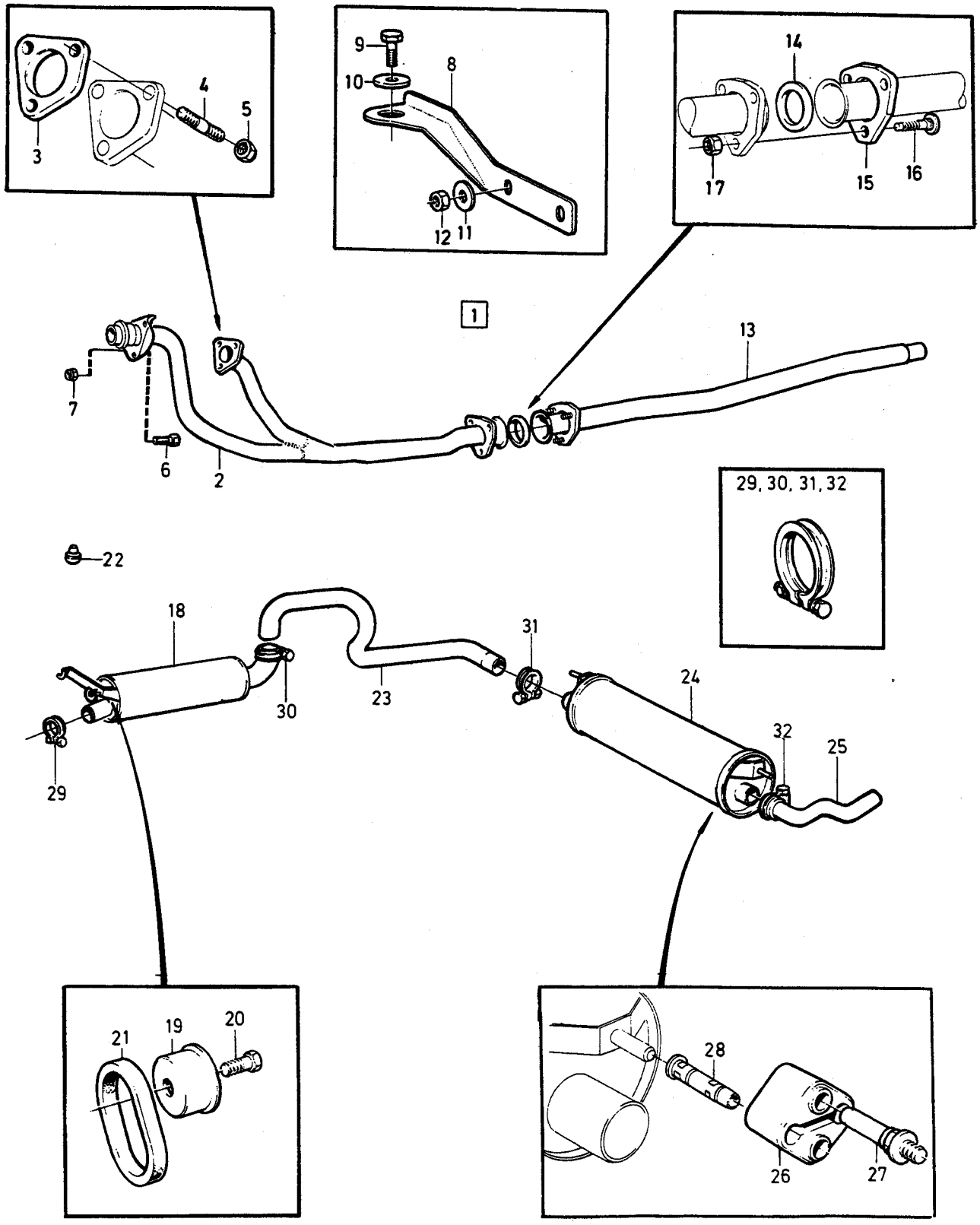

© VOLVO
Genuine Parts

A
B
C
D
E

EXHAUST SYSTEM — AVGASSYSTEM

Group / Grupp: 25

Page / Sida: 289

D24

	Fig	Part No. / Artikel nr	Quantity / Antal A	B	C	D	E	PS	Description	Benämning	Notes / Anmärkning	SR
☆	31	969154-4	1	1	-	-	-		•Clamp	•Klamma	(968149)	1
		968353-3	-	1	-	-	-		•Clamp	•Klämma	3) (1378456)	1
	32	968353-3	1	1	-	-	-		•Clamp	•Klämma	(949228)	1
☆		969154-4	-	1	-	-	-		•Clamp	•Klamma	3) (968355)	1
		273989-4	1	1	-	-	-		Kit without front pipe	Sats utan främre rör	SEE **25**•313	1
		274078-5	-	1	-	-	-		Kit without front pipe	Sats utan främre rör	3) SEE **25**•313	1

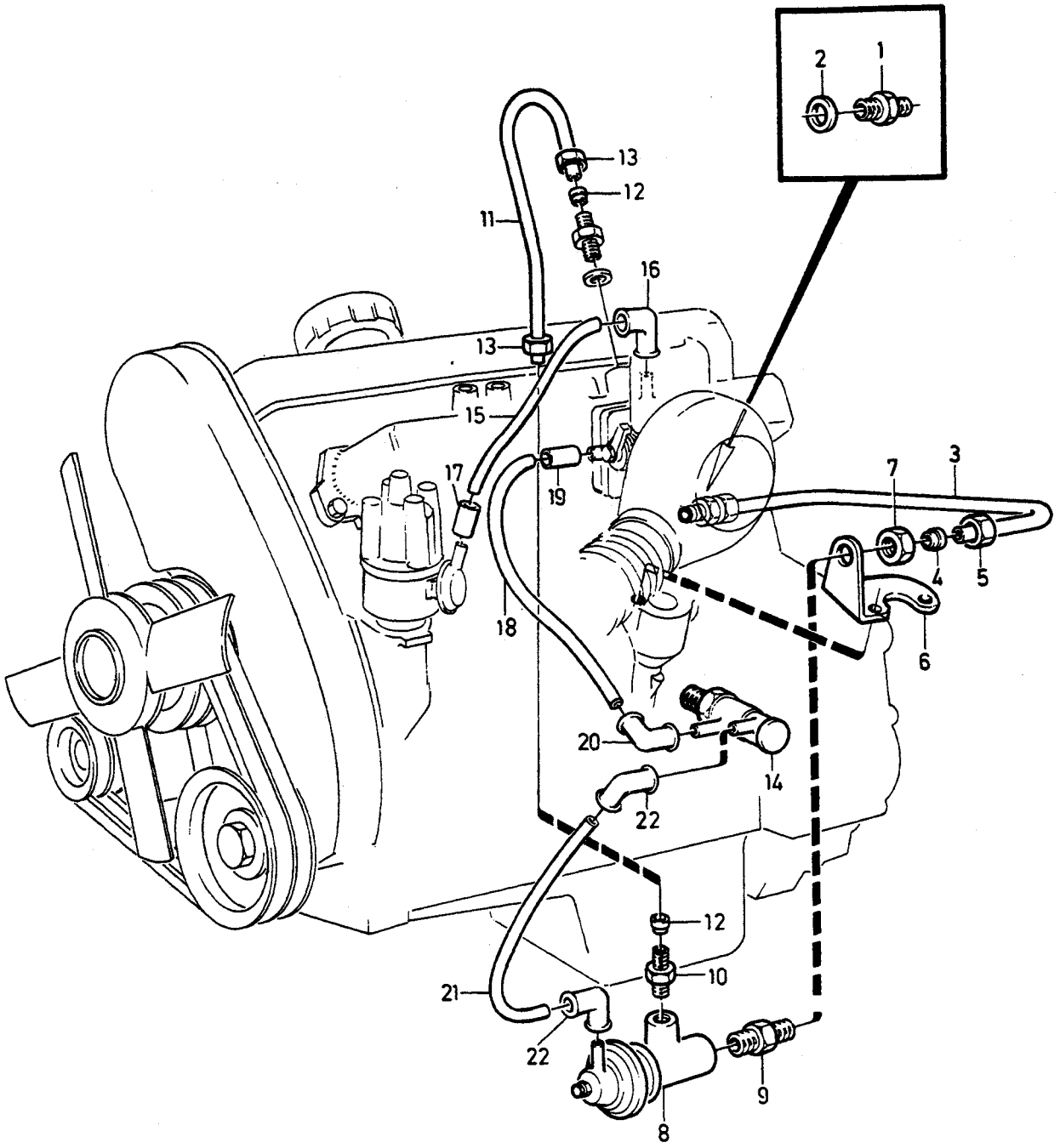

VOLVO PARTS
1 023 35999
(102:4)

A
B
C
D
E

EXHAUST GAS RECIRCULATION AVGASÅTERLEDNING

Group Grupp 25

Page Sida 291

B230A MAN.TRANS

Fig	Part No. Artikel nr	Quantity /Antal A	B	C	D	E	PS	Description	Benämning	Notes Anmärkning	SR
1	945629-4	1	-	-	-	-		Nipple	Nippel		2
☆ 2	947622-7	1	-	-	-	-		Gasket	Packning		2
3	1357029-6	1	-	-	-	-		Pipe	Rör		3
4	956970-8	2	-	-	-	-		•Ferrule	•Skärring		2
5	956984-9	2	-	-	-	-		•Nut	•Mutter		2
☆ 6	3517361-6	1	-	-	-	-		Bracket	Konsol	(1276507)	3
7	957019-3	1	-	-	-	-		Nut	Mutter		2
☆ 8	3501902-5	1	-	-	-	-		Vacuum valve	Vakuumventil	(1266360)	2
9	1218615-1	1	-	-	-	-		Nipple	Nippel		3
10	1218618-5	1	-	-	-	-		Nipple	Nippel		3
11	1276505-3	1	-	-	-	-		Pipe	Rör		3
12	956970-8	2	-	-	-	-		•Ferrule	•Skärring		2
13	956984-9	2	-	-	-	-		•Nut	•Mutter		2
14	1219547-5	1	-	-	-	-		Thermostat valve	Termostatventil		2
15	949120-0	X	-	-	-	-		Plastic pipe black	Plaströr svart	LG 220 mm	2
16	1332455-3	1	-	-	-	-		Coupling piece	Kopplingsstycke		2
17	1306702-0	X	-	-	-	-		Hose	Slang	LG 40 mm	2
18	966721-3	X	-	-	-	-		Plastic pipe red	Plaströr röd	LG 180 mm	2
19	1306702-0	X	-	-	-	-		Hose	Slang	LG 40 mm	2
20	1332456-1	1	-	-	-	-		Connector	Anslutning		2
21	966726-2	X	-	-	-	-		Plastic pipe yellow	Plaströr gul	LG 170 mm	2
22	1332456-1	2	-	-	-	-		Connector	Anslutning		2

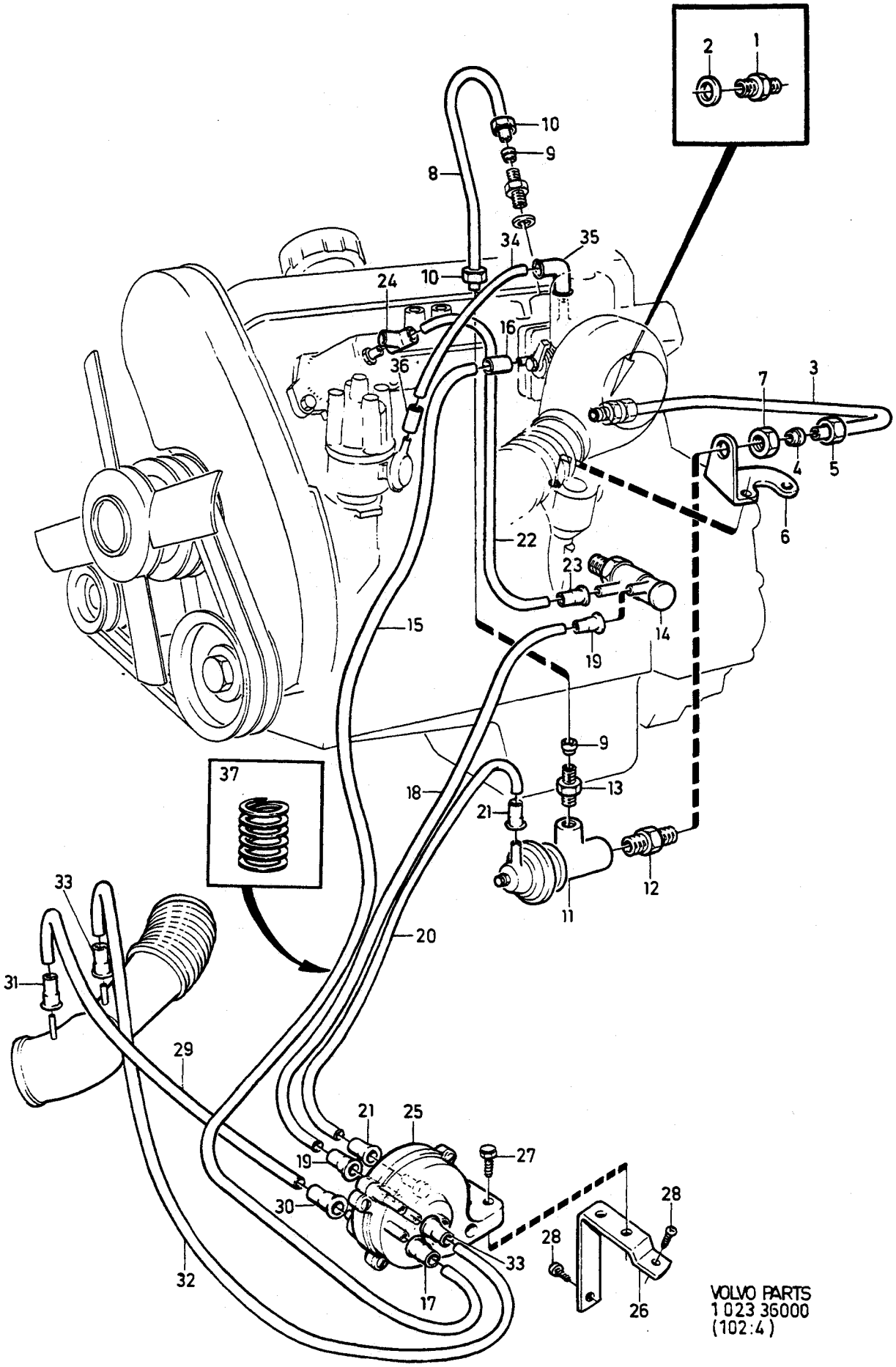
VOLVO PARTS
1 023 36000
(102:4)

A
B
C
D
E

EXHAUST GAS RECIRCULATION AVGASÅTERLEDNING

Group Grupp 25

Page Sida 293

B230A AUTO.TRANS

Fig	Part No. Artikel nr	Quantity /Antal A	B	C	D	E	PS	Description	Benämning	Notes Anmärkning	SR
1	945629-4	1	-	-	-	-		Nipple	Nippel		2
☆ 2	947622-7	1	-	-	-	-		Gasket	Packning		2
3	1357029-6	1	-	-	-	-		Pipe	Rör		3
4	956970-8	2	-	-	-	-		• Ferrule	• Skärring		2
5	956984-9	2	-	-	-	-		• Nut	• Mutter		2
☆ 6	3517361-6	1	-	-	-	-		Bracket	Konsol	(1276507)	3
7	957019-3	1	-	-	-	-		Nut	Mutter		2
8	1276505-3	1	-	-	-	-		Pipe	Rör		3
9	956970-8	2	-	-	-	-		• Ferrule	• Skärring		2
10	956984-9	2	-	-	-	-		• Nut	• Mutter		2
11	1266363-9	1	-	-	-	-		Vacuum valve	Vakuumventil		2
12	1218615-1	1	-	-	-	-		Nipple	Nippel		3
13	1218618-5	1	-	-	-	-		Nipple	Nippel		3
14	1219547-5	1	-	-	-	-		Thermostat valve	Termostatventil		2
15	966721-3	X	-	-	-	-		Plastic pipe red	Plaströr röd	LG 630 mm	2
16	1306702-0	X	-	-	-	-		Hose	Slang	LG 40 mm	2
17	1332456-1	1	-	-	-	-		Connector	Anslutning		2
18	966724-7	X	-	-	-	-		Plastic pipe grey	Plaströr grå	LG 550 mm	2
19	1332456-1	2	-	-	-	-		Connector	Anslutning		2
20	966726-2	X	-	-	-	-		Plastic pipe yellow	Plaströr gul	LG 570 mm	2
21	1332456-1	2	-	-	-	-		Connector	Anslutning		2
22	967563-8	X	-	-	-	-		Plastic pipe white	Plaströr vit	LG 140 mm	2
23	1332456-1	1	-	-	-	-		Connector	Anslutning		2
24	1332457-9	1	-	-	-	-		Connector	Anslutning		2
	1332458-7	1	-	-	-	-		Connector	Anslutning	AC	2
25	464673-3	1	-	-	-	-		Vacuum booster	Vakuumförstärkare		3
26	1266034-6	1	-	-	-	-		Bracket	Konsol		3
27	947226-7	2	-	-	-	-		Screw	Skruv		2
☆ 28	969473-8	2	-	-	-	-		Screw	Skruv	(955317)	2
29	967564-6	X	-	-	-	-		Plastic pipe dark blue	Plaströr mörkblå	LG 40 mm	2
30	1332456-1	1	-	-	-	-		Connector	Anslutning		2
31	1332454-6	1	-	-	-	-		Connector	Anslutning		2
32	966725-4	X	-	-	-	-		Plastic pipe green	Plaströr grön	LG 170 mm	2
33	1332456-1	2	-	-	-	-		Connector	Anslutning		2
34	949120-0	X	-	-	-	-		Plastic pipe black	Plaströr svart	LG 220 mm	2
35	1332455-3	1	-	-	-	-		Coupling piece	Kopplingsstycke		2
36	1306702-0	X	-	-	-	-		Hose	Slang	LG 40 mm	2
37	1346888-9	X	-	-	-	-		Cable spiral	Kabelspiral		2

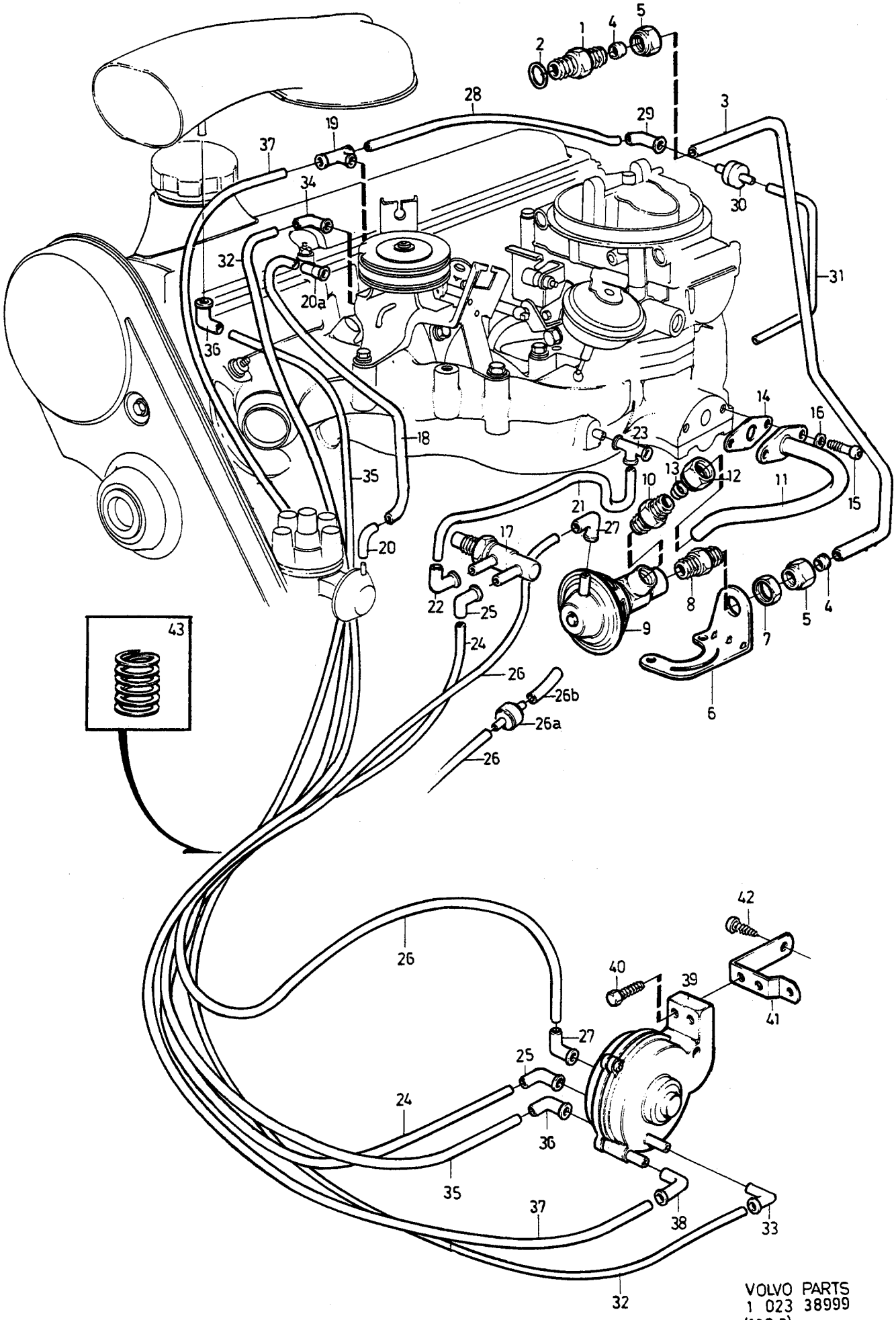

VOLVO PARTS
1 023 38999
(102:3)

A
B
C
D
E

EXHAUST GAS RECIRCULATION AVGASÅTERLEDNING

Group Grupp 25

Page Sida 295

B200K

Fig	Part No. Artikel nr	Quantity /Antal A	B	C	D	E	PS	Description	Benämning	Notes Anmärkning	SR
1	945629-4	1	-	-	-	-		Nipple	Nippel		2
☆ 2	947622-7	1	-	-	-	-		Gasket	Packning		2
3	1357029-6	1	-	-	-	-		Pipe	Rör		3
4	956970-8	2	-	-	-	-		•Ferrule	•Skärring		2
5	956984-9	2	-	-	-	-		•Nut	•Mutter		2
☆ 6	3517361-6	1	-	-	-	-		Bracket	Konsol	(1276507)	3
7	957019-3	1	-	-	-	-		Nut	Mutter		2
8	1218615-1	1	-	-	-	-		Nipple	Nippel		3
9	1266361-3	1	-	-	-	-		Vacuum valve	Vakuumventil	MAN.TRANS	2
	1266362-1	1	-	-	-	-		Egr-valve	Egr-ventil	AUTO.TRANS	2
10	1218618-5	1	-	-	-	-		Nipple	Nippel		3
11	1326603-6	1	-	-	-	-		Pipe	Rör		3
12	956984-9	1	-	-	-	-		•Nut	•Mutter		2
13	956970-8	1	-	-	-	-		•Ferrule	•Skärring		2
14	1378488-9	1	-	-	-	-	IK	Gasket	Packning		2
15	942001-9	2	-	-	-	-		Screw	Skruv		2
16	955892-5	2	-	-	-	-		Washer	Bricka		2
17	1219547-5	1	-	-	-	-		Thermostat valve	Termostatventil		2
18	949120-0	X	-	-	-	-		Plastic pipe black	Plaströr svart	LG 300 mm	2
19	1332457-9	1	-	-	-	-		Connector	Anslutning		2
20	1306702-0	X	-	-	-	-		Hose	Slang	LG 40 mm	2
20a	1332455-3	1	-	-	-	-		Coupling piece	Kopplingsstycke		2
21	967563-8	X	-	-	-	-		Plastic pipe white	Plaströr vit	LG 230 mm	2
22	1332456-1	1	-	-	-	-		Connector	Anslutning		2
23	1332457-9	1	-	-	-	-		Connector	Anslutning		2
24	966724-7	X	-	-	-	-		Plastic pipe grey	Plaströr grå	LG 550 mm	2
25	1332456-1	2	-	-	-	-		Connector	Anslutning		2
26	966726-2	X	-	-	-	-		Plastic pipe yellow	Plaströr gul	LG 570 mm	2
26a	1357384-5	1	-	-	-	-		Delay valve	Fördröjningsventil	(S),(N),(DK),(SF)	2
26b	1306703-8	X	-	-	-	-		Hose	Slang	LG 50 mm	2
27	1332456-1	2	-	-	-	-		Connector	Anslutning		2
28	966721-3	X	-	-	-	-		Plastic pipe red	Plaströr röd	LG 260 mm	2
29	1332456-1	1	-	-	-	-		Connector	Anslutning		2
☆ 30	3517738-5	1	-	-	-	-		Delay valve	Fördröjningsventil	(269774)	2
31	1306703-8	X	-	-	-	-		Hose	Slang		2
32	966725-4	X	-	-	-	-		Plastic pipe green	Plaströr grön	LG 750 mm	2
33	1332456-1	1	-	-	-	-		Connector	Anslutning		2
34	1332455-3	1	-	-	-	-		Coupling piece	Kopplingsstycke		2
35	967564-6	X	-	-	-	-		Plastic pipe dark blue	Plaströr mörkblå	LG 400 mm	2
36	1332456-1	2	-	-	-	-		Connector	Anslutning		2
37	966721-3	X	-	-	-	-		Plastic pipe red	Plaströr röd	LG 750 mm	2
38	1332456-1	1	-	-	-	-		Connector	Anslutning		2
39	464673-3	1	-	-	-	-		Vacuum booster	Vakuumförstärkare		3
40	960862-1	2	-	-	-	-		Screw	Skruv		2
41	1266034-6	1	-	-	-	-		Bracket	Konsol		3
42	947226-7	2	-	-	-	-		Screw	Skruv		2
43	1346888-9	X	-	-	-	-		Cable spiral	Kabelspiral	LG 60 mm	2

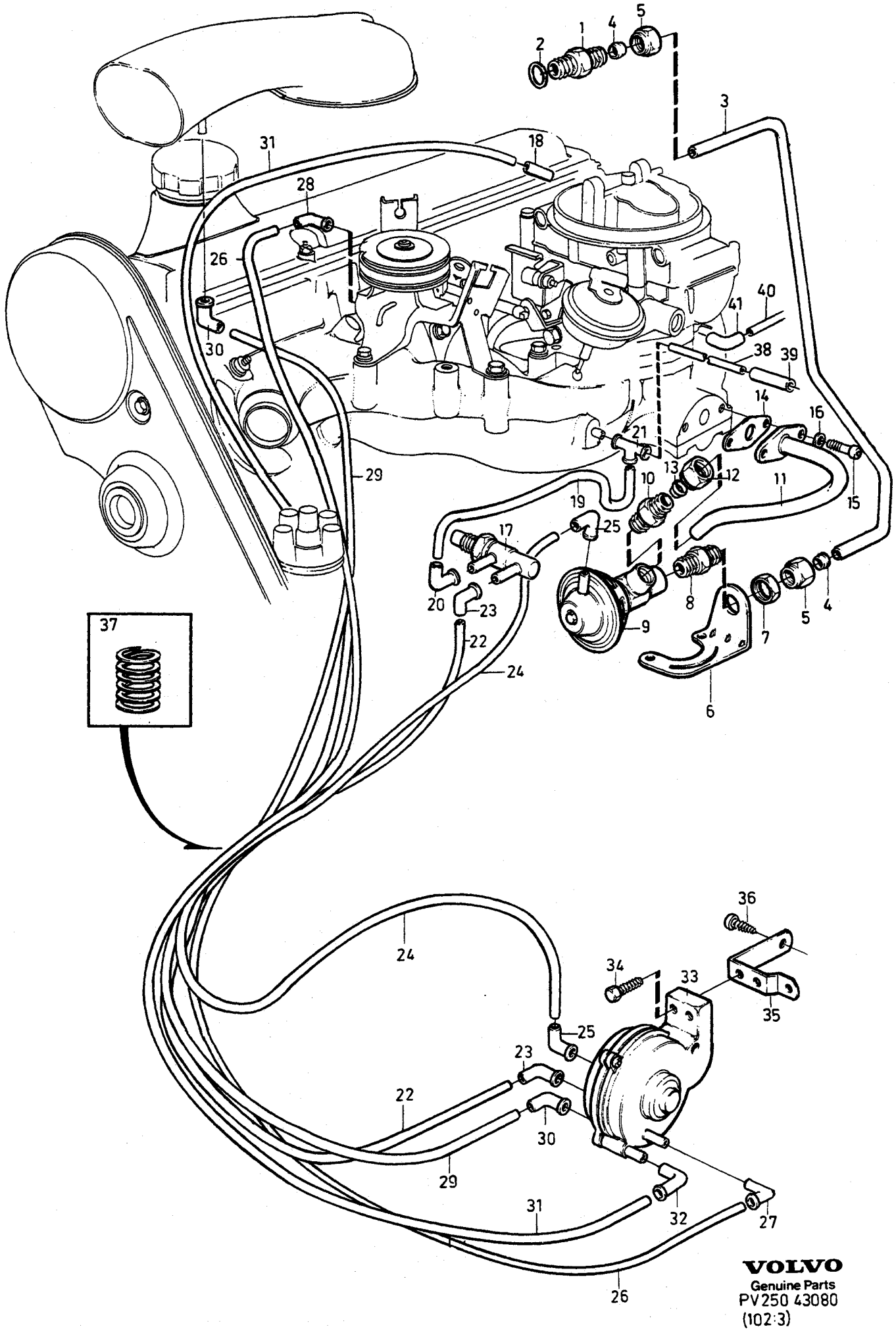

VOLVO
Genuine Parts
PV250 43080
(102·3)

A		EXHAUST GAS RECIRCULATION	AVGASÅTERLEDNING	Group Grupp 25
B				
C				
D				Page Sida 297
E		B230K		

Fig	Part No. Artikel nr	Quantity /Antal A	B	C	D	E	PS	Description	Benämning	Notes Anmärkning	SR
1	945625-4	1	-	-	-	-		Nipple	Nippel		2
☆ 2	947622-7	1	-	-	-	-		Gasket	Packning		2
3	1357029-6	1	-	-	-	-		Pipe	Rör		3
4	956970-8	2	-	-	-	-		•Ferrule	•Skärring		2
5	956984-9	2	-	-	-	-		•Nut	•Mutter		2
☆ 6	3517361-6	1	-	-	-	-		Bracket	Konsol	(1276507)	3
7	957019-3	1	-	-	-	-		Nut	Mutter		2
8	1218615-1	1	-	-	-	-		Nipple	Nippel		3
9	1367969-1	1	-	-	-	-		Vacuum valve	Vakuumventil	MAN.TRANS	2
	1367971-7	1	-	-	-	-		Vacuum valve	Vakuumventil	AUTO.TRANS	2
10	1218618-5	1	-	-	-	-		Nipple	Nippel		3
11	1326603-6	1	-	-	-	-		Pipe	Rör		3
12	956984-9	1	-	-	-	-		•Nut	•Mutter		2
13	956970-8	1	-	-	-	-		•Ferrule	•Skärring		2
14	1378488-9	1	-	-	-	-	IK	Gasket	Packning		2
15	942001-9	2	-	-	-	-		Screw	Skruv	(966802)	2
16	955892-5	2	-	-	-	-		Washer	Bricka		2
17	1219547-5	1	-	-	-	-		Thermostat valve	Termostatventil		2
18	1306702-0	X	-	-	-	-		Hose	Slang	LG 40 mm	2
19	967563-8	X	-	-	-	-		Plastic pipe white	Plaströr vit	LG 230 mm	2
20	1332456-1	1	-	-	-	-		Connector	Anslutning		2
21	1332457-9	1	-	-	-	-		Connector	Anslutning		2
22	966724-7	X	-	-	-	-		Plastic pipe grey	Plaströr grå	LG 550 mm	2
23	1332456-1	2	-	-	-	-		Connector	Anslutning		2
24	966726-2	X	-	-	-	-		Plastic pipe yellow	Plaströr gul	LG 570 mm	2
25	1332456-1	2	-	-	-	-		Connector	Anslutning		2
26	966721-3	X	-	-	-	-		Plastic pipe red	Plaströr röd	LG 750 mm	2
27	1332456-1	1	-	-	-	-		Connector	Anslutning		2
28	1332455-3	1	-	-	-	-		Coupling piece	Kopplingsstycke		2
29	967564-6	X	-	-	-	-		Plastic pipe dark blue	Plaströr mörkblå	LG 400 mm	2
30	1332456-1	2	-	-	-	-		Connector	Anslutning		2
31	966721-3	X	-	-	-	-		Plastic pipe red	Plaströr röd	LG 750 mm	2
32	1332456-1	1	-	-	-	-		Connector	Anslutning		2
33	464673-3	1	-	-	-	-		Vacuum booster	Vakuumförstärkare		3
34	960862-1	2	-	-	-	-		Screw	Skruv		2
35	1266034-6	1	-	-	-	-		Bracket	Konsol		3
36	947226-7	2	-	-	-	-		Screw	Skruv		2
37	1346888-9	X	-	-	-	-		Cable spiral	Kabelspiral	LG 60 mm	2
38	967563-8	X	-	-	-	-		Plastic pipe white	Plaströr vit	LG 460 mm	2
39	1378392-3	1	-	-	-	-		Coupling piece	Kopplingsstycke		3
40		X	-	-	-	-	NS	Plastic pipe	Plaströr	LG 600 mm	
41	1389574-3	1	-	-	-	-		Connector	Anslutning		2

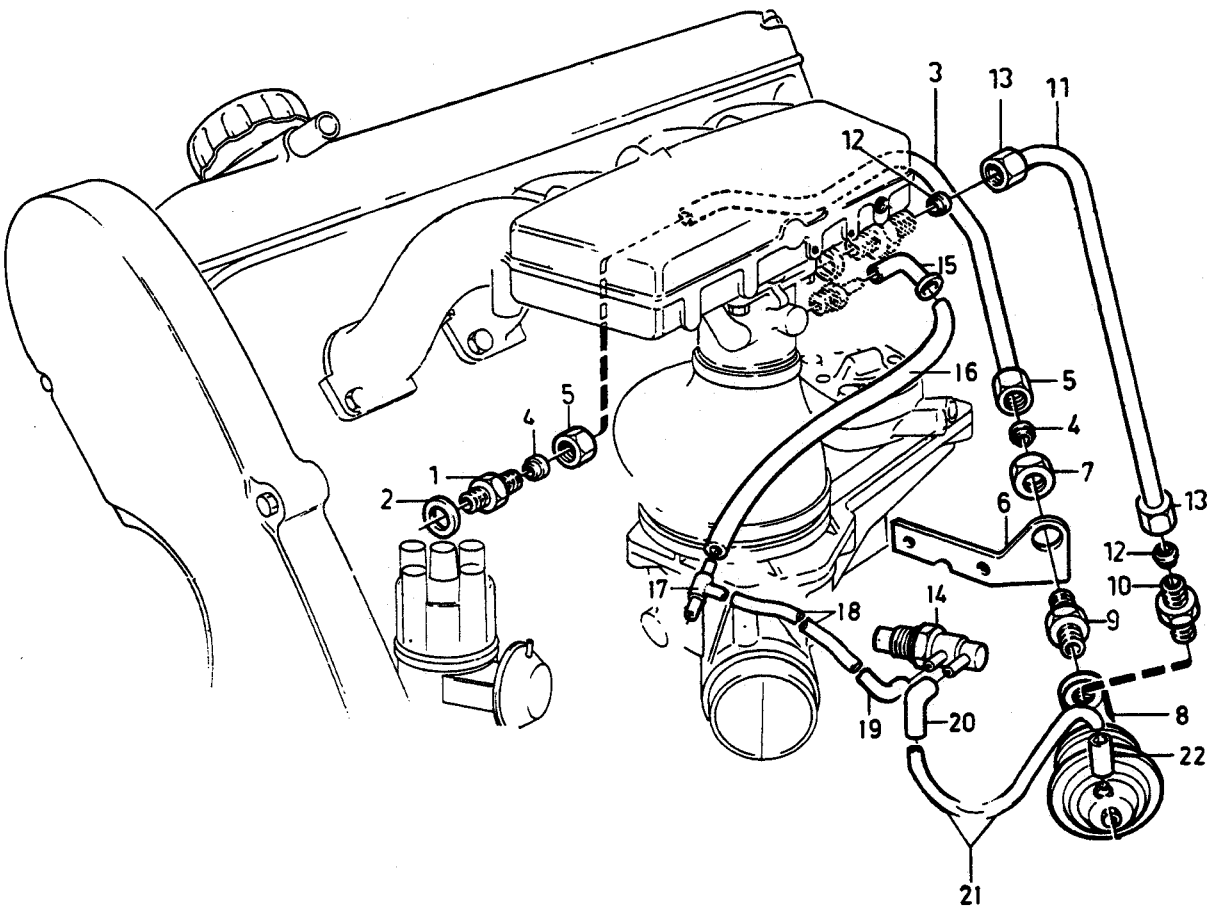

VOLVO PARTS
1 023 36002
(102:3)

A
B
C
D
E

EXHAUST GAS RECIRCULATION AVGASÅTERLEDNING

Group Grupp 25

Page Sida 299

B230E MAN.TRANS

Fig	Part No. Artikel nr	Quantity /Antal A	B	C	D	E	PS	Description	Benämning	Notes Anmärkning	SR
1	945629-4	1	-	-	-	-		Nipple	Nippel		2
☆ 2	947622-7	1	-	-	-	-		Gasket	Packning		2
3	1357498-3	1	-	-	-	-		Pipe	Rör		3
4	956970-8	2	-	-	-	-		•Ferrule	•Skärring		2
5	956984-9	2	-	-	-	-		•Nut	•Mutter		2
6	1219112-8	1	-	-	-	-		Bracket	Konsol		3
7	957019-3	1	-	-	-	-		Nut	Mutter		2
8	1274191-4	1	-	-	-	-		Valve	Ventil		2
9	1218615-1	1	-	-	-	-		Nipple	Nippel		3
10	1218618-5	1	-	-	-	-		Nipple	Nippel		3
11	1219006-2	1	-	-	-	-		Pipe	Rör		3
12	956970-8	2	-	-	-	-		•Ferrule	•Skärring		2
13	956984-9	2	-	-	-	-		•Nut	•Mutter		2
14	1219547-5	1	-	-	-	-		Thermostat valve	Termostatventil		2
15	1332456-1	1	-	-	-	-		Connector	Anslutning		2
16	949120-0	X	-	-	-	-		Plastic pipe black	Plaströr svart	LG 260 mm	2
17	1332457-9	1	-	-	-	-		Connector	Anslutning		2
18	966721-3	X	-	-	-	-		Plastic pipe red	Plaströr röd	LG 110 mm	2
19	1332455-3	1	-	-	-	-		Coupling piece	Kopplingsstycke		2
20	1332456-1	1	-	-	-	-		Connector	Anslutning		2
21	966726-2	X	-	-	-	-		Plastic pipe yellow	Plaströr gul	LG 320 mm	2
22	1332454-6	1	-	-	-	-		Connector	Anslutning		2

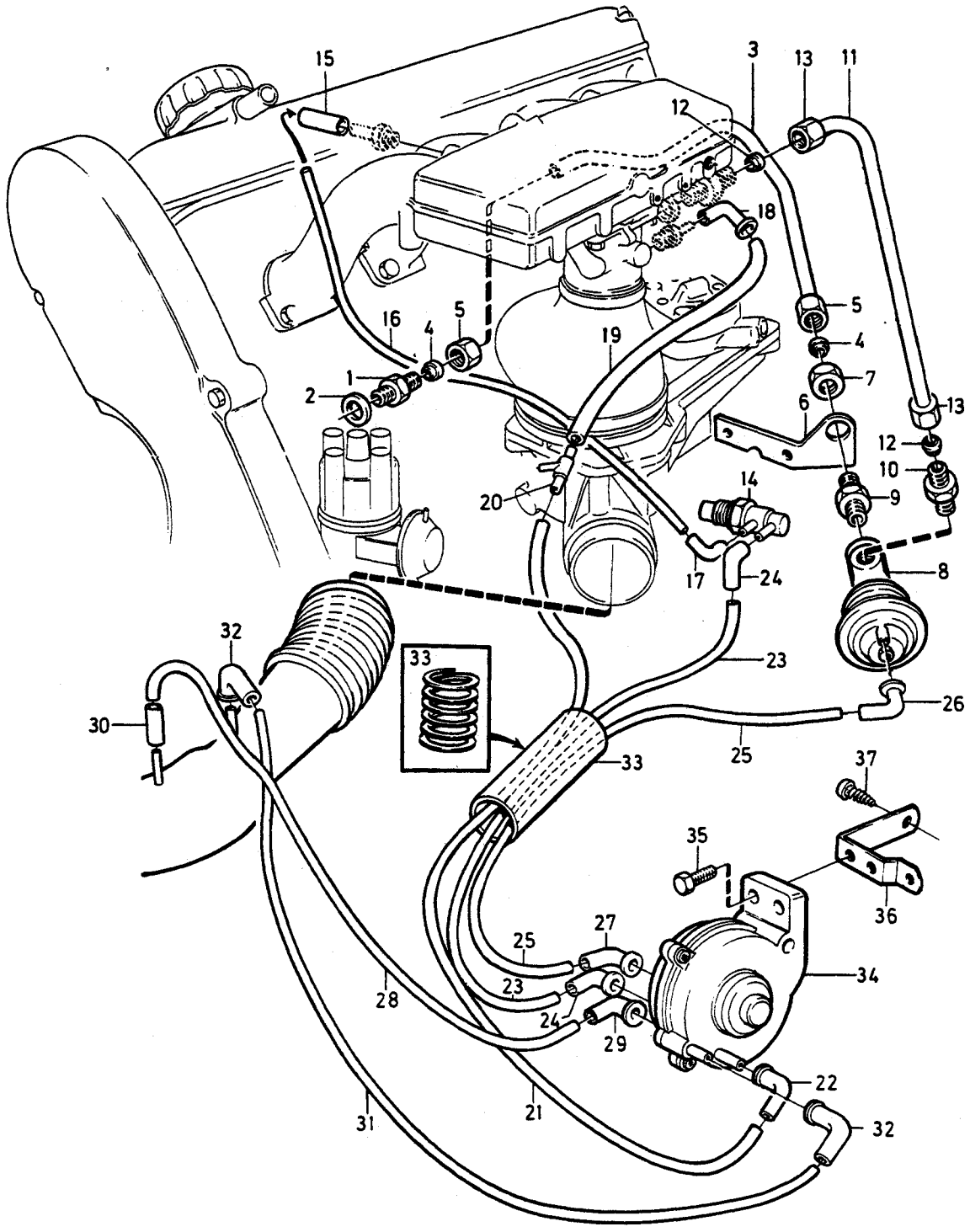

VOLVO PARTS
1 023 36001
(102:3)

A
B
C
D
E

EXHAUST GAS RECIRCULATION AVGASÅTERLEDNING

Group Grupp 25

Page Sida 301

B230E AUTO.TRANS

Fig	Part No. Artikel nr	Quantity /Antal A	B	C	D	E	PS	Description	Benämning	Notes Anmärkning	SR
1	945629-4	1	-	-	-	-		Nipple	Nippel		2
☆ 2	947622-7	1	-	-	-	-		Gasket	Packning		2
3	1357498-3	1	-	-	-	-		Pipe	Rör		3
4	956970-8	2	-	-	-	-		•Ferrule	•Skärring		2
5	956984-9	2	-	-	-	-		•Nut	•Mutter		2
6	1219112-8	1	-	-	-	-		Bracket	Konsol		3
7	957019-3	1	-	-	-	-		Nut	Mutter		2
8	1266362-1	1	-	-	-	-		Egr-valve	Egr-ventil		2
9	1218615-1	1	-	-	-	-		Nipple	Nippel		3
10	1218618-5	1	-	-	-	-		Nipple	Nippel		3
11	1219006-2	1	-	-	-	-		Pipe	Rör		3
12	956970-8	2	-	-	-	-		•Ferrule	•Skärring		2
13	956984-9	2	-	-	-	-		•Nut	•Mutter		2
14	1219547-5	1	-	-	-	-		Thermostat valve	Termostatventil		2
15	1306702-0	X	-	-	-	-		Hose	Slang	LG 40 mm	2
16	967563-8	X	-	-	-	-		Plastic pipe white	Plaströr vit	LG 210 mm	2
17	1332456-1	1	-	-	-	-		Connector	Anslutning		2
18	1332455-3	1	-	-	-	-		Coupling piece	Kopplingsstycke		2
19	949120-0	X	-	-	-	-		Plastic pipe black	Plaströr svart	LG 260 mm	2
20	1332457-9	1	-	-	-	-		Connector	Anslutning		2
21	966721-3	X	-	-	-	-		Plastic pipe red	Plaströr röd	LG 440 mm	2
22	1332456-1	1	-	-	-	-		Connector	Anslutning		2
23	966724-7	X	-	-	-	-		Plastic pipe grey	Plaströr grå	LG 550 mm	2
24	1332456-1	2	-	-	-	-		Connector	Anslutning		2
25	966726-2	X	-	-	-	-		Plastic pipe yellow	Plaströr gul	LG 450 mm	2
26	1332454-6	1	-	-	-	-		Connector	Anslutning		2
27	1332456-1	1	-	-	-	-		Connector	Anslutning		2
28	967564-6	X	-	-	-	-		Plastic pipe dark blue	Plaströr mörkblå	LG 40 mm	2
29	1332454-6	1	-	-	-	-		Connector	Anslutning		2
30	1332456-1	1	-	-	-	-		Connector	Anslutning		2
31	966725-4	X	-	-	-	-		Plastic pipe green	Plaströr grön	LG 170 mm	2
32	1332456-1	2	-	-	-	-		Connector	Anslutning		2
33	1346888-9	X	-	-	-	-		Cable spiral	Kabelspiral	LG 60 mm	2
34	464673-3	1	-	-	-	-		Vacuum booster	Vakuumförstärkare		3
35	960862-1	2	-	-	-	-		Screw	Skruv		2
36	1266034-6	1	-	-	-	-		Bracket	Konsol		3
37	947226-7	2	-	-	-	-		Screw	Skruv		2

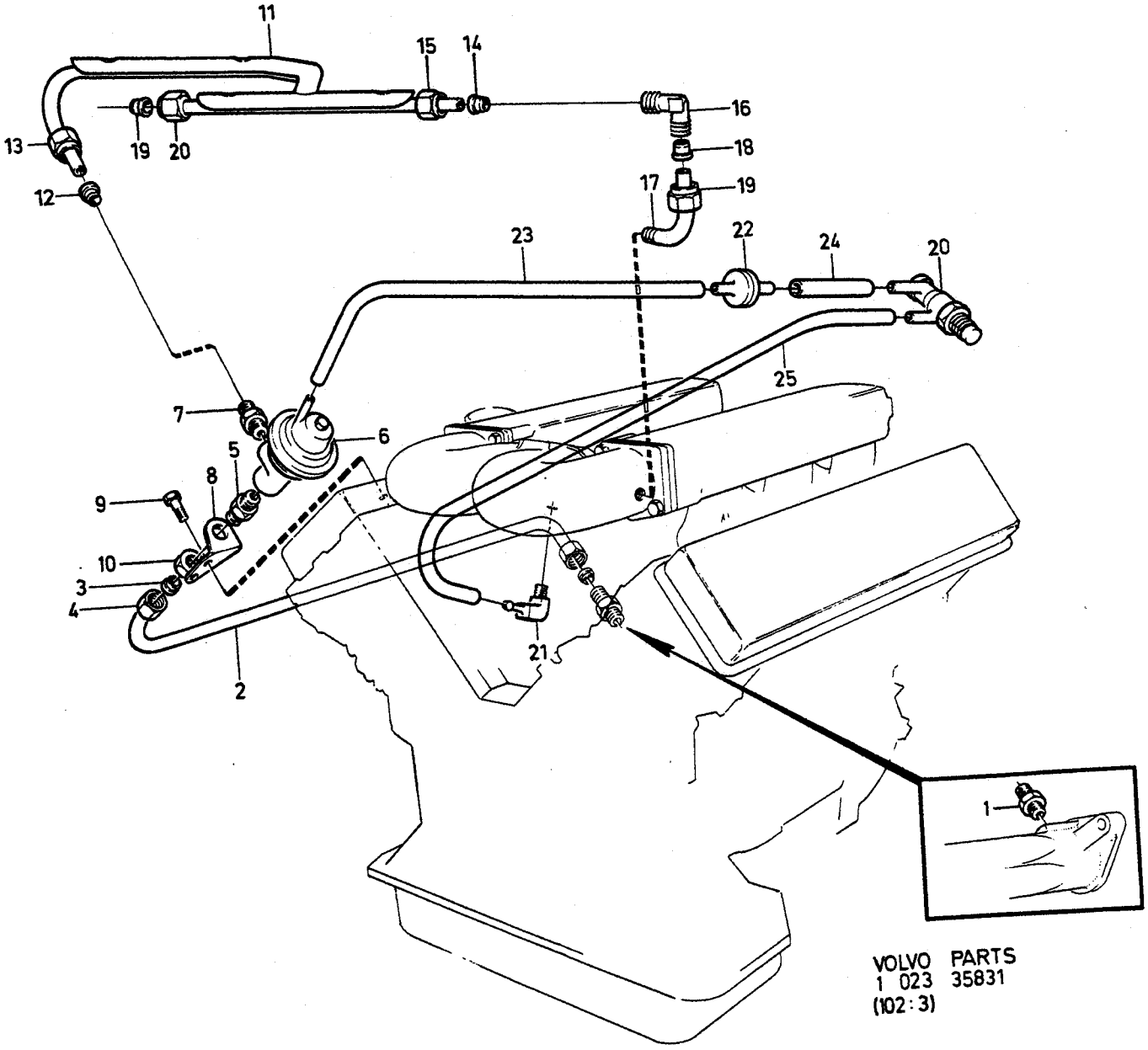

VOLVO PARTS
1 023 35831
(102:3)

A
B
C
D
E

EXHAUST GAS RECIRCULATION AVGASÅTERLEDNING

Group Grupp 25

Page Sida 303

B28E

Fig	Part No. Artikel nr	Quantity /Antal A	B	C	D	E	PS	Description	Benämning	Notes Anmärkning	SR
1	1218618-5	1	-	-	-	-		Nipple	Nippel		3
2	464393-8	1	-	-	-	-		Pipe	Rör		3
3	956970-8	2	-	-	-	-		•Ferrule	•Skärring		2
4	956984-9	2	-	-	-	-		•Nut	•Mutter		2
5	1218615-1	1	-	-	-	-		Nipple	Nippel		3
☆ 6	3501902-5	1	-	-	-	-		Vacuum valve	Vakuumventil	MAN.TRANS (1266360)	2
	1269552-4	1	-	-	-	-		Vacuum valve	Vakuumventil	AUTO.TRANS	2
7	1218618-5	1	-	-	-	-		Nipple	Nippel		3
8	464451-4	1	-	-	-	-		Bracket	Konsol		3
9	946440-5	2	-	-	-	-		Flange screw	Flänsskruv		2
10	957019-3	1	-	-	-	-		Nut	Mutter		2
11	1274332-4	1	-	-	-	-		Pipe	Rör		3
12	956970-8	1	-	-	-	-		•Ferrule	•Skärring		2
13	956984-9	1	-	-	-	-		•Nut	•Mutter		2
14	956969-0	2	-	-	-	-		•Ferrule	•Skärring		2
15	956983-1	2	-	-	-	-		•Nut	•Mutter		2
16	1274504-8	2	-	-	-	-		Nipple	Nippel	(957069)	3
17	1389996-8	2	-	-	-	-		Nipple	Nippel		3
18	956969-0	2	-	-	-	-		•Ferrule	•Skärring		2
19	956983-1	2	-	-	-	-		•Nut	•Mutter		2
20	1219566-5	1	-	-	-	-		Thermostat valve	Termostatventil		2
21		1	-	-	-	-		Nipple	Nippel	SEE **25**•261	
☆ 22	3517738-5	1	-	-	-	-		Delay valve	Fördröjningsventil	(269774)	2
23	1306703-8	X	-	-	-	-		Hose	Slang	(948958) LG 830 mm	2
24	1306703-8	X	-	-	-	-		Hose	Slang	(948958) LG 50 mm	2
25	1306703-8	X	-	-	-	-		Hose	Slang	(948958) LG 530 mm	2

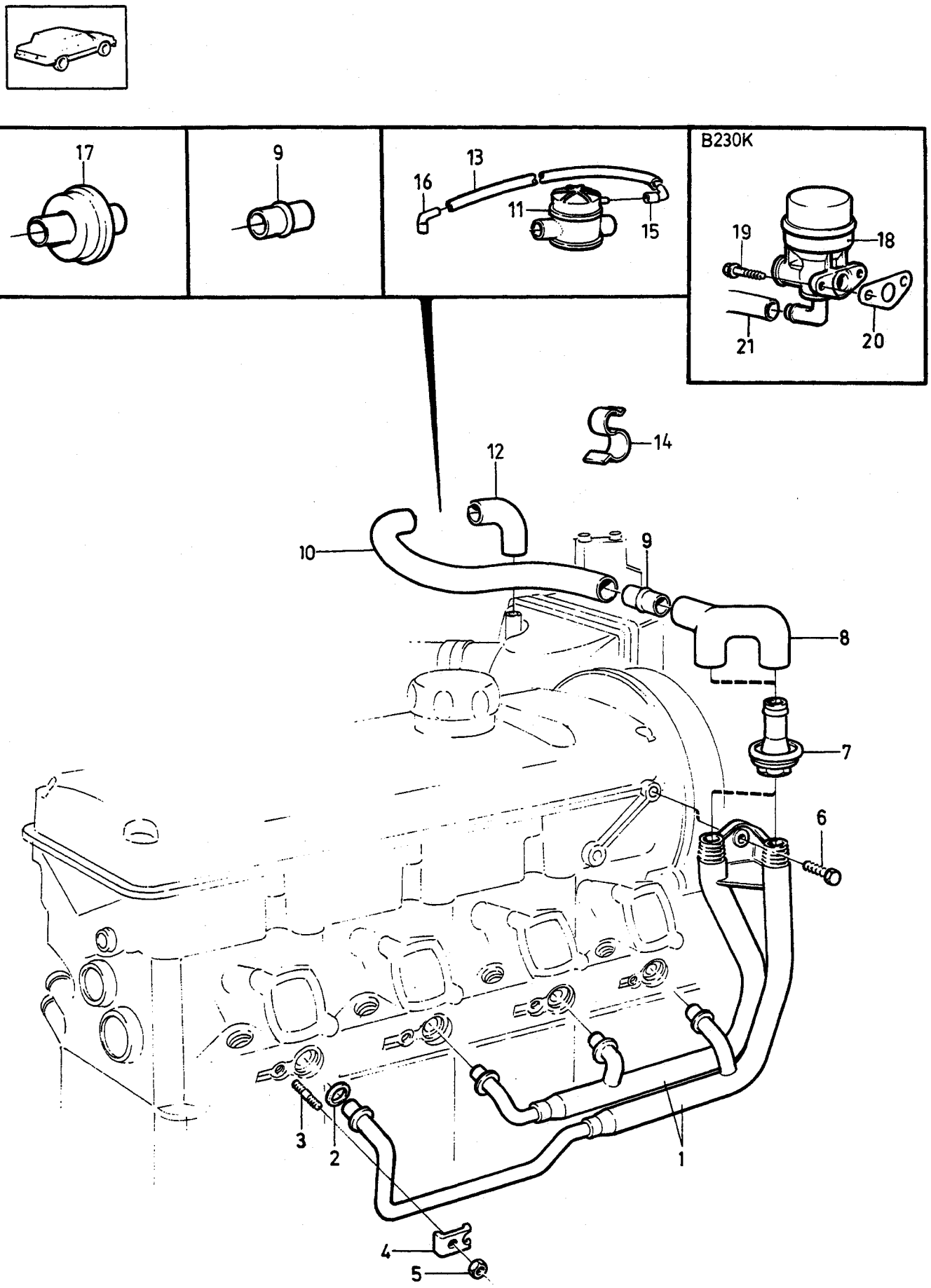

©VOLVO
Genuine Parts

A
B
C
D
E

PULSE AIR SYSTEM — PULSAIRSYSTEM

Group / Grupp 25

Page / Sida 305

B200, B230

Fig	Part No. / Artikel nr	Quantity /Antal A	B	C	D	E	PS	Description	Benämning	Notes / Anmärkning	SR
1	1357511-3	1	-	-	-	-		Pipe	Rör		3
2	1378487-1	4	-	-	-	-	IK	Gasket	Packning		2
3	953032-0	4	-	-	-	-		Stud	Pinnskruv		2
4	1266663-2	4	-	-	-	-		Clamp	Klamma		2
5	955781-0	4	-	-	-	-		Nut	Mutter		2
6	940142-3	1	-	-	-	-		Screw	Skruv		2
7	1266665-7	2	-	-	-	-		Pulsair valve	Pulsairventil		3
8	1266666-5	1	-	-	-	-		Hose	Slang		2
9	1266667-3	1	-	-	-	-		Connector	Skarvstycke		3
10	945751-6	X	-	-	-	-		Rubber hose	Gummislang	EXC B230E LG 510 mm	2
	945751-6	X	-	-	-	-		Rubber hose	Gummislang	B230E LG 560 mm	2
11	3298596-2	1	-	-	-	-		Valve	Ventil	B200K, B230A	3
12	461499-6	1	-	-	-	-		Hose	Slang		3
13	967563-8	X	-	-	-	-		Plastic pipe	Plaströr		2
14	1219088-0	1	-	-	-	-		Clamp	Klamma		2
15	1332456-1	1	-	-	-	-		Connector	Anslutning		2
16	1332455-3	1	-	-	-	-		Coupling piece	Kopplingsstycke		2
17	1274519-6	1	-	-	-	-		Silencer	Ljuddämpare	B230E	3
18	1389438-1	1	-	-	-	-		Valve	Ventil	B230K	3
19	946544-4	2	-	-	-	-		Flange screw	Flänsskruv	B230K	2
20	3501061-0	1	-	-	-	-		Gasket	Packning	B230K	2
21	461499-6	1	-	-	-	-		Hose	Slang	B230K	3

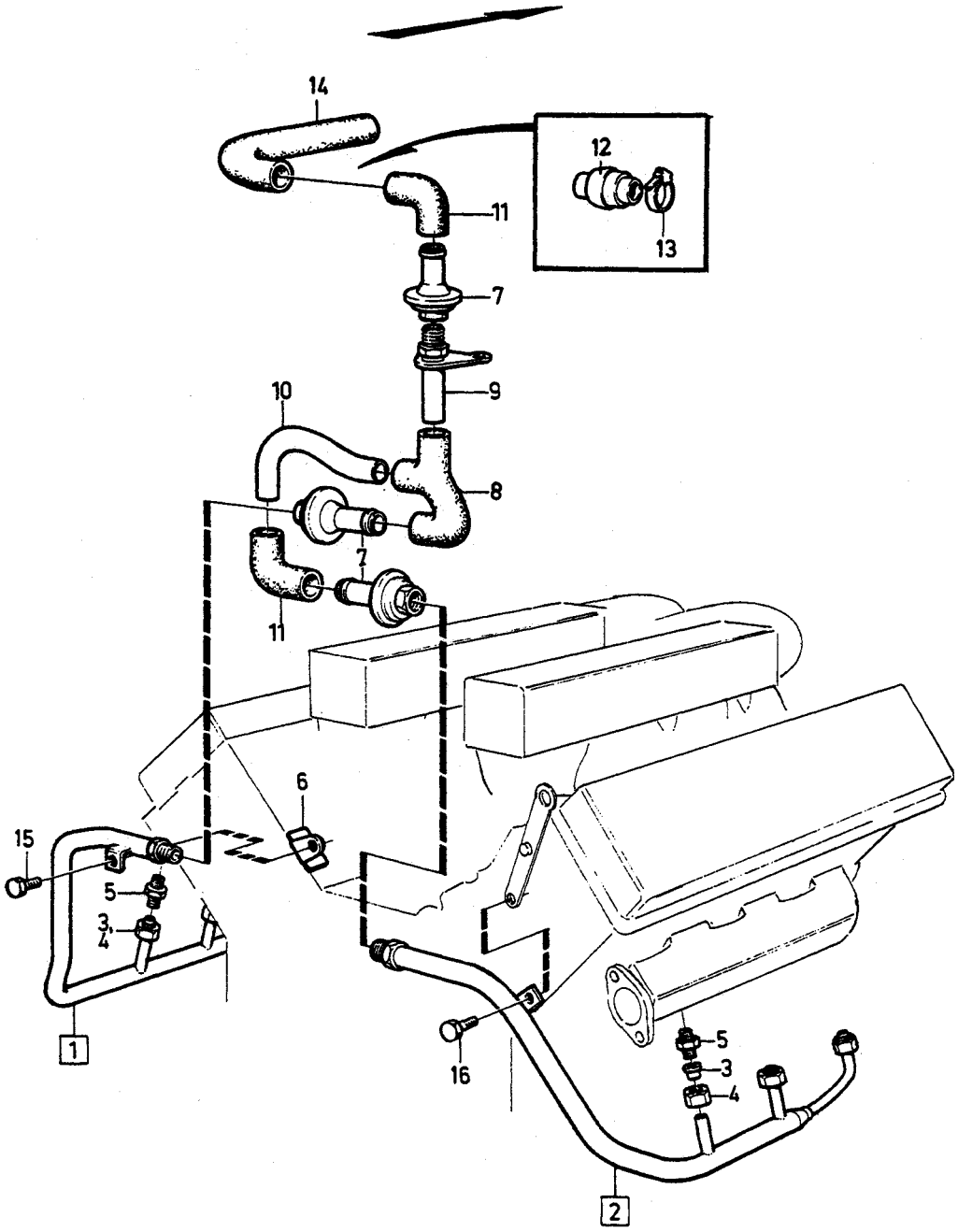

VOLVO PARTS
1 023 35828
(102:3)

A
B
C
D
E

PULSE AIR SYSTEM — PULSAIRSYSTEM

Group / Grupp 25

Page / Sida 307

B28E, (S), (AUS)

Fig	Part No. Artikel nr	Quantity /Antal A	B	C	D	E	PS	Description	Benämning	Notes Anmärkning	SR
1	1269489-9	1	-	-	-	-		Pipe, l.h	Rör, v		3
2	1269493-1	1	-	-	-	-		Pipe, r.h	Rör, h		3
3	956969-0	3	-	-	-	-		•Ferrule	•Skärring		2
4	956983-1	3	-	-	-	-		•Nut	•Mutter		2
5	464927-3	6	-	-	-	-		Nipple	Nippel		3
6	1269504-5	1	-	-	-	-		Bracket	Konsol		3
7	1269679-5	3	-	-	-	-		Pulsair valve	Pulsairventil		3
8	1266666-5	1	-	-	-	-		Hose	Slang		2
9	1269500-3	1	-	-	-	-		Pipe	Rör		3
10	1269497-2	1	-	-	-	-		Pipe	Rör		3
11	461499-6	2	-	-	-	-		Hose	Slang		3
12	1274519-6	1	-	-	-	-		Silencer	Ljuddämpare		3
13	948211-8	1	-	-	-	-		Strip clamp	Bandklamma		2
14	945751-6	X	-	-	-	-		Rubber hose	Gummislang	LG 375 mm	2
15	955294-4	1	-	-	-	-		Screw	Skruv		2
16		1	-	-	-	-		Screw	Skruv	SEE 21•135	

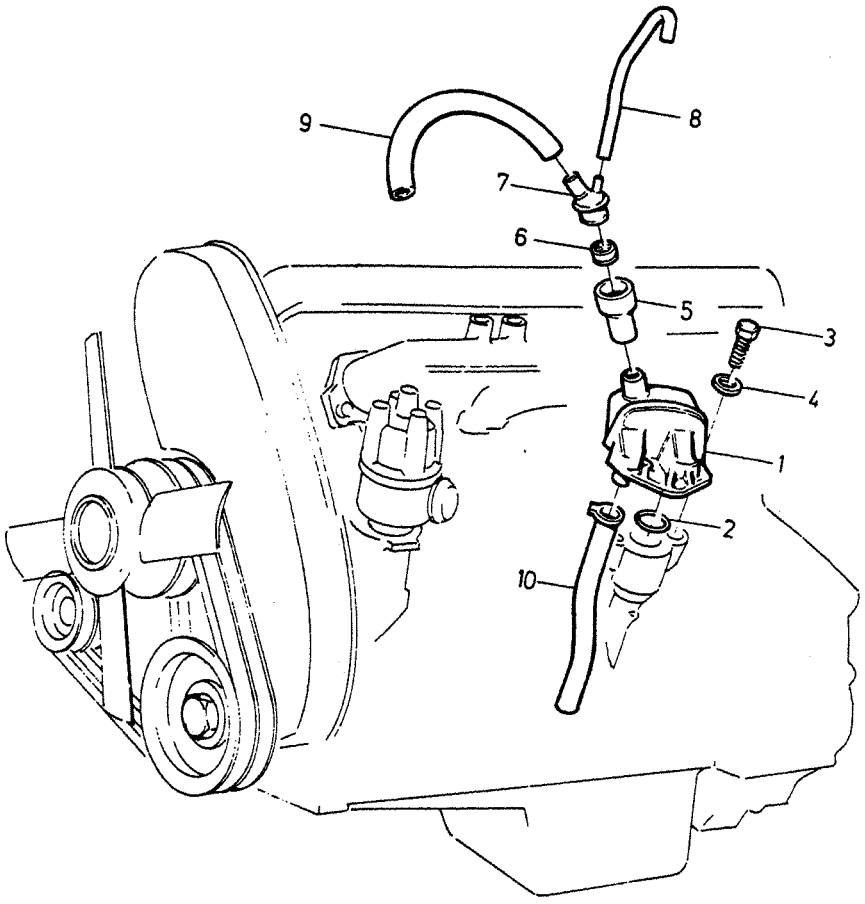
9
8
7
6
5
3
4
1
2
10

A
B
C
D
E

CRANKCASE VENTILATION VEVHUSVENTILATION

B200, B230

Group Grupp 25

Page Sida 309

Fig	Part No. Artikel nr	Quantity /Antal A	B	C	D	E	PS	Description	Benämning	Notes Anmärkning	SR
1	1306398-7	1	-	-	-	-		Oil trap	Oljefälla		3
2	949659-7	1	-	-	-	-	IK	O-ring	O-ring		2
3	955295-1	2	-	-	-	-		Screw	Skruv	LG 20 mm	2
	955296-9	2	-	-	-	-		Screw	Skruv	LG 22 mm	2
	955297-7	2	-	-	-	-		Screw	Skruv	LG 25 mm	2
4	955894-1	2	-	-	-	-		Washer	Bricka		2
5	1336682-8	1	-	-	-	-		Hose	Slang		2
6	463835-9	1	-	-	-	-		Flame shield	Flamskydd		2
7	1336681-0	1	-	-	-	-		Nipple	Nippel		3
8	1306703-8	X	-	-	-	-		Hose	Slang	(948958)	2
9	1306599-0	1	-	-	-	-		Hose	Slang	B230A	2
	1317899-1	1	-	-	-	-		Hose	Slang	B200K	2
	1306602-2	1	-	-	-	-		Hose	Slang	B200E, B230E	2
	1317667-2	1	-	-	-	-		Hose	Slang	B230F	2
10	1306196-5	1	-	-	-	-		Hose	Slang		2

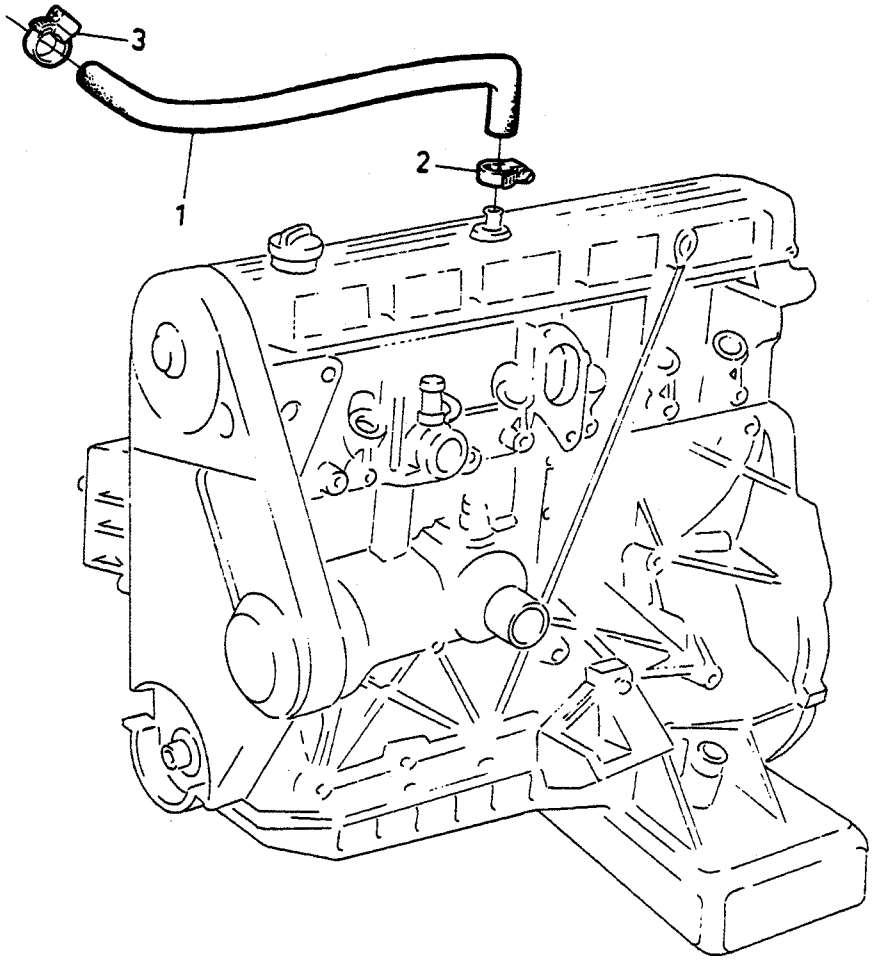

VOLVO
Genuine Parts
PV 250 46562

A
B
C
D
E

CRANKCASE VENTILATION VEVHUSVENTILATION

Group Grupp 25

Page Sida 311

D24

Fig	Part No. Artikel nr	Quantity /Antal A	B	C	D	E	P S	Description	Benämning	Notes Anmärkning	S R
1	1257565-0	1	-	-	-	-		Hose	Slang		2
2	943473-9	1	-	-	-	-		Hose clamp	Slangklamma		2
3	943473-9	1	-	-	-	-		Hose clamp	Slangklamma		2

1

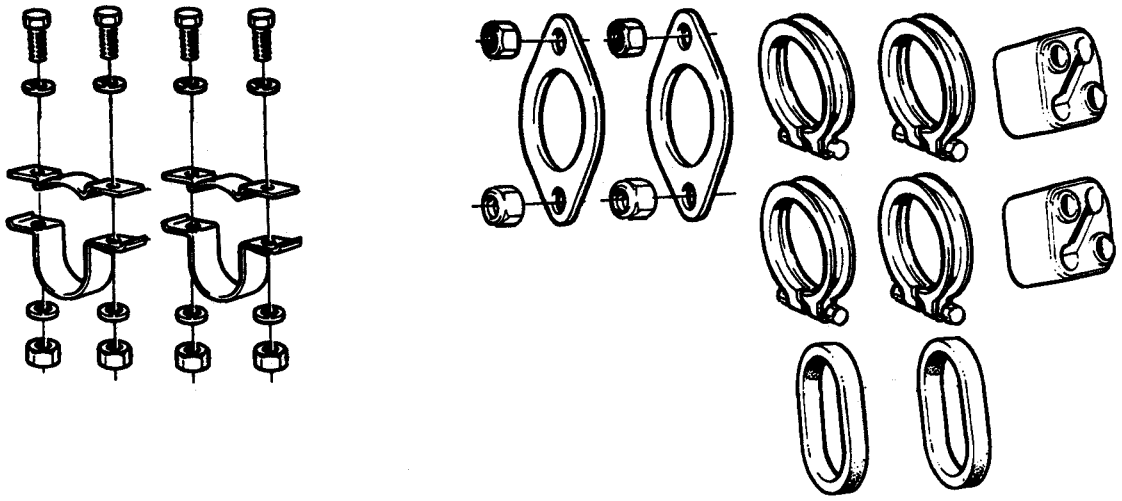

2

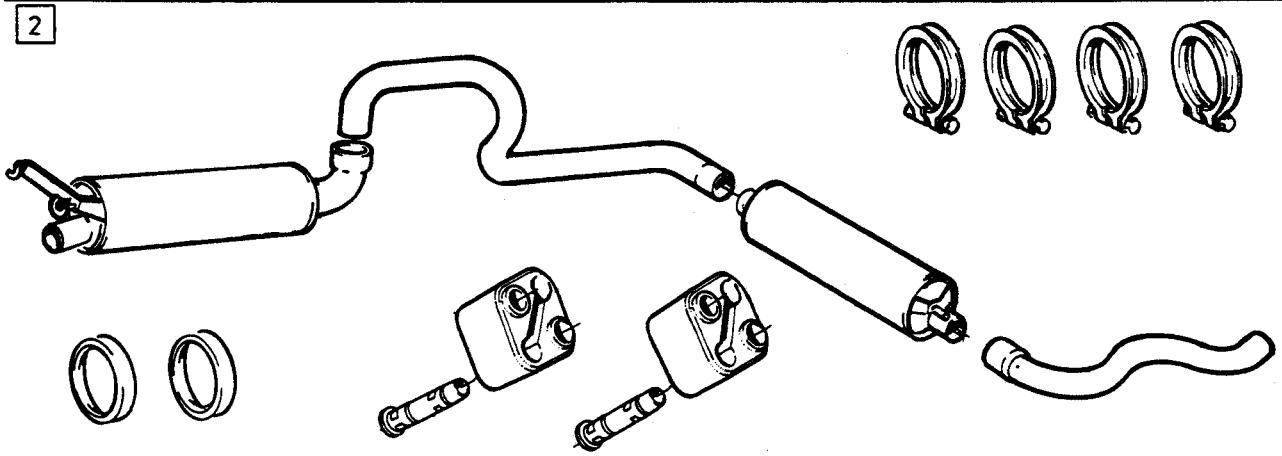

3

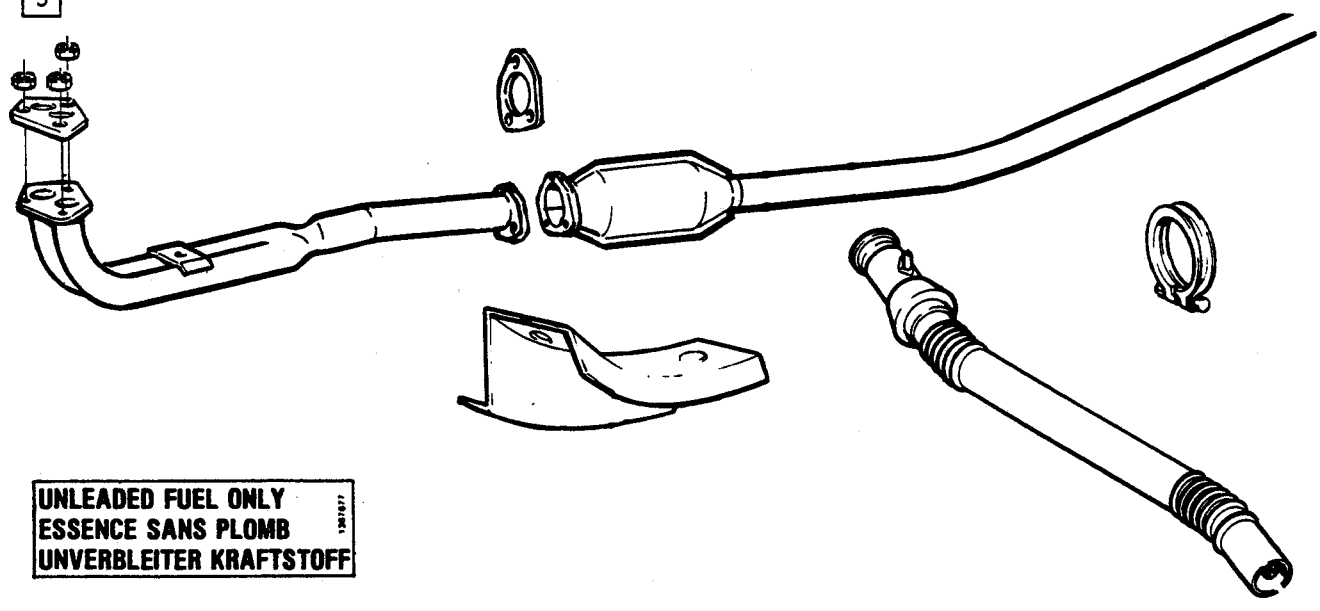

4

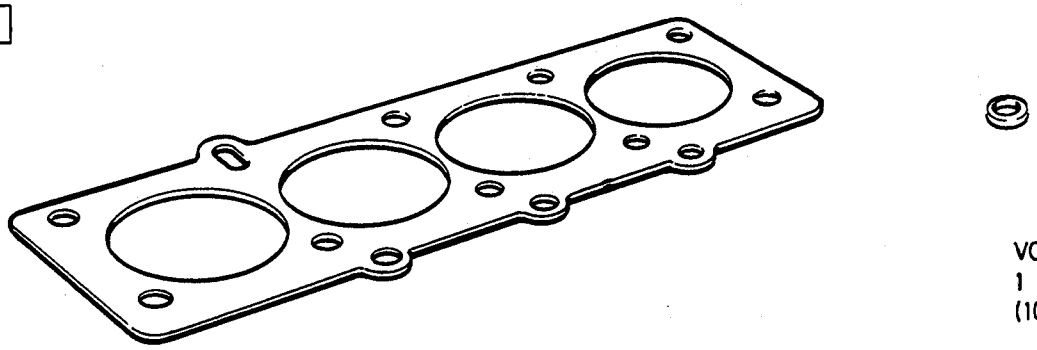

VOLVO PARTS
1 101 40034
(102:6)

A
B
C
D
E

REPAIR KITS EXHAUST SYSTEM — REPARATIONSSATS AVGASSYSTEM

Group / Grupp 25

Page / Sida 313

Fig	Part No. / Artikel nr	Quantity / Antal A	B	C	D	E	PS	Description	Benämning	Notes / Anmärkning	SR
☆ 1	270623-2	1	-	-	-	-		Mounting kit	Monteringssats	(273618) B28E	1
2	273989-4	1	-	-	-	-		Kit without front pipe	Sats utan främre rör	B200, B230, B28E, D24	1
	274078-5	1	-	-	-	-		Kit without front pipe	Sats utan främre rör	1) 2) B200, B230, D24	1
3	1389383-9	-	-	-	-	-		Catalytic converter	Katalysrenare	B230A	5
☆ 4	270855-0	-	-	-	-	-		Gasket kit ..... Catalytic converter	Packningsats ..... Katalysrenare	B230A (1389421)	5

1) (S),(N),(DK),(SF) 1986-.
2) 1987-

A
B
C
D
E

SUB GROUP
COOLING SYSTEM

UNDERGRUPP
KYLSYSTEM

Group
Grupp
26

Page
Sida
315

Fig	Part No. Artikel nr	Quantity /Antal A	B	C	D	E	PS	Description	Benämning	Notes Anmärkning	SR
		-	-	-	-	-		Notes	Anmärkning	1)	
		1	-	-	-	-		Cooling system B200, B230	Kylsystem B200, B230	SEE 26•317	
		1	-	-	-	-		Cooling system B28	Kylsystem B28	SEE 26•321	
		1	-	-	-	-		Cooling system D24	Kylsystem D24	SEE 26•325	
		1	-	-	-	-		Fan B200, B230, B28, D24	Fläkt B200, B230, B28, D24	SEE 26•329	
		1	-	-	-	-		Electric fan B200, B230, B28	El-fläkt B200, B230, B28	SEE 26•331	
		1	-	-	-	-		Repair kits cooling system	Reparationssats kylsystem	SEE 26•333	

1) Engines B17A, B19ET, B21ET, B21FT and related parts are not listed in this catalogue. For the subject engines, please refer to the 240-260 SERIES 1979-1984 catalogue. / Motorer B17A,B19ET,B21ET,B21FT och tillhörande detaljer redovisas ej i denna katalog. Vid behov hänvisas till reservdelskatalog 240-260 SERIES 1979-1984.

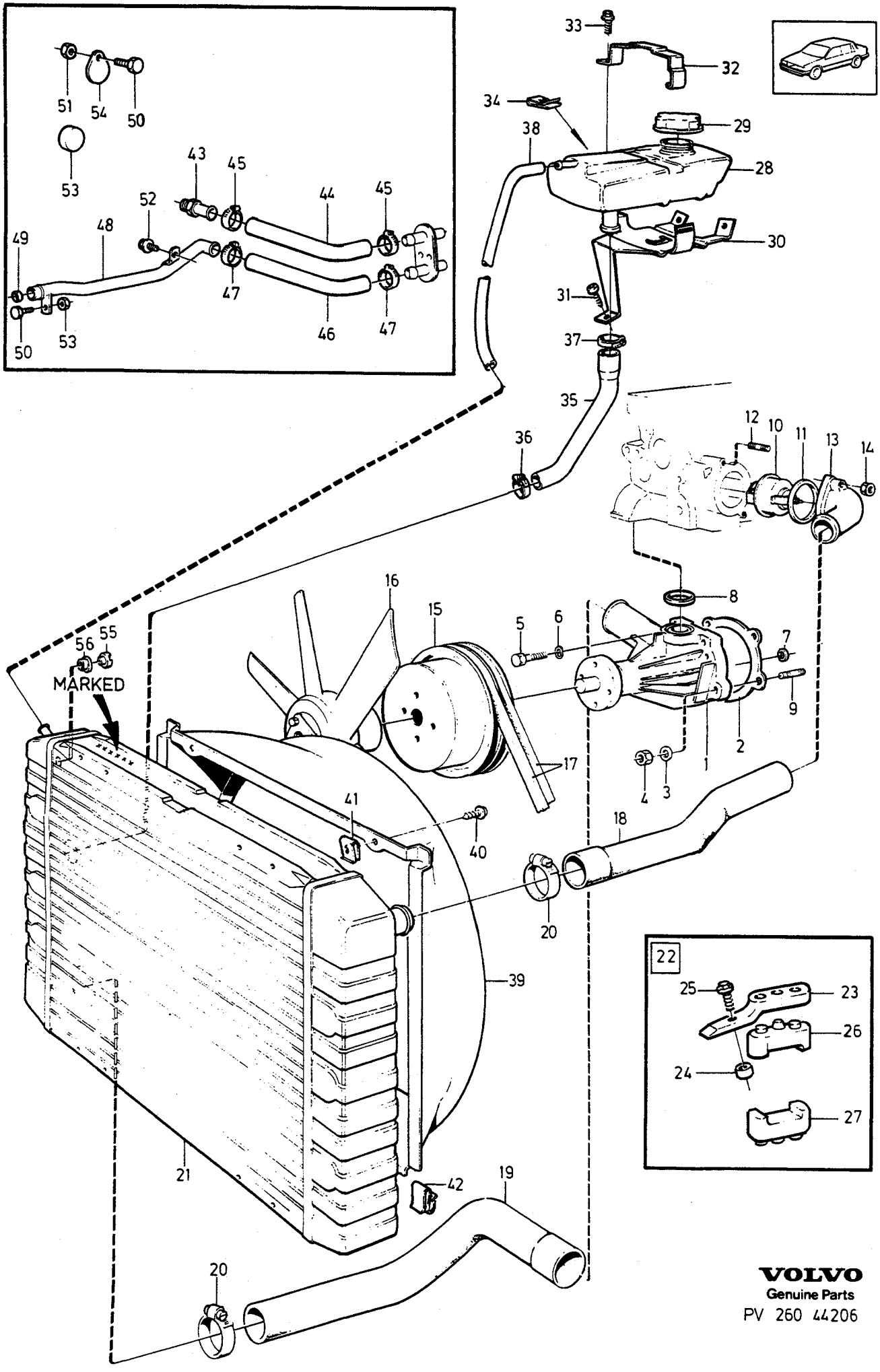

VOLVO
Genuine Parts
PV 260 44206

A
B
C
D
E

COOLING SYSTEM — KYLSYSTEM

Group / Grupp 26

Page / Sida 317

B200, B230

Fig	Part No. / Artikel nr	Quantity /Antal A	B	C	D	E	PS	Description	Benämning	Notes / Anmärkning	SR
		-	-	-	-	-		Notes	Anmärkning	1)	
1		1	-	-	-	-	KN				
2	1378491-3	1	-	-	-	-	IK	Gasket	Packning	(1326344)	2
3	955892-5	2	-	-	-	-	IK	Washer	Bricka		2
4	955781-0	2	-	-	-	-	IK	Nut	Mutter		2
5	955275-3	3	-	-	-	-	IK	Screw	Skruv		2
6	941906-0	3	-	-	-	-	IK	Spring washer	Fjäderbricka		2
7	418411-5	1	-	-	-	-	IK	Sealing ring	Tätningsring		3
8	1336255-3	1	-	-	-	-	IK	Sealing ring	Tätningsring		2
☆ 9	924056-5	2	-	-	-	-		Stud	Pinnskruv		2
10		1	-	-	-	-	KN	Thermostat	Termostat		
11	1317466-9	1	-	-	-	-	IK	Gasket	Packning		1
12		2	-	-	-	-		Stud	Pinnskruv	SEE 21•115	
13	463434-1	1	-	-	-	-		Connecting pipe	Anslutningsrör		3
14	955781-0	2	-	-	-	-		Nut	Mutter		2
15	1346395-5	1	-	-	-	-		Pulley	Remskiva		3
16		1	-	-	-	-		Fan	Fläkt	SEE 26•329	
		1	-	-	-	-		Electric fan	El-fläkt	SEE 26•331	
☆ 17	973537-4	1	-	-	-	-		V-belt set	Kilremsats	(968425)	2
18	1219990-7	1	-	-	-	-	IK	Radiator hose upper	Kylarslang övre		1
19	463306-1	1	-	-	-	-	IK	Radiator hose lower	Kylarslang undre		1
20	943476-2	4	-	-	-	-	IK	Hose clamp	Slangklamma		2
21	1336169-6	1	-	-	-	-		Radiator	Kylare	2) STD, MAN.TRANS MARKED 1266050, MARKED 1336169	3
	5001334-1	1	-	-	-	-	EU	Radiator, exch	Kylare, bytes		2
	1336170-4	1	-	-	-	-		Radiator	Kylare	2) STD, AUTO.TRANS MARKED 1266051, MARKED 1336170	3
	5001852-2	1	-	-	-	-	EU	Radiator, exch	Kylare, bytes		2
	(1266052)	1	-	-	-	-	SP	Radiator	Kylare	2) TROPIC, MAN.TRANS MARKED 1266052 REPL 1 PCS 1378592-2, 1 PCS 1274052-8, 1 PCS 1378869-0.	3
	5001906-6	1	-	-	-	-	EU	Radiator, exch	Kylare, bytes		2
	(1346994)	1	-	-	-	-	SP	Radiator	Kylare	3) TROPIC, MAN.TRANS MARKED 1219829, MARKED 1346994 REPL 1 PCS 1378592-8, 1 PCS 1274052-8, 1 PCS 1274048-6	
	5003006-3	1	-	-	-	-	EU	Radiator, exch	Kylare, bytes		2
	(1266053)	1	-	-	-	-	SP	Radiator	Kylare	2) TROPIC, AUTO.TRANS MARKED 1266053 REPL 1 PCS 1378590-2, 1 PCS 1274052-8, 1 PCS 1274048-6	3
	5001907-4	1	-	-	-	-	EU	Radiator, exch	Kylare, bytes		2
	(1346839)	1	-	-	-	-	SP	Radiator	Kylare	3) TROPIC, AUTO.TRANS	

1) Engines B17A, B19ET, B21ET, B21FT and related parts are not listed in this catalogue. For the subject engines, please refer to the 240-260 SERIES 1979-1984 catalogue. / Motorer B17A,B19ET,B21ET,B21FT och tillhörande detaljer redovisas ej i denna katalog. Vid behov hänvisas till reservdelskatalog 240-260 SERIES 1979-1984.
2) Copper radiator. / Kopparkylare.
3) Aluminium radiator. / Aluminiumkylare.

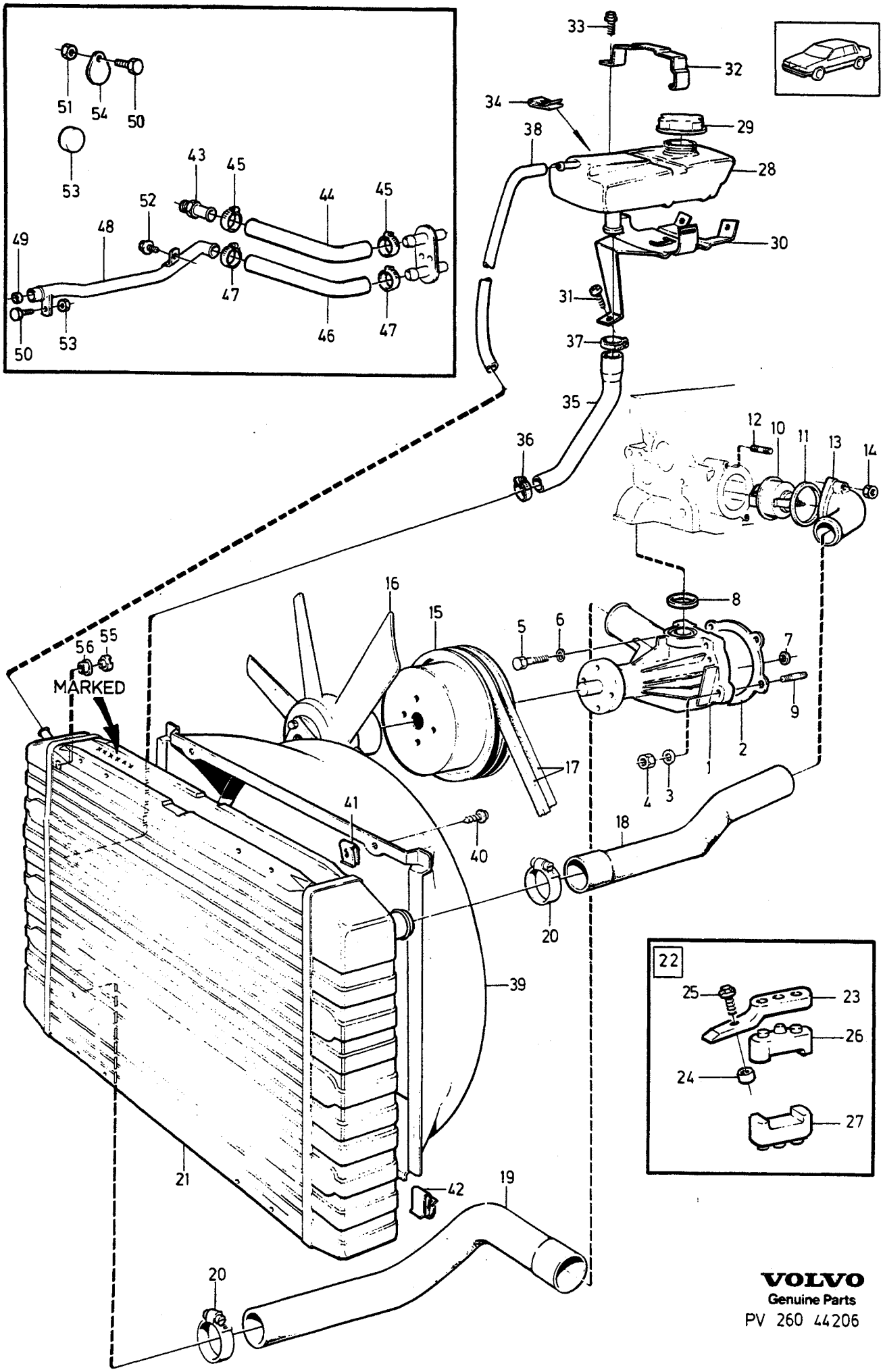

VOLVO
Genuine Parts
PV 260 44206

A B C D E

COOLING SYSTEM — KYLSYSTEM

Group / Grupp 26

Page / Sida 319

B200, B230

Fig	Part No. / Artikel nr	Quantity / Antal A	B	C	D	E	PS	Description	Benämning	Notes / Anmärkning	SR
										MARKED 1219830, MARKED 1346839 REPL 1 PCS 1378590-2, 1 PCS 1274052-8, 1 PCS 1378869-0.	
	5003505-4	1	-	-	-	-	EU	Radiator, exch	Kylare, bytes		2
22		1	-	-	-	-	NS	Radiator mounting	Kylarupphängning		
23	1201818-0	2	-	-	-	-		• Bracket	• Konsol		3
24	1357345-6	2	-	-	-	-		• Spacer sleeve	• Distanshylsa		2
25	946934-7	2	-	-	-	-		• Flange screw	• Flänsskruv		2
26	463304-6	2	-	-	-	-		• Rubber cushion upper	• Gummikudde övre		3
27	463304-6	2	-	-	-	-		• Rubber cushion lower	• Gummikudde undre		3
28	463604-9	1	-	-	-	-		Expansion tank	Expansionstank		2
29	1357775-4	1	-	-	-	-		Filler cap	Påfyllningslock		1
30	463644-5	1	-	-	-	-		Bracket	Konsol		3
☆ 31	969487-8	3	-	-	-	-		Screw	Skruv	(958244)	2
32	463610-6	1	-	-	-	-		Clamp	Klamma		2
33	947243-2	1	-	-	-	-		Screw	Skruv		2
34	191391-2	1	-	-	-	-		Spring nut	Fjädermutter		2
35	463307-9	1	-	-	-	-		Radiator hose	Kylarslang		1
36	943472-1	1	-	-	-	-		Hose clamp	Slangklamma		2
37	943473-9	1	-	-	-	-		Hose clamp	Slangklamma		2
38	942700-6	X	-	-	-	-		Hose	Slang	LG 295 mm	1
39	1346968-9	1	-	-	-	-		Fan shroud	Fläktkåpa		4
40	965395-7	2	-	-	-	-		Screw	Skruv		2
41	191391-2	2	-	-	-	-		Spring nut	Fjädermutter		2
42	1257372-1	2	-	-	-	-		Clip	Clips		2
43		1	-	-	-	-		Nipple	Nippel	SEE 21 • 115	
44	463524-9	1	-	-	-	-		Radiator hose inlet	Kylarslang tillopp		1
45	943472-1	2	-	-	-	-		Hose clamp	Slangklamma		2
☆ 46	3531635-5	1	-	-	-	-		Hose outlet	Slang avlopp	(1378978)	3
47	943472-1	2	-	-	-	-		Hose clamp	Slangklamma		2
48	1332032-0	1	-	-	-	-		Coolant pipe	Kylvätskerör		4
49	418411-5	1	-	-	-	-	IK	Sealing ring	Tätningsring		3
50	955273-8	1	-	-	-	-		Screw	Skruv		2
51	955781-0	1	-	-	-	-		Nut	Mutter		2
52	944926-5	1	-	-	-	-		Flange screw	Flänsskruv		2
53	418571-6	1	-	-	-	-		Plug	Propp	ALTER	4
54	1219915-4	1	-	-	-	-		Lock washer	Låsbricka	ALTER	4
55	1274052-8	1	-	-	-	-		Plug	Propp	4)	2
56	1378869-0	1	-	-	-	-		Rubber bushing	Gummibussning	4)	2
	270615-8	1	-	-	-	-		Radiator hose kit rep. upper radiator hose	Kylarslangsats byte av övre kylarslang	SEE 26 • 333	1
	270616-6	1	-	-	-	-		Radiator hose kit rep. lower radiator hose	Kylarslangsats rep. av undre kylarslang	SEE 26 • 333	1
	273459-8	1	-	-	-	-		Thermostat kit	Termostatsats	87°C, 189°C	
	273307-9	1	-	-	-	-		Thermostat kit	Termostatsats	SEE 26 • 333 92°C, 197°F	1
										SEE 26 • 333	1
☆	271275-0	1	-	-	-	-		Coolant pump kit	Vattenpumpsats	(270559)	
										SEE 26 • 333	2

4) Spare part version. / Reservdelsutförande.

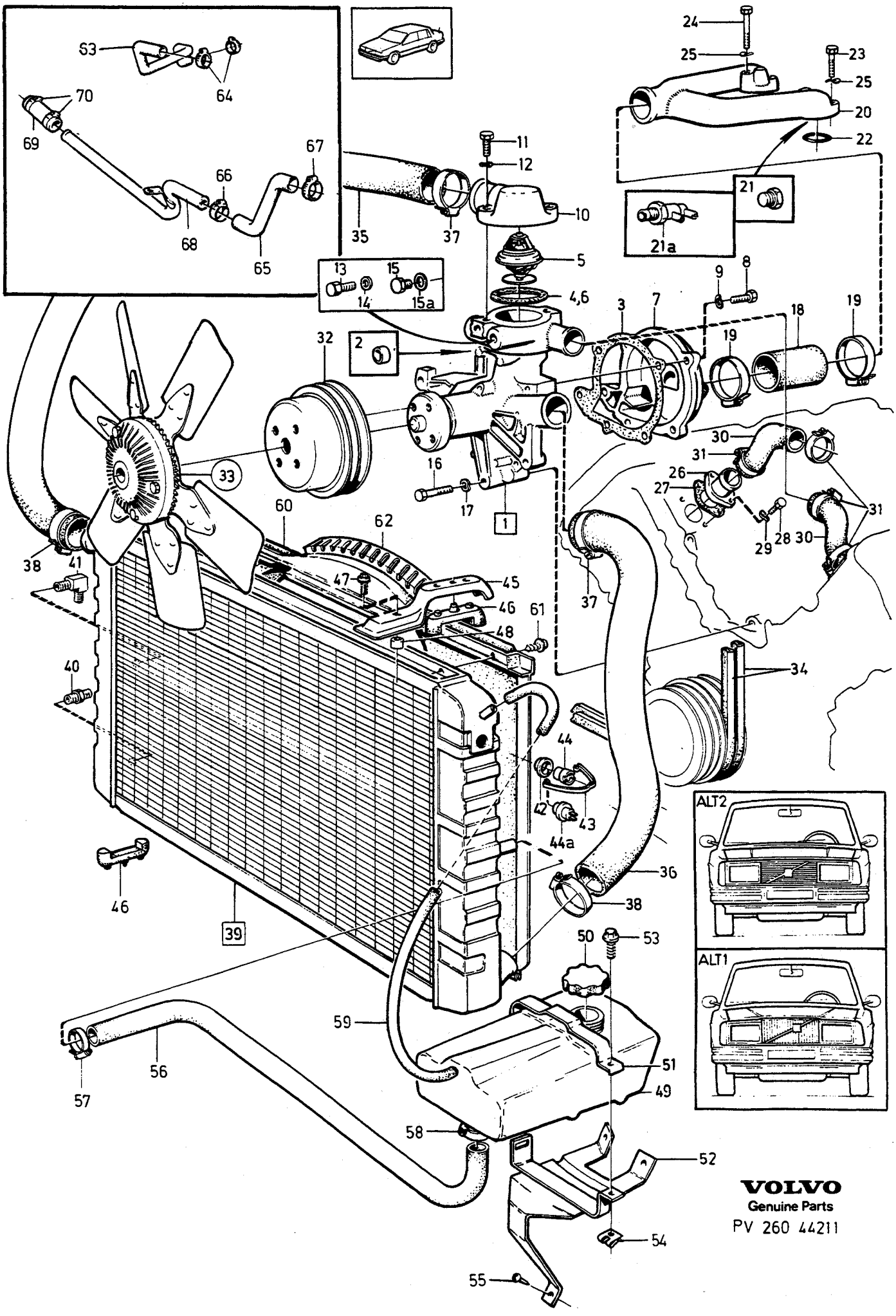
ALT2
ALT1
VOLVO
Genuine Parts
PV 260 44211

A
B
C
D
E

COOLING SYSTEM — KYLSYSTEM

Group / Grupp 26

Page / Sida 321

B28E

Fig	Part No. Artikel nr	Quantity /Antal A	B	C	D	E	PS	Description	Benämning	Notes Anmärkning	SR
1	1218158-2	1	-	-	-	-		Coolant pump	Kylvätskepump		2
2	1218019-6	1	-	-	-	-		• Plug	• Propp		2
3	3514104-3	1	-	-	-	-		• Gasket	• Packning	(245065)	1
4	245057-5	1	-	-	-	-		• Gasket	• Packning		1
5		1	-	-	-	-	KN	• Thermostat	• Termostat		
6	245057-5	1	-	-	-	-	IK	• Gasket	• Packning		1
7	245506-1	1	-	-	-	-		Cover	Lock		5
8	947427-1	5	-	-	-	-		Screw	Skruv		2
9	946599-8	5	-	-	-	-		Spring washer	Fjäderbricka	(1218122)	2
10	245227-4	1	-	-	-	-		Thermostat housing	Termostathus		3
11	946517-0	2	-	-	-	-		Screw	Skruv		2
12	946599-8	2	-	-	-	-		Spring washer	Fjäderbricka		2
13	1218192-1	1	-	-	-	-		Plug	Propp	ALTER 1. M18 X 1,5	2
14	1218331-5	1	-	-	-	-		Gasket	Packning	(1218191)	2
15	1218160-8	1	-	-	-	-		Plug	Propp	ALTER 2. M14 X 1,25	2
15a	18671-8	1	-	-	-	-		Gasket	Packning	ALTER 2	2
☆ 16	948069-0	3	-	-	-	-		Screw	Skruv	(955298)	2
17	941907-8	3	-	-	-	-		Spring washer	Fjäderbricka		2
18	943370-7	X	-	-	-	-		Rubber hose	Gummislang	LG 53 mm	2
19	943478-8	2	-	-	-	-		Hose clamp	Slangklamma		2
20		1	-	-	-	-	NS	Distribution pipe	Fördelningsrör	EXC (S),(AUS) REPL 1 PCS 247498-9, 1 PCS 946559-2	
	(269482)	1	-	-	-	-	SP	Distribution pipe	Fördelningsrör	(S),(AUS) REPL 1 PCS 247498-9, 2 PCS 946559-2	2
	247498-9	1	-	-	-	-		Distribution pipe	Fördelningsrör	1)	3
21	946559-2	1	-	-	-	-		Plug	Propp		2
21a		1	-	-	-	-		Thermostat valve	Termostatventil	SEE 23•185	
☆ 22	975256-9	2	-	-	-	-	IK	O-ring	O-ring		2
23	947405-7	2	-	-	-	-		Screw	Skruv		2
24	947943-7	2	-	-	-	-		Screw	Skruv		2
25	946599-8	4	-	-	-	-		Spring washer	Fjäderbricka		2
26	245158-1	2	-	-	-	-		Water outlet pipe	Vattenavloppsrör		3
☆ 27	1271509-0	2	-	-	-	-	IK	Gasket	Packning	(245069)	1
28	946480-1	4	-	-	-	-		Screw	Skruv		2
29	946599-8	4	-	-	-	-		Spring washer	Fjäderbricka		2
30	246589-6	2	-	-	-	-		Radiator hose	Kylarslang		1
31	943476-2	4	-	-	-	-		Hose clamp	Slangklamma		2
32	1269941-9	1	-	-	-	-		Pulley	Remskiva		3
33		1	-	-	-	-		Fan	Fläkt	SEE 26•329	
		1	-	-	-	-		Electric fan	El-fläkt	SEE 26•331	
34	966980-5	1	-	-	-	-		V-belt set	Kilremsats	LG 1125 mm	1
35	464014-0	1	-	-	-	-		Radiator hose	Kylarslang		1
36	464015-7	1	-	-	-	-		Radiator hose	Kylarslang		1
37	943478-8	2	-	-	-	-		Hose clamp	Slangklamma		2
38	943477-0	2	-	-	-	-		Hose clamp	Slangklamma		2
39	464025-6	1	-	-	-	-		Radiator	Kylare	STD, MAN.TRANS	3
	5001336-6	1	-	-	-	-	EU	Radiator, exch	Kylare, bytes		2
	464924-0	1	-	-	-	-		Radiator	Kylare	STD, AUTO.TRANS	3
	5001712-8	1	-	-	-	-	EU	Radiator, exch	Kylare, bytes		2
	1274053-6	1	-	-	-	-		Radiator	Kylare	TROPIC, MAN.TRANS	3
	5001908-2	1	-	-	-	-	EU	Radiator, exch	Kylare, bytes		2
	1274055-1	1	-	-	-	-		Radiator	Kylare	TROPIC, AUTO.TRANS	3
	5001909-0	1	-	-	-	-	EU	Radiator, exch	Kylare, bytes		2
40	954336-4	1	-	-	-	-		• Nipple	• Nippel	AUTO.TRANS	2

1) Spare part version. / Reservdelsutförande.

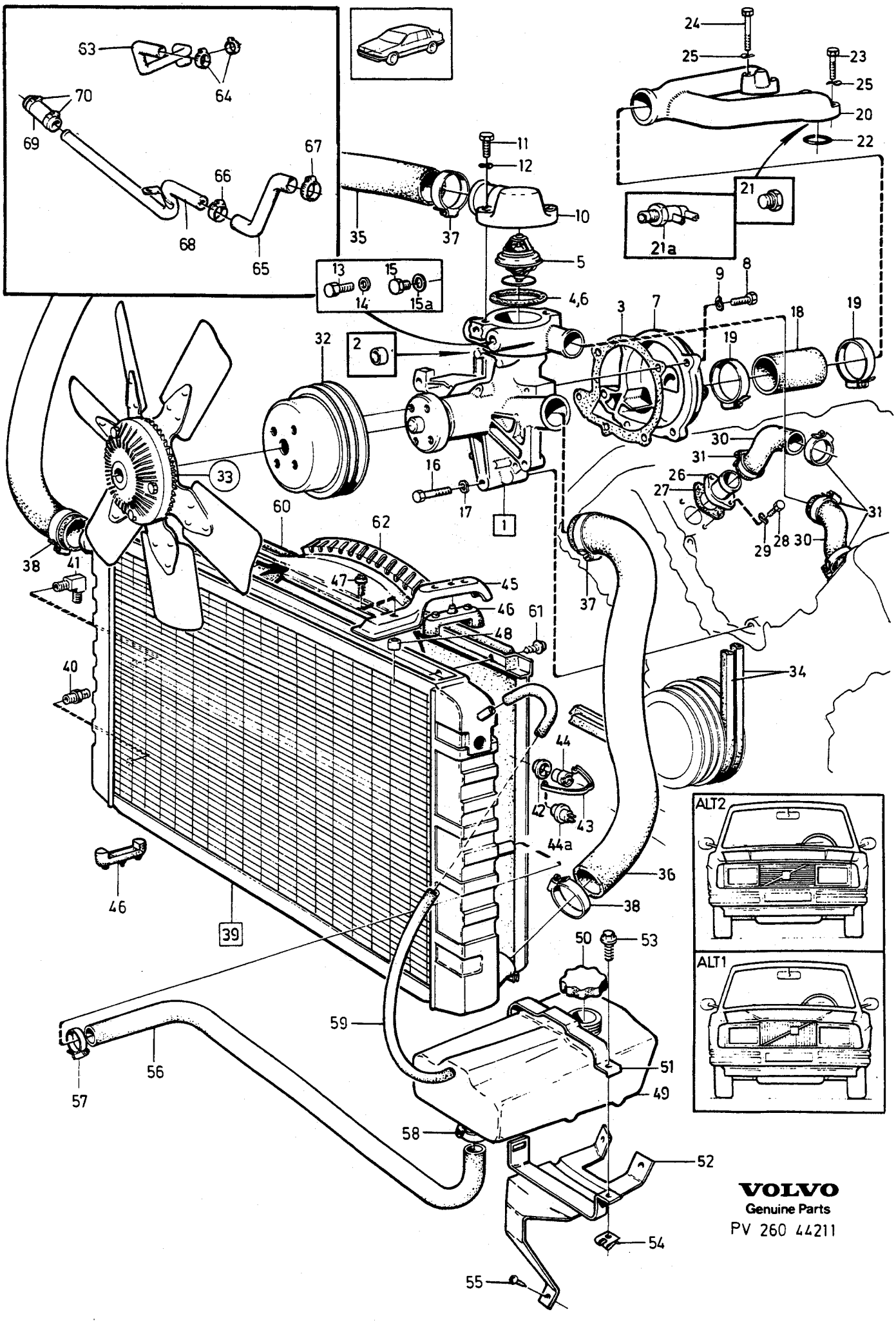
ALT2
ALT1
VOLVO
Genuine Parts
PV 260 44211

A
B
C
D
E

COOLING SYSTEM — KYLSYSTEM

Group / Grupp 26

Page / Sida 323

B28E

Fig	Part No. Artikel nr	Quantity /Antal A	B	C	D	E	PS	Description	Benämning	Notes Anmärkning	SR
41	954343-0	1	-	-	-	-		•Elbow nipple	•Vinkelnippel	AUTO.TRANS	2
42	1378869-0	1	-	-	-	-		Rubber bushing	Gummibussning	TROPIC	2
43	1306885-3	1	-	-	-	-		Clip	Clips	TROPIC	2
44	1274052-8	1	-	-	-	-		Plug	Propp	TROPIC	2
44a	1274962-8	1	-	-	-	-		Thermo contact	Termokontakt	TROPIC A.C	2
45	464648-5	2	-	-	-	-		Bracket	Konsol		3
46	463304-6	4	-	-	-	-		Rubber cushion	Gummikudde		3
47	946934-7	2	-	-	-	-		Flange screw	Flänsskruv		2
48	1357345-6	2	-	-	-	-		Spacer sleeve	Distanshylsa		2
49	463604-9	1	-	-	-	-		Expansion tank	Expansionstank		2
50	1357775-4	1	-	-	-	-		Filler cap	Påfyllningslock		1
51	463610-6	1	-	-	-	-		Clamp	Klamma		2
52	464289-8	1	-	-	-	-		Bracket	Konsol		3
53	947243-2	1	-	-	-	-		Screw	Skruv		2
54	191391-2	1	-	-	-	-		Spring nut	Fjädermutter		2
☆ 55	969487-8	3	-	-	-	-		Screw	Skruv	(958244)	2
56	464016-5	1	-	-	-	-		Radiator hose	Kylarslang		1
57	943472-1	1	-	-	-	-		Hose clamp	Slangklamma		2
58	943473-9	1	-	-	-	-		Hose clamp	Slangklamma		2
59	942700-6	X	-	-	-	-		Hose	Slang	LG 295 mm	1
60	464675-8	1	-	-	-	-		Fan shroud	Fläktkåpa	2)	4
	464024-9	1	-	-	-	-		Fan shroud	Fläktkåpa	3)	4
61	965395-7	2	-	-	-	-		Screw	Skruv	2)	2
	965395-7	4	-	-	-	-		Screw	Skruv	3)	2
62	464671-7	1	-	-	-	-		Fan protector	Fläktskydd		4
63	1274337-3	1	-	-	-	-		Radiator hose inlet	Kylarslang tillopp		1
64	943472-1	2	-	-	-	-		Hose clamp	Slangklamma		2
65	1274118-7	1	-	-	-	-		Radiator hose outlet	Kylarslang avlopp		1
66	943473-9	1	-	-	-	-		Hose clamp	Slangklamma		2
67	943472-1	1	-	-	-	-		Hose clamp	Slangklamma		2
68	269470-1	1	-	-	-	-		Return pipe	Returrör		3
69	943368-1	X	-	-	-	-		Rubber hose	Gummislang	LG 62 mm	2
70	943474-7	2	-	-	-	-		Hose clamp	Slangklamma		2
	273320-2	1	-	-	-	-		Thermostat kit	Termostatsats	82°C, 180°F	
	273480-4	1	-	-	-	-		Thermostat kit	Termostatsats	SEE **26**•333 87°C, 189°F	1
	273364-0	1	-	-	-	-		Thermostat kit	Termostatsats	SEE **26**•333 92°C, 197°F	1
										SEE **26**•333	1

2) With engine bonnet ALTER 1 as shown adjacent. / Med motorhuv ALTER 1 på bildsidan.
3) With engine bonnet ALTER 2 as shown adjacent. / Med motorhuv ALTER 2 på bildsidan.

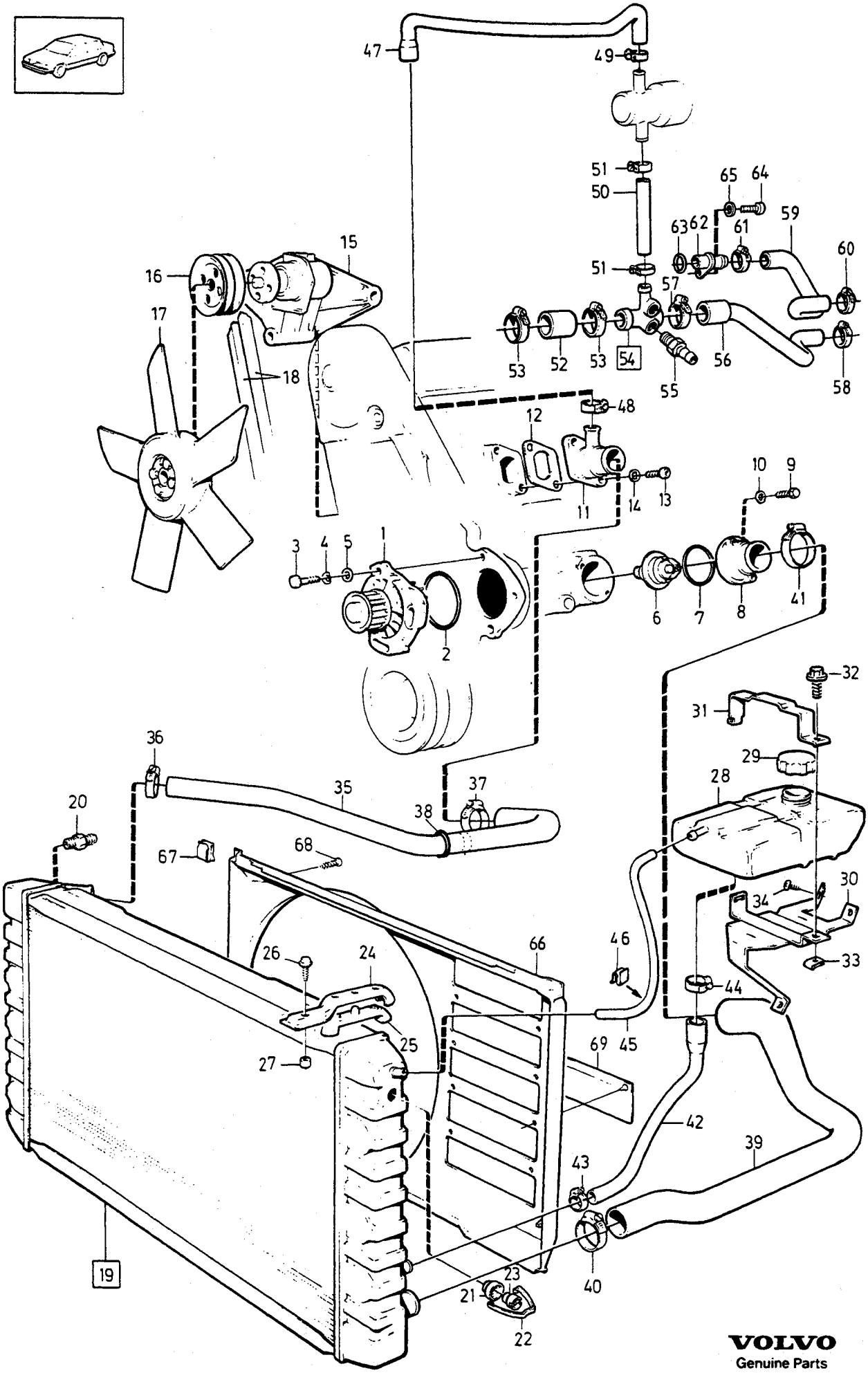

VOLVO
Genuine Parts
PV 260 44212

A B C D E

COOLING SYSTEM — KYLSYSTEM

Group / Grupp 26

Page / Sida 325

D24

Fig	Part No. Artikel nr	Quantity /Antal A	B	C	D	E	PS	Description	Benämning	Notes Anmärkning	SR
1	1257185-7	1	-	-	-	-		Coolant pump	Kylvätskepump		2
2	1257197-2	1	-	-	-	-		Sealing ring	Tätningsring		2
☆ 3	947818-1	3	-	-	-	-		Screw	Skruv	(940132)	2
4	941907-8	3	-	-	-	-		Spring washer	Fjäderbricka		2
5	1257706-0	2	-	-	-	-		Washer	Bricka		2
6		1	-	-	-	-	KN	Thermostat	Termostat		
7	1257183-2	1	-	-	-	-	IK	Sealing ring	Tätningsring		2
8	1257184-0	1	-	-	-	-		Thermostat housing	Termostathus	1) O.DIA 46 mm	3
	3507022-6	1	-	-	-	-		Thermostat housing	Termostathus	2) O.DIA 35 mm	3
9	955273-8	2	-	-	-	-		Screw	Skruv		2
10	941906-0	2	-	-	-	-		Spring washer	Fjäderbricka		2
11	1257014-9	1	-	-	-	-		Connecting pipe	Anslutningsrör	1) O.DIA 46 mm.	3
	3507023-4	1	-	-	-	-		Connecting pipe	Anslutningsrör	2) O.DIA 35 mm.	3
12	3507032-5	1	-	-	-	-		Gasket	Packning		1
13	942314-6	2	-	-	-	-		Screw	Skruv		2
14	941906-0	2	-	-	-	-		Spring washer	Fjäderbricka		2
15		1	-	-	-	-		Bracket	Konsol	SEE 32•395	
16	1257181-6	1	-	-	-	-		Pulley	Remskiva	W/O COMBU, COMBU W/O P.S	3
	1257640-1	1	-	-	-	-		Pulley	Remskiva	COMBU P.S	3
17		1	-	-	-	-		Fan	Fläkt	SEE 26•329	
☆ 18	973541-6	1	-	-	-	-		V-belt set	Kilremsats	(966968)LG 975mm W/O COMBU, COMBU W/O P.S	1
☆	973544-0	1	-	-	-	-		V-belt servo pump-fan	Kilrem servopump-fläkt	(966923)LG 1238mm COMBU P.S	1
☆	973534-1	1	-	-	-	-		V-belt	Kilrem	(966898) LG 800 mm	1
								Alternator	Generator	COMBU P.S	
19	1257350-7	1	-	-	-	-		Radiator	Kylare	STD, MAN.TRANS	3
	5001863-9	1	-	-	-	-	EU	Radiator, exch	Kylare, bytes		2
	1257351-5	1	-	-	-	-		Radiator	Kylare	STD, AUTO.TRANS	3
	5001864-7	1	-	-	-	-	EU	Radiator, exch	Kylare, bytes		2
	1257352-3	1	-	-	-	-		Radiator	Kylare	TROPIC, MAN.TRANS	3
	5001958-7	1	-	-	-	-	EU	Radiator, exch	Kylare, bytes		2
	1257353-1	1	-	-	-	-		Radiator	Kylare	TROPIC, AUTO.TRANS	3
	5001959-5	1	-	-	-	-	EU	Radiator, exch	Kylare, bytes		2
20	954336-4	2	-	-	-	-		• Nipple	• Nippel	AUTO.TRANS	2
21	1378869-0	1	-	-	-	-		• Rubber bushing	• Gummibussning	TROPIC	2
22	1306885-3	1	-	-	-	-		• Clip	• Clips	TROPIC	2
23	1274052-8	1	-	-	-	-		• Plug	• Propp	TROPIC	2
24	464648-5	2	-	-	-	-		Bracket	Konsol		3
25	463304-6	4	-	-	-	-		Rubber cushion	Gummikudde		3
26	946934-7	2	-	-	-	-		Flange screw	Flänsskruv		2
27	1357345-6	2	-	-	-	-		Spacer sleeve	Distanshylsa		2
28	463604-9	1	-	-	-	-		Expansion tank	Expansionstank		2
29	1357776-2	1	-	-	-	-		Filler cap	Påfyllningslock		1
30	464289-8	1	-	-	-	-		Bracket	Konsol		3
31	463610-6	1	-	-	-	-		Clamp	Klamma		2
32	947243-2	1	-	-	-	-		Screw	Skruv		2
33	191391-2	1	-	-	-	-		Spring nut	Fjädermutter		2
☆ 34	969487-8	3	-	-	-	-		Screw	Skruv	(958244)	2
35	1328849-3	1	-	-	-	-		Radiator hose upper	Kylarslang övre	1) (1257365) O.DIA 46 mm.	1
	3507038-2	1	-	-	-	-		Radiator hose upper	Kylarslang övre	2) O.DIA 35 mm	1

1) 240 4DRS CH -263592, 240 5DRS CH -755006.
2) 240 4DRS CH 263593-, 240 5DRS CH 755007-.

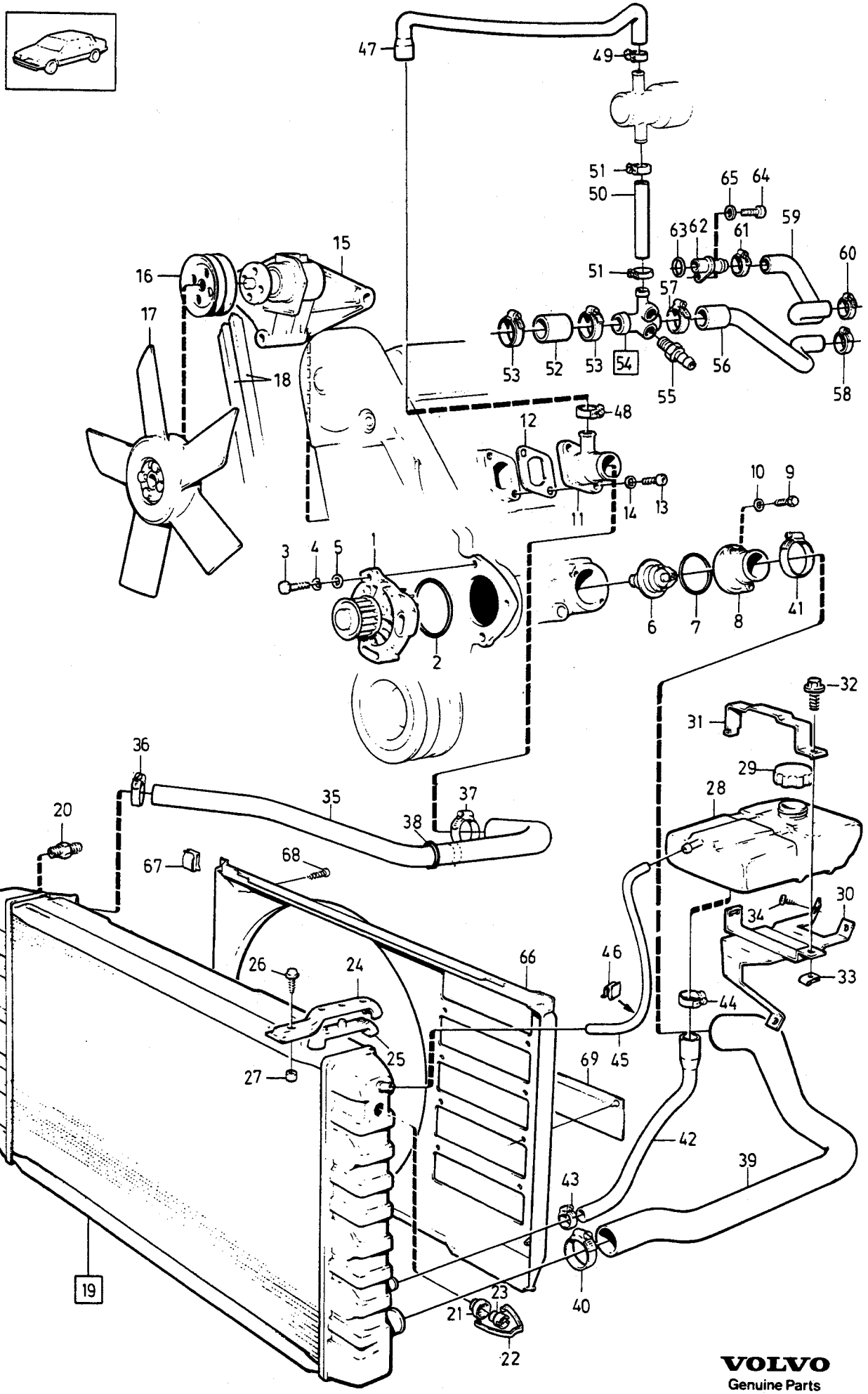

VOLVO
Genuine Parts
PV 260 44212

A
B
C
D
E

COOLING SYSTEM — KYLSYSTEM

Group / Grupp 26

Page / Sida 327

D24

Fig	Part No. Artikel nr	Quantity /Antal A	B	C	D	E	PS	Description	Benämning	Notes Anmärkning	SR
36	943476-2	1	-	-	-	-		Hose clamp	Slangklamma		2
37	943478-8	1	-	-	-	-		Hose clamp	Slangklamma	1)	2
	943476-2	1	-	-	-	-		Hose clamp	Slangklamma	2)	2
38	947788-6	1	-	-	-	-		O-ring	O-ring		2
39	1257364-8	1	-	-	-	-		Radiator hose lower	Kylarslang undre	1) O.DIA 46 mm.	1
	3507037-4	1	-	-	-	-		Radiator hose lower	Kylarslang undre	2) O.DIA 35 mm.	1
40	943476-2	1	-	-	-	-		Hose clamp	Slangklamma		2
41	943478-8	1	-	-	-	-		Hose clamp	Slangklamma	1)	2
	943476-2	1	-	-	-	-		Hose clamp	Slangklamma	2)	2
42	1257362-2	1	-	-	-	-		Hose	Slang		1
43	943472-1	1	-	-	-	-		Hose clamp	Slangklamma		2
44	943473-9	1	-	-	-	-		Hose clamp	Slangklamma		2
45	942700-6	X	-	-	-	-		Hose	Slang		1
46	1306160-1	1	-	-	-	-		Clip	Clips	ALTER	2
47	1257446-3	1	-	-	-	-		Hose	Slang	1)	3
	1328973-1	1	-	-	-	-		Hose	Slang	2)	3
48	943474-7	1	-	-	-	-		Hose clamp	Slangklamma	1)	2
	943472-1	1	-	-	-	-		Hose clamp	Slangklamma	2)	2
☆ 49	975275-9	1	-	-	-	-		Hose clamp	Slangklamma	(943471)	2
50	1257448-9	1	-	-	-	-		Hose	Slang		3
☆ 51	975275-9	2	-	-	-	-		Hose clamp	Slangklamma	(943471)	2
52	1257447-1	1	-	-	-	-		Hose	Slang		3
53	943474-7	2	-	-	-	-		Hose clamp	Slangklamma		2
54	1328458-3	1	-	-	-	-		Connecting pipe	Anslutningsrör		3
55	966723-9	1	-	-	-	-		• Nipple	• Nippel		3
56	1257445-5	1	-	-	-	-		Hose	Slang		3
57	943474-7	1	-	-	-	-		Hose clamp	Slangklamma		2
58	943472-1	1	-	-	-	-		Hose clamp	Slangklamma		2
59	1257360-6	1	-	-	-	-		Radiator hose	Kylarslang		1
60	943472-1	1	-	-	-	-		Hose clamp	Slangklamma		2
61	943474-7	1	-	-	-	-		Hose clamp	Slangklamma		2
62	1257041-2	1	-	-	-	-		Nipple	Nippel		3
63	1257295-4	1	-	-	-	-		O-ring	O-ring		2
64	955283-7	1	-	-	-	-		Screw	Skruv		2
65	941907-8	1	-	-	-	-		Spring washer	Fjäderbricka		2
66	1257371-3	1	-	-	-	-		Fan shroud	Fläktkåpa	COMBU	4
67	1257372-1	2	-	-	-	-		Clip	Clips		2
68	965395-7	2	-	-	-	-		Screw	Skruv		2
69	1257462-0	5	-	-	-	-		Non-return valve	Backventil	TROPIC	3
	273728-6	1	-	-	-	-		Thermostat kit	Termostatsats	87°C, 189°F	
										SEE 26•333	1

1) 240 4DRS CH -263592, 240 5DRS CH -755006.
2) 240 4DRS CH 263593-, 240 5DRS CH 755007-.

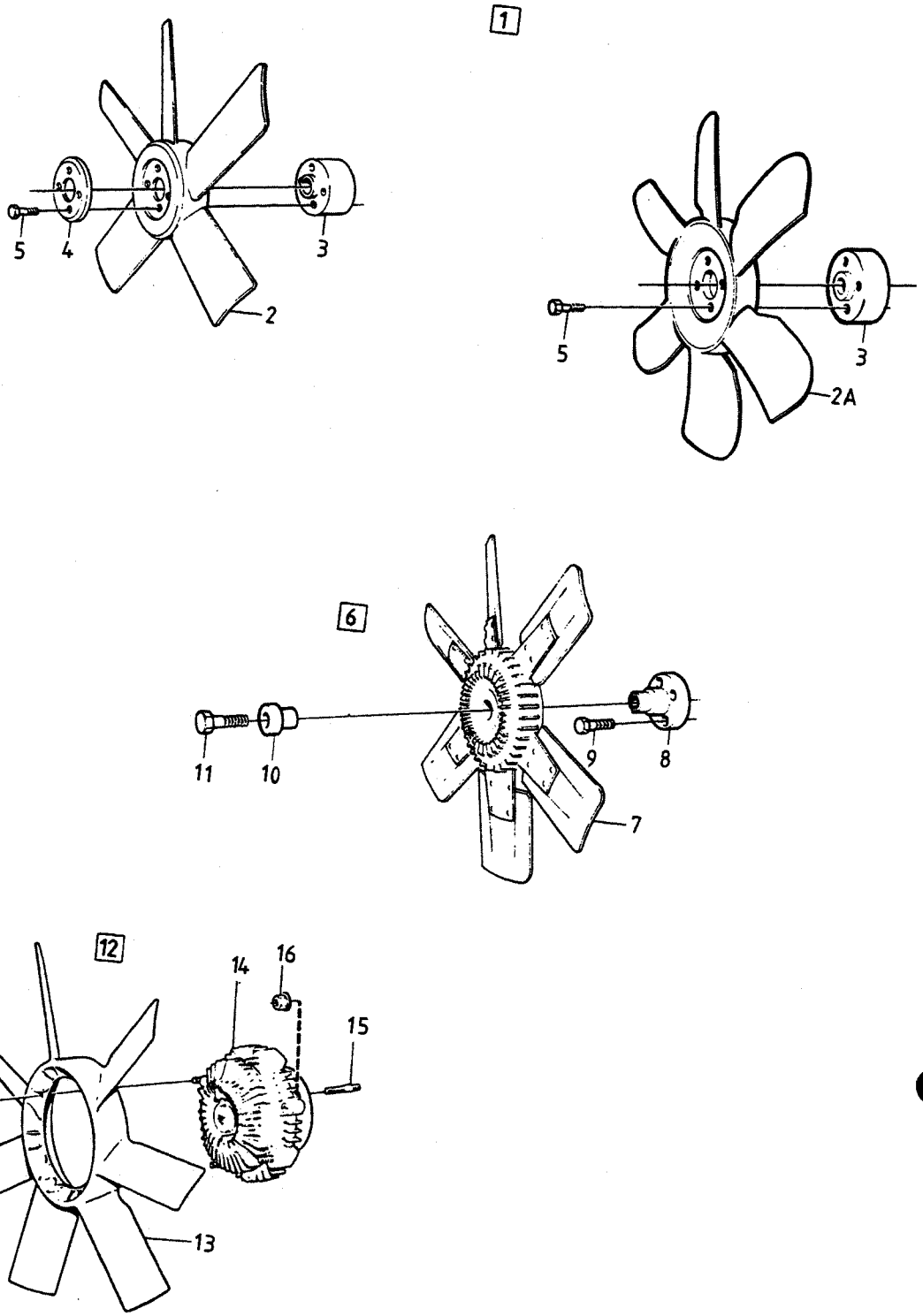

VOLVO PARTS
1 022 36552
(102:1)

A	B200 B230
B	B28
C	D24
D	
E	

FAN — FLÄKT

Group / Grupp: 26

Page / Sida: 329

Fig	Part No. / Artikel nr	Quantity /Antal A	B	C	D	E	P S	Description	Benämning	Notes / Anmärkning	S R
1		1	-	1	-	-	NS	Fan	Fläkt	ALTER 1	
2	463821-9	1	-	-	-	-		•Fan	•Fläkt		2
	463821-9	-	-	1	-	-		•Fan	•Fläkt	W/O COMBU	2
2a	1257866-2	-	-	1	-	-		•Fan	•Fläkt	COMBU	2
3	463302-0	1	-	1	-	-		•Spacer	•Distansstycke		3
4	463301-2	1	-	-	-	-		•Washer	•Bricka		2
	463301-2	-	-	1	-	-		•Washer	•Bricka	W/O COMBU	2
5	948081-5	4	-	4	-	-		•Lock screw	•Låsskruv		2
6		1	-	-	-	-	NS	Fan	Fläkt	ALTER 2	
7	*(1266789)*	1	-	-	-	-	SP	•Slip fan	•Slirfläkt	REPL 1 PCS 1317465-1, 1 PCS 1306259-1, 4 PCS 1266775-4, 8 PCS 945407-5	2
8	463463-0	1	-	-	-	-		•Clutch flange	•Kopplingsfläns		3
9	955274-6	4	-	-	-	-		•Screw	•Skruv		2
10	460530-9	1	-	-	-	-		•Washer	•Bricka		2
11	955320-7	1	-	-	-	-		•Screw	•Skruv		2
12		1	1	-	-	-	NS	Fan thermostatic	Fläkt termoreglerad	ALTER 3	
13	1317465-1	1	1	-	-	-		•Fan	•Fläkt		2
14	1306259-1	1	-	-	-	-		•Slip clutch	•Slirkoppling		3
	1274938-8	-	1	-	-	-		•Slip clutch	•Slirkoppling		3
15	1266775-4	4	4	-	-	-		•Stud	•Pinnskruv		2
16	945407-5	8	8	-	-	-		•Flange nut	•Flänsmutter		2

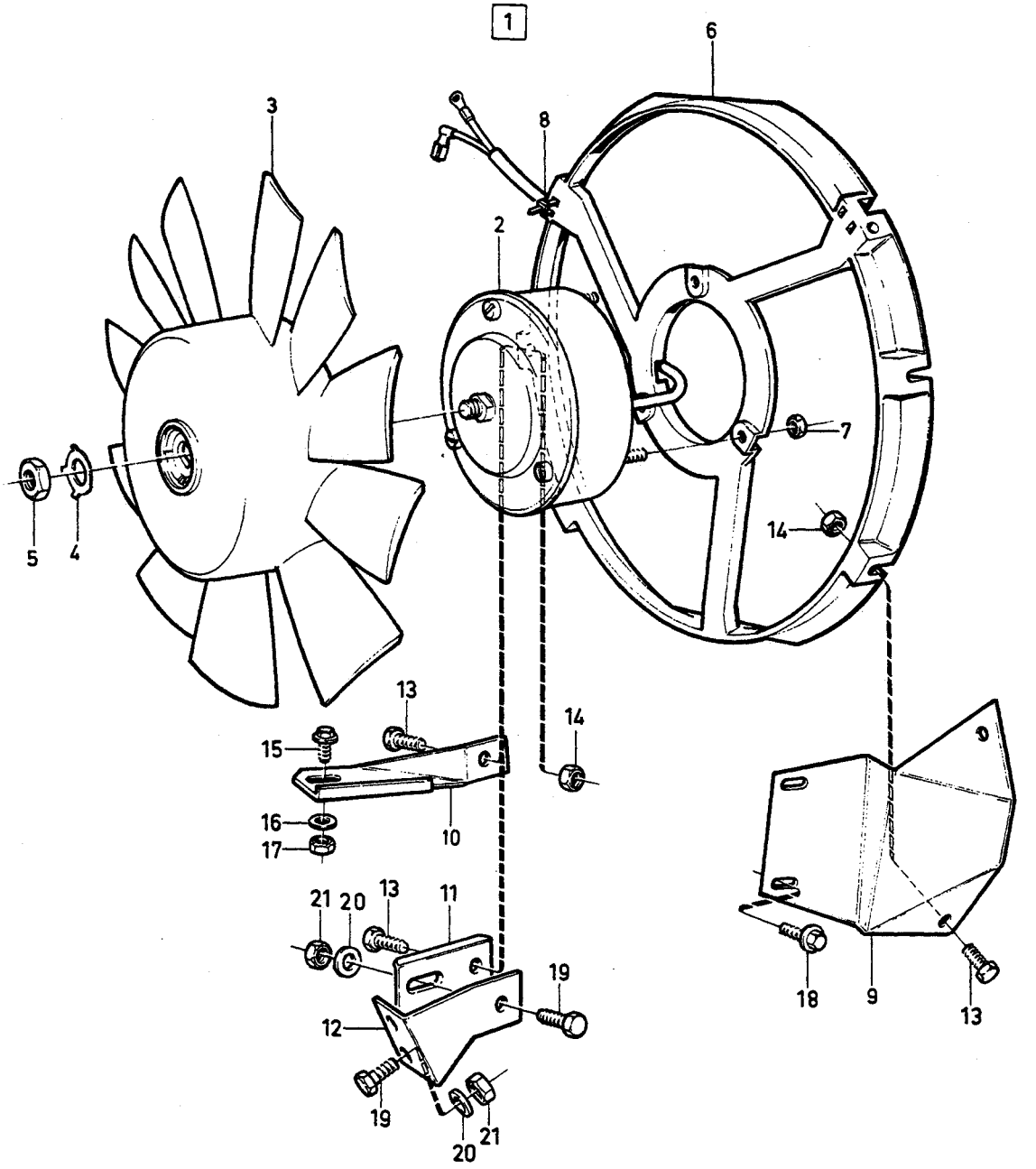

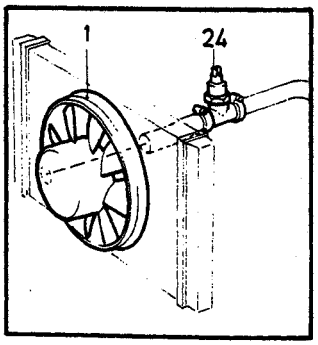

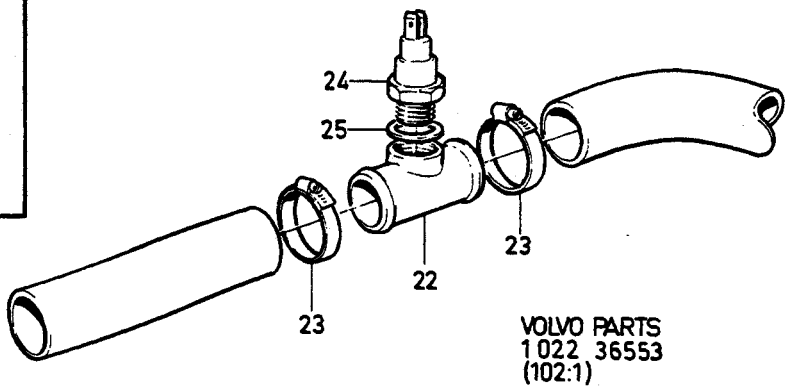

VOLVO PARTS
1022 36553
(102:1)

A	B200 B230
B	B28
C	
D	
E	

ELECTRIC FAN — EL-FLÄKT

Group / Grupp: 26

Page / Sida: 331

Fig	Part No. / Artikel nr	Quantity /Antal A	B	C	D	E	PS	Description	Benämning	Notes / Anmärkning	SR
1		1	1	-	-	-	NS	Electric fan	El-fläkt		
2	1274041-1	1	1	-	-	-		• Fan motor	• Fläktmotor		4
3	1274042-9	1	1	-	-	-		• Fan	• Fläkt		2
4	1274043-7	1	1	-	-	-		• Lock washer	• Låsbricka		2
5	1274044-5	1	1	-	-	-		• Nut	• Mutter		2
6	1274045-2	1	1	-	-	-		• Fan motor retainer	• Fläktmotorhållare		3
7	955780-2	3	3	-	-	-		• Nut	• Mutter		2
8	948211-8	1	1	-	-	-		• Strip clamp	• Bandklamma		2
9	1274050-2	1	1	-	-	-		Bracket, l.h.	Konsol, v		3
10	1274051-0	1	-	-	-	-		Bracket, r.h.	Konsol, h	EXC (J)	3
	1274051-0	-	1	-	-	-		Bracket, r.h.	Konsol, h		3
11	1306343-3	1	-	-	-	-		Bracket, r.h.	Konsol, h	(J)	3
	1306343-3	-	1	-	-	-		Bracket, r.h.	Konsol, h		3
12	1306342-5	1	-	-	-	-		Bracket, r.h.	Konsol, h	(J)	3
	1306342-5	-	1	-	-	-		Bracket, r.h.	Konsol, h		3
13	955269-6	3	3	-	-	-		Screw	Skruv		2
14	945407-5	3	3	-	-	-		Flange nut	Flänsmutter		2
15	965175-3	1	1	-	-	-		Flange screw	Flänsskruv		2
16	960140-2	1	1	-	-	-		Washer	Bricka	(960139)	2
17	945407-5	1	1	-	-	-		Flange nut	Flänsmutter		2
18	945970-2	2	2	-	-	-		Screw	Skruv		2
19	965175-3	3	3	-	-	-		Flange screw	Flänsskruv		2
20	960140-2	3	3	-	-	-		Washer	Bricka	(960139)	2
21	945407-5	3	3	-	-	-		Flange nut	Flänsmutter		2
22	1276187-0	1	-	-	-	-		Connecting pipe	Anslutningsrör	4CYL	3
23	943476-2	2	-	-	-	-		Hose clamp	Slangklamma	4CYL	2
24	1378504-3	1	-	-	-	-		Thermo contact	Termokontakt	(1276229) 4CYL	2
25	18671-8	1	-	-	-	-		Gasket	Packning	4CYL	2



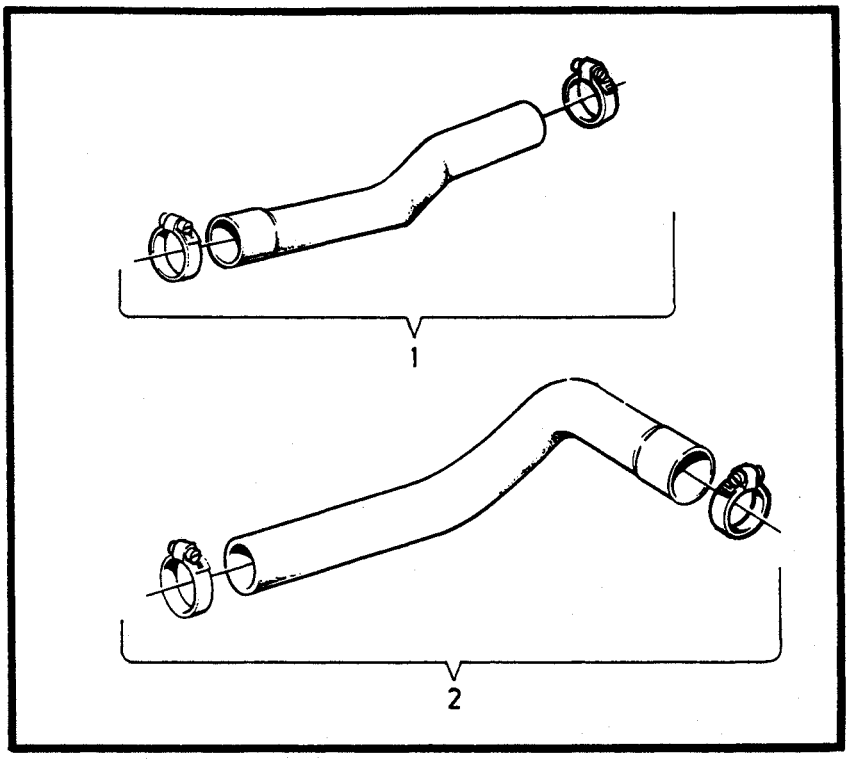

3

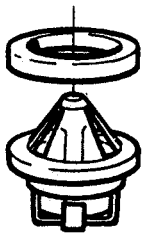

4

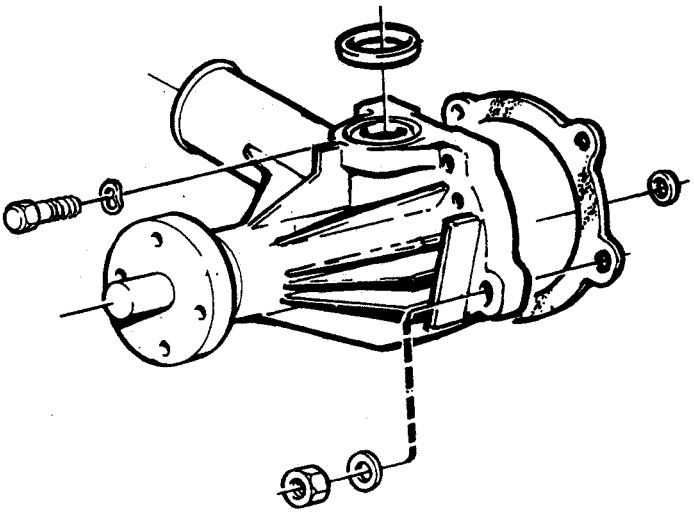

A
B
C
D
E

REPAIR KITS
COOLING SYSTEM

REPARATIONSSATS
KYLSYSTEM

Group
Grupp
26

Page
Sida
333

Fig	Part No. Artikel nr	Quantity /Antal A	B	C	D	E	PS	Description	Benämning	Notes Anmärkning	SR
1	270615-8	1	-	-	-	-		Radiator hose kit rep. upper radiator hose	Kylarslangsats byte av övre kylarslang		1
2	270616-6	1	-	-	-	-		Radiator hose kit	Kylarslangsats		1
3	273459-8	1	-	-	-	-		Thermostat kit	Termostatsats	B200,B230, 87°C-189°F	1
	273307-9	1	-	-	-	-		Thermostat kit	Termostatsats	B200,B230, 92°C-197°F	1
	273320-2	1	-	-	-	-		Thermostat kit	Termostatsats	B28E, 82°C-180°F	1
	273480-4	1	-	-	-	-		Thermostat kit	Termostatsats	B28E, 87°C-189°F	1
	273364-0	1	-	-	-	-		Thermostat kit	Termostatsats	B28E, 92°C-197°F	1
	273728-6	1	-	-	-	-		Thermostat kit	Termostatsats	D24, 87°C-189°F	1
4	271275-0	1	-	-	-	-		Coolant pump kit	Vattenpumpsats	(270559)	2

A
B
C
D
E

SUB GROUP
ENGINE CONTROLS

UNDERGRUPP
MOTORREGLAGE

Group
Grupp
27

Page
Sida
335

1)

Fig	Part No. Artikel nr	Quantity /Antal A	B	C	D	E	PS	Description	Benämning	Notes Anmärkning	SR
		-	-	-	-	-		Accelerator linkage	Gasreglage	SEE **27**•337	
								Control pulley with fittings	Reglagerulle med monteringsdetaljer		
		-	-	-	-	-		•B230A, B200K, B230K	•B230A, B200K, B230K	SEE **27**•339	
		-	-	-	-	-		•B200E, B230E, B230F	•B200E, B230E, B230F	SEE **27**•343	
		-	-	-	-	-		•B28E	•B28E	SEE **27**•345	
		-	-	-	-	-		•D24	•D24	SEE **27**•347	
		-	-	-	-	-		Choke control	Chokereglage	SEE **27**•349	
								Cruise control 1985	Konstantfarthållare 1985		
		-	-	-	-	-		••B200E, B230E, B28E	••B200E, B230E, B28E	SEE **27**•351	
		-	-	-	-	-		••B230F	••B230F	SEE **27**•355	
		-	-	-	-	-		••D24	••D24	SEE **27**•357	
		-	-	-	-	-		•1986-1987	•1986-1987	SEE **27**•359	

1) Engines B17A, B19ET, B21ET, B21FT and related parts are not listed in this catalogue. For the subject engines, please refer to the 240-260 SERIES 1979-1984 catalogue. / Motorer B17A,B19ET,B21ET,B21FT och tillhörande detaljer redovisas ej i denna katalog. Vid behov hänvisas till reservdelskatalog 240-260 SERIES 1979-1984.



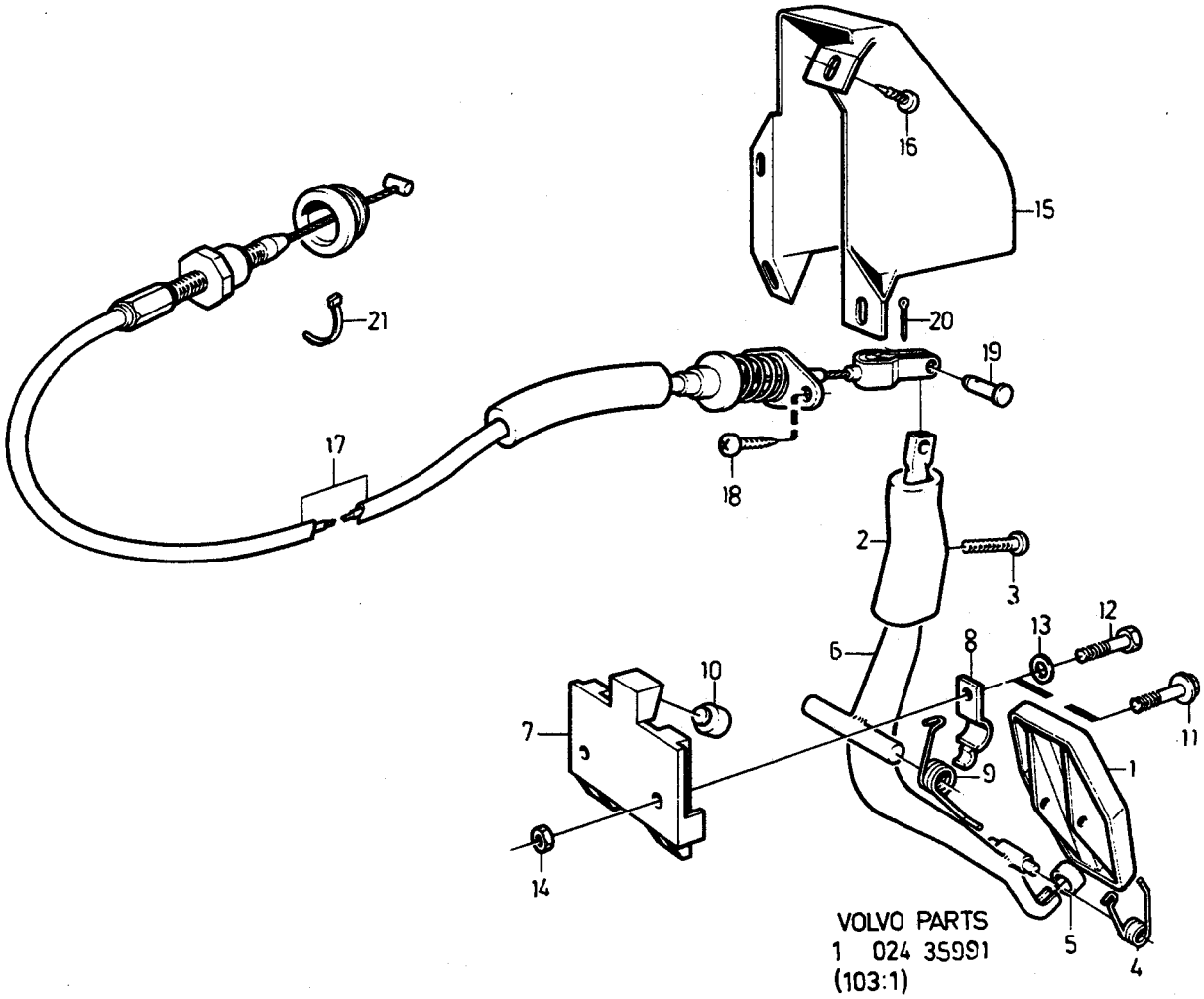

VOLVO PARTS
1 024 35991
(103:1)

A B C D E

ACCELERATOR LINKAGE — GASREGLAGE

Group / Grupp 27

Page / Sida 337

Fig	Part No. Artikel nr	Quantity /Antal A	B	C	D	E	PS	Description	Benämning	Notes Anmärkning	SR
1	1272606-3	1	-	-	-	-		Accelerator pedal	Gaspedal		3
2	1272651-9	1	-	-	-	-		Vibration damper	Svängningsdämpare	D24	4
3	956098-8	1	-	-	-	-		Screw	Skruv	D24	2
4	1206520-7	1	-	-	-	-		Spring	Fjäder		2
5	1221749-3	1	-	-	-	-		Knob	Knopp		3
6	1229443-5	1	-	-	-	-		Lever	Hävarm	L.H.D	4
	1229445-0	1	-	-	-	-		Lever	Hävarm	R.H.D	4
7	1330781-4	1	-	-	-	-		Bearing	Lager		2
8	1272618-8	2	-	-	-	-		Cap	Överfall		2
9	1205927-5	1	-	-	-	-		Spring	Fjäder		2
10	667751-2	1	-	-	-	-		Buffer	Buffert		2
11	949943-5	2	-	-	-	-		Screw	Skruv	L.H.D	2
12	940101-9	2	-	-	-	-		Screw	Skruv	R.H.D	2
13	955892-5	2	-	-	-	-		Washer	Bricka	R.H.D	2
14	946035-3	2	-	-	-	-		Lock nut	Låsmutter	R.H.D	2
☆ 15	3536068-4	1	-	-	-	-		Cover	Kåpa	L.H.D	5
☆ 16	969473-8	3	-	-	-	-		Screw	Skruv	(946451)	2
17	1272507-3	1	-	-	-	-		Throttle control cable	Gasreglagewire	B230A, L.H.D	1
	1228952-6	1	-	-	-	-		Throttle control cable	Gasreglagewire	B230A, R.H.D	1
	1389394-6	1	-	-	-	-		Throttle control cable	Gasreglagewire	B200K, B230K, L.H.D	1
	1359003-9	1	-	-	-	-		Throttle control cable	Gasreglagewire	B200K, B230K, R.H.D	1
	1272897-8	1	-	-	-	-		Throttle control cable	Gasreglagewire	B200E, B230E, L.H.D	1
	1272898-6	1	-	-	-	-		Throttle control cable	Gasreglagewire	B200E, B230E, R.H.D	1
	1389722-8	1	-	-	-	-		Throttle control cable	Gasreglagewire	B230F, L.H.D	1
	1389096-7	1	-	-	-	-		Throttle control cable	Gasreglagewire	B230F, R.H.D	1
	1272986-9	1	-	-	-	-		Throttle control cable	Gasreglagewire	B28E, L.H.D	1
	1272987-7	1	-	-	-	-		Throttle control cable	Gasreglagewire	B28E, R.H.D	1
	1272669-1	1	-	-	-	-		Throttle control cable	Gasreglagewire	D24, L.H.D	1
☆ 18	969476-1	2	-	-	-	-		Screw	Skruv	(955141)	2
19	952704-5	1	-	-	-	-		Bolt	Bult		2
20	907824-7	1	-	-	-	-		Split pin	Saxpinne		2
21	948211-8	1	-	-	-	-		Strip clamp	Bandklamma		2
22		-	-	-	-	-		Control bobbin	Reglagerulle		
		-	-	-	-	-		B200K, B230A	B200K, B230A	SEE 27 • 339	
		-	-	-	-	-		B200E, B230E, B230F	B200E, B230E, B230F	SEE 27 • 343	
		-	-	-	-	-		B28E	B28E	SEE 27 • 345	
		-	-	-	-	-		D24	D24	SEE 27 • 347	



1

B 230 A

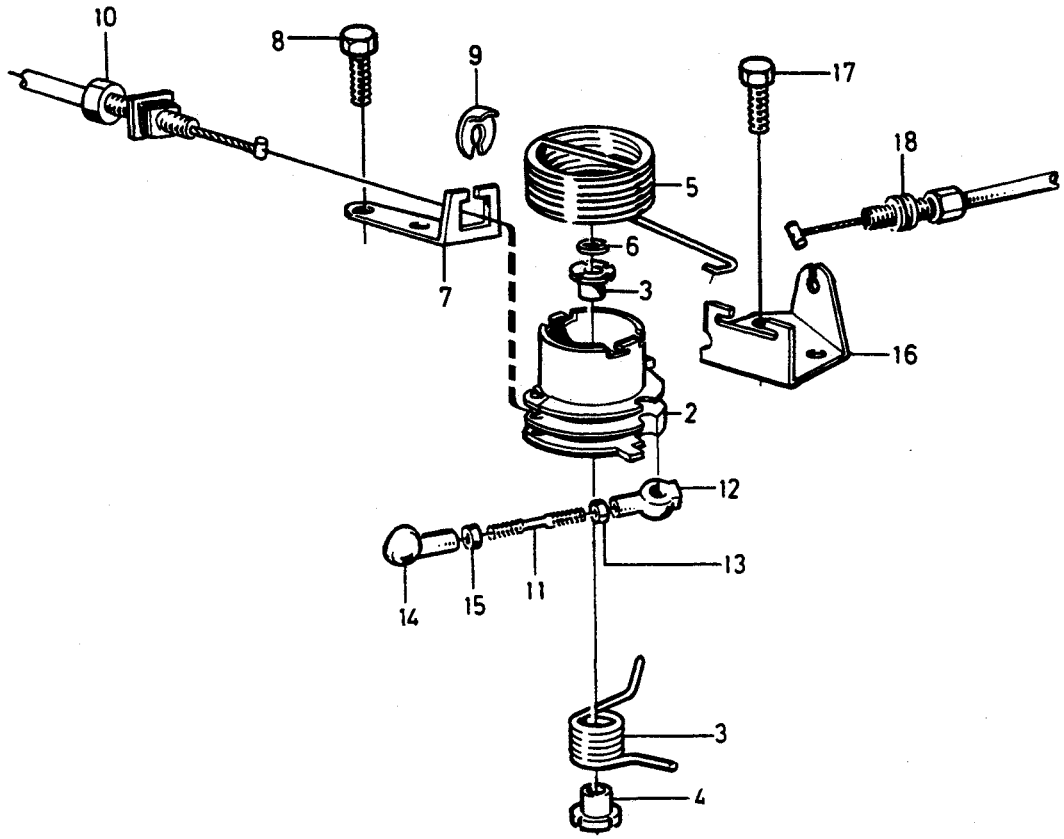

19

B 200K, B230 K

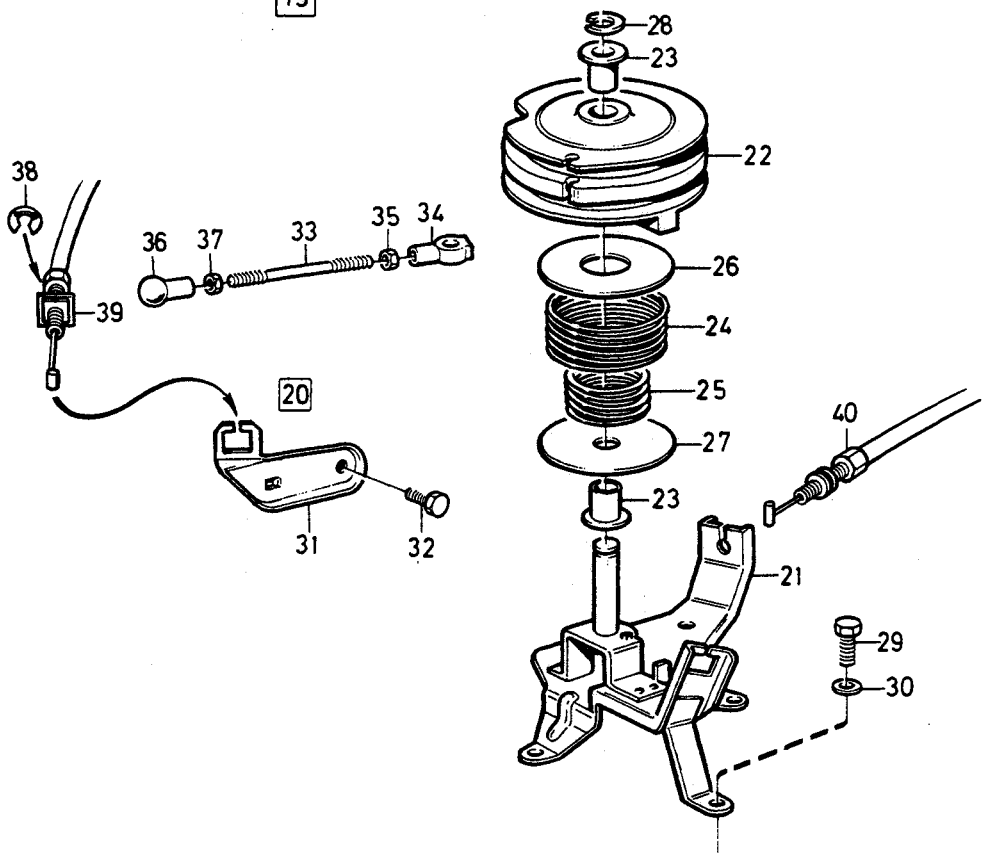

©VOLVO
Genuine Parts

A	B230A
B	-1986, B200K
C	1987, B200K. B230K
D	
E	

CONTROL PULLEY WITH FITTINGS — REGLAGERULLE MED MONTERINGSDETALJER

Group / Grupp 27

Page / Sida 339

B230A, B200K, B230K

Fig	Part No. / Artikel nr	Quantity / Antal A	B	C	D	E	PS	Description	Benämning	Notes / Anmärkning	SR
1		1	-	-	-	-		Control bobbin with fittings	Reglagerulle med monteringsdetaljer		
2	1336996-2	1	-	-	-	-		•Control bobbin	•Reglagerulle		3
3	1276512-9	2	-	-	-	-		•Bushing	•Bussning		2
4	463777-3	1	-	-	-	-		•Spring	•Fjäder		2
5	463776-5	1	-	-	-	-		•Spring	•Fjäder		2
6	951669-1	1	-	-	-	-		•E-circlip	•Spårryttare		2
7	1276258-9	1	-	-	-	-		•Bracket	•Konsol		3
8	955271-2	2	-	-	-	-		•Screw	•Skruv	(955270)	2
9	947515-3	1	-	-	-	-		•E-circlip	•Spårryttare		2
10		1	-	-	-	-		Control cable	Reglagewire	SEE **27**•337	
11	947798-5	1	-	-	-	-		•Control rod	•Reglerstång		2
12	946703-6	1	-	-	-	-		•Ball socket	•Kulskål		3
13	955780-2	1	-	-	-	-		•Nut	•Mutter		2
14	946704-4	1	-	-	-	-		•Ball socket	•Kulskål		3
15	942836-8	1	-	-	-	-		•Nut	•Mutter		2
16	1219619-2	1	-	-	-	-		•Bracket	•Konsol		3
17	955271-2	2	-	-	-	-		•Screw	•Skruv	(955270)	2
18		-	-	-	-	-		Cable	Kabel	SEE **43**•679	
19		-	1	-	-	-		Control bobbin with fittings	Reglagerulle med monteringsdetaljer		
20	1357205-2	-	1	-	-	-		•Control bobbin	•Reglagerulle	B200K 499850,499851, 499946	4
	1367194-6	-	1	-	-	-		•Control bobbin	•Reglagerulle	B200K 499848,499849, 499932,499933,499952, 499953,499968	4
	1389250-0	-	-	1	-	-		•Control bobbin	•Reglagerulle		4
21		-	1	1	-	-	NS	••Bracket	••Konsol		
22		-	1	1	-	-	NS	••Control bobbin	••Reglagerulle		
23		-	2	-	-	-		••Bushing	••Bussning		
	1276512-9	-	-	2	-	-		••Bushing	••Bussning		2
24	1306243-5	-	1	-	-	-		••Spring	••Fjäder		2
	1306244-3	-	-	1	-	-		••Spring	••Fjäder		2
25	1269342-0	-	1	-	-	-		••Spring	••Fjäder	B200K 499850,499851, 499946	2
	1274240-9	-	-	1	-	-		••Spring	••Fjäder		2
26	1306245-0	-	1	1	-	-		••Spring guide	••Fjäderstyrning		3
27	1306246-8	-	1	1	-	-		••Spring guide	••Fjäderstyrning		3
28	951669-1	-	1	1	-	-		••E-circlip	••Spårryttare		2
29	942001-9	-	2	2	-	-		•Screw	•Skruv	(966802)	2
30	955892-5	-	2	2	-	-		•Washer	•Bricka		2
31	1357210-2	-	1	1	-	-		•Bracket	•Konsol	R.H.D	4
32	948746-3	-	1	1	-	-		•Flange screw	•Flänsskruv	R.H.D	2
33	943315-2	-	1	1	-	-		•Control rod	•Reglerstång		2
34	946703-6	-	1	1	-	-		•Ball socket	•Kulskål		3
35	955780-2	-	1	1	-	-		•Nut	•Mutter		2
36	946704-4	-	1	1	-	-		•Ball socket	•Kulskål		3
37	942836-8	-	1	1	-	-		•Nut	•Mutter		2
38	947515-3	-	1	1	-	-		•E-circlip	•Spårryttare		2

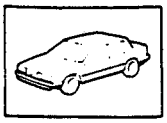

1

B 230 A

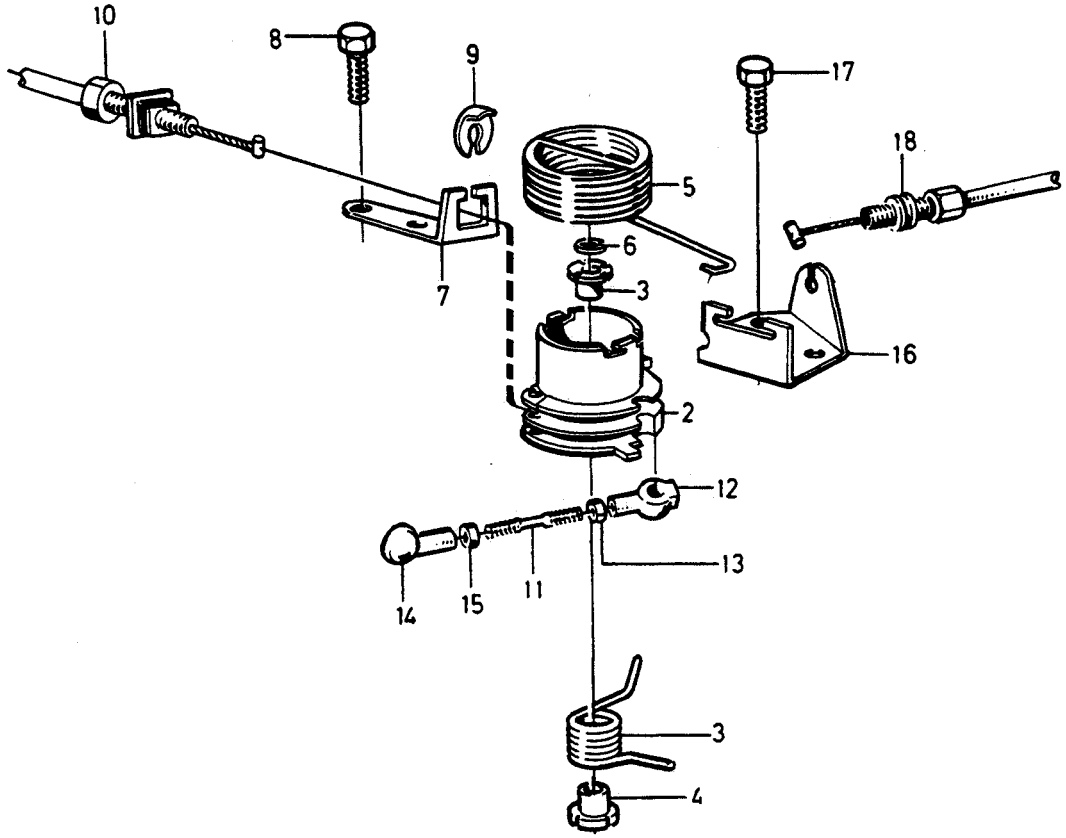

19

B 200K, B230 K

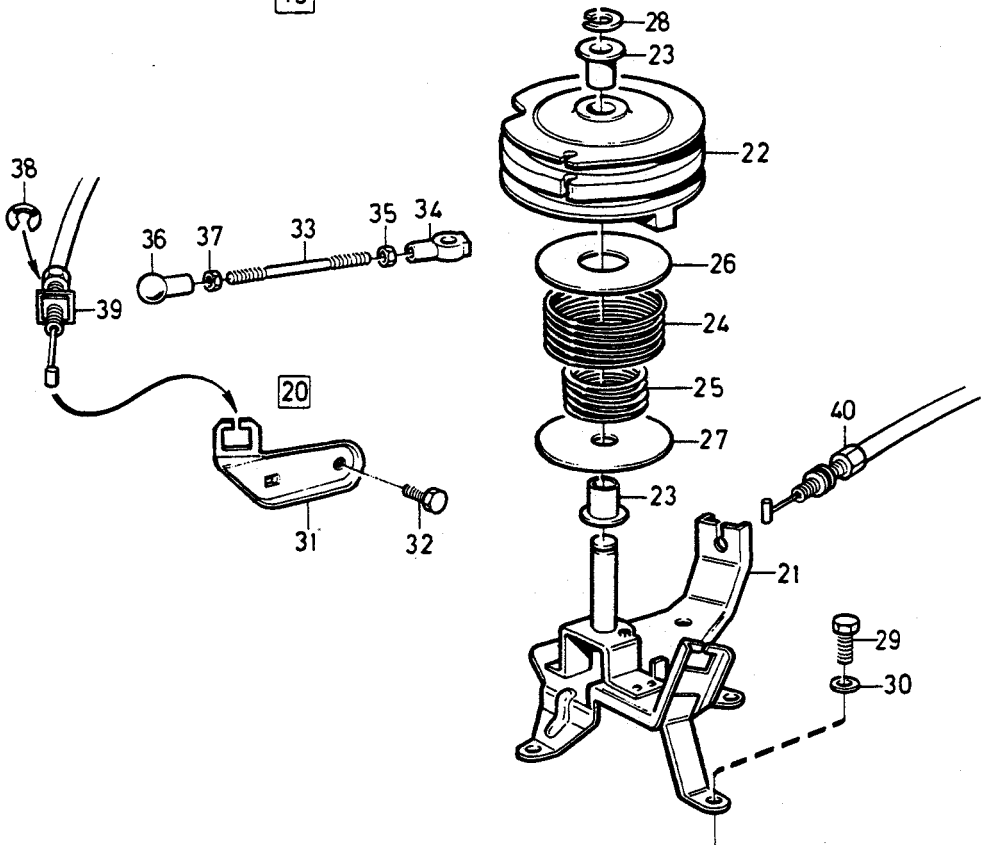

©VOLVO
Genuine Parts

A	B230A	CONTROL PULLEY WITH FITTINGS REGLAGERULLE MED MONTERINGSDETALJER	Group Grupp 27
B	-1986, B200K		
C	1987, B200K. B230K		Page Sida 341
D			
E		B230A, B200K, B230K	

Fig	Part No. Artikel nr	Quantity /Antal A	B	C	D	E	PS	Description	Benämning	Notes Anmärkning	SR
39		-	1	1	-	-		Control cable	Reglagewire	SEE 27•337	
40		-	1	1	-	-		•Cable	•Kabel	SEE 43•669	
38	947515-3	-	1	1	-	-		•E-circlip	•Spårryttare		2

B 200E, B 230E



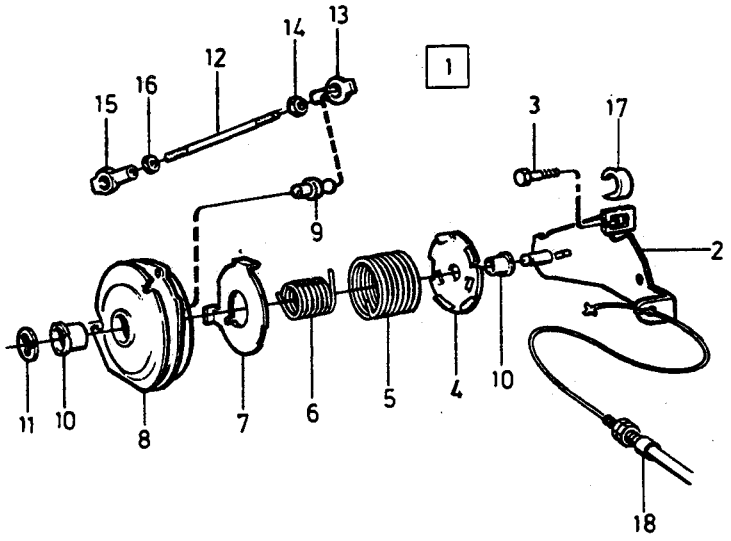

B230F

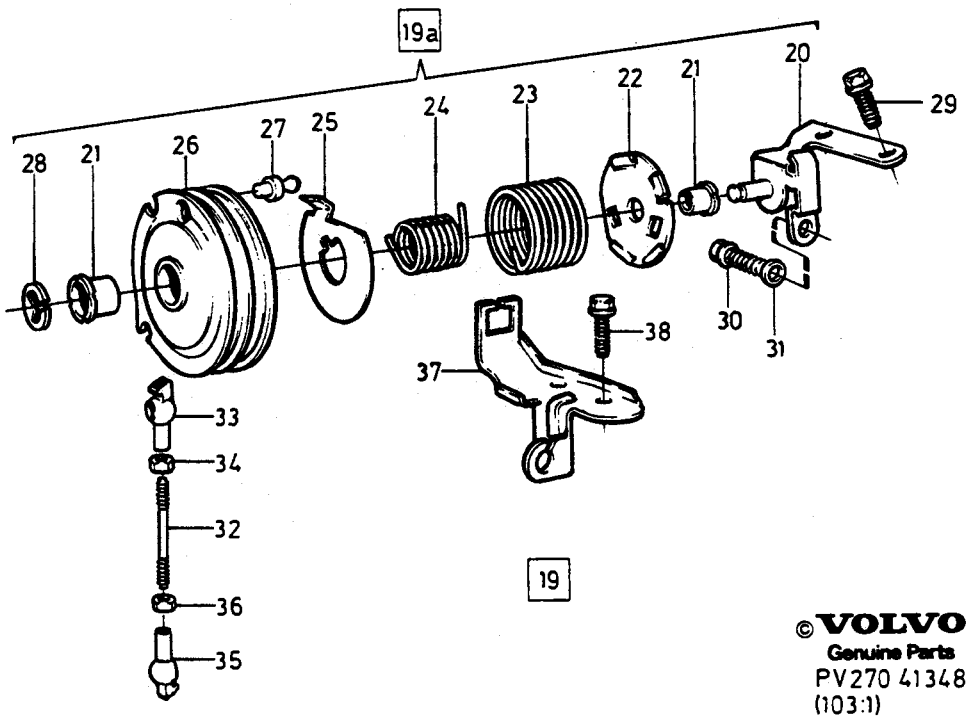

©VOLVO
Genuine Parts
PV270 41348
(103:1)

A	B200E, B230E
B	B230F
C	
D	
E	

CONTROL PULLEY WITH FITTINGS — REGLAGERULLE MED MONTERINGSDETALJER

Group / Grupp 27

Page / Sida 343

B200E, B230E, B230F

Fig	Part No. Artikel nr	Quantity /Antal A	B	C	D	E	PS	Description	Benämning	Notes Anmärkning	SR
1		-	-	-	-	-		Control pulley with fittings	Reglagerulle med monteringsdetaljer		
2	1306758-2	1	-	-	-	-		•Bracket	•Konsol		3
3	955271-2	2	-	-	-	-		•Screw	•Skruv	LG 16 mm	2
	965175-3	1	-	-	-	-		•Flange screw	•Flänsskruv	LG 12 mm	2
	946934-7	1	-	-	-	-		•Flange screw	•Flänsskruv	LG 20 mm	2
4	1306246-8	1	-	-	-	-		•Spring guide	•Fjäderstyrning		3
5	1306243-5	1	-	-	-	-		•Spring	•Fjäder		2
6	1269342-0	1	-	-	-	-		•Spring	•Fjäder		2
7	1306245-0	1	-	-	-	-		•Spring guide	•Fjäderstyrning		3
8	1306959-6	1	-	-	-	-		•Control bobbin	•Reglagerulle		4
9	1257291-3	1	-	-	-	-		••Ball stud	••Kulbult		3
10	1276512-9	2	-	-	-	-		•Bushing	•Bussning		2
11	951669-1	1	-	-	-	-		•E-circlip	•Spårryttare		2
12	944728-5	1	-	-	-	-		•Control rod	•Reglerstång		3
13	946703-6	1	-	-	-	-		•Ball socket	•Kulskål		3
14	955780-2	1	-	-	-	-		•Nut	•Mutter		2
15	946704-4	1	-	-	-	-		•Ball socket	•Kulskål		3
16	942836-8	1	-	-	-	-		•Nut	•Mutter		2
17	947515-3	1	-	-	-	-		•E-circlip	•Spårryttare		2
18		1	-	-	-	-		•Control cable	•Reglagewire	SEE 43•633	
19		-	-	-	-	-		Control pulley with fittings	Reglagerulle med monteringsdetaljer		
19a	1332281-3	-	1	-	-	-		•Throttle control	•Gasreglage		5
20	1332282-1	-	1	-	-	-		••Bracket	••Konsol		4
21	1276512-9	-	2	-	-	-		••Bushing	••Bussning		2
22	1306246-8	-	1	-	-	-		••Spring guide	••Fjäderstyrning		3
23	1306243-5	-	1	-	-	-		••Spring	••Fjäder		2
24	1269342-0	-	1	-	-	-		••Spring	••Fjäder		2
25	1306245-0	-	1	-	-	-		••Spring guide	••Fjäderstyrning		3
26	1326345-4	-	1	-	-	-		••Control bobbin	••Reglagerulle		4
27	1257291-3	-	1	-	-	-		•••Ball stud	•••Kulbult		3
28	951669-1	-	1	-	-	-		••E-circlip	••Spårryttare		2
29	948746-3	-	2	-	-	-		•Flange screw	•Flänsskruv		2
30	955276-1	-	1	-	-	-		•Screw	•Skruv		2
31	955892-5	-	1	-	-	-		•Washer	•Bricka		2
32	1336156-3	-	1	-	-	-		•Pull rod	•Dragstång		4
33	946703-6	-	1	-	-	-		•Ball socket	•Kulskål		3
34	955780-2	-	1	-	-	-		•Nut	•Mutter		2
35	946704-4	-	1	-	-	-		•Ball socket	•Kulskål		3
36	942836-8	-	1	-	-	-		•Nut	•Mutter		2
37	1332284-7	-	1	-	-	-		•Bracket	•Konsol		4
38	948746-3	-	1	-	-	-		•Flange screw	•Flänsskruv		2



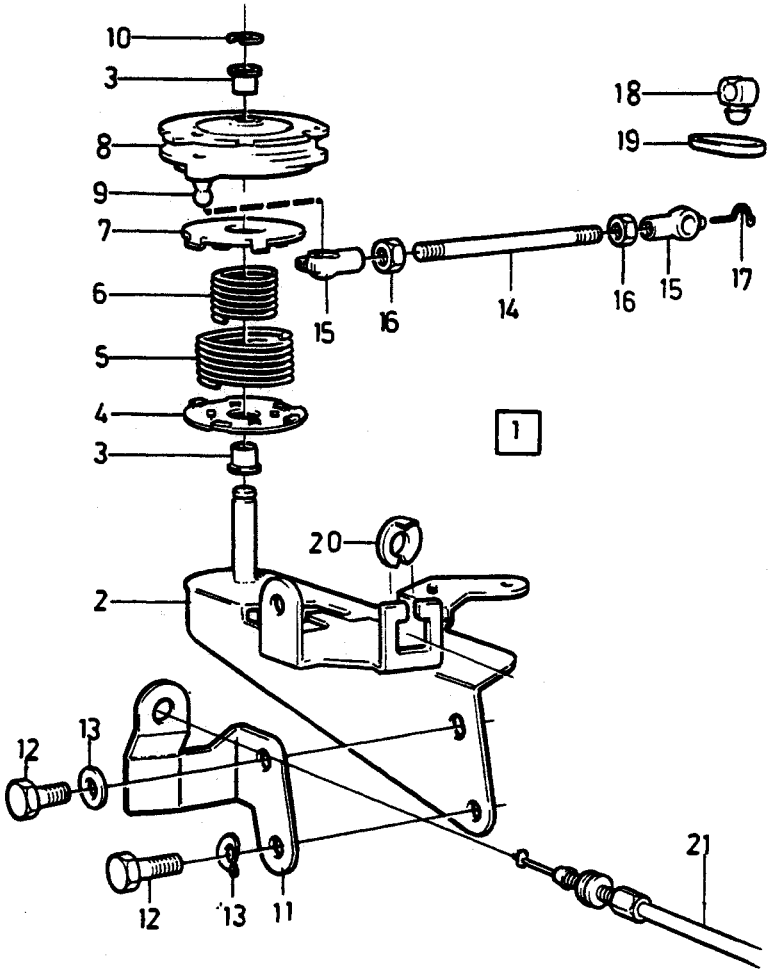

©VOLVO
Genuine Parts

A
B
C
D
E

CONTROL PULLEY WITH FITTINGS — REGLAGERULLE MED MONTERINGSDETALJER

Group / Grupp 27

Page / Sida 345

B28E

Fig	Part No. / Artikel nr	Quantity /Antal A	B	C	D	E	PS	Description	Benämning	Notes / Anmärkning	SR
1		-	-	-	-	-		Control pulley with fittings	Reglagerulle med monteringsdetaljer		
2	1269335-4	1	-	-	-	-		• Bracket	• Konsol		3
3	1276512-9	2	-	-	-	-		• Bushing	• Bussning		2
4	1306246-8	1	-	-	-	-		• Spring guide	• Fjäderstyrning		3
5	1306243-5	1	-	-	-	-		• Spring	• Fjäder		2
6	1269342-0	1	-	-	-	-		• Spring	• Fjäder		2
7	1306245-0	1	-	-	-	-		• Spring guide	• Fjäderstyrning		3
8	1269647-2	1	-	-	-	-		• Control bobbin	• Reglagerulle		4
9	1257291-3	1	-	-	-	-		•• Ball stud	•• Kulbult		3
10	951669-1	1	-	-	-	-		• E-circlip	• Spårryttare		2
11	1269345-3	1	-	-	-	-		• Bracket	• Konsol	AUTO.TRANS	3
12	946515-4	2	-	-	-	-		• Screw	• Skruv		2
13	946599-8	2	-	-	-	-		• Spring washer	• Fjäderbricka		2
14	943547-0	1	-	-	-	-		• Control rod	• Reglerstång		2
15	959088-6	1	-	-	-	-		• Ball socket	• Kulskål		3
	942837-6	1	-	-	-	-		• Ball socket left-hand thread ..	• Kulskål vänstergängad		2
16	955780-2	1	-	-	-	-		• Nut	• Mutter		2
	942836-8	1	-	-	-	-		• Nut left-hand thread	• Mutter vänstergängad		2
17	959093-6	2	-	-	-	-		• Brace	• Bygel		2
18	*1219375*	1	-	-	-	-	OP	• Bracket	• Konsol		2
19	1306511-5	1	-	-	-	-		• Retainer	• Hållare	(1219292)	2
20	947515-3	1	-	-	-	-		• E-circlip	• Spårryttare		2
21		-	-	-	-	-		• Control cable	• Reglagewire	SEE 43 • 647	

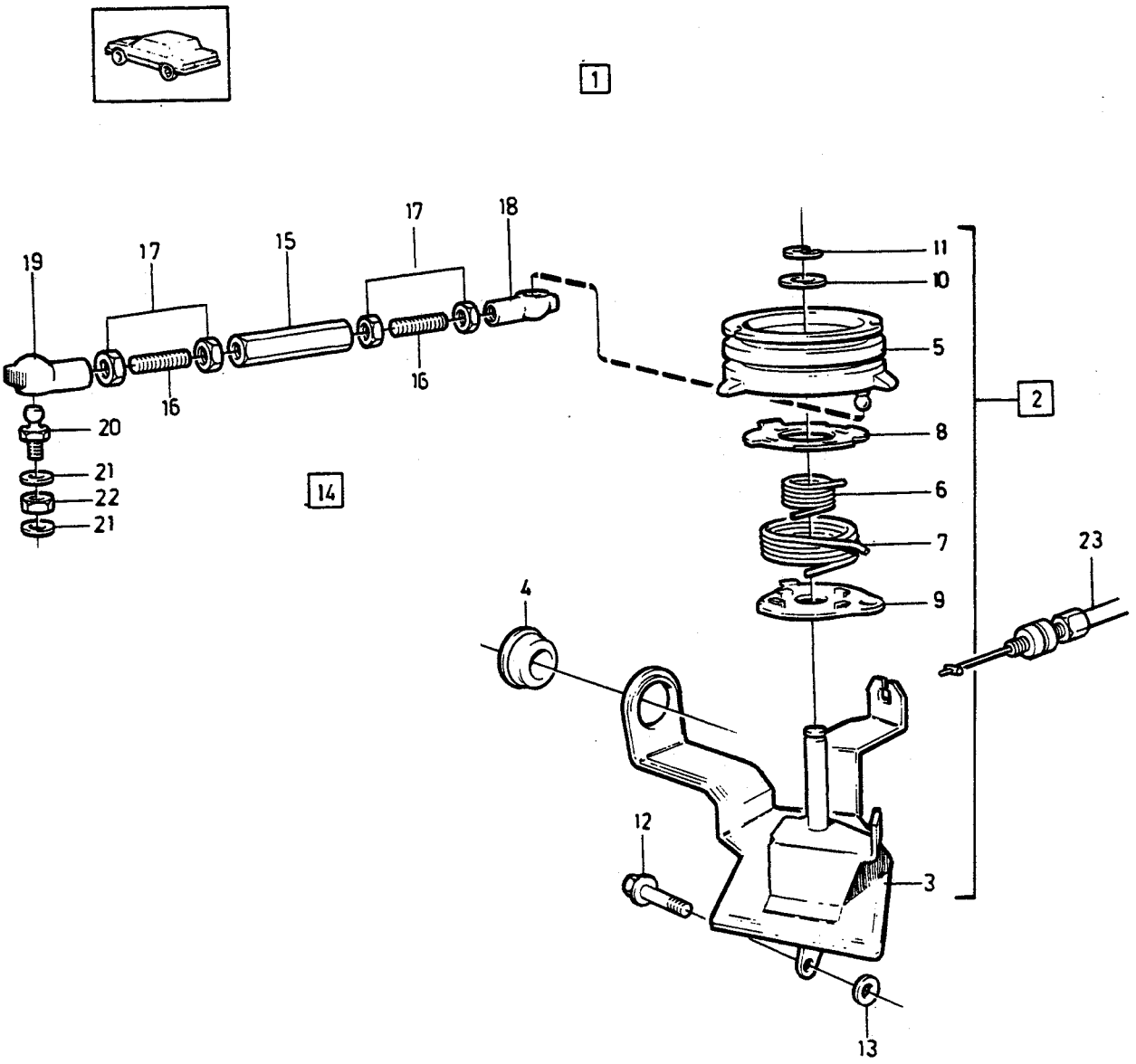

©VOLVO
Genuine Parts
PV 270 41469
(103:1)

A B C D E

CONTROL PULLEY WITH FITTINGS — REGLAGERULLE MED MONTERINGSDETALJER

Group / Grupp 27

Page / Sida 347

D24

Fig	Part No. / Artikel nr	Quantity /Antal A	B	C	D	E	PS	Description	Benämning	Notes / Anmärkning	SR
1		-	-	-	-	-		Control pulley with fittings	Reglagerulle med monteringsdetaljer		
2	1328488-0	1	-	-	-	-		•Throttle control	•Gasreglage		4
3		1	-	-	-	-		••Bracket	••Konsol		
4	1257284-8	1	-	-	-	-		••Rubber bushing	••Gummibussning		2
5	1257834-0	1	-	-	-	-		••Control bobbin	••Reglagerulle		2
6	1257837-3	1	-	-	-	-		••Spring	••Fjäder		2
7	1257836-5	1	-	-	-	-		••Spring	••Fjäder		2
8	1257728-4	1	-	-	-	-		••Spring guide	••Fjäderstyrning		3
9	1257729-2	1	-	-	-	-		••Spring guide	••Fjäderstyrning		3
10	955894-1	1	-	-	-	-		••Washer	••Bricka		2
11	951669-1	1	-	-	-	-		••E-circlip	••Spårryttare		2
12	965175-3	3	-	-	-	-		•Flange screw	•Flänsskruv	MAN.TRANS LG 12 mm	2
	965175-3	1	-	-	-	-		•Flange screw	•Flänsskruv	AUTO.TRANS LG 12 mm	2
	946544-4	2	-	-	-	-		•Flange screw	•Flänsskruv	AUTO.TRANS LG 16 mm	2
13	960140-2	X	-	-	-	-		•Washer	•Bricka	(960139) AUTO.TRANS	2
14	1257702-9	1	-	-	-	-		•Pull rod	•Dragstång		3
15	1257702-9	1	-	-	-	-		••Pull rod	••Dragstång		3
16		2	-	-	-	-	NS	••Stud	••Pinnskruv		
17	942836-8	2	-	-	-	-		••Nut left-hand thread	••Mutter vänstergängad		2
	955780-2	2	-	-	-	-		••Nut	••Mutter		2
18	946703-6	1	-	-	-	-		••Ball socket	••Kulskål		3
19	946704-4	1	-	-	-	-		••Ball socket	••Kulskål		3
20	959083-7	1	-	-	-	-		•Ball stud	•Kulbult		2
21	940090-4	2	-	-	-	-		•Washer	•Bricka		2
22	946577-4	1	-	-	-	-		•Lock nut	•Låsmutter		2
23		1	-	-	-	-		•Control cable	•Reglagewire	SEE 43•643	

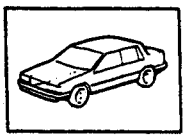

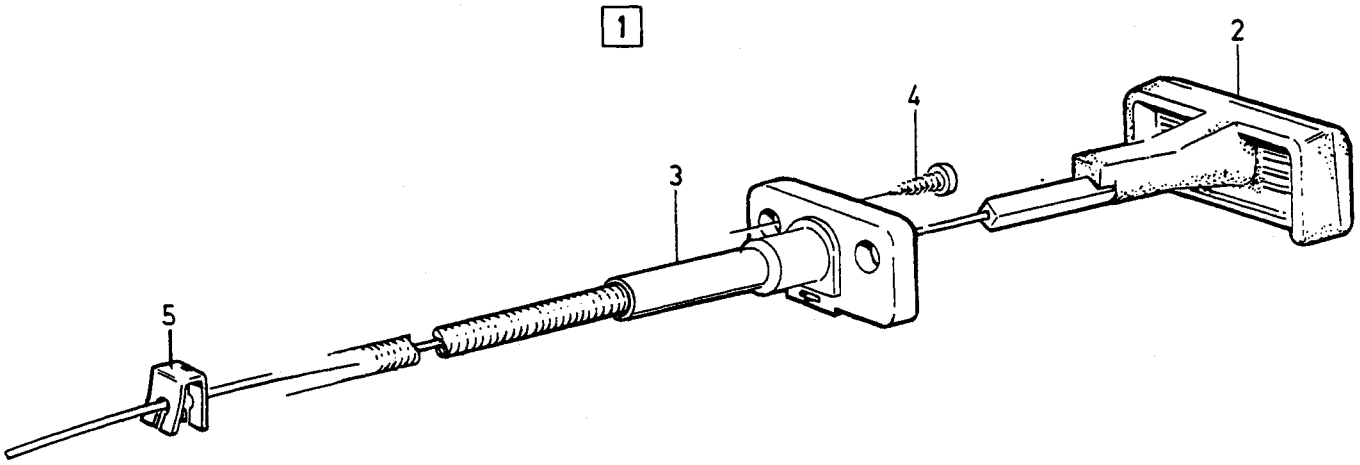



VOLVO
Genuine Parts
PV 270 47523

A	B200K
B	B230A
C	B230K
D	
E	

CHOKE CONTROL — CHOKEREGLAGE

Group / Grupp: 27

Page / Sida: 349

B200K, B230A, B230K

Fig	Part No. / Artikel nr	Quantity / Antal A	B	C	D	E	PS	Description	Benämning	Notes / Anmärkning	SR
1	*(1359107)*	1	-	-	-	-	SP	Choke cable	Chokewire	MARKED blue REPL 1 PCS 9122002-0, 1 PCS 9122003-8	1
	(1359127)	1	1	-	-	-	SP	Choke cable	Chokewire	MARKED yellow REPL 1 PCS 9122002-0, 1 PCS 9122003-8	1
	(1359108)	1	-	-	-	-	SP	Choke cable	Chokewire	MARKED red REPL 1 PCS 9122002-0, 1 PCS 9122003-8	1
	(1359106)	1	1	-	-	-	SP	Choke cable	Chokewire	MARKED green REPL 1 PCS 9122002-0, 1 PCS 9122003-8	1
	(1359128)	-	1	-	-	-	SP	Choke cable	Chokewire	MARKED white REPL 1 PCS 9122002-0 1 PCS 9122003-8	1
	1389388-8	-	-	1	-	-		Choke cable	Chokewire	L.H.D	1
	3517238-6	-	-	1	-	-		Choke cable	Chokewire	R.H.D	1
2	9122002-0	1	1	-	-	-		• Pull rod	• Dragstång	(1228686) -1986	2
	9122002-0	1	-	1	-	-		• Pull rod	• Dragstång	(1389091) 1987	2
3	9122003-8	1	1	-	-	-		• Guide sleeve	• Styrhylsa	(1273810) -1986	2
	9122003-8	1	-	1	-	-		• Guide sleeve	• Styrhylsa	(1389499) 1987	2
4	947339-8	2	2	2	-	-		Screw	Skruv		2
5	1211599-4	1	1	1	-	-		Lock spring	Låsfjäder		2
6	1221779-0	1	1	1	-	-		Grommet	Genomföring	R.H.D	2
7	1274584-0	-	-	1	-	-		Hose retainer	Slanghållare	L.H.D	3
8	1389984-4	-	-	1	-	-		Retainer	Hållare	L.H.D	3
9	948211-8	-	-	1	-	-		Strip clamp	Bandklamma	R.H.D	2
10	1211599-4	-	1	-	-	-		Lock spring	Låsfjäder		2

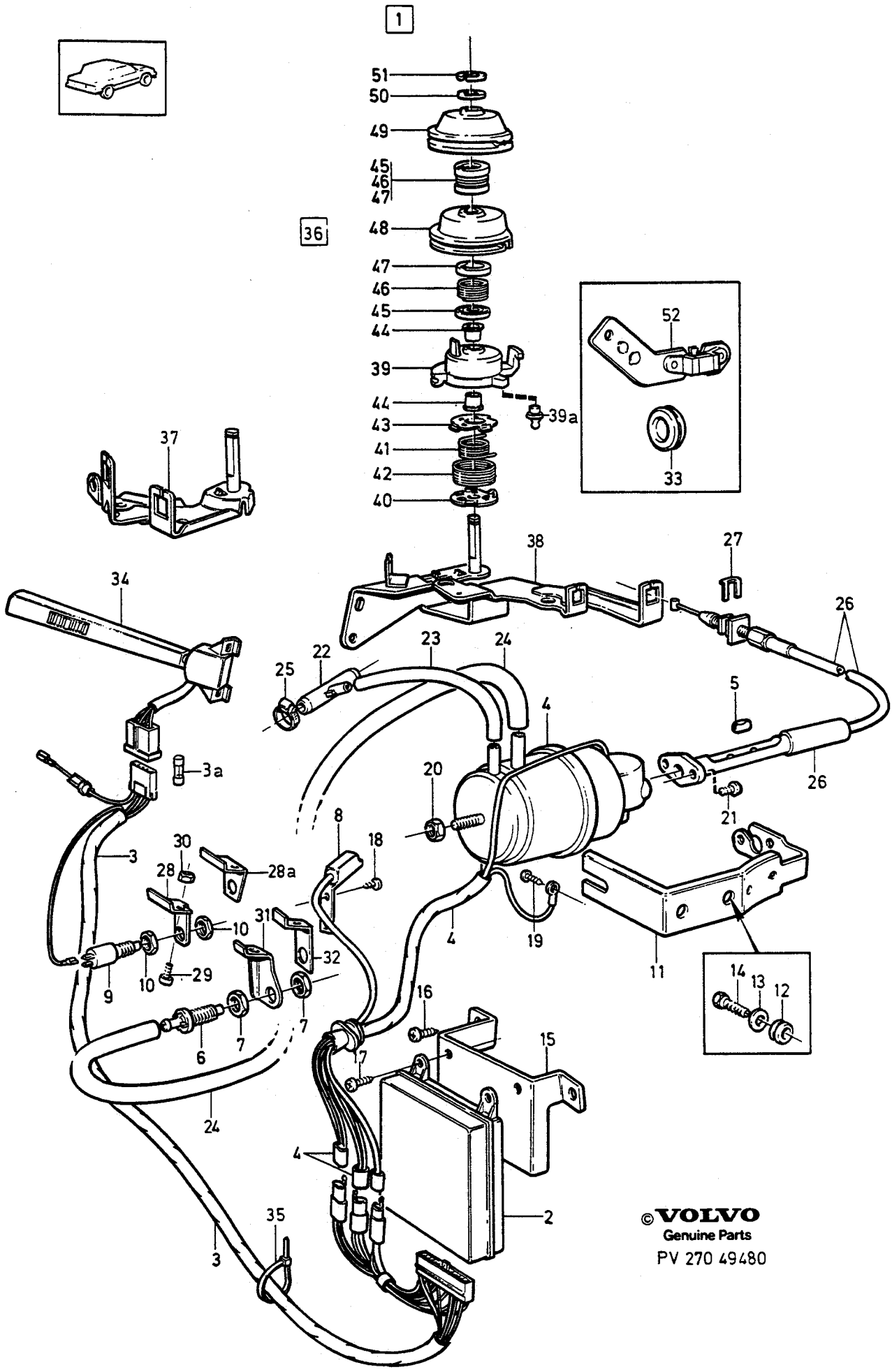

©VOLVO
Genuine Parts
PV 270 49480

A	B200E B230E
B	B28E
C	
D	
E	

CRUISE CONTROL — KONSTANTFARTHÅLLARE

Group / Grupp 27

Page / Sida 351

B200E, B230E, B28E - 1985

Fig	Part No. Artikel nr	Quantity /Antal A	B	C	D	E	PS	Description	Benämning	Notes Anmärkning	SR
1	1333962-7	1	1	-	-	-		Cruise control kit	Konstantfarthållarsats		6
2	1348132-0	1	1	-	-	-		• Regulator	• Regulator		4
3	*1272257*	1	1	-	-	-	OP	• Cable harness	• Ledningsmatta		5
4	1272796-2	1	1	-	-	-		• Servo unit	• Servoenhet		4
5	1272259-1	1	1	-	-	-		• • Connector	• • Skarvdon		2
6	1272260-9	1	1	-	-	-		• Vacuum valve	• Vakuumventil		4
7	1272287-2	2	2	-	-	-		• Nut	• Mutter		2
8	1272261-7	1	1	-	-	-		• Retardation breaker	• Retardationsbrytare		4
9	1235238-1	1	1	-	-	-		• Switch	• Brytkontakt		3
10	1235237-3	2	2	-	-	-		• Nut	• Mutter		2
	1128725-7	1	-	-	-	-		Mounting kit Cruise control	Monteringssats Konstantfarthållare	L.H.D.	6
	1188791-6	1	-	-	-	-		Mounting kit Cruise control	Monteringssats Konstantfarthållare	R.H.D.	4
	1128724	-	1	-	-	-	OP	Mounting kit Cruise control	Monteringssats Konstantfarthållare	L.H.D	6
11	1272184-1	1	1	-	-	-		• Bracket	• Konsol		5
12	40136-4	2	-	-	-	-		• Rubber bushing	• Gummibussning		2
13	960136-0	2	-	-	-	-		• Washer	• Bricka		2
14	947226-7	2	-	-	-	-		• Screw	• Skruv		2
	190666-8	-	2	-	-	-		• Screw	• Skruv	L.H.D	2
15	1272183-3	1	1	-	-	-		• Bracket	• Konsol	L.H.D	5
	1188788-2	1	-	-	-	-		• Bracket	• Konsol	R.H.D	5
☆ 16	969278-1	2	2	-	-	-		• Screw	• Skruv	(955138)	2
17	965395-7	2	2	-	-	-		• Screw	• Skruv		2
18	955120-1	2	2	-	-	-		• Screw	• Skruv		2
☆ 19	969473-8	1	-	-	-	-		• Screw	• Skruv	(955137)	2
20	955825-5	1	1	-	-	-		• Nut	• Mutter		2
21	955122-7	2	2	-	-	-		• Screw	• Skruv		2
22	1272270-8	1	1	-	-	-		• Nipple	• Nippel		3
23	1306703-8	-	X	-	-	-		• Hose	• Slang	(948958) L.H.D LG 230 mm	2
	1306703-8	X	-	-	-	-		• Hose	• Slang	(948958) L.H.D LG 340 mm	2
	1306703-8	X	-	-	-	-		• Hose	• Slang	(948958) R.H.D LG 1250 mm	2
24	948478-3	X	X	-	-	-		• Rubber hose	• Gummislang	L.H.D LG 1300 mm	2
	948478-3	X	-	-	-	-		• Rubber hose	• Gummislang	R.H.D LG 1600 mm	2
☆ 25	975275-9	2	2	-	-	-		• Hose clamp	• Slangklamma	(943471)	2
26	1272182-5	1	-	-	-	-		• Throttle control cable	• Gasreglagewire	L.H.D.	3
	1188787-4	1	-	-	-	-		• Throttle control cable	• Gasreglagewire	R.H.D.	1
	1272181-7	-	1	-	-	-		Throttle control cable	Gasreglagewire	L.H.D	3
27	947515-3	1	1	-	-	-		• E-circlip	• Spårryttare		2
28	1272254-2	1	1	-	-	-		• Bracket	• Konsol	L.H.D.	5
28a	1188794-0	1	-	-	-	-		• Bracket	• Konsol	R.H.D.	5
29	955294-4	1	1	-	-	-		• Screw	• Skruv		2
☆ 30	968862-3	1	1	-	-	-		• Flange nut	• Flänsmutter	(955782)	8
31	1272245-0	1	1	-	-	-		• Bracket	• Konsol	L.H.D.	5
32	1188795-7	1	-	-	-	-		• Bracket	• Konsol	R.H.D.	5
33	941269-3	1	1	-	-	-		• Rubber bushing	• Gummibussning		2
34		1	1	-	-	-		• Direction ind. switch	• Körvisaromkopplare	SEE **36**-471	

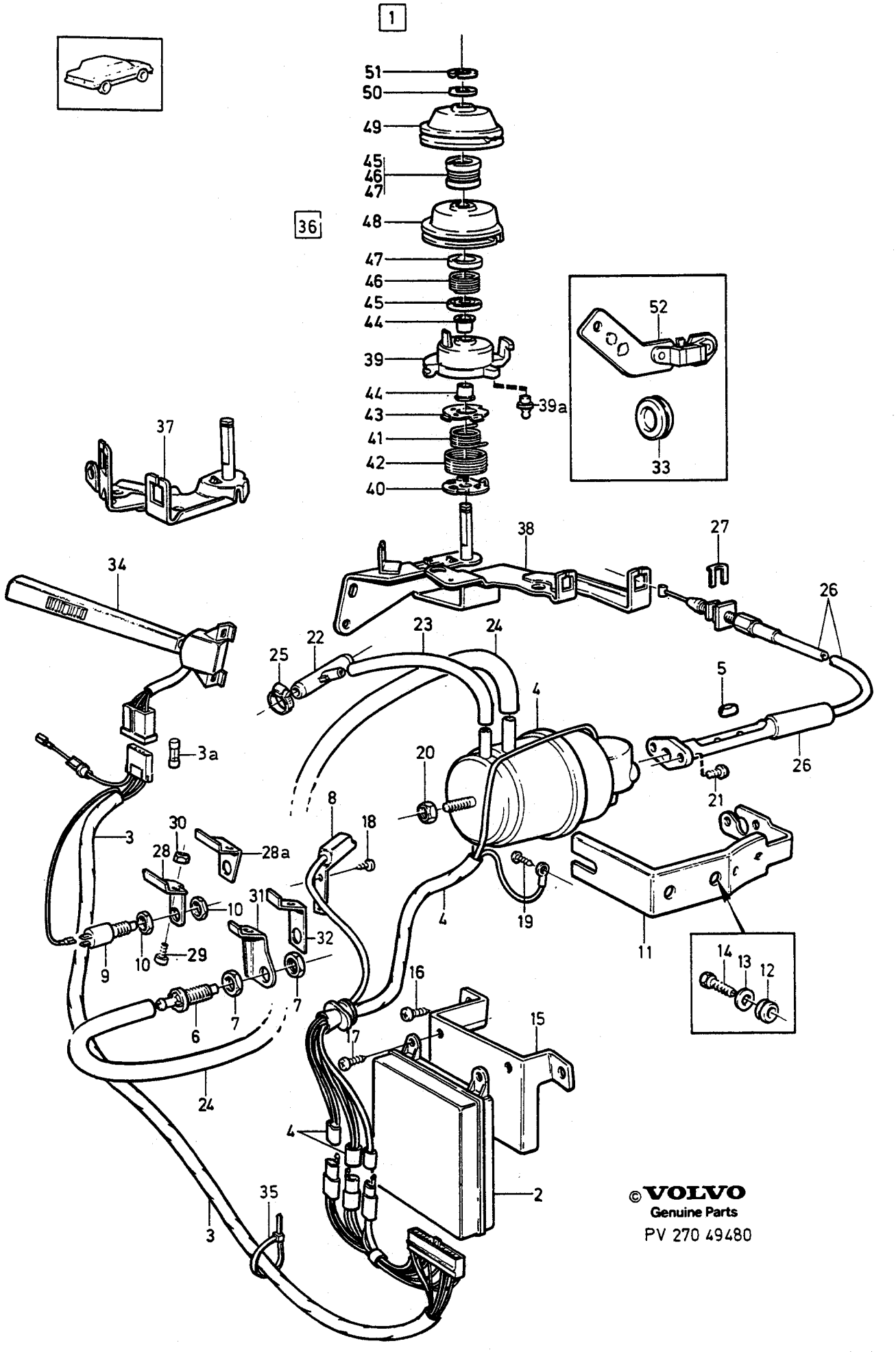

© VOLVO
Genuine Parts
PV 270 49480

A	B200E B230E
B	B28E
C	
D	
E	

CRUISE CONTROL — KONSTANTFARTHÅLLARE

Group / Grupp 27

Page / Sida 353

B200E, B230E, B28E - 1985

Fig	Part No. Artikel nr	Quantity /Antal A	B	C	D	E	PS	Description	Benämning	Notes Anmärkning	SR
35	948211-8	4	4	-	-	-		•Strip clamp	•Bandklamma		2
36	1306240-1	1	-	-	-	-		•Throttle control	•Gasreglage		5
	1269420-4	-	1	-	-	-		•Throttle control	•Gasreglage	L.H.D	5
37	1306238-5	1	-	-	-	-		••Bracket	••Konsol		3
	1269420-4	-	1	-	-	-		••Throttle control	••Gasreglage	(1274025) L.H.D	5
39	1317544-3	1	-	-	-	-		••Control bobbin	••Reglagerulle		4
	1274405-8	-	1	-	-	-		••Control bobbin	••Reglagerulle		2
39a	1257291-3	1	1	-	-	-		•••Ball stud	•••Kulbult		3
40	1306246-8	1	1	-	-	-		••Spring guide	••Fjäderstyrning	L.H.D.	3
41	1274240-9	1	1	-	-	-		••Spring	••Fjäder		2
42	1306244-3	1	1	-	-	-		••Spring	••Fjäder		2
43	1306245-0	1	1	-	-	-		••Spring guide	••Fjäderstyrning		3
44	1276512-9	2	2	-	-	-		••Bushing	••Bussning		2
45	1274034-6	2	2	-	-	-		••Spring guide	••Fjäderstyrning		3
46	1274031-2	2	2	-	-	-		••Spring	••Fjäder		2
47	1274035-3	2	2	-	-	-		••Spring guide	••Fjäderstyrning		3
48	1326370-2	1	1	-	-	-		••Control bobbin	••Reglagerulle	L.H.D	4
	1326370-2	1	-	-	-	-		••Control bobbin	••Reglagerulle	R.H.D.	4
49	1326195-3	1	1	-	-	-		••Control bobbin, upper	••Reglagerulle, övre	L.H.D	4
	1326195-3	1	-	-	-	-		••Control bobbin, upper	••Reglagerulle, övre	R.H.D.	4
50	955894-1	1	1	-	-	-		••Washer	••Bricka		2
51	951669-1	1	1	-	-	-		••E-circlip	••Spårryttare		2
52	1259264-8	1	1	-	-	-		Induction sensor	Induktionsgivare	VDO	2
	1308635-0	1	1	-	-	-		Induction sensor	Induktionsgivare	YASAKI	2

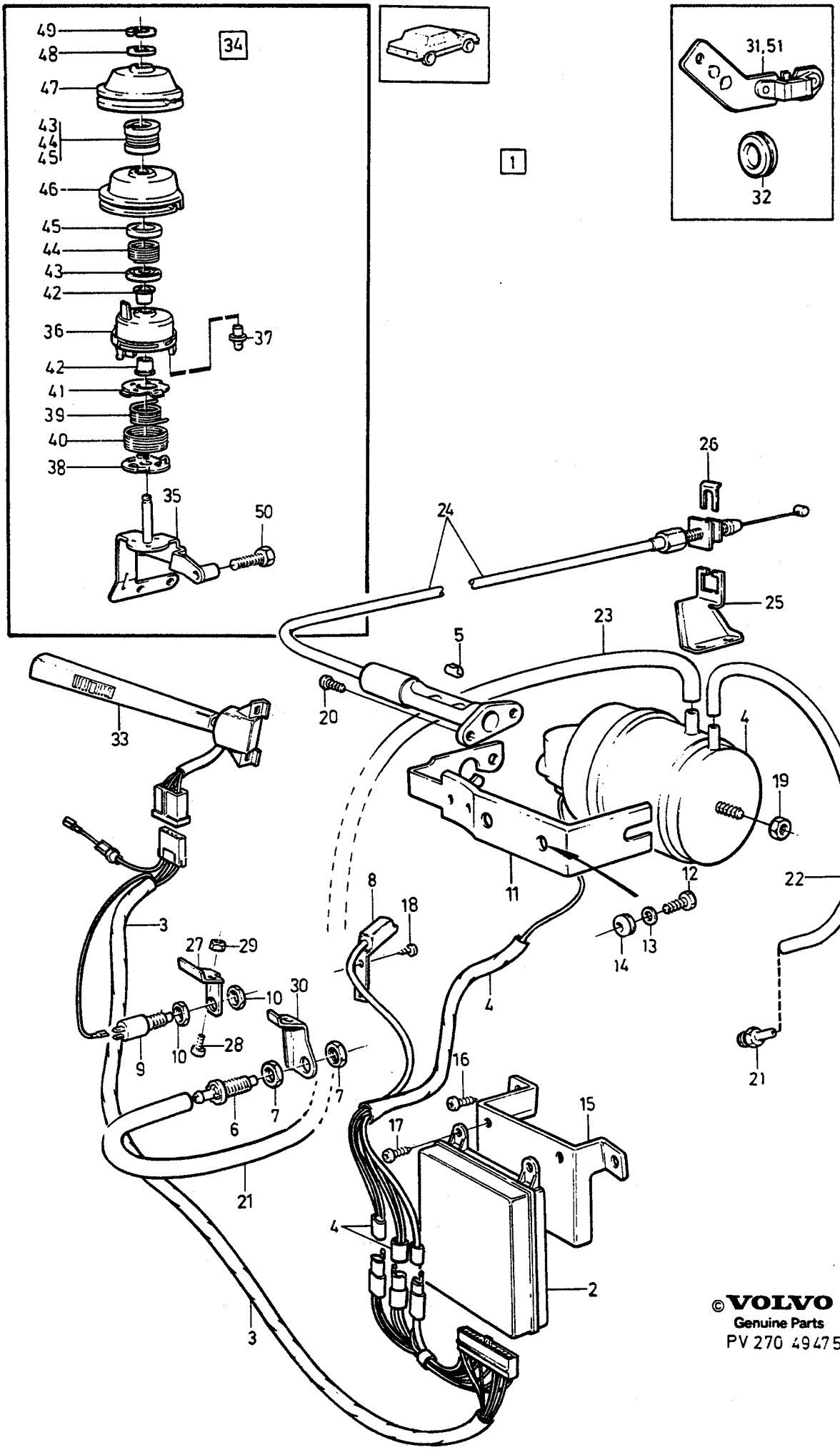

©VOLVO
Genuine Parts

A
B
C
D
E

CRUISE CONTROL — KONSTANTFARTHÅLLARE

Group / Grupp 27

Page / Sida 355

B230F -1985

Fig	Part No. Artikel nr	Quantity /Antal A	B	C	D	E	PS	Description	Benämning	Notes Anmärkning	SR
1	1333962-7	1	-	-	-	-		Cruise control kit	Konstantfarthållarsats		6
2	1348132-0	1	-	-	-	-		•Regulator	•Regulator		4
3	*1272257*	1	-	-	-	-	OP	•Cable harness	•Ledningsmatta		5
4	1272796-2	1	-	-	-	-		•Servo unit	•Servoenhet		4
5	1272259-1	1	-	-	-	-		••Connector	••Skarvdon		2
6	1272260-9	1	-	-	-	-		•Vacuum valve	•Vakuumventil		4
7	1272287-2	2	-	-	-	-		•Nut	•Mutter		2
8	1272261-7	1	-	-	-	-		•Retardation breaker	•Retardationsbrytare		4
9	1235238-1	1	-	-	-	-		•Switch	•Brytkontakt		3
10	1235237-3	2	-	-	-	-		•Nut	•Mutter		2
	1188832-8	1	-	-	-	-		Mounting kit Cruise control	Monteringssats Konstantfarthållare		4
11	1272184-1	1	-	-	-	-		•Bracket	•Konsol		5
12	947226-7	2	-	-	-	-		•Screw	•Skruv		2
13	960140-2	2	-	-	-	-		•Washer	•Bricka	(960139)	2
14	40136-4	2	-	-	-	-		•Rubber bushing	•Gummibussning		2
15	1272183-3	1	-	-	-	-		•Bracket	•Konsol		5
☆ 16	969278-1	2	-	-	-	-		•Screw	•Skruv	(955138)	2
17	965395-7	2	-	-	-	-		•Screw	•Skruv		2
18	955120-1	2	-	-	-	-		•Screw	•Skruv		2
19	955825-5	1	-	-	-	-		•Nut	•Mutter		2
20	955122-7	2	-	-	-	-		•Screw	•Skruv		2
21	1276445-2	1	-	-	-	-		•Nipple	•Nippel		3
22	1306703-8	X	-	-	-	-		•Hose	•Slang	(948958) LG 1300 mm	2
23	948478-3	X	-	-	-	-		•Rubber hose	•Gummislang	LG 1300 mm	2
24	1329600-9	1	-	-	-	-		•Control cable	•Reglagewire		2
25	1332514-7	1	-	-	-	-		•Bracket	•Konsol		3
26	947515-3	1	-	-	-	-		•E-circlip	•Spårryttare		2
27	1272254-2	1	-	-	-	-		•Bracket	•Konsol		2
28	955294-4	1	-	-	-	-		•Screw	•Skruv		5
☆ 29	968862-3	1	-	-	-	-		•Flange nut	•Flänsmutter	(955782)	2
30	1272245-0	1	-	-	-	-		•Bracket	•Konsol		8
31	1259264-8	1	-	-	-	-		•Induction sensor	•Induktionsgivare	VDO	5
32	941269-3	1	-	-	-	-		•Rubber bushing	•Gummibussning		2
33		1	-	-	-	-		•Direction ind. switch	•Körvisaromkopplare	SEE 36•471	2
34	1332288-8	1	-	-	-	-		•Throttle control	•Gasreglage		5
35	1332289-6	1	-	-	-	-		••Bracket	••Konsol		5
36	1326368-6	1	-	-	-	-		••Control bobbin, lower	••Reglagerulle, undre		4
37	1257291-3	1	-	-	-	-		•••Ball stud	•••Kulbult		3
38	1306246-8	1	-	-	-	-		••Spring guide	••Fjäderstyrning		3
39	1274240-9	1	-	-	-	-		••Spring	••Fjäder		2
40	1306244-3	1	-	-	-	-		••Spring	••Fjäder		2
41	1306245-0	1	-	-	-	-		••Spring guide	••Fjäderstyrning		3
42	1276512-9	2	-	-	-	-		••Bushing	••Bussning		2
43	1274034-6	2	-	-	-	-		••Spring guide	••Fjäderstyrning		3
44	1274031-2	2	-	-	-	-		••Spring	••Fjäder		2
45	1274035-3	2	-	-	-	-		••Spring guide	••Fjäderstyrning		3
46	1326370-2	1	-	-	-	-		••Control bobbin	••Reglagerulle		4
47	1326195-3	1	-	-	-	-		••Control bobbin, upper	••Reglagerulle, övre		4
48	955894-1	1	-	-	-	-		••Washer	••Bricka		2
49	951669-1	1	-	-	-	-		••E-circlip	••Spårryttare		2
50	1367622-6	1	-	-	-	-		Screw	Skruv		2
51	1308635-0	1	-	-	-	-		Induction sensor	Induktionsgivare	YASAKI	3

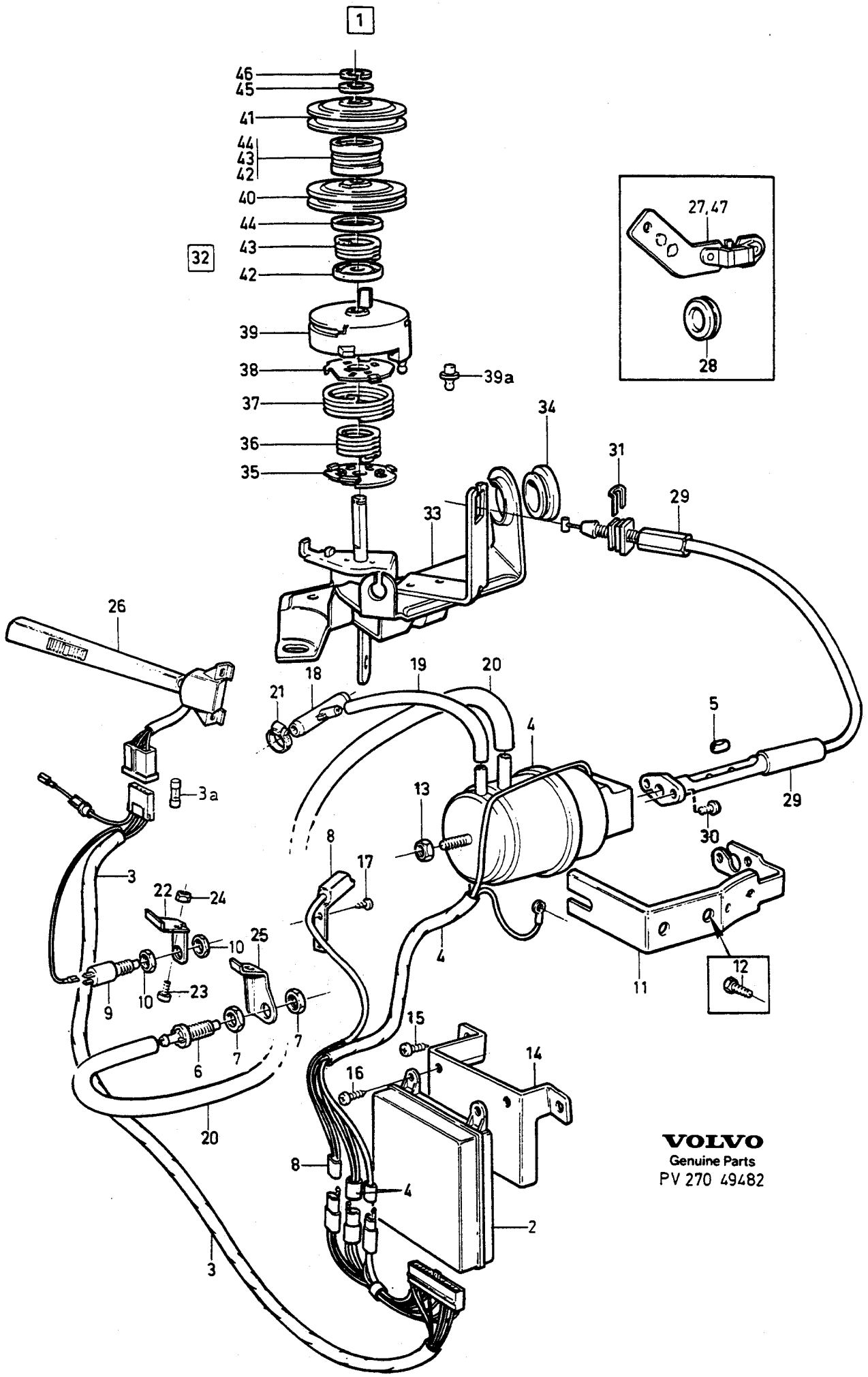

VOLVO
Genuine Parts
PV 270 49482

A
B
C
D
E

CRUISE CONTROL — KONSTANTFARTHÅLLARE

Group / Grupp 27

Page / Sida 357

D24 L.H.D -1985

Fig	Part No. Artikel nr	Quantity /Antal A	B	C	D	E	PS	Description	Benämning	Notes Anmärkning	SR
1	1333962-7	1	-	-	-	-		Cruise control kit	Konstantfarthållarsats		6
2	1348132-0	1	-	-	-	-		•Regulator	•Regulator		4
3	*1272257*	1	-	-	-	-	OP	•Cable harness	•Ledningsmatta		5
4	1272796-2	1	-	-	-	-		•Servo unit	•Servoenhet		4
5	1272259-1	1	-	-	-	-		••Connector	••Skarvdon		2
6	1272260-9	1	-	-	-	-		•Vacuum valve	•Vakuumventil		4
7	1272287-2	2	-	-	-	-		•Nut	•Mutter		2
8	1272261-7	1	-	-	-	-		•Retardation breaker	•Retardationsbrytare		4
9	1235238-1	1	-	-	-	-		•Switch	•Brytkontakt		3
10	1235237-3	2	-	-	-	-		•Nut	•Mutter		2
	1188214-9	1	-	-	-	-		Mounting kit ..... Cruise control	Monteringssats ..... Konstantfarthållare		3
11	1272184-1	1	-	-	-	-		•Bracket	•Konsol		5
12	190666-8	2	-	-	-	-		•Screw	•Skruv		2
13	955285-2	1	-	-	-	-		•Screw	•Skruv		2
14	1272183-3	1	-	-	-	-		•Bracket	•Konsol		5
15	969278-1	2	-	-	-	-		•Screw	•Skruv	(955138)	2
16	965395-7	2	-	-	-	-		•Screw	•Skruv		2
17	955120-1	2	-	-	-	-		•Screw	•Skruv		2
18	1272270-8	1	-	-	-	-		•Nipple	•Nippel		3
19	1306703-8	X	-	-	-	-		•Hose	•Slang	(948958) LG 1100 mm	2
20	948478-3	X	-	-	-	-		•Rubber hose	•Gummislang	LG 1300 mm	2
☆ 21	975275-9	2	-	-	-	-		•Hose clamp	•Slangklamma	(943471)	2
22	1272254-2	1	-	-	-	-		•Bracket	•Konsol		5
23	955294-4	1	-	-	-	-		•Screw	•Skruv		2
☆ 24	968862-3	1	-	-	-	-		•Flange nut	•Flänsmutter	(955782)	8
25	1272245-0	1	-	-	-	-		•Bracket	•Konsol		5
26		1	-	-	-	-		•Direction ind. switch	•Körvisaromkopplare	SEE 36•471	
27	1259264-8	1	-	-	-	-		•Induction sensor	•Induktionsgivare	VDO	2
	1308635-0	1	-	-	-	-		•Induction sensor	•Induktionsgivare	YASAKI	2
28	941269-3	1	-	-	-	-		•Rubber bushing	•Gummibussning		2
29	1273342-4	1	-	-	-	-		•Cable	•Wire		1
30	955122-7	2	-	-	-	-		•Screw	•Skruv		2
31	947515-3	1	-	-	-	-		•E-circlip	•Spårryttare		2
32	1257717-7	1	-	-	-	-		•Throttle control	•Gasreglage		5
33	1257718-5	1	-	-	-	-		••Bracket	••Konsol		3
34	1257284-8	1	-	-	-	-		••Rubber bushing	••Gummibussning		2
35	1257729-2	1	-	-	-	-		••Spring guide	••Fjäderstyrning		3
36	*1257726*	1	-	-	-	-	OP	••Spring	••Fjäder		2
37	*1257725*	1	-	-	-	-	OP	••Spring	••Fjäder		2
38	1257728-4	1	-	-	-	-		••Spring guide	••Fjäderstyrning		3
39	1257719-3	1	-	-	-	-		••Control bobbin	••Reglagerulle		4
39a	1257291-3	1	-	-	-	-		•••Ball stud	•••Kulbult		3
40	1257721-9	1	-	-	-	-		••Control bobbin	••Reglagerulle		4
41	1257723-5	1	-	-	-	-		••Control bobbin	••Reglagerulle		4
42	1257731-8	2	-	-	-	-		••Spring guide	••Fjäderstyrning		3
43	1257727-6	2	-	-	-	-		••Spring	••Fjäder		2
44	1257730-0	2	-	-	-	-		••Spring guide	••Fjäderstyrning		3
45	955894-1	1	-	-	-	-		••Washer	••Bricka		2
46	951669-1	1	-	-	-	-		••E-circlip	••Spårryttare		2

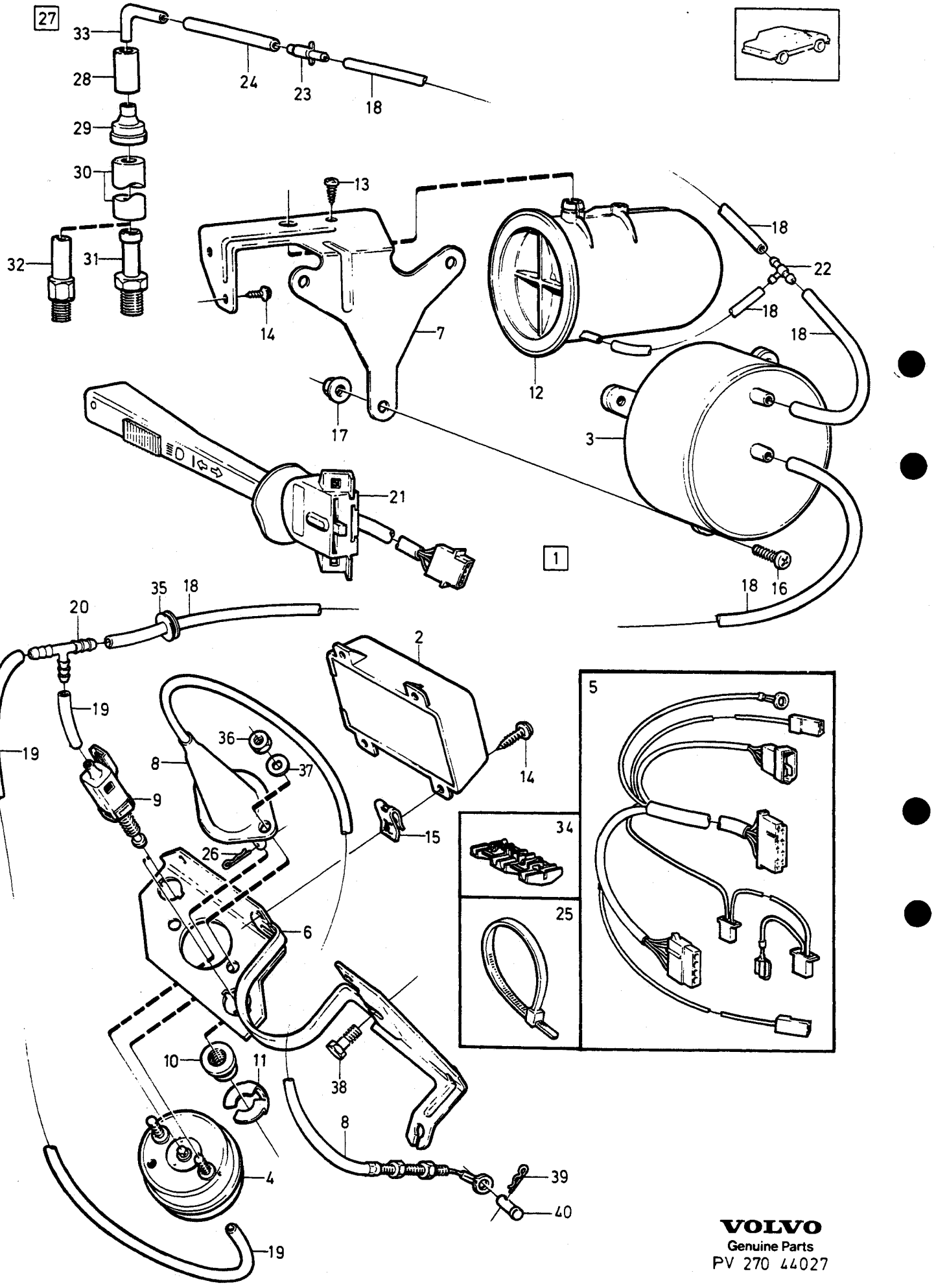

VOLVO
Genuine Parts
PV 270 44027

A B C D E

CRUISE CONTROL — KONSTANTFARTHÅLLARE

Group / Grupp 27

Page / Sida 359

1986-

Fig	Part No. Artikel nr	Quantity /Antal A	B	C	D	E	PS	Description	Benämning	Notes Anmärkning	SR
1	*(1357880)*	1	-	-	-	-	SP	Cruise control kit	Konstantfarthållarsats	REPL 1 PCS 3517401-0	3
☆ 2	3517400-2	1	-	-	-	-		• Control unit	• Styrenhet	(1357881)(1389435)	4
3	1357882-8	1	-	-	-	-		• Valve housing	• Ventilhus		4
4	1357883-6	1	-	-	-	-		• Servomotor	• Servomotor		4
5	1357884-4	1	-	-	-	-		• Cable harness	• Ledningsmatta		5
6	1367388-4	1	-	-	-	-		• Bracket	• Konsol		5
7	1367389-2	1	-	-	-	-		• Bracket	• Konsol		5
8	1367497-3	1	-	-	-	-		• Cable	• Wire		3
9	1367159-9	2	-	-	-	-		• Air vent valve	• Avluftningsventil		3
10	1359139-1	2	-	-	-	-		• Adjusting nut	• Justermutter		2
11	947515-3	2	-	-	-	-		• E-circlip	• Spårryttare		2
● 12	1317860-3	1	-	-	-	-		• Vacuum tank	• Vakuumtank		4
☆ 13	969278-1	1	-	-	-	-		• Screw	• Skruv	(955138)	2
14	955127-6	4	-	-	-	-		• Screw	• Skruv		2
15	948571-5	2	-	-	-	-		• Spring nut	• Fjädermutter		2
16	955246-4	3	-	-	-	-		• Screw	• Skruv		2
17	965483-1	3	-	-	-	-		• Flange nut	• Flänsmutter		2
● 18	1306703-8	X	-	-	-	-		• Hose	• Slang	LG 1400 mm	2
19	1306703-8	X	-	-	-	-		• Hose	• Slang	LG 1400 mm	2
20	949024-4	3	-	-	-	-		• Nipple	• Nippel		2
21		1	-	-	-	-		• Direction ind. switch	• Körvisaromkopplare	SEE **36** • 471	
22	687342-6	1	-	-	-	-		• T-pipe	• T-rör		3
23	1266008-0	1	-	-	-	-		• Joint nipple	• Skarvnippel		2
24	1306702-0	X	-	-	-	-		• Hose	• Slang	(192055) LG 60mm	2
25	948211-8	4	-	-	-	-		• Strip clamp	• Bandklamma	(948210)	2
26	664822-4	1	-	-	-	-		• Lock spring	• Låsfjäder	(678146)	1
27	1367534-3	1	-	-	-	-		Supplementary kit	Kompletteringssats	W/O COMBU	3
28	1215591-7	1	-	-	-	-		• Connector	• Förbindningsstycke		5
29	1228272-9	1	-	-	-	-		• Non-return valve	• Backventil		3
30	1272328-4	X	-	-	-	-		• Hose	• Slang	LG 60 mm	2
31	947043-6	1	-	-	-	-		• Nipple	• Nippel		3
32	1266539-4	1	-	-	-	-		• Nipple	• Nippel		2
33	1234517-9	1	-	-	-	-		• Connecting pipe	• Anslutningsrör		5
● 34	944306-0	1	-	-	-	-		Clamp	Skarvklämma		2
35	941269-3	1	-	-	-	-		Rubber bushing	Gummibussning		2
36		2	-	-	-	-	NS	Nut	Mutter		
37		2	-	-	-	-	NS	Washer	Bricka		
38		2	-	-	-	-	NS	Screw	Skruv		
39	944729-3	1	-	-	-	-		Safety brace	Säkringsbygel		2
● 40	944730-1	1	-	-	-	-		Bolt	Bult		2

A
B
C
D
E

SUB GROUP
IGNITION AND CONTROL SYSTEMS

UNDERGRUPP
TÄND- OCH REGLERSYSTEM

Group
Grupp
28

Page
Sida
361

Fig	Part No. Artikel nr	Quantity /Antal A	B	C	D	E	P S	Description	Benämning	Notes Anmärkning	S R
		-	-	-	-	-		Ignition system ..... 4CYL EXC B230K	Tändsystem ..... 4CYL EXC B230K	SEE **28**-363	
		-	-	-	-	-		Ignition system B230K	Tändsystem B230K	SEE **28**-367	
		-	-	-	-	-		Ignition system 6CYL	Tändsystem 6CYL	SEE **28**-369	
		-	-	-	-	-		Glow plug ..... DSL	Glödstift ..... DSL	SEE **28**-379	
		-	-	-	-	-		Regulating system fuel supply	Reglersystem bränsletillförsel ..	SEE **28**-381	
		-	-	-	-	-		Notes	Anmärkning	1)	

1) Engines B17A, B19ET, B21ET, B21FT and related parts are not listed in this catalogue. For the subject engines, please refer to the 240-260 SERIES 1979-1984 catalogue. / Motorer B17A,B19ET,B21ET,B21FT och tillhörande detaljer redovisas ej i denna katalog. Vid behov hänvisas till reservdelskatalog 240-260 SERIES 1979-1984.

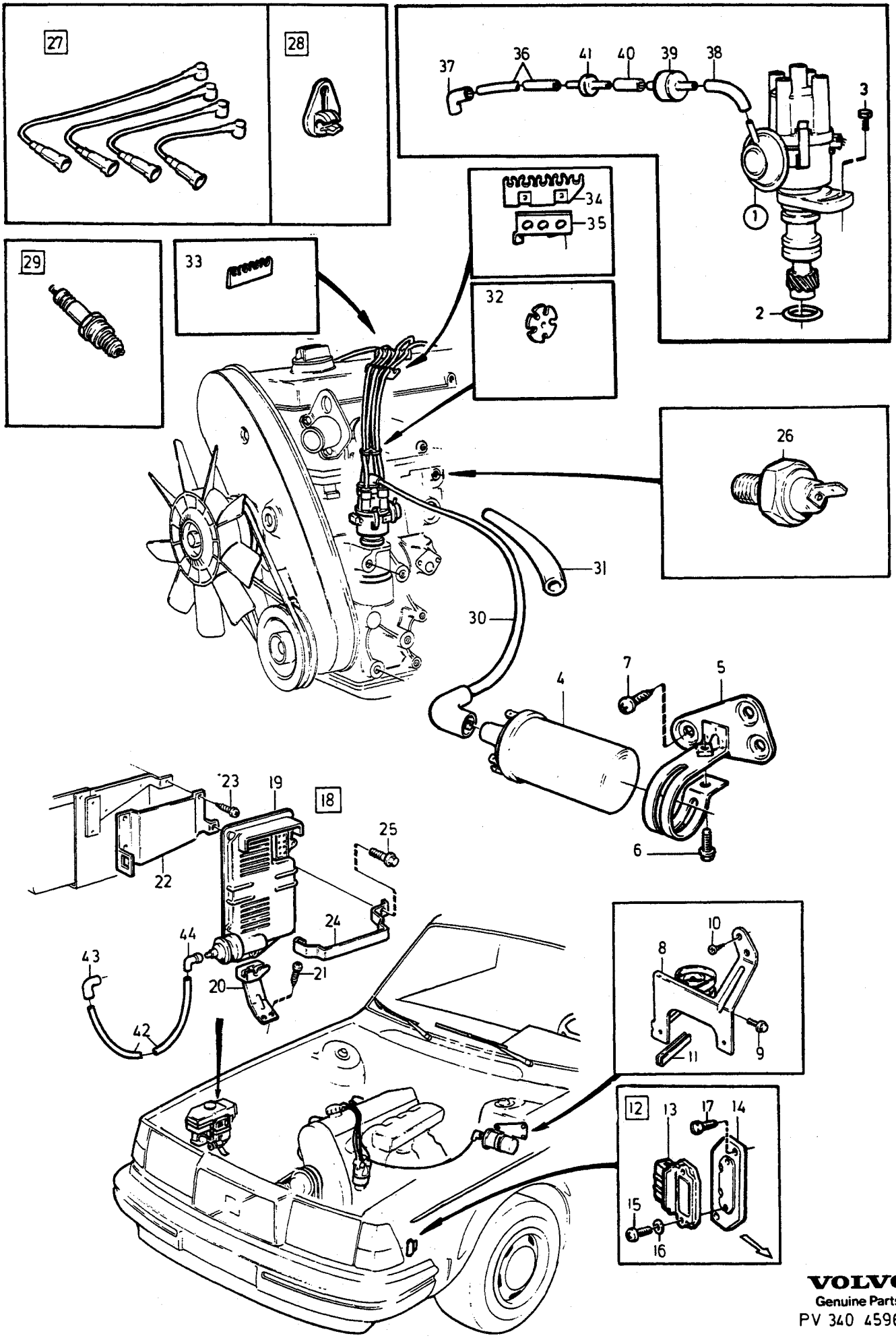

VOLVO
Genuine Parts
PV 340 45960

A
B
C
D
E

IGNITION SYSTEM — TÄNDSYSTEM

Group / Grupp 28

Page / Sida 363

4CYL EXC B230K

Fig	Part No. / Artikel nr	Quantity / Antal A	B	C	D	E	PS	Description	Benämning	Notes / Anmärkning	SR
1	1346919-2	1	-	-	-	-		Distributor	Fördelare	B200E, B230E	3
		-	-	-	-	-		•SEE 28•377	•SEE 28•377		
	1336690-1	1	-	-	-	-		Distributor	Fördelare	B200K, B230A	3
		-	-	-	-	-		•SEE 28•377	•SEE 28•377		
	1332587-3	1	-	-	-	-		Distributor	Fördelare	B230F. ALTER1	3
		-	-	-	-	-		•SEE 28•373	•SEE 28•373		
	1367382-7	1	-	-	-	-		Distributor	Fördelare	B230F. ALTER2	3
		-	-	-	-	-		•SEE 28•375	•SEE 28•375		
2	949659-7	1	-	-	-	-		O-ring	O-ring		2
3	955296-9	1	-	-	-	-		Screw	Skruv		2
4	1317810-8	1	-	-	-	-		Ignition coil	Tändspole	B200E, B200K, B230A, B230E	2
	1336137-3	1	-	-	-	-		Ignition coil	Tändspole	B230F	2
5	1306056-1	1	-	-	-	-		Clamp	Klämma	W/O P.S	4
6	956078-0	1	-	-	-	-		Screw	Skruv		2
☆ 7	969487-8	3	-	-	-	-		Screw "Torx"	Skruv "Torx"	(958244)	2
☆ 8	3517596-7	1	-	-	-	-		Bracket	Konsol	(1306697)	4
9	956078-0	1	-	-	-	-		Screw	Skruv		2
☆ 10	969487-8	3	-	-	-	-		Screw "Torx"	Skruv "Torx"	(958244)	2
11	679754-2	X	-	-	-	-		Edge protection moulding	Kantskyddslist	LG 87 mm	2
12		1	-	-	-	-	NS	Control unit with fittings	Styrenhet med monteringsdetaljer	B200E, B200K, B230A, B230E	
13	3501922-3	1	-	-	-	-		•Power unit	•Effektsteg	(1389939)	2
14	*1326896*	1	-	-	-	-	OP	•Cooling plate	•Kylplatta	-1987	2
15	956064-0	2	-	-	-	-		•Screw	•Skruv	-1987	2
16	955891-7	2	-	-	-	-		•Washer	•Bricka	-1987	2
17	947224-2	2	-	-	-	-		•Screw	•Skruv		2
18		1	-	-	-	-	NS	Control unit with fittings	Styrenhet med monteringsdetaljer	B230F	
19	1346107-4	1	-	-	-	-		•Control unit	•Styrenhet		2
20	1306508-1	1	-	-	-	-		•Bracket	•Konsol		4
☆ 21	969487-8	2	-	-	-	-		•Screw "Torx"	•Skruv "Torx"	(958244)	2
22	1306821-8	1	-	-	-	-		•Bracket	•Konsol		4
23	955126-8	3	-	-	-	-		•Screw	•Skruv		2
24	1306694-9	1	-	-	-	-		•Bracket	•Konsol		4
25	946544-4	1	-	-	-	-		•Flange screw	•Flänsskruv		2
26	1317296-0	1	-	-	-	-		Sensor	Givare	B230F	3
27	270478-1	1	-	-	-	-		Ignition cable kit complete	Tändledningsats komplett		1
28	1306510-7	2	-	-	-	-		•Retainer	•Hållare		2
29	273597-5	1	-	-	-	-		Spark plug kit	Tändstiftsats	B200K, B230A	1
	1306605-5	4	-	-	-	-	IK	•Spark plug	•Tändstift		1
	273596-7	1	-	-	-	-		Spark plug kit	Tändstiftsats	B200E, B230E	1
	1306604-8	4	-	-	-	-	IK	•Spark plug	•Tändstift		1
	271409-5	1	-	-	-	-		Spark plug kit	Tändstiftsats	B230F	1
	1346541-4	4	-	-	-	-	IK	•Spark plug	•Tändstift		1
30	1306696-4	1	-	-	-	-		Ignition cable ignition coil-distributor	Tändledning tändspole-fördelare		1
31	1219815-6	X	-	-	-	-		Protecting hose	Skyddsslang	R.H.D	3
32	1266020-5	1	-	-	-	-		Retainer	Hållare		2
33	1276710-9	1	-	-	-	-		Retainer	Hållare		2
34	1266019-7	2	-	-	-	-		Retainer	Hållare		2
35	463858-1	2	-	-	-	-		Bracket	Konsol		2
		-	-	-	-	-		Vacuum line	Vakuumledning		
36	949120-0	X	-	-	-	-		•Plastic pipe	•Plaströr		2
	966721-3	X	-	-	-	-		•Plastic pipe	•Plaströr	B230E ALTER	2
37	1332455-3	1	-	-	-	-		•Coupling piece	•Kopplingsstycke		2
38	1306702-0	X	-	-	-	-		•Hose	•Slang		2
	1332454-6	1	-	-	-	-		•Connector	•Anslutning	B230E ALTER	2

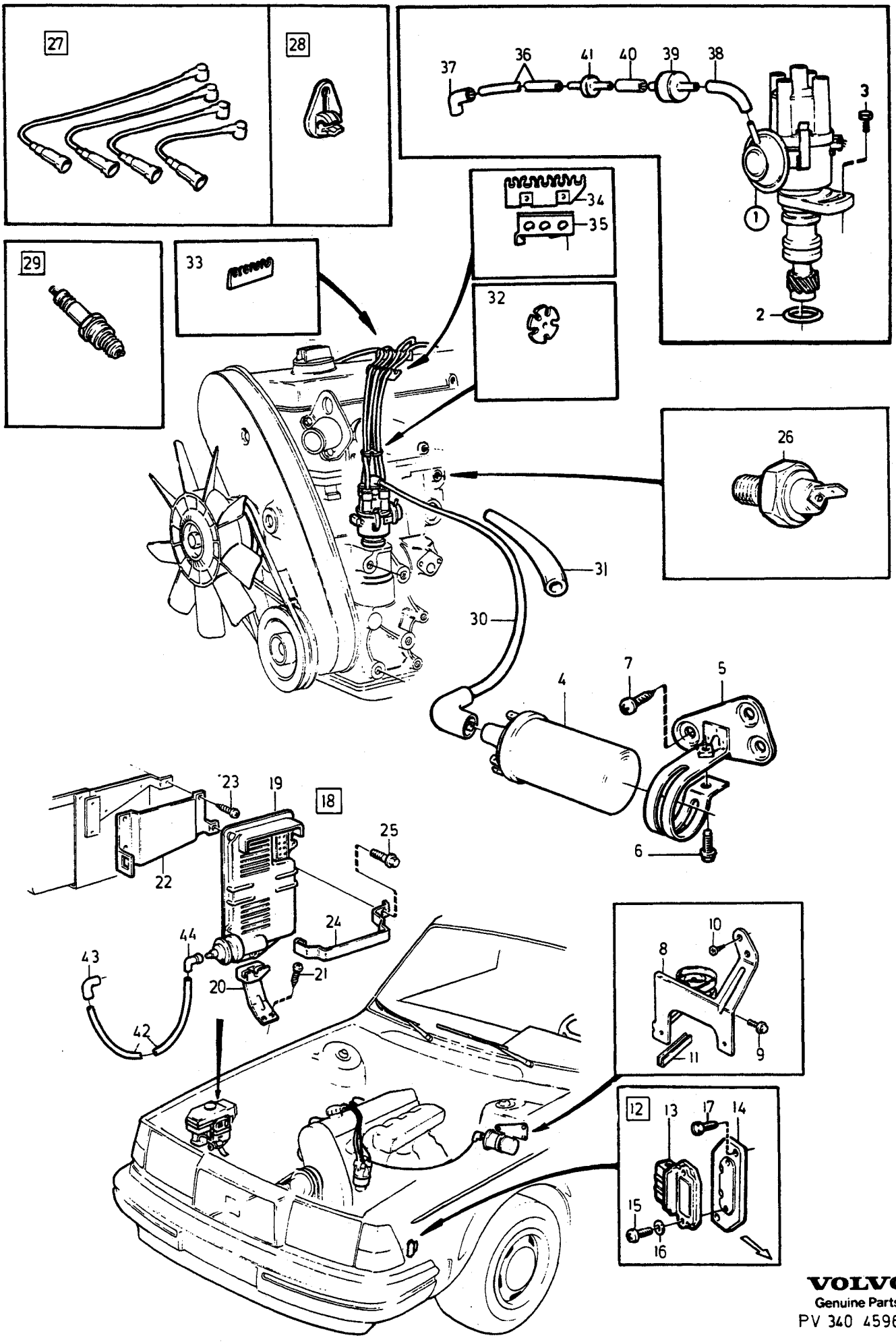

VOLVO
Genuine Parts
PV 340 45960

A
B
C
D
E

IGNITION SYSTEM TÄNDSYSTEM

Group Grupp 28

Page Sida 365

4CYL EXC B230K

Fig	Part No. Artikel nr	Quantity /Antal A	B	C	D	E	PS	Description	Benämning	Notes Anmärkning	SR
☆ 39	3517736-9	1	-	-	-	-		•Delay valve	•Fördröjningsventil	B230E ALTER (1219567)	6
40	1306703-8	X	-	-	-	-		•Hose	•Slang	B230E ALTER	2
41	1266008-0	1	-	-	-	-		•Joint nipple	•Skarvnippel	B230E ALTER	2
		-	-	-	-	-		Vacuum line	Vakuumledning	B230F	
42	967563-8	X	-	-	-	-		•Plastic pipe	•Plaströr	LG 1550mm	2
43	1332455-3	1	-	-	-	-		•Coupling piece	•Kopplingsstycke		2
44	1332456-1	1	-	-	-	-		•Connector	•Anslutning		2

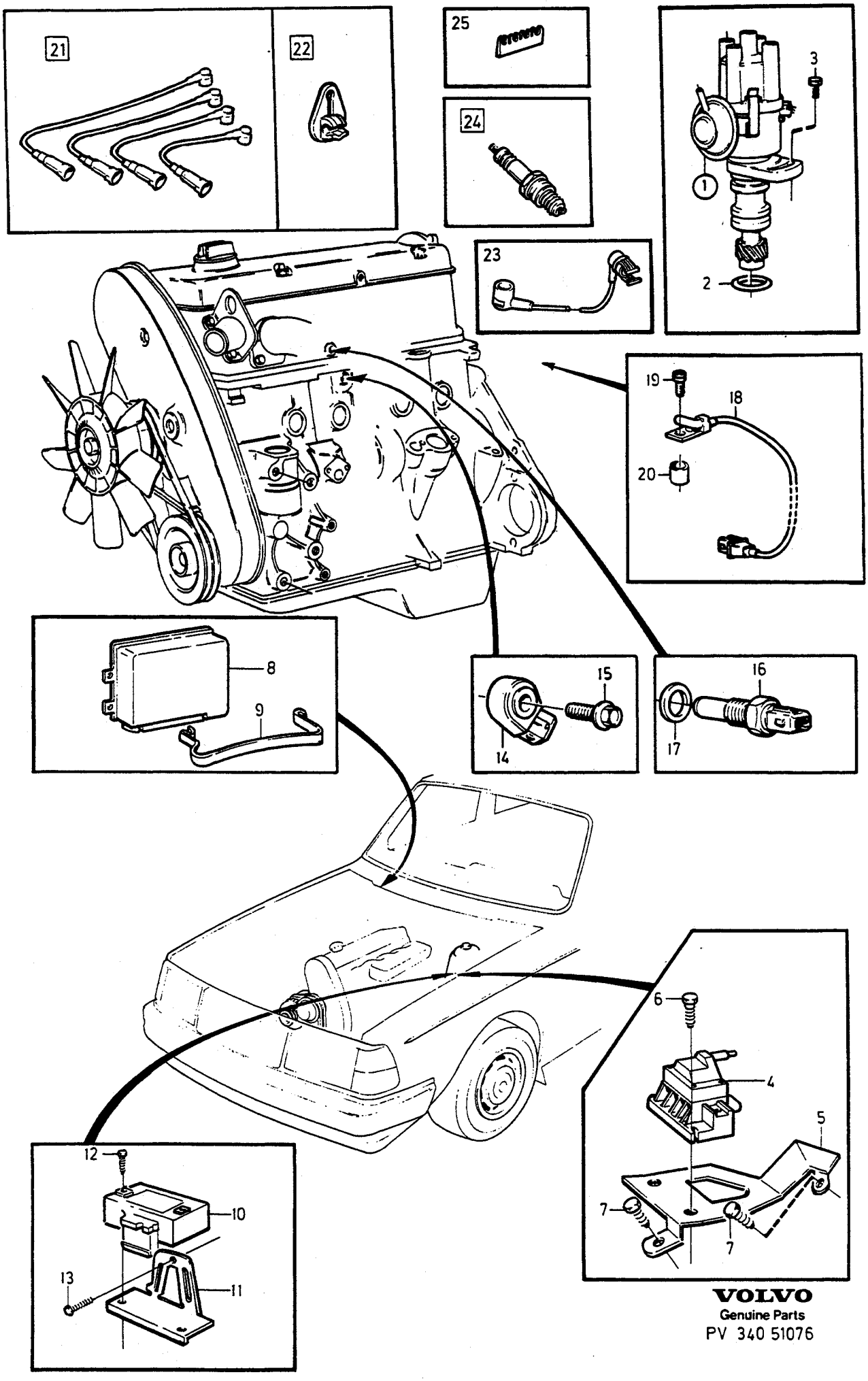

VOLVO
Genuine Parts
PV 340 51076

A
B
C
D
E

IGNITION SYSTEM — TÄNDSYSTEM

Group / Grupp 28

Page / Sida 367

B230K

Fig	Part No. Artikel nr	Quantity /Antal A	B	C	D	E	PS	Description	Benämning	Notes Anmärkning	SR
1	1367468-4	1	-	-	-	-		Distributor	Fördelare		3
								•SEE 28•375	•SEE 28•375		
2	949659-7	1	-	-	-	-		O-ring	O-ring		2
3	955296-9	1	-	-	-	-		Screw	Skruv		2
4	1367438-7	1	-	-	-	-		Ignition coil	Tändspole		2
5	1389185-8	1	-	-	-	-		Bracket	Konsol		4
6	946173-2	2	-	-	-	-		Flange screw	Flänsskruv		2
☆ 7	969487-8	4	-	-	-	-		Screw "Torx"	Skruv "Torx"	(958244)	2
8	1367058-3	1	-	-	-	-		Control unit	Styrenhet	EXC MAN.TRANS (S)	2
	3501522-1	1	-	-	-	-		Control unit	Styrenhet	MAN.TRANS (S)	2
9	1389016-5	1	-	-	-	-		Brace	Bygel		4
10	1378162-0	1	-	-	-	-		Pressure sensor	Tryckgivare		2
11	1389140-3	1	-	-	-	-		Bracket	Konsol		4
☆ 12	969478-7	2	-	-	-	-		Screw "Torx"	Skruv "Torx"	(955143)	2
☆ 13	969487-8	1	-	-	-	-		Screw "Torx"	Skruv "Torx"	(958244)	2
14	1367644-0	1	-	-	-	-		Sensor	Givare		3
15	945444-8	1	-	-	-	-		Flange screw	Flänsskruv		2
16	1332396-9	1	-	-	-	-		Temperature sensor	Temperaturgivare		3
17	11994-1	1	-	-	-	-		Gasket	Packning		2
18	1389357-3	1	-	-	-	-		Impulse sensor	Impulsgivare		3
19	946934-7	2	-	-	-	-		Flange screw	Flänsskruv		2
20	463690-8	2	-	-	-	-		Guide sleeve	Styrhylsa		3
21	270478-1	1	-	-	-	-		Ignition cable kit complete	Tändledningsats komplett		1
22	1306510-7	2	-	-	-	-		•Retainer	•Hållare		2
23	1367999-8	1	-	-	-	-		Ignition cable ignition coil-distributor	Tändledning tändspole-fördelare		1
24	273597-5	1	-	-	-	-		Spark plug kit	Tändstiftsats	-1986	1
	1306605-5	4	-	-	-	-		•Spark plug	•Tändstift		1
	273596-7	1	-	-	-	-		Spark plug kit	Tändstiftsats	1987	1
	1306604-8	4	-	-	-	-		•Spark plug	•Tändstift		1
25	1276710-9	1	-	-	-	-		Retainer	Hållare		2

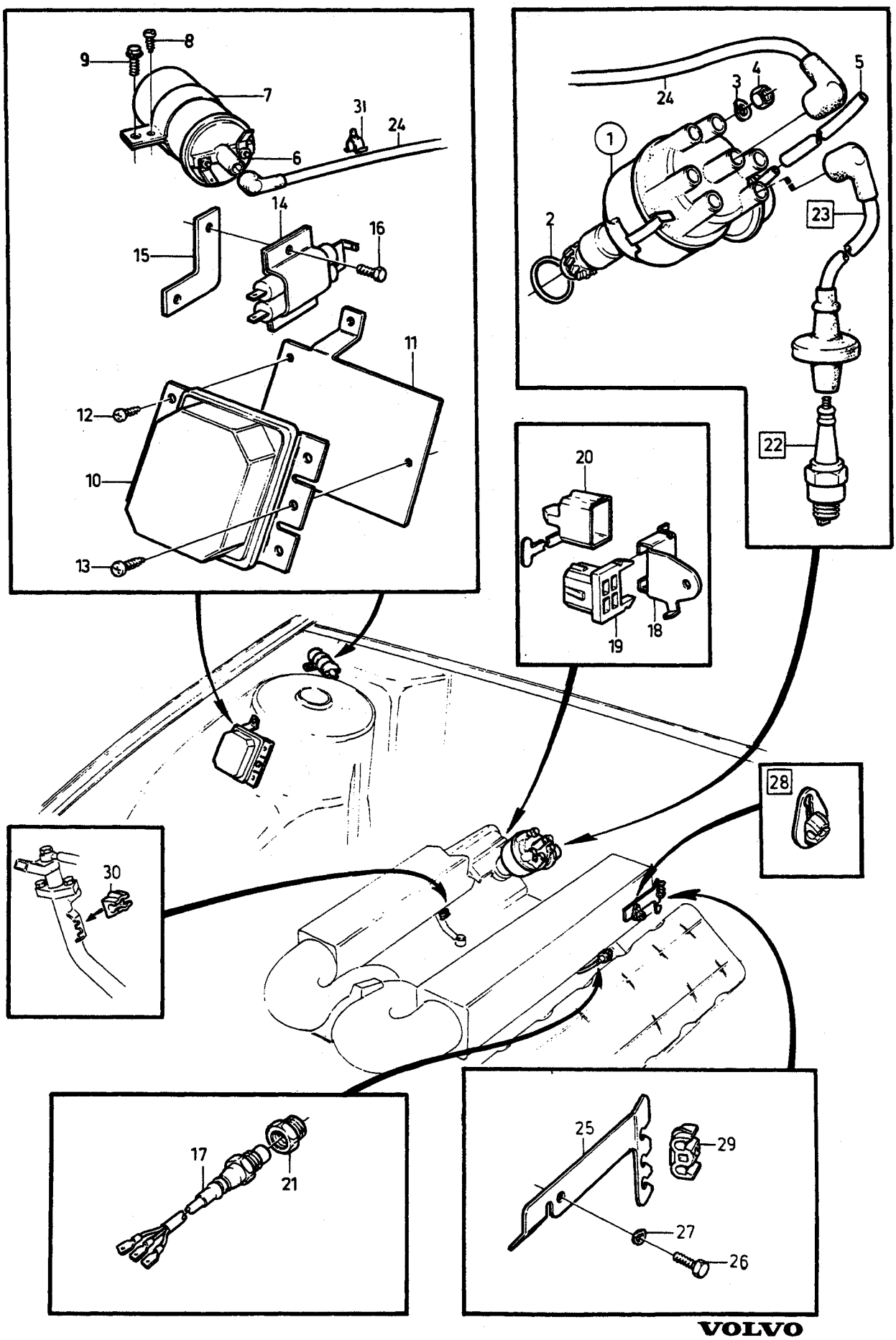

VOLVO
Genuine Parts
PV 340 45962

A
B
C
D
E

IGNITION SYSTEM — TÄNDSYSTEM

6CYL

Group / Grupp 28

Page / Sida 369

Fig	Part No. Artikel nr	Quantity /Antal A	B	C	D	E	PS	Description	Benämning	Notes Anmärkning	SR
1	1269191-1	1	-	-	-	-		Distributor	Fördelare		3
		-	-	-	-	-		•SEE 28•371	•SEE 28•371		
2	942303-9	1	-	-	-	-		O-ring	O-ring		2
3	960147-7	1	-	-	-	-		Washer	Bricka		2
4	946523-8	1	-	-	-	-		Nut	Mutter		2
5	1306702-0	X	-	-	-	-		Hose	Slang	(192055)	2
6	269322-4	1	-	-	-	-		Ignition coil	Tändspole		2
7	1219099-7	1	-	-	-	-		Clamp	Klamma		4
☆ 8	968476-2	1	-	-	-	-		Screw	Skruv	(190665)	2
9	946440-5	1	-	-	-	-		Flange screw	Flänsskruv	(955294)	2
10	1269118-4	1	-	-	-	-		Control unit	Styrenhet		2
11	269256-4	1	-	-	-	-		Bracket	Konsol		4
☆ 12	969487-8	3	-	-	-	-		Screw "Torx"	Skruv "Torx"	(958244)	2
☆ 13	969473-8	3	-	-	-	-		Screw	Skruv	(955137)	2
14	1274540-2	1	-	-	-	-		Series resistance	Förkopplingsmotstånd		2
15	464751-7	1	-	-	-	-		Bracket	Konsol		4
☆ 16	968476-2	3	-	-	-	-		Screw	Skruv	(190665)	2
17	269548-4	1	-	-	-	-		Sensor	Givare		3
18	1269152-3	1	-	-	-	-		Bracket	Konsol		4
19	948305-8	1	-	-	-	-		Receptacle housing	Hylsisolator		2
20	1219677-0	1	-	-	-	-		Protecting cover	Skyddslock		2
21	269503-9	1	-	-	-	-		Intermediate section	Mellanstycke		3
22	273599-1	1	-	-	-	-		Spark plug kit	Tändstiftsats		1
	1269915-3	6	-	-	-	-	IK	•Spark plug	•Tändstift		6
23	270561-4	1	-	-	-	-		Ignition cable kit	Tändledningsats	(275689)	1
24	1274424-9	1	-	-	-	-		Ignition cable ignition coil-distributor	Tändledning tändspole-fördelare		1
25	269725-8	1	-	-	-	-		Bracket	Konsol		3
26	955271-2	1	-	-	-	-		Screw	Skruv		2
27	941906-0	1	-	-	-	-		Spring washer	Fjäderbricka		2
28	1306510-7	1	-	-	-	-		Retainer	Hållare		2
29		1	-	-	-	-	NS	Retainer	Hållare		
30	1306511-5	2	-	-	-	-		Retainer	Hållare	(1219292)	2
31	1326152-4	1	-	-	-	-		Retainer	Hållare		3

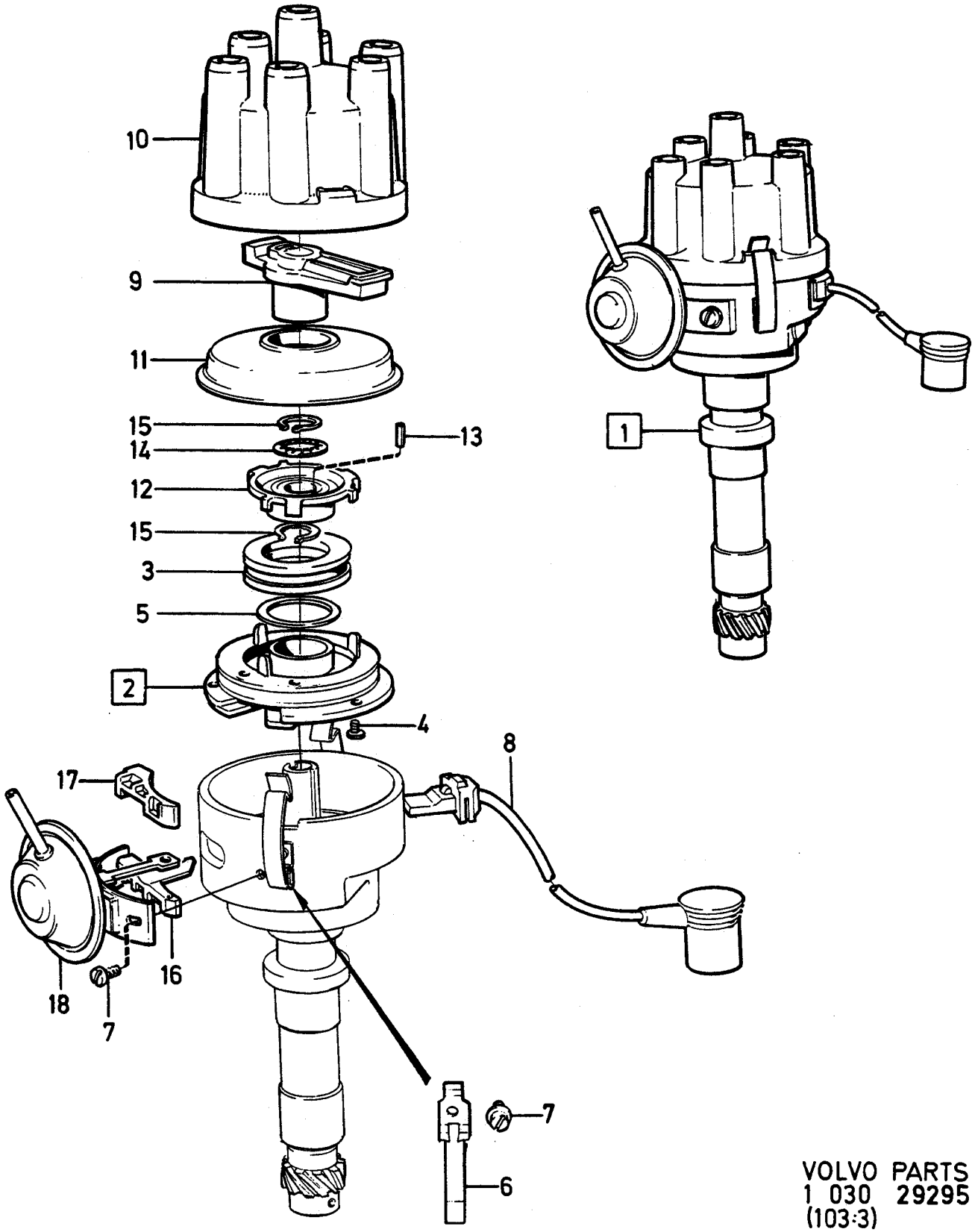

VOLVO PARTS
1 030 29295
(103:3)

A
B
C
D
E

DISTRIBUTOR FÖRDELARE

Group / Grupp 28

Page / Sida 371

Fig	Part No. Artikel nr	Quantity /Antal A	B	C	D	E	PS	Description	Benämning	Notes Anmärkning	SR
1	1269191-1	1	-	-	-	-		Distributor	Fördelare		3
2	243915-6	1	-	-	-	-		•Impulse sensor	•Impulsgivare		2
3	244219-2	1	-	-	-	-		••Impulse coil	••Impulslindning		2
4	244203-6	3	-	-	-	-		••Screw	••Skruv		2
5	243929-7	1	-	-	-	-		••Adjusting washer	••Justerbricka		2
6	244220-0	2	-	-	-	-		•Retaining spring	•Hållfjäder		2
7	243928-9	2	-	-	-	-		•Screw	•Skruv		2
8	243920-6	1	-	-	-	-		•Electric cable	•Elledning		1
9	243922-2	1	-	-	-	-		•Distributor arm	•Fördelararm		1
10	243923-0	1	-	-	-	-		•Distributor cap	•Fördelarlock		1
11	1269389-1	1	-	-	-	-		•Condensation trap	•Kondensspärr		2
12	243917-2	1	-	-	-	-		•Rotor plate	•Rotorskiva		2
13	244209-3	1	-	-	-	-		•Pin	•Pinne		2
14	243916-4	1	-	-	-	-		•Spring washer	•Fjäderbricka		2
15	914448-6	2	-	-	-	-		•Retaining ring	•Spårring		2
16	243926-3	1	-	-	-	-		•Retainer	•Hållare		2
17	243927-1	1	-	-	-	-		•Retainer	•Hållare		2
18	1269391-7	1	-	-	-	-		•Vacuum regulator	•Vakuumregulator		3

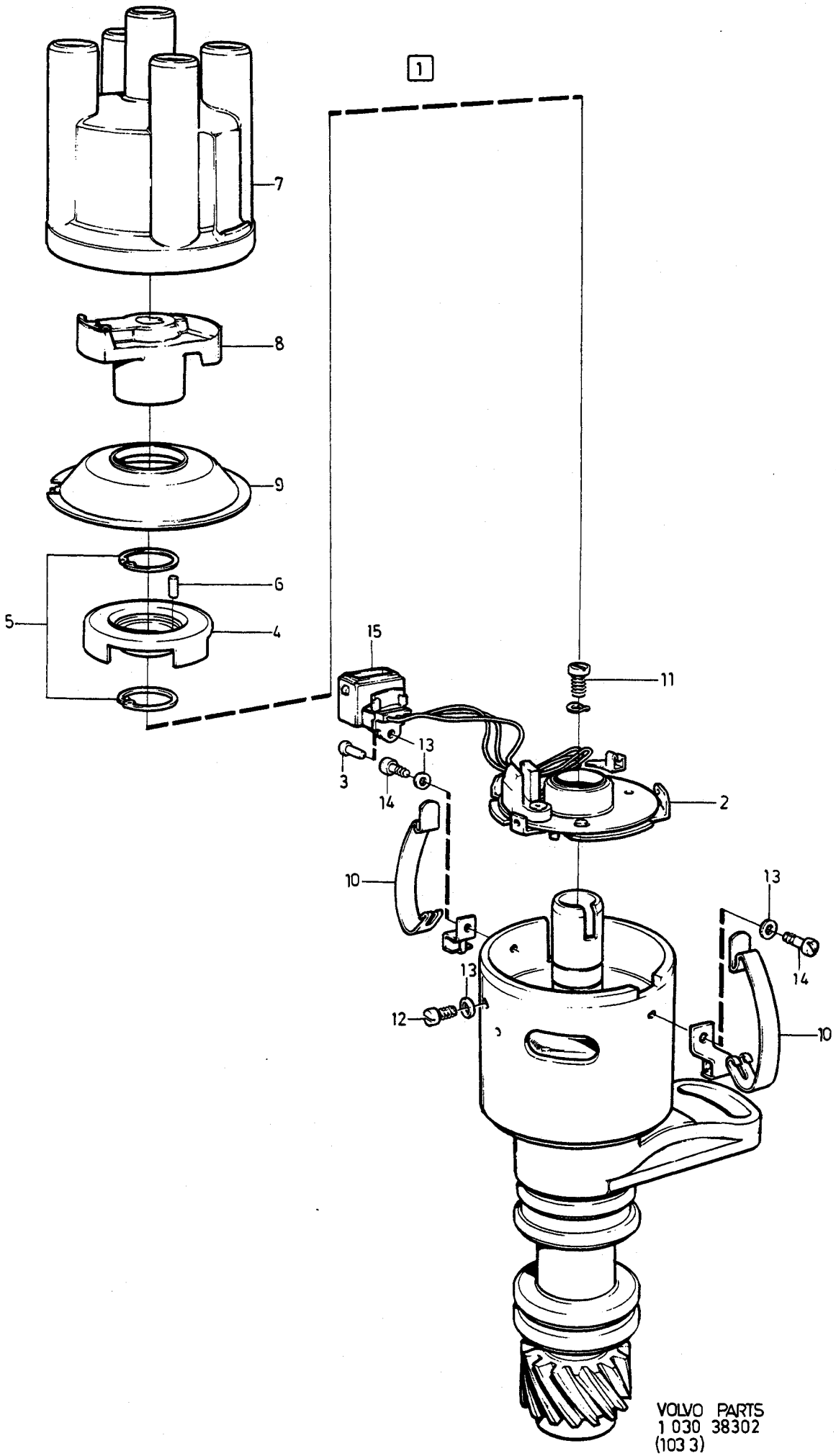
1
7
8
9
6
5
4
15
11
13
3
14
2
10
13
13
14
12
10
VOLVO PARTS
1 030 38302
(103 3)

A
B
C
D
E

DISTRIBUTOR FÖRDELARE

Group Grupp 28

Page Sida 373

Fig	Part No. Artikel nr	Quantity /Antal A	B	C	D	E	P S	Description	Benämning	Notes Anmärkning	S R
1	1332587-3	1	-	-	-	-		Distributor	Fördelare		3
2	1346803-8	1	-	-	-	-		• Impulse sensor	• Impulsgivare		1
3	1336434-4	1	-	-	-	-		• Pin	• Stift		2
4	1346799-8	1	-	-	-	-		• Rotor plate	• Rotorskiva		1
5	243933-9	2	-	-	-	-		• Retaining ring	• Spårring		2
6	244209-3	1	-	-	-	-		• Pin	• Pinne		2
7	243797-8	1	-	-	-	-		• Distributor cap	• Fördelarlock		1
8	1336240-5	1	-	-	-	-		• Distributor arm	• Fördelararm		1
9	1336242-1	1	-	-	-	-		• Condensation trap	• Kondensspärr		2
10	244205-1	2	-	-	-	-		• Retaining spring	• Hållfjäder		2
11	243938-8	1	-	-	-	-		• Screw	• Skruv		2
12	956058-2	2	-	-	-	-		• Screw	• Skruv	(241715)	2
13	941904-5	4	-	-	-	-		• Spring washer	• Fjäderbricka		2
14	243937-0	2	-	-	-	-		• Screw	• Skruv		2
15	1346800-4	1	-	-	-	-		• Housing	• Isolator		2

[1]

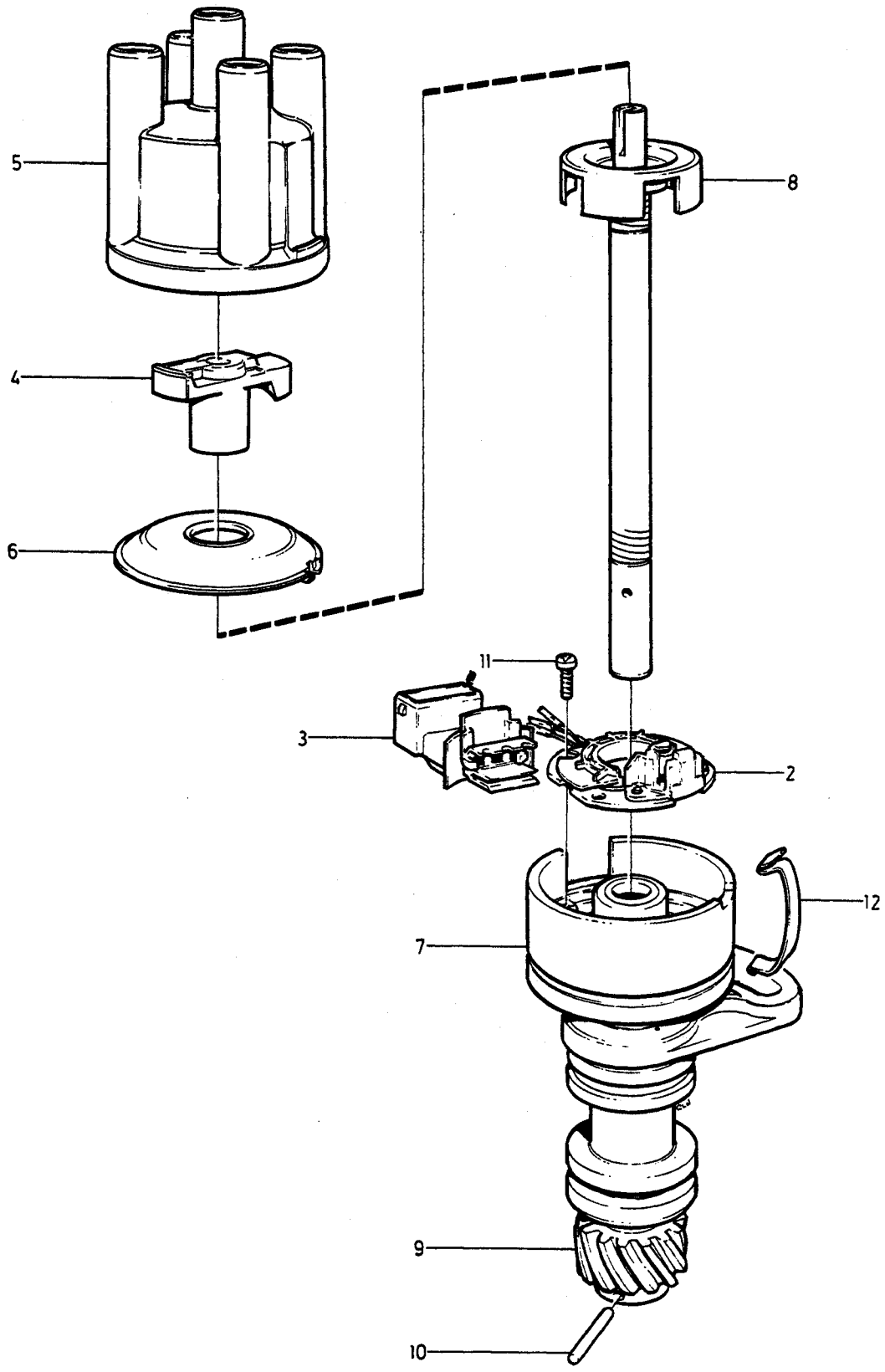

VOLVO PARTS
1 030 40047
(103:3)

A	1367382
B	1367468
C	
D	
E	

DISTRIBUTOR FÖRDELARE

Group Grupp 28

Page Sida 375

Fig	Part No. Artikel nr	Quantity /Antal A	B	C	D	E	PS	Description	Benämning	Notes Anmärkning	SR
1	1367382-7	1	-	-	-	-		Distributor	Fördelare		3
	1367468-4	-	1	-	-	-		Distributor	Fördelare		3
2	1389424-1	1	-	-	-	-		•Impulse sensor	•Impulsgivare		1
3	1389492-8	1	-	-	-	-		•Housing	•Isolator		2
4	1389425-8	1	1	-	-	-		•Distributor arm	•Fördelararm		1
5	243797-8	1	1	-	-	-		•Distributor cap	•Fördelarlock		1
6	1389427-4	1	-	-	-	-		•Condensation trap	•Kondensspärr		2
	1389524-8	-	1	-	-	-		•Condensation trap	•Kondensspärr		2
7		1	1	-	-	-	NS	•Housing	•Hus		
8		1	1	-	-	-	NS	•Distributor shaft Rotor	•Fördelaraxel Rotor		
9		1	1	-	-	-	NS	•Drive gear	•Drev		
10	1389428-2	1	1	-	-	-		•Lock pin	•Låspinne		2
11	1389484-5	3	-	-	-	-		•Screw	•Skruv		2
12	1389491-0	2	2	-	-	-		•Retaining spring	•Hållfjäder		2

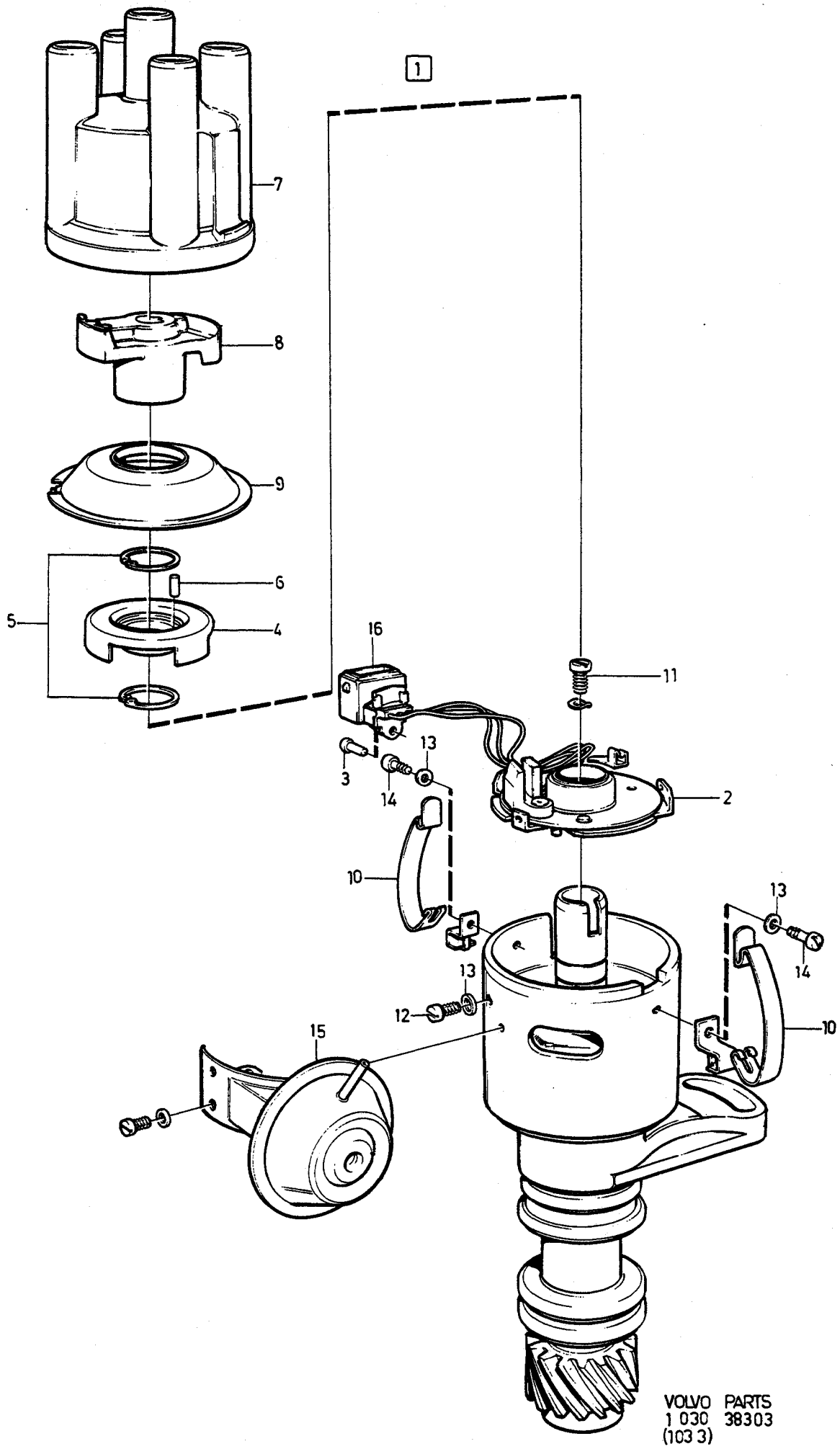

VOLVO PARTS
1 030 38303
(103 3)

A	1336690
B	1346919
C	
D	
E	

DISTRIBUTOR FÖRDELARE

Group / Grupp 28

Page / Sida 377

Fig	Part No. / Artikel nr	Quantity /Antal A	B	C	D	E	PS	Description	Benämning	Notes / Anmärkning	SR
1	1336690-1	1	-	-	-	-		Distributor	Fördelare		3
	1346919-2	-	1	-	-	-		Distributor	Fördelare		3
2	1346802-0	1	1	-	-	-		•Impulse sensor	•Impulsgivare		1
3	1336434-4	1	1	-	-	-		•Pin	•Stift		2
4	1346796-4	1	1	-	-	-		•Rotor plate	•Rotorskiva		1
5	243933-9	2	2	-	-	-		•Retaining ring	•Spårring		2
6	244209-3	1	1	-	-	-		•Pin	•Pinne		2
7	243797-8	1	1	-	-	-		•Distributor cap	•Fördelarlock		1
8	1357418-1	1	1	-	-	-		•Distributor arm	•Fördelararm		1
9	1336242-1	1	1	-	-	-		•Condensation trap	•Kondensspärr		2
10	244205-1	2	2	-	-	-		•Retaining spring	•Hållfjäder		2
11	243938-8	1	1	-	-	-		•Screw	•Skruv		2
12	956058-2	2	2	-	-	-		•Screw	•Skruv	(241715)	2
13	941904-5	4	4	-	-	-		•Spring washer	•Fjäderbricka		2
14	243937-0	2	2	-	-	-		•Screw	•Skruv	REPL 1 PCS 956058-2 1 PCS 941904-5	2
15	1357419-9	1	1	-	-	-		•Vacuum regulator	•Vakuumregulator		2
16	1346800-4	1	1	-	-	-		•Housing	•Isolator		2

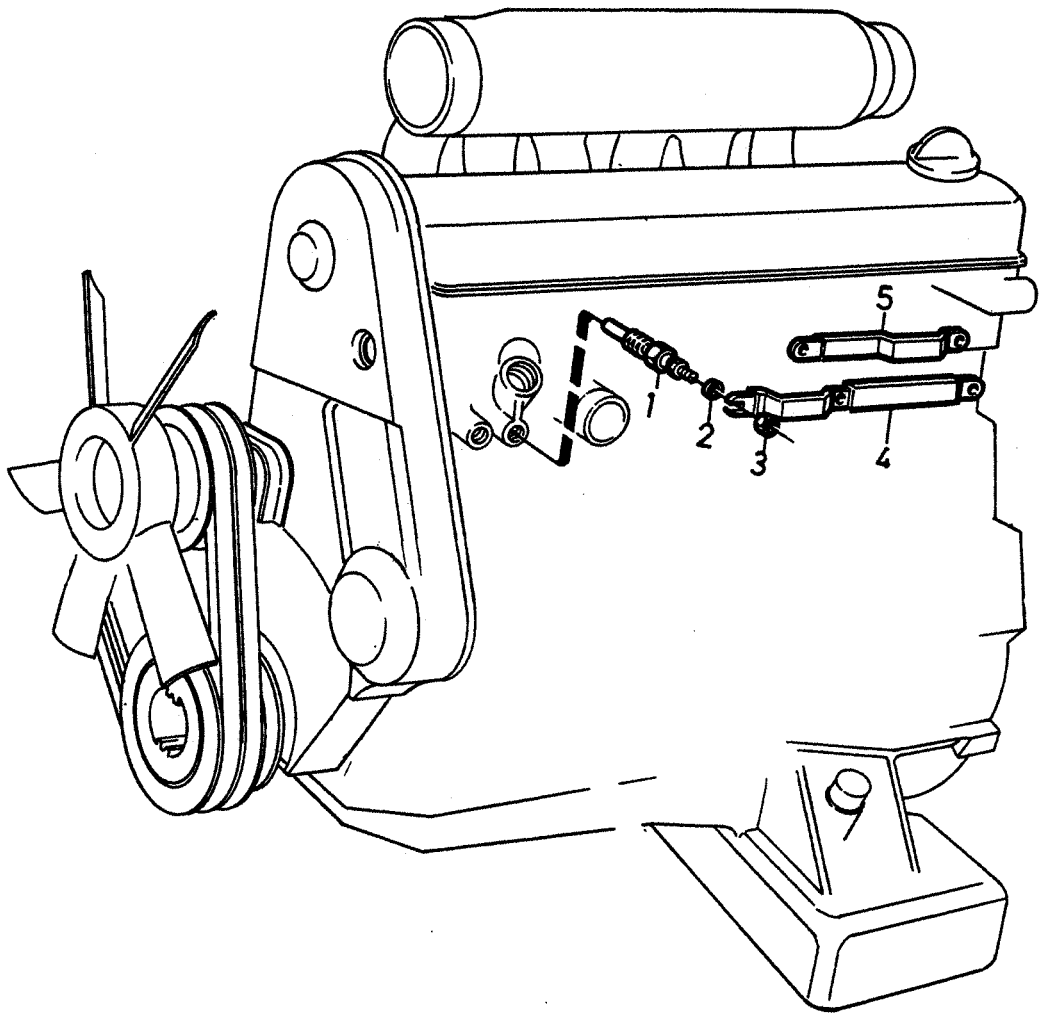

© VOLVO
Genuine Parts
PV360 41329
(103 2)

A
B
C
D
E

GLOW PLUG GLÖDSTIFT

DSL

Group Grupp 28

Page Sida 379

Fig	Part No. Artikel nr	Quantity /Antal A	B	C	D	E	P S	Description	Benämning	Notes Anmärkning	S R
1	1257889-4	6	-	-	-	-		Glow plug	Glödstift	(1257888)	2
2	941905-2	6	-	-	-	-		Spring washer	Fjäderbricka		2
3	955780-2	6	-	-	-	-		Nut	Mutter		2
4	1257530-4	2	-	-	-	-		Connecting rail	Förbindningsskena		3
5	1257649-2	1	-	-	-	-		Connecting rail	Förbindningsskena		3

[1]

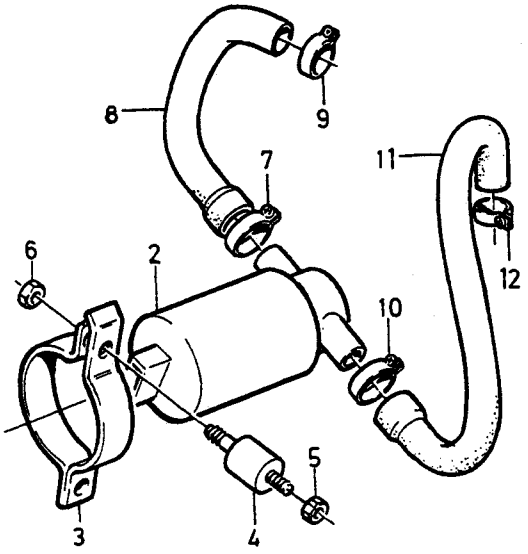

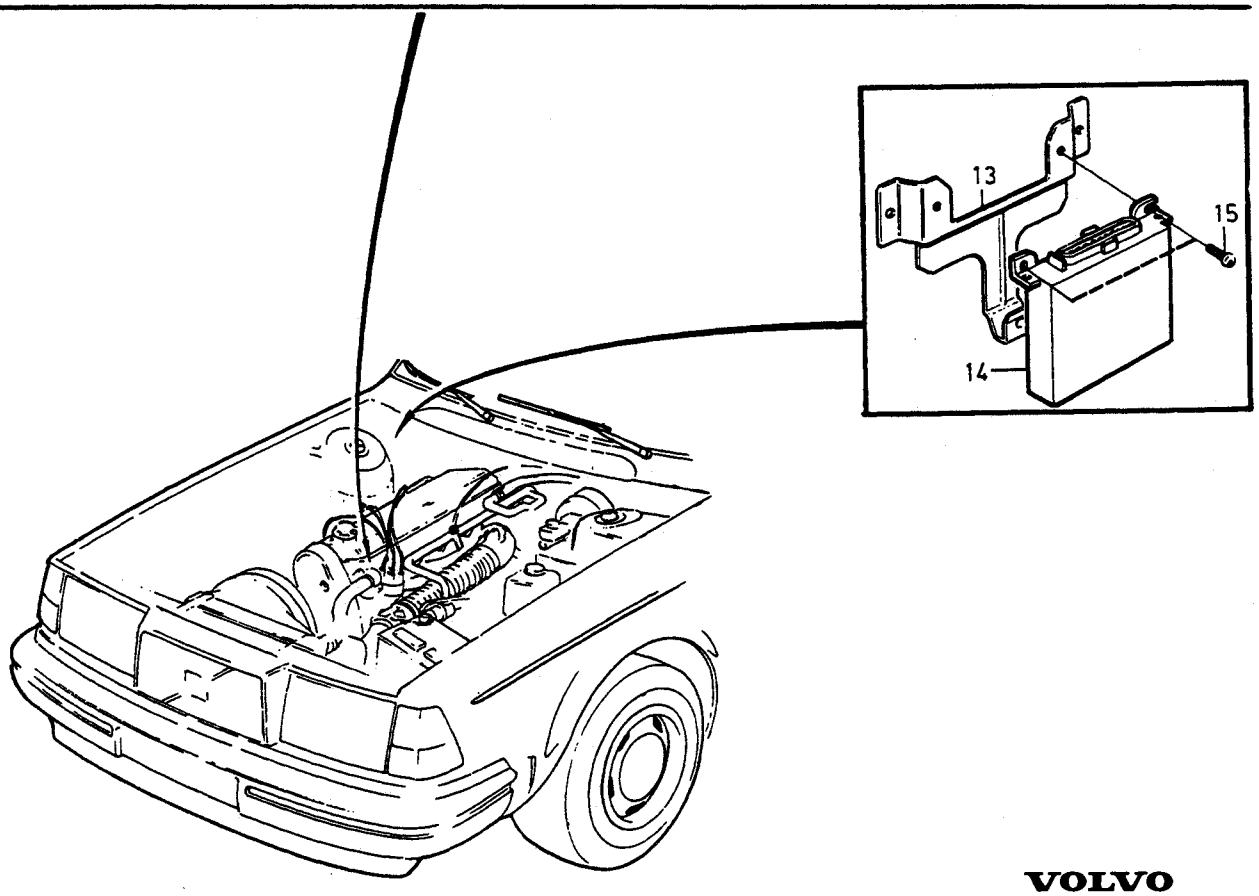

VOLVO
Genuine Parts
PV 280 51114

A
B
C
D
E

REGULATING SYSTEM FUEL SUPPLY REGLERSYSTEM BRÄNSLETILLFÖRSEL

Group Grupp 28

Page Sida 381

B230F

Fig	Part No. Artikel nr	Quantity /Antal A	B	C	D	E	PS	Description	Benämning	Notes Anmärkning	SR
1		-	-	-	-	-		Control slide with fittings	Reglerslid med monterings-detaljer		
☆ 2	3517067-9	1	-	-	-	-		• Control mechanism	• Reglermekanism	(1317957)	3
3	1357991-7	1	-	-	-	-		• Clamp	• Klamma		4
4	1367014-6	2	-	-	-	-		• Rubber cushion	• Gummikudde		4
5	955781-0	2	-	-	-	-		• Nut	• Mutter		2
6	955781-0	2	-	-	-	-		• Nut	• Mutter		2
☆ 7	975279-1	1	-	-	-	-		• Hose clamp	• Slangklämma	(948219)	2
8	1326110-2	1	-	-	-	-		• Hose ..... Inlet manifold	• Slang ..... Inloppsrör		3
☆ 9	975278-3	1	-	-	-	-		• Hose clamp	• Slangklämma	(946308)	2
☆ 10	975279-1	1	-	-	-	-		• Hose clamp	• Slangklämma	(948219)	2
11	1357861-2	1	-	-	-	-		• Hose	• Slang		3
12	943473-9	1	-	-	-	-		• Hose clamp	• Slangklamma		2
13	1346617-2	1	-	-	-	-		Bracket	Konsol		4
14	1389094-2	1	-	-	-	-		Control unit	Styrenhet		3
☆ 15	972409-7	2	-	-	-	-		Screw	Skruv	(949444)	2

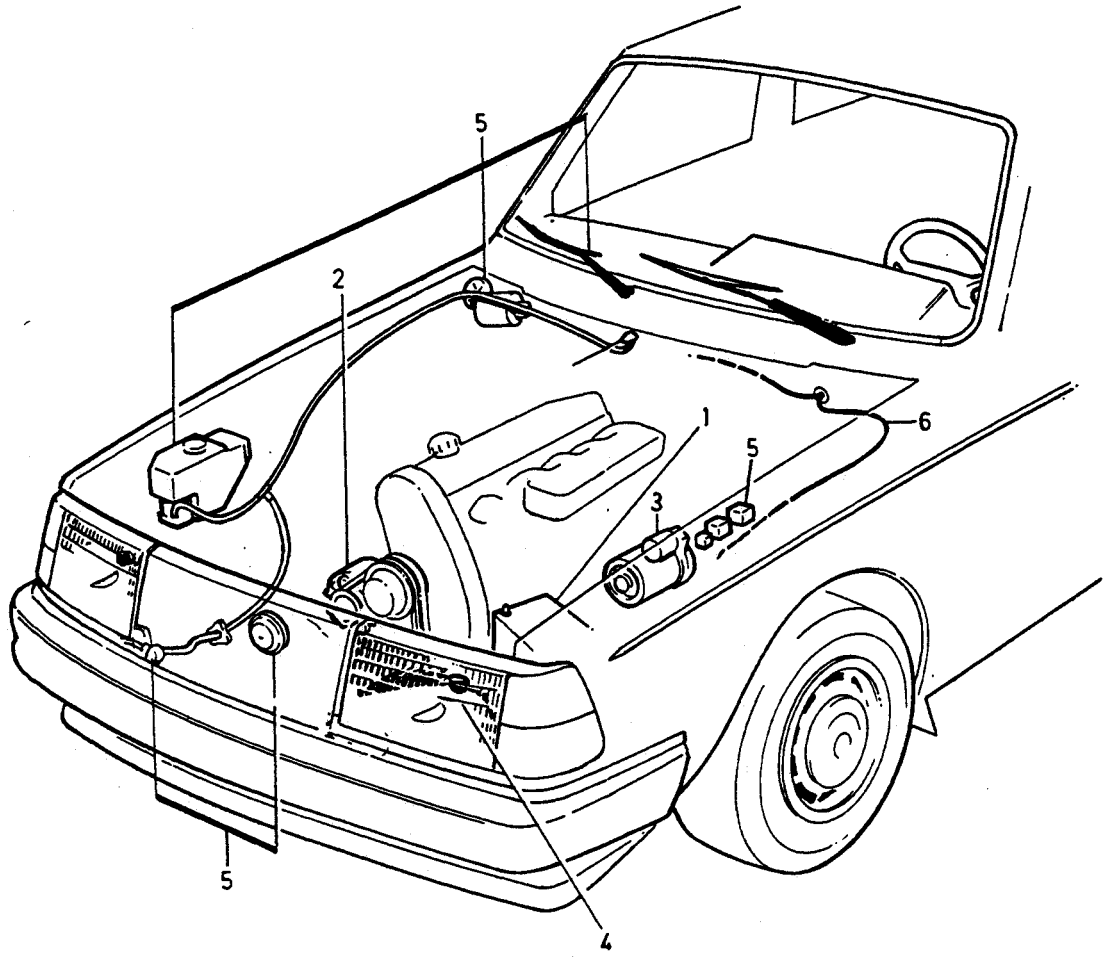

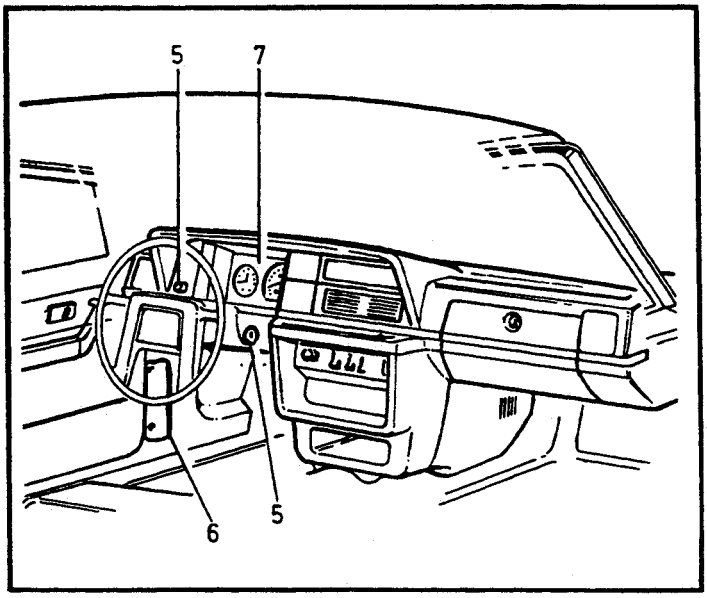

VOLVO
Genuine Parts
PV300 52019

GROUP INDEX
ELECTRICAL SYSTEM

GRUPP INDEX
ELSYSTEM

Fig	Description	Benämning	Notes Anmärkning
	SUB GROUP 31	**UNDERGRUPP 31**	
1	Batteries	Batteri	SEE **31**•387
	SUB GROUP 32	**UNDERGRUPP 32**	
2	Alternator	Generator	SEE **32**•395
	SUB GROUP 33	**UNDERGRUPP 33**	
3	Starter motor	Startmotor	SEE **33**•413
	SUB GROUP 35	**UNDERGRUPP 35**	
4	Lighting	Belysning	SEE **35**•431
	SUB GROUP 36	**UNDERGRUPP 36**	
5	Other electrical equipment	Övrig elektrisk utrustning	SEE **36**•447
	SUB GROUP 37	**UNDERGRUPP 37**	
6	Wiring and fuses	Ledningar och säkringar	SEE **37**•481
	SUB GROUP 38	**UNDERGRUPP 38**	
7	Instrumentation	Instrumentering	SEE **38**•527

A		SUB GROUP BATTERIES	UNDERGRUPP BATTERI	Group Grupp 31
B				
C				
D				Page Sida 387
E				

Fig	Part No. Artikel nr	Quantity /Antal A	B	C	D	E	PS	Description	Benämning	Notes Anmärkning	SR
		-	-	-	-	-		Batteries 4CYL	Batteri 4CYL	SEE 31•389	
		-	-	-	-	-		Batteries 6CYL	Batteri 6CYL	SEE 31•391	
		-	-	-	-	-		Batteries ..... DSL	Batteri ..... DSL	SEE 31•393	
		-	-	-	-	-		Notes	Anmärkning	1)	

1) Engines B17A, B19ET, B21ET, B21FT and related parts are not listed in this catalogue. For the subject engines, please refer to the 240-260 SERIES 1979-1984 catalogue. / Motorer B17A,B19ET,B21ET,B21FT och tillhörande detaljer redovisas ej i denna katalog. Vid behov hänvisas till reservdelskatalog 240-260 SERIES 1979-1984.

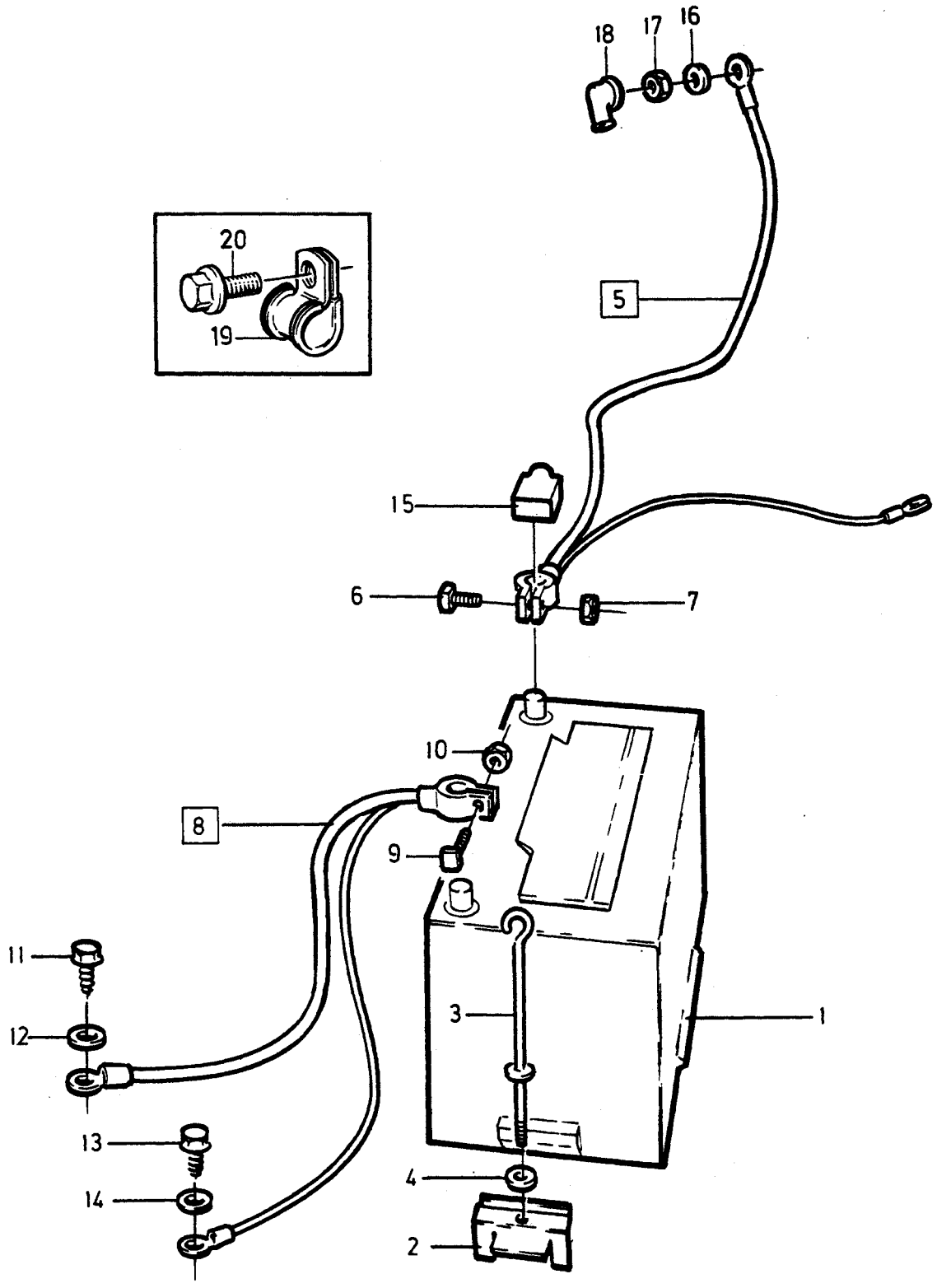

©VOLVO
Genuine Parts

A B C D E

BATTERIES — BATTERI

Group / Grupp 31

Page / Sida 389

4CYL

Fig	Part No. / Artikel nr	Quantity /Antal A	B	C	D	E	PS	Description	Benämning	Notes / Anmärkning	SR
1	1235719-0	1	-	-	-	-		Battery	Batteri	60Ah, -1986	1
	1324250-8	1	-	-	-	-		Battery	Batteri	450A, 1987	1
2	1315003-2	1	-	-	-	-		Attaching plate	Fästplåt	-1986	4
		-	-	-	-	-		Attaching plate	Fästplåt	1987	
										SEE 81•903	
3	1247171-0	1	-	-	-	-		Screw	Skruv	-1986	2
		-	-	-	-	-		Screw	Skruv	1987	
										SEE 81•903	
4	945717-7	1	-	-	-	-		Retaining clip	Hållare	-1986	2
		-	-	-	-	-		Retainer	Hållare	1987	
										SEE 81•903	
5	1258363-9	1	-	-	-	-		Battery cable +	Batteriledning +	EXC B230F -1986	3
	1323822-5	1	-	-	-	-		Battery cable +	Batteriledning +	B230F -1986	3
☆	3523071-3	1	-	-	-	-		Battery cable +	Batteriledning +	(1363458) 1987	5
6	1308831-5	1	-	-	-	-		•Screw	•Skruv		2
7	948329-8	1	-	-	-	-		•Nut	•Mutter		2
8	1215207-0	1	-	-	-	-		Battery cable -	Batteriledning -	-1986	3
☆	3523070-5	1	-	-	-	-		Battery cable -	Batteriledning -	(1363459) 1987	5
9	948328-0	1	-	-	-	-		•Screw	•Skruv		2
10	948329-8	1	-	-	-	-		•Nut	•Mutter		2
11	940148-0	1	-	-	-	-		Screw	Skruv	W/O A.C M10X16	2
	946472-8	1	-	-	-	-		Flange screw	Flänsskruv	A.C M10X30	2
12	941908-6	1	-	-	-	-		Spring washer	Fjäderbricka	W/O A.C	2
13	946485-0	1	-	-	-	-		Screw	Skruv		2
14	942605-7	1	-	-	-	-		Toothed washer	Tandbricka		2
☆ 15	1398695-5	1	-	-	-	-		Cover	Kåpa	(1323015)	2
16	941907-8	1	-	-	-	-		Spring washer	Fjäderbricka		2
☆ 17	968862-3	1	-	-	-	-		Flange nut	Flänsmutter	(955782)	8
18	673580-7	1	-	-	-	-		Gaiter	Gummikåpa		2
19	952630-2	1	-	-	-	-		Clamp	Klamma	EXC B230F,B230K	2
	952633-6	1	-	-	-	-		Clamp	Klamma	B230F,B230K	2
	952636-9	1	-	-	-	-		Clamp	Klamma	(J)	2
20	947243-2	1	-	-	-	-		Screw	Skruv		2

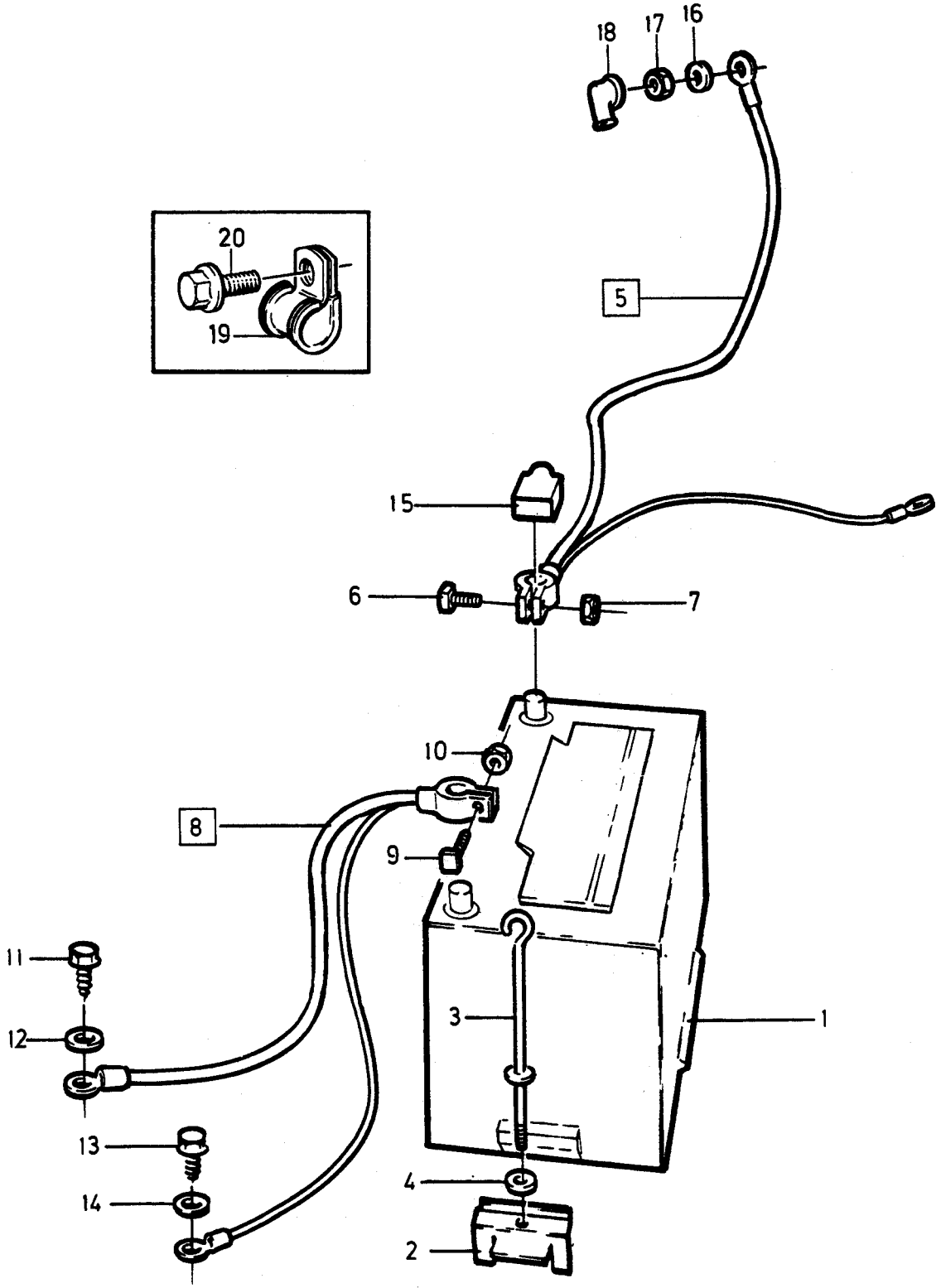

©VOLVO
Genuine Parts

A
B
C
D
E

BATTERIES — BATTERI

Group / Grupp 31

Page / Sida 391

6CYL

Fig	Part No. / Artikel nr	Quantity / Antal A	B	C	D	E	PS	Description	Benämning	Notes / Anmärkning	SR
1	1235780-2	1	-	-	-	-		Battery	Batteri	70Ah, -1986	1
	1324250-8	1	-	-	-	-		Battery	Batteri	450A, 1987	1
2	1315003-2	1	-	-	-	-		Attaching plate	Fästplåt	-1986	4
		-	-	-	-	-		Attaching plate	Fästplåt	1987	
										SEE 81•903	
3	1247171-0	1	-	-	-	-		Screw	Skruv	-1986	2
		-	-	-	-	-		Screw	Skruv	1987	
										SEE 81•903	
4	945717-7	1	-	-	-	-		Retaining clip	Hållare	-1986	2
		-	-	-	-	-		Retainer	Hållare	1987	
										SEE 81•903	
5	1258363-9	1	-	-	-	-		Battery cable +	Batteriledning +	R.H.D	3
	1235336-3	1	-	-	-	-		Battery cable +	Batteriledning +	L.H.D	3
6	948328-0	1	-	-	-	-		•Screw	•Skruv		2
7	948329-8	1	-	-	-	-		•Nut	•Mutter		2
8	1215208-8	1	-	-	-	-		Battery cable -	Batteriledning -		3
9	948328-0	1	-	-	-	-		•Screw	•Skruv		2
10	948329-8	1	-	-	-	-		•Nut	•Mutter		2
11	955294-4	1	-	-	-	-		Screw	Skruv		2
12	941907-8	1	-	-	-	-		Spring washer	Fjäderbricka		2
13	946485-0	1	-	-	-	-		Screw	Skruv		2
14	942605-7	1	-	-	-	-		Toothed washer	Tandbricka		2
15	1259727-4	1	-	-	-	-		Cover	Kåpa		2
16	941907-8	1	-	-	-	-		Spring washer	Fjäderbricka		2
☆ 17	968862-3	1	-	-	-	-		Flange nut	Flänsmutter	(955782)	8
18	673580-7	1	-	-	-	-		Gaiter	Gummikåpa		2
19	945611-2	1	-	-	-	-		Clamp	Klamma		2
20	944926-5	1	-	-	-	-		Flange screw	Flänsskruv		2

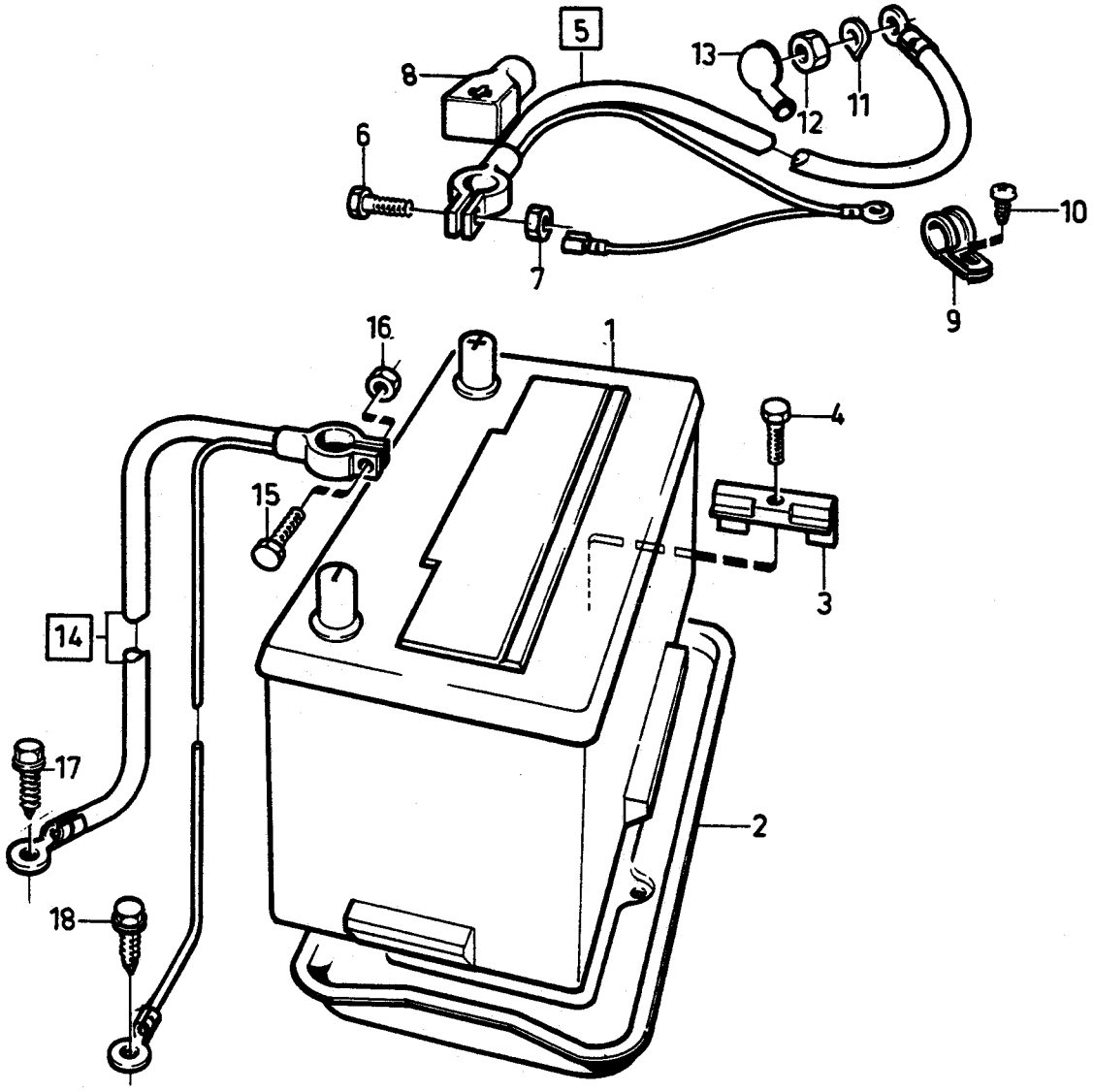

©VOLVO
Genuine Parts
PV 310 41323
(103:2)

A
B
C
D
E

BATTERIES — BATTERI

DSL

Group / Grupp 31

Page / Sida 393

Fig	Part No. / Artikel nr	Quantity / Antal A	B	C	D	E	PS	Description	Benämning	Notes / Anmärkning	SR
1	1259533-6	1	-	-	-	-		Battery	Batteri	88Ah, -1986	1
	1363509-9	1	-	-	-	-		Battery	Batteri	600A, 1987	1
2		1	-	-	-	-		Battery shelf	Batterihylla	SEE 81•903	
3	1255219-6	1	-	-	-	-		Anchorage	Fäste		4
4	967573-7	1	-	-	-	-		Flange screw	Flänsskruv	(946671)	2
5	1363903-4	1	-	-	-	-		Battery cable +	Batteriledning +	(1259992)	3
6	1308831-5	1	-	-	-	-		•Screw	•Skruv		2
7	948329-8	1	-	-	-	-		•Nut	•Mutter		2
8	1259727-4	1	-	-	-	-		Cover	Kåpa		2
9	952627-8	3	-	-	-	-		Clamp	Klamma		2
☆ 10	972426-1	3	-	-	-	-		Screw "Torx"	Skruv "Torx"	(966733)	2
11	941907-8	1	-	-	-	-		Spring washer	Fjäderbricka		2
☆ 12	968862-3	1	-	-	-	-		Flange nut	Flänsmutter	(955782)	8
13	1323987-6	1	-	-	-	-		Gaiter	Gummikåpa	(25971)	3
14	1307029-7	1	-	-	-	-		Battery cable -	Batteriledning -	(1258159)	3
15	948328-0	1	-	-	-	-		•Screw	•Skruv		2
16	948329-8	1	-	-	-	-		•Nut	•Mutter		2
17	946471-0	1	-	-	-	-		Flange screw	Flänsskruv		2
18	967552-1	1	-	-	-	-		Flange screw	Flänsskruv	(946501)	1

A
B
C
D
E

SUB GROUP
ALTERNATOR

UNDERGRUPP
GENERATOR

Group
Grupp
32

Page
Sida
395

Fig	Part No. Artikel nr	Quantity /Antal A	B	C	D	E	PS	Description	Benämning	Notes Anmärkning	SR
		-	-	-	-	-		Alternator ..... With mounting parts 4CYL	Generator ..... Med upphängningsdetaljer 4CYL	SEE 32•397	
		-	-	-	-	-		Alternator ..... With mounting parts 6CYL	Generator ..... Med upphängningsdetaljer 6CYL	SEE 32•399	
		-	-	-	-	-		Alternator ..... With mounting parts DSL	Generator ..... Med upphängningsdetaljer DSL	SEE 32•401	
		-	-	-	-	-		Repair kits	Reparationssats	SEE 32•411	
		-	-	-	-	-		Notes	Anmärkning	1)	

1) Engines B17A, B19ET, B21ET, B21FT and related parts are not listed in this catalogue. For the subject engines, please refer to the 240-260 SERIES 1979-1984 catalogue. / Motorer B17A,B19ET,B21ET,B21FT och tillhörande detaljer redovisas ej i denna katalog. Vid behov hänvisas till reservdelskatalog 240-260 SERIES 1979-1984.

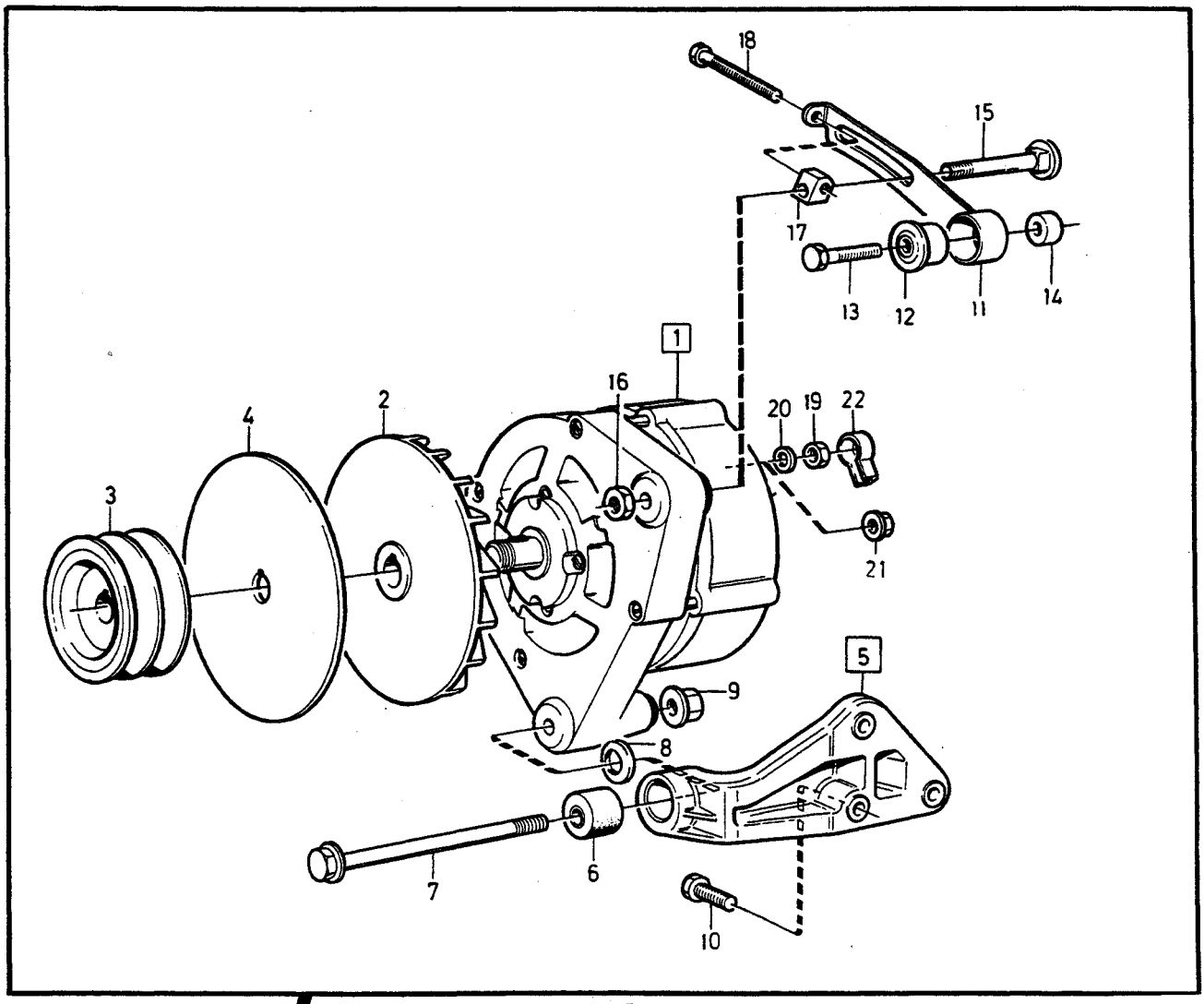

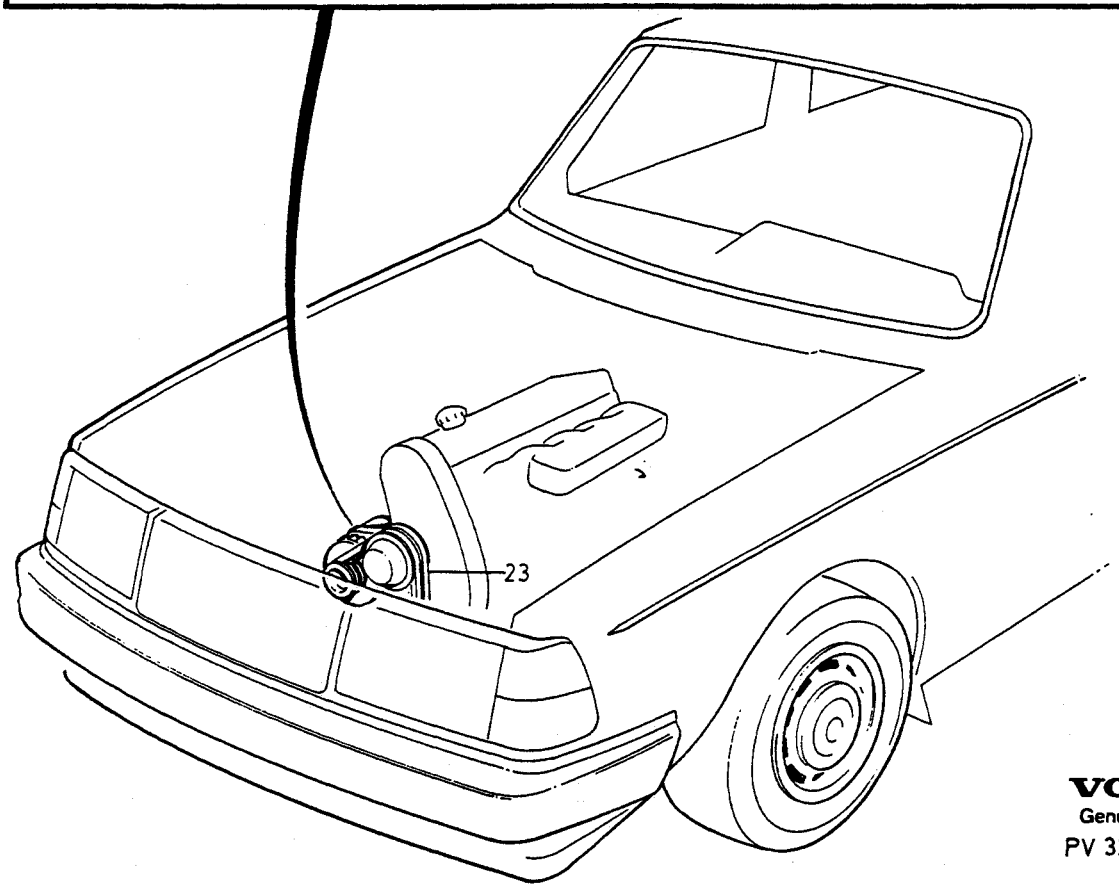

VOLVO
Genuine Parts
PV 320 50778

A B C D E

ALTERNATOR WITH MOUNTING PARTS — GENERATOR MED UPPHÄNGNINGSDETALJER

Group / Grupp 32

Page / Sida 397

4CYL

Fig	Part No. Artikel nr	Quantity /Antal A	B	C	D	E	PS	Description	Benämning	Notes Anmärkning	SR
1	*(1348506)*	1	-	-	-	-	SP	Alternator without temp. sender SEE 32•403	Generator utan temperaturgivare SEE 32•403	55A. B200,B230A,E REPL 1PCS 1363493-6	3
	5002898-4	1	-	-	-	-	EU	Alternator	Generator		2
	(1348508)	1	-	-	-	-	SP	Alternator with temperature sender SEE 32•403	Generator med temperaturgivare SEE 32•403	55A. B200, B230A,E,K REPL 1 PCS 1363493-6	3
	(5003508)	1	-	-	-	-	SP	Alternator, exch	Generator, bytes		2
	(1348507)	1	-	-	-	-	SP	Alternator without temp. sender SEE 32•405	Generator utan temperaturgivare SEE 32•405	70A B230F REPL 1 PCS 1363493-6	3
	5002899-2	1	-	-	-	-	EU	Alternator	Generator		2
	(1363496)	1	-	-	-	-	SP	Alternator with temperature sender SEE 32•407	Generator med temperaturgivare SEE 32•407	80A B230F REPL 1PCS 1363493-6	3
☆	5003665-6	1					EU	Alternator, exch	Generator, bytes		3
	1363493-6	1	-	-	-	-		Alternator without temp. sender SEE 32•407	Generator utan temperaturgivare SEE 32•407	80A	3
☆	5003665-6	1	-	-	-	-	EU	Alternator, exch	Generator, bytes		3
2		1	-	-	-	-		Fan	Fläkt	B200, B230A,E SEE 32•403	
		1	-	-	-	-		Fan	Fläkt	B230F SEE 32•405	
3		1	-	-	-	-		Pulley	Remskiva	B200, B230A,E SEE 32•403	
		1	-	-	-	-		Pulley	Remskiva	B230F SEE 32•405	
4	1323353-1	1	-	-	-	-		Disc	Skiva		2
5	1378604-1	1	-	-	-	-		Bracket	Konsol	(463797)	4
6	463909-2	2	-	-	-	-		•Rubber bushing	•Gummibussning		5
☆ 7	968893-8	1	-	-	-	-		Flange screw	Flänsskruv	(955311)	2
8	948880-0	1	-	-	-	-		Washer	Bricka		2
9	948645-7	1	-	-	-	-		Flange lock nut	Flänslåsmutter		2
10	945444-8	3	-	-	-	-		Flange screw	Flänsskruv		2
11	1346024-1	1	-	-	-	-		Tensioning arm	Spännarm		3
12	463909-2	1	-	-	-	-		Rubber bushing	Gummibussning		5
13	955304-1	1	-	-	-	-		Screw	Skruv		2
14	1346027-4	1	-	-	-	-		Spacer	Distans		3
15	948439-5	1	-	-	-	-		Screw	Skruv	(965648)	2
☆ 16	968862-3	1	-	-	-	-		Flange nut	Flänsmutter	(955782)	8
17	1346026-6	1	-	-	-	-		Striker plate	Låsbleck		3
18	1336962-4	1	-	-	-	-		Screw adjustment	Skruv justering		3
19	955781-0	1	-	-	-	-		Nut	Mutter	ALTER 1	2
20	960140-2	1	-	-	-	-		Washer	Bricka	(960139), ALTER 1	2
21	945407-5	1	-	-	-	-		Flange nut	Flänsmutter	ALTER 2	2
22	1234326-5	1	-	-	-	-		Protecting casing	Skyddskåpa		2
☆ 23	973537-4	1	-	-	-	-		V-belt set	Kilremsats	(968425)	2

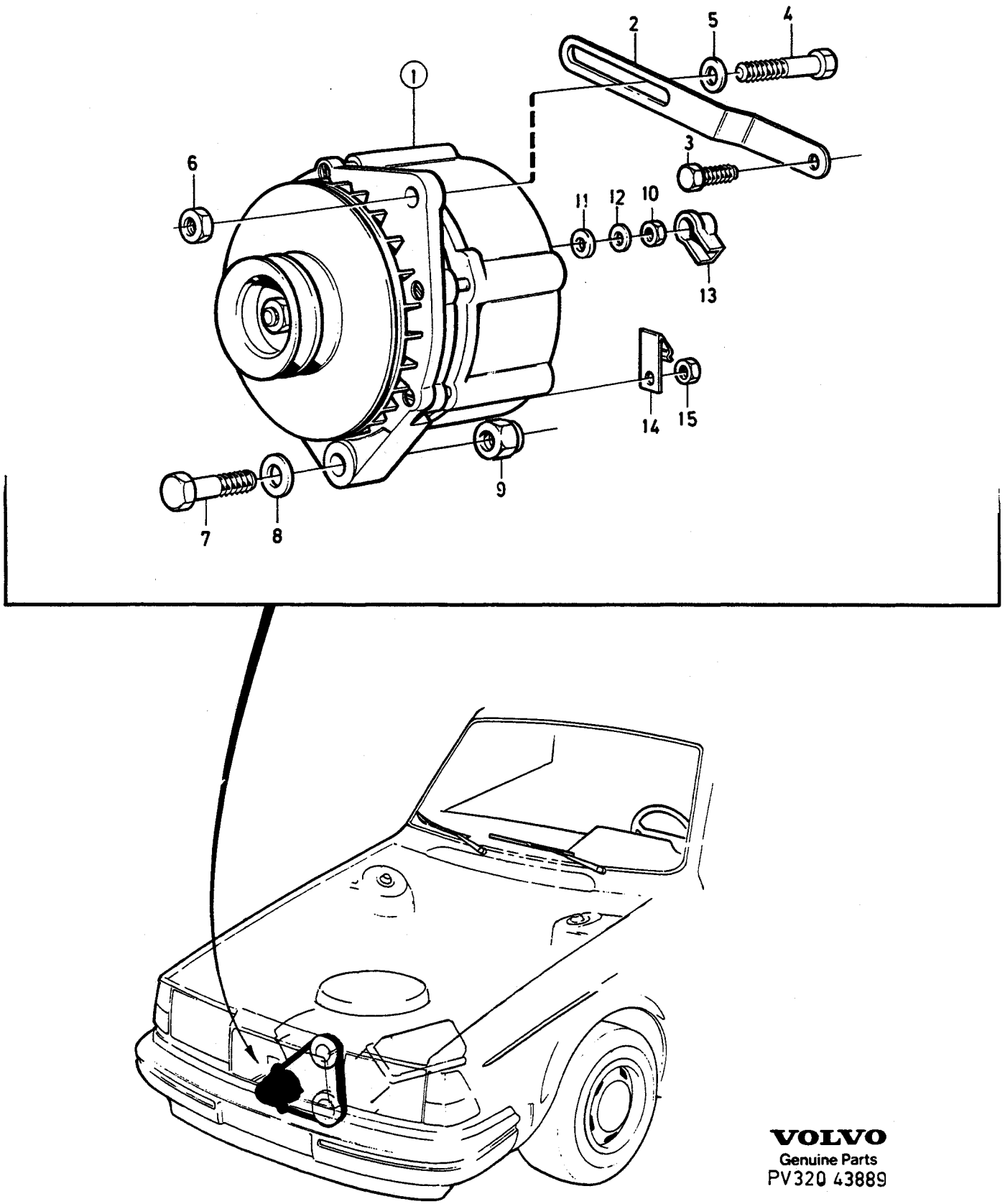

VOLVO
Genuine Parts
PV320 43889

A B C D E

ALTERNATOR WITH MOUNTING PARTS — GENERATOR MED UPPHÄNGNINGSDETALJER

6CYL

Group Grupp 32

Page Sida 399

Fig	Part No. Artikel nr	Quantity /Antal A	B	C	D	E	PS	Description	Benämning	Notes Anmärkning	SR
1	*(1324142)*	1	-	-	-	-	SP	Alternator ..... without temp. sender	Generator ..... utan temperaturgivare	90A REPL 1 PCS 1363510-7	3
		-	-	-	-	-		•SEE 32•405	•SEE 32•405		
	5002730-9	1	-	-	-	-	EU	Dynamo	Generator		2
	(1324956)	1	-	-	-	-	SP	Alternator ..... with temperature sender	Generator ..... med temperaturgivare	90A REPL 1 PCS 1363510-7	3
		-	-	-	-	-		•SEE 32•405	•SEE 32•405		
	5003000-6	1	-	-	-	-	EU	Alternator	Generator		2
	(1363512)	1	-	-	-	-	SP	Alternator ..... with temperature sender	Generator ..... med temperaturgivare	100A REPL 1PCS 1363510-7	3
		-	-	-	-	-		•SEE 32•409	•SEE 32•409		
	1363510-7	1	-	-	-	-		Alternator ..... without temp. sender	Generator ..... utan temperaturgivare	100A	3
		-	-	-	-	-		•SEE 32•409	•SEE 32•409		
2	1269182-0	1	-	-	-	-		Tensioner	Spännjärn		3
3	955296-9	1	-	-	-	-		Screw	Skruv		2
4	949466-7	1	-	-	-	-		Screw	Skruv		2
5	960141-0	1	-	-	-	-		Washer	Bricka		2
☆ 6	968862-3	1	-	-	-	-		Flange nut	Flänsmutter	(955782)	8
☆ 7	970963-5	1	-	-	-	-		Screw	Skruv	(955333)	2
8	192495-0	1	-	-	-	-		Washer	Bricka		2
☆ 9	971089-8	1	-	-	-	-		Lock nut	Låsmutter	(963107)	2
10	955781-0	1	-	-	-	-		Nut	Mutter		2
11	955892-5	1	-	-	-	-		Washer	Bricka		2
12	960140-2	1	-	-	-	-		Washer	Bricka	(960139)	2
13	1234326-5	1	-	-	-	-		Protecting casing	Skyddskåpa		2
14	269729-0	1	-	-	-	-		Clamp	Klamma		2
15	955780-2	1	-	-	-	-		Nut	Mutter		2

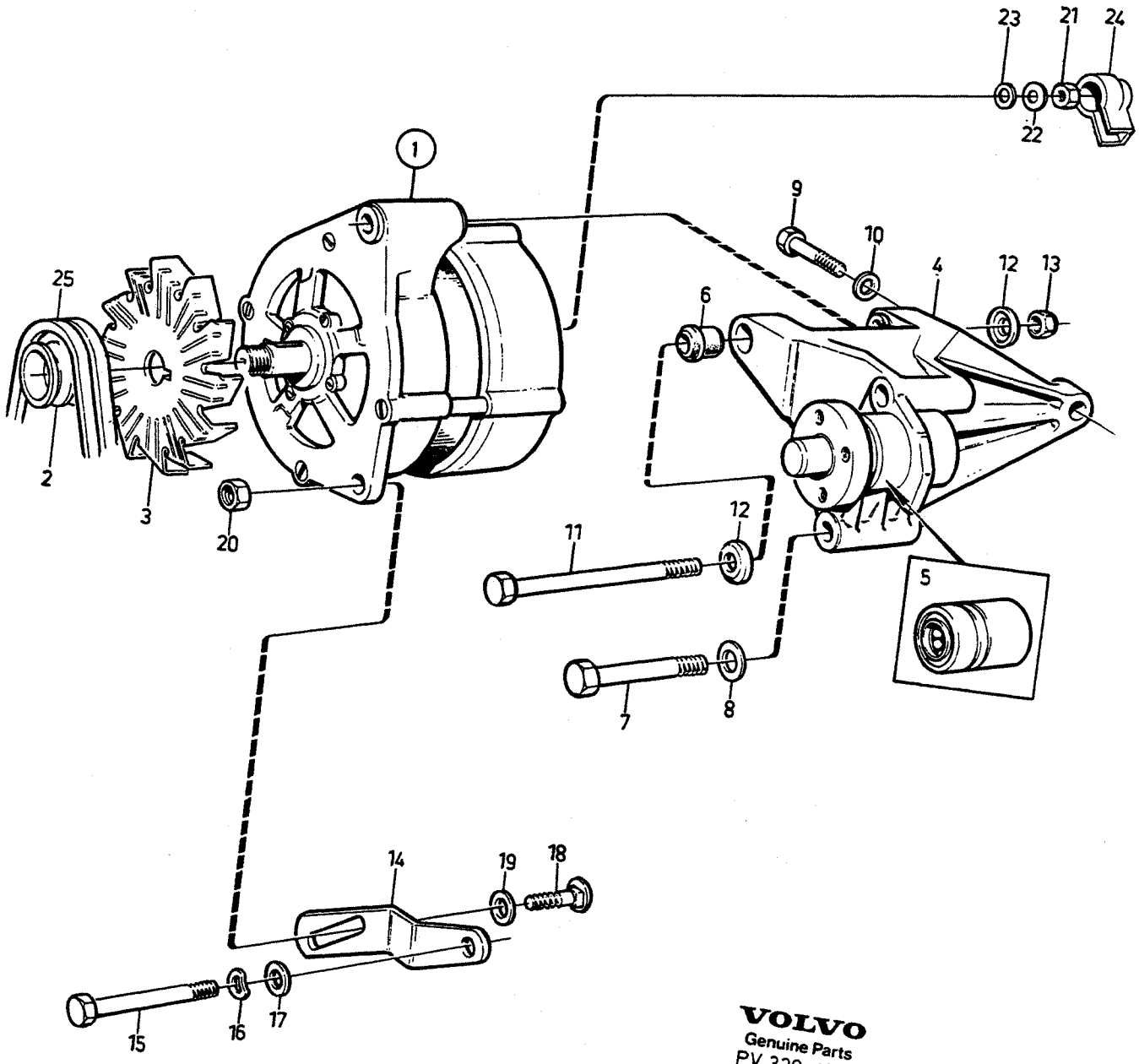

VOLVO
Genuine Parts
PV 320 49824

A
B
C
D
E

ALTERNATOR
WITH MOUNTING PARTS

GENERATOR
MED UPPHÄNGNINGSDETALJER

Group
Grupp
32

Page
Sida
401

DSL

Fig	Part No. Artikel nr	Quantity /Antal A	B	C	D	E	PS	Description	Benämning	Notes Anmärkning	SR
1	*(1323488)*	1	-	-	-	-	SP	Alternator ..... without temp. sender	Generator ..... utan temperaturgivare	55A REPL 1PCS 1324957-8	3
		-	-	-	-	-		•SEE **32**•403	•SEE **32**•403		
	5002048-6	1	-	-	-	-	EU	Alternator, exch	Generator, bytes		2
	1324957-8	1	-	-	-	-		Alternator ..... with temperature sender	Generator ..... med temperaturgivare	55A	3
		-	-	-	-	-		•SEE **32**•403	•SEE **32**•403		
	5003001-4	1	-	-	-	-	EU	Alternator	Generator		2
2	1259580-7	1	-	-	-	-		Pulley	Remskiva		2
3	1324620-2	1	-	-	-	-		Fan	Fläkt		2
4	1257214-5	1	-	-	-	-		Bracket	Konsol		4
5	1257795-3	1	-	-	-	-		•Bearing	•Lager	(1257219)	2
6	1328850-1	2	-	-	-	-		•Bushing	•Bussning	(1257379)	2
☆ 7	949366-9	2	-	-	-	-		Screw	Skruv	(955326)	2
8	941908-6	2	-	-	-	-		Spring washer	Fjäderbricka		2
☆ 9	948069-0	1	-	-	-	-		Screw	Skruv	(955298)	2
10	941907-8	1	-	-	-	-		Spring washer	Fjäderbricka		2
11	955309-0	1	-	-	-	-		Screw	Skruv		2
12	1257558-5	1	-	-	-	-		Washer	Bricka		2
☆ 13	968862-3	1	-	-	-	-		Flange nut	Flänsmutter	(955782)	8
14	1257339-0	1	-	-	-	-		Tensioning arm	Spännarm		3
15	955303-3	1	-	-	-	-		Screw	Skruv		2
16	941907-8	1	-	-	-	-		Spring washer	Fjäderbricka		2
17	960141-0	1	-	-	-	-		Washer	Bricka		2
18	1257340-8	1	-	-	-	-		Screw	Skruv		5
19	955894-1	1	-	-	-	-		Washer	Bricka		2
☆ 20	968862-3	1	-	-	-	-		Flange nut	Flänsmutter	(955782)	8
21	955781-0	1	-	-	-	-		Nut	Mutter		2
22	960140-2	1	-	-	-	-		Washer	Bricka	(960139)	2
23	955892-5	1	-	-	-	-		Washer	Bricka		2
24	1234326-5	1	-	-	-	-		Protecting casing	Skyddskåpa		2
25		-	-	-	-	-		V-belt	Kilrem	SEE **26**•325	

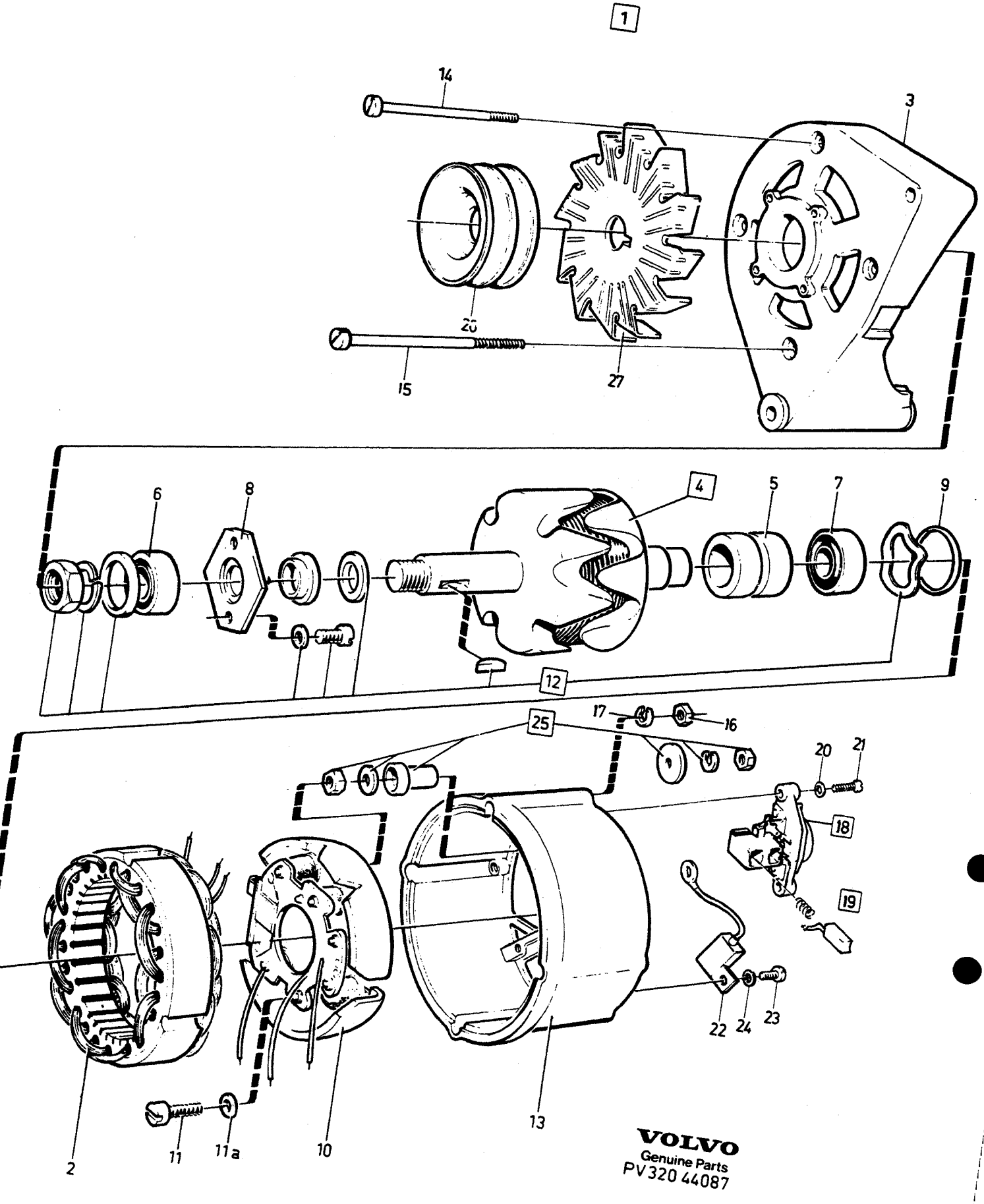

VOLVO
Genuine Parts
PV320 44087

A	1323488
B	1348506
C	1348508
D	1324957
E	

ALTERNATOR — GENERATOR

Group / Grupp 32

Page / Sida 403

Fig	Part No. / Artikel nr	Quantity /Antal A	B	C	D	E	PS	Description	Benämning	Notes / Anmärkning	SR
1	1324957-8	1	-	-	-	-		Alternator	Generator	(1323488)	3
	1363493-6	-	1	-	-	-		Alternator	Generator	(1348506)	3
	1363493-6	-	-	1	-	-		Alternator	Generator	(1348508)	3
	1324957-8	-	-	-	1	-		Alternator	Generator		3
2	243939-6	1	1	1	1	-		•Stator	•Stator		3
3	1259572-4	1	-	-	1	-		•Bearing shield front	•Lagersköld främre		2
		-	1	1	-	-	NS	•Bearing shield front	•Lagersköld främre		
4	1323482-8	1	1	1	1	-		•Rotor	•Rotor		3
5	1323483-6	1	1	1	1	-		••Slip ring	••Släpring		2
6	1323328-3	1	1	1	1	-		•Ball bearing front	•Kullager främre		2
☆ 7	3523497-0	1	1	1	1	-		•Ball bearing rear	•Kullager bakre	(1323329)	2
☆ 8	1698179-7	1	1	1	1	-		•Retainer	•Hållare	(243287)	3
9	244331-5	1	1	1	1	-		•O-ring	•O-ring		2
10	1363915-8	1	-	-	1	-		•Diode bridge	•Diodbrygga	(1323067)	2
	1363914-1	-	1	1	-	-		•Diode bridge	•Diodbrygga	(1235288)	2
☆ 11	3523050-7	3	3	3	-	-		•Screw	•Skruv	(1323069), ALTER 1	2
	956066-5	-	3	3	3	-		•Screw	•Skruv	ALTER 2	2
11a	941904-5	-	3	3	3	-		•Spring washer	•Fjäderbricka	ALTER 2	2
12	273503-3	1	1	1	1	-		•Repair kit	•Reparationssats		2
13		1	1	1	1	-	NS	•Bearing shield rear	•Lagersköld bakre		
☆ 14	3523498-8	3	-	-	3	-		•Screw	•Skruv	(1323070)	2
☆	3523051-5	-	3	3	-	-		•Screw	•Skruv	(243954)	2
15	1323071-9	1	-	-	1	-		•Screw	•Skruv		2
☆	3523052-3	-	1	1	-	-		•Screw	•Skruv	(243956)(1347607)	2
16	955780-2	2	1	1	1	-		•Nut	•Mutter		2
17	941905-2	3	2	2	-	-		•Spring washer	•Fjäderbricka		2
☆ 18	3523710-6	1	1	-	-	-		•Voltage regulator	•Spänningsregulator	(1324617)	2
☆	3523710-6	-	-	1	1	-		•Voltage regulator	•Spänningsregulator	(1348322)	2
19	1362710-4	1	1	1	1	-		•Carbon brush set	•Elborstsats	(1324618)	2
20	1324619-4	2	-	-	-	-		•Washer	•Bricka		2
	941905-2	-	2	2	2	-		•Spring washer	•Fjäderbricka		2
☆ 21	3523050-7	2	2	2	2	-		•Screw	•Skruv	(1323069)	2
22	1259579-9	1	1	1	1	-		•Capacitor	•Kondensator		1
23	241138-7	1	1	1	1	-		•Screw	•Skruv		6
24	941905-2	1	1	1	-	-		•Spring washer	•Fjäderbricka		2
25	273540-5	1	1	1	1	-		•Repair kit	•Reparationssats		2
26	1348318-5	-	1	1	-	-		•Pulley	•Remskiva		2
		1	-	-	-	-		Pulley	Remskiva	SEE 32•401	
	1324621-0	-	-	-	1	-		•Pulley	•Remskiva		2
27	1324620-2	-	1	1	1	-		•Fan	•Fläkt		2
		1	-	-	-	-		Fan	Fläkt	SEE 32•401	

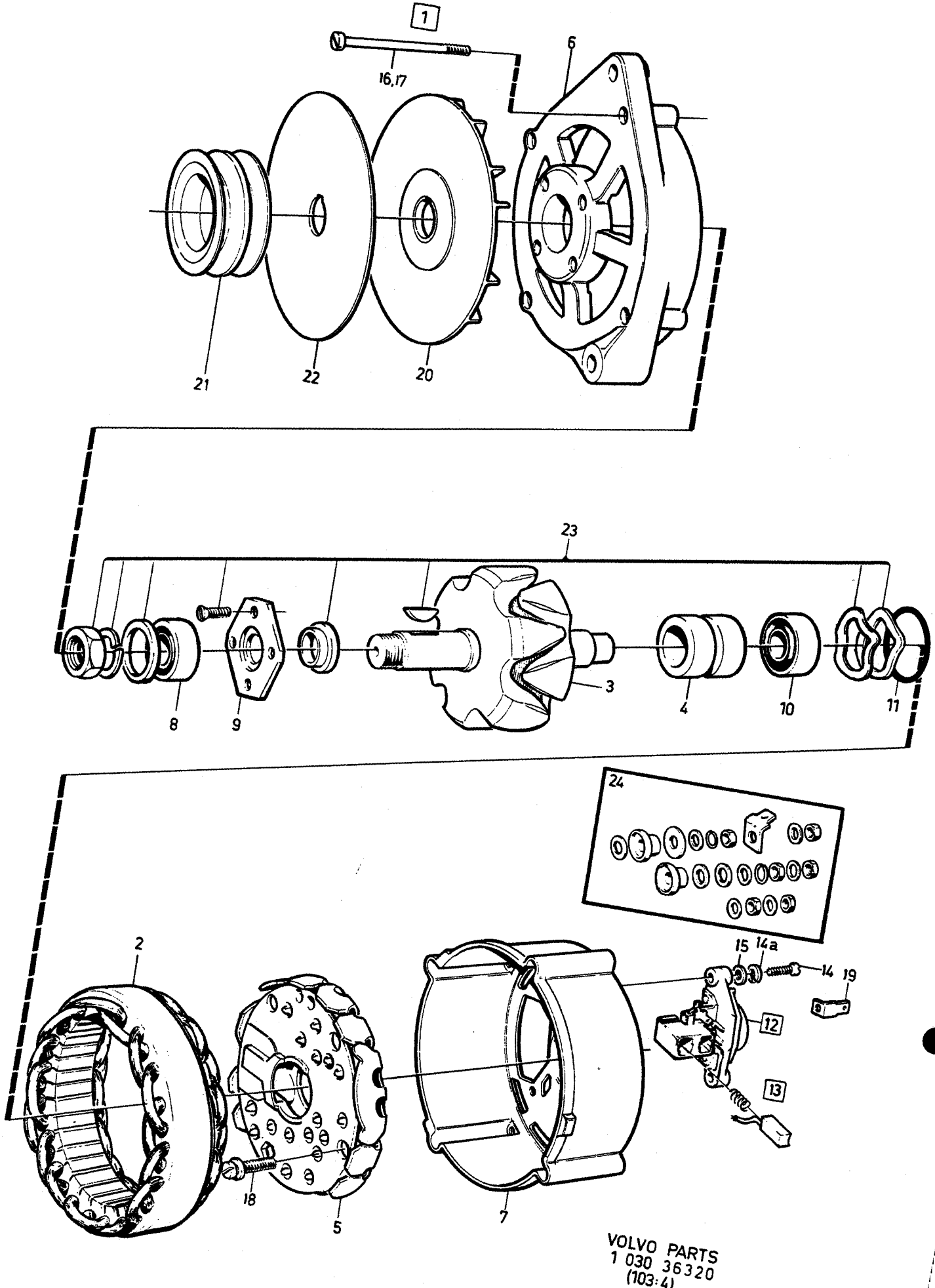

VOLVO PARTS
1 030 36320
(103:4)

A	1348507
B	1324142
C	1324956
D	
E	

ALTERNATOR GENERATOR

Group / Grupp 32

Fig	Part No. / Artikel nr	Quantity /Antal A	B	C	D	E	PS	Description	Benämning	Notes / Anmärkning	SR
1	1363493-6	1	-	-	-	-		Alternator	Generator	70A (1348507)	3
	1363510-7	-	1	-	-	-		Alternator	Generator	90A (1324142)	3
	1363510-7	-	-	1	-	-		Alternator	Generator	90A	3
2	1259564-1	1	-	-	-	-		• Stator	• Stator		3
	1398244-2	-	1	1	-	-		• Stator	• Stator	(1324960)	3
3	1363467-0	1	-	-	-	-		• Rotor	• Rotor	(1324965)	3
	1324958-6	-	1	1	-	-		• Rotor	• Rotor		3
4	1259559-1	1	1	1	-	-		• • Slip ring	• • Släpring		2
5	1259562-5	1	-	-	-	-		• Diode plate	• Diodplatta		2
	1324959-4	-	1	1	-	-		• Diode plate	• Diodplatta		2
6		1	-	-	-	-	NS	• Bearing shield front	• Lagersköld främre		
	1323465-3	-	1	1	-	-		• Bearing shield front	• Lagersköld främre		2
7		1	1	1	-	-	NS	• Bearing shield rear	• Lagersköld bakre		
8	1323328-3	1	1	1	-	-		• Ball bearing front	• Kullager främre		2
☆ 9	1698179-7	1	1	1	-	-		• Retainer	• Hållare	(243287)	3
10	1323330-9	1	1	1	-	-		• Ball bearing rear	• Kullager bakre		2
11	1259563-3	1	1	1	-	-		• O-ring	• O-ring		2
☆ 12	3523710-6	1	1	-	-	-		• Voltage regulator	• Spänningsregulator	(1324617)	2
☆	3523710-6	-	-	1	-	-		• Voltage regulator	• Spänningsregulator	(1348322)	2
13	1362710-4	1	1	1	-	-		• Carbon brush set	• Elborstsats	(1324618)	2
14	956066-5	2	2	2	-	-		• Screw	• Skruv		2
14a	941904-5	2	2	2	-	-		• Spring washer	• Fjäderbricka		2
15	1324619-4	-	2	2	-	-		• Washer	• Bricka		2
16	1347606-4	3	-	-	-	-		• Screw	• Skruv		2
	1324961-0	-	2	2	-	-		• Screw	• Skruv		2
☆ 17	3523052-3	1	-	-	-	-		• Screw	• Skruv	(1347607)	2
☆	3523499-6	-	2	2	-	-		• Screw	• Skruv	(1324962)	2
☆ 18	3523050-7	2	2	2	-	-		• Screw	• Skruv	(1323069)	2
19	942888-9	1	1	1	-	-		• Tab	• Flatstift	(1324964)	2
20	1324963-6	1	1	1	-	-		• Fan	• Fläkt		2
21	1348319-3	1	-	-	-	-		• Pulley	• Remskiva		2
	1259569-0	-	1	-	-	-		• Pulley	• Remskiva		2
	1347540-5	-	-	1	-	-		• Pulley	• Remskiva		2
22	1323353-1	1	1	1	-	-		• Disc	• Skiva		2
23	1259570-8	-	1	-	-	-		• Repair kit	• Reparationssats		2
	273503-3	1	-	1	-	-		• Repair kit	• Reparationssats		2
24	1259571-6	1	1	1	-	-		• Repair kit	• Reparationssats		2

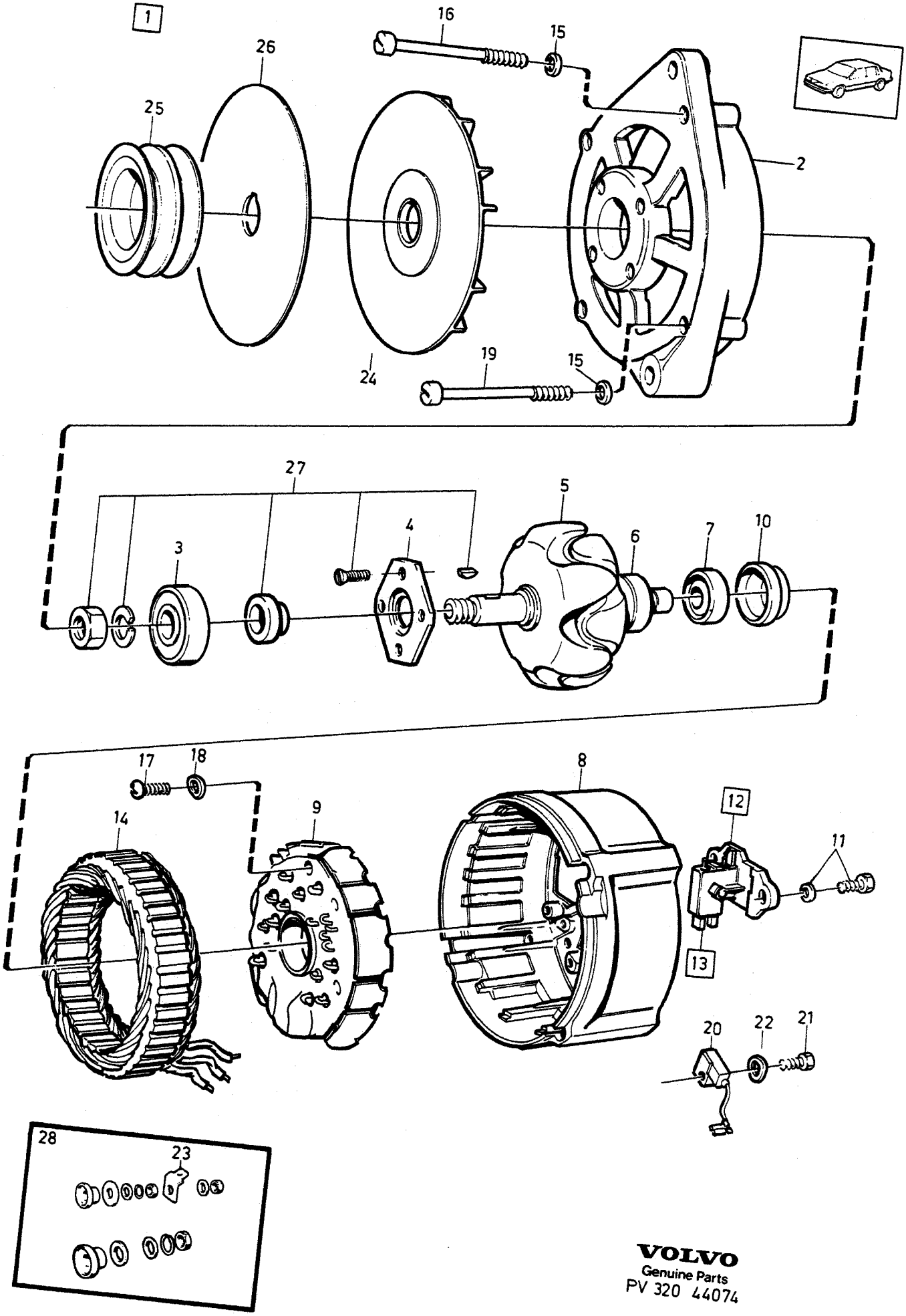

VOLVO
Genuine Parts
PV 320 44074

A B C D E

ALTERNATOR GENERATOR

Group Grupp 32

Page Sida 407

Fig	Part No. Artikel nr	Quantity /Antal A	B	C	D	E	PS	Description	Benämning	Notes Anmärkning	SR
1	1363493-6	1	-	-	-	-		Alternator with temperature sender	Generator med temperaturgivare	(1363496)	3
	1363493-6	1	-	-	-	-		Alternator without temp. sender	Generator utan temperaturgivare		3
2	1398648-4	1	-	-	-	-		• Bearing shield front	• Lagersköld främre		3
3	1363469-6	1	-	-	-	-		• Ball bearing front	• Kullager främre		2
4	1398636-9	1	-	-	-	-		• Cover plate	• Täckplatta		2
5	1398649-2	1	-	-	-	-		• Rotor	• Rotor		3
6	1259559-1	1	-	-	-	-		• Slip ring	• Släpring		2
☆ 7	3523048-1	1	-	-	-	-		• Ball bearing rear	• Kullager bakre	(1363743)	2
8	1398650-0	1	-	-	-	-		• Bearing shield rear	• Lagersköld bakre		3
9	1398651-8	1	-	-	-	-		• Diode bridge	• Diodbrygga		2
10	1363740-0	1	-	-	-	-		• Ring	• Ring		3
☆ 11	3523050-7	2	-	-	-	-		• Screw	• Skruv	(1323069)	2
☆ 12	3523710-6	1	-	-	-	-		• Voltage regulator	• Spänningsregulator	(1348322)	2
13	1362710-4	1	-	-	-	-		• • Carbon brush set	• • Elborstsats		2
14	1398652-6	1	-	-	-	-		• Stator	• Stator		3
15		4	-	-	-	-	NS	• Washer	• Bricka		
16	1347606-4	3	-	-	-	-		• Screw	• Skruv		2
17	956066-5	6	-	-	-	-		• Screw	• Skruv		2
18	941904-5	6	-	-	-	-		• Spring washer	• Fjäderbricka		2
☆ 19	3523052-3	1	-	-	-	-		• Screw	• Skruv	(1347607)	2
20	1219852-9	1	-	-	-	-		• Capacitor	• Kondensator		1
21	1697033-7	1	-	-	-	-		• Screw	• Skruv		2
22	941905-2	1	-	-	-	-		• Spring washer	• Fjäderbricka		2
23	942888-9	1	-	-	-	-		• Tab	• Flatstift		2
24	1324963-6	1	-	-	-	-		• Fan	• Fläkt		2
25	1348319-3	1	-	-	-	-		• Pulley	• Remskiva		2
26	1323353-1	1	-	-	-	-		• Disc	• Skiva		2
27	273503-3	1	-	-	-	-		• Repair kit	• Reparationssats		2
28	1398645-0	1	-	-	-	-		• Repair kit	• Reparationssats		2

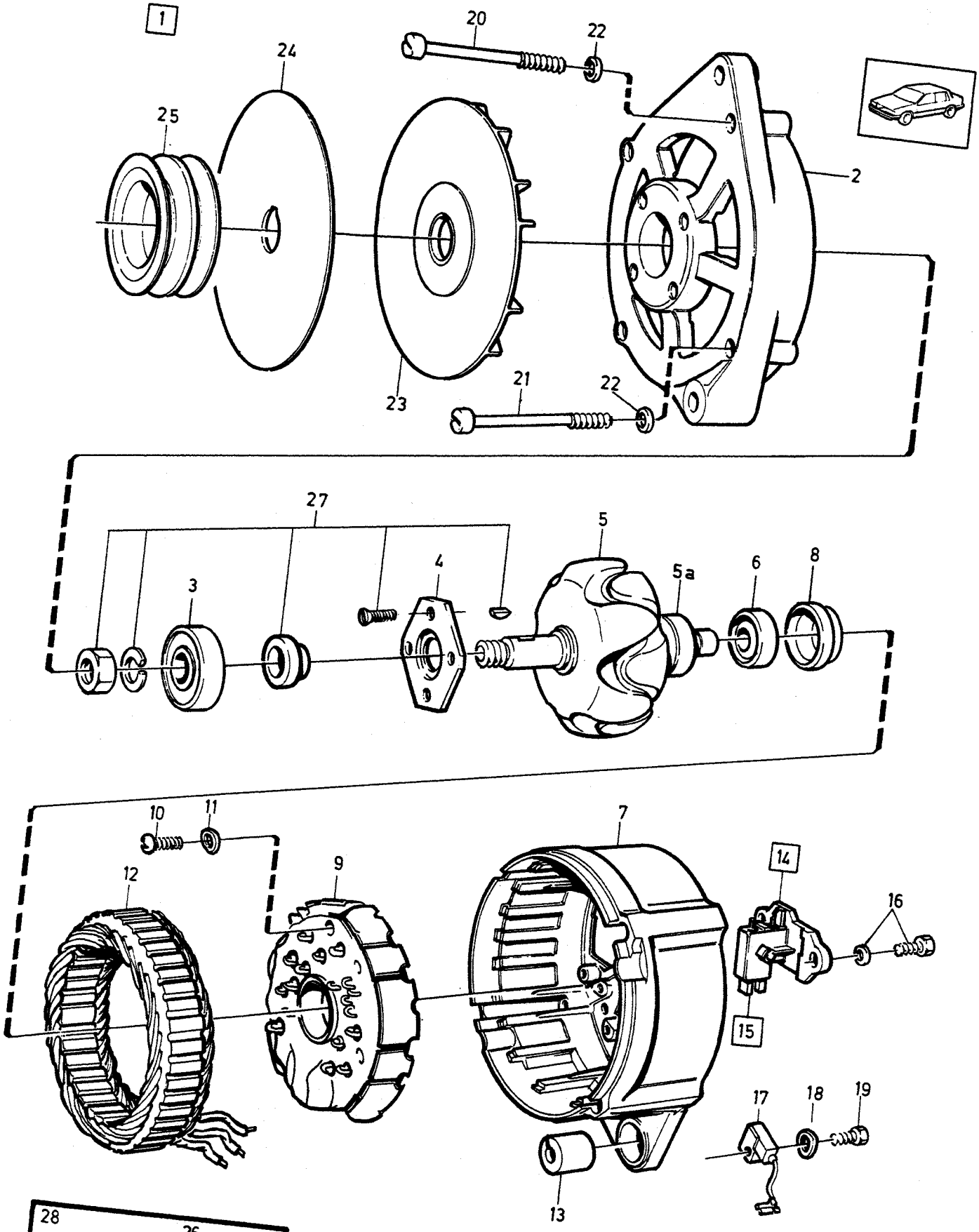

VOLVO
Genuine Parts
PV 320 44073

A B C D E

ALTERNATOR GENERATOR

Group Grupp 32

Page Sida 409

Fig	Part No. Artikel nr	Quantity /Antal A	B	C	D	E	PS	Description	Benämning	Notes Anmärkning	SR
1	1363510-7	1	-	-	-	-		Alternator with temperature sender	Generator med temperaturgivare	(1363512)	3
	1363510-7	1	-	-	-	-		Alternator without temp. sender	Generator utan temperaturgivare		3
2	1398646-8	1	-	-	-	-		• Bearing shield front	• Lagersköld främre		3
3	1363469-6	1	-	-	-	-		• Ball bearing front	• Kullager främre		2
4	1398636-9	1	-	-	-	-		• Cover plate	• Täckplatta		2
5	1398637-7	1	-	-	-	-		• Rotor	• Rotor		3
5a	1398638-5	1	-	-	-	-		• Slip ring	• Släpring		3
☆ 6	3523048-1	1	-	-	-	-		• Ball bearing rear	• Kullager bakre	(1363743)	2
7	1398647-6	1	-	-	-	-		• Bearing shield rear	• Lagersköld bakre		3
8	1363740-0	1	-	-	-	-		• Ring	• Ring		3
9	1398640-1	1	-	-	-	-		• Diode bridge	• Diodbrygga		2
10	956066-5	6	-	-	-	-		• Screw	• Skruv		2
11	941904-5	6	-	-	-	-		• Spring washer	• Fjäderbricka		2
12	1398641-9	1	-	-	-	-		• Stator	• Stator		3
13	1398656-7	1	-	-	-	-		• Bushing	• Bussning		3
☆ 14	3523710-6	1	-	-	-	-		• Voltage regulator	• Spänningsregulator	(1348322)	2
15	1362710-4	1	-	-	-	-		• • Carbon brush set	• • Elborstsats		2
☆ 16	3523050-7	2	-	-	-	-		• Screw	• Skruv	(1323069)	2
17	1219852-9	1	-	-	-	-		• Capacitor	• Kondensator		1
18	941905-2	1	-	-	-	-		• Spring washer	• Fjäderbricka		2
19	1697033-7	1	-	-	-	-		• Screw	• Skruv		2
20	1398846-4	2	-	-	-	-		• Screw	• Skruv	(1398642)	3
21	1398853-0	2	-	-	-	-		• Screw	• Skruv	(1398643)	3
22		4	-	-	-	-	NS	• Washer	• Bricka		
23	1324963-6	1	-	-	-	-		• Fan	• Fläkt		2
24	1323353-1	1	-	-	-	-		• Disc	• Skiva		2
25	1347540-5	1	-	-	-	-		• Pulley	• Remskiva		2
26	942888-9	1	-	-	-	-		• Tab	• Flatstift		2
27	273503-3	1	-	-	-	-		• Repair kit	• Reparationssats		2
28	1398645-0	1	-	-	-	-		• Repair kit	• Reparationssats		2

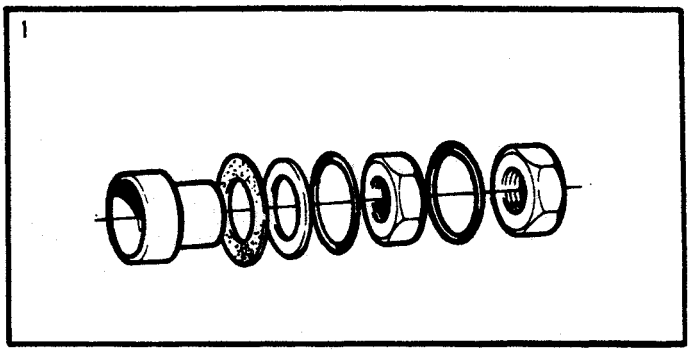

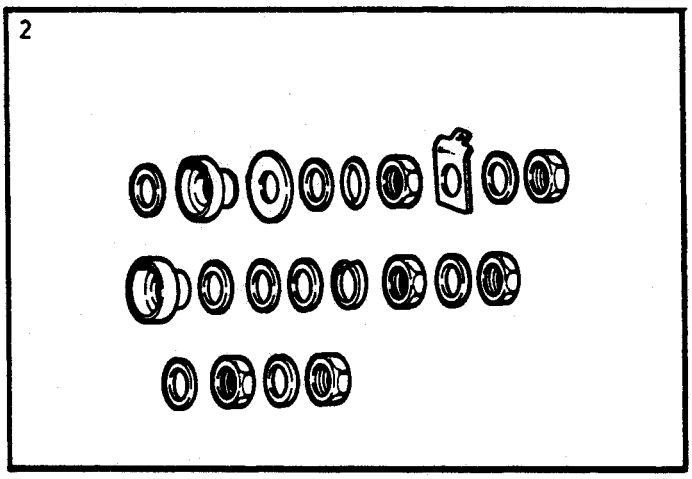



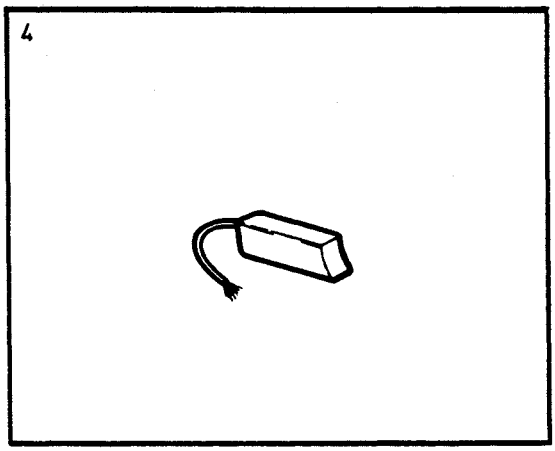

©VOLVO
Genuine Parts

A	1323488
B	1348506,1348508,1324957
C	1348507,1324956
D	1324142
E	1363496,-493,1363512,-510

REPAIR KITS
ALTERNATOR

REPARATIONSSATS
GENERATOR

Group
Grupp
32

Page
Sida
411

Fig	Part No. Artikel nr	Quantity /Antal A	B	C	D	E	PS	Description	Benämning	Notes Anmärkning	SR
1	273540-5	1	1	-	-	-		Repair kit	Reparationssats		2
2	1259571-6	-	-	1	1	-		Repair kit	Reparationssats		2
	1398645-0	-	-	-	-	1		Repair kit	Reparationssats		2
3	273503-3	1	1	1	-	1		Repair kit	Reparationssats		2
	1259570-8	-	-	-	1	-		Repair kit	Reparationssats		2
4	1362710-4	1	1	1	1	1		Carbon brush set	Elborstsats	(1324618)	2

A
B
C
D
E

SUB GROUP
STARTER MOTOR

UNDERGRUPP
STARTMOTOR

Group
Grupp
33

Page
Sida
413

Fig	Part No. Artikel nr	Quantity /Antal A	B	C	D	E	PS	Description	Benämning	Notes Anmärkning	SR
		-	-	-	-	-		Starter motor ..... 4CYL, HITACHI	Startmotor ..... 4CYL, HITACHI	SEE 33•415	
		-	-	-	-	-		Starter motor ..... 4CYL, BOSCH	Startmotor ..... 4CYL, BOSCH	SEE 33•417	
		-	-	-	-	-		Starter motor 6CYL	Startmotor 6CYL	SEE 33•421	
		-	-	-	-	-		Starter motor ..... DSL, HITACHI	Startmotor ..... DSL, HITACHI	SEE 33•423	
		-	-	-	-	-		Starter motor ..... DSL, BOSCH	Startmotor ..... DSL, BOSCH	SEE 33•425	
		-	-	-	-	-		Starter motor installation parts	Startmotor monteringsdetaljer.	SEE 33•427	
		-	-	-	-	-		Starter motor repair kits	Startmotor reparationssats	SEE 33•429	
		-	-	-	-	-		Notes	Anmärkning	1)	

1) Engines B17A, B19ET, B21ET, B21FT and related parts are not listed in this catalogue. For the subject engines, please refer to the 240-260 SERIES 1979-1984 catalogue. / Motorer B17A,B19ET,B21ET,B21FT och tillhörande detaljer redovisas ej i denna katalog. Vid behov hänvisas till reservdelskatalog 240-260 SERIES 1979-1984.

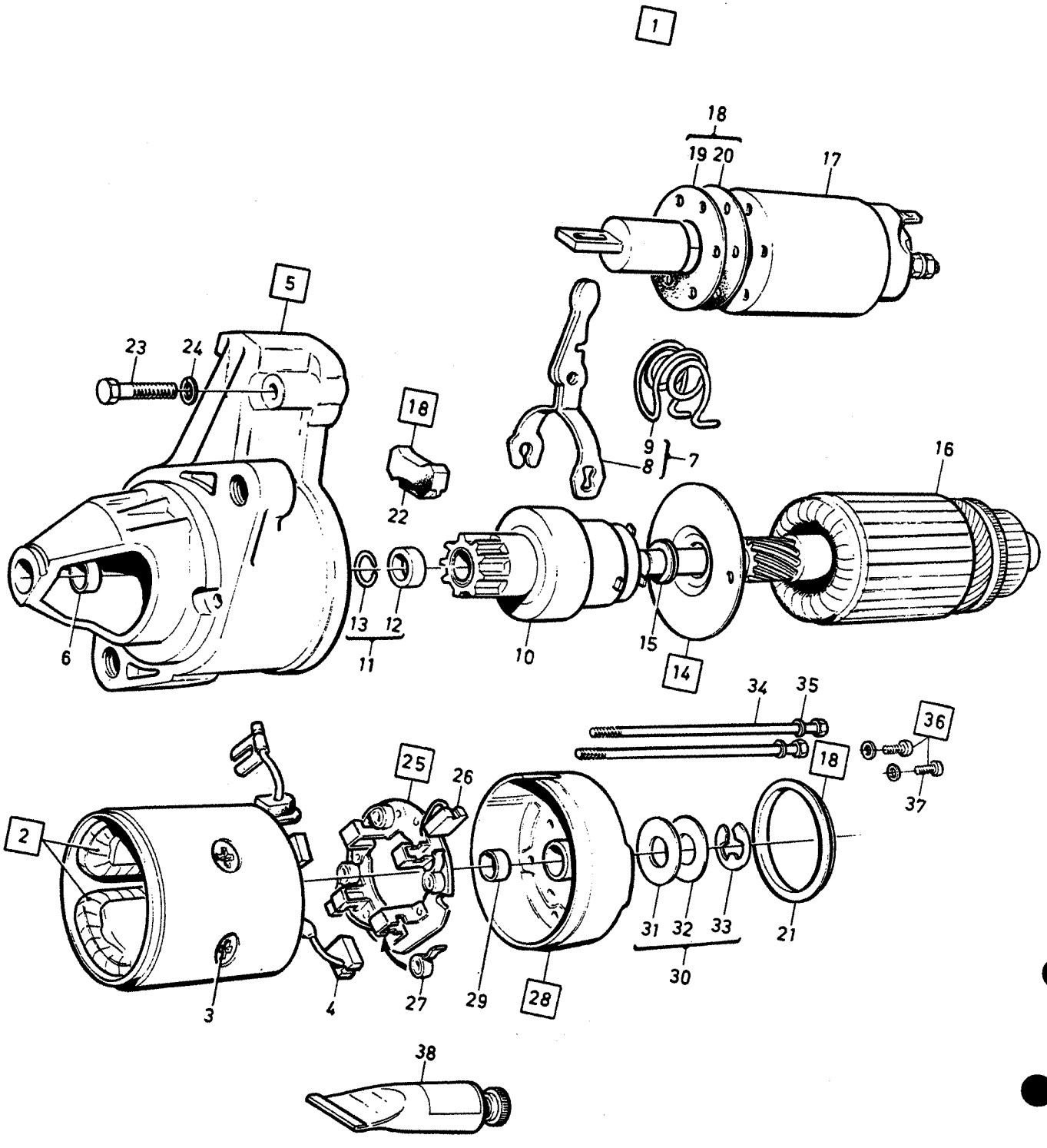

VOLVO PARTS
1 030 34665
(103:2)

A
B
C
D
E

STARTER MOTOR — STARTMOTOR

Group / Grupp: 33

Page / Sida: 415

4 CYL, HITACHI

Fig	Part No. / Artikel nr	Quantity / Antal A	B	C	D	E	PS	Description	Benämning	Notes / Anmärkning	SR
1	*(1306503)*	1	-	-	-	-	SP	Starter motor	Startmotor	REPL 1 PCS 3523301-4	
	(1357373)	-	1	-	-	-	SP	Starter motor	Startmotor	REPL 1 PCS 3523301-4	3
☆	*(5001599)*	1	1	-	-	-	SP	Starter motor, exch	Startmotor, bytes		
	(1346707)	1	-	-	-	-	SP	Starter motor	Startmotor	REPL 1 PCS 3523301-4	3
								SEE 33-417	SEE 33-417		
	(1357199)	1	-	-	-	-	SP	Starter motor	Startmotor	REPL 1 PCS 3523301-4	3
								SEE 33-419	SEE 33-419		
2	1306606-3	1	1	-	-	-		• Field winding	• Fältlindning		4
3	1276453-6	4	4	-	-	-		•• Screw	•• Skruv		3
4	1276454-4	2	2	-	-	-		•• Carbon brush +	•• Elborste +		1
5	1306607-1	1	1	-	-	-		• Drive shaft bearing	• Drivaxellager		3
6		1	1	-	-	-	NS	•• Bushing	•• Bussning		
7	1357628-5	1	1	-	-	-		• Engagement lever complete	• Kopplingsarm komplett		3
8		1	1	-	-	-	KN	•• Arm	•• Arm		
9		-	1	-	-	-	KN	•• Spring	•• Fjäder		
		1	-	-	-	-	KN	•• Spring	•• Fjäder		
10	1276460-1	1	1	-	-	-		• Starter pinion	• Startmotordrev		3
11	1276451-0	1	1	-	-	-		• Retaining ring	• Spårring		3
								Set	Sats		
12		1	1	-	-	-	KN	•• Stop ring	•• Anslagsring		
13		1	1	-	-	-		•• Lock ring	•• Låsring		
14	1276469-2	1	1	-	-	-		• Bearing race	• Lagerring		3
15		1	1	-	-	-	NS	•• Bearing bushing	•• Lagerbussning		
16	1276449-4	1	1	-	-	-		• Rotor	• Rotor		3
17	1306608-9	1	1	-	-	-		• Actuator solenoid	• Manövermagnet		3
18	1276463-5	1	1	-	-	-		• Sealing kit	• Tätningssats		3
19		1	1	-	-	-	KN	•• Gasket	•• Packning	THK 0,8mm	
20		1	1	-	-	-	KN	•• Gasket	•• Packning	THK 0,5mm	
21		1	1	-	-	-	KN	•• Gasket	•• Packning		
22		1	1	-	-	-	KN	•• Protecting casing	•• Skyddskåpa		
23	1276467-6	2	2	-	-	-		• Screw	• Skruv		3
24		2	2	-	-	-	NS	• Spring washer	• Fjäderbricka		
25	1276457-7	1	1	-	-	-		• Brush retainer plate	• Borsthållarplatta		3
26	1276458-5	2	2	-	-	-		•• Carbon brush -	•• Elborste -		1
27	1276459-3	4	4	-	-	-		•• Brush spring	•• Borstfjäder		2
28	1276455-1	1	1	-	-	-		• Bearing shield	• Lagersköld		2
29		1	1	-	-	-	NS	•• Bushing	•• Bussning		
30	1276450-2	1	1	-	-	-		• Adjusting washer kit	• Justerbricksats		3
31		1	1	-	-	-	KN	•• Washer	•• Bricka	THK 2,0mm	
32		2	2	-	-	-	KN	•• Washer	•• Bricka	THK 0,3mm	
33		1	1	-	-	-	KN	•• E-circlip	•• Spårryttare		
34	1276466-8	2	2	-	-	-		• Screw	• Skruv		3
35		2	2	-	-	-	NS	• Spring washer	• Fjäderbricka		
36	*1276468*	1	1	-	-	-	OP	• Screw kit	• Skruvsats		3
								Brush retainer plate	Borsthållarplatta		
37		2	2	-	-	-	NS	•• Screw	•• Skruv	M4x12mm	
38	1161326-2	1	1	-	-	-		Grease	Fett	(1161133)	6

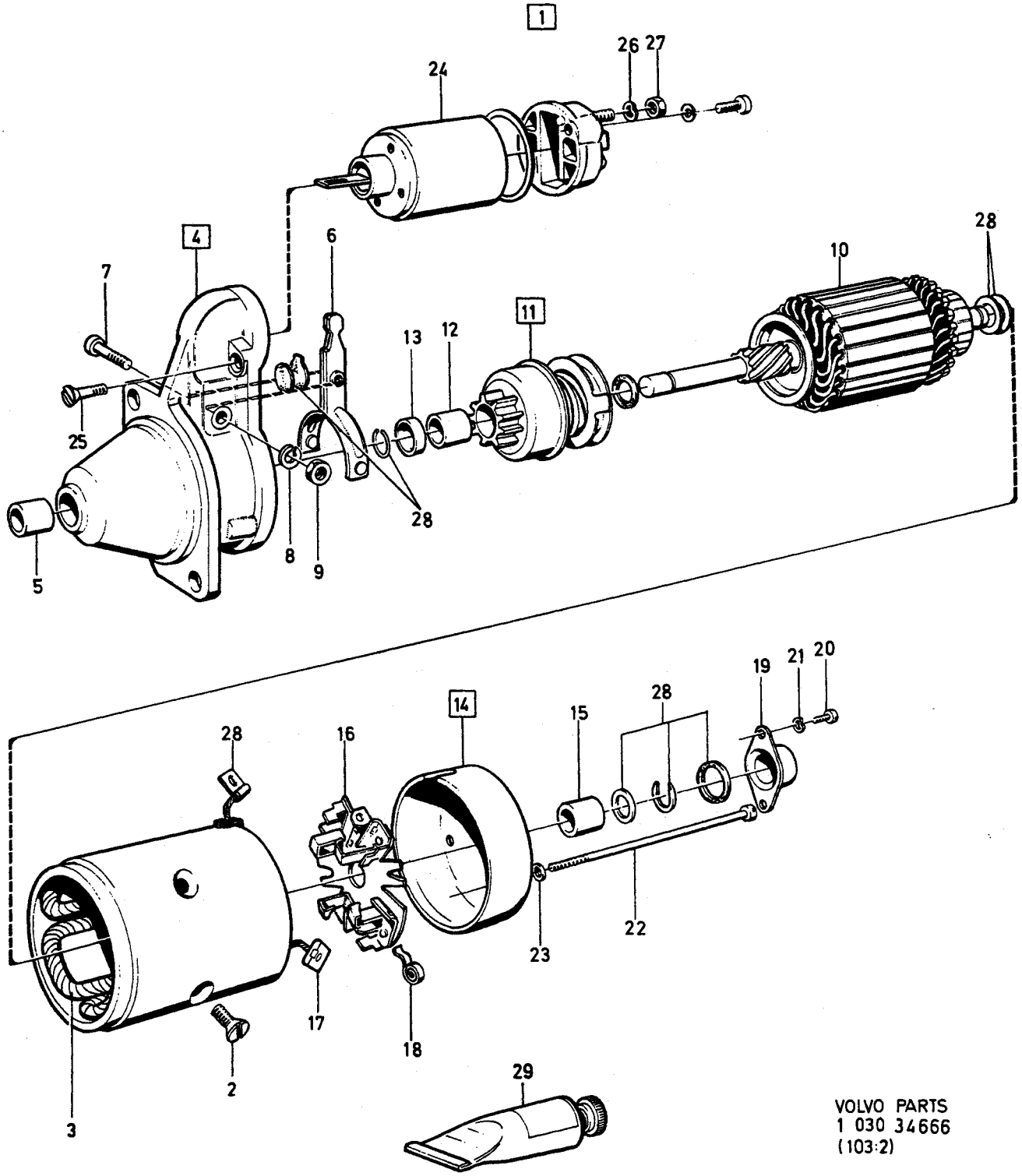

VOLVO PARTS
1 030 34666
(103:2)

A
B
C
D
E

STARTER MOTOR — STARTMOTOR

4 CYL, BOSCH

Group / Grupp 33

Page / Sida 417

Fig	Part No. / Artikel nr	Quantity / Antal A	B	C	D	E	PS	Description	Benämning	Notes / Anmärkning	SK
☆ 1	3523301-4	1	-	-	-	-		Starter motor	Startmotor	(1346707)	3
	5002046-0	1	-	-	-	-	EU	Starter motor	Startmotor	MAN.TRANS (5001599)	2
	5003617-7	1	-	-	-	-	EU	Starter motor	Startmotor	AUTO.TRANS	2
2	1367373-6	4	-	-	-	-		• Screw	• Skruv		3
3	243906-5	1	-	-	-	-		• Field winding	• Fältlindning		4
4	1357334-0	1	-	-	-	-		• Drive shaft bearing	• Drivaxellager		3
5	238813-0	1	-	-	-	-		• • Bushing	• • Bussning		3
6	833727-1	1	-	-	-	-		• Engagement lever	• Kopplingsarm		3
7	241674-1	1	-	-	-	-		• Screw	• Skruv		3
8	955919-6	1	-	-	-	-		• Spring washer	• Fjäderbricka		2
9	955781-0	1	-	-	-	-		• Nut	• Mutter		2
10	243908-1	1	-	-	-	-		• Rotor	• Rotor		3
11	1367374-4	1	-	-	-	-		• Starter pinion	• Startmotordrev		3
12	1367375-1	2	-	-	-	-		• • Bushing	• • Bussning		3
13	238819-7	1	-	-	-	-		• Stop ring	• Anslagsring		3
14	240601-5	1	-	-	-	-		• Bearing shield	• Lagersköld		3
15	240602-3	1	-	-	-	-		• • Bushing	• • Bussning		3
16	1367377-7	1	-	-	-	-		• Brush retainer	• Borsthållare		3
17	844367-3	1	-	-	-	-		• Carbon brush set	• Elborstsats		2
18	1367379-3	4	-	-	-	-		• Brush spring	• Borstfjäder		3
19		1	-	-	-	-	NS	• Cover	• Kåpa		
20	956059-0	2	-	-	-	-		• Screw	• Skruv		2
21	955945-1	2	-	-	-	-		• Lock washer	• Låsbricka	(239340)	2
22	1367380-1	2	-	-	-	-		• Screw	• Skruv		3
23		2	-	-	-	-	NS	• Washer	• Bricka		
24	1357333-2	1	-	-	-	-		• Actuator solenoid	• Manövermagnet		3
25	1357335-7	1	-	-	-	-		• Screw	• Skruv		3
26	955921-2	1	-	-	-	-		• Spring washer	• Fjäderbricka		2
27	244110-3	1	-	-	-	-		• Nut	• Mutter		4
28	841192-8	1	-	-	-	-	.	• Repair kit	• Reparationssats		3
	841193-6	1	-	-	-	-		• Repair kit	• Reparationssats		3
29	1161326-2	1	-	-	-	-		Grease	Fett	(1161133)	6

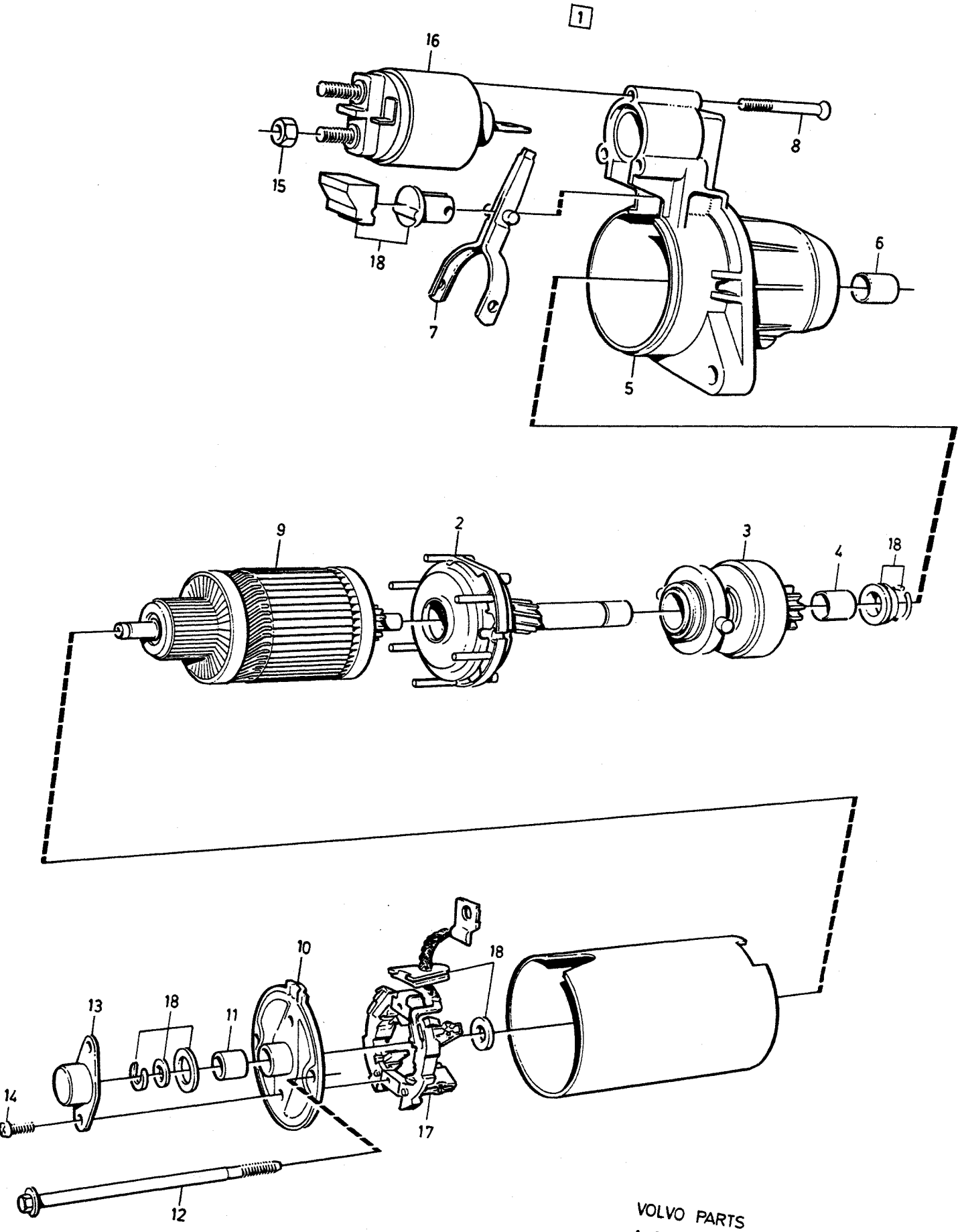

VOLVO PARTS
1=030 39253
(103-2)

A B C D E

STARTER MOTOR STARTMOTOR

BOSCH

Group Grupp 33

Page Sida 419

Fig	Part No. Artikel nr	Quantity /Antal A	B	C	D	E	PS	Description	Benämning	Notes Anmärkning	SR
☆ 1	3523301-4	1	-	-	-	-		Starter motor	Startmotor	(1357199)	3
	5003564-1	1	-	-	-	-	EU	Starter motor	Startmotor		2
2	1363533-9	1	-	-	-	-		• Planetary gear	• Planetväxel		3
3	1363534-7	1	-	-	-	-		• Starter pinion	• Startmotordrev		3
4	1367375-1	2	-	-	-	-		• Bushing	• Bussning		3
5	1363535-4	1	-	-	-	-		• Housing	• Hus		3
6	1363536-2	1	-	-	-	-		• Bushing	• Bussning		3
7	1363537-0	1	-	-	-	-		• Engagement lever	• Kopplingsarm		3
8	1363538-8	3	-	-	-	-		• Screw	• Skruv		3
☆ 9	3523571-2	1	-	-	-	-		• Rotor	• Rotor	(1363539)	3
10	1363540-4	1	-	-	-	-		• Bearing shield	• Lagersköld		3
11	1363541-2	1	-	-	-	-		• Bushing	• Bussning		3
12	1363542-0	2	-	-	-	-		• Screw	• Skruv		3
13	1363543-8	1	-	-	-	-		• Cover	• Kåpa		3
14	1363544-6	2	-	-	-	-		• Screw	• Skruv		3
15	1363545-3	1	-	-	-	-		• Nut	• Mutter		2
16	1363546-1	1	-	-	-	-		• Actuator solenoid	• Manövermagnet		3
17	1363547-9	1	-	-	-	-		• Brush retainer	• Borsthållare		3
18	1363548-7	1	-	-	-	-		• Repair kit	• Reparationssats		3

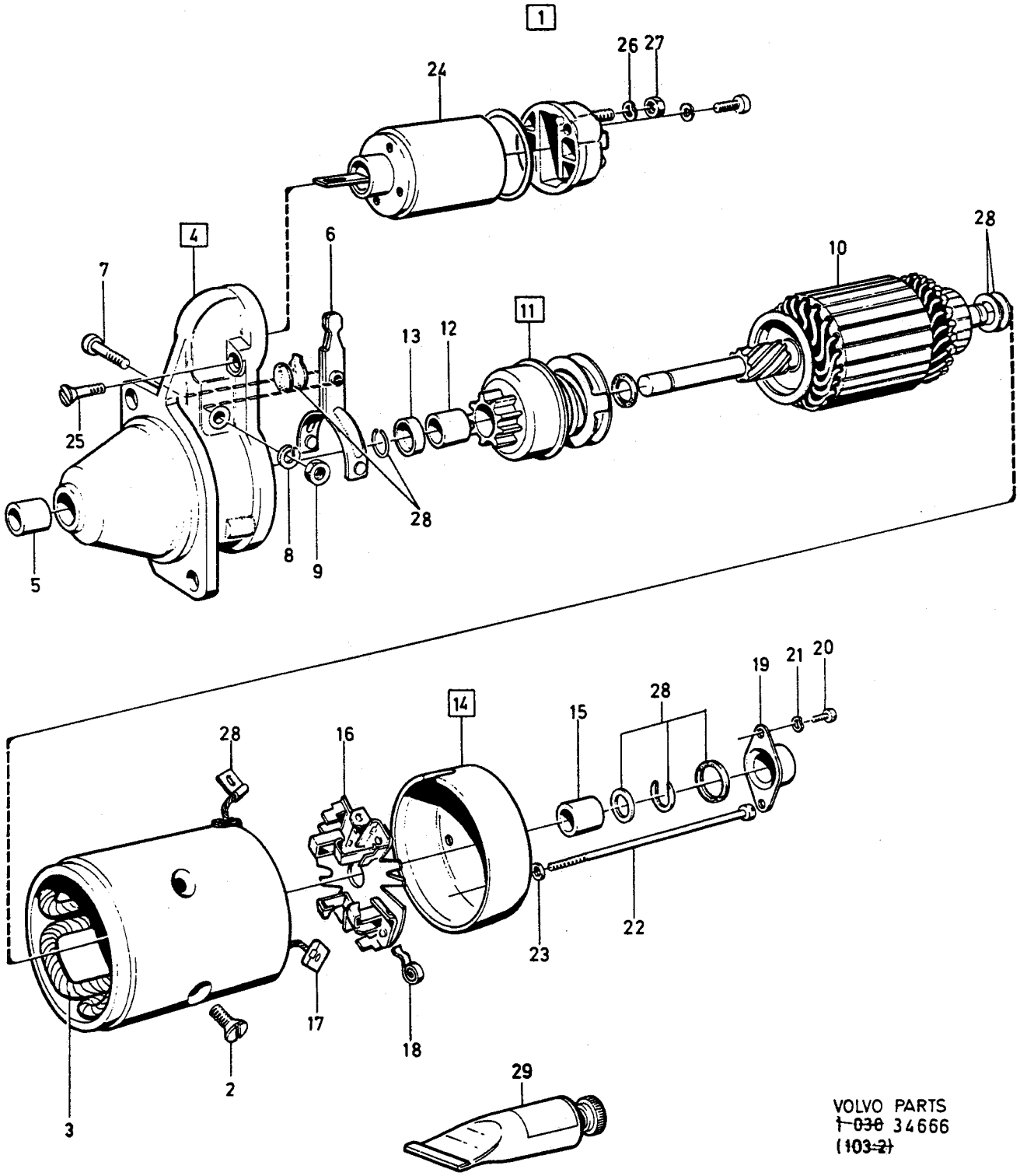

VOLVO PARTS
~~1-030~~ 34666
(~~103-2~~)

A	464316, L.H.D	STARTER MOTOR STARTMOTOR	Group Grupp 33
B	464317, R.H.D		Page Sida 421
C			
D			
E		6CYL	

Fig	Part No. Artikel nr	Quantity /Antal A	B	C	D	E	PS	Description	Benämning	Notes Anmärkning	SR
1	464316-9	1	-	-	-	-		Starter motor	Startmotor		3
	5001600-5	1	-	-	-	-	EU	Starter motor	Startmotor		2
☆	3523303-0	-	1	-	-	-		Starter motor	Startmotor	(464317)	3
	5001601-3	-	1	-	-	-	EU	Starter motor	Startmotor		2
2	243905-7	4	4	-	-	-		• Screw	• Skruv		3
3	243906-5	1	1	-	-	-		• Field winding	• Fältlindning		4
4	243969-3	1	-	-	-	-		• Drive shaft bearing	• Drivaxellager		3
	243971-9	-	1	-	-	-		• Drive shaft bearing	• Drivaxellager		3
5	238813-0	1	1	-	-	-		• • Bushing	• • Bussning		3
6	833727-1	1	1	-	-	-		• Engagement lever	• Kopplingsarm		3
7	241674-1	1	1	-	-	-		• Screw	• Skruv		3
8	955919-6	1	1	-	-	-		• Spring washer	• Fjäderbricka		2
9	955781-0	1	1	-	-	-		• Nut	• Mutter		2
10	243908-1	1	1	-	-	-		• Rotor	• Rotor		3
11	1266673-1	1	1	-	-	-		• Starter pinion	• Startmotordrev		3
12	240620-5	2	2	-	-	-		• • Bushing	• • Bussning		3
13	238819-7	1	1	-	-	-		• Stop ring	• Anslagsring		3
14	240601-5	1	1	-	-	-		• Bearing shield	• Lagersköld		3
15	240602-3	1	1	-	-	-		• • Bushing	• • Bussning		3
16	240603-1	1	1	-	-	-		• Brush retainer	• Borsthållare		3
17	243910-7	1	1	-	-	-		• Carbon brush set	• Elborstsats	(834518)	1
18	243911-5	4	4	-	-	-		• Brush spring	• Borstfjäder		3
19		1	1	-	-	-	NS	• Cover	• Kåpa		
20	956059-0	2	2	-	-	-		• Screw	• Skruv		2
21	955945-1	2	2	-	-	-		• Lock washer	• Låsbricka	(239340)	2
22	243970-1	2	2	-	-	-		• Screw	• Skruv		3
23		2	2	-	-	-	NS	• Washer	• Bricka		
24	244184-8	1	1	-	-	-		• Actuator solenoid	• Manövermagnet		3
25		2	2	-	-	-	NS	• Screw	• Skruv		
26	955921-2	1	1	-	-	-		• Spring washer	• Fjäderbricka		2
☆ 27	968862-3	1	1	-	-	-		• Flange nut	• Flänsmutter	(955782)	8
28	241300-3	1	1	-	-	-		Repair kit	Reparationssats		3
29	1161326-2	1	1	-	-	-		Grease	Fett	(1161133)	6

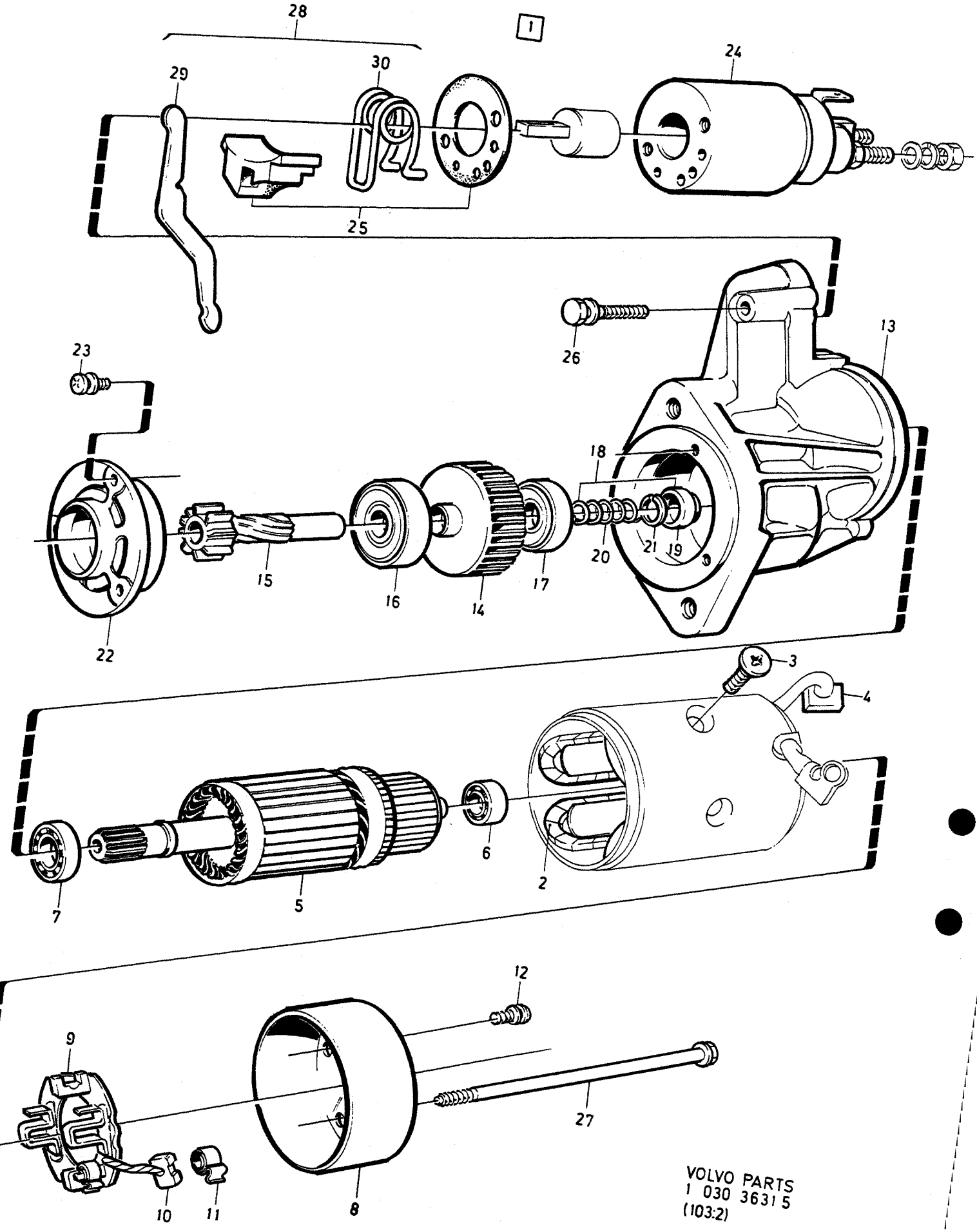

VOLVO PARTS
1 030 3631 5
(103:2)

A
B
C
D
E

STARTER MOTOR — STARTMOTOR

Group / Grupp 33

Page / Sida 423

DSL, HITACHI

Fig	Part No. Artikel nr	Quantity /Antal A	B	C	D	E	PS	Description	Benämning	Notes Anmärkning	SR
1	1328391-6	1	-	-	-	-		Starter motor	Startmotor	2,0kW	3
	5003003-0	1	-	-	-	-	EU	Starter motor	Startmotor	REPL 1PCS 1328392-4	2
☆	1328392-4	-	-	-	-	-		Starter motor	Startmotor	SEE 33•425	3
2	1367087-2	1	-	-	-	-		•Field winding	•Fältlindning		4
3	1367088-0	4	-	-	-	-		•Screw	•Skruv		3
4	1367089-8	2	-	-	-	-		•Carbon brush +	•Elborste +		1
5	1398997-5	1	-	-	-	-		•Rotor	•Rotor		3
6	1367085-6	1	-	-	-	-		•Ball bearing rear	•Kullager bakre		3
7	1367086-4	1	-	-	-	-		•Ball bearing front	•Kullager främre		3
8	1367091-4	1	-	-	-	-		•Bearing shield	•Lagersköld		3
9	1398998-3	1	-	-	-	-		•Brush retainer plate	•Borsthållarplatta		3
10	1367090-6	2	-	-	-	-		•Carbon brush -	•Elborste -		1
11	1367093-0	4	-	-	-	-		•Brush spring	•Borstfjäder		3
12		2	-	-	-	-	NS	•Screw	•Skruv	M4x10mm	
13	1367099-7	1	-	-	-	-		•Drive shaft bearing	•Drivaxellager		3
14	1367094-8	1	-	-	-	-		•Starter pinion	•Startmotordrev		3
15	1367095-5	1	-	-	-	-		•Axle shaft	•Drivaxel		4
16	1367096-3	1	-	-	-	-		•Ball bearing	•Kullager		3
17	1367097-1	1	-	-	-	-		•Ball bearing	•Kullager		3
18	1367098-9	1	-	-	-	-		•Circlip kit	•Låsringsats		3
19		1	-	-	-	-	KN	••Stop	••Stopp		
20		1	-	-	-	-	KN	••Spring	••Fjäder		
21		1	-	-	-	-	KN	••Clip	••Clips		
22	1367104-5	1	-	-	-	-		•Bearing carrier	•Lagerhållare		3
23		3	-	-	-	-	NS	•Screw	•Skruv	M4x12mm	
24	1367101-1	1	-	-	-	-		•Actuator solenoid	•Manövermagnet		3
25	1367102-9	1	-	-	-	-		•Gasket kit	•Packningsats		3
26	1367105-2	2	-	-	-	-		•Screw	•Skruv		3
27	1367103-7	2	-	-	-	-		•Screw	•Skruv		3
28	1367100-3	1	-	-	-	-		•Engagement lever kit	•Kopplingsarmsats		3
29		1	-	-	-	-	KN	••Engagement lever	••Kopplingsarm		
30		1	-	-	-	-	KN	••Spring	••Fjäder		

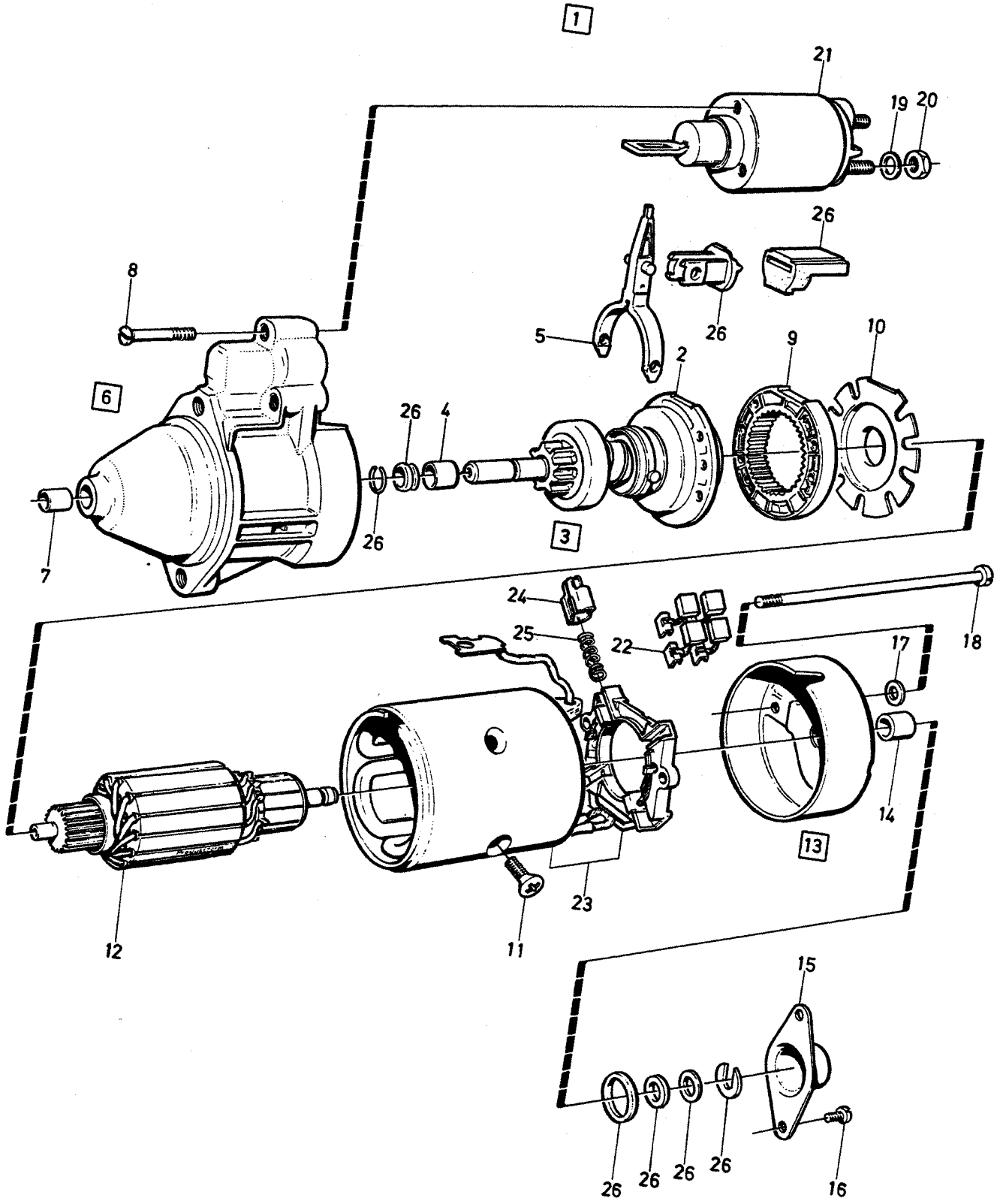

VOLVO
Genuine Parts
PV 330 44769

A
B
C
D
E

STARTER MOTOR — STARTMOTOR

Group / Grupp: 33

Page / Sida: 425

DSL, BOSCH

Fig	Part No. Artikel nr	Quantity /Antal A	B	C	D	E	PS	Description	Benämning	Notes Anmärkning	SR
☆ 1	1328392-4	1	-	-	-	-		Starter motor	Startmotor	2,2kW	3
☆	5003708-4	1	-	-	-	-	EU	Starter motor, exch	Startmotor, bytes		3
2	1367415-5	1	-	-	-	-		•Planet gear	•Planethjul		3
3	1367414-8	1	-	-	-	-		•Freewheel	•Frihjul		3
4	1367375-1	2	-	-	-	-		••Bushing	••Bussning		3
5	1367416-3	1	-	-	-	-		•Engagement lever	•Kopplingsarm		3
6	1367417-1	1	-	-	-	-		•Bearing shield	•Lagersköld		5
7	3515041-6	1	-	-	-	-		••Bearing	••Lager		3
8	1357335-7	3	-	-	-	-		•Screw	•Skruv		3
9	1367418-9	1	-	-	-	-		•Crown wheel	•Kronhjul		4
10	1367419-7	1	-	-	-	-		•Cover washer	•Täckbricka		4
11	847984-2	4	-	-	-	-		•Screw	•Skruv		5
12	1367421-3	1	-	-	-	-		•Rotor	•Rotor		3
13	1367422-1	1	-	-	-	-		•Bearing shield	•Lagersköld		5
14	1367423-9	1	-	-	-	-		••Bearing bushing	••Lagerbussning		3
15		1	-	-	-	-	NS	•Cover	•Kåpa		
16	3515040-8	2	-	-	-	-		•Screw	•Skruv		3
17		2	-	-	-	-	NS	•Washer	•Bricka		
18		2	-	-	-	-	NS	•Screw	•Skruv		
19	941907-8	1	-	-	-	-		•Spring washer	•Fjäderbricka		2
20	244110-3	1	-	-	-	-		•Nut	•Mutter		4
21	1367425-4	1	-	-	-	-		•Actuator solenoid	•Manövermagnet		3
22	3515039-0	1	-	-	-	-		•Carbon brush set	•Elborstsats		2
23	3515023-4	1	-	-	-	-		•Field winding complete	•Fältlindning komplett		4
24	1367428-8	4	-	-	-	-		••Brush retainer	••Borsthållare		3
25	3515022-6	4	-	-	-	-		••Compression spring	••Tryckfjäder		3
26	1367427-0	1	-	-	-	-		•Repair kit Rotor	•Reparationssats Rotor		3

4 CYL.

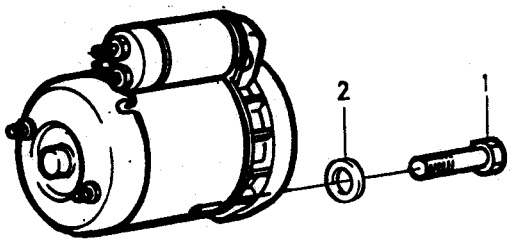

6 CYL.

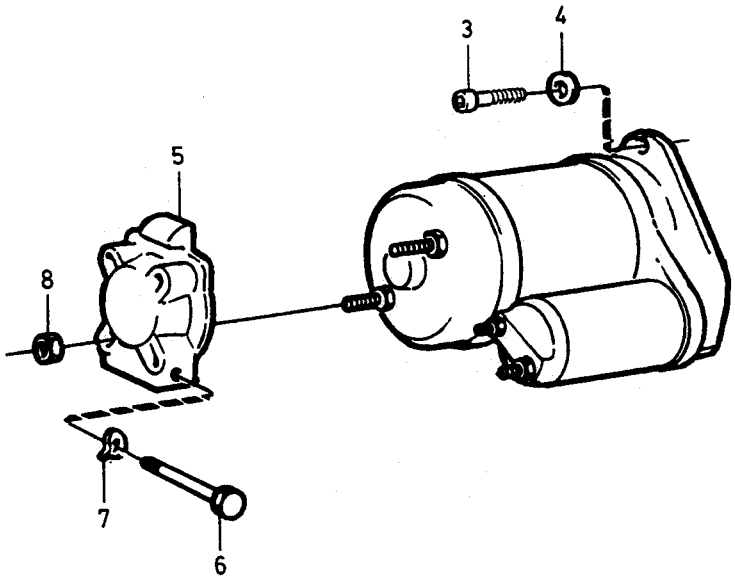

DSL.

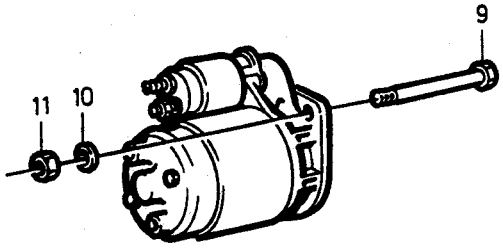

A	4CYL
B	6CYL
C	DSL
D	
E	

STARTER MOTOR INSTALLATION PARTS STARTMOTOR MONTERINGSDETALJER

Group Grupp 33

Page Sida 427

Fig	Part No. Artikel nr	Quantity /Antal A	B	C	D	E	PS	Description	Benämning	Notes Anmärkning	SR
1	955352-0	2	-	-	-	-		Screw	Skruv		2
2	940280-1	2	-	-	-	-		Spring washer	Fjäderbricka		2
3	941761-9	-	2	-	-	-		Screw	Skruv		2
4	941907-8	-	2	-	-	-		Spring washer	Fjäderbricka		2
5	1269770-2	-	1	-	-	-		Bracket	Konsol		4
6	946927-1	-	1	-	-	-		Screw	Skruv		2
	946518-8	-	1	-	-	-		Screw	Skruv		2
7	946599-8	-	2	-	-	-		Spring washer	Fjäderbricka		2
8	945407-5	-	2	-	-	-		Flange nut	Flänsmutter		2
9	970982-5	-	-	2	-	-		Screw	Skruv	(955352)	2
10	940280-1	-	-	2	-	-		Spring washer	Fjäderbricka		2
☆ 11	971072-4	-	-	2	-	-		Nut	Mutter	(955784)	2

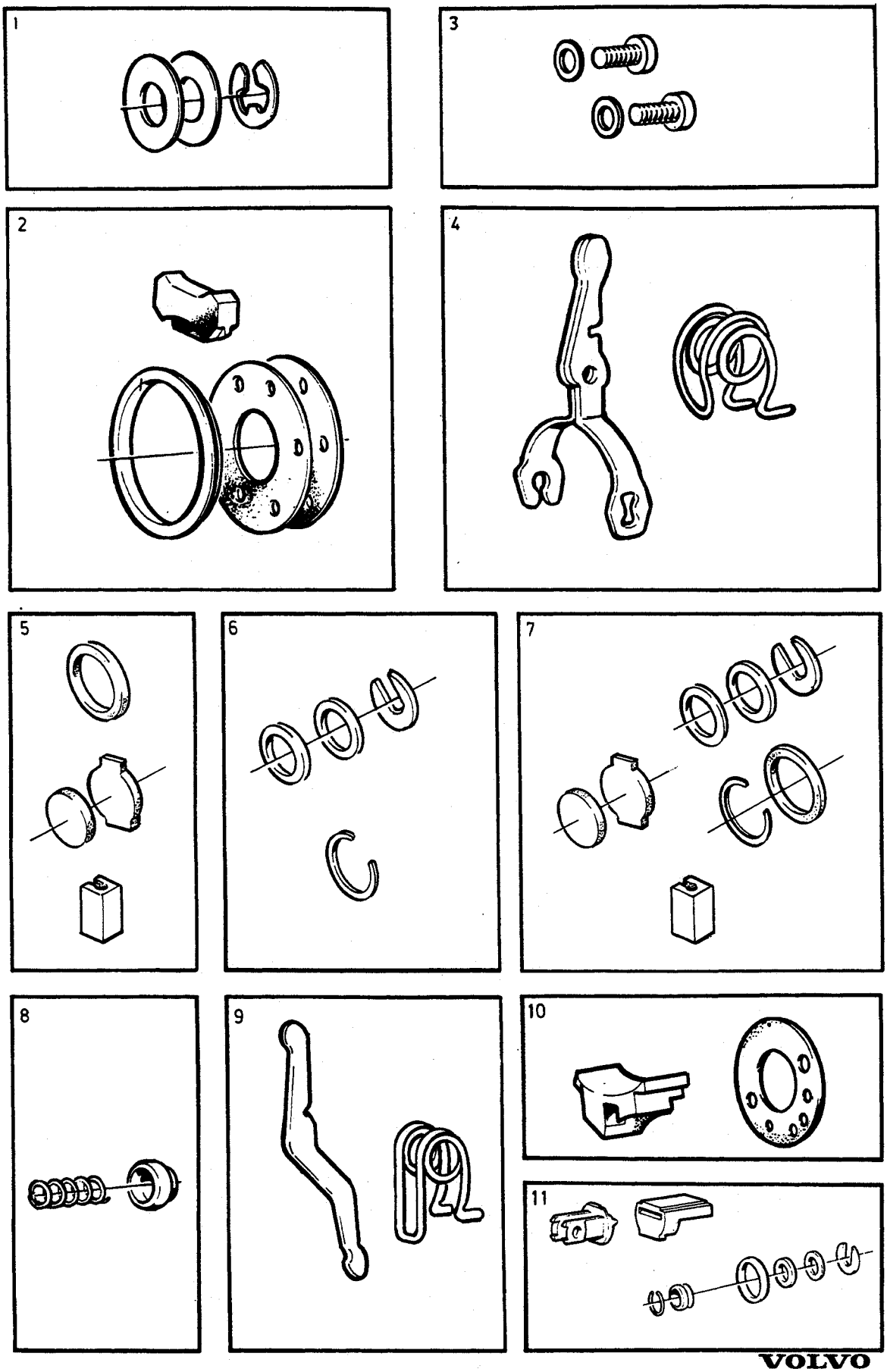

VOLVO
Genuine Parts
PV330 44773

A	4CYL, HITACHI
B	4CYL, BOSCH
C	6CYL
D	DSL, HITACHI
E	DSL, BOSCH

STARTER MOTOR REPAIR KITS — STARTMOTOR REPARATIONSSATS

Group / Grupp: 33

Page / Sida: 429

Fig	Part No. / Artikel nr	Quantity /Antal A	B	C	D	E	PS	Description	Benämning	Notes / Anmärkning	SR
1	1276450-2	1	-	-	-	-		Adjusting washer kit	Justerbricksats		3
2	1276463-5	1	-	-	-	-		Sealing kit	Tätningssats		3
3		1	-	-	-	-	NS	Screw kit	Skruvsats		
4	1357628-5	1	-	-	-	-		Engagement lever complete ...	Kopplingsarm komplett		3
5	841192-8	-	1	-	-	-		Repair kit	Reparationssats		3
6	841193-6	-	1	-	-	-		Repair kit	Reparationssats		3
7	241300-3	-	-	1	-	-		Repair kit	Reparationssats		3
	1363548-7	-	1	-	-	-		Repair kit	Reparationssats	FOR 1357199.	3
8	1367098-9	-	-	-	1	-		Circlip kit	Låsringsats		3
9	1367100-3	-	-	-	1	-		Engagement lever kit	Kopplingsarmsats		3
10	1367102-9	-	-	-	1	-		Gasket kit	Packningsats		3
11	1367427-0	-	-	-	-	1		Repair kit	Reparationssats		3

A		SUB GROUP LIGHTING	UNDERGRUPP BELYSNING	Group Grupp 35
B				
C				Page Sida 431
D				
E				

Fig	Part No. Artikel nr	Quantity /Antal					P S	Description	Benämning	Notes Anmärkning	S R
		A	B	C	D	E					
		-	-	-	-	-		Headlamps	Strålkastare	SEE 35•433	
		-	-	-	-	-		Turn indicators ..... Marker lamps	Blinkers ..... Positionsljus	SEE 35•435	
		-	-	-	-	-		Rear lamps ..... 4 DRS	Bakre belysning ..... 4 DRS	SEE 35•437	
		-	-	-	-	-		Rear lamps ..... 5 DRS	Bakre belysning ..... 5 DRS	SEE 35•439	
		-	-	-	-	-		Interior light ..... 4 DRS, 5 DRS	Innerbelysning ..... 4 DRS, 5 DRS	SEE 35•441	
		-	-	-	-	-		Brake light extra	Bromsljus extra	SEE 35•443	
		-	-	-	-	-		Bulb kit	Glödlampsats	SEE 35•445	

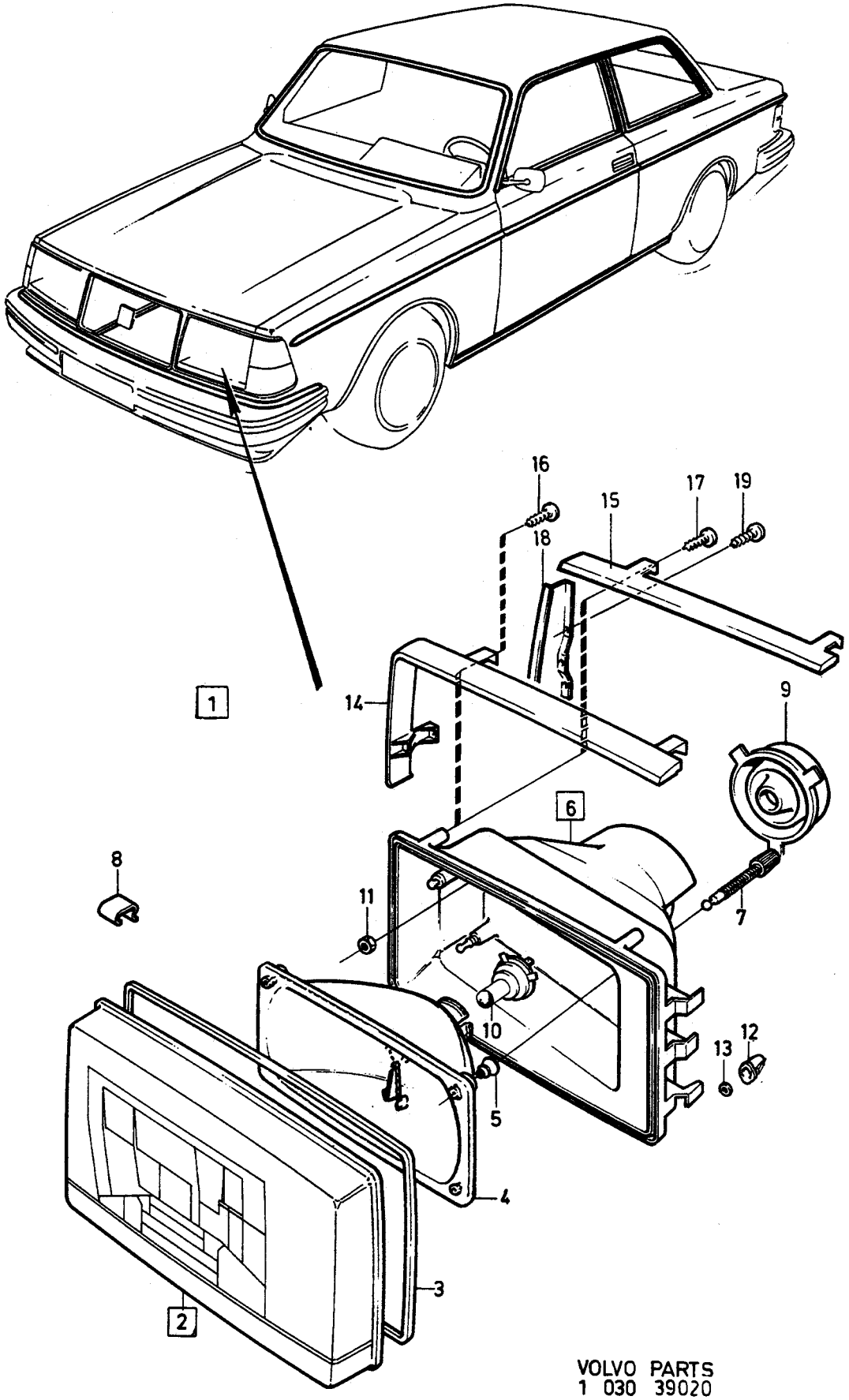

VOLVO PARTS
1 030 39020
(103:5)

A	R.H.T
B	L.H.T
C	
D	
E	

HEADLAMPS — **STRÅLKASTARE**

Group / Grupp **35**

Page / Sida **433**

Fig	Part No. / Artikel nr	Quantity / Antal A	B	C	D	E	PS	Description	Benämning	Notes / Anmärkning	SR
1	*(1312054)*	1	-	-	-	-	SP	Headlamp, l.h. complete	Strålkastare, v komplett	REPL 1PCS 1372394-5	2
☆	1372394-5	1	-	-	-	-		Headlamp, l.h. complete	Strålkastare, v komplett		2
	(1312055)	1	-	-	-	-	SP	Headlamp, r.h. complete	Strålkastare, h komplett	REPL 1PCS 1372395-2	2
☆	1372395-2	1	-	-	-	-		Headlamp, r.h. complete	Strålkastare, h komplett		2
	(1312056)	-	1	-	-	-	SP	Headlamp, l.h. complete	Strålkastare, v komplett	REPL 1PCS 1372398-6	2
☆	1372398-6	-	1	-	-	-		Headlamp, l.h. complete	Strålkastare, v komplett		2
	(1312057)	-	1	-	-	-	SP	Headlamp, r.h. complete	Strålkastare, h komplett	REPL 1PCS 1372399-4	2
☆	1372399-4	-	1	-	-	-		Headlamp, r.h. complete	Strålkastare, h komplett		2
2	1312058-9	1	-	-	-	-		• Lens, l.h.	• Glas, v		2
	1312059-7	1	-	-	-	-		• Lens, r.h.	• Glas, h		2
	1312060-5	-	1	-	-	-		• Lens, l.h.	• Glas, v		2
	1312061-3	-	1	-	-	-		• Lens, r.h.	• Glas, h		2
3	1307439-8	1	1	-	-	-		•• Gasket	•• Packning		2
☆ 4	1372380-4	2	-	-	-	-		• Reflector	• Reflektor	(1312266)	2
☆	1372381-2	-	2	-	-	-		• Reflector	• Reflektor	(1312267)	2
5	1307452-1	3	3	-	-	-		•• Anchorage	•• Fäste		2
6	1307440-6	1	1	-	-	-		• Headlamp housing, l.h.	• Strålkastarhus, v		2
	1307441-4	1	1	-	-	-		• Headlamp housing, r.h.	• Strålkastarhus, h		2
7	1369553-1	2	2	-	-	-		•• Screw adjustment	•• Skruv justering	(1312062)	1
8	1307438-0	8	8	-	-	-		• Clip	• Clips		2
9	1307451-3	1	1	-	-	-		• Cover	• Kåpa		2
10	963187-0	1	1	-	-	-		Bulb	Glödlampa	(273581) EXC (F) H4 60/55W	1
	963370-2	1	-	-	-	-		Bulb yellow	Glödlampa gul	(F) H4 60/55W	1
11	945407-5	6	6	-	-	-		Flange nut	Flänsmutter		2
12	1312220-5	2	2	-	-	-		Guide sleeve	Styrhylsa		2
13	1312015-9	X	X	-	-	-		Washer	Bricka		2
14	1259250-7	1	1	-	-	-		Strip, l.h. ..... chrome	List, v ..... krom	-1985	2
	1259251-5	1	1	-	-	-		Strip, r.h. ..... chrome	List, h ..... krom	-1985	2
	1259404-0	1	1	-	-	-		Strip, l.h. ..... black	List, v ..... svart	-1985	2
	1259405-7	1	1	-	-	-		Strip, r.h. ..... black	List, h ..... svart	-1985	2
15	1312634-7	1	1	-	-	-		Strip, l.h. l.h. ..... chrome	List, v v ..... krom	1986-	2
	1312636-2	1	1	-	-	-		Strip, r.h. r.h. ..... chrome	List, h h ..... krom	1986-	2
	1312738-6	1	1	-	-	-		Strip, l.h. l.h. ..... black	List, v v ..... svart	1986-	2
	1312739-4	1	1	-	-	-		Strip, r.h. r.h. ..... black	List, h h ..... svart	1986-	2
16	965393-2	4	4	-	-	-		Screw	Skruv	-1985	2
17	965394-0	2	2	-	-	-		Screw	Skruv	1986-	2
18	1312973-9	1	1	-	-	-		Concealing panel l.h.	Insynsskydd v	1986-	3
	1312974-7	1	1	-	-	-		Concealing panel r.h.	Insynsskydd h	1986-	2
19	965394-0	2	2	-	-	-		Screw	Skruv	1986-	2

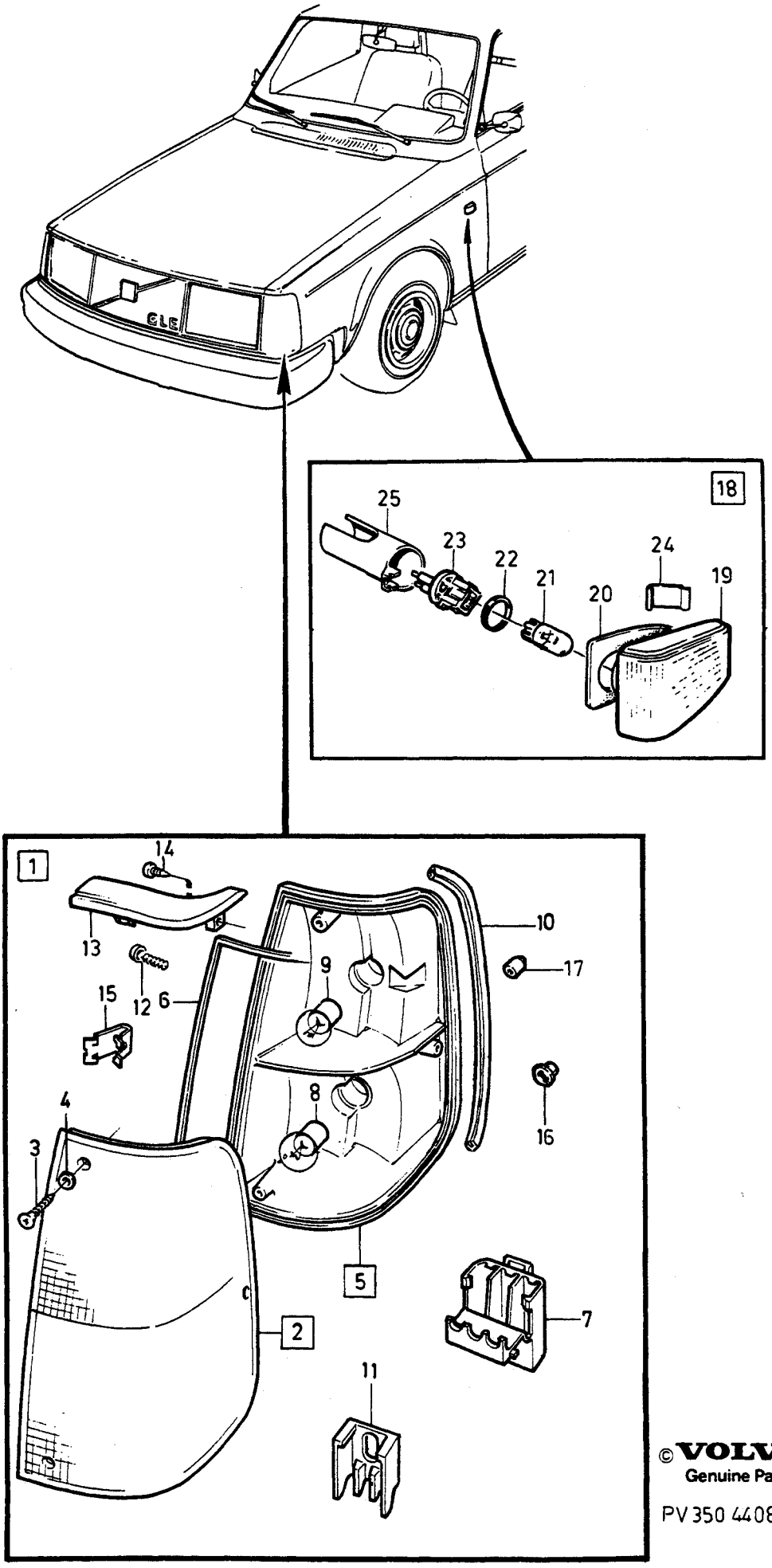

© VOLVO
Genuine Parts

PV 350 44082

A
B
C
D
E

TURN INDICATORS MARKER LAMPS BLINKERS POSITIONSLJUS

Group Grupp 35

Page Sida 435

Fig	Part No. Artikel nr	Quantity /Antal A	B	C	D	E	PS	Description	Benämning	Notes Anmärkning	SR
1	1312755-0	1	-	-	-	-		Combined lamp, l.h.	Kombinationslykta, v	1) (1259260)	2
	1312756-8	1	-	-	-	-		Combined lamp, r.h.	Kombinationslykta, h	1) (1259261)	2
	1312757-6	-	1	-	-	-		Combined lamp, l.h.	Kombinationslykta, v	2) (1259262)	2
	1312758-4	-	1	-	-	-		Combined lamp, r.h.	Kombinationslykta, h	2) (1259263)	2
2	1307453-9	1	1	-	-	-		•Lens, l.h.	•Glas, v		1
	1307454-7	1	1	-	-	-		•Lens, r.h.	•Glas, h		1
3	1307518-9	3	3	-	-	-		••Screw	••Skruv		2
4	1214128-9	3	3	-	-	-		••Washer	••Bricka		2
5		1	1	-	-	-	NS	•Housing	•Hus		
6	1307461-2	1	1	-	-	-		••Gasket	••Packning		2
7	1259828-0	1	1	-	-	-		••Socket housing	••Hylsisolator		2
8	965826-1	1	1	-	-	-		•Bulb	•Glödlampa	21W BA 15s	1
9	965829-5	1	-	-	-	-		•Bulb	•Glödlampa	4CP BA 15s	1
	967819-4	-	1	-	-	-		•Bulb	•Glödlampa	21/5W BAY 15d MARKED E	1
	966335-2	-	1	-	-	-		Bulb	Glödlampa	21/5W BAY 15d	1
10	1215661-8	1	1	-	-	-		Sealing strip, l.h.	Tätningslist, v		2
	1234385-1	1	1	-	-	-		Sealing strip, r.h.	Tätningslist, h		2
11	1258476-9	1	1	-	-	-		Spacer	Mellanlägg		2
12	946544-4	2	2	-	-	-		Flange screw	Flänsskruv		2
13	1307253-3	1	1	-	-	-		Strip, l.h. chrome	List, v krom	-1985	2
	1307254-1	1	1	-	-	-		Strip, r.h. chrome	List, h krom	-1985	2
	1307255-8	1	1	-	-	-		Strip, l.h. black	List, v svart	-1985	2
	1307256-6	1	1	-	-	-		Strip, r.h. black	List, h svart	-1985	2
	1312635-4	1	1	-	-	-		Strip, l.h. chrome	List, v krom	1986-	2
	1312637-0	1	1	-	-	-		Strip, r.h. chrome	List, h krom	1986-	2
	1312740-2	-	1	-	-	-		Strip, l.h. black	List, v svart	1986-	2
	1312741-0	-	1	-	-	-		Strip, r.h. black	List, h svart	1986-	2
14	965393-2	4	4	-	-	-		Screw	Skruv	-1985	2
	965393-2	1	1	-	-	-		Screw	Skruv	1986-	2
15	1312102-5	2	2	-	-	-		Clip	Clips		2
16	1312220-5	2	2	-	-	-		Guide sleeve	Styrhylsa		2
17	1312772-5	-	2	-	-	-		Support	Stöd		2
18	*(1312774)*	2	2	-	-	-	SP	Direction indicator	Blinklykta	REPL 1PCS 1372255-8.	2
☆	1372255-8	-	-	2	2	-		Direction indicator	Blinklykta		2
19		1	1	1	1	-	NS	•Lamp body	•Lamphus		
20		1	1	1	1	-	NS	•Gasket	•Packning		
21	949671-2	1	1	1	1	-		•Bulb	•Glödlampa	5W	1
22	1369304-9	1	1	-	-	-		•Seal	•Tätning		3
23		1	1	-	-	-	NS	•Bulb socket	•Lamphållare		
☆	1392580-5	-	-	1	1	-		•Bulb socket	•Lamphållare		3
☆ 24	1372321-8	1	1	1	1	-		•Spring	•Fjäder		3
25		1	1	-	-	-	NS	•Protecting casing	•Skyddskåpa		

1) Without day notice lights. / Utan varselljus.
2) With day notice light. / Med varselljus.

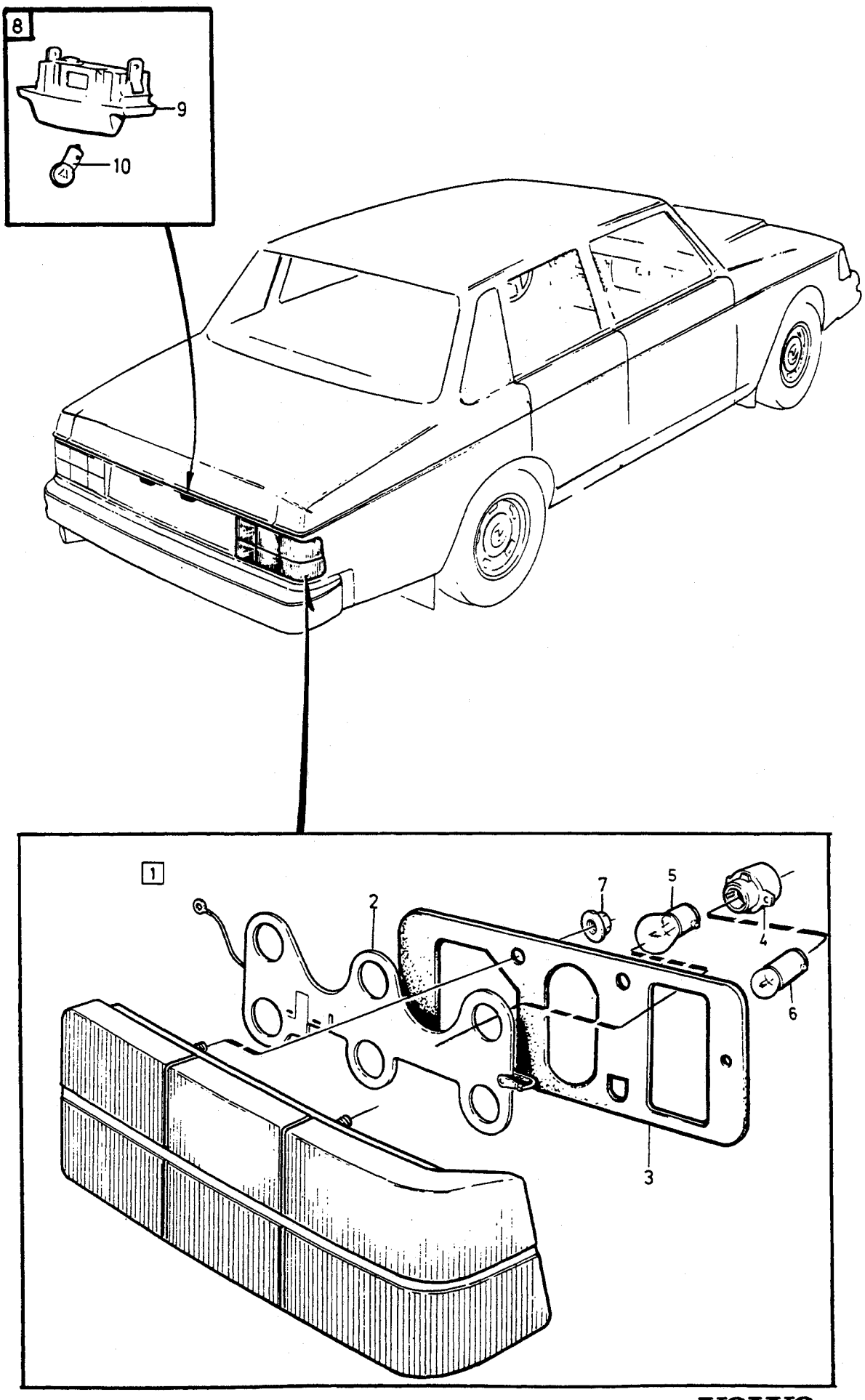
8
9
10
1
2
3
4
5
6
7

A	L.H.	REAR LAMPS — BAKRE BELYSNING	Group / Grupp 35
B	R.H.		Page / Sida 437
C			
D			
E		4 DRS	

Fig	Part No. / Artikel nr	Quantity / Antal A	B	C	D	E	PS	Description	Benämning	Notes / Anmärkning	SR
1	1372212-9	1	-	-	-	-		Tail lamp, l.h.	Baklykta, v	1) 2)	2
	1372213-7	-	1	-	-	-		Tail lamp, r.h.	Baklykta, h	1) 2)	2
	1372210-3	1	-	-	-	-		Tail lamp, l.h.	Baklykta, v	3) 2) REPL 1PCS 1372447-1	2
☆	1372447-1	1	-	-	-	-		Tail lamp, l.h.	Baklykta, v		2
	1372211-1	-	1	-	-	-		Tail lamp, r.h.	Baklykta, h	3) 2) REPL 1PCS 1372448-9	2
☆	1372448-9	-	1	-	-	-		Tail lamp, r.h.	Baklykta, h		2
	1234673-0	1	-	-	-	-		Tail lamp, l.h.	Baklykta, v	1) 4) -1986	2
	1234674-8	-	1	-	-	-		Tail lamp, r.h.	Baklykta, h	1) 4) -1986	2
	1307767-2	1	-	-	-	-		Tail lamp, l.h.	Baklykta, v	3) 4) -1986	2
	1307768-0	-	1	-	-	-		Tail lamp, r.h.	Baklykta, h	3) 4) -1986	2
2	1307558-5	1	-	-	-	-		• Circuit card, l.h.	• Kretskort, v	2)	3
	1307559-3	-	1	-	-	-		• Circuit card, r.h.	• Kretskort, h	2)	3
	1307556-9	1	-	-	-	-		• Circuit card, l.h.	• Kretskort, v	4)	3
	1307557-7	-	1	-	-	-		• Circuit card, r.h.	• Kretskort, h	4)	3
3	1235176-3	1	1	-	-	-		• Gasket	• Packning		2
4	1372041-2	4	4	-	-	-		• Bulb socket	• Lamphållare	2) 21W BA 15s	3
	1372041-2	3	3	-	-	-		• Bulb socket	• Lamphållare	4) 21W BA 15s	3
	1372042-0	2	2	-	-	-		• Bulb socket	• Lamphållare	5W BA 15s	3
5	965826-1	4	4	-	-	-		• Bulb	• Glödlampa	2) 21W	1
	965826-1	3	3	-	-	-		• Bulb	• Glödlampa	4) 21W	1
6	965828-7	2	2	-	-	-		• Bulb	• Glödlampa	5W BA 15s	1
7	1325690-4	4	4	-	-	-		Flange nut	Flänsmutter		3
☆ 8	3518672-5	1	1	-	-	-		Number plate lamp complete	Nummerplåtlampa komplett		2
9		1	1	-	-	-	NS	• Lens	• Lyktglas		
10	192451-3	1	1	-	-	-		• Bulb	• Glödlampa	4W	1

1) With chrome rim. / Med kromdetaljer.
2) With rear fog lamp. / Med dimbakljus.
3) With black rim. / Med svarta detaljer.
4) Without rear fog lamp. / Utan dimbakljus.

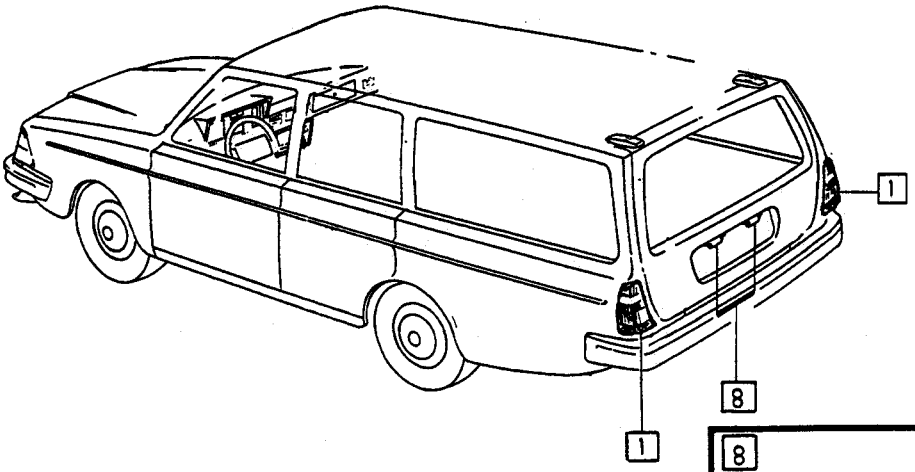

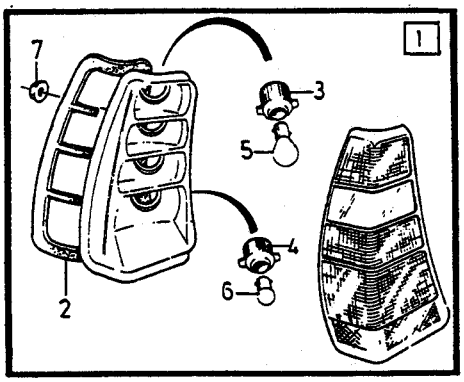

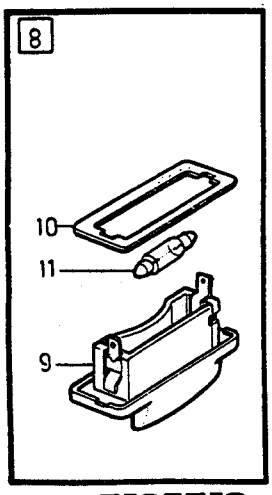

VOLVO
Genuine Parts
PV350 46 839

A	L.H.	REAR LAMPS BAKRE BELYSNING	Group Grupp 35
B	R.H.		
C			
D			Page Sida 439
E		5DRS	

Fig	Part No. Artikel nr	Quantity /Antal A	B	C	D	E	P S	Description	Benämning	Notes Anmärkning	S R
1	1258120-3	1	-	-	-	-		Tail lamp, l.h.	Baklykta, v	1) -1986	2
	1258121-1	-	1	-	-	-		Tail lamp, r.h.	Baklykta, h	1) -1986	2
	(1258124)	1	-	-	-	-	SP	Tail lamp, l.h.	Baklykta, v	2)	2
										REPL 1PCS 1372439-8	
☆	1372439-8	1	-	-	-	-		Tail lamp, l.h.	Baklykta, v	2)	2
	1258125-2	-	1	-	-	-		Tail lamp, r.h.	Baklykta, h	2)	2
										REPL 1PCS 1372440-6	
☆	1372440-6	-	1	-	-	-		Tail lamp, r.h.	Baklykta, h	2)	2
2	1372071-9	1	1	-	-	-		Gasket	Packning		2
3	1372041-2	3	3	-	-	-		Bulb socket	Lamphållare	21W BA 15s	3
4	1372042-0	1	1	-	-	-		Bulb socket	Lamphållare	1) 5W BA 15s	3
	1372043-8	1	1	-	-	-		Bulb socket	Lamphållare	2) 21/5W BAY 15d	3
5	965826-1	3	3	-	-	-		Bulb	Glödlampa	21W BA 15s	1
6	965828-7	1	1	-	-	-		Bulb	Glödlampa	1) 5W BA 15s	1
	966335-2	1	1	-	-	-		Bulb	Glödlampa	2) 21/5W BAY 15d	1
7	1325690-4	2	2	-	-	-		Flange nut	Flänsmutter		3
☆ 8	1312344-3	1	1	-	-	-		Number plate lamp complete .	Nummerplåtlampa komplett		2
9		1	1	-	-	-	NS	•Lens	•Lyktglas		
10	678529-9	1	1	-	-	-		•Seal	•Tätning		2
11	965831-1	1	1	-	-	-		Bulb	Glödlampa	5W	1

1) Without rear fog lamp. / Utan dimbakljus.
2) With rear fog lamp. / Med dimbakljus.

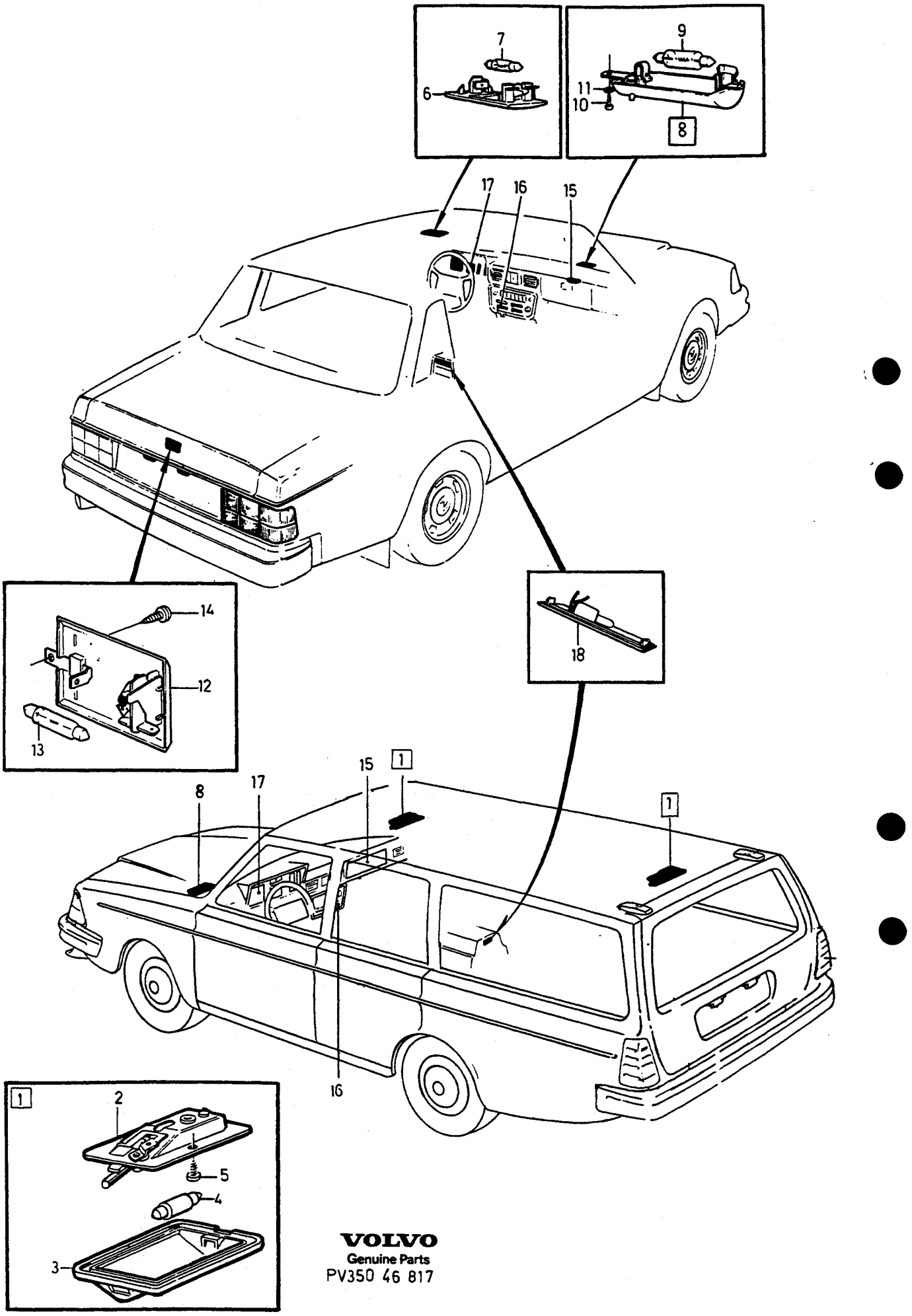

VOLVO
Genuine Parts
PV350 46 817

A	4DRS	INTERIOR LIGHT INNERBELYSNING	Group Grupp 35
B	5DRS		Page Sida 441
C			
D			
E			

Fig	Part No. Artikel nr	Quantity /Antal A	B	C	D	E	PS	Description	Benämning	Notes Anmärkning	SR
1	1312942-4	-	2	-	-	-		Interior lamp complete	Innerlampa komplett		3
2		-	1	-	-	-	NS	•Housing	•Hus		
3	677430-1	-	1	-	-	-		•Lens	•Glas		2
4	182039-8	-	2	-	-	-		Bulb	Glödlampa	10W S8	1
5	955118-5	-	4	-	-	-		Screw	Skruv		2
6	1212657-9	1	-	-	-	-		Interior lamp	Innerlampa		3
7	182039-8	1	-	-	-	-		Bulb	Glödlampa	10W S8	1
8	1234764-7	1	1	-	-	-		Engine compartment lamp	Motorrumslampa		3
9	182045-5	1	1	-	-	-		Bulb	Glödlampa	15W S8	1
10	969473-8	1	1	-	-	-		Screw "Torx"	Skruv "Torx"	(955137)	2
11	955946-9	1	1	-	-	-		Lock washer	Låsbricka		2
12	1235354-6	1	-	-	-	-		Boot lamp	Bagagerumslampa		3
13	182039-8	1	-	-	-	-		Bulb	Glödlampa	10W SV 8,5	1
☆ 14	969473-8	1	-	-	-	-		Screw "Torx"	Skruv "Torx"	(955137)	2
15		-	-	-	-	-		Lamp ..... Glove compartment	Lampa ..... Handskfack	SEE 36•477	
16		-	-	-	-	-		Lamp ..... Heater control	Lampa ..... Värmereglage	SEE 36•477	
17		-	-	-	-	-		Lamp ..... Instrument	Lampa ..... Instrument	SEE 38•533	
18		-	-	-	-	-		Lamp ..... Ashtray	Lampa ..... Askkopp	SEE 88•1217	

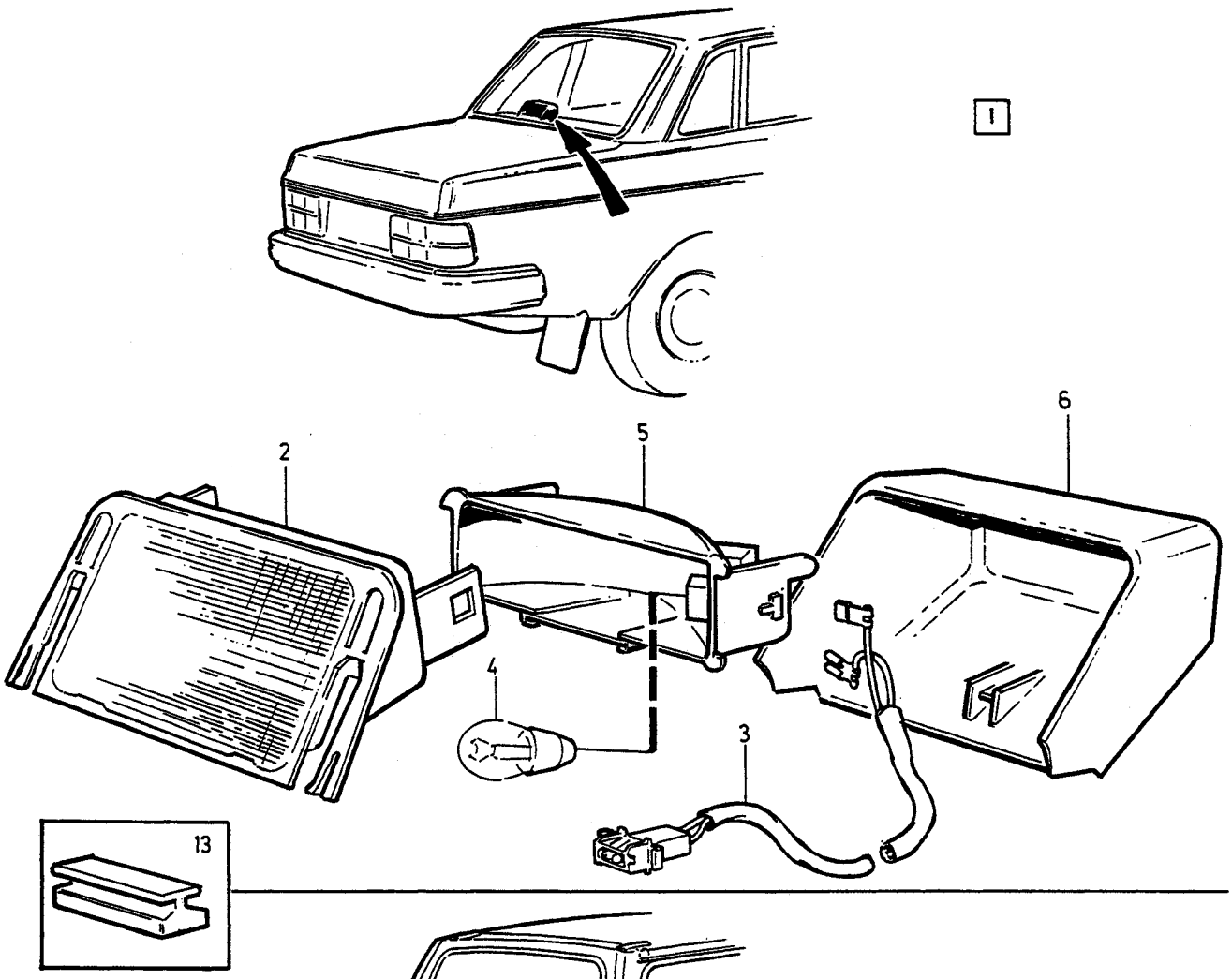

VOLVO
Genuine Parts
PV 350 53682

A	4DRS
B	5DRS
C	
D	
E	

BRAKE LIGHT EXTRA — BROMSLJUS EXTRA

Group / Grupp: 35

Page / Sida: 443

Fig	Part No. / Artikel nr	Quantity /Antal A	B	C	D	E	PS	Description	Benämning	Notes / Anmärkning	SR
1		1	-	-	-	-	NS	Lamp complete	Lykta komplett		
2	1369742-0	1	-	-	-	-		•Lens	•Lins		3
3		1	-	-	-	-	NS	•Cable harness	•Ledningsmatta		
4	965826-1	1	-	-	-	-		•Bulb	•Glödlampa	21W BA 15s	1
5	1369741-2	1	-	-	-	-		•Reflector	•Reflektor		2
6	1312847-5	1	-	-	-	-		•Cover black	•Lock svart		3
	1312848-3	1	-	-	-	-		•Cover brown	•Lock brun		3
	1312849-1	1	-	-	-	-		•Cover blue	•Lock blå		3
	1312850-9	1	-	-	-	-		•Cover beige	•Lock beige		3
7		-	1	-	-	-	NS	Lamp complete	Lykta komplett		
8	1369744-6	-	1	-	-	-		•Lens	•Lins		3
9		-	1	-	-	-	NS	•Cable harness	•Ledningsmatta		
10	965826-1	-	1	-	-	-		•Bulb	•Glödlampa	21W BA 15s	1
11	1369743-8	-	1	-	-	-		•Reflector	•Reflektor		2
12	1312853-3	-	1	-	-	-		•Cover black	•Lock svart		3
13		2	2	-	-	-		Rail	Skena	SEE 84•1009	







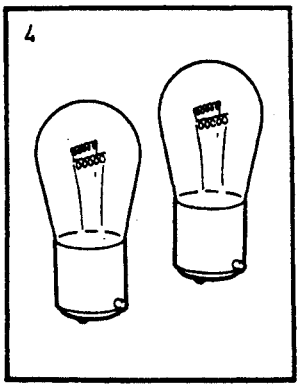

VOLVO
Genuine Parts
PV350 47 434

A B C D E

BULB KIT — GLÖDLAMPSATS

Group / Grupp 35

Page / Sida 445

Fig	Part No. / Artikel nr	Quantity / Antal A	B	C	D	E	PS	Description	Benämning	Notes / Anmärkning	SR
☆ 1	270928-5	X	-	-	-	-		Bulb kit	Glödlampsats	(271404)	1
	11433-0	1	-	-	-	-		• Fuse	• Säkring	8A	1
	192451-3	1	-	-	-	-		• Bulb	• Glödlampa	4W	1
	942545-5	1	-	-	-	-		• Fuse	• Säkring	5A	1
	942785-7	1	-	-	-	-		• Fuse	• Säkring	16A	1
	943905-0	1	-	-	-	-		• Fuse	• Säkring	25A	1
	963187-0	1	-	-	-	-		• Bulb	• Glödlampa	H4, 60/55W	1
	965826-1	1	-	-	-	-		• Bulb	• Glödlampa	21W	1
	965828-7	1	-	-	-	-		• Bulb	• Glödlampa	5W	1
	965831-1	1	-	-	-	-		• Bulb	• Glödlampa	5W	1
	966335-2	1	-	-	-	-		• Bulb	• Glödlampa	21/5W	1
	969160-1	1	-	-	-	-		• Blade fuse	• Bladsäkring	5A	1
☆	969161-9	1	-	-	-	-		• Blade fuse	• Bladsäkring	10A	1
☆	969162-7	1	-	-	-	-		• Blade fuse	• Bladsäkring	15A	1
☆	969163-5	1	-	-	-	-		• Blade fuse	• Bladsäkring	25A	1
☆	969164-3	1	-	-	-	-		• Blade fuse	• Bladsäkring	30A	1
	270145-6	1	-	-	-	-		Bulb kit	Glödlampsats	(F)	1
	963370-2	1	-	-	-	-		• Bulb yellow	• Glödlampa gul	H4, 60/55W	1
	965826-1	1	-	-	-	-		• Bulb	• Glödlampa	21W	1
	965828-7	1	-	-	-	-		• Bulb	• Glödlampa	5W	1
	965831-1	1	-	-	-	-		• Bulb	• Glödlampa	5W	1
	966335-2	1	-	-	-	-		• Bulb	• Glödlampa	21/5W	1
	11433-0	2	-	-	-	-		• Fuse	• Säkring	8A	1
☆	969162-7	1	-	-	-	-		• Blade fuse	• Bladsäkring	(966329), 15A	1
☆ 2	273555-3	X	-	-	-	-		Bulb kit	Glödlampsats		1
	965828-7	2	-	-	-	-		• Bulb	• Glödlampa	BA15S, 5W	1
3	273556-1	X	-	-	-	-		Bulb kit	Glödlampsats		1
	965826-1	2	-	-	-	-		• Bulb	• Glödlampa	BA15S, 21W	1
4	273557-9	X	-	-	-	-		Bulb kit	Glödlampsats		1
	964212-5	2	-	-	-	-		• Bulb	• Glödlampa	BAY15D, 32/3CP	1

A
B
C
D
E

SUB GROUP
OTHER ELECTRICAL EQUIPMENT

UNDERGRUPP
ÖVRIG ELEKTRISK UTRUSTNING

Group
Grupp
36

Page
Sida
447

Fig	Part No. Artikel nr	Quantity /Antal A	B	C	D	E	PS	Description	Benämning	Notes Anmärkning	SR
		-	-	-	-	-		Signal equipment	Signalutrustning	SEE **36**•449	
		-	-	-	-	-		Windscreen wipers	Vindrutetorkare	SEE **36**•451	
		-	-	-	-	-		Rear window wiper	Bakrutetorkare	SEE **36**•459	
		-	-	-	-	-		Headlamp wipers headlamp washers	Strålkastartorkare strålkastarspolare	SEE **36**•461	
		-	-	-	-	-		Windscreen washers	Vindrutespolare	SEE **36**•463	
		-	-	-	-	-		Rear window washer	Bakrutespolare	SEE **36**•465	
		-	-	-	-	-		Column and starter lock switches central locking	Ratt och startlås strömställare centrallås	SEE **36**•467	
		-	-	-	-	-		Switch turn indicators, main and dipped beams, wiper/washer ..	Omkopplare blinkers, hel och halvljus, torkare-spolare	SEE **36**•471	
		-	-	-	-	-		Relay ..... Engine compartment	Relä ..... Motorrum	SEE **36**•473	
		-	-	-	-	-		Relay cabin	Relä Kupé	SEE **36**•475	
		-	-	-	-	-		Switches	Strömställare	SEE **36**•477	
		-	-	-	-	-		Notes	Anmärkning	1)	

1) Engines B17A, B19ET, B21ET, B21FT and related parts are not listed in this catalogue. For the subject engines, please refer to the 240-260 SERIES 1979-1984 catalogue. / Motorer B17A,B19ET,B21ET,B21FT och tillhörande detaljer redovisas ej i denna katalog. Vid behov hänvisas till reservdelskatalog 240-260 SERIES 1979-1984.

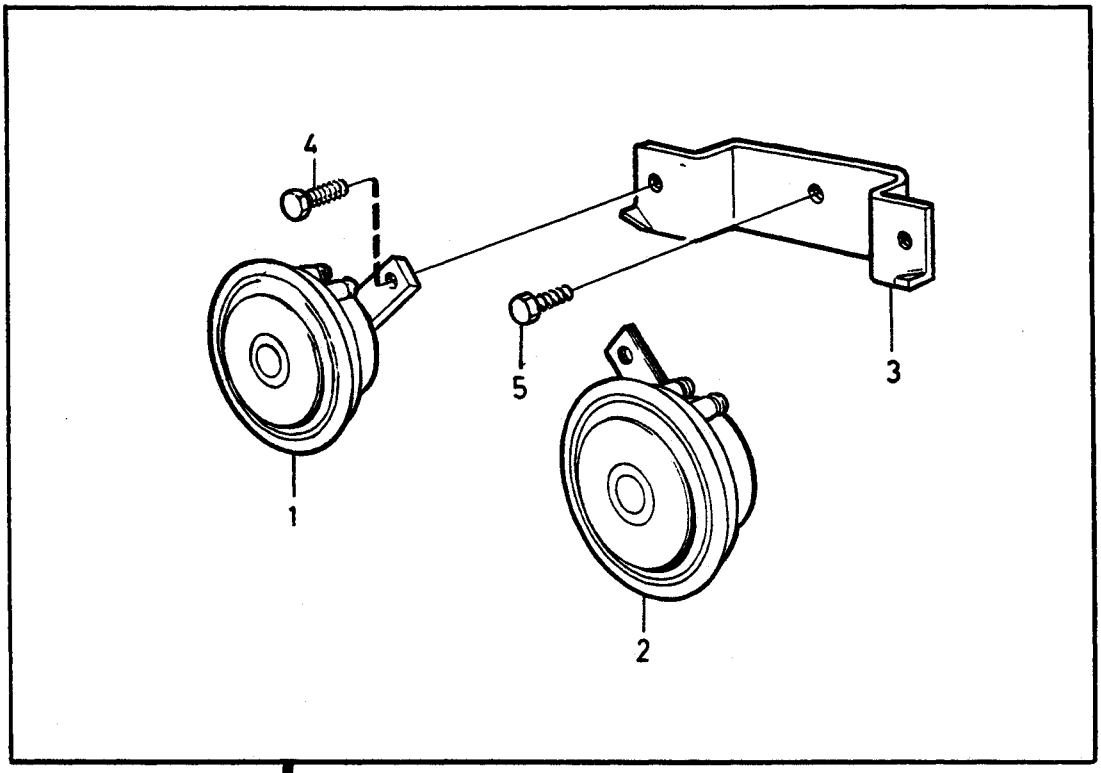

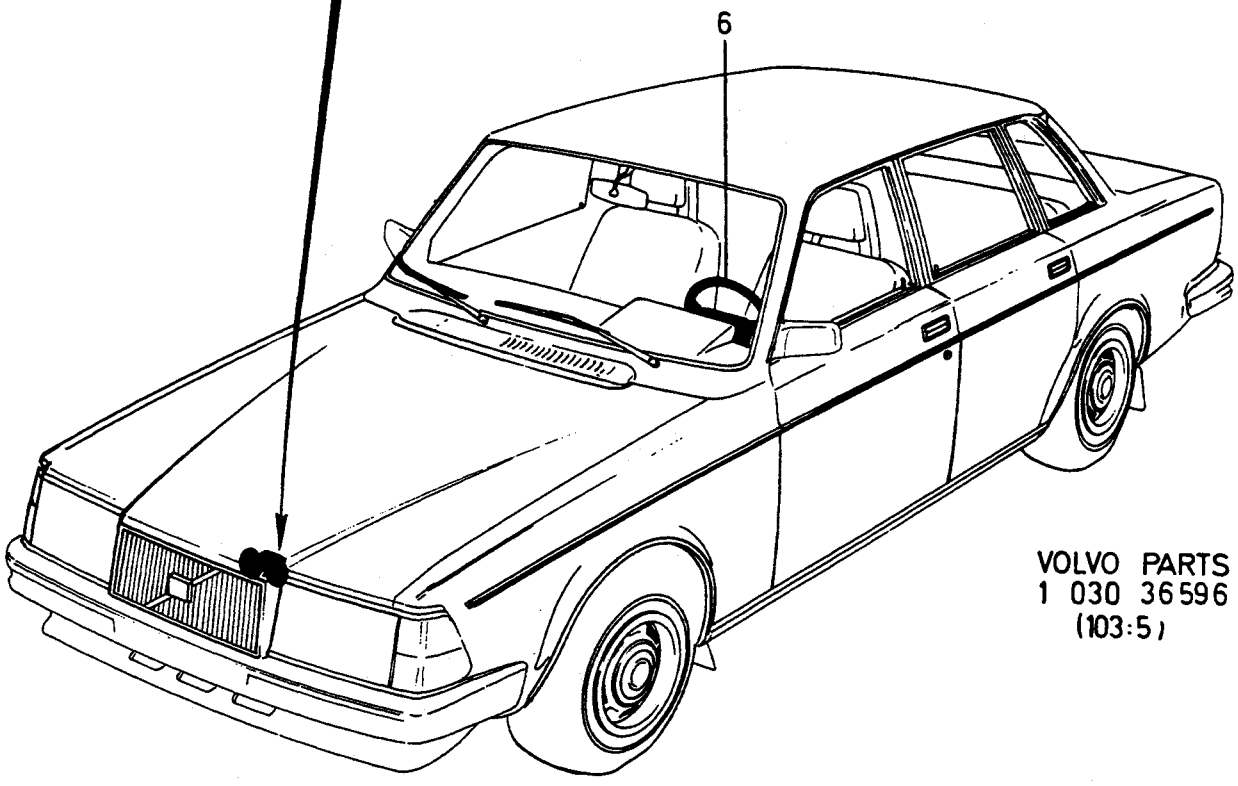

VOLVO PARTS
1 030 36596
(103:5)

A		SIGNAL EQUIPMENT	SIGNALUTRUSTNING	Group Grupp 36
B				
C				
D				Page Sida 449
E				

Fig	Part No. Artikel nr	Quantity /Antal A	B	C	D	E	PS	Description	Benämning	Notes Anmärkning	SR
1	1235449-4	1	-	-	-	-		Horn ..... 335 HZ	Signalhorn ..... 335 HZ		3
2	1235450-2	1	-	-	-	-		Horn ..... 420 HZ	Signalhorn ..... 420 HZ		3
3	1372193-1	1	-	-	-	-		Bracket	Konsol	(1312930)	3
4	947107-9	2	-	-	-	-		Flange screw	Fläsksruv		2
5	944926-5	1	-	-	-	-		Flange screw	Fläsksruv		2
6		-	-	-	-	-		Steering wheel	Ratt	SEE 64•837	

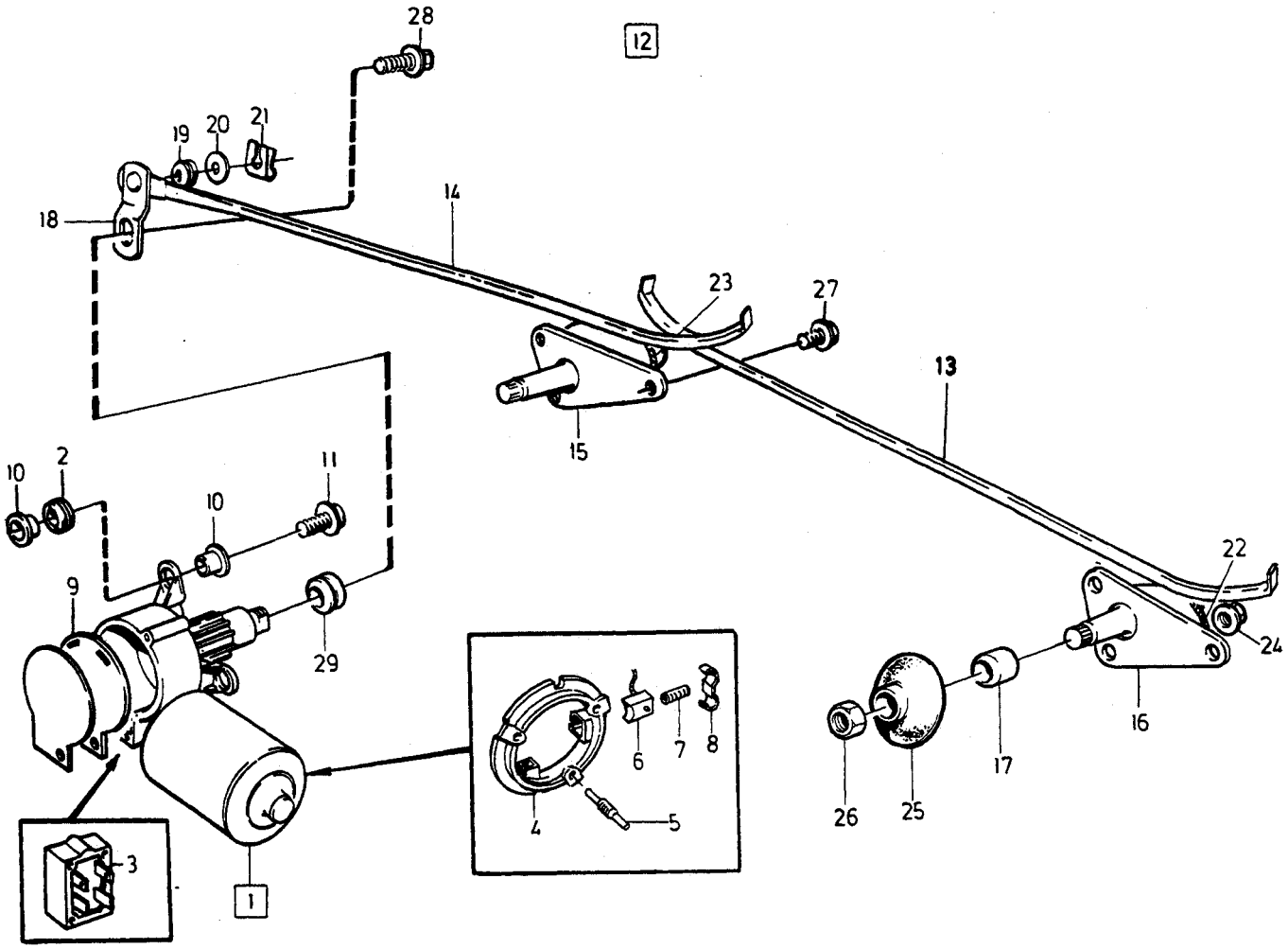

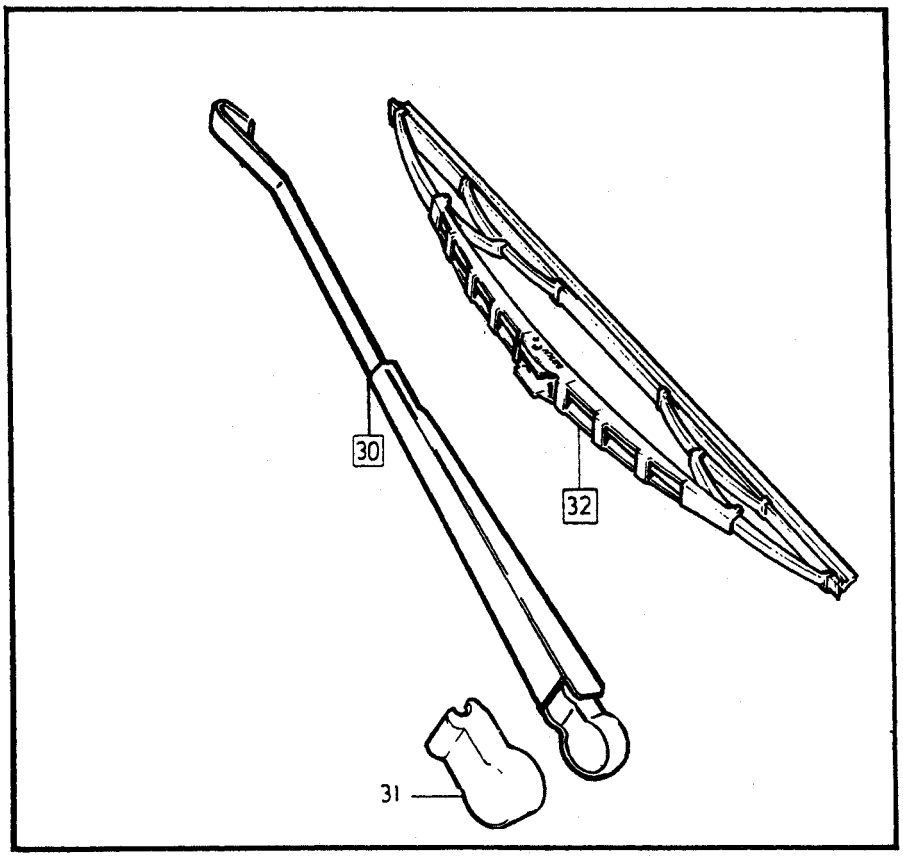

VOLVO
Genuine Parts
PV 360 45963

A
B
C
D
E

WINDSCREEN WIPERS — VINDRUTETORKARE

Group / Grupp 36

Page / Sida 451

L.H.D

Fig	Part No. Artikel nr	Quantity /Antal A	B	C	D	E	PS	Description	Benämning	Notes Anmärkning	SR
1	1312346-8	1	-	-	-	-		Wiper motor complete	Torkarmotor komplett		2
2	1312977-0	3	-	-	-	-		•Bushing	•Bussning		3
3	1255529-8	1	-	-	-	-		•Contact housing	•Kontakthus		3
4	1255530-6	1	-	-	-	-		•Brush retainer	•Borsthållare		2
5		3	-	-	-	-	NS	•Retainer	•Hållare		
6	687777-3	3	-	-	-	-		•Carbon brush	•Elborste		2
7		3	-	-	-	-	NS	•Spring	•Fjäder		
8	687779-9	3	-	-	-	-		•Brush retainer cover	•Borsthållarlock		3
9	1255532-2	1	-	-	-	-		•Gasket	•Packning		3
10	1312822-8	6	-	-	-	-		Washer	Bricka		3
11	946934-7	3	-	-	-	-		Flange screw	Flänsskruv		2
12	1304793-1	1	-	-	-	-		Wiper mechanism complete ..	Torkarmekanism komplett	-1985	4
	(1312654)	1	-	-	-	-	SP	Wiper mechanism complete ..	Torkarmekanism komplett	1986-	4
										REPL 1PCS 1372308-5	
	1372308-5	1	-	-	-	-		Wiper mechanism complete ..	Torkarmekanism komplett		4
		-	-	-	-	-		•SEE **36**•453	•SEE **36**•453		
13	687786-4	1	-	-	-	-		•Link arm	•Länkarm		3
14	1203407-0	1	-	-	-	-		•Wiper link	•Drivlänk		3
15	1304795-6	1	-	-	-	-		•Wiper bearing, r.h.	•Torkarlager, h	-1985	3
	1372311-9	1	-	-	-	-		•Wiper bearing, r.h.	•Torkarlager, h	(1312686) 1986-	3
16	1372315-0	1	-	-	-	-		•Wiper bearing, l.h.	•Torkarlager, v	(1372046)	3
17	1304975-4	1	-	-	-	-		••Cover	••Kåpa		3
18	687781-5	1	-	-	-	-		•Crank arm	•Vevarm		4
19	687782-3	1	-	-	-	-		•Bushing	•Bussning		3
20	687791-4	1	-	-	-	-		•Washer	•Bricka		3
21	942915-0	1	-	-	-	-		•Safety brace	•Säkringsbygel		2
22	687784-9	2	-	-	-	-		•Cable	•Lina	LG 370mm	3
23	1203020-1	1	-	-	-	-		•Cable	•Lina	LG 335mm	2
24	963104-5	3	-	-	-	-		Lock nut	Låsmutter		2
25	1213987-9	2	-	-	-	-		Seal	Tätning	-1985	3
	1213987-9	1	-	-	-	-		Seal l.h.	Tätning v	1986-	3
	1312653-7	1	-	-	-	-		Seal r.h.	Tätning h	1986-	3
☆ 26	968862-3	2	-	-	-	-		Flange nut	Flänsmutter	(955782)	8
27	946544-4	6	-	-	-	-		Flange screw	Flänsskruv		2
28	965175-3	3	-	-	-	-		Flange screw	Flänsskruv		2
29	1372215-2	1	-	-	-	-		Rubber bushing	Gummibussning		3
30	1392941-9	1	-	-	-	-		Wiper arm, l.h.	Torkararm, v		1
	1392942-7	1	-	-	-	-		Wiper arm, r.h.	Torkararm, h		1
31	1392933-6	1	-	-	-	-		•Cover	•Täckkåpa	BOSCH	3
	1392918-7	1	-	-	-	-		•Cover	•Täckkåpa	TRICO	3
32	1372029-7	2	-	-	-	-		Wiper blade	Torkarblad		1

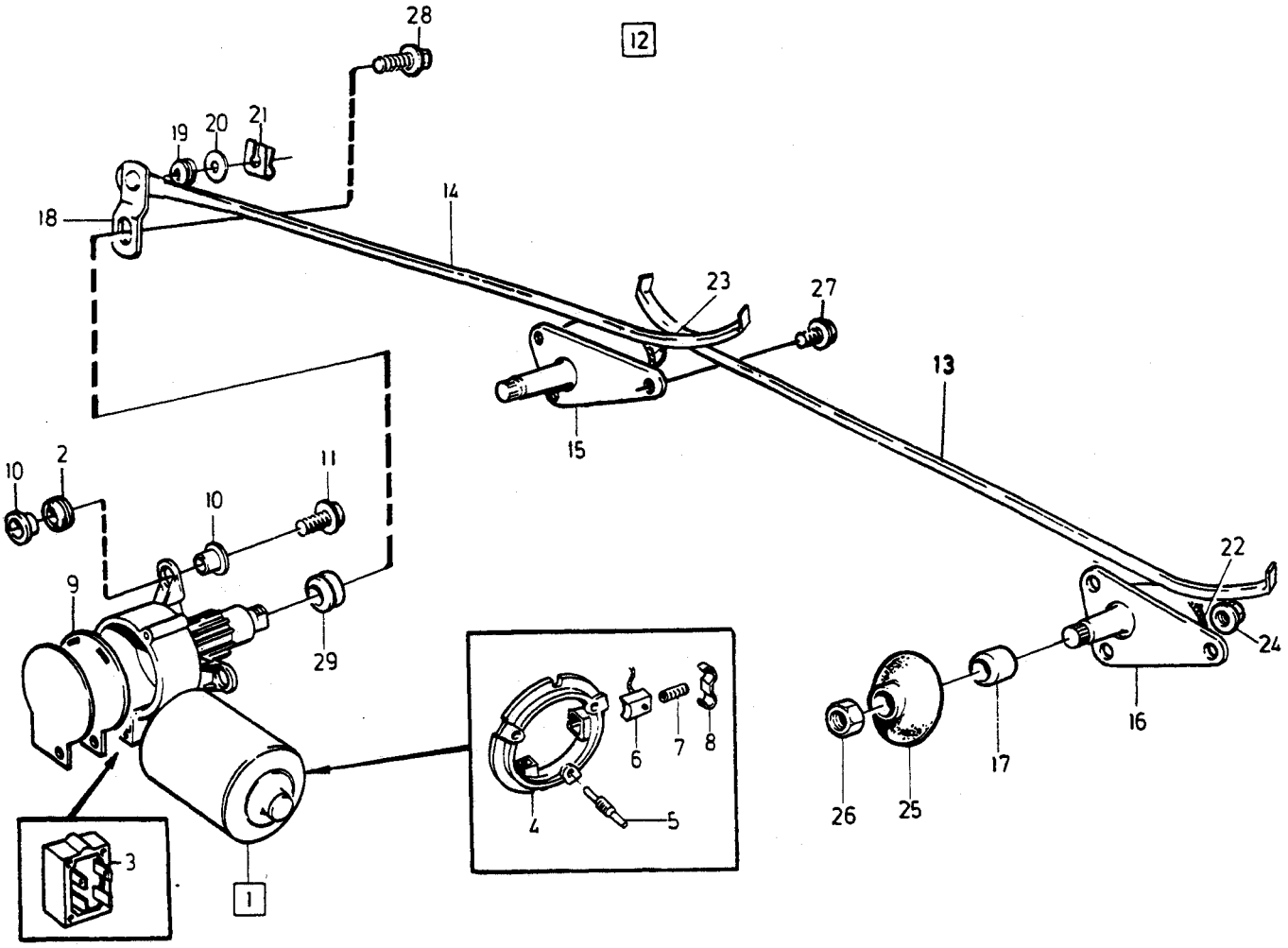

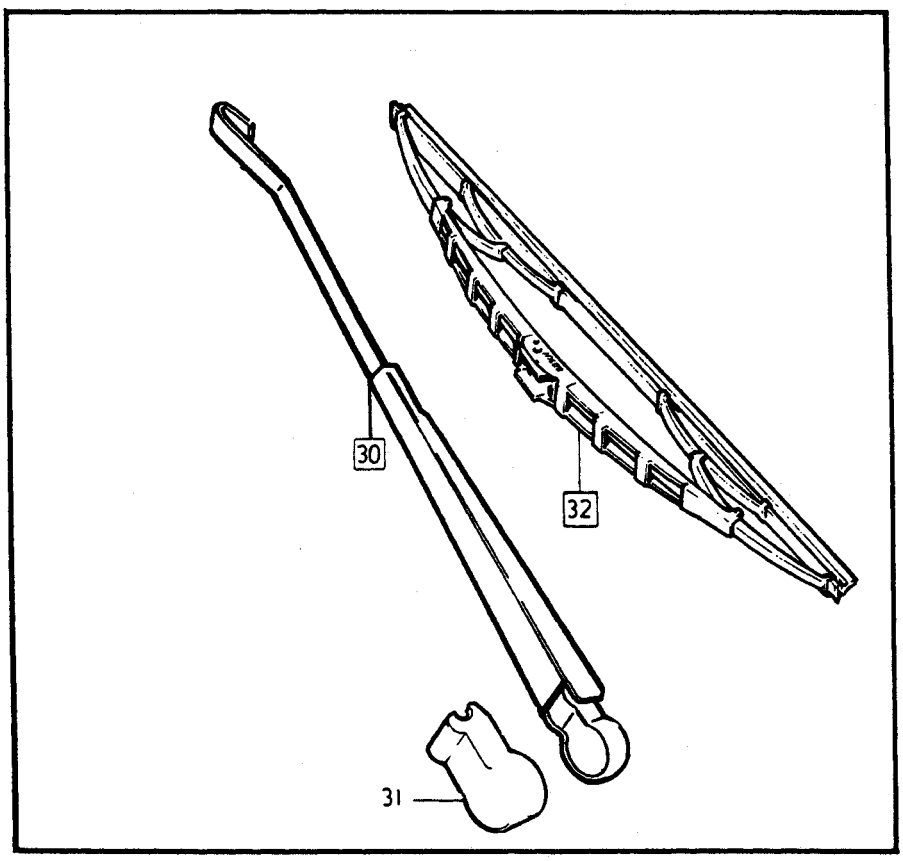

VOLVO
Genuine Parts
PV 360 45963

A
B
C
D
E

WINDSCREEN WIPERS — VINDRUTETORKARE

Group / Grupp 36

Page / Sida 453

L.H.D

Fig	Part No. / Artikel nr	Quantity / Antal A	B	C	D	E	PS	Description	Benämning	Notes / Anmärkning	SR
1	1312346-8	1	-	-	-	-		Wiper motor complete	Torkarmotor komplett		2
2	1312977-0	3	-	-	-	-		•Bushing	•Bussning		3
3	1255529-8	1	-	-	-	-		•Contact housing	•Kontakthus		3
4	1255530-6	1	-	-	-	-		•Brush retainer	•Borsthållare		2
5		1	-	-	-	-	NS	•Retainer	•Hållare		
6	687777-3	3	-	-	-	-		•Carbon brush	•Elborste		2
7		3	-	-	-	-	NS	•Spring	•Fjäder		
8	687779-9	3	-	-	-	-		•Brush retainer cover	•Borsthållarlock		3
9	1255532-2	1	-	-	-	-		•Gasket	•Packning		3
10	1312822-8	6	-	-	-	-		Washer	Bricka		3
11	946934-7	3	-	-	-	-		Flange screw	Flänsskruv		2
12	1372308-5	1	-	-	-	-		Wiper mechanism complete	Torkarmekanism komplett		4
13	687786-4	1	-	-	-	-		•Link arm	•Länkarm		3
14	1203407-0	1	-	-	-	-		•Wiper link	•Drivlänk		3
15	1372311-9	1	-	-	-	-		•Wiper bearing, r.h.	•Torkarlager, h		3
16	1372315-0	1	-	-	-	-		•Wiper bearing, l.h.	•Torkarlager, v		3
17	1304975-4	1	-	-	-	-		••Cover	••Kåpa		3
18	687781-5	1	-	-	-	-		•Crank arm	•Vevarm		4
19	687782-3	1	-	-	-	-		•Bushing	•Bussning		3
20	687791-4	1	-	-	-	-		•Washer	•Bricka		3
21	942915-0	1	-	-	-	-		•Safety brace	•Säkringsbygel		2
22	687784-9	2	-	-	-	-		•Cable	•Lina	LG 370mm	3
23	1203020-1	1	-	-	-	-		•Cable	•Lina	LG 335mm	2
24	963104-5	3	-	-	-	-		•Lock nut	•Låsmutter		2
25	1312653-7	1	-	-	-	-		Seal r.h.	Tätning h		3
	1213987-9	1	-	-	-	-		Seal l.h.	Tätning v		3
☆ 26	968862-3	2	-	-	-	-		Flange nut	Flänsmutter	(955782)	8
27	946544-4	6	-	-	-	-		Flange screw	Flänsskruv		2
28	965175-3	1	-	-	-	-		Flange screw	Flänsskruv		2
29	1372215-2	1	-	-	-	-		Rubber bushing	Gummibussning		3
30	1392941-9	1	-	-	-	-		Wiper arm, l.h.	Torkararm, v		1
	1392942-7	1	-	-	-	-		Wiper arm, r.h.	Torkararm, h		1
31	1392933-6	1	-	-	-	-		•Cover	•Täckkåpa	BOSCH	3
	1392918-7	1	-	-	-	-		•Cover	•Täckkåpa	TRICO	3
32	1372029-7	2	-	-	-	-		Wiper blade	Torkarblad		1

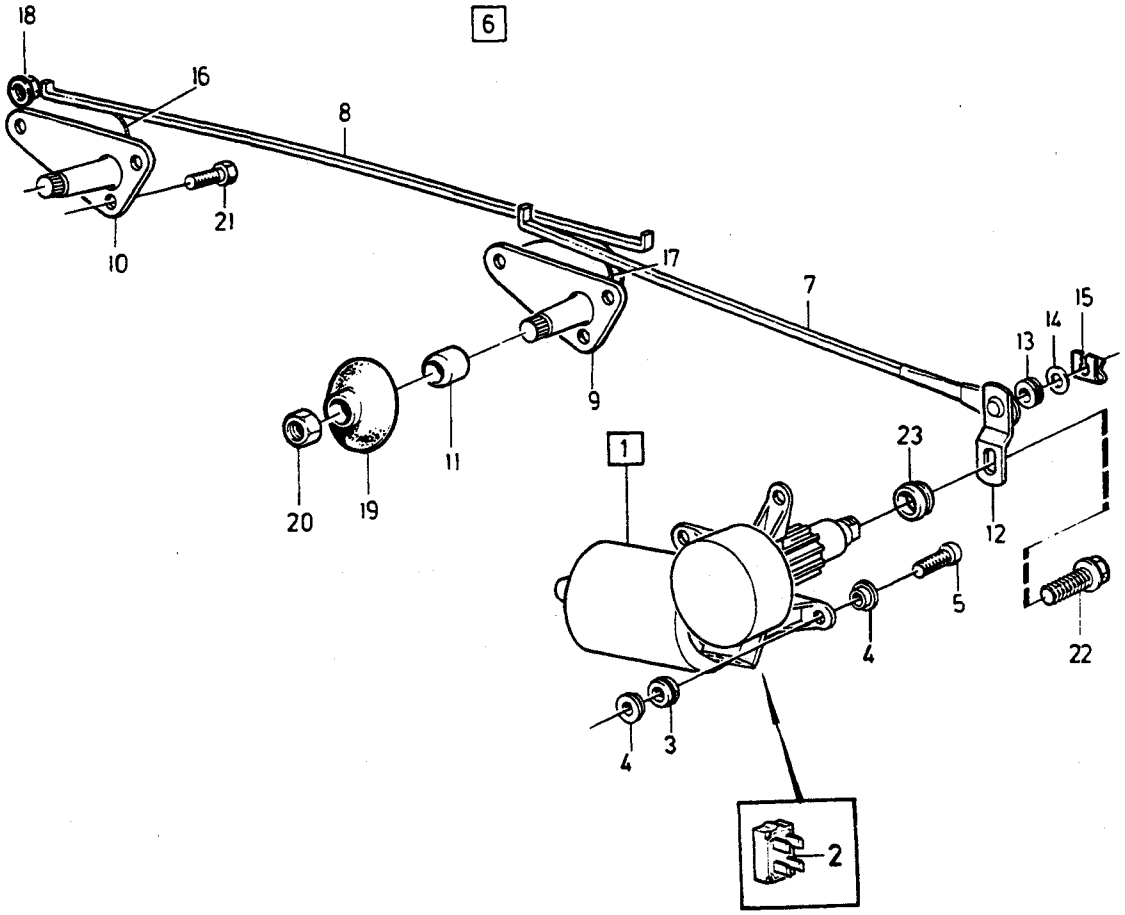

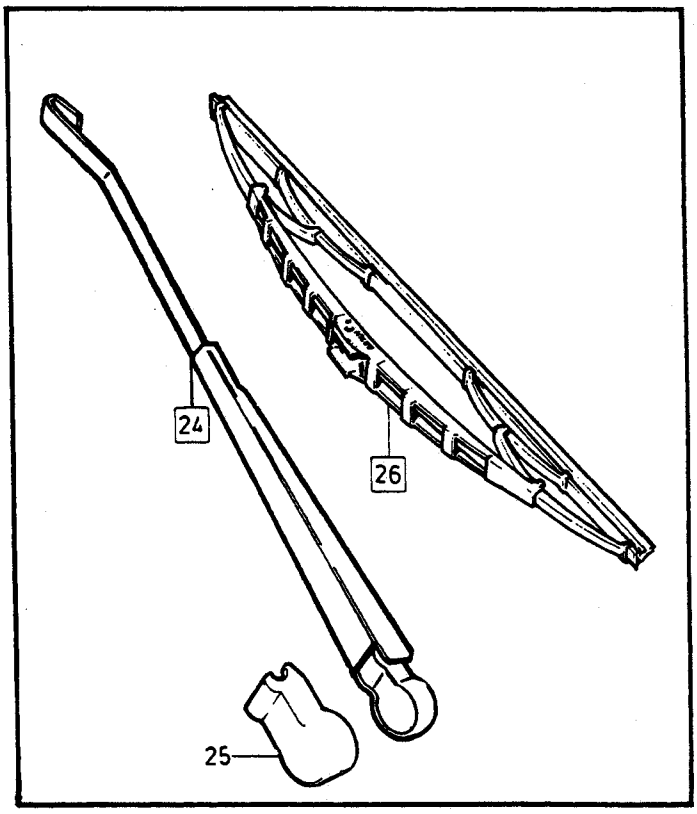

VOLVO
Genuine Parts
PV 360 45966

A
B
C
D
E

WINDSCREEN WIPERS — VINDRUTETORKARE

Group / Grupp 36

Page / Sida 455

R.H.D

Fig	Part No. Artikel nr	Quantity /Antal A	B	C	D	E	PS	Description	Benämning	Notes Anmärkning	SR
☆ 1	1372359-8	1	-	-	-	-		Wiper motor complete	Torkarmotor komplett	(1202582)	2
2	1247805-3	1	-	-	-	-		•Contact housing	•Kontakthus		3
3		3	-	-	-	-	NS	•Bushing	•Bussning		
4	1312822-8	6	-	-	-	-		Washer	Bricka		3
5	946934-7	3	-	-	-	-		Flange screw	Flänsskruv		2
6	1304796-4	1	-	-	-	-		Wiper mechanism complete ..	Torkarmekanism komplett	-1985	4
	(1312651)	1	-	-	-	-	SP	Wiper mechanism complete ..	Torkarmekanism komplett	1986-	4
	1372307-7	-	-	-	-	-		Wiper mechanism complete ..	Torkarmekanism komplett	REPL 1PCS 1372307-7	4
		-	-	-	-	-		•SEE 36•457	•SEE 36•457		
7	1203407-0	1	-	-	-	-		•Wiper link	•Drivlänk		3
8	687786-4	1	-	-	-	-		•Link arm	•Länkarm		3
9	1304797-2	1	-	-	-	-		•Wiper bearing, l.h.	•Torkarlager, v	-1985	3
	1372312-7	1	-	-	-	-		•Wiper bearing, l.h.	•Torkarlager, v	(1312687) 1986-	3
10	1372316-8	1	-	-	-	-		•Wiper bearing, r.h.	•Torkarlager, h	(1312970)	3
11	1304975-4	1	-	-	-	-		••Cover	••Kåpa		3
12	687781-5	1	-	-	-	-		•Crank arm	•Vevarm		4
13	687782-3	1	-	-	-	-		•Bushing	•Bussning		3
14	687791-4	1	-	-	-	-		•Washer	•Bricka		3
15	942915-0	1	-	-	-	-		•Safety brace	•Säkringsbygel		2
16	687784-9	2	-	-	-	-		•Cable	•Lina	LG 370mm	3
17	1203020-1	1	-	-	-	-		•Cable	•Lina	LG 335mm	2
18	963104-5	3	-	-	-	-		•Lock nut	•Låsmutter		2
19	1213987-9	2	-	-	-	-		Seal	Tätning	-1985	3
	1213987-9	1	-	-	-	-		Seal l.h.	Tätning v	1986-	3
	1312653-7	1	-	-	-	-		Seal r.h.	Tätning h	1986-	3
☆ 20	968862-3	2	-	-	-	-		Flange nut	Flänsmutter	(955782)	8
21	946544-4	6	-	-	-	-		Flange screw	Flänsskruv		2
22	965175-3	1	-	-	-	-		Flange screw	Flänsskruv		2
23	1372215-2	1	-	-	-	-		Rubber bushing	Gummibussning		3
24	1392943-5	1	-	-	-	-		Wiper arm, l.h.	Torkararm, v		1
	1392944-3	1	-	-	-	-		Wiper arm, r.h.	Torkararm, h		1
25	1392933-6	1	-	-	-	-		•Cover	•Täckkåpa	BOSCH	3
	1392918-7	1	-	-	-	-		•Cover	•Täckkåpa	TRICO	3
26	1372029-7	2	-	-	-	-		Wiper blade	Torkarblad		1

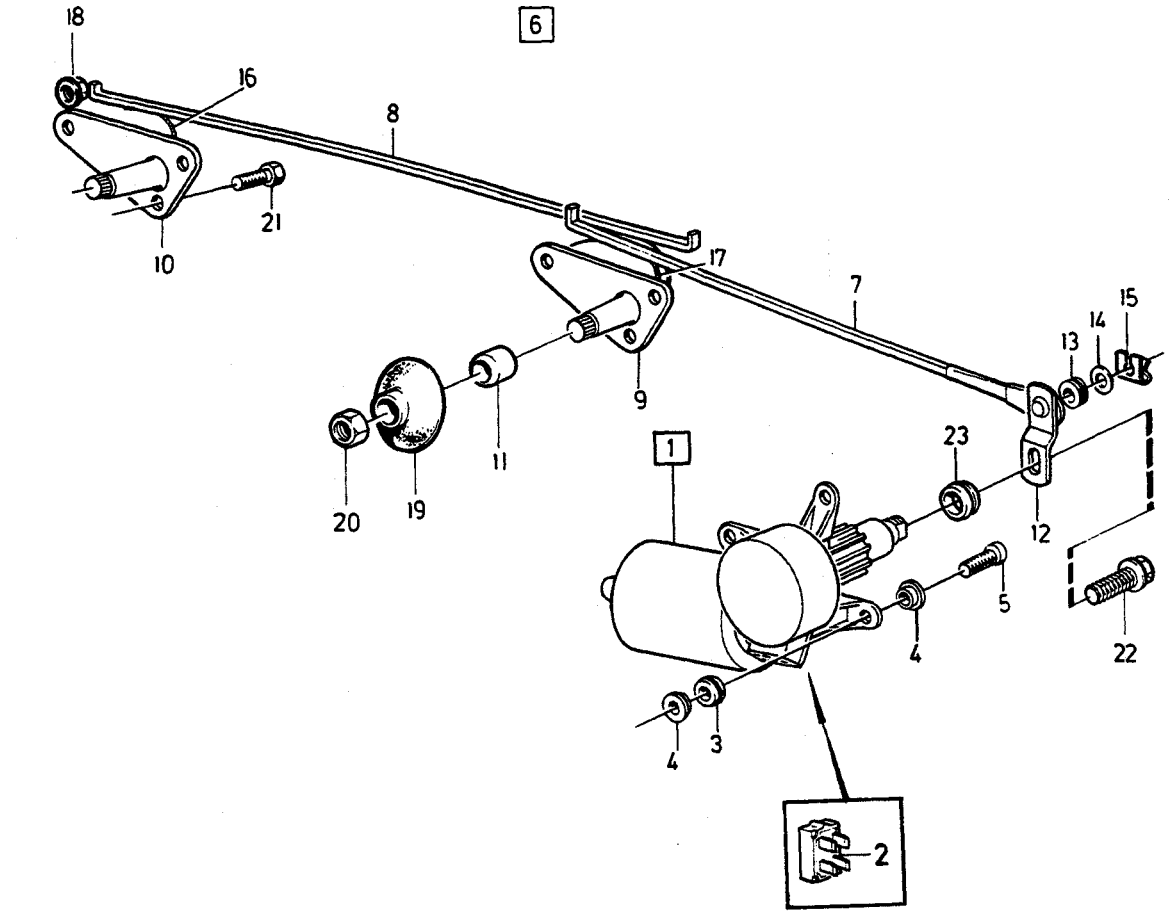

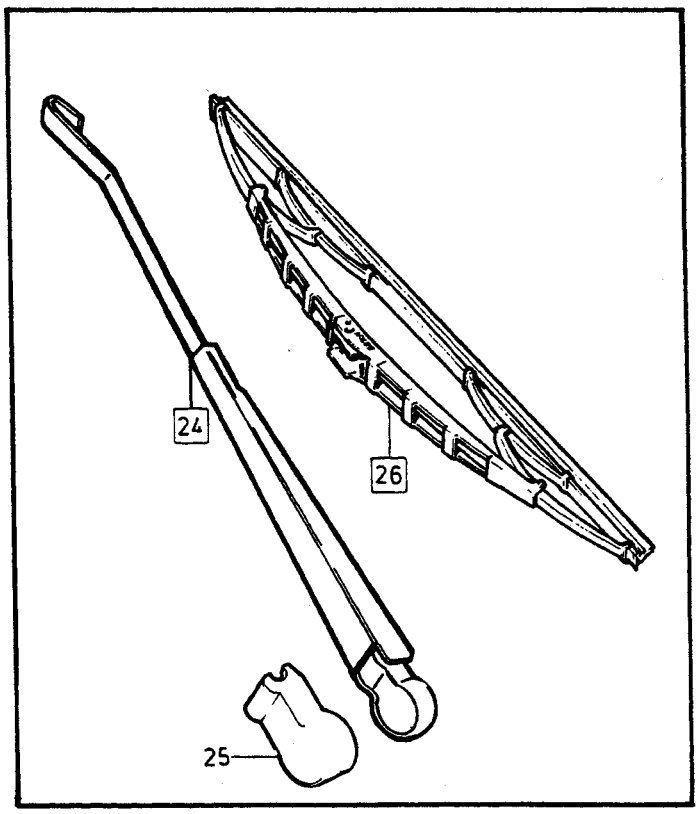

VOLVO
Genuine Parts
PV 360 45966

A B C D E

WINDSCREEN WIPERS — VINDRUTETORKARE

Group Grupp 36

Page Sida 457

R.H.D

Fig	Part No. Artikel nr	Quantity /Antal A	B	C	D	E	PS	Description	Benämning	Notes Anmärkning	SR
☆ 1	1372359-8	1	-	-	-	-		Wiper motor complete	Torkarmotor komplett		2
2	1247805-3	1	-	-	-	-		•Contact housing	•Kontakthus		3
3		1	-	-	-	-	NS	Bushing	Bussning		
4	1312822-8	6	-	-	-	-		Washer	Bricka		3
5	946934-7	3	-	-	-	-		Flange screw	Flänsskruv		2
6	1372307-7	1	-	-	-	-		Wiper mechanism complete ..	Torkarmekanism komplett		4
7	687786-4	1	-	-	-	-		•Link arm	•Länkarm		3
8	1203407-0	1	-	-	-	-		•Wiper link	•Drivlänk		3
9	1372312-7	1	-	-	-	-		•Wiper bearing, l.h.	•Torkarlager, v		3
10	1372316-8	1	-	-	-	-		•Wiper bearing, r.h.	•Torkarlager, h		3
11	1304975-4	1	-	-	-	-		••Cover	••Kåpa		3
12	687781-5	1	-	-	-	-		•Crank arm	•Vevarm		4
13	687782-3	1	-	-	-	-		•Bushing	•Bussning		3
14	687791-4	1	-	-	-	-		•Washer	•Bricka		3
15	942915-0	1	-	-	-	-		•Safety brace	•Säkringsbygel		2
16	687784-9	2	-	-	-	-		•Cable	•Lina	LG 370mm	3
17	1203020-1	1	-	-	-	-		•Cable	•Lina	LG 335mm	2
18	963104-5	3	-	-	-	-		•Lock nut	•Låsmutter		2
19	1213987-9	1	-	-	-	-		Seal l.h.	Tätning v		3
	1312653-7	1	-	-	-	-		Seal r.h.	Tätning h		3
☆ 20	968862-3	2	-	-	-	-		Flange nut	Flänsmutter	(955782)	8
21	946544-4	6	-	-	-	-		Flange screw	Flänsskruv		2
22	965175-3	1	-	-	-	-		Flange screw	Flänsskruv		2
23	1372215-2	1	-	-	-	-		Rubber bushing	Gummibussning		3
24	1392943-5	1	-	-	-	-		Wiper arm, l.h.	Torkararm, v		1
	1392944-3	1	-	-	-	-		Wiper arm, r.h.	Torkararm, h		1
25	1392933-6	1	-	-	-	-		•Cover	•Täckkåpa	BOSCH	3
	1392918-7	1	-	-	-	-		•Cover	•Täckkåpa	TRICO	3
26	1372029-7	2	-	-	-	-		Wiper blade	Torkarblad		1

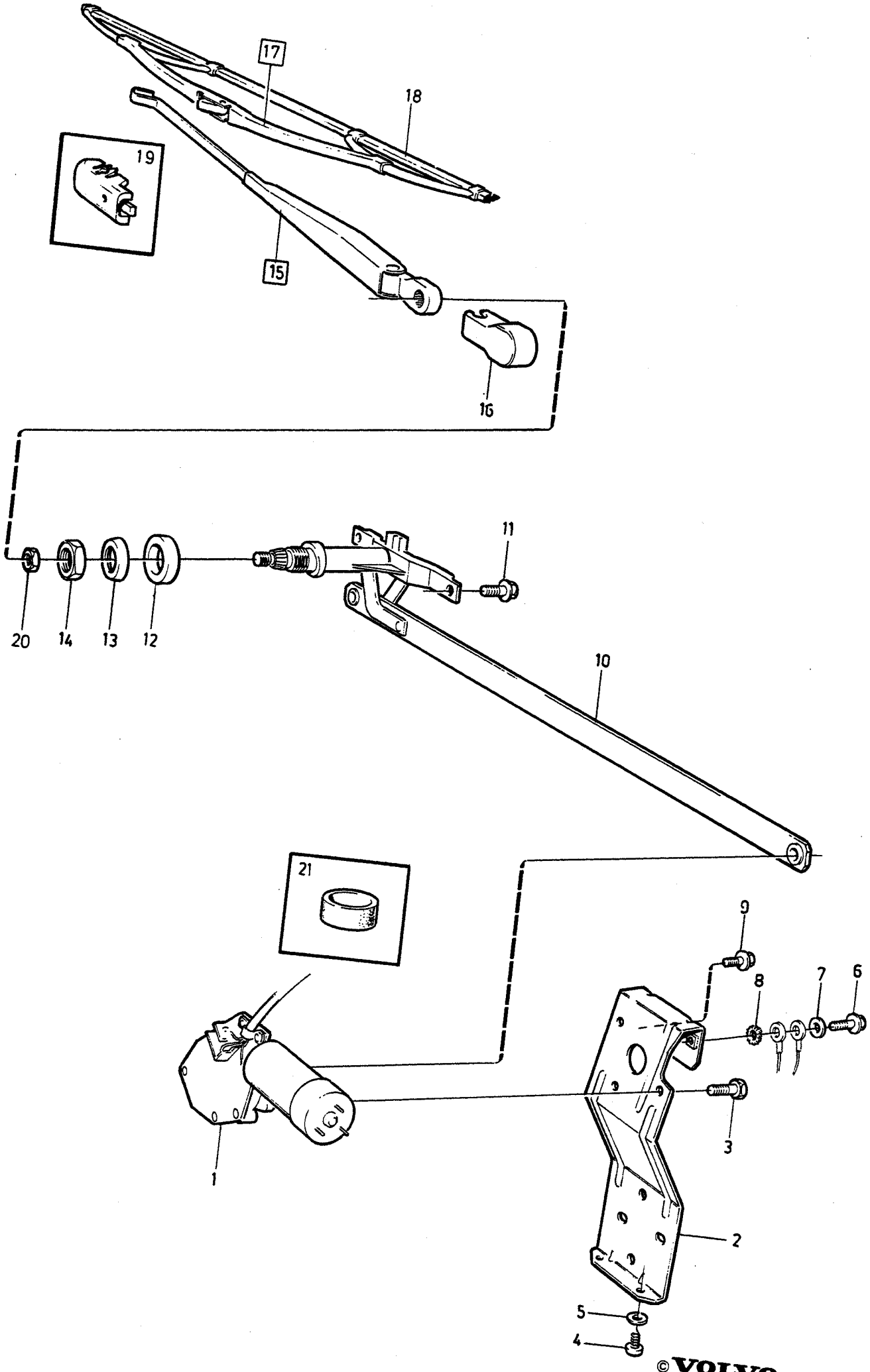

© VOLVO
Genuine Parts

A
B
C
D
E

REAR WINDOW WIPER — BAKRUTETORKARE

Group / Grupp: 36

Page / Sida: 459

Fig	Part No. / Artikel nr	Quantity /Antal A	B	C	D	E	PS	Description	Benämning	Notes / Anmärkning	SR
1	1372153-5	1	-	-	-	-		Wiper motor	Torkarmotor		2
2	1312436-7	1	-	-	-	-		Bracket	Konsol		5
3		3	-	-	-	-	NS	Screw	Skruv		
☆ 4	969473-8	2	-	-	-	-		Screw	Skruv	(955137)	2
5	955892-5	2	-	-	-	-		Washer	Bricka		2
6	955269-6	1	-	-	-	-		Screw	Skruv		2
7	955892-5	1	-	-	-	-		Washer	Bricka		2
8	942605-7	1	-	-	-	-		Toothed washer	Tandbricka		2
9	967967-1	1	-	-	-	-		Screw	Skruv		2
10	1312438-3	1	-	-	-	-		Linkage	Länksystem		3
11	965175-3	2	-	-	-	-		Flange screw	Flänsskruv		2
12	678997-8	1	-	-	-	-		Rubber bushing	Gummibussning		4
13	190735-1	1	-	-	-	-		Washer	Bricka		2
14	190734-4	1	-	-	-	-		Nut	Mutter		2
15	1312439-1	1	-	-	-	-		Wiper arm	Torkararm		1
16	1312444-1	1	-	-	-	-		• Cover	• Kåpa		2
17	274065-2	1	-	-	-	-		Wiper blade kit	Torkarbladsats		1
18		1	-	-	-	-	NS	• Wiper blade	• Torkarblad		
19		1	-	-	-	-	NS	• Anchorage	• Fäste		
☆ 20	968862-3	1	-	-	-	-		Flange nut	Flänsmutter	(955782)	8
21	1329682-7	1	-	-	-	-		Collar	Krage	CH 685123-	2

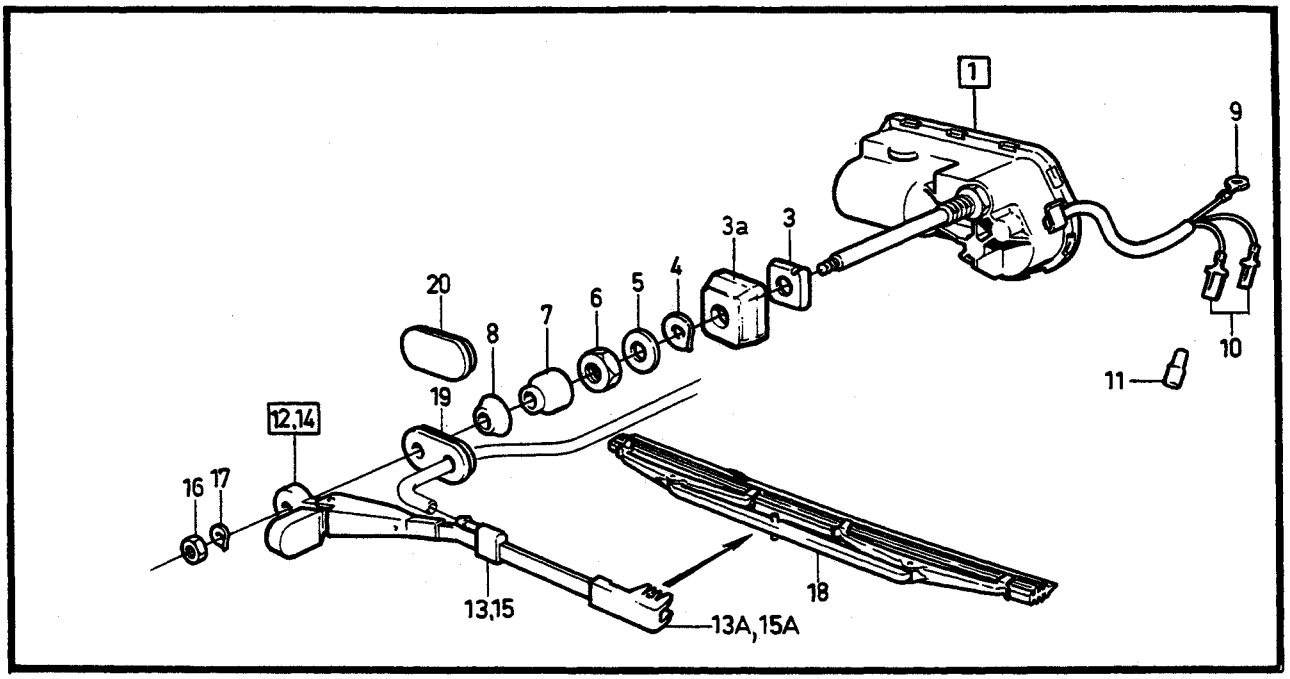

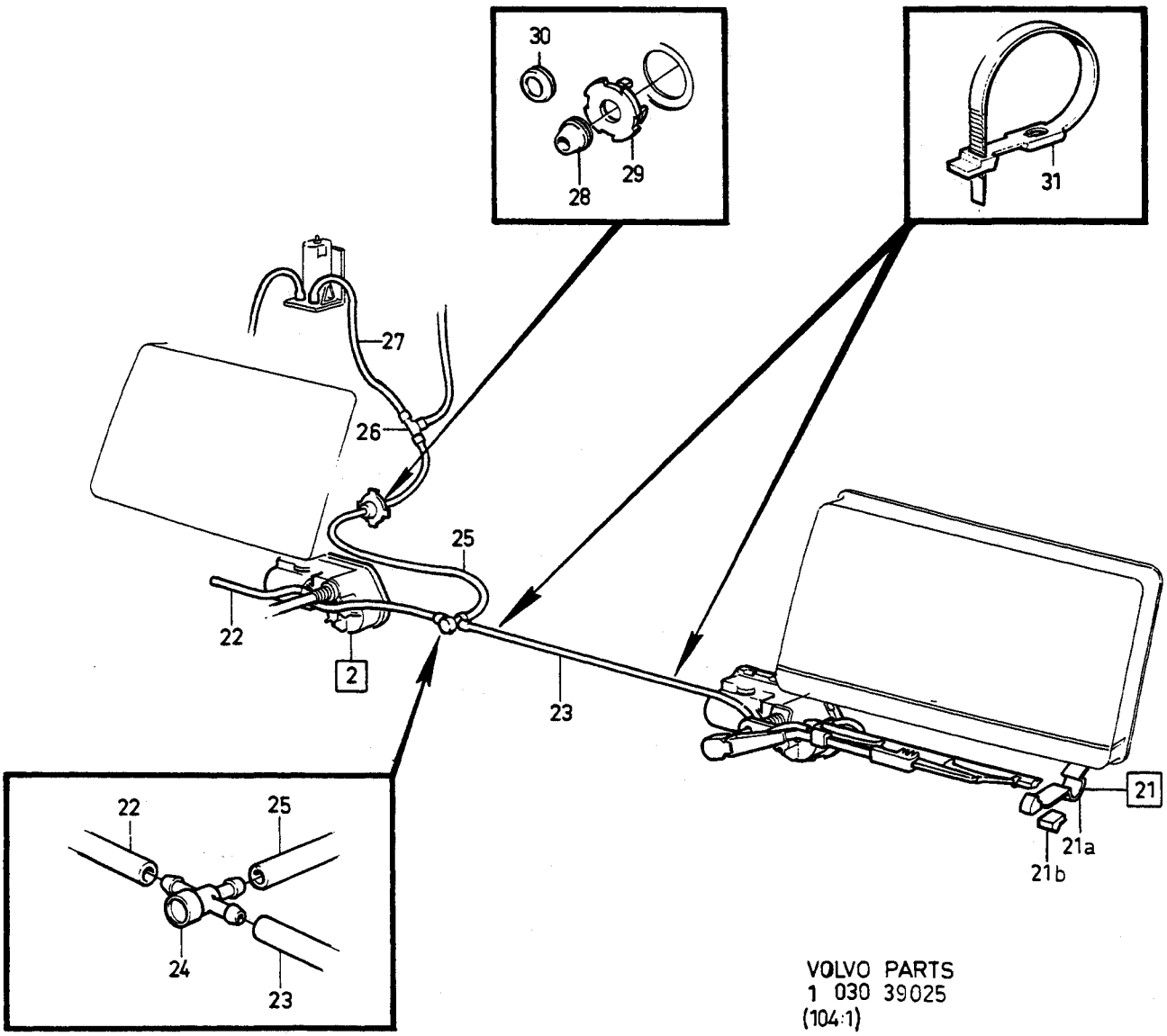

VOLVO PARTS
1 030 39025
(104:1)

A
B
C
D
E

HEADLAMP WIPERS HEADLAMP WASHERS — STRÅLKASTARTORKARE STRÅLKASTARSPOLARE

Group Grupp 36

Fig	Part No. Artikel nr	Quantity /Antal A	B	C	D	E	PS	Description	Benämning	Notes Anmärkning	SR
1	1312975-4	1	-	-	-	-		Motor, l.h.	Motor, v	(1247320)	2
2	1312976-2	1	-	-	-	-		Motor, r.h.	Motor, h	(1247321)	2
3		1	-	-	-	-	NS	• Guide washer	• Styrbricka		
3a	1372060-2	1	-	-	-	-		• Spacer sleeve	• Distanshylsa	1986-	2
4	940109-2	1	-	-	-	-		• Lock washer	• Låsbricka		2
5	960148-5	1	-	-	-	-		• Washer	• Bricka		2
☆ 6	973267-8	1	-	-	-	-		• Nut	• Mutter	(946874)	2
7	1255439-0	1	-	-	-	-		• Sleeve	• Muff		2
8	1246342-8	1	-	-	-	-		• Seal	• Tätning		2
9	956930-2	1	-	-	-	-		• Cable terminal	• Ledningssko		2
10		2	-	-	-	-	NS	• Cable terminal	• Ledningssko		
11		2	-	-	-	-	NS	• Receptacle housing	• Hylsisolator		
12	1392945-0	1	-	-	-	-		Wiper arm, l.h. complete	Torkararm, v komplett		2
13	1372305-1	1	-	-	-	-		• Washer jet, l.h.	• Spolarmunstycke, v		2
13a	1372304-4	1	-	-	-	-		• Retainer	• Hållare		2
14	1392946-8	1	-	-	-	-		Wiper arm, r.h. complete	Torkararm, h komplett		2
15	1372306-9	1	-	-	-	-		• Washer jet, r.h.	• Spolarmunstycke, h		2
15a	1372304-4	1	-	-	-	-		• Retainer	• Hållare		2
16	955780-2	2	-	-	-	-		Nut	Mutter		2
17	955946-9	2	-	-	-	-		Lock washer	Låsbricka		2
18	1247326-0	2	-	-	-	-		Wiper blade	Torkarblad		1
19	1304407-8	2	-	-	-	-		Bushing	Bussning	H.L.WIPER	2
20	1304408-6	2	-	-	-	-		Plug	Plugg	W/O H.L.WIPER	2
21		1	-	-	-	-	NS	Stop complete	Stopp komplett		
								Headlamp washer	Strålkastarspolare		
21a	1312125-6	2	-	-	-	-		• Stop	• Stopp		2
21b	1312094-4	2	-	-	-	-		• Stop lug	• Stoppklack	-1985	3
	1372104-8	2	-	-	-	-		• Stop lug	• Stoppklack	1986-	2
22	943722-9	X	-	-	-	-		Rubber hose by the meter	Gummislang metervara	LG 300mm	2
23	943722-9	X	-	-	-	-		Rubber hose by the meter	Gummislang metervara	LG 775mm	2
24	1342554-1	1	-	-	-	-		Delivery valve	Tryckventil		2
25	949931-0	X	-	-	-	-		Rubber hose by the meter	Gummislang metervara	LG 450mm EXC TURBO	2
	949931-0	X	-	-	-	-		Rubber hose by the meter	Gummislang metervara	LG 565mm TURBO	2
26	1304930-9	1	-	-	-	-		T-pipe	T-rör		3
27	949931-0	X	-	-	-	-		Rubber hose by the meter	Gummislang metervara	(943727) LG 165 mm	2
28	1234702-7	2	-	-	-	-		Rubber bushing	Gummibussning	-1985	3
29	1247733-7	2	-	-	-	-		Cover with holes	Lock med hål	EXC DSL	2
	1372000-8	2	-	-	-	-		Cover with holes	Lock med hål	DSL	2
	1255385-5	2	-	-	-	-		Cover without holes	Lock utan hål	EXC DSL	2
	1312838-4	2	-	-	-	-		Cover without holes	Lock utan hål	DSL	2
30		1	-	-	-	-		Plug	Plugg	SEE 89•1251	
31	1246094-5	1	-	-	-	-		Strip clamp	Bandklamma		2

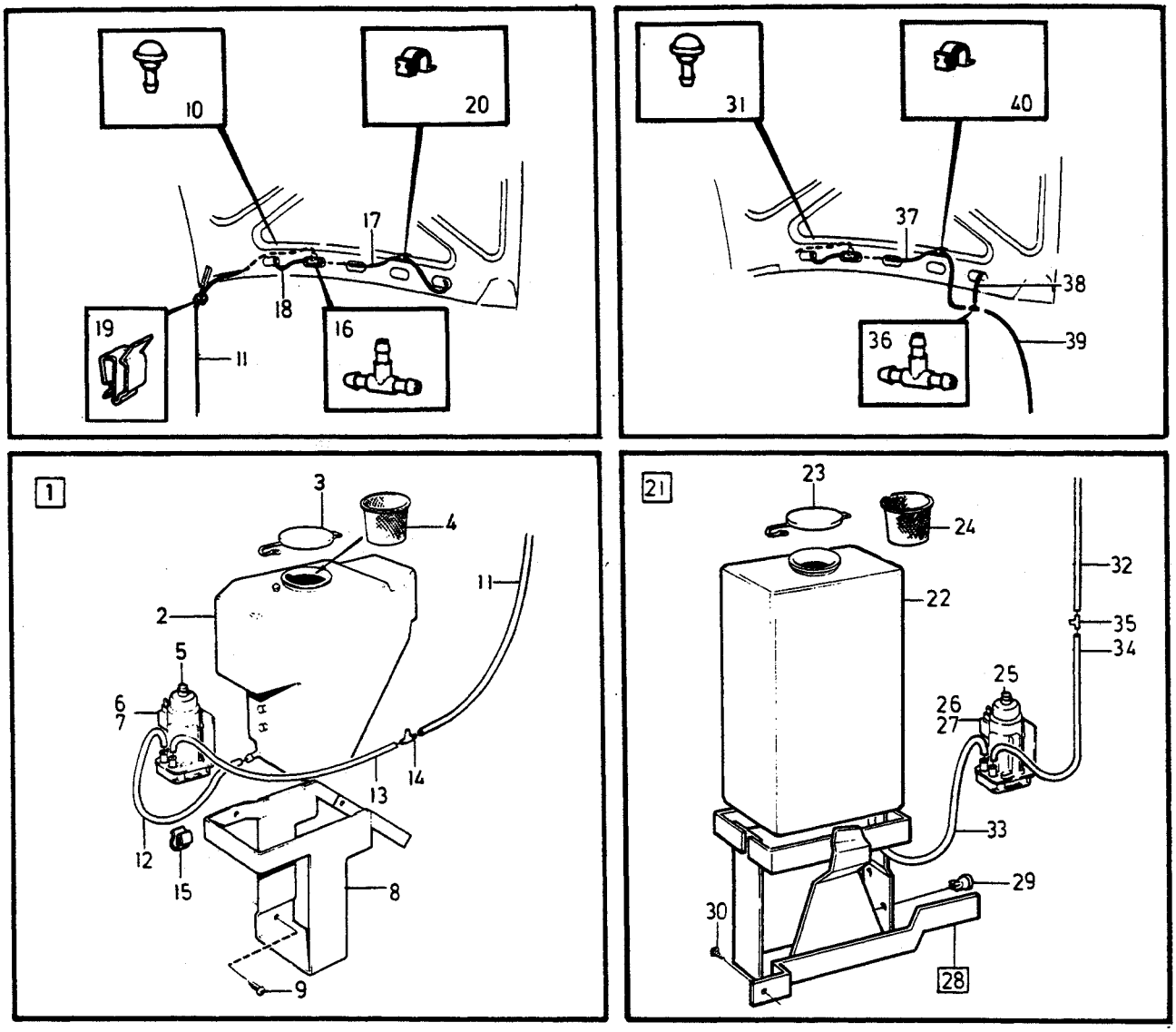

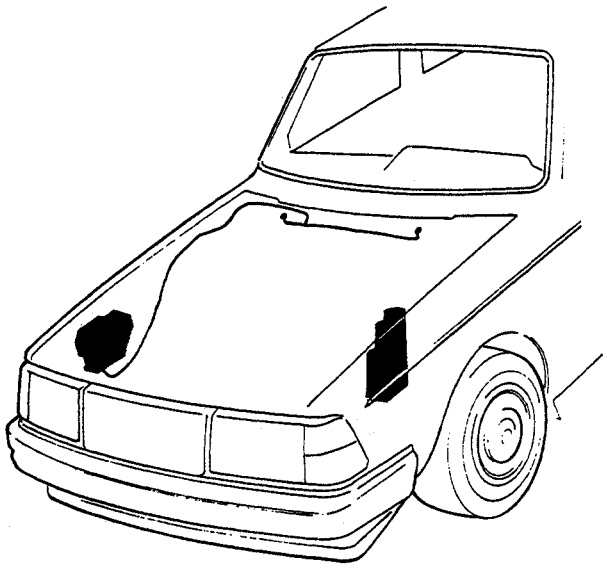

VOLVO
Genuine Parts
PV 360 45977

A	EXC DSL
B	DSL
C	
D	
E	

WINDSCREEN WASHERS — VINDRUTESPOLARE

Group / Grupp: 36

Page / Sida: 463

Fig	Part No. / Artikel nr	Quantity / Antal A	B	C	D	E	PS	Description	Benämning	Notes / Anmärkning	SR
1		1	-	-	-	-	NS	Windscreen washer	Vindrutespolare		
2	1312018-3	1	-	-	-	-		• Water reservoir	• Vattenbehållare		2
3	1213943-2	1	-	-	-	-		• Cover	• Lock		3
4	1325678-9	1	-	-	-	-		• Filter	• Filter		2
5	1304783-2	1	-	-	-	-		• Pump	• Pump		2
6	1307048-7	1	-	-	-	-		• Socket housing	• Hylsisolator		2
☆ 7	3523813-8	1	-	-	-	-		• Electric cable	• Elledning		2
8	1312021-7	1	-	-	-	-		• Cage	• Korg		3
9	958236-2	3	-	-	-	-		• Screw	• Skruv		2
10	1312886-3	2	-	-	-	-		• Washer jet	• Spolarmunstycke	(1255383)	2
	1325676-3	2	-	-	-	-		• Washer jet	• Spolarmunstycke	1)	2
11	949931-0	X	-	-	-	-		• Rubber hose by the meter	• Gummislang metervara	LG 1550mm	2
12	1304769-1	X	-	-	-	-		• Rubber hose	• Gummislang	LG 220mm	2
13	949931-0	X	-	-	-	-		• Rubber hose by the meter	• Gummislang metervara	LG 165mm	2
14	1304930-9	1	-	-	-	-		• T-pipe	• T-rör		3
15	192248-3	1	-	-	-	-		• Clamp	• Klamma		2
16	1304930-9	1	-	-	-	-		• T-pipe	• T-rör		3
17	949931-0	X	-	-	-	-		• Rubber hose by the meter	• Gummislang metervara	LG 565mm	2
18	949931-0	X	-	-	-	-		• Rubber hose by the meter	• Gummislang metervara	LG 220mm	2
19	943811-0	1	-	-	-	-		• Retainer	• Hållare		3
20	192248-3	1	-	-	-	-		• Clamp	• Klamma		2
21		-	1	-	-	-	NS	Windscreen washer	Vindrutespolare		
22	1202379-2	-	1	-	-	-		• Water reservoir	• Vattenbehållare		2
23	1213943-2	-	1	-	-	-		• Cover	• Lock		3
24	1325678-9	-	1	-	-	-		• Filter	• Filter		2
25	1304783-2	-	1	-	-	-		• Pump	• Pump		2
26	1307048-7	-	1	-	-	-		• Socket housing	• Hylsisolator		2
☆ 27	3523813-8	-	1	-	-	-		• Electric cable	• Elledning		2
28	1312711-3	-	1	-	-	-		• Cage	• Korg		3
29	1246341-0	-	2	-	-	-		• • Rivet	• • Nit		2
☆ 30	969473-8	-	3	-	-	-		• Screw "Torx"	• Skruv "Torx"	(955137)	2
31	1312886-3	-	2	-	-	-		• Washer jet	• Spolarmunstycke	(1255383)	2
	1325676-3	-	2	-	-	-		• Washer jet	• Spolarmunstycke	1)	2
32	949931-0	-	X	-	-	-		• Rubber hose by the meter	• Gummislang metervara	(943727) LG 1400 mm	2
33	949931-0	-	X	-	-	-		• Rubber hose by the meter	• Gummislang metervara	LG 220mm	2
34	949931-0	-	X	-	-	-		• Rubber hose by the meter	• Gummislang metervara	LG 165mm	2
35	1304930-9	-	1	-	-	-		• T-pipe	• T-rör		3
36	1304930-9	-	1	-	-	-		• T-pipe	• T-rör		3
37	949931-0	-	X	-	-	-		• Rubber hose by the meter	• Gummislang metervara	LG 565mm	2
38	1304769-1	-	X	-	-	-		• Rubber hose by the meter	• Gummislang metervara	LG 220mm	2
39	943811-0	-	1	-	-	-		• Retainer	• Hållare		3
40	192248-3	-	1	-	-	-		• Clamp	• Klamma		2

1) Service alternative. / Service-alternativ.

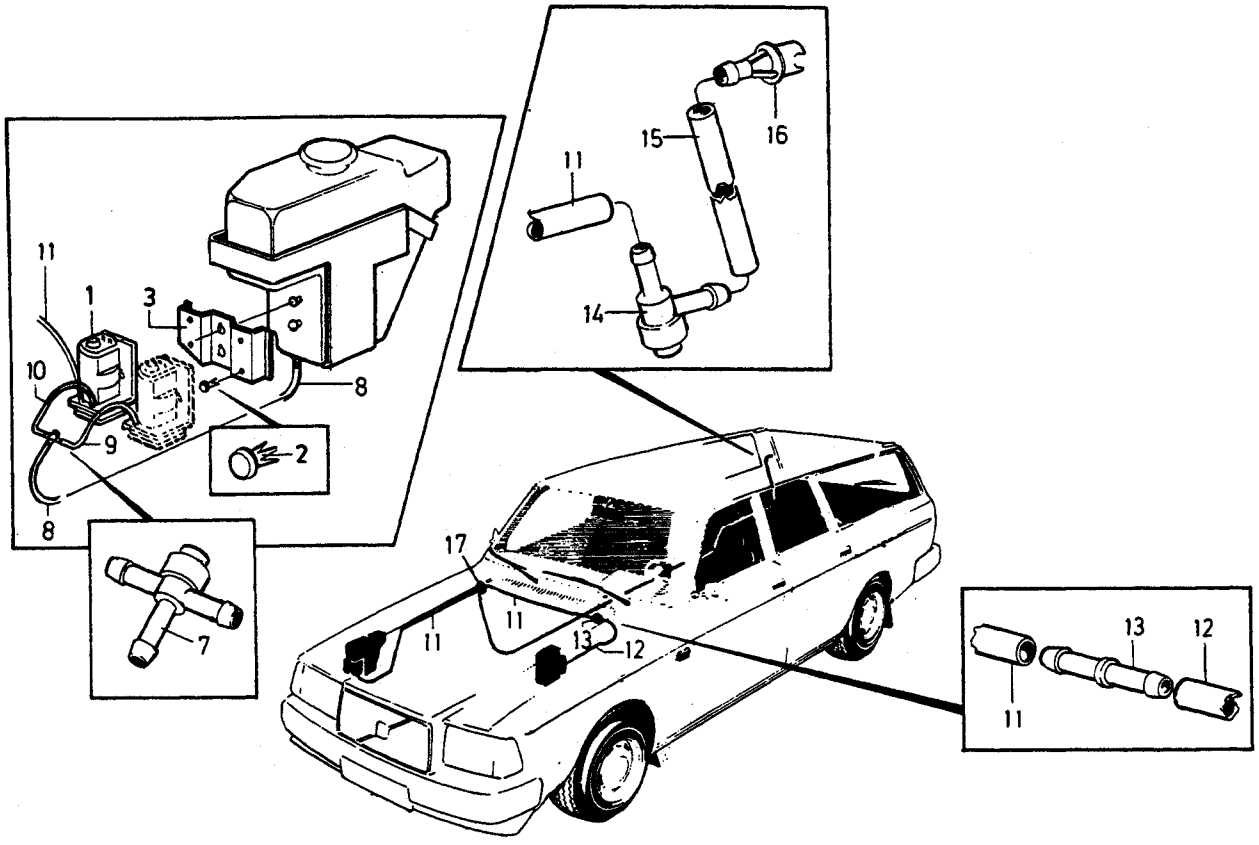

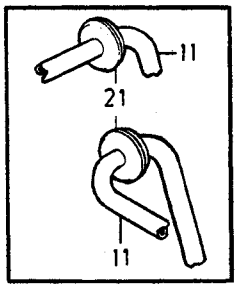

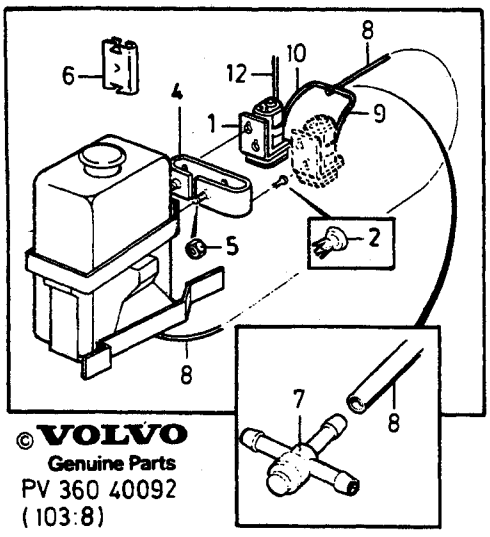

©VOLVO
Genuine Parts
PV 360 40092
(103:8)

A
B
C
D
E

REAR WINDOW WASHER — BAKRUTESPOLARE

Group / Grupp: 36

Page / Sida: 465

Fig	Part No. / Artikel nr	Quantity / Antal A	B	C	D	E	PS	Description	Benämning	Notes / Anmärkning	SR
1	1304784-0	1	-	-	-	-		Pump	Pump		2
2	1246341-0	4	-	-	-	-		Rivet	Nit		2
3	1255919-1	1	-	-	-	-		Bracket	Konsol	EXC DSL	3
4	1312044-9	1	-	-	-	-		Bracket	Konsol	DSL	3
5	955781-0	2	-	-	-	-		Nut	Mutter	DSL	2
6	944385-4	1	-	-	-	-		Clip	Clips	DSL	3
7	1304930-9	1	-	-	-	-		T-pipe	T-rör		3
8	949931-0	X	-	-	-	-		Rubber hose by the meter	Gummislang metervara	LG 130mm	2
9	949931-0	X	-	-	-	-		Rubber hose by the meter	Gummislang metervara	LG 65mm	2
10	949931-0	X	-	-	-	-		Rubber hose by the meter	Gummislang metervara	LG 130mm	2
11	949931-0	X	-	-	-	-		Rubber hose by the meter	Gummislang metervara	LG 5100mm	2
12	949931-0	X	-	-	-	-		Rubber hose by the meter	Gummislang metervara	LG 1250mm. DSL	2
13	1304944-0	1	-	-	-	-		Connector	Skarvstycke	DSL	3
14	1304460-7	1	-	-	-	-		Delivery valve	Tryckventil		2
15	949931-0	X	-	-	-	-		Rubber hose by the meter	Gummislang metervara	LG 565mm	2
16	1307159-2	1	-	-	-	-		Nozzle	Munstycke		2
↯ 21	1372267-3	1	-	-	-	-		Grommet	Genomföring		2

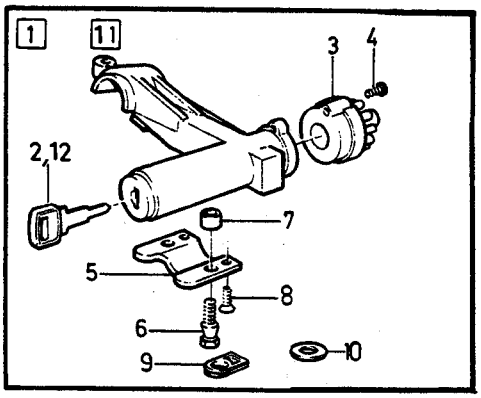

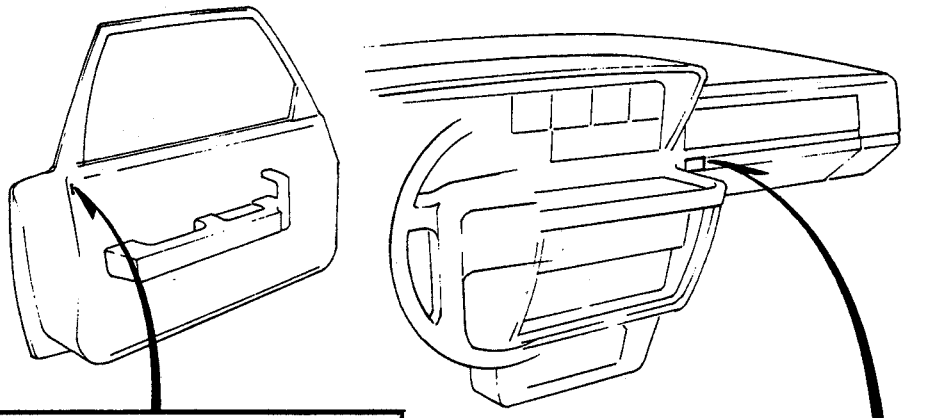

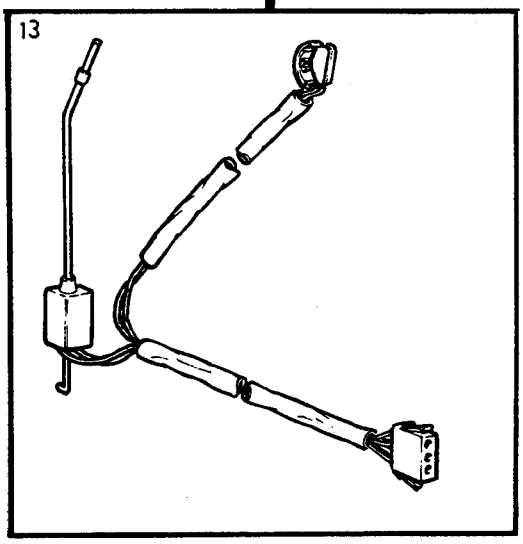

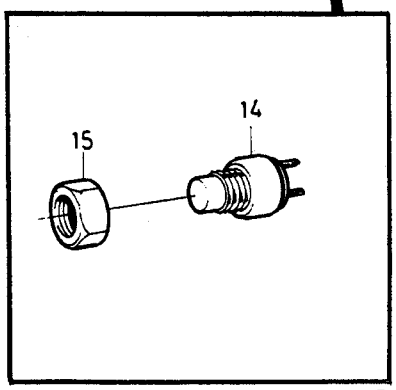

VOLVO PARTS
1 030 36626
(104:2)

A
B
C
D
E

COLUMN AND STARTER LOCK SWITCHES RATT OCH STARTLÅS STRÖMSTÄLLARE
CENTRAL LOCKING CENTRALLÅS

Group Grupp 36
Page Sida 467

Fig	Part No. Artikel nr	Quantity /Antal A	B	C	D	E	PS	Description	Benämning	Notes Anmärkning	SR
1	1315152-7	1	-	-	-	-		Lock kit	Låssats	EXC (S),(N),(DK),(SF). -1985	2
										SEE **83**•963 1986-	
										SEE **83**•969	
								Column and starter lock	Ratt och startlås		
	1315453-9	-	1	-	-	-		Lock kit	Låssats	(S),(N),(DK),(SF) -1985	2
										SEE **83**•963 1986-	
										SEE **83**•969	
								Column and starter lock	Ratt och startlås		
2		2	2	-	-	-	KN	•Key	•Nyckel		
3	1212421-0	1	1	-	-	-		•Starter switch	•Startkontakt		2
4	956060-8	2	2	-	-	-	IK	•Screw	•Skruv		2
5	1273817-5	1	-	-	-	-		Anchorage	Fäste		3
6	1205814-5	2	2	-	-	-		Screw	Skruv		3
7	1221406-0	2	2	-	-	-		Spacer sleeve	Distanshylsa		3
8	956224-0	2	-	-	-	-		Screw	Skruv		2
9	1221407-8	2	2	-	-	-		Washer	Bricka		3
10	960141-0	1	-	-	-	-		Washer	Bricka	R.H.D O.DIA 8,4	2
	944633-7	1	-	-	-	-		Washer	Bricka	R.H.D O.DIA 11,4	2
11		1	1	-	-	-		Lock units	Låssatser	-1985	
										SEE **83**•963 1986-	
										SEE **83**•969	
	1315150-1	1	-	-	-	-		•Lock kit	•Låssats	EXC (S),(N),(DK),(SF). 4DRS	2
		1	-	-	-	-		••Column and starter lock	••Ratt och startlås		
		1	-	-	-	-	KN	••Door cylinder, l.h.	••Dörrcylinder, v		
		1	-	-	-	-	KN	••Door cylinder, r.h.	••Dörrcylinder, h		
		2	-	-	-	-	KN	••Key	••Nyckel		
	1315450-5	-	1	-	-	-		•Lock kit	•Låssats	(S),(N),(DK),(SF). 4DRS	2
		-	1	-	-	-		••Column and starter lock	••Ratt och startlås		
		-	1	-	-	-	KN	••Door cylinder, l.h.	••Dörrcylinder, v		
		-	1	-	-	-	KN	••Door cylinder, r.h.	••Dörrcylinder, h		
		-	2	-	-	-	KN	••Key	••Nyckel		
	1315151-9	1	-	-	-	-		•Lock kit	•Låssats	5DRS. EXC (S),(N), (DK),(SF).	2
		1	-	-	-	-		••Column and starter lock	••Ratt och startlås		
		1	-	-	-	-	KN	••Door cylinder, l.h.	••Dörrcylinder, v		
		1	-	-	-	-	KN	••Door cylinder, r.h.	••Dörrcylinder, h		
		1	-	-	-	-	KN	••Lock cylinder Boot lid	••Låscylinder Baklucka		
		2	-	-	-	-		••Key	••Nyckel		
	1315451-3	-	1	-	-	-		•Lock kit	•Låssats	5DRS.(S),(N),(DK),(SF).	2
		-	1	-	-	-		••Column and starter lock	••Ratt och startlås		
		-	1	-	-	-	KN	••Door cylinder, l.h.	••Dörrcylinder, v		
		-	1	-	-	-	KN	••Door cylinder, r.h.	••Dörrcylinder, h		
		-	1	-	-	-	KN	••Lock cylinder	••Låscylinder		

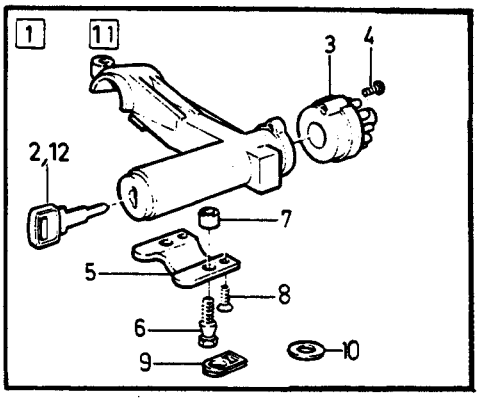

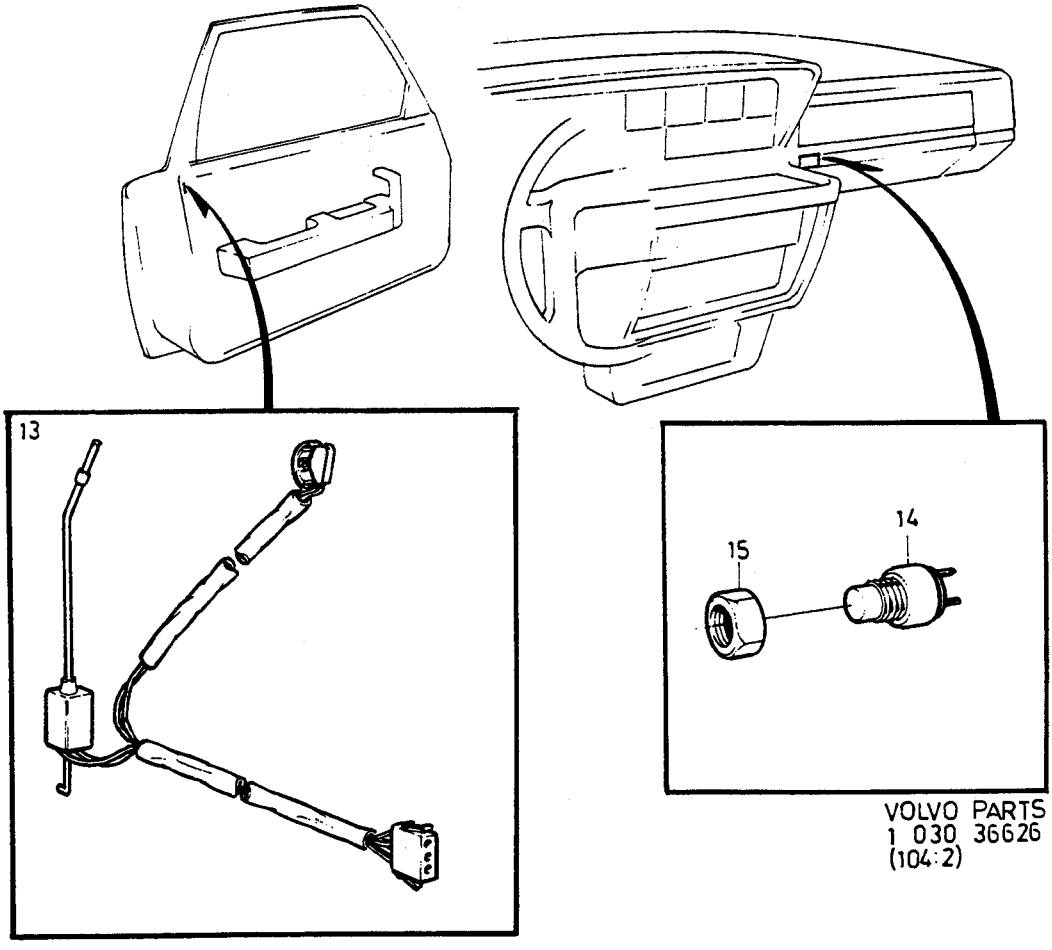

VOLVO PARTS
1 030 36626
(104:2)

A B C D E

COLUMN AND STARTER LOCK SWITCHES RATT OCH STARTLÅS STRÖMSTÄLLARE
CENTRAL LOCKING CENTRALLÅS

Group Grupp 36

Page Sida 469

Fig	Part No. Artikel nr	Quantity /Antal A	B	C	D	E	PS	Description	Benämning	Notes Anmärkning	SR
								Boot lid	Baklucka		
		-	2	-	-	-	KN	••Key	••Nyckel		
12	1316957-8	X	X	-	-	-		Key blank	Nyckelämne		2
13	1347547-0	1	1	-	-	-		Switch central locking	Strömställare centrallås	L.H.D	2
	1347548-8	1	1	-	-	-		Switch central locking	Strömställare centrallås	R.H.D	2
14	1258958-6	1	1	-	-	-		Contact	Kontakt	4DRS. -1985	3
15	1258960-2	1	1	-	-	-		Nut	Mutter	4DRS. -1985	2

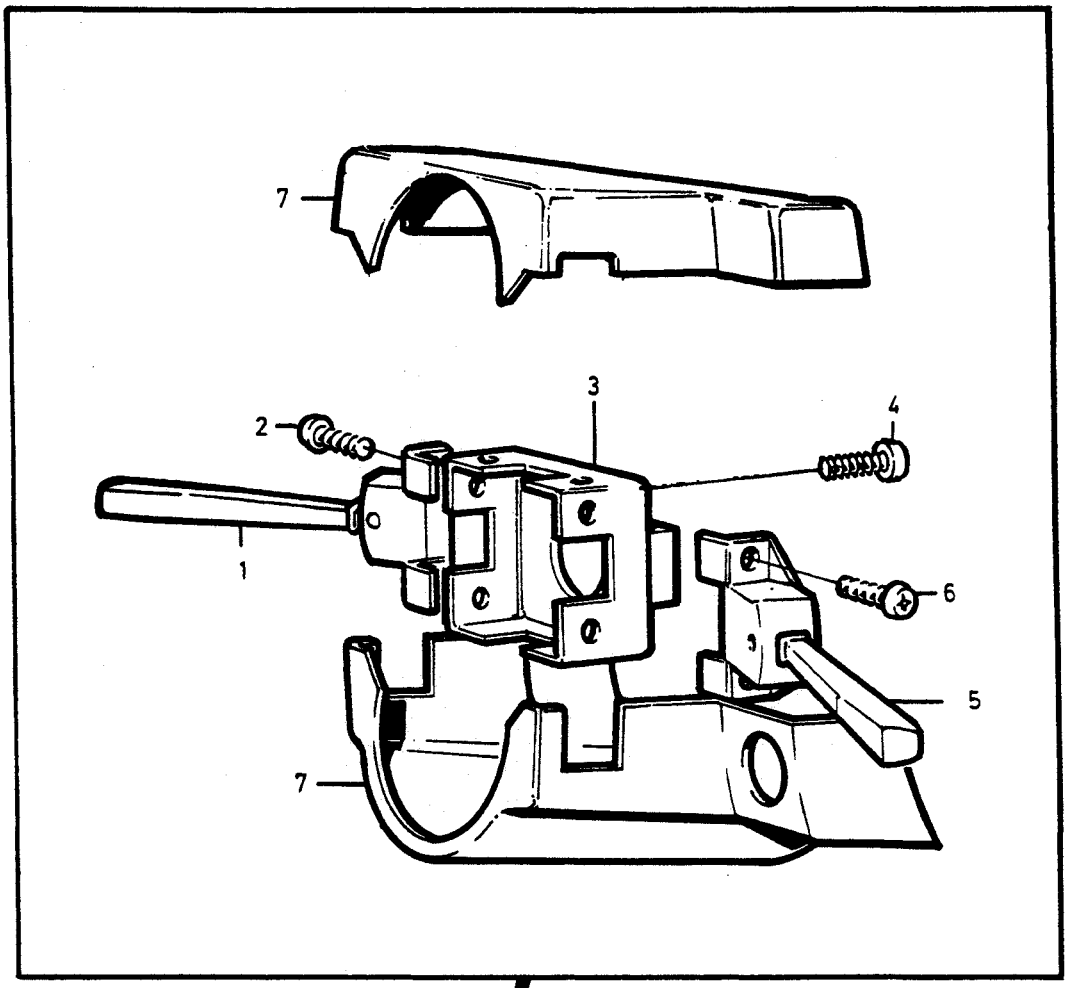

VOLVO PARTS
1 030 36597
(104 : 2)

A
B
C
D
E

SWITCH TURN INDICATORS, MAIN AND DIPPED BEAMS, WIPER/WASHER

OMKOPPLARE BLINKERS, HEL OCH HALVLJUS, TORKARE-SPOLARE

Fig	Part No. Artikel nr	Quantity /Antal A	B	C	D	E	PS	Description	Benämning	Notes Anmärkning	SR
1	1235339-7	1	-	-	-	-		Direction ind. switch	Körvisaromkopplare	1)	2
	1363819-2	1	-	-	-	-		Direction ind. switch	Körvisaromkopplare	2)	2
2	956075-6	2	-	-	-	-		Screw	Skruv		2
3	1221403-7	1	-	-	-	-		Anchorage	Fäste		3
4	956075-6	2	-	-	-	-		Screw	Skruv		2
5	1363011-6	1	-	-	-	-		Wiper-washer switch ..... Windscreen wiper	Torkar-spolaromkopplare ..... Vindrutetorkare	4DRS. (1307322)	2
	1363820-0	1	-	-	-	-		Wiper-washer switch ..... Windscreen wiper Rear window wiper	Torkar-spolaromkopplare ..... Vindrutetorkare Bakrutetorkare	5DRS.(1347926)	2
6	956075-6	2	-	-	-	-		Screw	Skruv		2
7		-	-	-	-	-		Cover	Kåpa	SEE 88•1207	

1) Without cruise control switch. / Utan kontakt för konstantfarthållare.
2) With cruise control switch. / Med kontakt för konstantfarthållare.

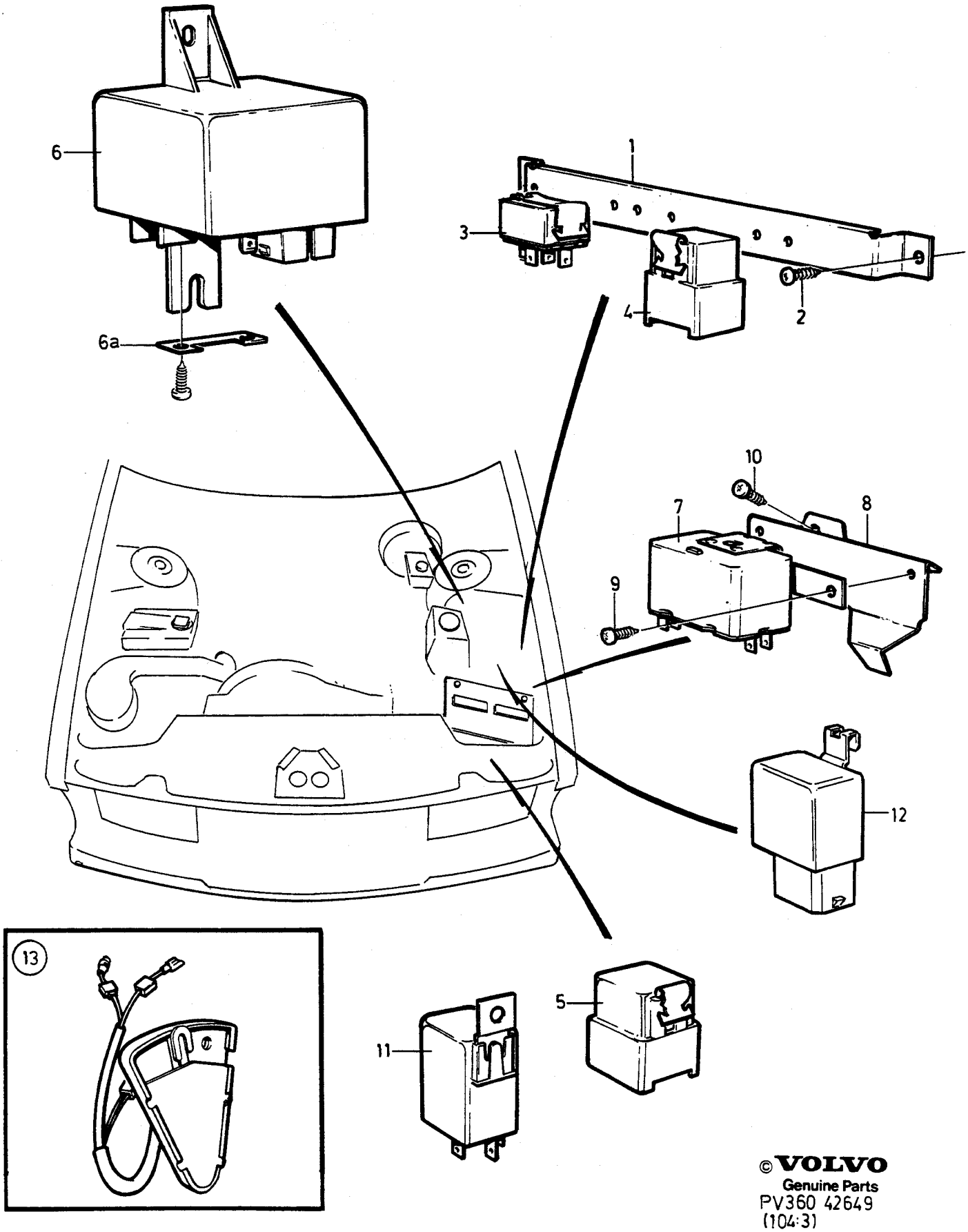

©VOLVO
Genuine Parts
PV360 42649
(104:3)

A
B
C
D
E

RELAY
WITH FITTINGS
ENGINE COMPARTMENT

RELÄ
MED MONTERINGSDETALJER
MOTORRUM

Group
Grupp
36

Page
Sida
473

Fig	Part No. Artikel nr	Quantity /Antal A	B	C	D	E	PS	Description	Benämning	Notes Anmärkning	SR
1	1235268-8	1	-	-	-	-		Relay panel	Reläpanel		3
2	958236-2	2	-	-	-	-		Screw	Skruv		2
3	*(1308806)*	1	-	-	-	-	SP	Relay LAMBDA SOND	Relä LAMBDA SOND	REPL 1PCS 1504952-1, 1PCS 1277898-1.	2
	1324070-0	1	-	-	-	-		Relay rear foglamp	Relä dimbakljus	-1985	2
	1324070-0	1	-	-	-	-		Relay headlamps	Relä huvudstrålkastare	-1985	2
4	1324070-0	1	-	-	-	-		Relay cooling fan	Relä kylfläkt	6CYL COMBU A.C	2
5	1324070-0	1	-	-	-	-		Relay cooling fan	Relä kylfläkt	B21E COMBU A.C	2
6	1363438-1	1	-	-	-	-		Relay	Relä	DSL	2
6a	1323122-0	1	-	-	-	-		Fuse	Säkring	80A	1
7	1307991-8	1	-	-	-	-		Step relay	Stegrelä		1
		-	-	-	-	-		main,dipped beams + flasher	hel-halvljus och ljussign		
8	1308121-1	1	-	-	-	-		Bracket	Konsol	6CYL	3
9	955126-8	1	-	-	-	-		Screw	Skruv	4CYL, DSL	2
	955126-8	2	-	-	-	-		Screw	Skruv	6CYL	2
☆ 10	969487-8	1	-	-	-	-		Screw "Torx"	Skruv "Torx"	(958244)	2
11	1348249-2	1	-	-	-	-		Relay revs	Relä varvtal		2
12	1323592-4	1	-	-	-	-		Relay heat starter valve	Relä varmstartventil	B230K	2
	1323592-4	1	-	-	-	-		Relay cooling fan	Relä kylfläkt	(J)	2
13		-	-	-	-	-		Starter inhibitor switch	Startspärrkontakt	SEE 43-729	

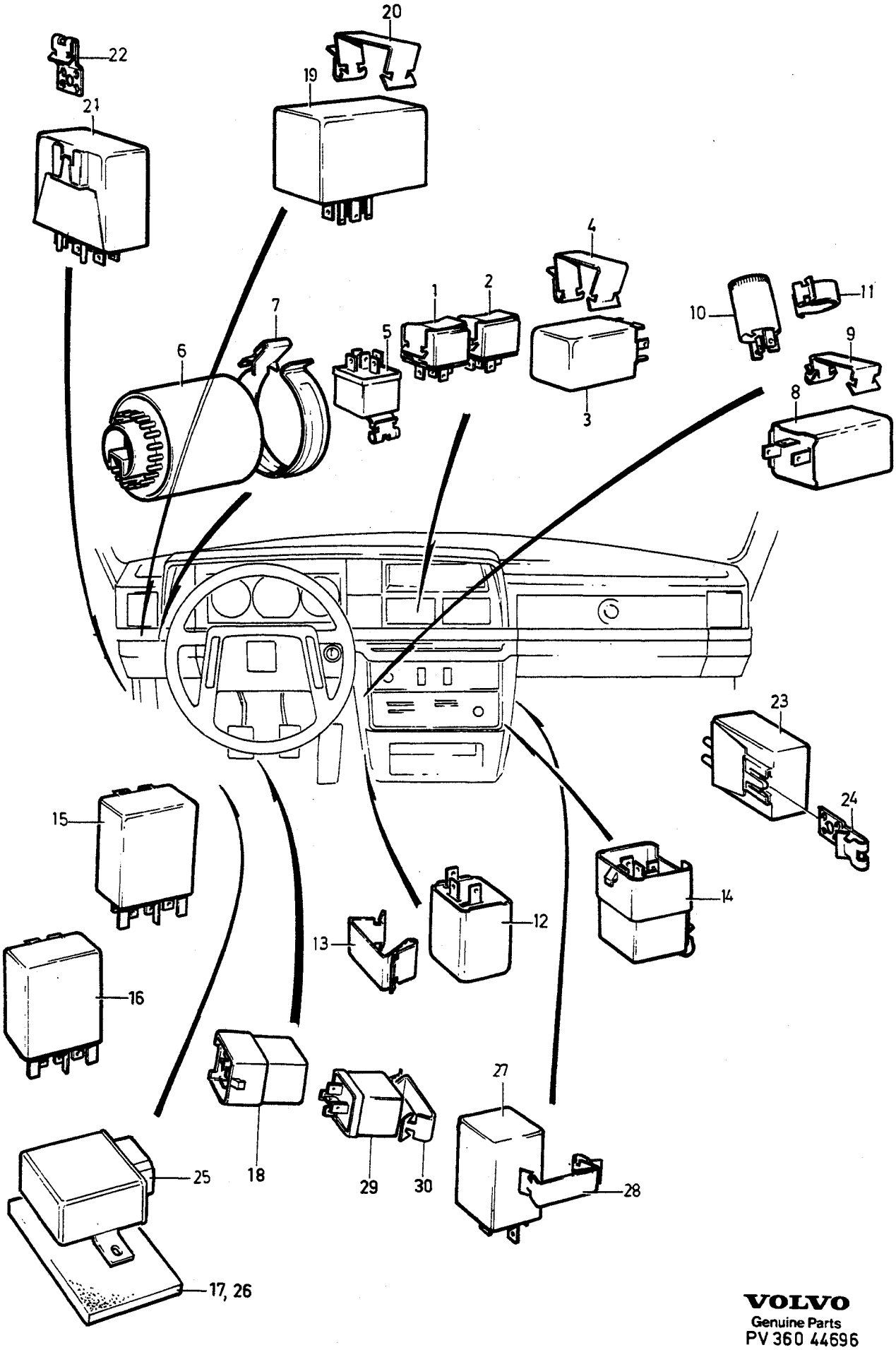

VOLVO
Genuine Parts
PV 360 44696

A
B
C
D
E

RELAY
WITH FITTINGS
CABIN

RELÄ
MED MONTERINGSDETALJER
KUPE

Group
Grupp
36

Page
Sida
475

Fig	Part No. Artikel nr	Quantity /Antal A	B	C	D	E	P S	Description	Benämning	Notes Anmärkning	S R
1	*(1308806)*	1	-	-	-	-	SP	Relay to open Central locking	Relä för öppning Centrallås	REPL 1PCS 1504952-1, 1PCS 1277898-1.	2
2	*(1308806)*	1	-	-	-	-	SP	Relay to close Central locking	Relä för låsning Centrallås	REPL 1PCS 1504952-1, 1PCS 1277898-1.	2
3	1347768-2	1	-	-	-	-		Relay red Overdrive	Relä röd Överväxel	M46	2
	1347764-1	1	-	-	-	-		Relay Overdrive	Relä Överväxel	AW 70/71	2
4	1212957-3	1	-	-	-	-		Clip	Clips		2
5	1235893-3	1	-	-	-	-		Relay Window lift	Relä Fönsterhiss		2
6	1362278-2	1	-	-	-	-		Failure sensor yellow	Glödtrådvakt gul	EXC (A),(B),(D),(NL).	2
	1362284-0	1	-	-	-	-		Failure sensor white	Glödtrådvakt vit	(A),(B),(D),(NL).	2
	1362924-1	1	-	-	-	-		Failure sensor green	Glödtrådvakt grön	(S),(SF),(GB) 1987	2
7	1234770-4	1	-	-	-	-		Clip	Clips		3
8	1258928-9	1	-	-	-	-		Buzzer lamps and keys	Summer ljus och nyckel		3
9	1234599-7	1	-	-	-	-		Clip	Clips		2
10	1235996-4	1	-	-	-	-		Relay delayed interior lamp	Relä fördröjd innerbelysning		2
11	192230-1	1	-	-	-	-		Clamp	Klamma		2
12	1363786-3	1	-	-	-	-		Flasher relay	Blinkrelä		1
13	1212957-3	1	-	-	-	-		Clip	Clips		2
14	1324070-0	1	-	-	-	-		Relay AC-compensation	Relä AC-kompensering		2
☆ 15	3523610-8	1	-	-	-	-		Intermittent relay Windscreen wiper	Intervallrelä Vindrutetorkare	(1235067)	2
16	1363516-4	1	-	-	-	-		Intermittent relay Rear window wiper	Intervallrelä Bakrutetorkare	(1258100)	2
	1307733-4	1	-	-	-	-		Relay Rear window wiper without pause	Relä Bakrutetorkare utan intervall		2
17		2	-	-	-	-	NS	Spacer	Mellanlägg		
18	1324070-0	1	-	-	-	-		Relay rear foglamp	Relä dimbakljus	1986-	2
19	1323998-3	1	-	-	-	-		Relay Gear indicator	Relä Växelindikator	1)	3
	1324749-9	1	-	-	-	-		Relay main light, automatic	Relä huvudljus, automatiskt		2
20	1212957-3	1	-	-	-	-		Clip	Clips		2
	1277898-1	1	-	-	-	-		Clip	Clips		2
☆ 21	3523639-7	1	-	-	-	-		Relay green fuel injection	Relä grön bränsleinsprutning	F.I EXC B230F (1348600)	2
	1324070-0	1	-	-	-	-		Relay varying	Relä växlande	B230F	2
22	1348658-4	1	-	-	-	-		Clip	Clips		2
☆ 23	3523608-2	1	-	-	-	-		Relay LAMBDA	Relä LAMBDA	(1347603)	2
24	1348658-4	1	-	-	-	-		Clip	Clips		2
25	1398678-1	1	-	-	-	-		Regulator DIM-DIP	Regulator DIM-DIP	(GB), (1363594)	3
26		2	-	-	-	-	NS	Spacer	Mellanlägg	(GB)	
27	1363449-8	1	-	-	-	-		Control unit air conditionning	Styrenhet luftkonditionering	A.C	5
28	1234599-7	1	-	-	-	-		Clip	Clips		2
29	1324749-9	1	-	-	-	-		Relay main light, automatic	Relä huvudljus, automatiskt	1986-	2
30	1277898-1	1	-	-	-	-		Clip	Clips		2

1) For cars with gear shift indicator. / För vagnar med växlingsindikator.

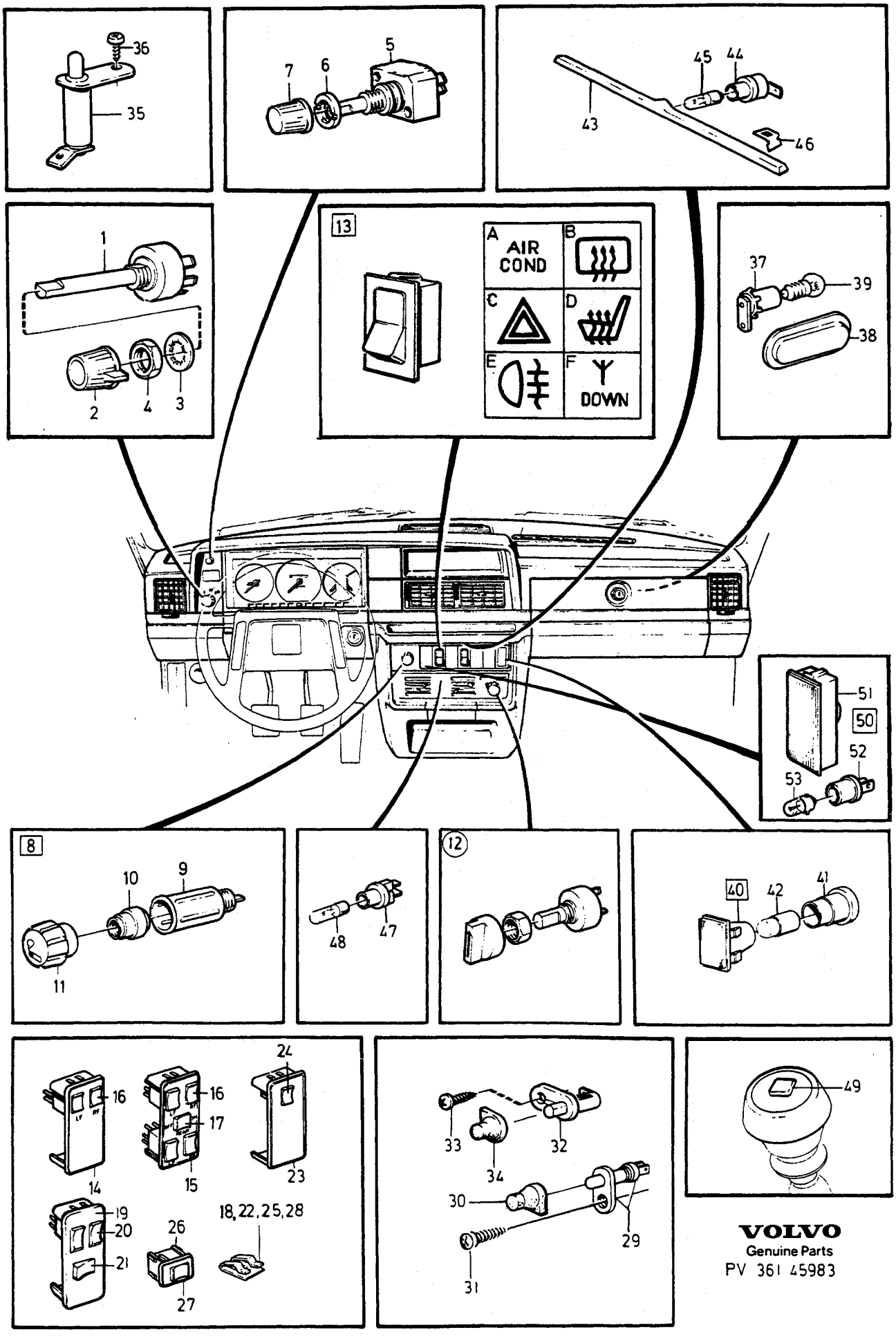

VOLVO
Genuine Parts
PV 361 45983

A B C D E

SWITCHES — STRÖMSTÄLLARE

Group / Grupp 36

Page / Sida 477

Fig	Part No. Artikel nr	Quantity /Antal A	B	C	D	E	PS	Description	Benämning	Notes Anmärkning	SR
1	1215169-2	1	-	-	-	-		Light switch	Ljusomkopplare	1) -1985	1
	1348518-0	1	-	-	-	-		Light switch	Ljusomkopplare	1) 1986-	1
	1215170-0	1						Light switch	Ljusomkopplare	2) -1985 EXC (D)(NL)(B)(A)(CH)	1
	1347034-9	1	-	-	-	-		Light switch	Ljusomkopplare	2) -1985 (D),(NL),(B),(A),(CH).	2
	1348516-4	1	-	-	-	-		Light switch	Ljusomkopplare	2) 1986- (1348517)	1
2	1398772-2	1	-	-	-	-		Knob	Knopp	(1362678)	3
3	940109-2	1	-	-	-	-		Lock washer	Låsbricka		2
4	1212859-1	1	-	-	-	-		Nut	Mutter		2
5	1307409-1	1	-	-	-	-		Rheostat	Reostat		2
								Instrument	Instrument		
6	1212770-0	1	-	-	-	-		Nut washer	Mutterbricka		2
7	1258492-6	1	-	-	-	-		Knob	Knopp		3
8		1	-	-	-	-	NS	Cigarette lighter	Cigarettändare		
9	1212593-6	1	-	-	-	-		• Sleeve	• Hylsa		3
10	662108-0	1	-	-	-	-		• Glow filament	• Glödkropp		1
11	1348323-5	1	-	-	-	-		• Knob	• Knopp		3
12		-	-	-	-	-		Switch	Strömställare	W/O COMBU	
										SEE 87 • 1161	
								Heater control	Värmereglage		
		-	-	-	-	-		Switch	Strömställare	COMBU	
										SEE 87 • 1163	
								Heater control	Värmereglage		
13		-	-	-	-	-		Switch	Strömställare		
13a	1235092-2	1	-	-	-	-		• Switch air conditionning	• Strömställare luftkonditionering	ALTER	2
13b	1258493-4	1	-	-	-	-		• Switch Rear window	• Strömställare Bakruta		2
13c	1258494-2	1	-	-	-	-		• Switch hazard warning lights	• Strömställare varningsblinkers		2
13d	1258502-2	1	-	-	-	-		• Switch seat heating unit	• Strömställare stolsuppvärmning		2
13e	1258497-5	1	-	-	-	-		• Switch	• Strömställare		2
		-	-	-	-	-		Rear fog lamp	Dimbaklykta		
13f	283659-1	1	-	-	-	-		• Switch Antenna	• Strömställare Antenn		6
		-	-	-	-	-		Switch drivers door	Strömställare förardörr	P.W	
14	1347040-6	1	-	-	-	-		Frame	Ram	ALTER 1	4
15	1347036-4	1	-	-	-	-		Frame	Ram	ALTER 2	4
16	1347045-5	2	-	-	-	-		Switch	Strömställare	ALTER 1	2
	1347045-5	4	-	-	-	-		Switch	Strömställare	ALTER 2	2
17	1347046-3	1	-	-	-	-		Switch	Strömställare		2
18	1324263-1	2	-	-	-	-		Clip	Clips		2
		-	-	-	-	-		Switch drivers door w. c.locking	Strömställare förardörr med centrallås		
19	1347038-0	1	-	-	-	-		Frame	Ram		4
20	1347045-5	2	-	-	-	-		Switch	Strömställare		2
21	1347047-1	1	-	-	-	-		Switch	Strömställare		2

1) With day notice light. / Med varselljus.
2) Without day notice lights. / Utan varselljus.

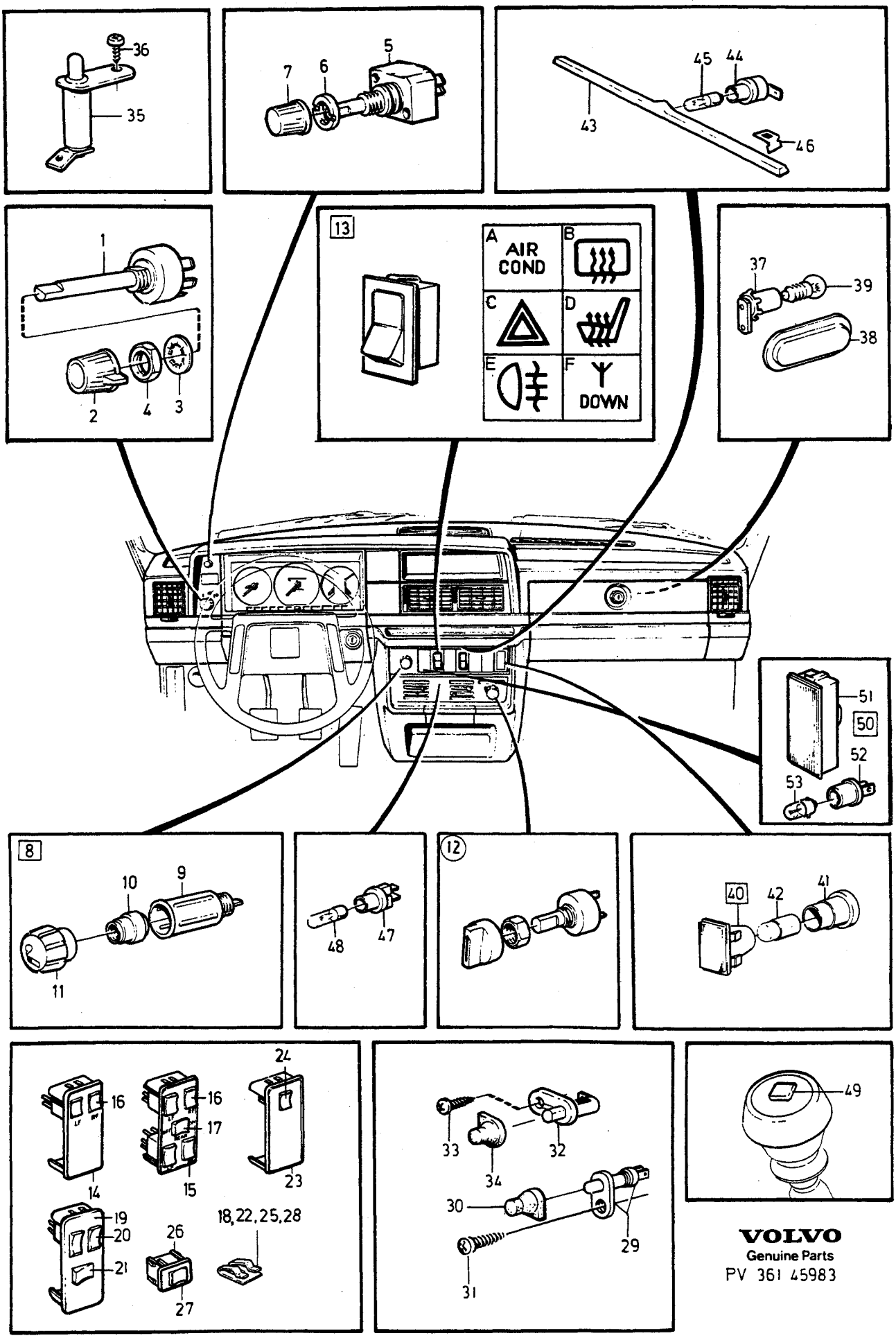

VOLVO
Genuine Parts
PV 361 45983

A
B
C
D
E

SWITCHES — STRÖMSTÄLLARE

Group / Grupp 36

Page / Sida 479

Fig	Part No. / Artikel nr	Quantity / Antal A	B	C	D	E	PS	Description	Benämning	Notes / Anmärkning	SR
22	1324263-1	2	-	-	-	-		Clip	Clips		2
		-	-	-	-	-		Switch	Strömställare	P.W	
								passangers door	passagerardörr		
23	1347042-2	1	-	-	-	-		Frame	Ram		4
24	1347045-5	1	-	-	-	-		Switch	Strömställare		2
25	1324263-1	2	-	-	-	-		Clip	Clips		2
		-	-	-	-	-		Switch	Strömställare	P.W	
								Rear door	Bakdörr		
26	1347044-8	2	-	-	-	-		Frame	Ram		4
27	1347045-5	2	-	-	-	-		Switch	Strömställare		2
28	1324263-1	4	-	-	-	-		Clip	Clips		2
29	1362770-8	4	-	-	-	-		Door switch	Dörrkontakt	(1348122)	2
30	1235064-1	4	-	-	-	-		Cover	Kåpa		3
☆ 31	969278-1	4	-	-	-	-		Screw	Skruv	(955138)	2
32	1258467-8	1	-	-	-	-		Switch	Strömställare	5DRS	2
								Boot lid	Baklucka		
33	955126-8	1	-	-	-	-		Screw	Skruv		2
34	1235064-1	1	-	-	-	-		Cover	Kåpa		3
35	1214741-9	1	-	-	-	-		Contact	Kontakt		2
								Handbrake	Handbroms		
36	955114-4	1	-	-	-	-		Screw	Skruv		2
37	1362535-5	1	-	-	-	-		Glove compartment lamp	Handskfacklampa	(1234754)	4
38	1259314-1	1	-	-	-	-		Lens	Lins		4
39	162055-4	1	-	-	-	-		Bulb	Glödlampa	BA9S 2W	1
40	1308056-9	1	-	-	-	-		Control lamp	Kontrollampa		3
								front seatbelt	säkerhetsbälte främre		
	1308060-1	1	-	-	-	-		Control lamp	Kontrollampa		3
								rear seatbelt	säkerhetsbälte bakre		
41	663095-8	1	-	-	-	-		• Bulb socket	• Lamphållare		2
42	182055-4	1	-	-	-	-		• Bulb	• Glödlampa	BA9S 2W	1
43	1212530-8	1	-	-	-	-		Light moulding	Ljuslist		4
☆ 44	3523143-0	1	-	-	-	-		Bulb socket	Lamphållare		2
45	19923-2	1	-	-	-	-		Bulb	Glödlampa	BA7S 2W	1
46	945547-8	2	-	-	-	-		Retainer	Hållare		2
☆ 47	3523143-0	2	-	-	-	-		Bulb socket	Lamphållare		2
								Heater control	Värmereglage		
48	942327-8	2	-	-	-	-		Bulb	Glödlampa	W2X4,60 2W	1
49		-	-	-	-	-		Switch	Strömställare	SEE **43**•615	
								Overdrive	Överväxel		
50	1234822-3	1	-	-	-	-		Control lamp	Kontrollampa	1988- (J).	3
								Temperature warning system	Temperaturvarningssystem		
51		1	-	-	-	-	NS	• Control lamp	• Kontrollampa		
52	663095-8	1	-	-	-	-		• Bulb socket	• Lamphållare		2
53	182055-4	1	-	-	-	-		• Bulb	• Glödlampa	2W	1

A
B
C
D
E

SUB GROUP
WIRING AND FUSES

UNDERGRUPP
LEDNINGAR OCH SÄKRINGAR

Group
Grupp
37

Page
Sida
481

Fig	Part No. Artikel nr	Quantity /Antal A	B	C	D	E	PS	Description	Benämning	Notes Anmärkning	SR
		-	-	-	-	-		Cable harness, engine compartment-dashboard 4CYL, 6CYL	Ledningsmatta, motorrum-instrumentbräda 4CYL, 6CYL	SEE 37•483	
		-	-	-	-	-		Cable harness, engine compartment-dashboard ..... DSL	Ledningsmatta, motorrum-instrumentbräda ..... DSL	SEE 37•485	
		-	-	-	-	-		Cable harness, engine- gearbox 4CYL	Ledningsmatta, motor- växellåda 4CYL	SEE 37•487	
		-	-	-	-	-		Cable harness, engine- gearbox 6CYL	Ledningsmatta, motor- växellåda 6CYL	SEE 37•489	
		-	-	-	-	-		Cable harness, engine- gearbox DSL	Ledningsmatta, motor- växellåda DSL	SEE 37•491	
		-	-	-	-	-		Cable harness ignition system	Ledningsmatta tändsystem	SEE 37•493	
		-	-	-	-	-		Cable harness Air conditioning	Ledningsmatta luftkonditionering	SEE 37•495	
		-	-	-	-	-		Cable harness cabin	Ledningsmatta kupe	SEE 37•497	
		-	-	-	-	-		Cable harness, power windows	Ledningsmatta, fönsterhissar ..	SEE 37•499	
		-	-	-	-	-		Cable harness central locking .	Ledningsmatta centrallås	SEE 37•501	
		-	-	-	-	-		Cable harness, bottom rails- boot lid/tailgate	Ledningsmatta, botten-svällare-baklucka	SEE 37•503	
		-	-	-	-	-		Cable harness, door mirrors ...	Ledningsmatta, backspeglar	SEE 37•505	
		-	-	-	-	-		Cables, cable terminals and sleeves	Ledningar, lednings- skor, hylsor	SEE 37•507	
		-	-	-	-	-		Insulators tab	Isolatorer flatstift	SEE 37•511	
		-	-	-	-	-		Insulators pin	Isolatorer rundstift	SEE 37•513	
		-	-	-	-	-		Contacts Insulators	Kontaktdon Isolatorer	SEE 37•515	
		-	-	-	-	-		Contacts	Kontaktdon	SEE 37•517	
		-	-	-	-	-		Rubber grommets, holders, clamps, screws, washers	Gummibussningar, hållare, klammor, skruvar, brickor	SEE 37•519	
		-	-	-	-	-		Elec. distribution centre, fusebox and fuses	Elcentral, säkringsdosa och säkringar	SEE 37•525	
		-	-	-	-	-		Notes	Anmärkning	1)	

1) Engines B17A, B19ET, B21ET, B21FT and related parts are not listed in this catalogue. For the subject engines, please refer to the 240-260 SERIES 1979-1984 catalogue. / Motorer B17A,B19ET,B21ET,B21FT och tillhörande detaljer redovisas ej i denna katalog. Vid behov hänvisas till reservdelskatalog 240-260 SERIES 1979-1984.

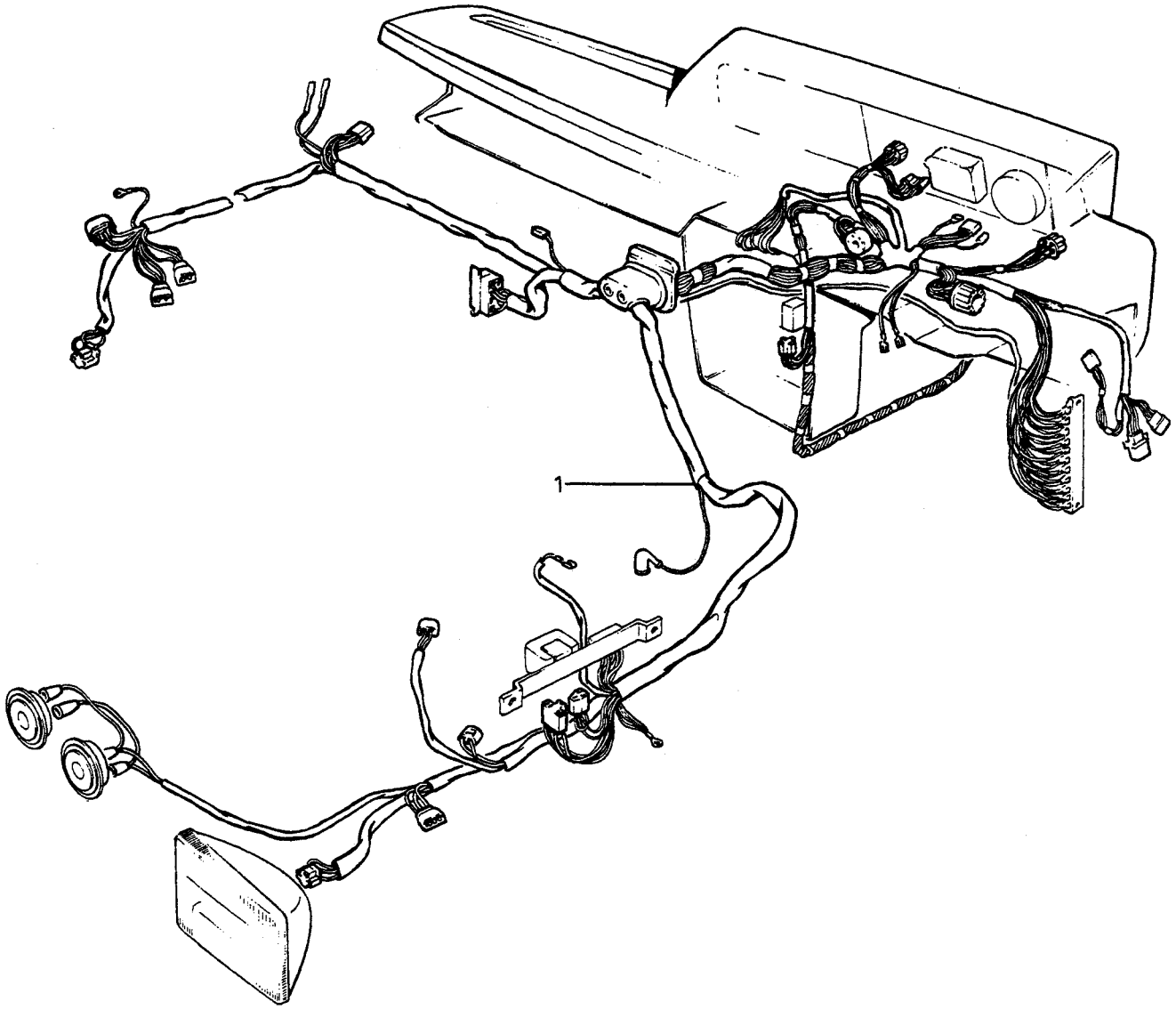

VOLVO PARTS
1 030 31337
(104:3)

A B C D E

CABLE HARNESS, ENGINE COMPARTMENT-DASHBOARD — LEDNINGSMATTA, MOTORRUM-INSTRUMENTBRÄDA

4CYL, 6CYL

Group Grupp 37

Page Sida 483

Fig	Part No. Artikel nr	Quantity /Antal A	B	C	D	E	PS	Description	Benämning	Notes Anmärkning	SR
☆ 1	3515352-7	1	-	-	-	-		Cable harness ..... engine compart.-dashboard	Ledningsmatta ..... motorrum-instrumentbräda	L.H.D STD EXC TURBO EXC (I) -1985	5
	1398163-4	1	-	-	-	-		Cable harness ..... engine compart.-dashboard	Ledningsmatta ..... motorrum-instrumentbräda	L.H.D 4CYL -1986	5
	1398396-0	1	-	-	-	-		Cable harness ..... engine compart.-dashboard	Ledningsmatta ..... motorrum-instrumentbräda	(1362404) L.H.D 4CYL	5
☆	3515358-4	1	-	-	-	-		Cable harness ..... engine compart.-dashboard	Ledningsmatta ..... motorrum-instrumentbräda	TURBO	5
☆	3515355-0	1	-	-	-	-		Cable harness ..... engine compart.-dashboard	Ledningsmatta ..... motorrum-instrumentbräda	4CYL R.H.D. -1985	5
	1398164-2	1	-	-	-	-		Cable harness ..... engine compart.-dashboard	Ledningsmatta ..... motorrum-instrumentbräda	4CYL R.H.D EXC (AUS) 1986	5
	1398397-8	1	-	-	-	-		Cable harness ..... engine compart.-dashboard	Ledningsmatta ..... motorrum-instrumentbräda	(1363456) R.H.D	5
	1362791-4	1	-	-	-	-		Cable harness ..... engine compart.-dashboard	Ledningsmatta ..... motorrum-instrumentbräda	R.H.D B230F -1986	5
	1363454-8	1	-	-	-	-		Cable harness ..... engine compart.-dashboard	Ledningsmatta ..... motorrum-instrumentbräda	R.H.D 1987	5
☆	3515567-0	1	-	-	-	-		Cable harness ..... engine compart.-dashboard	Ledningsmatta ..... motorrum-instrumentbräda	6CYL R.H.D -1985	5
☆	3515352-7	1	-	-	-	-		Cable harness ..... engine compart.-dashboard	Ledningsmatta ..... motorrum-instrumentbräda	(I) EXC TURBO -1985	5

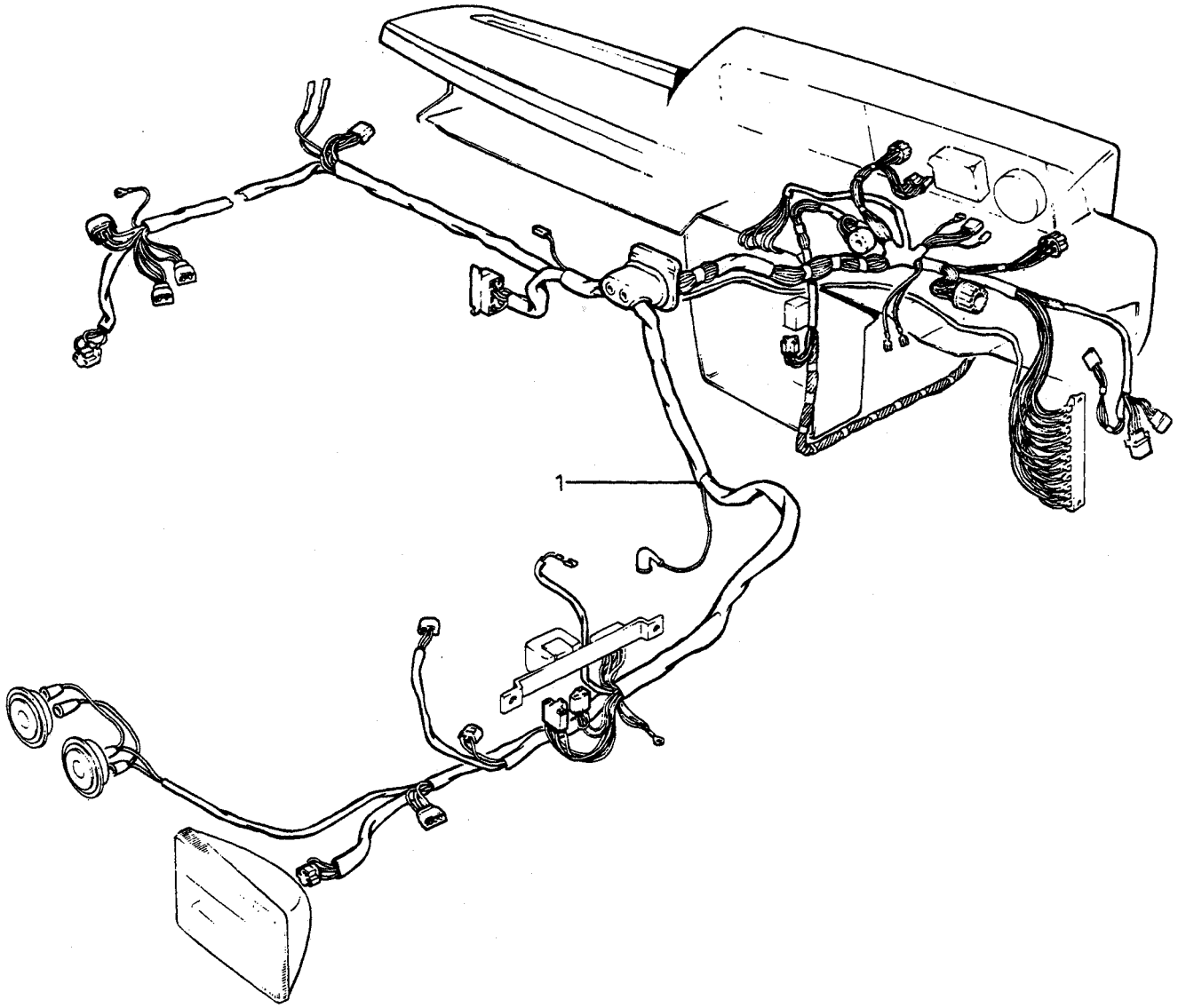
1

A B C D E

CABLE HARNESS, ENGINE COMPARTMENT-DASHBOARD — LEDNINGSMATTA, MOTORRUM-INSTRUMENTBRÄDA

Group Grupp 37

Page Sida 485

DSL

Fig	Part No. Artikel nr	Quantity /Antal A	B	C	D	E	PS	Description	Benämning	Notes Anmärkning	SR
☆ 1	3515356-8	1	-	-	-	-		Cable harness ..... engine compart.-dashboard	Ledningsmatta ..... motorrum-instrumentbräda	-1985	5
	1398166-7	1	-	-	-	-		Cable harness ..... engine compart.-dashboard	Ledningsmatta ..... motorrum-instrumentbräda	-1986	5
	1398399-4	1	-	-	-	-		Cable harness ..... engine compart.-dashboard	Ledningsmatta ..... motorrum-instrumentbräda	(1363457), 1987	5

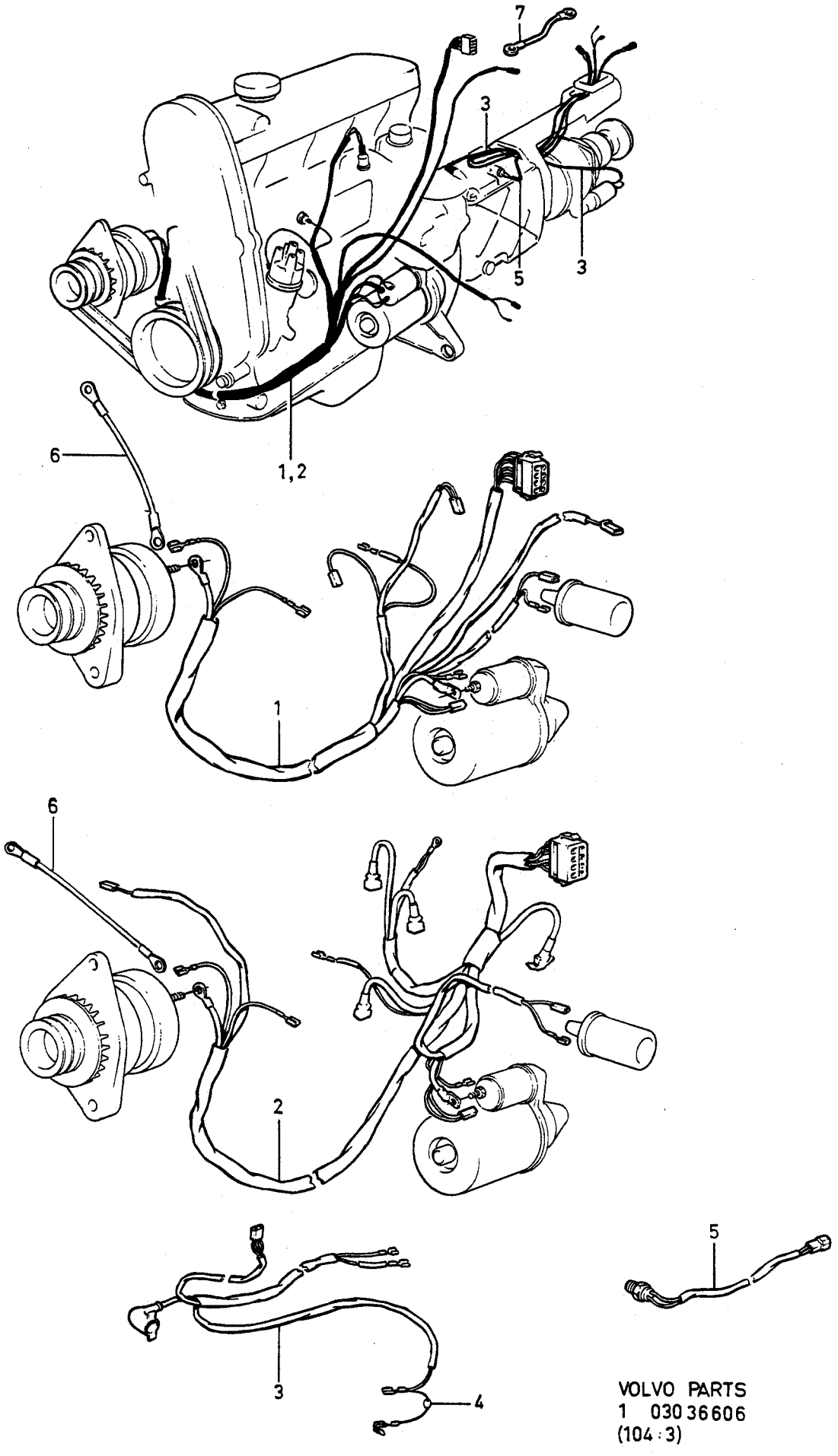

VOLVO PARTS
1 030 36 606
(104 : 3)

A
B
C
D
E

CABLE HARNESS, ENGINE- GEARBOX LEDNINGSMATTA, MOTOR- VÄXELLÅDA

4 CYL

Group Grupp 37

Page Sida 487

	Fig	Part No. Artikel nr	Quantity /Antal A	B	C	D	E	PS	Description	Benämning	Notes Anmärkning	SR
☆	1	3515727-0	1	-	-	-	-		Cable harness ..... Motor	Ledningsmatta ..... Motor	B200K, B230A	5
		1362573-6	1	-	-	-	-		Cable harness ..... Motor	Ledningsmatta ..... Motor	B230K 1987	5
☆	2	3515728-8	1	-	-	-	-		Cable harness ..... Motor	Ledningsmatta ..... Motor	B200E, B230E	5
☆		3515364-2	1	-	-	-	-		Cable harness ..... Motor	Ledningsmatta ..... Motor	B230F EXC (AUS) -1987	5
		1398719-3	1	-	-	-	-		Cable harness ..... Motor	Ledningsmatta ..... Motor	B230F R.H.D (1362794)	5
☆		3515394-9	1	-	-	-	-		Cable harness ..... Motor	Ledningsmatta ..... Motor	TURBO	5
	3		1	-	-	-	-	NS	Cable harness ..... Overdrive	Ledningsmatta ..... Överväxel	TRANS M46	
	4	243994-1	1	-	-	-	-		• Diode	• Diod		4
	5		1	-	-	-	-	NS	Cable harness ..... back-up lamp	Ledningsmatta ..... backljus	MAN.TRANS	
☆		3523813-8	2	-	-	-	-		• Electric cable	• Elledning		2
		949490-7	2	-	-	-	-		• Cable terminal	• Ledningssko		1
☆		3515733-8	1	-	-	-	-		Cable harness ..... Fuel pump	Ledningsmatta ..... Bränslepump	F.I	5
	6	1215278-1	1	-	-	-	-		Earth cable alternator-earth	Stomledning generator-jord		3
		1258152-6	1	-	-	-	-		Earth cable ..... compressor-earth	Stomledning ..... kompressor-jord	A.C 4DRS CH-254616. 5DRS CH-748419.	3
		1348043-9	1	-	-	-	-		Earth cable ..... compressor-earth	Stomledning ..... kompressor-jord	A.C 4DRS CH 254617-, 5DRS 748420-,	3
	7	948916-2	1	-	-	-	-		Earth cable ..... Motor	Stomledning ..... Motor		3

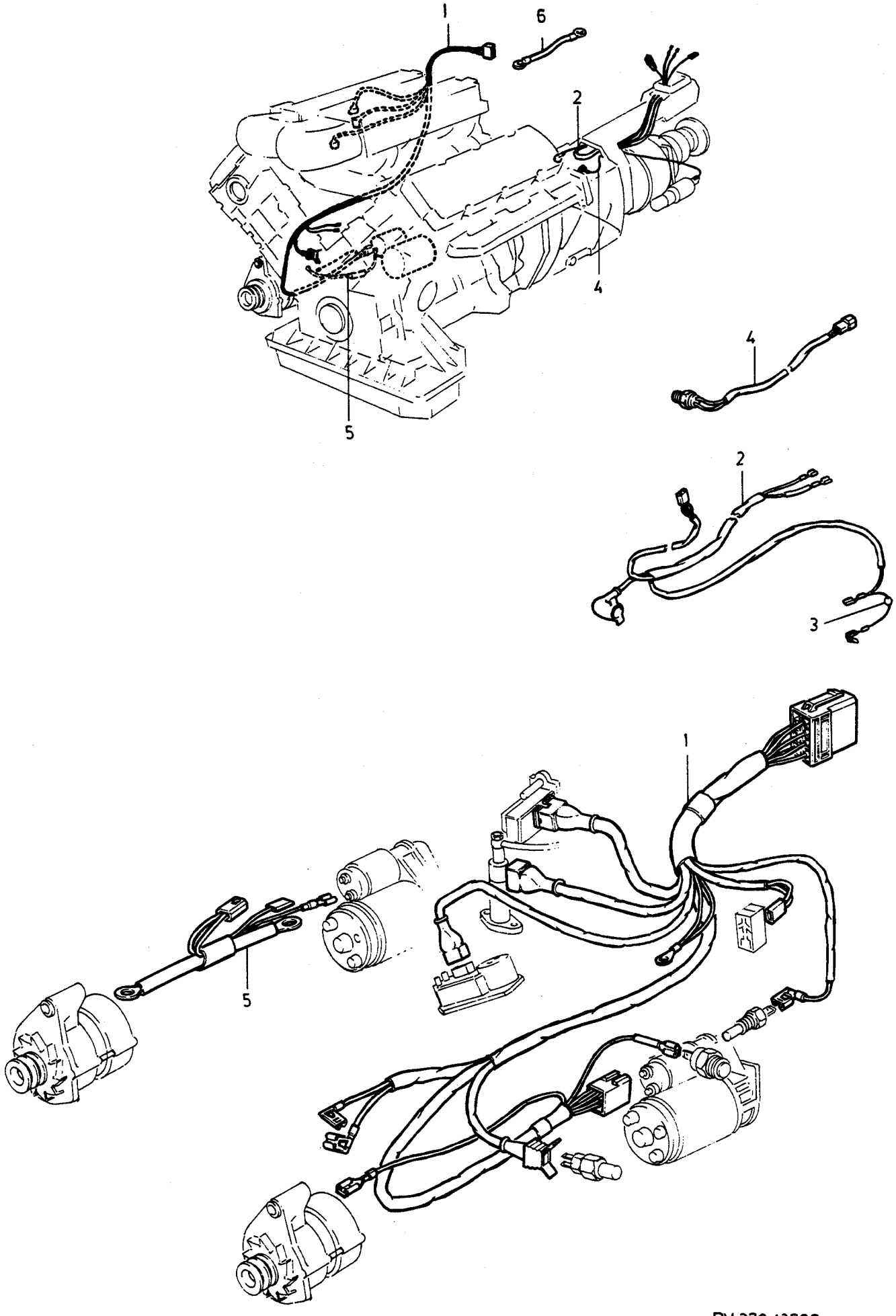

PV 370 42797
(104 : 3)

A
B
C
D
E

CABLE HARNESS, ENGINE- GEARBOX LEDNINGSMATTA, MOTOR- VÄXELLÅDA

6CYL

Group Grupp 37

Page Sida 489

Fig	Part No. Artikel nr	Quantity /Antal A	B	C	D	E	PS	Description	Benämning	Notes Anmärkning	SR
☆ 1	3515389-9	1	-	-	-	-		Cable harness ..... Motor	Ledningsmatta ..... Motor	-1987	5
2		1	-	-	-	-	NS	Cable harness ..... Overdrive	Ledningsmatta ..... Överväxel	TRANS M46	
3	243994-1	1	-	-	-	-		• Diode	• Diod		4
4		1	-	-	-	-	NS	Cable harness ..... back-up lamp	Ledningsmatta ..... backljus	MAN.TRANS	
☆	3523813-8	2	-	-	-	-		• Electric cable	• Elledning		2
	949490-7	2	-	-	-	-		• Cable terminal	• Ledningssko		1
5	1307847-2	1	-	-	-	-		Cable harness ..... Starter motor	Ledningsmatta ..... Startmotor	L.H.D -1987	5
	1308904-0	1	-	-	-	-		Cable harness ..... Starter motor	Ledningsmatta ..... Startmotor	R.H.D -1986	5
☆	3515733-8	1	-	-	-	-		Cable harness ..... Fuel pump	Ledningsmatta ..... Bränslepump		5
6		1	-	-	-	-	NS	Earth cable ..... Motor	Stomledning ..... Motor		

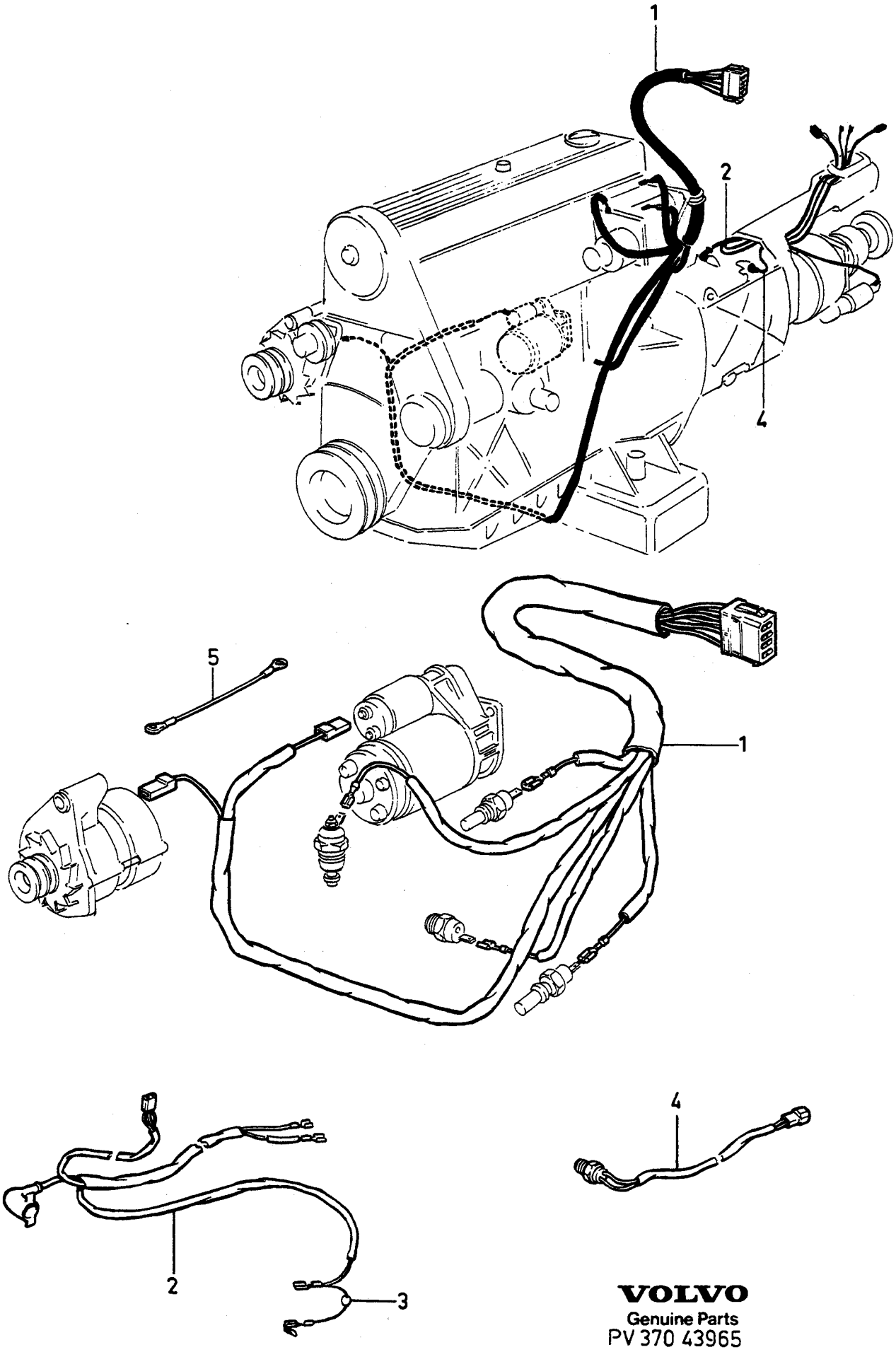

VOLVO
Genuine Parts
PV 370 43965

A
B
C
D
E

CABLE HARNESS, ENGINE- GEARBOX LEDNINGSMATTA, MOTOR- VÄXELLÅDA

DSL

Group Grupp 37

Page Sida 491

Fig	Part No. Artikel nr	Quantity /Antal A	B	C	D	E	PS	Description	Benämning	Notes Anmärkning	SR
1	1398840-7	1	-	-	-	-		Cable harness ..... Motor	Ledningsmatta ..... Motor		5
2		1	-	-	-	-	NS	Cable harness ..... Overdrive	Ledningsmatta ..... Överväxel		
3	243994-1	1	-	-	-	-		• Diode	• Diod		4
4		1	-	-	-	-	NS	Cable harness ..... back-up lamp	Ledningsmatta ..... backljus	MAN.TRANS	
☆	3523813-8	2	-	-	-	-		• Electric cable	• Elledning		2
	949490-7	2	-	-	-	-		• Cable terminal	• Ledningssko		1
5	1215278-1	1	-	-	-	-		Earth cable alternator-earth	Stomledning generator-jord	1987	3

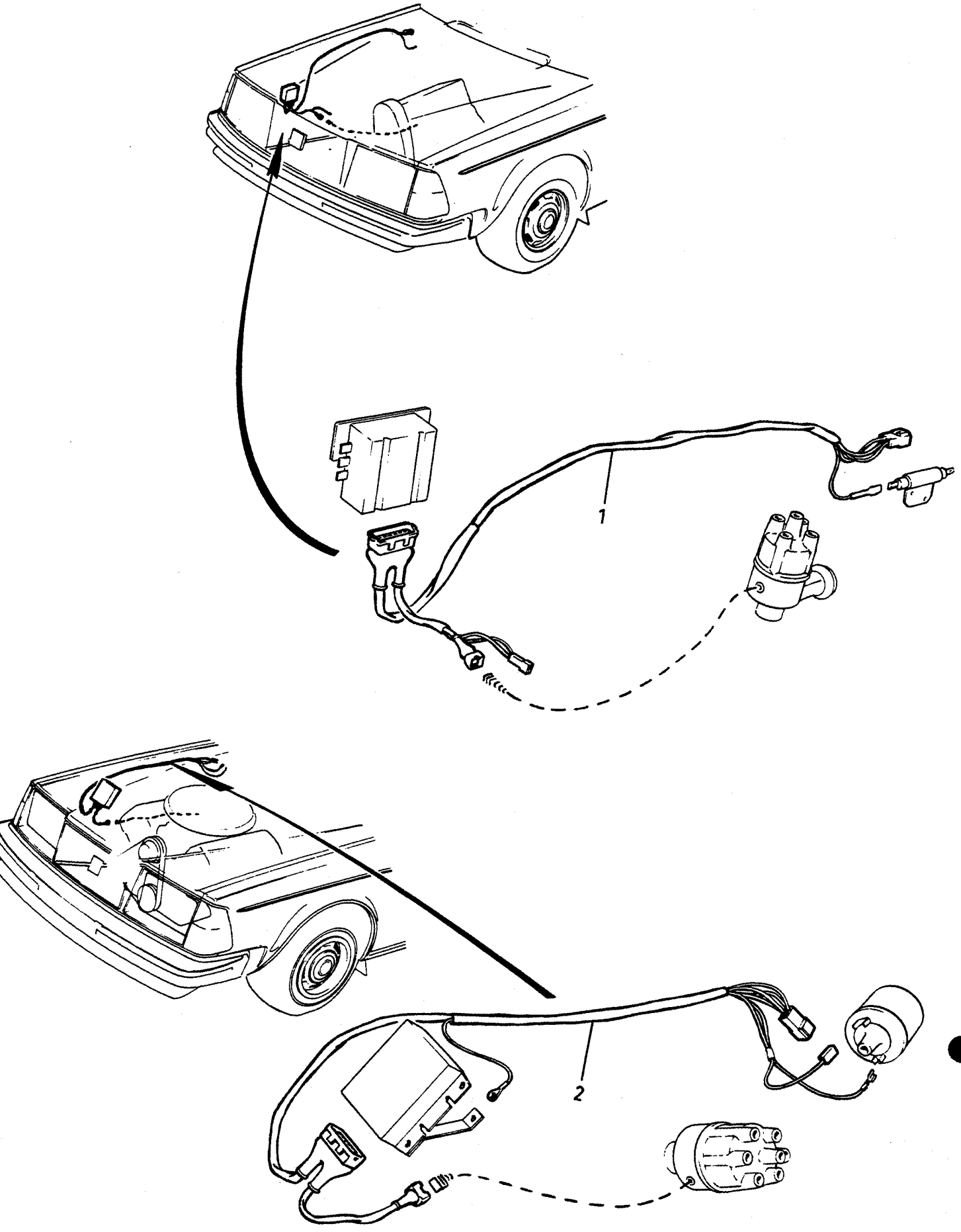

VOLVO PARTS
1 030 36644
(104:3)

A
B
C
D
E

CABLE HARNESS IGNITION SYSTEM LEDNINGSMATTA TÄNDSYSTEM

Group Grupp 37

Page Sida 493

Fig	Part No. Artikel nr	Quantity /Antal A	B	C	D	E	PS	Description	Benämning	Notes Anmärkning	SR
1	1362549-6	1	-	-	-	-		Cable harness	Ledningsmatta	B200K, B200E, B230A, B230E (1347886) -1986.	5
	1363461-3	1	-	-	-	-		Cable harness	Ledningsmatta	B200E,B200K,B230E 1987	5
☆	3515885-6	1	-	-	-	-		Cable harness	Ledningsmatta	B230F	5
	1307582-5	1	-	-	-	-		Cable harness	Ledningsmatta	-1985, TURBO.	5
2	1307839-9	1	-	-	-	-		Cable harness	Ledningsmatta	6CYL	5

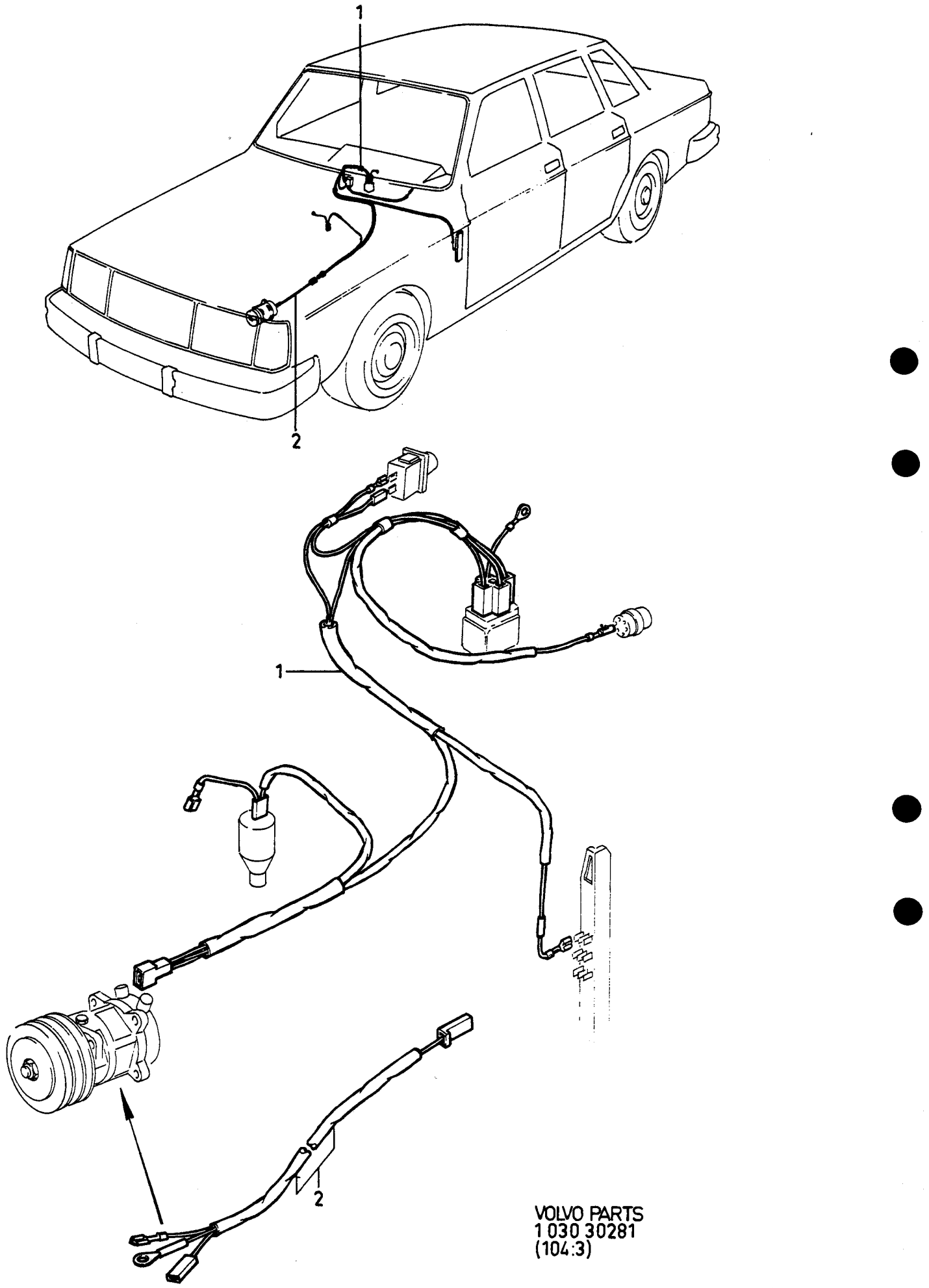

VOLVO PARTS
1 030 30281
(104:3)

A
B
C
D
E

CABLE HARNESS AIR CONDITIONING LEDNINGSMATTA LUFTKONDITIONERING

Group Grupp 37

Page Sida 495

Fig	Part No. Artikel nr	Quantity /Antal A	B	C	D	E	PS	Description	Benämning	Notes Anmärkning	SR
1	1362164-4	1	-	-	-	-		Cable harness	Ledningsmatta	4CYL, 6CYL -1986	5
	1363378-9	1	-	-	-	-		Cable harness	Ledningsmatta	4CYL 1987	5
	1347843-3	1	-	-	-	-		Cable harness	Ledningsmatta	DSL -1986	5
☆	3515730-4	1	-	-	-	-		Cable harness	Ledningsmatta	DSL 1987	5
2	1307882-9	1	-	-	-	-		Cable harness	Ledningsmatta	6CYL -1986	5
☆	1398944-7	1	-	-	-	-		Cable harness	Ledningsmatta	(3515729) 4CYL 1987	5
								CUT-OUT	CUT-OUT		

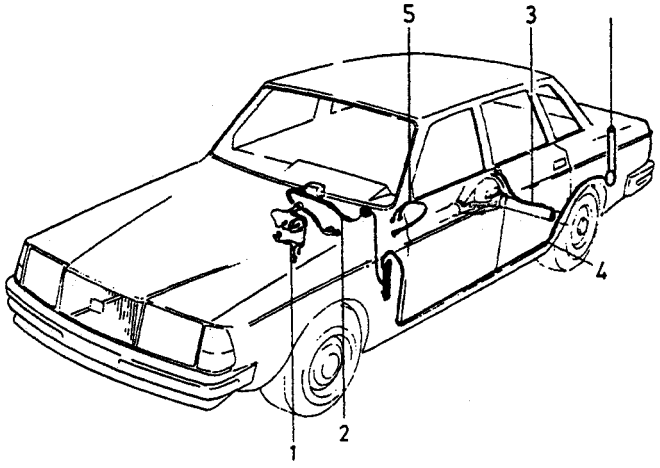

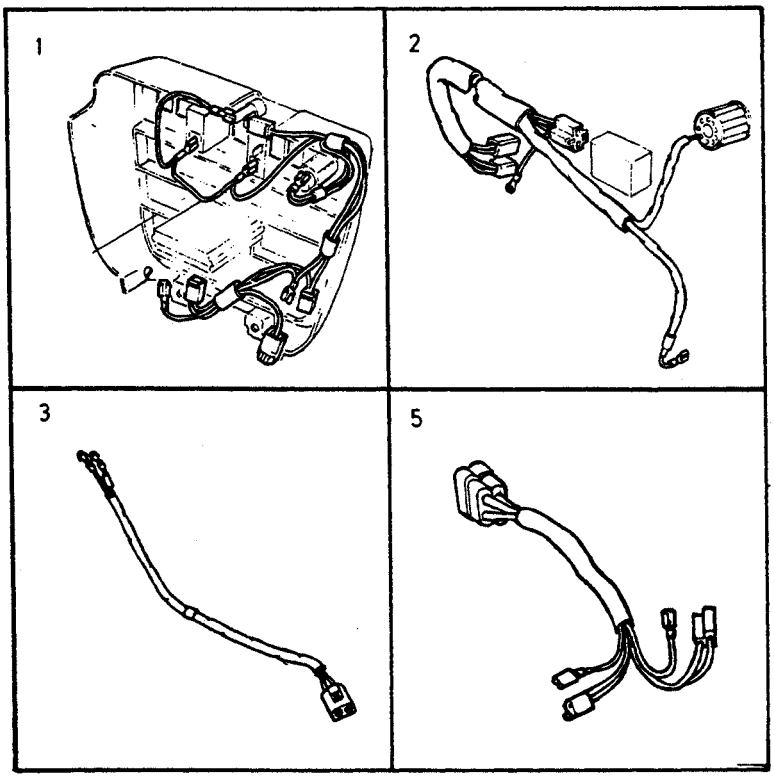

VOLVO
Genuine Parts
PV370 525 58

A
B
C
D
E

CABLE HARNESS CABIN — LEDNINGSMATTA KUPE

Group Grupp 37

Page Sida 497

Fig	Part No. Artikel nr	Quantity /Antal A	B	C	D	E	PS	Description	Benämning	Notes Anmärkning	SR
1	1307590-8	1	-	-	-	-		Cable harness ..... Control panel	Ledningsmatta ..... Reglagepanel	-1985	5
	1362524-9	1	-	-	-	-		Cable harness ..... Control panel	Ledningsmatta ..... Reglagepanel	1986-	5
2	1347876-3	1	-	-	-	-		Cable harness ..... Overdrive	Ledningsmatta ..... Överväxel	AW70/71	6
☆ 3	3515242-0	1	-	-	-	-		Cable harness ..... Sensor Bottom rail	Ledningsmatta ..... Givare Bottensvällare	(1324069) 1986-	5
4	1259532-8	1	-	-	-	-		Cable harness ..... Antenna	Ledningsmatta ..... Antenn	4DRS, 1986-	6
5		1	-	-	-	-	NS	Cable harness seat heating unit	Ledningsmatta stolsuppvärmning	1986-	

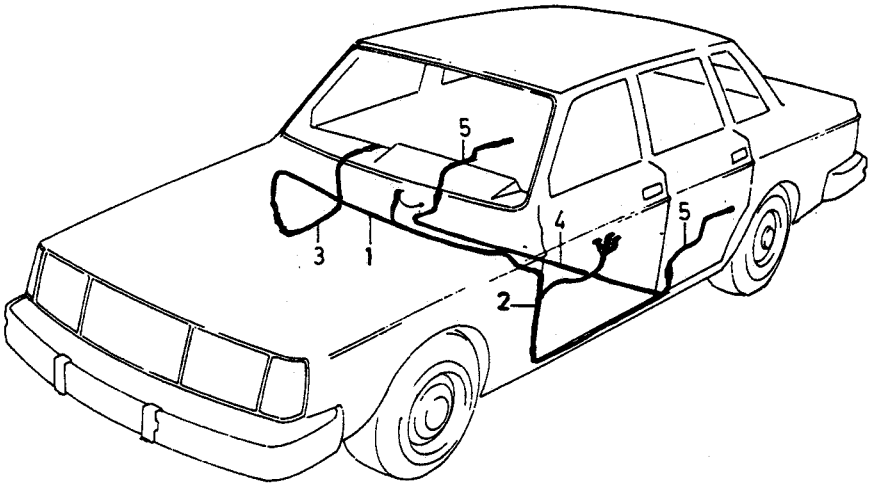

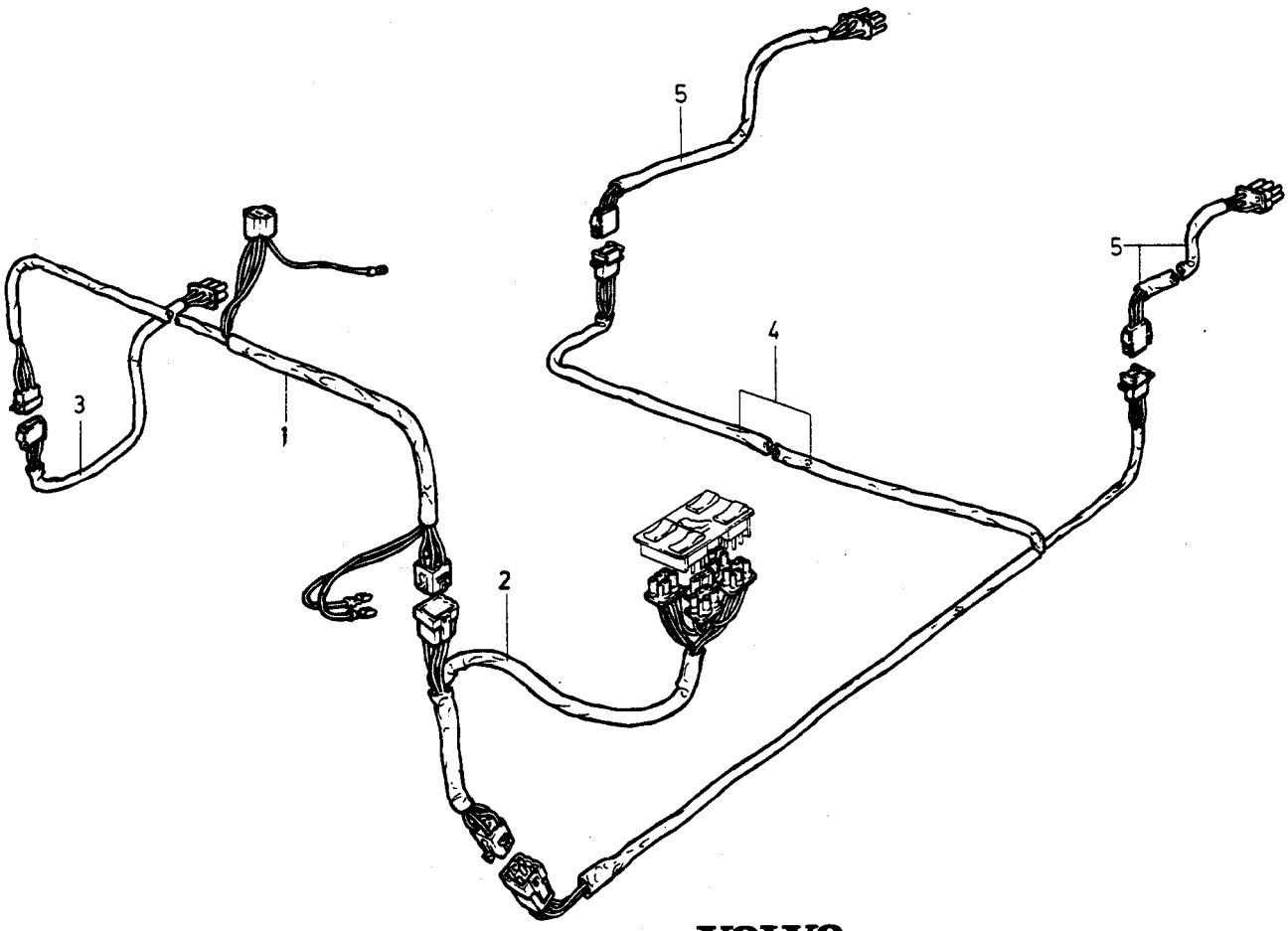

©VOLVO
Genuine Parts

A B C D E

CABLE HARNESS, POWER WINDOWS LEDNINGSMATTA, FÖNSTERHISSAR

Group Grupp 37

Page Sida 499

Fig	Part No. Artikel nr	Quantity /Antal A	B	C	D	E	PS	Description	Benämning	Notes Anmärkning	SR
1	1259472-7	1	-	-	-	-		Cable harness cabin front	Ledningsmatta Kupé främre	L.H.D	5
	1259473-5	1	-	-	-	-		Cable harness cabin front	Ledningsmatta Kupé främre	R.H.D	5
2	1259470-1	1	-	-	-	-		Cable harness drivers door	Ledningsmatta förardörr		5
3	1259471-9	1	-	-	-	-		Cable harness passangers door	Ledningsmatta passagerardörr		5
4	1259475-0	1	-	-	-	-		Cable harness cabin rear	Ledningsmatta Kupé bakre		5
5	1259471-9	2	-	-	-	-		Cable harness Rear door	Ledningsmatta Bakdörr		5



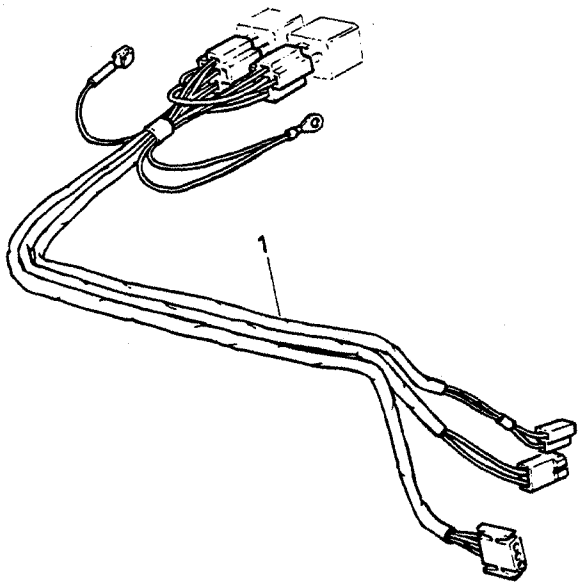

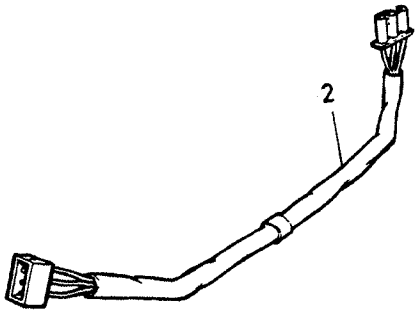

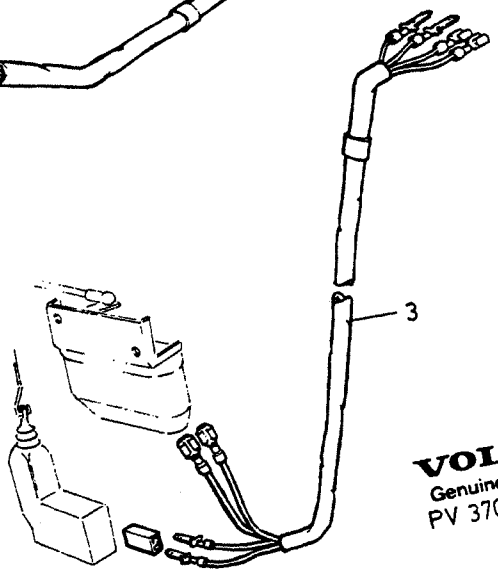

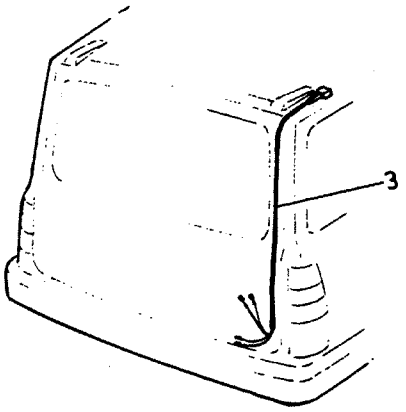

VOLVO
Genuine Parts
PV 370 49813

A
B
C
D
E

CABLE HARNESS CENTRAL LOCKING LEDNINGSMATTA CENTRALLÅS

Group Grupp 37

Page Sida 501

Fig	Part No. Artikel nr	Quantity /Antal A	B	C	D	E	PS	Description	Benämning	Notes Anmärkning	SR
1	1259459-4	1	-	-	-	-		Cable harness cabin front	Ledningsmatta Kupé främre		5
☆ 2	3515732-0	1	-	-	-	-		Cable harness drivers door	Ledningsmatta förardörr		5
☆	1259465-1	1	-	-	-	-		Cable harness passangers door	Ledningsmatta passagerardörr		6
3	1259468-5	1	-	-	-	-		Cable harness Boot lid	Ledningsmatta Baklucka	5DRS	5

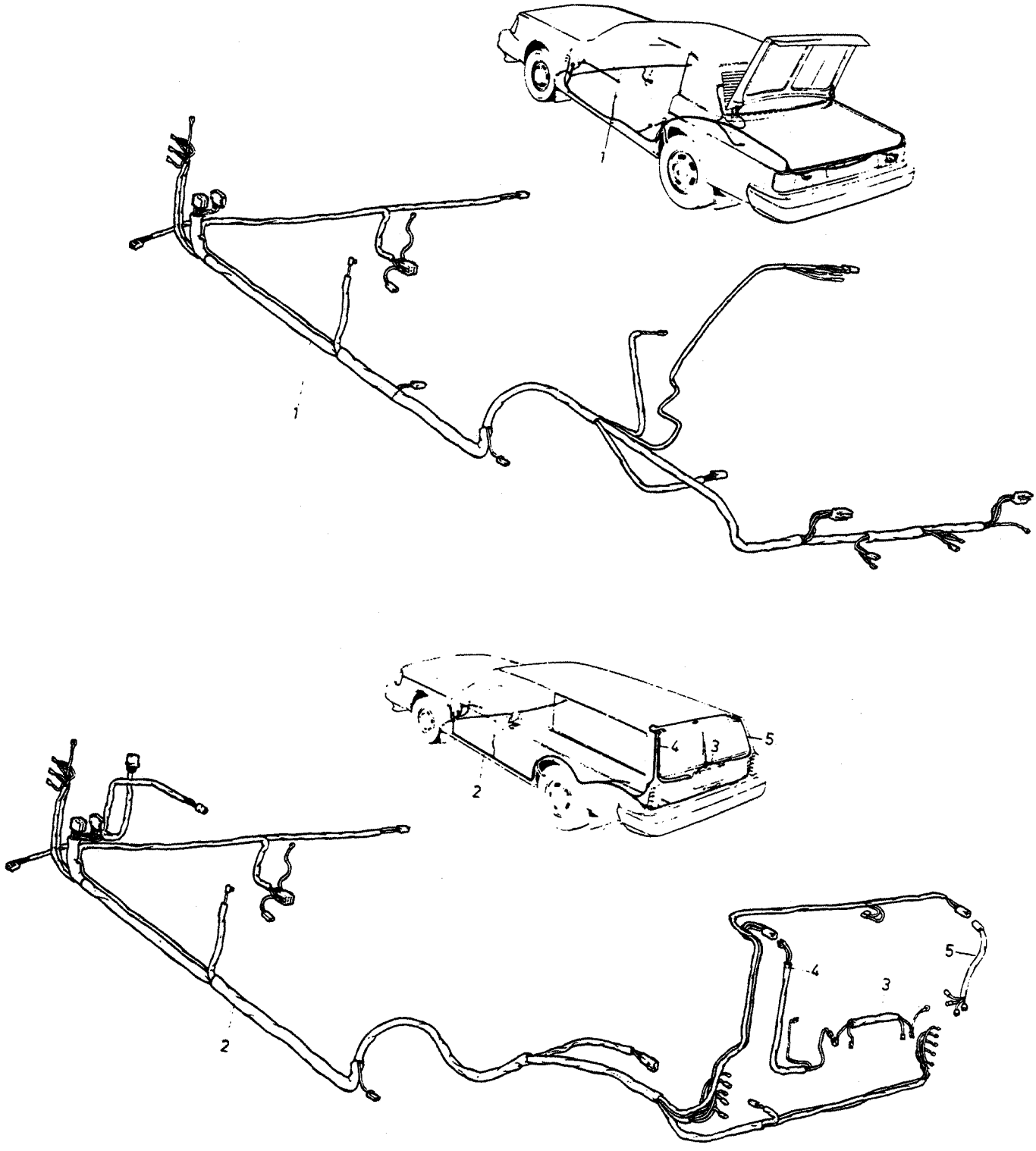

VOLVO PARTS
1 030 38305
(104:3)

A
B
C
D
E

CABLE HARNESS — LEDNINGSMATTA
BOTTOM RAIL — BOTTENSVÄLLARE
TAILGATE — BAKLUCKA

Group / Grupp 37

Fig	Part No. / Artikel nr	Quantity /Antal A	B	C	D	E	PS	Description	Benämning	Notes / Anmärkning	SR
1	1347835-9	1	-	-	-	-		Cable harness ..... Bottom rail	Ledningsmatta ..... Bottensvällare	4DRS.-1985	5
	1363485-2	1	-	-	-	-		Cable harness ..... Bottom rail with central locking	Ledningsmatta ..... Bottensvällare med centrallås	(1348881) 4DRS.	5
	1362557-9	1	-	-	-	-		Cable harness ..... Bottom rail without central locking	Ledningsmatta ..... Bottensvällare utan centrallås	4DRS 1987	5
2	1347837-5	1	-	-	-	-		Cable harness ..... Bottom rail with central locking	Ledningsmatta ..... Bottensvällare med centrallås	5DRS.-1985	5
	(1398411)	1	-	-	-	-	SP	Cable harness ..... Bottom rail with central locking	Ledningsmatta ..... Bottensvällare med centrallås	5DRS. 1986- REPL 1 PCS 3544299-5, 1 PCS 3515242-0.	5
3	1215351-6	1	-	-	-	-		Cable harness ..... Number plate lamp	Ledningsmatta ..... Nummerplåtlampa	5DRS. -1985.	5
	1362516-5	1	-	-	-	-		Cable harness ..... Number plate lamp	Ledningsmatta ..... Nummerplåtlampa	5DRS. 1986-	5
4	1212563-9	1	-	-	-	-		Cable harness ..... Boot lid without extra stop lamp	Ledningsmatta ..... Baklucka utan extra bromsljus	5DRS.	5
	1362214-7	1	-	-	-	-		Cable harness ..... Boot lid with extra stop lamp	Ledningsmatta ..... Baklucka med extra bromsljus	5DRS.	5
5	1348019-9	1	-	-	-	-		Cable harness, r.h. ..... Boot lid	Ledningsmatta, h ..... Baklucka	5DRS.	5

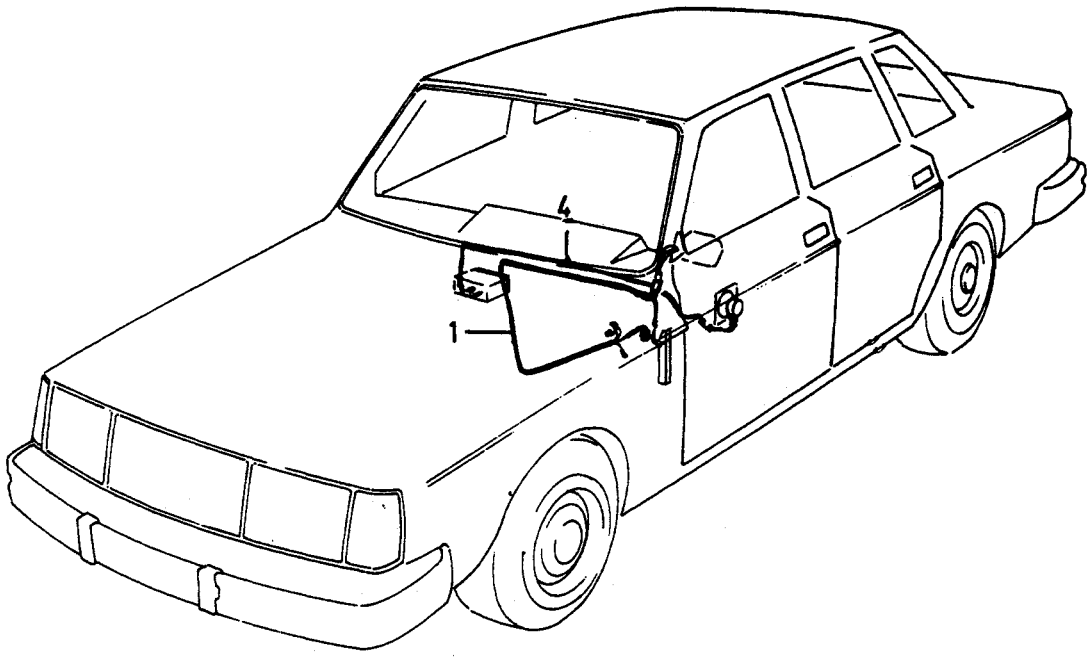

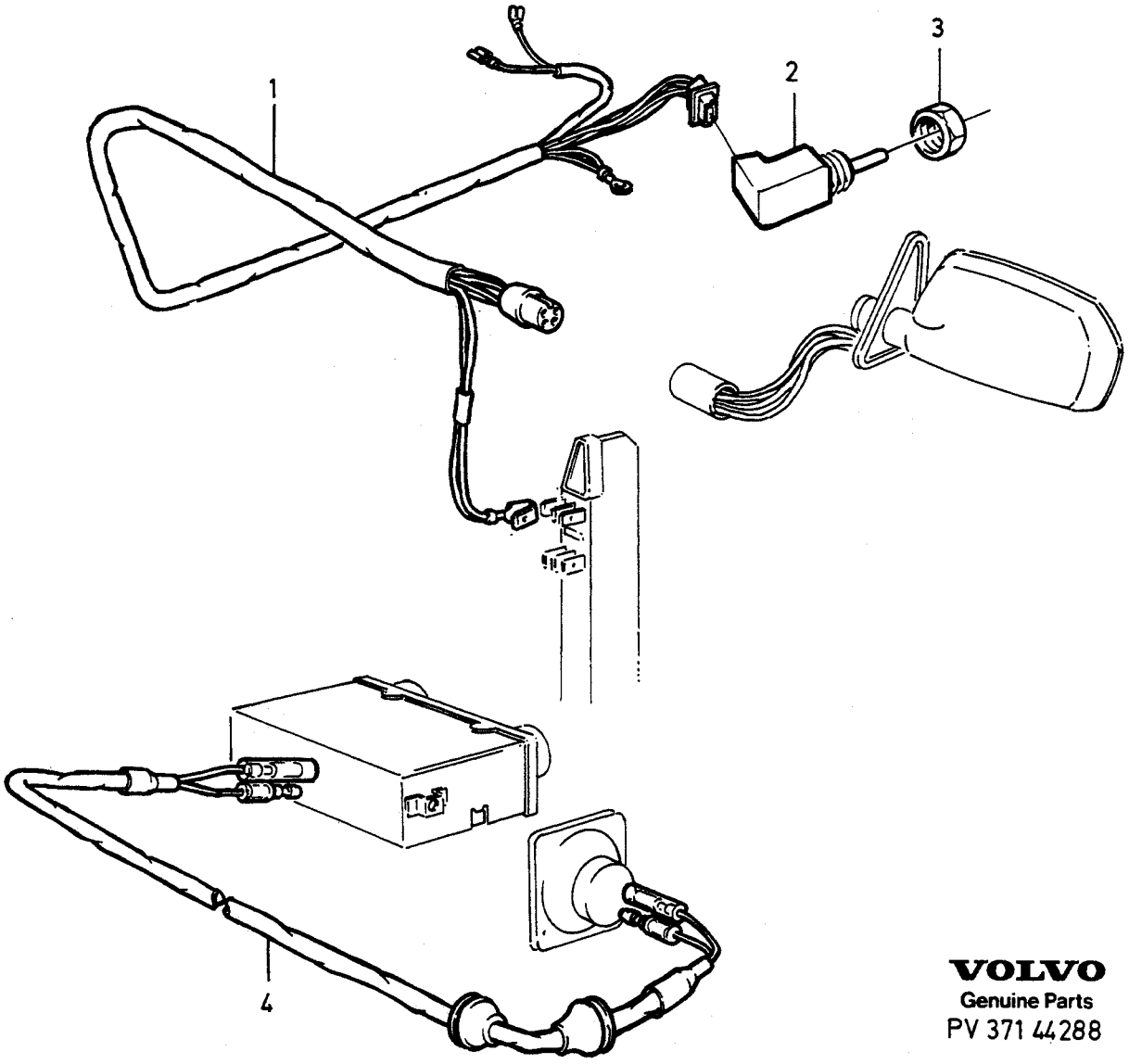

VOLVO
Genuine Parts
PV 371 44288

A
B
C
D
E

CABLE HARNESS, DOOR MIRRORS LEDNINGSMATTA, BACKSPEGLAR

Group
Grupp
37

Page
Sida
505

Fig	Part No. Artikel nr	Quantity /Antal A	B	C	D	E	PS	Description	Benämning	Notes Anmärkning	SR
1	1259492-5	1	-	-	-	-		Cable harness, l.h. elec. door mirror	Ledningsmatta, v elbackspegel		5
	1259493-3	1	-	-	-	-		Cable harness, r.h. elec. door mirror	Ledningsmatta, h elbackspegel		5
2	1235091-4	2	-	-	-	-		Switch	Strömställare		2
3	1235101-1	2	-	-	-	-		Nut	Mutter		2
4		1	-	-	-	-	NS	Cable harness Loudspeaker	Ledningsmatta Högtalare		

1 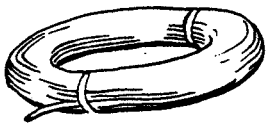	2 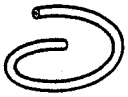	3 	4 
5 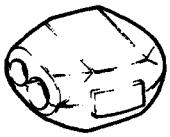	6 	7 	8 
9 	10 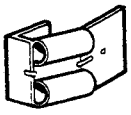	11 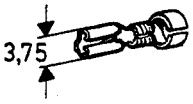	12 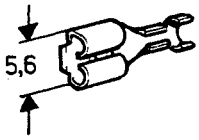
13 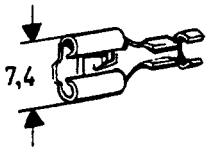	14 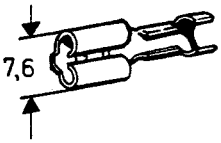	15 	16 
17 	18 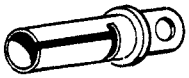	19 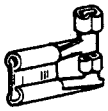	20 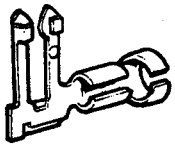
21 	22 	23 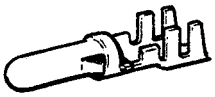	24 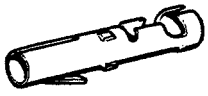
25 	26 	27 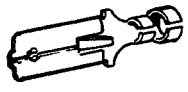	28 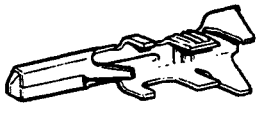
29 	30 	31 	32 

VOLVO
Genuine Parts
PV 371 45808

A
B
C
D
E

CABLES, CABLE TERMINALS AND SLEEVES — LEDNINGAR, LEDNINGS- SKOR, HYLSOR

Group / Grupp 37

Page / Sida 507

Fig	Part No. / Artikel nr	Quantity / Antal A	B	C	D	E	PS	Description	Benämning	Notes / Anmärkning	SR
1		-	-	-	-	-		Cable	Ledning		
	954427-1	X	-	-	-	-		• Electric cable black	• Elledning svart	0,75mm²	1
	954430-5	X	-	-	-	-		• Electric cable yellow	• Elledning gul	0,75mm²	1
	954432-1	X	-	-	-	-		• Electric cable blue	• Elledning blå	0,75mm²	6
	954435-4	X	-	-	-	-		• Electric cable black	• Elledning svart	1,0mm²	2
	954437-0	X	-	-	-	-		• Electric cable red	• Elledning röd	1,0mm²	2
	954439-6	X	-	-	-	-		• Electric cable green	• Elledning grön	1,0mm²	2
	954440-4	X	-	-	-	-		• Electric cable blue	• Elledning blå	1,0mm²	2
	954441-2	X	-	-	-	-		• Electric cable grey	• Elledning grå	1,0mm²	2
	954442-0	X	-	-	-	-		• Electric cable white	• Elledning vit	1,0mm²	2
	954443-8	X	-	-	-	-		• Electric cable black	• Elledning svart	1,5mm²	2
	954444-6	X	-	-	-	-		• Electric cable brown	• Elledning brun	1,5mm²	2
	954445-3	X	-	-	-	-		• Electric cable red	• Elledning röd	1,5mm²	2
	954446-1	X	-	-	-	-		• Electric cable yellow	• Elledning gul	1,5mm²	2
	954447-9	X	-	-	-	-		• Electric cable green	• Elledning grön	1,5mm²	2
	954448-7	X	-	-	-	-		• Electric cable blue	• Elledning blå	1,5mm²	2
	954449-5	X	-	-	-	-		• Electric cable grey	• Elledning grå	1,5mm²	2
	954450-3	X	-	-	-	-		• Electric cable white	• Elledning vit	1,5mm²	2
	954453-7	X	-	-	-	-		• Electric cable red	• Elledning röd	2,5mm²	2
	954454-5	X	-	-	-	-		• Electric cable yellow	• Elledning gul	2,5mm²	1
	954461-0	X	-	-	-	-		• Electric cable red	• Elledning röd	4,0mm²	2
	954469-3	X	-	-	-	-		• Electric cable red	• Elledning röd	6,0mm²	2
2		-	-	-	-	-		Plastic hose	Plastslang		
	185506-3	X	-	-	-	-		• Plastic hose black	• Plastslang svart	I.DIA 5mm	2
	192598-1	X	-	-	-	-		• Plastic hose black	• Plastslang svart	I.DIA 7mm	3
	185501-4	X	-	-	-	-		• Plastic hose black	• Plastslang svart	I.DIA 8mm	2
	185507-1	X	-	-	-	-		• Plastic hose black	• Plastslang svart	I.DIA 10mm	2
3	1269755-3	X	-	-	-	-		Tab	Flatstift		2
4	1215301-1	X	-	-	-	-		Gaiter	Gummikåpa		2
								Switch	Strömställare		
								Gearbox	Växellåda		
	1362029-9	X	-	-	-	-		Insulator cover	Isolatorhölje	I.DIA 7,3mm	3
5	1586597-5	X	-	-	-	-		Splice	Skarvhylsa	0,5-0,75mm²	4
	944306-0	X	-	-	-	-		Clamp	Skarvklämma	1,0-2,5mm²	2
6	956956-7	X	-	-	-	-		Splice	Skarvhylsa	0,5-1,0mm²	2
7	956959-1	X	-	-	-	-		Splice	Skarvhylsa	1,5-2,5mm²	2
8	956925-2	X	-	-	-	-		Cable terminal red	Ledningssko röd	0,5-1,0mm², M4.	1
	956926-0	X	-	-	-	-		Cable terminal red	Ledningssko röd	0,5-1,0mm², M5.	2
	958220-6	X	-	-	-	-		Cable terminal red	Ledningssko röd	0,5-1,0mm², M6.	2
☆	956928-6	X	-	-	-	-		Cable terminal blue	Ledningssko blå	1,5-2,5mm², M4.	2
	956930-2	X	-	-	-	-		Cable terminal blue	Ledningssko blå	1,5-2,5mm², M6.	2
9	944159-3	X	-	-	-	-		Cable terminal	Ledningssko	25mm², M8.	1
10	943950-6	X	-	-	-	-		Cable terminal	Ledningssko		2
11	948189-6	X	-	-	-	-		Cable terminal	Ledningssko	0,5-1,4mm²	2
12	946787-9	X	-	-	-	-		Cable terminal	Ledningssko	0,5-1,0mm²	2
	949404-8	X	-	-	-	-		Cable terminal	Ledningssko	1,0-2,5mm²	1
13	949201-8	X	-	-	-	-		Cable terminal	Ledningssko	1,0-2,5mm²	1
	949489-9	X	-	-	-	-		Cable terminal	Ledningssko	1,0-2,5mm²	1
	949401-4	X	-	-	-	-		Cable terminal	Ledningssko	4,0-6,0mm²	1
14	949210-9	X	-	-	-	-		Cable terminal	Ledningssko	0,5-1,0mm²	1
	949211-7	X	-	-	-	-		Cable terminal	Ledningssko	1,1-2,5mm²	1
	949212-5	X	-	-	-	-		Cable terminal	Ledningssko	4,0-6,0mm²	1
15	949606-8	X	-	-	-	-		Cable terminal	Ledningssko	0,75-2,1mm²	1
	941730-4	X	-	-	-	-		Cable terminal	Ledningssko	1,0-2,5mm²	1
16	958202-4	X	-	-	-	-		Cable terminal	Ledningssko	0,8-3,4mm²	2
17	946039-5	X	-	-	-	-		Cable terminal	Ledningssko	1,0-2,5mm²	1
18	1212901-1	X	-	-	-	-		Cable terminal	Ledningssko	3,2mm²	2
19	949598-7	X	-	-	-	-		Cable terminal	Ledningssko	1,0-2,5mm²	1
20	949542-5	X	-	-	-	-		Cable terminal	Ledningssko	0,5-1,0mm²	2
21	965822-0	X	-	-	-	-		Cable terminal	Ledningssko	1,0-2,5mm²	1
22	949371-9	X	-	-	-	-		Cable terminal	Ledningssko	0,5-2,0mm²	1
23	968016-6	X	-	-	-	-		Cable terminal	Ledningssko	0,5-1,0mm²	2

1 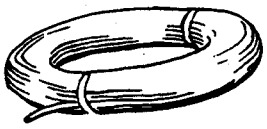	2 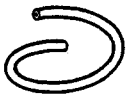	3 	4 
5 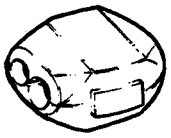	6 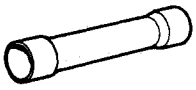	7 	8 
9 	10 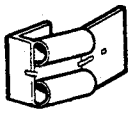	11 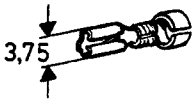	12 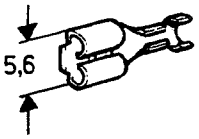
13 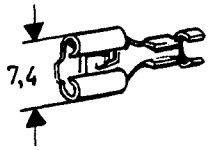	14 	15 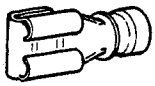	16 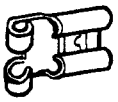
17 	18 	19 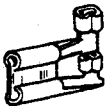	20 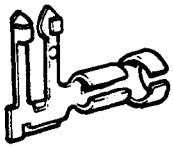
21 	22 	23 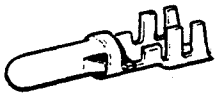	24 
25 	26 	27 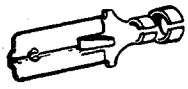	28 
29 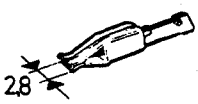	30 	31 	32 

A B C D E

CABLES, CABLE TERMINALS AND SLEEVES — LEDNINGAR, LEDNINGS- SKOR, HYLSOR

Group Grupp 37

Page Sida 509

Fig	Part No. Artikel nr	Quantity /Antal A	B	C	D	E	PS	Description	Benämning	Notes Anmärkning	SR
	965824-6	X	-	-	-	-		Cable terminal	Ledningssko	1,5-2,5mm²	1
24	946038-7	X	-	-	-	-		Cable terminal	Ledningssko	0,5-1,0mm²	1
	946039-5	X	-	-	-	-		Cable terminal	Ledningssko	1,0-2,5mm²	1
25	946040-3	X	-	-	-	-		Cable terminal	Ledningssko	0,5-1,0mm²	1
	946041-1	X	-	-	-	-		Cable terminal	Ledningssko	1,0-2,5mm²	1
26	967694-1	X	-	-	-	-		Cable terminal	Ledningssko	1,0-2,0mm²	3
27	949490-7	X	-	-	-	-		Cable terminal	Ledningssko	0,75-2,5mm²	1
28	968373-1	X	-	-	-	-		Cable terminal	Ledningssko	0,5-1,0mm²	3
	968374-9	X	-	-	-	-		Cable terminal	Ledningssko	1,0-3,0mm²	3
29	946640-0	X	-	-	-	-		Cable terminal	Ledningssko	0,5-1,5mm²	2
	965107-6	X	-	-	-	-		Cable terminal	Ledningssko	1,0-2,5mm²	5
30	947588-0	X	-	-	-	-		Cable terminal	Ledningssko	0,5-1,0mm²	2
	965110-0	X	-	-	-	-		Cable terminal	Ledningssko	1,0-2,5mm²	2
31	968069-5	X	-	-	-	-		Cable terminal	Ledningssko	0,3-0,6mm²	5
	968070-3	X	-	-	-	-		Cable terminal	Ledningssko	0,75-1,5mm²	2
	968071-1	X	-	-	-	-		Cable terminal	Ledningssko	1,5-2,5mm²	5
32	949678-7	X	-	-	-	-		Cable terminal	Ledningssko	0,5-1,0mm²	2
	949679-5	X	-	-	-	-		Cable terminal	Ledningssko	1,0-2,5mm²	2
	949680-3	X	-	-	-	-		Cable terminal	Ledningssko	2,5-4,0mm²	2
	949681-1	X	-	-	-	-		Cable terminal	Ledningssko	4,0-6,0mm²	2

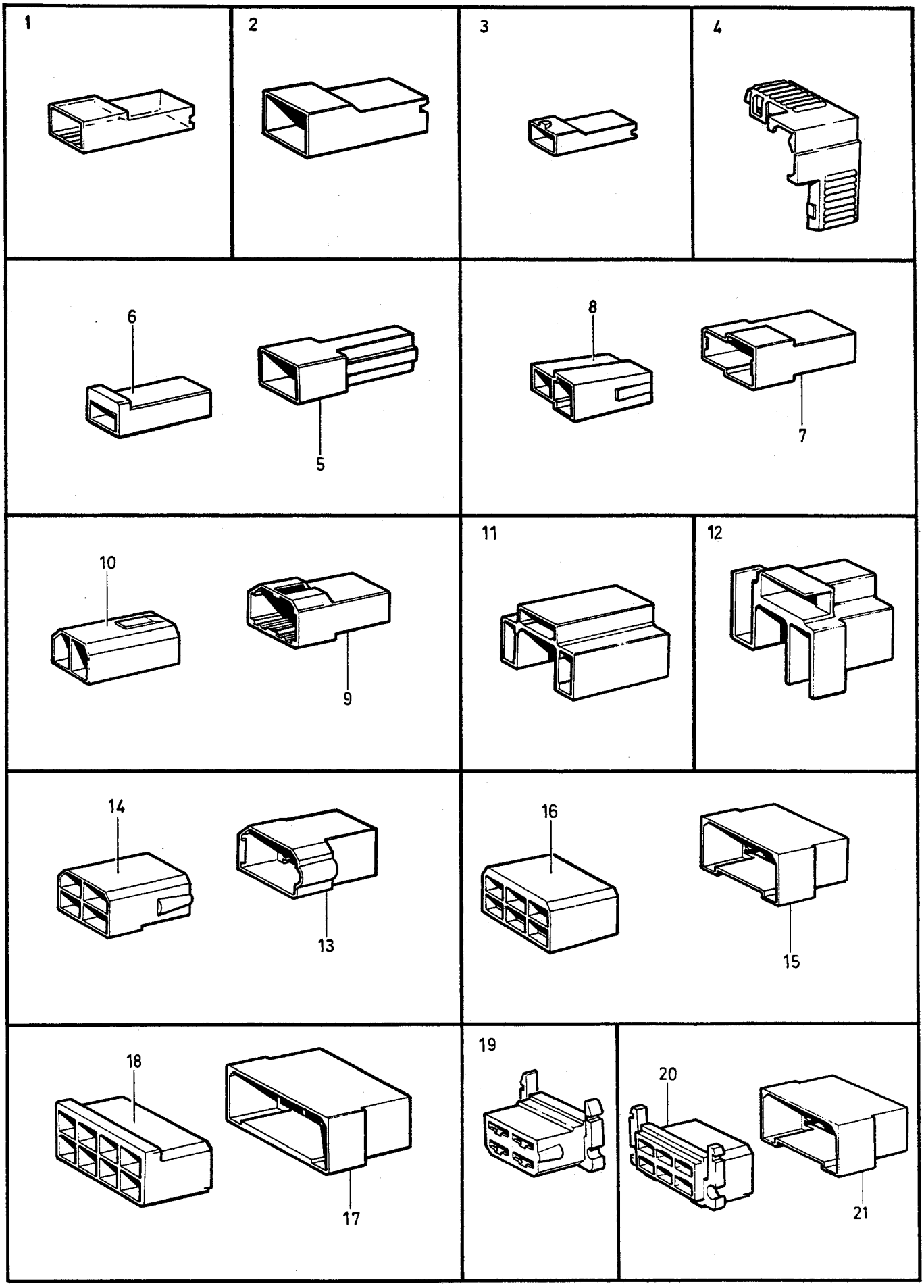
1
2
3
4
6
5
8
7
10
9
11
12
14
13
16
15
18
17
19
20
21

A		INSULATORS TAB	ISOLATORER FLATSTIFT	Group Grupp 37
B				
C				Page Sida 511
D				
E				

Fig	Part No. Artikel nr	Quantity /Antal A	B	C	D	E	PS	Description	Benämning	Notes Anmärkning	SR
1	949597-9	X	-	-	-	-		Receptacle housing	Hylsisolator	1-POLE	1
☆ 2	943511-6	X	-	-	-	-		Receptacle housing	Hylsisolator	1-POLE	4
3	947848-8	X	-	-	-	-		Receptacle housing	Hylsisolator	1-POLE	2
4	944221-1	X	-	-	-	-		Receptacle housing	Hylsisolator	1-POLE	3
5	964195-2	X	-	-	-	-		Tab housing	Stiftisolator	1-POLE	2
6	964196-0	X	-	-	-	-		Receptacle housing	Hylsisolator	1-POLE	2
7	964166-3	X	-	-	-	-		Tab housing	Stiftisolator	2-POLE	2
8	964167-1	X	-	-	-	-		Receptacle housing	Hylsisolator	2-POLE	5
9	1212856-7	X	-	-	-	-		Tab housing	Stiftisolator	2-POLE	2
10	1212857-5	X	-	-	-	-		Receptacle housing	Hylsisolator	2-POLE	2
● 11	958211-5	X	-	-	-	-		Receptacle housing black	Hylsisolator svart	3-POLE	2
12	945759-9	X	-	-	-	-		Receptacle housing	Hylsisolator	3-POLE	3
13	948855-2	X	-	-	-	-		Tab housing	Stiftisolator	4-POLE	3
14	948856-0	X	-	-	-	-		Receptacle housing	Hylsisolator	4-POLE	2
15	964197-8	X	-	-	-	-		Tab housing	Stiftisolator	6-POLE	2
16	964198-6	X	-	-	-	-		Receptacle housing	Hylsisolator	6-POLE	2
● 17	948857-8	X	-	-	-	-		Tab housing	Stiftisolator	8-POLE	3
☆ 18	944076-9	X	-	-	-	-		Receptacle housing	Hylsisolator	8-POLE	2
19	948305-8	X	-	-	-	-		Receptacle housing black	Hylsisolator svart	4-POLE	2
20	958215-6	X	-	-	-	-		Socket housing black	Hylsisolator svart	6-POLE	2
21	964197-8	X	-	-	-	-		Tab housing uncoloured	Stiftisolator ofärgad	6-POLE	2

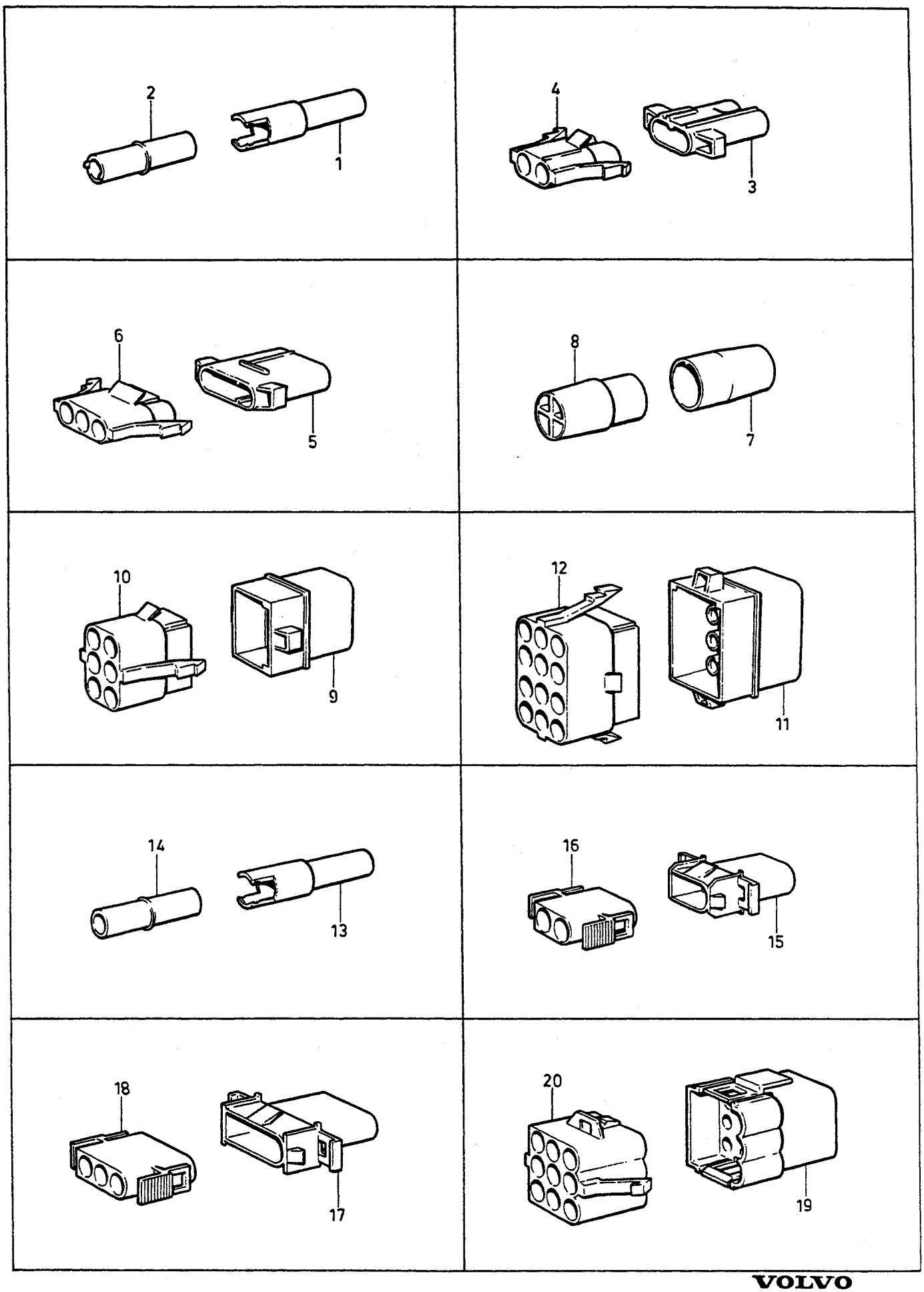
2
1
4
3
6
5
8
7
10
9
12
11
14
13
16
15
18
17
20
19

A
B
C
D
E

INSULATORS PIN — ISOLATORER RUNDSTIFT

Group / Grupp 37

Page / Sida 513

Fig	Part No. / Artikel nr	Quantity / Antal A	B	C	D	E	PS	Description	Benämning	Notes / Anmärkning	SR
		-	-	-	-	-		Insulators pin	Isolatorer rundstift	O.DIA 2,1mm	
☆ 1	946076-7	X	-	-	-	-		Pin housing	Stiftisolator		3
2	946077-5	X	-	-	-	-		Socket housing	Hylsisolator		2
☆ 3	944223-7	X	-	-	-	-		Pin housing	Stiftisolator	2-POLE	3
☆ 4	944224-5	X	-	-	-	-		Socket housing	Hylsisolator	2-POLE	2
☆ 5	944225-2	X	-	-	-	-		Pin housing	Stiftisolator	3-POLE	3
☆ 6	944226-0	X	-	-	-	-		Socket housing	Hylsisolator	3-POLE	2
7	945828-2	X	-	-	-	-		Pin housing	Stiftisolator	4-POLE	3
☆ 8	945829-0	X	-	-	-	-		Socket housing	Hylsisolator	4-POLE	3
9	944227-8	X	-	-	-	-		Pin housing	Stiftisolator	6-POLE	3
☆ 10	944228-6	X	-	-	-	-		Socket housing	Hylsisolator	6-POLE	2
☆ 11	944229-4	X	-	-	-	-		Pin housing	Stiftisolator	12-POLE	3
☆ 12	944230-2	X	-	-	-	-		Socket housing	Hylsisolator	12-POLE	2
		-	-	-	-	-		Insulators pin	Isolatorer rundstift	O.DIA 3,5mm	
13	949583-9	X	-	-	-	-		Pin housing	Stiftisolator		3
14	949584-7	X	-	-	-	-		Socket housing	Hylsisolator		2
15	948995-6	X	-	-	-	-		Pin housing	Stiftisolator	2-POLE	3
16	948996-4	X	-	-	-	-		Socket housing	Hylsisolator	2-POLE	2
17	948297-7	X	-	-	-	-		Pin housing	Stiftisolator	3-POLE	3
18	948296-9	X	-	-	-	-		Socket housing	Hylsisolator	3-POLE	4
☆ 19	948295-1	X	-	-	-	-		Pin housing	Stiftisolator	9-POLE	3
☆ 20	948294-4	X	-	-	-	-		Socket housing	Hylsisolator	9-POLE	2

1 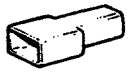	2 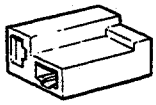	3 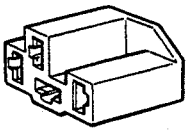	4 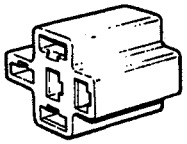	5 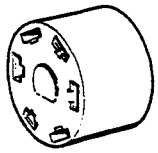
6 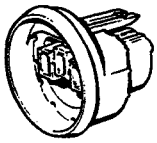	7 	8 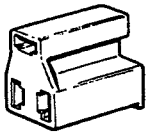	9 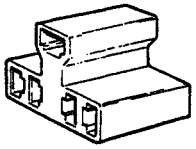	10 
11 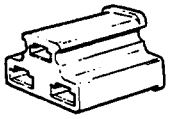	12 	13 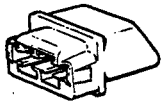	14 	15 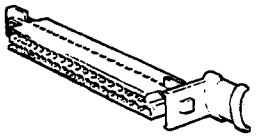
16 	17 	18 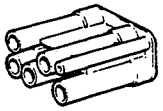	19 	20 
21 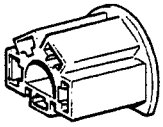	22 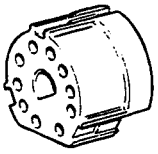	23 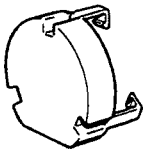	24 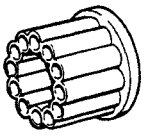	25 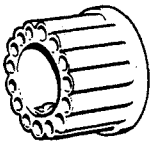
26 	27 	28 	29 	30 
31 	32 			

A
B
C
D
E

CONTACTS INSULATORS — KONTAKTDON ISOLATORER

Group / Grupp 37

Page / Sida 515

Fig	Part No. / Artikel nr	Quantity /Antal A	B	C	D	E	PS	Description	Benämning	Notes / Anmärkning	SR
☆ 1	959046-4	X	-	-	-	-		Receptacle housing	Hylsisolator		2
2	1212958-1	X	-	-	-	-		Socket housing	Hylsisolator		2
3	1258183-1	X	-	-	-	-		Socket housing	Hylsisolator		2
4	1214948-0	X	-	-	-	-		Socket housing	Hylsisolator		2
5	1214500-9	X	-	-	-	-		Socket housing	Hylsisolator		2
6	1363680-8	X	-	-	-	-		Receptacle housing	Hylsisolator		3
								Heater	Värmare		
7	1307600-5	X	-	-	-	-		Socket housing	Hylsisolator		3
8	1234067-5	X	-	-	-	-		Socket housing	Hylsisolator		2
9	1234066-7	X	-	-	-	-		Socket housing	Hylsisolator		2
10	943685-8	X	-	-	-	-		Receptacle housing	Hylsisolator	2-POLE	2
	943687-4	X	-	-	-	-		Receptacle housing	Hylsisolator	4-POLE	2
11	963374-4	X	-	-	-	-		Socket housing	Hylsisolator		2
☆ 12	1243657-2	X	-	-	-	-		Housing	Isolator		2
13	949316-4	X	-	-	-	-		Socket housing	Hylsisolator		2
14	945782-1	X	-	-	-	-		Socket housing	Hylsisolator		2
15	948912-1	X	-	-	-	-		Housing	Isolator		2
								LAMBDA SOND	LAMBDA SOND		
16	1347807-8	X	-	-	-	-		Protecting casing	Skyddskåpa		2
								LAMBDA SOND	LAMBDA SOND		
17	1212865-8	X	-	-	-	-		Socket housing	Hylsisolator		2
18	1259389-3	X	-	-	-	-		Socket housing	Hylsisolator		2
19	1235001-3	X	-	-	-	-		Socket housing	Hylsisolator		2
20	1212894-8	X	-	-	-	-		Socket housing	Hylsisolator		2
21	1215464-7	X	-	-	-	-		Socket housing	Hylsisolator		2
22	1212899-7	X	-	-	-	-		Socket housing	Hylsisolator		2
								Starter switch	Startlås		
23	1234568-2	X	-	-	-	-		Cover	Lock		4
								Starter switch	Startlås		
24	1212888-0	X	-	-	-	-		Receptacle housing	Hylsisolator		3
25	1235274-6	X	-	-	-	-		Receptacle housing	Hylsisolator		2
26	1307035-4	X	-	-	-	-		Socket housing	Hylsisolator		2
☆ 27	958233-9	X	-	-	-	-		Socket housing	Hylsisolator		2
28	958297-4	X	-	-	-	-		Splice	Skarvhylsa		4
☆ 29	967340-1	X	-	-	-	-		Housing cover	Isolatorhölje	(946642), 2-POLE	4
☆	967337-7	X	-	-	-	-		Housing cover	Isolatorhölje	(949913), 3-POLE	4
☆	967336-9	X	-	-	-	-		Housing cover	Isolatorhölje	4-POLE	4
	967335	X	-	-	-	-	OP	Housing cover	Isolatorhölje	(966652), 5-POLE	4
☆	967334-4	X	-	-	-	-		Housing cover	Isolatorhölje	(949885), 6-POLE	4
☆	967333-6	X	-	-	-	-		Housing cover	Isolatorhölje	(949957), 7-POLE	4
30	947590-6	X	-	-	-	-		Housing cover	Isolatorhölje	6-POLE	2
	947594-8	X	-	-	-	-		Housing cover	Isolatorhölje	4+2-POLE	2
31	946366-2	X	-	-	-	-		Housing	Isolator		3
32	948911-3	X	-	-	-	-		Housing cover	Isolatorhölje		2
								LAMBDA SOND	LAMBDA SOND		

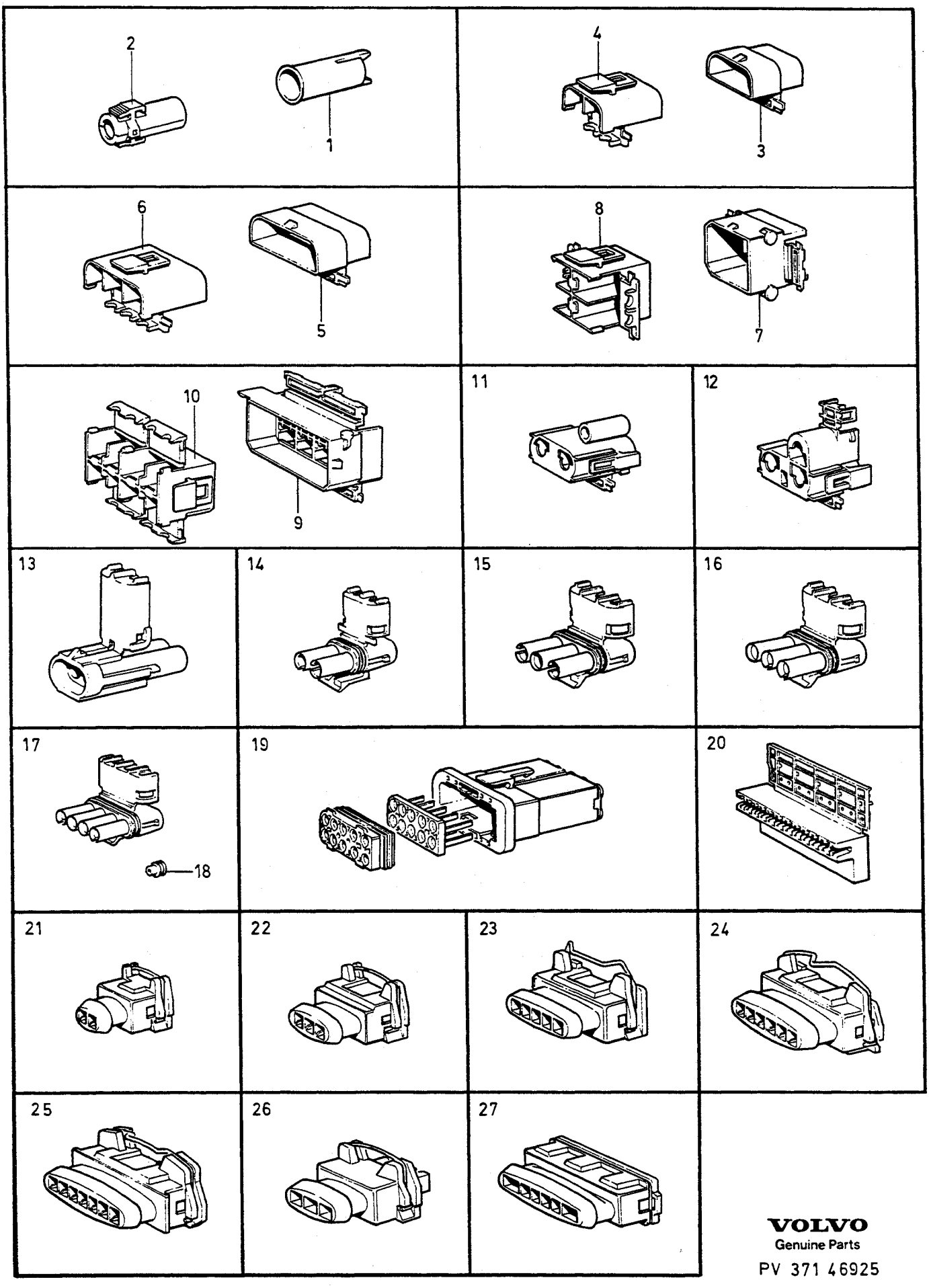

VOLVO
Genuine Parts
PV 371 46925

A
B
C
D
E

CONTACTS — KONTAKTDON

Group / Grupp 37

Page / Sida 517

Fig	Part No. / Artikel nr	Quantity /Antal A	B	C	D	E	PS	Description	Benämning	Notes / Anmärkning	SR
1	1308436-3	X	-	-	-	-		Pin housing	Stiftisolator		2
2	1307035-4	X	-	-	-	-		Socket housing	Hylsisolator		2
3	1307049-5	X	-	-	-	-		Pin housing	Stiftisolator	2-POLE	2
4	1307048-7	X	-	-	-	-		Socket housing	Hylsisolator	2-POLE	2
5	1259829-8	X	-	-	-	-		Pin housing	Stiftisolator	3-POLE	2
6	1259828-0	X	-	-	-	-		Socket housing	Hylsisolator	3-POLE	2
☆ 7	1259831-4	X	-	-	-	-		Pin housing	Stiftisolator	4-POLE	2
8	1259830-6	X	-	-	-	-		Socket housing	Hylsisolator	4-POLE	4
9	966813-8	X	-	-	-	-		Pin housing	Stiftisolator	8-POLE	2
10	966812-0	X	-	-	-	-		Socket housing	Hylsisolator	8-POLE	2
11	1308028-8	X	-	-	-	-		Socket housing	Hylsisolator	1+2-POLE	2
☆ 12	1362640-3	X	-	-	-	-		Receptacle housing	Hylsisolator	3-POLE	3
13	1363046-2	X	-	-	-	-		Housing	Isolator		3
14	1348668-3	X	-	-	-	-		Tab housing	Stiftisolator		3
15	1363045-4	X	-	-	-	-		Housing	Isolator		3
16	1347892-0	X	-	-	-	-		Tab housing	Stiftisolator		3
17	967693-3	X	-	-	-	-		Tab housing	Stiftisolator		3
☆ 18	967695-8	X	-	-	-	-		Seal	Tätning		3
19	1398082-6	X	-	-	-	-		Housing	Isolator		5
20	1307051-1	X	-	-	-	-		Insulator	Isolator	3-POLE	3
☆	967588-5	X	-	-	-	-		Insulator	Isolator	4-POLE	3
☆	1259826-4	X	-	-	-	-		Insulator	Isolator	7-POLE	3
	949543-3	X	-	-	-	-		Insulator	Isolator	8-POLE	2
☆	1307050-3	X	-	-	-	-		Insulator	Isolator	12-POLE	3
21	967712-1	X	-	-	-	-		Receptacle housing	Hylsisolator	2-POLE	3
22	967713-9	X	-	-	-	-		Receptacle housing	Hylsisolator	3-POLE	3
23	967714-7	X	-	-	-	-		Receptacle housing	Hylsisolator	5-POLE	3
24	967570-3	X	-	-	-	-		Receptacle housing	Hylsisolator	6-POLE	3
25	967715-4	X	-	-	-	-		Receptacle housing	Hylsisolator	7-POLE	3
26	1324582-4	X	-	-	-	-		Receptacle housing with steering	Hylsisolator med styrning	3-POLE	3
27	966664-5	X	-	-	-	-		Receptacle housing	Hylsisolator	4+2-POLE	3

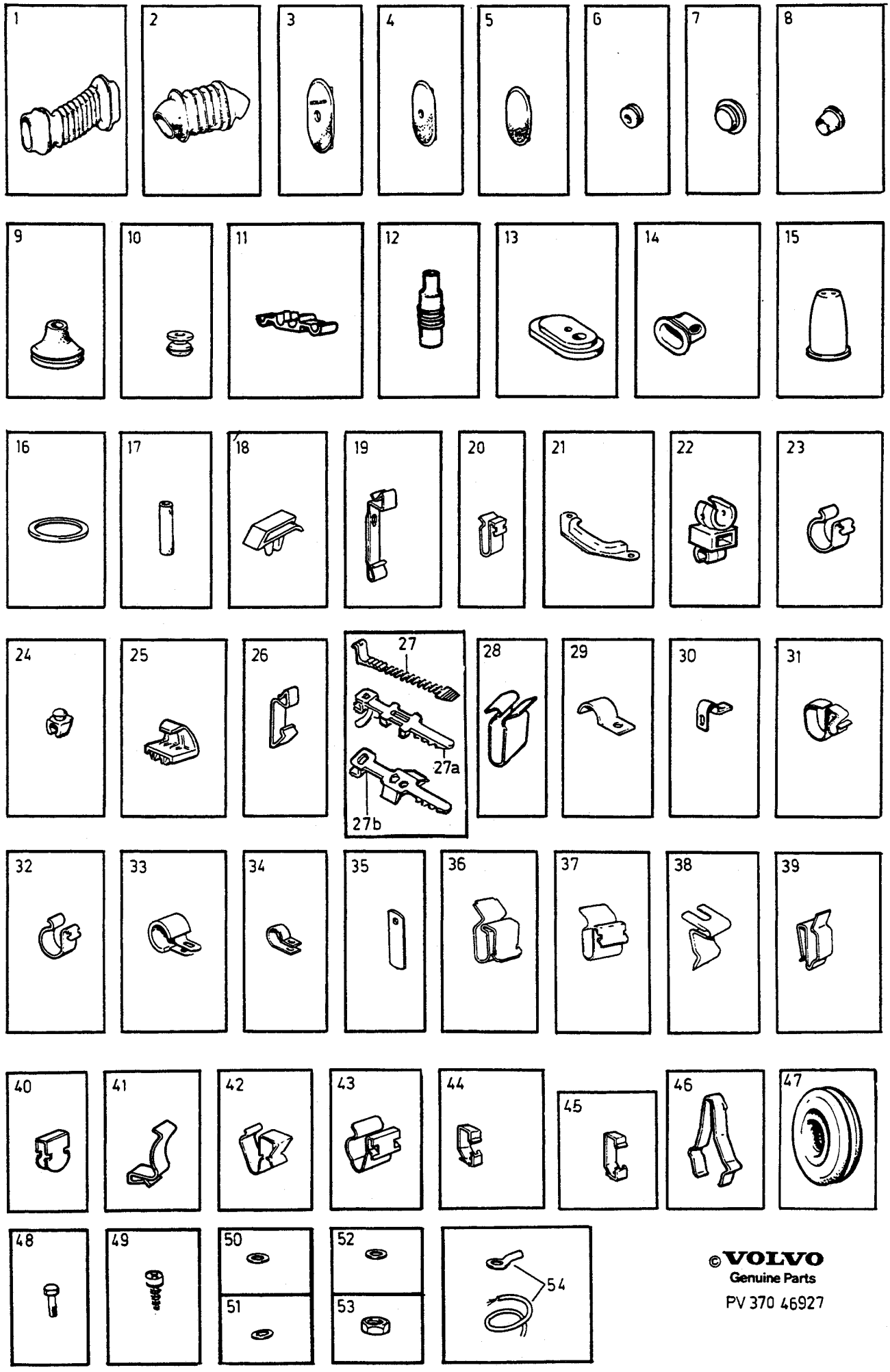

©VOLVO
Genuine Parts

PV 370 46927

A
B
C
D
E

RUBBER GROMMETS, HOLDERS, CLAMPS, SCREWS, WASHERS
GUMMIBUSSNINGAR, HÅLLARE, KLAMMOR, SKRUVAR, BRICKOR

Group / Grupp 37
Page / Sida 519

Fig	Part No. / Artikel nr	Quantity /Antal A	B	C	D	E	PS	Description	Benämning	Notes / Anmärkning	SR
1	1235627-5	2	-	-	-	-		Bellows Front door	Bälg Framdörr		3
2	1259482-6	2	-	-	-	-		Bellows Rear door	Bälg Bakdörr		3
3	1259485-9	2	-	-	-	-		Rubber plug Front door	Gummipropp Framdörr		2
4	1259484-2	2	-	-	-	-		Rubber plug A-pillar	Gummipropp A-stolpe		2
5	1259483-4	X	-	-	-	-		Rubber plug Rear door	Gummipropp Bakdörr		2
	1259483-4	X	-	-	-	-		Rubber plug B-pillar	Gummipropp B-stolpe		2
6	40136-4	X	-	-	-	-		Rubber bushing	Gummibussning	12x8,5mm	2
	320404-7	X	-	-	-	-		Plug	Plugg		4
	88273-8	X	-	-	-	-		Rubber bushing	Gummibussning		2
	1372215-2	X	-	-	-	-		Rubber bushing	Gummibussning	I.DIA 18x10mm	3
7	1211785-9	X	-	-	-	-		Plug	Plugg	I.DIA 9x9,5mm	2
	968540-5	X	-	-	-	-		Rubber plug	Gummipropp	O.DIA 20x10mm	2
8	346509-3	X	-	-	-	-		Plug	Plugg	I.DIA 12x11,5mm	1
9	1215315-1	X	-	-	-	-		Protecting bushing	Skyddsbussning	I.DIA 15x20mm	5
	1234702-7	X	-	-	-	-		Rubber bushing	Gummibussning	I.DIA 25x31mm	3
10	1234518-7	X	-	-	-	-		Rubber bushing	Gummibussning	I.DIA 19x20mm	4
11	944306-0	X	-	-	-	-		Clamp	Skarvklämma		2
☆ 12	967695-8	X	-	-	-	-		Seal	Tätning		3
13	1263274-1	X	-	-	-	-		Seal	Tätning		3
☆ 14	1307164-2	X	-	-	-	-		Rubber bushing	Gummibussning	(1215505)	3
15	1235463-5	X	-	-	-	-		Rubber bushing	Gummibussning		2
16	1362031-5	X	-	-	-	-		Sealing ring	Tätningsring	I.DIA 10x33mm	3
17	948443-7	X	-	-	-	-		Hose	Slang	I.DIA 12mm	2
	948444-5	X	-	-	-	-		Protecting sleeve	Skyddshylsa	I.DIA 8,5mm	2
	1219815-6	X	-	-	-	-		Protecting hose	Skyddsslang		3
	1398379-6	X	-	-	-	-		Shrink hose	Krympslang	O.DIA 19,1x100mm	2
18	947661-5	X	-	-	-	-		Retainer	Hållare		4
19	1259478-4	X	-	-	-	-		Retainer	Hållare		4
20	946251-6	X	-	-	-	-		Retainer	Hållare		4
21	1263275-8	X	-	-	-	-		Retaining clip	Hållare		4
☆ 22	947687-0	X	-	-	-	-		Retainer	Hållare		2
23	192230-1	X	-	-	-	-		Clamp	Klamma	I.DIA 17,5mm	2
☆	1348003-3	X	-	-	-	-		Clamp	Klamma	I.DIA 15mm	3
☆	942621-4	X	-	-	-	-		Clamp	Klamma	I.DIA 25,4mm	2
24	1306511-5	X	-	-	-	-		Retainer	Hållare		2
25	1370396-2	X	-	-	-	-		Clip	Clips		3
26	1234966-8	X	-	-	-	-		Retainer	Hållare		4
27	949668-8	X	-	-	-	-		Strip clamp	Bandklamma	LG 375mm	2
	948702-6	X	-	-	-	-		Strip clamp	Bandklamma	LG 100mm	6
☆	1347569-4	X	-	-	-	-		Strip clamp	Bandklamma	LG 112mm	3
☆	1308749-9	X	-	-	-	-		Strip clamp	Bandklamma	LG 206mm	2
	966720-5	X	-	-	-	-		Strip clamp	Bandklamma	LG 208mm	2
	948211-8	X	-	-	-	-		Strip clamp	Bandklamma	LG 280mm	2
	949902-1	X	-	-	-	-		Strip clamp	Bandklamma	LG 700mm	4
☆ 27a	969019-9	X	-	-	-	-		Strip clamp	Bandklamma	(968333), LG 200mm	2
☆ 27b	969221-1	X	-	-	-	-		Strip clamp	Bandklamma	(968334), LG 165mm	2
☆ 28	1323636-9	X	-	-	-	-		Clip	Clips		2
29	951189-0	X	-	-	-	-		Clamp	Klamma	I.DIA 8,0mm	2
30	948394-2	X	-	-	-	-		Clamp	Klamma	I.DIA 20,0mm	2
31	682101-1	X	-	-	-	-		Clamp	Klamma	I.DIA 17,0mm	3
32	192230-1	X	-	-	-	-		Clamp	Klamma	I.DIA 17,5mm	2
33	952624-5	X	-	-	-	-		Clamp	Klamma	I.DIA 7,9mm	2
	952625-2	X	-	-	-	-		Clamp	Klamma	I.DIA 9,5mm	2
	952626-0	X	-	-	-	-		Clamp	Klamma	I.DIA 11,1mm	2
	269729-0	X	-	-	-	-		Clamp	Klamma		2
	945611-2	X	-	-	-	-		Clamp	Klamma	I.DIA 9,5mm	2



©VOLVO
Genuine Parts

PV 370 46927

A
B
C
D
E

RUBBER GROMMETS, HOLDERS, CLAMPS, SCREWS, WASHERS
GUMMIBUSSNINGAR, HÅLLARE, KLAMMOR, SKRUVAR, BRICKOR

Group / Grupp 37
Page / Sida 521

Fig	Part No. / Artikel nr	Quantity / Antal A	B	C	D	E	PS	Description	Benämning	Notes / Anmärkning	SR
	952627-8	X	-	-	-	-		Clamp	Klamma	I.DIA 12,7mm	2
	952628-6	X	-	-	-	-		Clamp	Klamma	I.DIA 14,3mm	2
	952629-4	X	-	-	-	-		Clamp	Klamma	I.DIA 15,9mm	2
	1258366	X	-	-	-	-	OP	Clamp	Klamma	O.DIA 24mm,I.DIA 15,9mm	2
	1258957	X	-	-	-	-	OP	Clamp	Klamma	I.DIA 15,9mm	2
	952630-2	X	-	-	-	-		Clamp	Klamma	I.DIA 17,5mm	2
	952633-6	X	-	-	-	-		Clamp	Klamma	I.DIA 22,0mm	2
	952637-7	X	-	-	-	-		Clamp	Klamma	I.DIA 30,0mm	2
34	947829-8	X	-	-	-	-		Clamp	Klamma	I.DIA 30,0mm	2
35	948524-4	X	-	-	-	-		Clamp	Klamma	LG 140mm, THK 0,6mm	2
36	943797-1	X	-	-	-	-		Clamp	Klamma		2
37	192248-3	X	-	-	-	-		Clamp	Klamma		2
	943220-4	X	-	-	-	-		Clip	Clips		3
	1363147-8	X	-	-	-	-		Clamp	Klamma		2
38	677478-0	X	-	-	-	-		Clip	Clips		3
39	943811-0	X	-	-	-	-		Retainer	Hållare		3
40	1313440-8	X	-	-	-	-		Clip	Clips		5
41	1235267-0	X	-	-	-	-		Clip	Clips		2
42	1212854-2	X	-	-	-	-		Clip	Clips		2
43	1259710-0	X	-	-	-	-		Clip	Clips		2
44	*1234531*	X	-	-	-	-	OP	Clamp	Klamma		2
45	1234532-8	X	-	-	-	-		Clamp	Klamma		2
☆ 46	1363190-8	X	-	-	-	-		Brace	Bygel		6
☆ 47	1347889-6	X	-	-	-	-		Grommet	Genomföring	I.DIA 7,6mm	3
	961970-1	X	-	-	-	-		Rubber bushing	Gummibussning	I.DIA 32mm	2
	1320163-7	X	-	-	-	-		Plug	Plugg	I.DIA 30mm	2
	1320164-5	X	-	-	-	-		Plug	Plugg	I.DIA 40mm	2
48	944926-5	X	-	-	-	-		Flange screw	Flänsskruv	M8x14mm	2
	940148-0	X	-	-	-	-		Screw	Skruv	M10x16mm	2
	948746-3	X	-	-	-	-		Flange screw	Flänsskruv	M6x16mm	2
	946471-0	X	-	-	-	-		Flange screw	Flänsskruv	M10x16mm	2
	955271-2	X	-	-	-	-		Screw	Skruv	M6x16mm	2
	955275-3	X	-	-	-	-		Screw	Skruv	M6x30mm	2
	960862-1	X	-	-	-	-		Screw	Skruv	4,8x9,5mm	2
	967552-1	X	-	-	-	-		Flange screw	Flänsskruv	M6x12mm	1
49	955125-0	X	-	-	-	-		Screw	Skruv	4,2x8mm	2
	955126-8	X	-	-	-	-		Screw	Skruv	4,2x9,5mm	2
☆	969473-8	X	-	-	-	-		Screw	Skruv	(955137) 4,8x9,5mm	2
☆	969278-1	X	-	-	-	-		Screw	Skruv	(955138) 4,8x13mm	2
	947493-3	X	-	-	-	-		Screw	Skruv	4,8x16mm	2
	956076-4	X	-	-	-	-		Screw	Skruv	M5x12mm	2
	946452-0	X	-	-	-	-		Screw	Skruv	4,8x19mm	2
										REPL 1 PCS 969476-1, 1 PCS 192287-1	
	958236-2	X	-	-	-	-		Screw	Skruv	5,5x13mm	2
☆	969487-8	X	-	-	-	-		Screw "Torx"	Skruv "Torx"	(958244)	2
	945970-2	X	-	-	-	-		Screw	Skruv	6,3x13mm	2
	955243-1	X	-	-	-	-		Screw	Skruv	m5x10mm	2
50	941905-2	X	-	-	-	-		Spring washer	Fjäderbricka	I.DIA 5mm, O.DIA 11mm	2
	942336-9	X	-	-	-	-		Spring washer	Fjäderbricka	I.DIA 10mm, O.DIA18mm	2
	955945-1	X	-	-	-	-		Lock washer	Låsbricka	I.DIA 4mm, O.DIA 8mm	2
51	955946-9	X	-	-	-	-		Lock washer	Låsbricka	I.DIA 5mm, O.DIA 9mm	2
	955948-5	X	-	-	-	-		Lock washer	Låsbricka	I.DIA 6mm, O.DIA 11mm	2
52	955892-5	X	-	-	-	-		Washer	Bricka	I.DIA 6mm, O.DIA 12mm	2
	955894-1	X	-	-	-	-		Washer	Bricka	I.DIA 8,4mm,O.DIA 16mm	2
	960140-2	X	-	-	-	-		Washer	Bricka	(960139)	2
	940090-4	X	-	-	-	-		Washer	Bricka		2
53	955781-0	X	-	-	-	-		Nut	Mutter	M6x5mm	2
	965483-1	X	-	-	-	-		Flange nut	Flänsmutter	M5x5mm	2
	968760-9	1	-	-	-	-		Nut	Mutter	M5x6,2mm	1
								DSL alternator-earth	DSL generator-jord		



© VOLVO
Genuine Parts

PV 370 46927

A B C D E

RUBBER GROMMETS, HOLDERS, CLAMPS, SCREWS, WASHERS — GUMMIBUSSNINGAR, HÅLLARE, KLAMMOR, SKRUVAR, BRICKOR

Group Grupp 37

Page Sida 523

Fig	Part No. Artikel nr	Quantity /Antal A	B	C	D	E	PS	Description	Benämning	Notes Anmärkning	SR
54		-	-	-	-	-		Cables, cable terminals and sleeves	Ledningar, lednings- skor, hylsor	SEE 37 • 507	

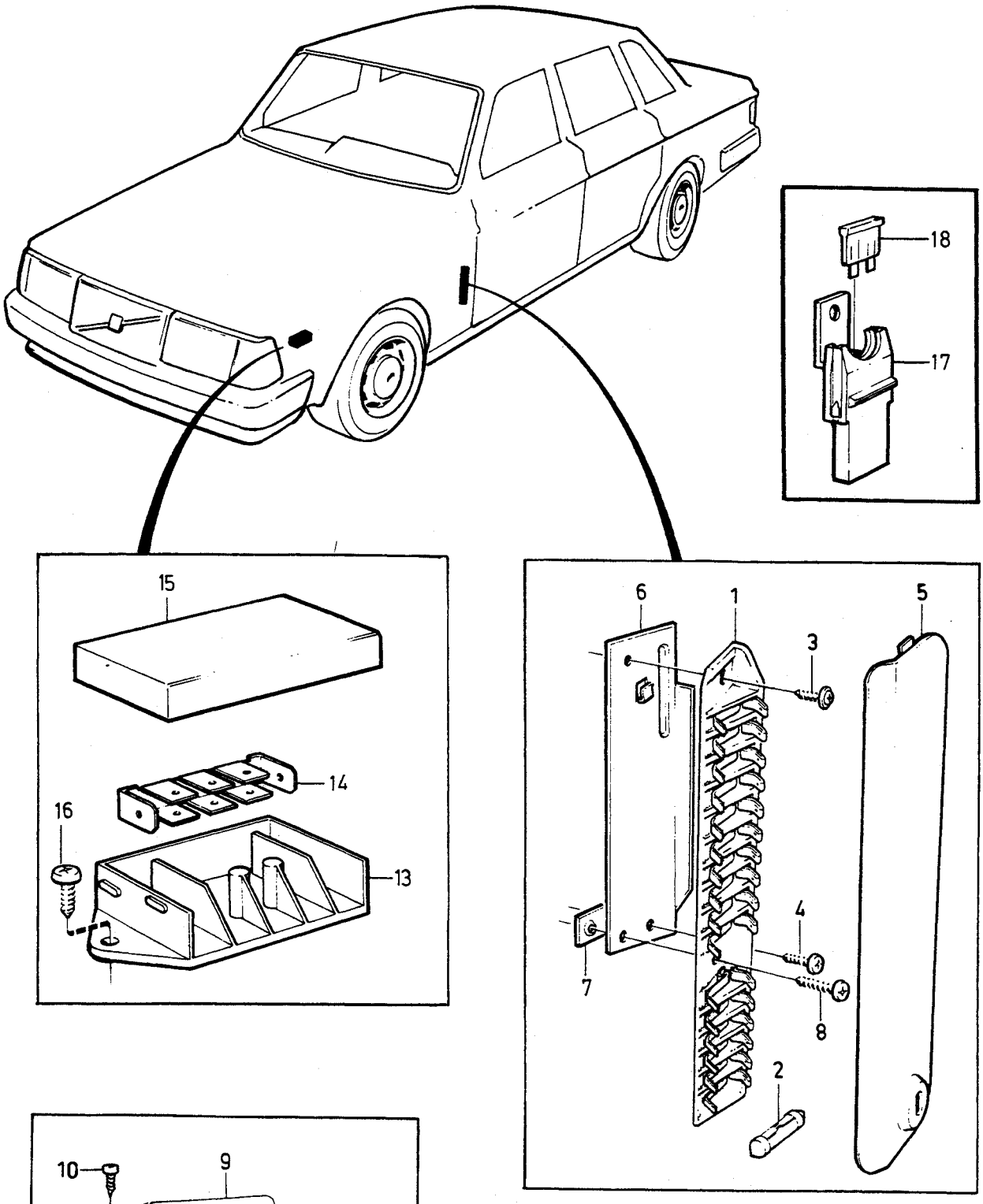

©VOLVO
Genuine Parts
PV 370 42715
(104:3)

A
B
C
D
E

ELEC. DISTRIBUTION CENTRE, FUSEBOX AND FUSES

ELCENTRAL, SÄKRINGSDOSA OCH SÄKRINGAR

Group
Grupp
37

Page
Sida
525

Fig	Part No. Artikel nr	Quantity /Antal A	B	C	D	E	PS	Description	Benämning	Notes Anmärkning	SR
☆ 1	3515987-0	1	-	-	-	-		Fuse box	Säkringsdosa	(1347767)	3
2	273598-3	1	-	-	-	-		Fuse kit	Säkringsats		1
	942545-5	2	-	-	-	-		•Fuse	•Säkring	5A	1
	11433-0	4	-	-	-	-		•Fuse	•Säkring	8A	1
	942785-7	1	-	-	-	-		•Fuse	•Säkring	16A	1
	943905-0	1	-	-	-	-		•Fuse	•Säkring	25A	1
☆	11434-8	2	-	-	-	-		•Fuse	•Säkring	25A	1
3	965394-0	1	-	-	-	-		Screw	Skruv		2
4	955129-2	1	-	-	-	-		Screw	Skruv		2
5		1	-	-	-	-		Cover	Lock	SEE 85•1113	
6	1304368-2	1	-	-	-	-		Anchorage	Fäste		2
7	1304398-9	1	-	-	-	-		Clip	Clips		2
8	955131-8	1	-	-	-	-		Screw	Skruv		2
9	1235419-7	1	-	-	-	-		Fuse box main and dipped beams	Säkringsdosa hel och halvljus	(I). -1985	4
10	955123-5	2	-	-	-	-		Screw	Skruv	(I). -1985	2
11	1258953-7	1	-	-	-	-		Bracket	Konsol	(I). -1985	3
12	965354-4	1	-	-	-	-		Screw	Skruv	(I). -1985	2
13	1234048-5	1	-	-	-	-		Junction box Lower section	Kopplingsdosa Underdel		3
14	1234263-0	1	-	-	-	-		Terminal	Anslutningsstift		3
15	1234264-8	1	-	-	-	-		Cover	Lock		3
16	955127-6	2	-	-	-	-		Screw	Skruv		2
17	1323312-7	1	-	-	-	-		Fuse holder	Säkringshållare		3
☆ 18	969163-5	1	-	-	-	-		Blade fuse	Bladsäkring	(966330) 25A	1
19	966334-5	1	-	-	-	-		Fuse holder	Säkringshållare	4DRS CH 200094-215299. 5DRS CH 705540-718699.	4

A
B
C
D
E

SUB GROUP
INSTRUMENTATION

UNDERGRUPP
INSTRUMENTERING

Group
Grupp
38

Page
Sida
527

Fig	Part No. Artikel nr	Quantity /Antal A	B	C	D	E	P S	Description	Benämning	Notes Anmärkning	S R
		-	-	-	-	-		Instrumentation	Instrumentering	SEE **38**•529	
		-	-	-	-	-		Combi-instrument ..... -1985	Kombiinstrument ..... -1985	SEE **38**•533	
		-	-	-	-	-		Combi-instrument 1986-	Kombiinstrument 1986-	SEE **38**•537	
		-	-	-	-	-		Tank sender	Tankarmatur	SEE **38**•539	
		-	-	-	-	-		Distance counter	Kilometerräknare	SEE **38**•541	
		-	-	-	-	-		Clock	Klocka	1) SEE **38**•543	
		-	-	-	-	-		Notes	Anmärkning	2)	

1) Combination instrument with tachometer. / Kombiinstrument med varvräknare.
2) Engines B17A, B19ET, B21ET, B21FT and related parts are not listed in this catalogue. For the subject engines, please refer to the 240-260 SERIES 1979-1984 catalogue. / Motorer B17A,B19ET,B21ET,B21FT och tillhörande detaljer redovisas ej i denna katalog. Vid behov hänvisas till reservdelskatalog 240-260 SERIES 1979-1984.

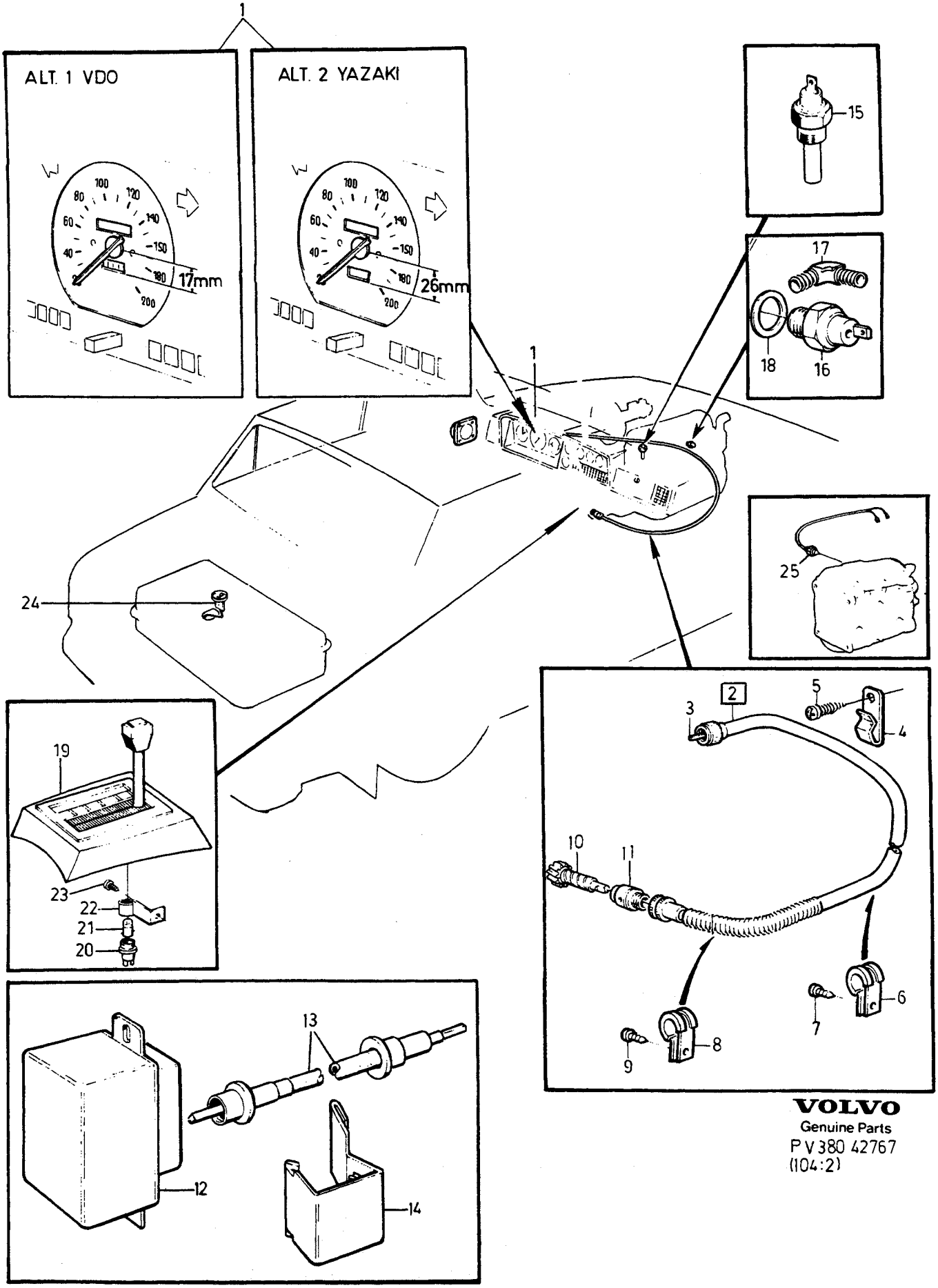

VOLVO
Genuine Parts
PV 380 42767
(104:2)

A	4CYL, DSL L.H.D
B	4CYL, DSL R.H.D
C	6CYL L.H.D
D	6CYL R.H.D
E	

INSTRUMENTATION — INSTRUMENTERING

Group / Grupp: 38

Page / Sida: 529

Fig	Part No. / Artikel nr	Quantity / Antal A	B	C	D	E	PS	Description	Benämning	Notes / Anmärkning	SR
1		-	-	-	-	-		Combined instrument	Kombinationsinstrument	SEE **38**-533	
2		-	-	-	-	-		Speedometer cable	Hastighetsmätarwire	VDO	
	1215548-7	1	-	-	-	-		Speedometer cable ..... without marking	Hastighetsmätarwire ..... utan märkning	M45 1)	1
	1215546-1	1	-	-	-	-		Speedometer cable ..... white marking	Hastighetsmätarwire ..... vit märkning	-1985 M46, EXC DSL (S).	1
	1235804-0	1	-	-	-	-		Speedometer cable ..... " VDO-22 "	Hastighetsmätarwire ..... " VDO-22 "	M47 DSL 2)	1
	1235805-7	1	-	-	-	-		Speedometer cable ..... " VDO-23 "	Hastighetsmätarwire ..... " VDO-23 "	M46 DSL 2)	1
	1234490-9	1	-	-	-	-		Speedometer cable ..... red marking	Hastighetsmätarwire ..... röd märkning	M47,BW55,AW70/71 -1985, EXC DSL (S).	1
	1235803-2	1	-	-	-	-		Speedometer cable ..... " VDO-21 "	Hastighetsmätarwire ..... " VDO-21 "	-1985, BW55 DSL (S).	1
	1234256-4	-	1	-	-	-		Speedometer cable blue marking	Hastighetsmätarwire blå märkning	-1985, M45.	1
	1234254-9	-	1	-	-	-		Speedometer cable green marking	Hastighetsmätarwire grön märkning	-1985, M46.	1
	1234255-6	-	1	-	-	-		Speedometer cable yellow marking	Hastighetsmätarwire gul märkning	-1985, M47,AW70/71.	1
	1234254-9	-	-	1	-	-		Speedometer cable green marking	Hastighetsmätarwire grön märkning	-1985, BW55.	1
	1234255-6	-	-	-	1	-		Speedometer cable yellow marking	Hastighetsmätarwire gul märkning	-1985, M46.	1
	1214496-0	-	-	-	1	-		Speedometer cable brown marking	Hastighetsmätarwire brun märkning	-1985, BW55.	1
		-	-	-	-	-		Speedometer cable	Hastighetsmätarwire	YASAKI	
	1215561-0	1	-	-	-	-		Speedometer cable without marking	Hastighetsmätarwire utan märkning	-1985, M45 (S),(SF).	1
	1215563-6	1	-	-	-	-		Speedometer cable red marking	Hastighetsmätarwire röd märkning	-1985, M45 (SA).	1
	1215563-6	1	-	-	-	-		Speedometer cable red marking	Hastighetsmätarwire röd märkning	-1985, M47,AW70/71.	1
	1258620-2	-	1	-	-	-		Speedometer cable red-brown marking	Hastighetsmätarwire rödbrun märkning	-1985, M45.	1
	1234596-3	-	1	-	-	-		Speedometer cable red-yellow marking	Hastighetsmätarwire rödgul märkning	-1985, M47,AW71.	1
	1215563-6	-	-	1	-	-		Speedometer cable red marking	Hastighetsmätarwire röd märkning	-1985, BW55.	1
3		1	1	1	1	-	NS	•Cable	•Drivlina		
4	1233372-0	1	1	1	1	-		Clamp	Klamma		2
☆ 5	969487-8	1	1	1	1	-		Screw "Torx"	Skruv "Torx"	(958244)	2
6	952624-5	X	X	X	X	-		Clamp	Klamma		2
	952626-0	X	X	X	X	-		Clamp	Klamma		2
☆ 7	969487-8	X	X	X	X	-		Screw "Torx"	Skruv "Torx"	(958244)	2
8	952626-0	X	X	X	X	-		Clamp	Klamma		2
	952629-4	X	X	X	X	-		Clamp	Klamma		2
9	965354-4	X	X	X	X	-		Screw	Skruv		2
10		-	-	-	-	-		Speedometer gear	Hastighetsmätardrev	SEE **43**-573	
11		-	-	-	-	-		Bearing sleeve	Lagerhylsa	SEE **43**-573	
12	1308308-4	1	1	-	-	-		Egr-unit	Egr-don	-1985	3
13	1308309-2	1	1	-	-	-		Speedometer cable	Hastighetsmätarwire	-1985	3
14	1215748-3	1	1	-	-	-		Retaining clip	Hållare		3
15	460191-0	1	1	-	-	-		Temperature sensor	Temperaturgivare	4CYL	2

1) Without kilometer counter / Utan kilometerräknare
2) With kilometer counter / Med kilometerräknare

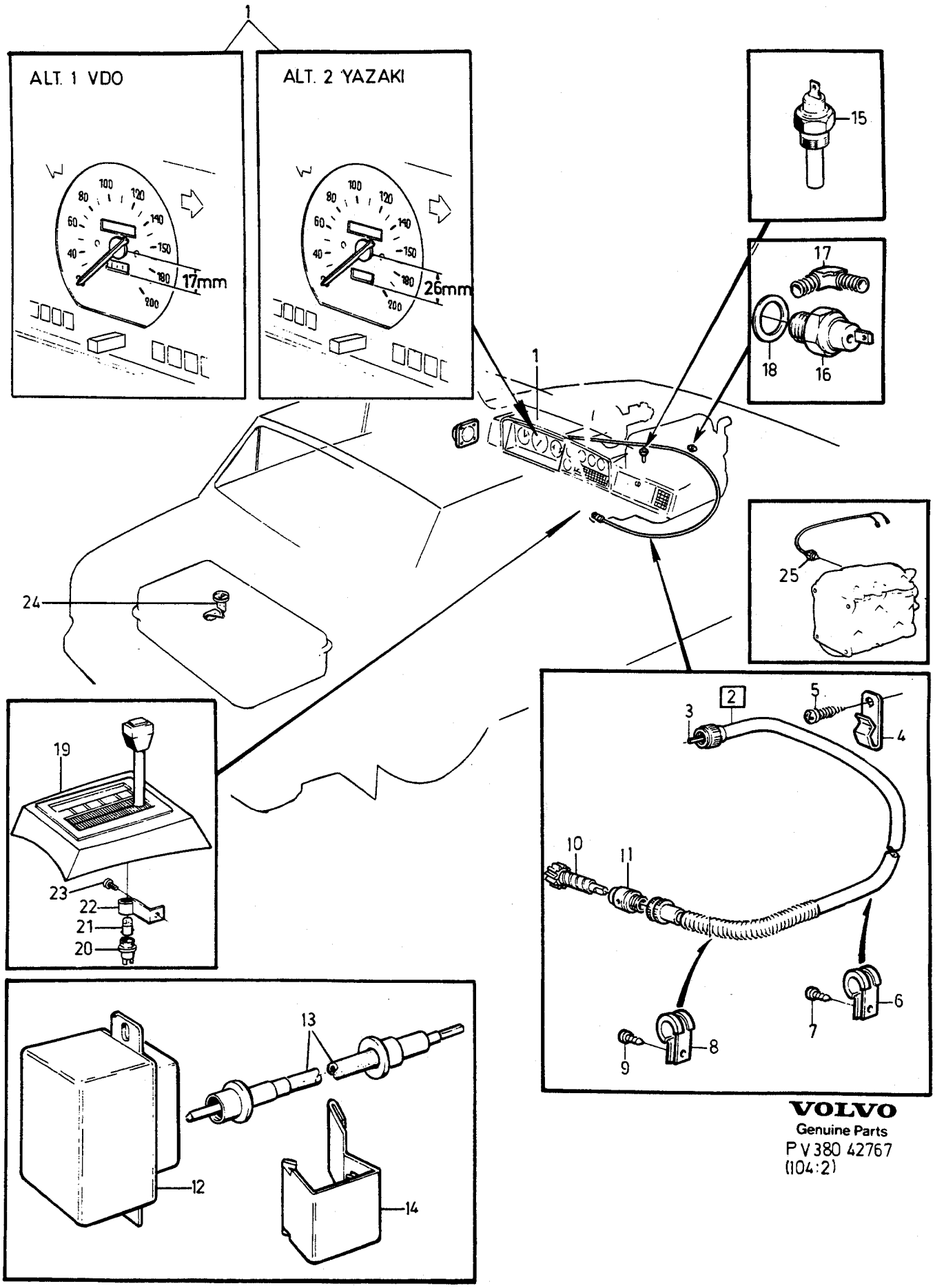

VOLVO
Genuine Parts
PV 380 42767
(104:2)

A	4CYL, DSL L.H.D
B	4CYL, DSL R.H.D
C	6CYL L.H.D
D	6CYL R.H.D
E	

INSTRUMENTATION — INSTRUMENTERING

Group / Grupp 38

Page / Sida 531

Fig	Part No. / Artikel nr	Quantity / Antal A	B	C	D	E	PS	Description	Benämning	Notes / Anmärkning	SR
☆	3517501-7	2	2	-	-	-		Temperature sensor	Temperaturgivare	DSL	2
	1328397-3	1	1	-	-	-		Temperature sensor front	Temperaturgivare främre	3) DSL	2
	269085-7	-	-	1	1	-		Temperature sensor	Temperaturgivare		2
16	1606877-7	1	1	-	-	-		Oil pressure sensor	Oljetrycksgivare	B17A,B19ET,B21ET (1324750)	2
	1347003-4	1	1	-	-	-		Oil pressure sensor	Oljetrycksgivare	B200,B230	2
	1257137-8	1	1	-	-	-		Oil pressure sensor	Oljetrycksgivare	DSL	2
	1218190-5	-	-	1	1	-		Oil pressure sensor	Oljetrycksgivare		2
	1323797-9	1	1	-	-	-		Oil pressure sensor	Oljetrycksgivare		5
17	809109-2	1	1	-	-	-		Elbow nipple	Vinkelnippel	B21FT	6
18	11998-2	-	-	1	1	-		Gasket	Packning		1
19		1	1	1	1	-		Cover	Kåpa	AUTO.TRANS SEE **43**-729	
☆ 20	3523143-0	1	1	1	1	-		Bulb socket	Lamphållare		2
21	942327-8	1	1	1	1	-		Bulb	Glödlampa	1,2W	1
22	381722-8	1	1	1	1	-		Bracket	Konsol		4
23	950007-5	1	1	1	1	-		Screw	Skruv		2
24		-	-	-	-	-		Combined tank unit	Tankarmatur	SEE **38**-539	
25		-	-	-	-	-		Switch	Strömställare	MAN.TRANS	
								Reverse lamp	Backlampa	SEE **43**-571	
		-	-	-	-	-		Decal fuel	Dekal bränsle	SEE **89**-1243	

3) Service alternative. / Service-alternativ.

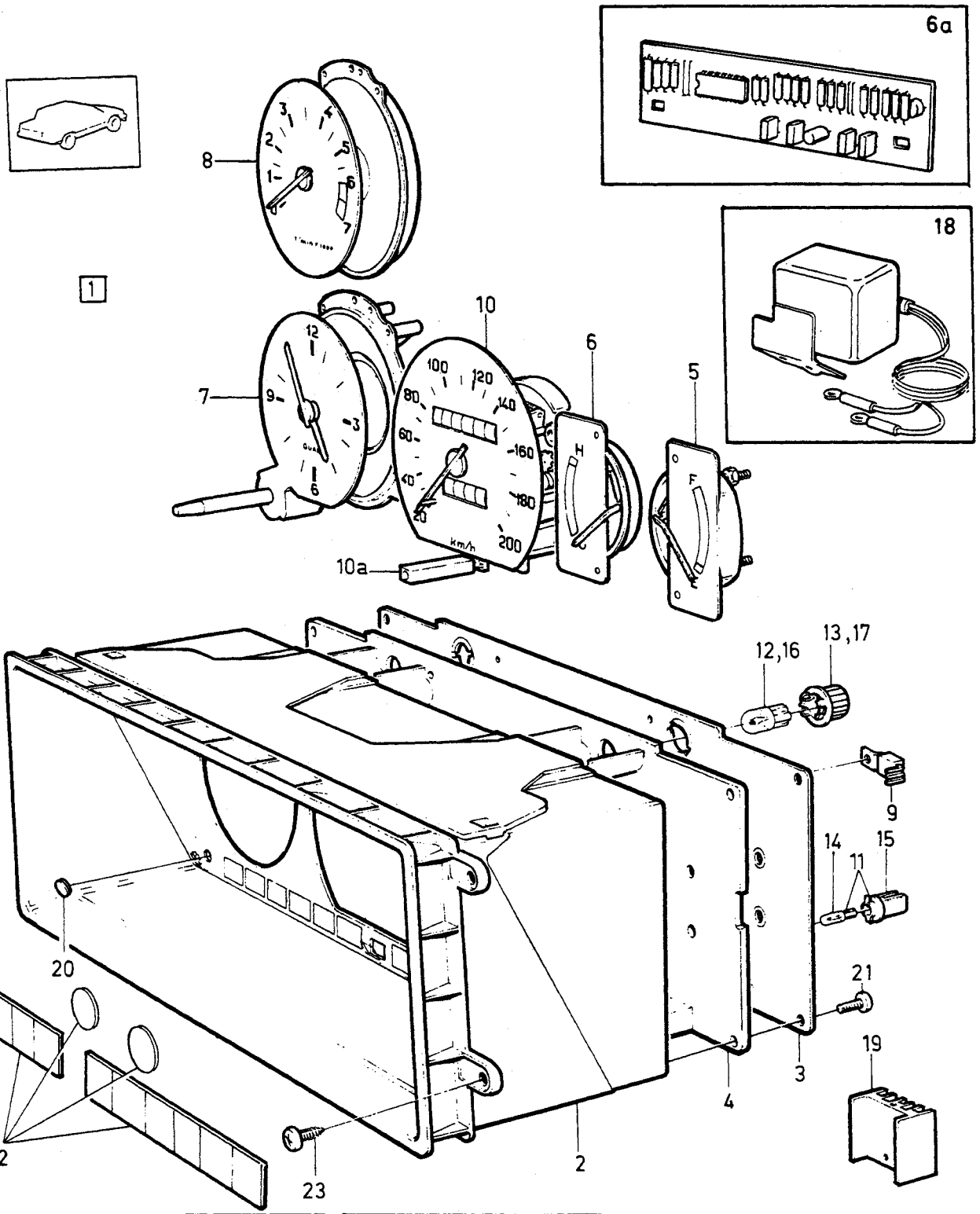

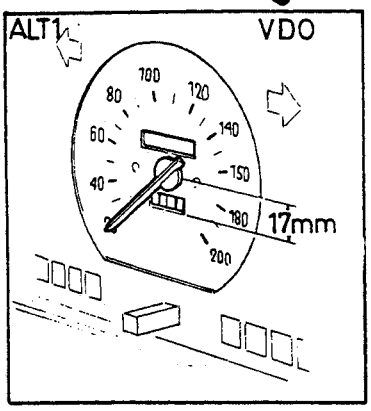

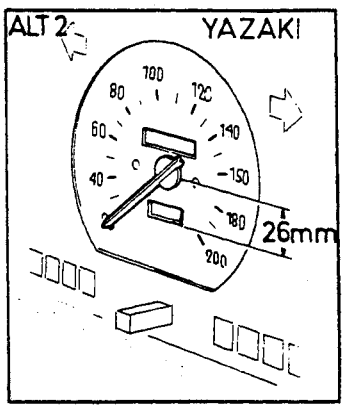

VOLVO
Genuine Parts
PV 380 44046

A	VDO
B	YAZAKI
C	
D	
E	

COMBI-INSTRUMENT — KOMBIINSTRUMENT

-1985

Group / Grupp 38

Page / Sida 533

Fig	Part No. / Artikel nr	Quantity /Antal A	B	C	D	E	PS	Description	Benämning	Notes / Anmärkning	SR
1		1	-	-	-	-	NS	Combined instrument	Kombinationsinstrument		
		-	1	-	-	-	NS	Combined instrument	Kombinationsinstrument		
2	1259751-4	1	-	-	-	-		•Housing complete	•Hus komplett		4
	1348561-0	-	1	-	-	-		•Housing complete	•Hus komplett		4
3	1348659-2	1	-	-	-	-		•Wiring plate	•Ledningsplatta	EXC TURBO	3
	1348921-6	1	-	-	-	-		•Wiring plate	•Ledningsplatta	TURBO	3
	1348564-4	-	1	-	-	-		•Wiring plate	•Ledningsplatta		3
	1363474-6	1	-	-	-	-		•Wiring plate	•Ledningsplatta	1) EUROPE DSL	3
4	1363389-6	1	-	-	-	-		•Base plate	•Bottenplatta	(1308556)	3
	1363389-6	1	-	-	-	-		•Base plate	•Bottenplatta	1) EUROPE DSL	3
	1323883-7	-	1	-	-	-		•Base plate	•Bottenplatta		3
5	1348027-2	1	-	-	-	-		•Fuel gauge	•Bränslemätare		2
	1348563-6	-	1	-	-	-		•Fuel gauge	•Bränslemätare		2
6	1348028-0	1	-	-	-	-		•Temperature gauge	•Temperaturmätare		2
	1348562-8	-	1	-	-	-		•Temperature gauge	•Temperaturmätare		2
	1362986-0	1	-	-	-	-		•Temperature gauge	•Temperaturmätare	1) EUROPE DSL	2
6a	1398945-4	1	-	-	-	-		•Temperature compensator ...	•Temperaturkompensator	1) EUROPE DSL	3
7	1259766-2	1	-	-	-	-		•Clock	•Klocka		3
	1259946-0	-	1	-	-	-		•Clock	•Klocka		3
		-	-	-	-	-		Clock	Klocka	2)	
								SEE 38•543	SEE 38•543		
8	1362537-1	1	-	-	-	-		•Tachometer	•Varvräknare	(1259767) 4CYL	3
	1259768-8	1	-	-	-	-		•Tachometer	•Varvräknare	6CYL	3
	1259947-8	-	1	-	-	-		•Tachometer	•Varvräknare	4CYL	6
	1259948-6	-	1	-	-	-		•Tachometer	•Varvräknare	6CYL	3
9	1259755-5	1	1	-	-	-		•Voltage stabilizer	•Spänningsstabilisator		3
10	1259756-3	1	-	-	-	-		•Speedometer road revs 0,585	•Hastighetsmätare vägvarvtal . 0,585	20-200 km/h	3
	1259757-1	1	-	-	-	-		•Speedometer road revs 0,605	•Hastighetsmätare vägvarvtal . 0,605	20-200 km/h	3
	1307774-8	1	-	-	-	-		•Speedometer road revs 0,605	•Hastighetsmätare vägvarvtal . 0,605	20-220 km/h	3
	1259759-7	1	-	-	-	-		•Speedometer road revs 0,700	•Hastighetsmätare vägvarvtal . 0,700	20-200 km/h	3
	1259760-5	1	-	-	-	-		•Speedometer road revs 0,960	•Hastighetsmätare vägvarvtal . 0,960	20-120 MPH, (GB).	3
	1259761-3	1	-	-	-	-		•Speedometer road revs 0,980	•Hastighetsmätare vägvarvtal . 0,980	20-120 MPH, (GB).	3
	1348259-1	-	1	-	-	-		•Speedometer road revs 0,585	•Hastighetsmätare vägvarvtal . 0,585	20-200km/h (SA)	3
	1259937-9	-	1	-	-	-		•Speedometer road revs 0,605	•Hastighetsmätare vägvarvtal . 0,605	20-200 km/h	3
	1348258-3	-	1	-	-	-		•Speedometer road revs 0,605	•Hastighetsmätare vägvarvtal . 0,605	20-200km/h (SA)	3
10a	1384775-1	1	-	-	-	-		••Button	••Knapp		3
11	966326-1	13	-	-	-	-		•Bulb	•Glödlampa		1
								Bulb socket	Lamphållare		
12	942571-1	2	-	-	-	-		•Bulb	•Glödlampa	3W	1
13	1362790-6	2	-	-	-	-		•Bulb socket	•Lamphållare	(1259770)	2
14	942327-8	-	11	-	-	-		•Bulb	•Glödlampa	1,2W	1
15	1308634-3	-	12	-	-	-		•Bulb socket	•Lamphållare		2
16	942571-1	-	3	-	-	-		•Bulb	•Glödlampa	(1259950), 3W	1
17	1347526-4	-	2	-	-	-		•Bulb socket	•Lamphållare	(1214665), 3,4W.	2
18	1308637-6	-	1	-	-	-		•Speed warning device	•Hastighetsvarnare		3
19	1259944-5	-	1	-	-	-		•Cooling fin	•Kylfläns		3
20	1308558-4	1	-	-	-	-		•Plug	•Propp		3
	1308636-8	-	1	-	-	-		•Plug	•Propp		3

1) 244 CH 143305-145709, 245 CH 658195-660379.
2) Combination instrument with tachometer. / Kombiinstrument med varvräknare.

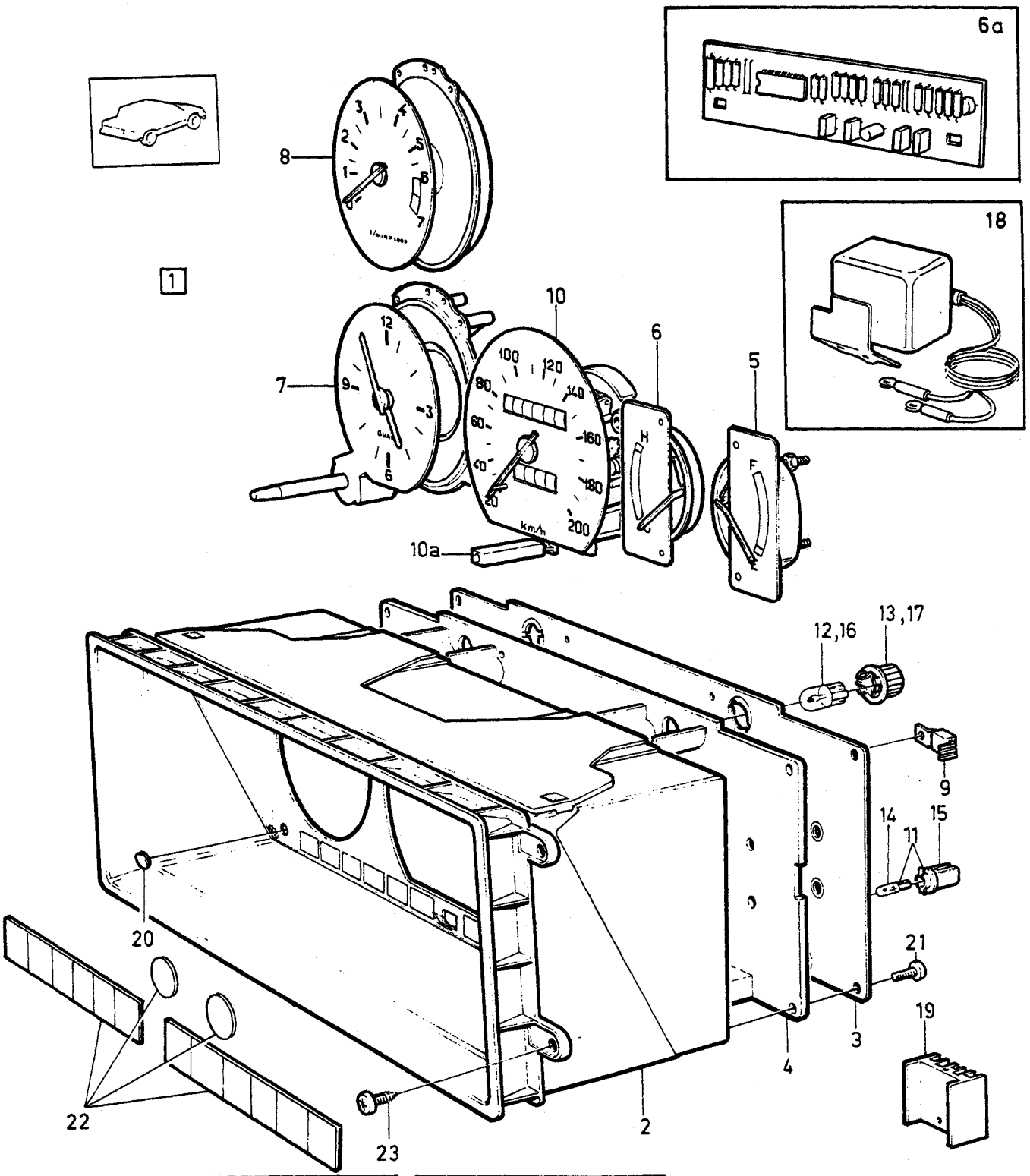

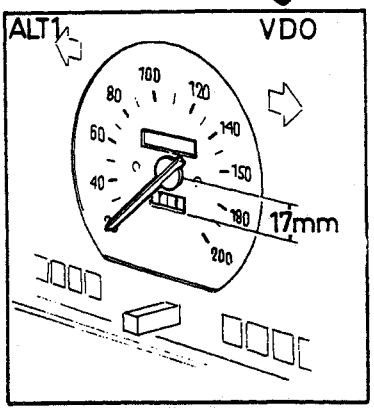

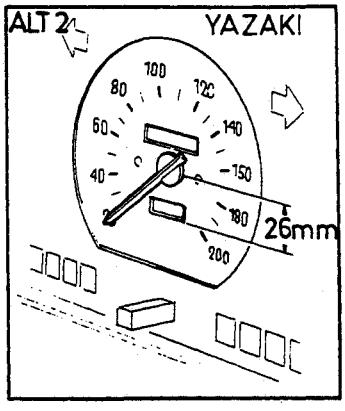

VOLVO
Genuine Parts
PV 380 44046

A	VDO	COMBI-INSTRUMENT KOMBIINSTRUMENT	Group Grupp 38
B	YAZAKI		
C			Page Sida 535
D			
E		-1985	

Fig	Part No. Artikel nr	Quantity /Antal A	B	C	D	E	PS	Description	Benämning	Notes Anmärkning	SR
21	955122-7	13	-	-	-	-		•Screw	•Skruv		2
22	1398076-8	1	-	-	-	-		•Symbol strip Set	•Symbolskiva Sats	(1363220)	3
23	965268-6	4	4	-	-	-		Screw	Skruv		2

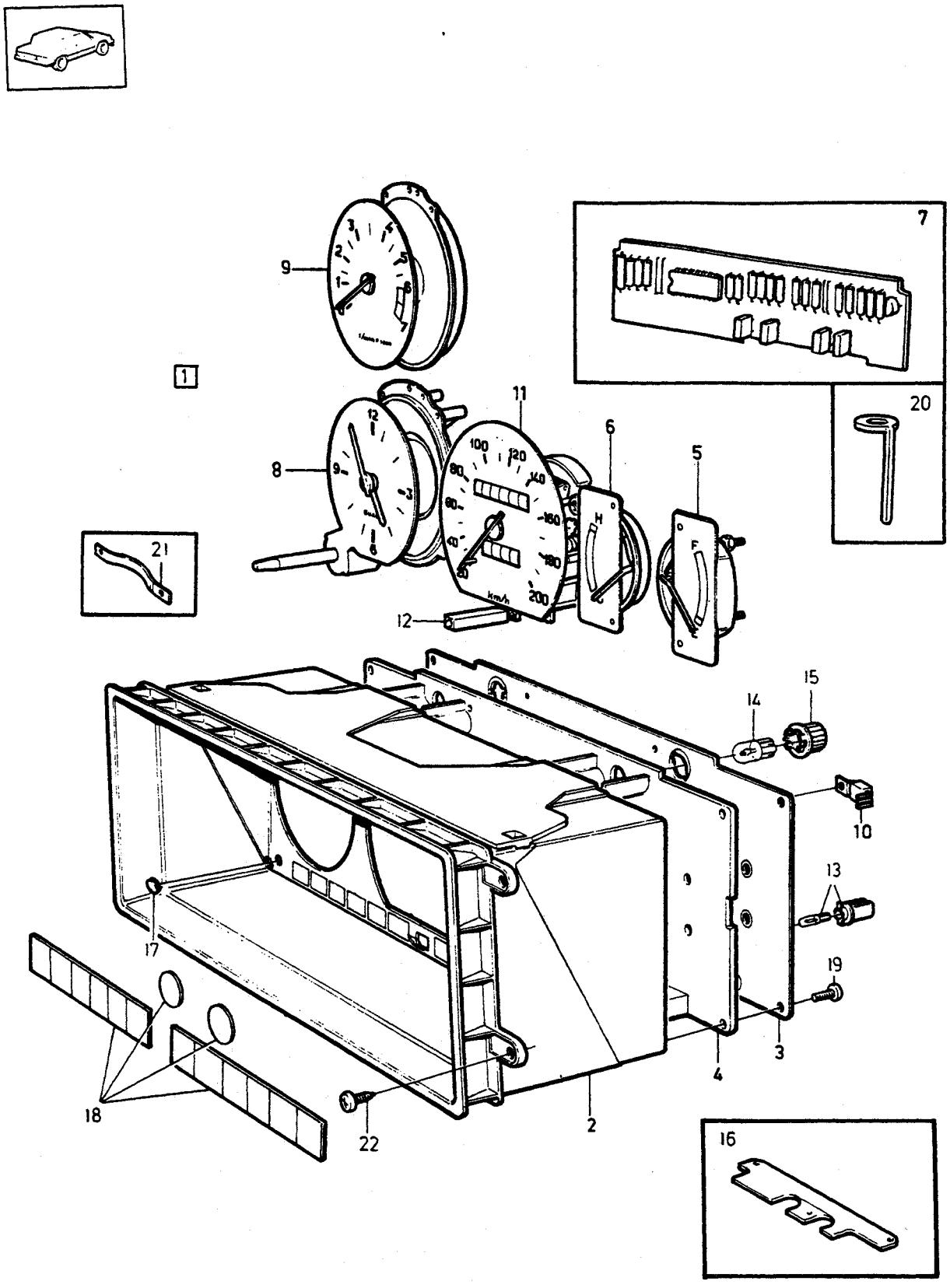

VOLVO
Genuine Parts
PV 380 46082

A B C D E

COMBI-INSTRUMENT — KOMBIINSTRUMENT

Group / Grupp: 38

Page / Sida: 537

1986-

Fig	Part No. Artikel nr	Quantity /Antal A	B	C	D	E	PS	Description	Benämning	Notes Anmärkning	SR
1		1	-	-	-	-	NS	Combined instrument	Kombinationsinstrument		
2	1259751-4	1	-	-	-	-		• Housing complete	• Hus komplett		4
3	1362671-8	1	-	-	-	-		• Wiring plate	• Ledningsplatta	DSL 244 CH-205115 245 CH-708889	3
	1362672-6	1	-	-	-	-		• Wiring plate	• Ledningsplatta	EXC DSL 244 CH-205115 245 CH-708889	3
	1398074-3	1	-	-	-	-		• Wiring plate	• Ledningsplatta	DSL 244 CH 205116- 245 CH 708890-	3
	1398075-0	1	-	-	-	-		• Wiring plate	• Ledningsplatta	EXC DSL 244 CH 205116- 245 CH 708890-	3
4	1362673-4	1	-	-	-	-		• Base plate	• Bottenplatta		3
5	1348027-2	1	-	-	-	-		• Fuel gauge	• Bränslemätare		2
6	1348028-0	1	-	-	-	-		• Temperature gauge	• Temperaturmätare		2
	1362986-0	1	-	-	-	-		• Temperature gauge	• Temperaturmätare	EUROPE DSL	2
7	1363117-1	1	-	-	-	-		• Temperature compensator ...	• Temperaturkompensator	EUROPE DSL	3
8	1259766-2	1	-	-	-	-		• Clock	• Klocka		3
		-	-	-	-	-		Clock ..... SEE 38 • 543	Klocka ..... SEE 38 • 543	1)	
9	1362537-1	1	-	-	-	-		• Tachometer	• Varvräknare	4CYL	3
	1259768-8	1	-	-	-	-		• Tachometer	• Varvräknare	6CYL	3
10	1362674-2	1	-	-	-	-		• Voltage stabilizer	• Spänningsstabilisator		3
11	1362121-4	1	-	-	-	-		• Speedometer ..... K 6091	• Hastighetsmätare ..... K 6091	20-200 km/h	3
	1362122-2	1	-	-	-	-		• Speedometer ..... K 6241	• Hastighetsmätare ..... K 6241	20-200 km/h	3
	1362124-8	1	-	-	-	-		• Speedometer ..... K 9800	• Hastighetsmätare ..... K 9800	(GB) 0-120 MPH	3
	1362125-5	1	-	-	-	-		• Speedometer ..... K 10042	• Hastighetsmätare ..... K 10042	(GB) 0-120 MPH	3
	1362654-4	1	-	-	-	-		• Speedometer ..... K 6091	• Hastighetsmätare ..... K 6091	(SA) 20-200km/h	3
	1362655-1	1	-	-	-	-		• Speedometer ..... K 6241	• Hastighetsmätare ..... K 6241	(SA) 20-200km/h	3
12	1384775-1	1	-	-	-	-		• Button	• Knapp		3
13	966326-1	X	-	-	-	-		• Bulb ..... Bulb socket	• Glödlampa ..... Lamphållare	1,2W	1
14	942571-1	2	-	-	-	-		• Bulb	• Glödlampa	3W	1
15	1362790-6	2	-	-	-	-		• Bulb socket	• Lamphållare	(1259770)	2
16	1362675-9	1	-	-	-	-		• Cooling plate	• Kylplatta		3
17	1308558-4	1	-	-	-	-		• Plug	• Propp		3
18	1398076-8	1	-	-	-	-		• Symbol strip ..... Set	• Symbolskiva ..... Sats	(1363220)	3
19	955122-7	10	-	-	-	-		• Screw	• Skruv		2
20	1362677-5	1	-	-	-	-		• Cable joint	• Ledningsförbindning	(SA)	3
21	1362676-7	1	-	-	-	-		• Fuse	• Säkring		3
22	965268-6	4	-	-	-	-		Screw	Skruv		2

1) Combination instrument with tachometer. / Kombiinstrument med varvräknare.

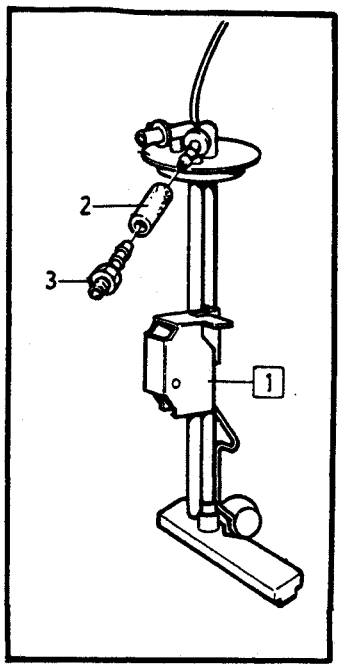

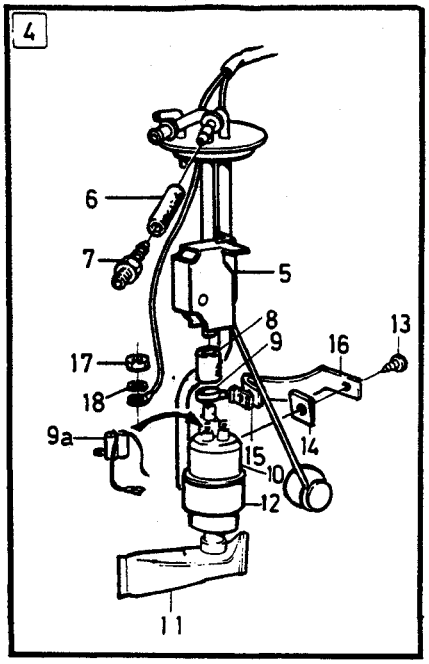

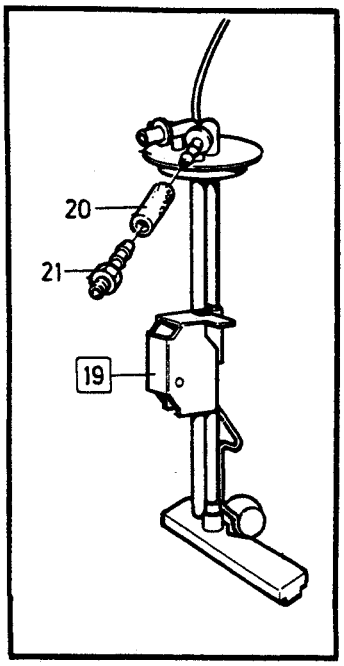

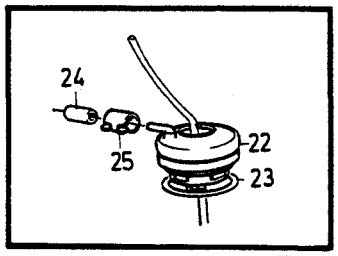

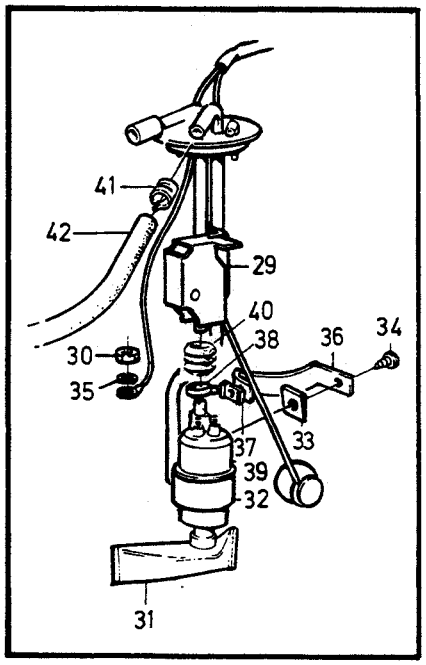

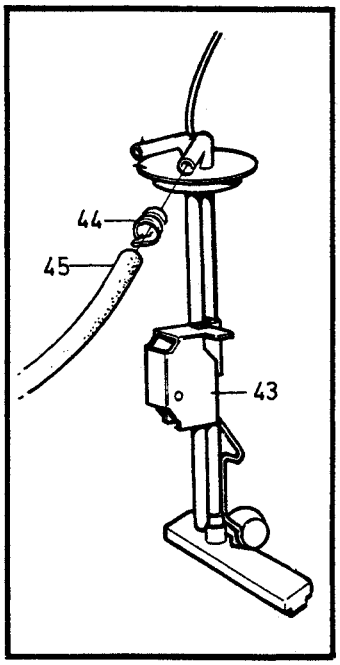

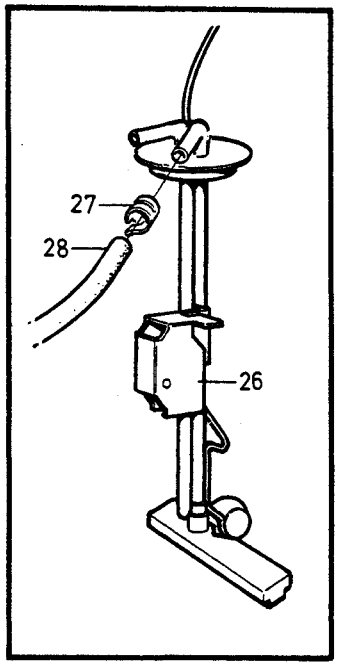

© VOLVO
Genuine Parts

A	CARB
B	F.I
C	DSL
D	
E	

TANK SENDER — TANKARMATUR

Group / Grupp: 38

Page / Sida: 539

Fig	Part No. / Artikel nr	Quantity /Antal A	B	C	D	E	PS	Description	Benämning	Notes / Anmärkning	SR
1	*(1312396)*	1	-	-	-	-	SP	Combined tank unit	Tankarmatur	-1985	3
										REPL 1 PCS 1367254-8	
2	1228910-4	1	-	-	-	-		•Fuel hose	•Bränsleslang	-1985	3
3	948199-5	1	-	-	-	-		••Nipple	••Nippel	-1985	2
4		-	1	-	-	-	NS	Combined tank unit	Tankarmatur		
5	*(1312419)*	-	1	-	-	-	SP	•Combined tank unit	•Tankarmatur	-1985	3
										REPL 1 PCS 1367253-0	
6	1228910-4	-	1	-	-	-		••Fuel hose	••Bränsleslang		3
7	948199-5	-	1	-	-	-		•••Nipple	•••Nippel		2
☆ 8	3514604-2	-	1	-	-	-		•Rubber hose by the meter	•Gummislang metervara	LG 60mm	2
9	967919-2	-	2	-	-	-		•Hose clamp	•Slangklamma	(945651)	2
9a	1367624-2	-	1	-	-	-		•Choke coil	•Drossel		5
☆ 10	1389721-0	-	1	-	-	-		•Primary pump	•Förpump	(1317671)	1
11	1274817-4	-	1	-	-	-		•Filter	•Filter		1
12	1312390-6	-	1	-	-	-		•Bracket	•Konsol		4
13	947279-6	-	X	-	-	-		•Screw	•Skruv		2
14	942866-5	-	1	-	-	-		•Spring nut	•Fjädermutter		2
15	967770-9	-	1	-	-	-		•Spring nut	•Fjädermutter		2
16	1312388-0	-	1	-	-	-		•Spring	•Fjäder		2
17	1266390-2	-	2	-	-	-		•Nut	•Mutter		2
18	940121-7	-	2	-	-	-		•Lock washer	•Låsbricka		2
19	*(1312397)*	-	-	1	-	-	SP	•Combined tank unit	•Tankarmatur	-1985	3
										REPL 1 PCS 1367255-5	
20	1228910-4	-	-	1	-	-		•Fuel hose	•Bränsleslang	-1985	3
21	948199-5	-	-	1	-	-		••Nipple	••Nippel	-1985	2
22	1235324-9	1	1	1	-	-		Retaining ring	Spårring		3
23	949276-0	1	1	1	-	-		O-ring	O-ring		2
24	687245-1	1	1	1	-	-		Sealing sleeve	Tätningshylsa		2
☆ 25	943469-7	1	1	1	-	-		Hose clamp	Slangklamma	(946709)	2
26	1367254-8	1	-	-	-	-		Combined tank unit	Tankarmatur	1986-	3
27	1321719-5	2	-	-	-	-		Clamp	Klamma	1986-	2
28	1266500-6	X	-	-	-	-		Fuel hose	Bränsleslang	LG 460mm	2
										1986-	
29	1367253-0	-	1	-	-	-		Combined tank unit	Tankarmatur	1986-	3
30	1266390-2	-	2	-	-	-		Nut	Mutter		2
31	1274817-4	-	1	-	-	-		Filter	Filter		1
32	1312390-6	-	1	-	-	-		Bracket	Konsol		4
33	942866-5	-	1	-	-	-		Spring nut	Fjädermutter		2
34	947279-6	-	2	-	-	-		Screw	Skruv		2
35	940121-7	-	2	-	-	-		Lock washer	Låsbricka		2
36	1312388-0	-	1	-	-	-		Spring	Fjäder		2
37	967770-9	-	1	-	-	-		Spring nut	Fjädermutter		2
38	967919-2	-	2	-	-	-		Hose clamp	Slangklamma	(945651)	2
☆ 39	1389721-0	-	1	-	-	-		Primary pump	Förpump	(1317671)	1
☆ 40	3514604-2	-	1	-	-	-		Rubber hose by the meter	Gummislang metervara	LG 60mm	2
41	1321719-5	-	2	-	-	-		Clamp	Klamma	1986-	2
42	1266500-6	-	X	-	-	-		Fuel hose	Bränsleslang	LG 460mm	2
										1986-	
43	1367255-5	-	-	1	-	-		Level sensor	Nivågivare	1986-	3
44	1321719-5	-	-	2	-	-		Clamp	Klamma	1986-	2
45	1266500-6	-	-	X	-	-		Fuel hose	Bränsleslang	LG 460mm	2
										1986-	

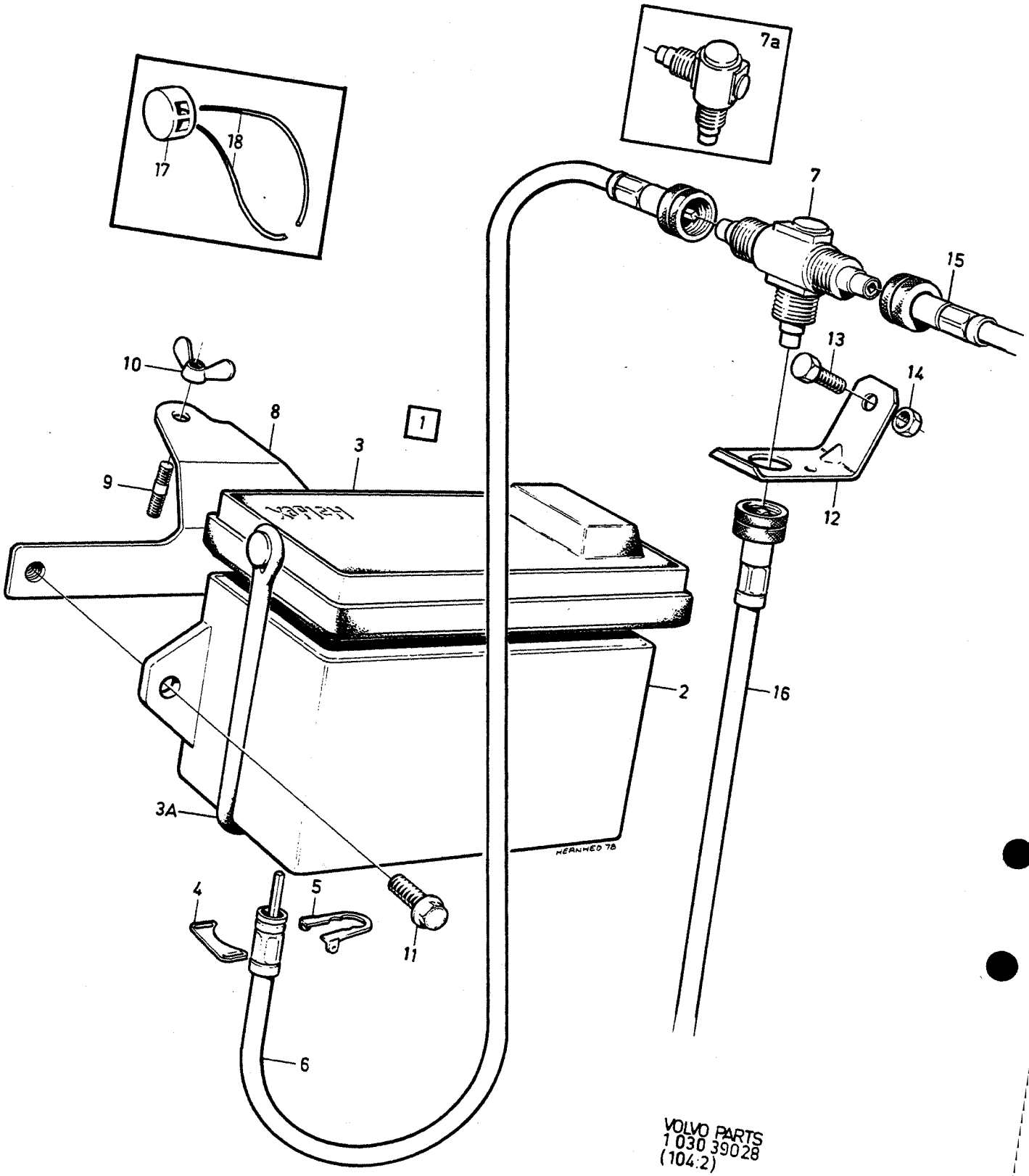
7a
17
18
7
15
10
13
14
8
1
3
9
12
16
2
3A
4
5
11
6
VOLVO PARTS
1 030 39028
(104:2)

A
B
C
D
E

DISTANCE COUNTER — KILOMETERRÄKNARE

Group / Grupp 38

Page / Sida 541

DSL

Fig	Part No. Artikel nr	Quantity /Antal A	B	C	D	E	PS	Description	Benämning	Notes Anmärkning	SR
1		1	-	-	-	-	NS	Taxodometer complete	Kilometerräknare komplett		
2	1258325-8	1	-	-	-	-		•Taxodometer	•Kilometerräknare		3
3	1258326-6	1	-	-	-	-		•Protecting cover	•Skyddslock		3
3a	1323126-1	1	-	-	-	-		••Rubber strip	••Gummiband		3
4	1258328-2	1	-	-	-	-		•Sealing plate	•Plomberingsplåt		3
5	1258329-0	1	-	-	-	-		•Clip	•Clips		3
6	1258327-4	1	-	-	-	-		•Speedometer cable	•Hastighetsmätarwire		1
7	1258330-8	1	-	-	-	-		Adapter gear	Hastighetsmätarväxel	-1985	3
7a	1323021-4	1	-	-	-	-		Adapter gear	Hastighetsmätarväxel	1986-	3
8	1258940-4	1	-	-	-	-		Bracket	Konsol		3
9	924060-7	1	-	-	-	-		Stud	Pinnskruv		2
10	192354-9	1	-	-	-	-		Wing nut	Vingmutter		2
11	944926-5	2	-	-	-	-		Flange screw	Flänsskruv		2
12	1258943-8	1	-	-	-	-		Bracket	Konsol		3
13	945970-2	1	-	-	-	-		Screw	Skruv		2
14	1258948-7	1	-	-	-	-		Nut	Mutter		2
15	1235806-5	1	-	-	-	-		Speedometer cable ..... " VDO-900 " Transfer gear Instrument	Hastighetsmätarwire ..... " VDO-900 " Fördelningsväxel Instrument	-1985	1
16		-	-	-	-	-		Axle shaft ..... Transfer gear Gearbox	Drivaxel ..... Fördelningsväxel Växellåda	SEE **38**•529	
17	9985962-1	4	-	-	-	-		Seal	Plomb		6
18	9985963-9	X	-	-	-	-		Sealing wire	Plomberingstråd	LG 430mm	6

1

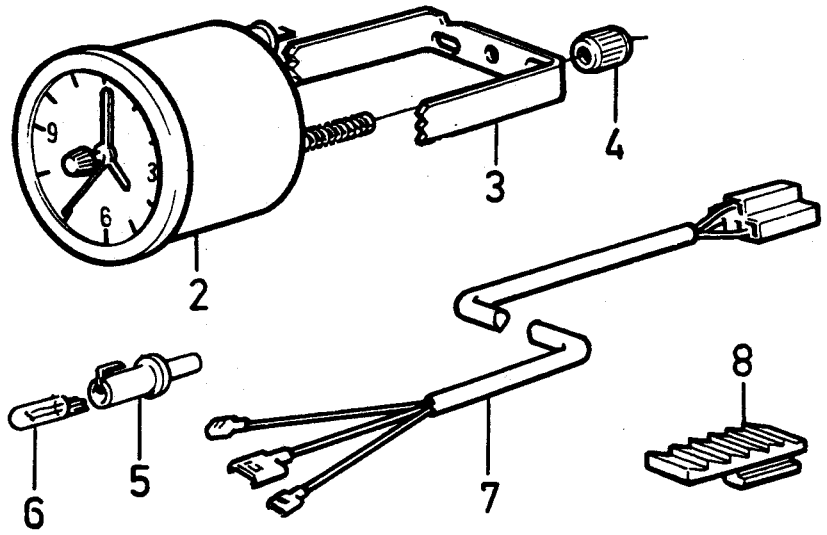

VOLVO

Genuine Parts

PV380 46405

A
B
C
D
E

CLOCK KLOCKA

Group
Grupp
38

Page
Sida
543

Fig	Part No. Artikel nr	Quantity /Antal					P S	Description	Benämning	Notes Anmärkning	S R
		A	B	C	D	E					
		-	-	-	-	-		Notes	Anmärkning	1)	
1	1188269-3	1	-	-	-	-		Clock	Klocka		2
								Set	Sats		
2		1	-	-	-	-		•Clock complete	•Klocka komplett		
3	1307516-3	1	-	-	-	-		••Brace	••Bygel		3
4	1234642-5	2	-	-	-	-		••Nut	••Mutter		2
5	1324145-0	1	-	-	-	-		••Bulb socket	••Lamphållare		5
6	942327-8	1	-	-	-	-		••Bulb	••Glödlampa	1,2W	1
7		1	-	-	-	-	NS	••Cable harness	••Ledningsmatta		
8	1259737-3	3	-	-	-	-		•Retaining clip	•Hållare		4

1) Combination instrument with tachometer. / Kombiinstrument med varvräknare.

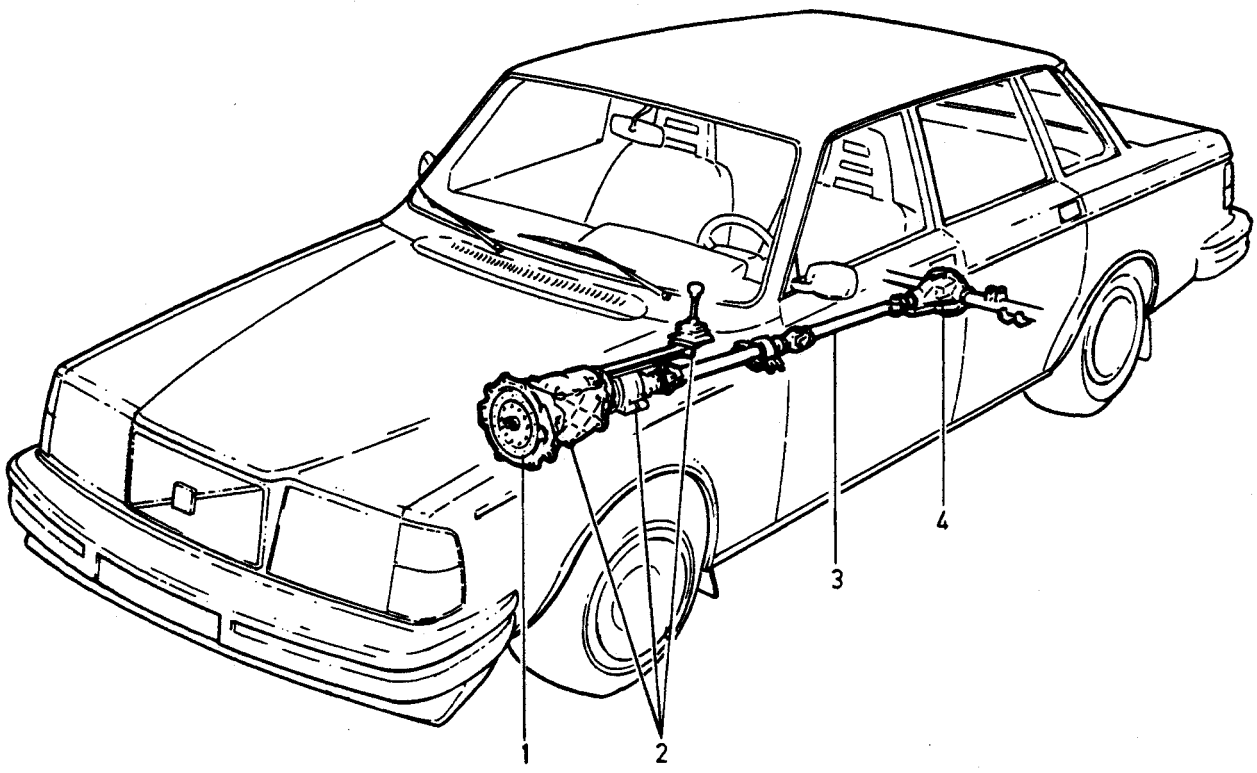

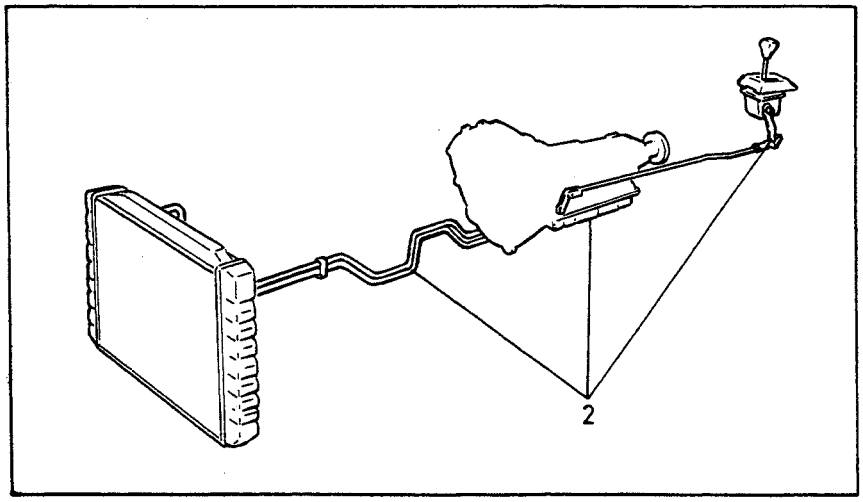

©VOLVO
Genuine Parts

GROUP INDEX
POWER TRANSMISSION

GRUPP INDEX
KRAFTÖVERFÖRING

Fig	Description	Benämning	Notes Anmärkning
	SUB GROUP 41	**UNDERGRUPP 41**	
1	Clutch	Koppling	SEE **41**•549
	SUB GROUP 43	**UNDERGRUPP 43**	
2	Gearbox	Växellåda	SEE **43**•571
	SUB GROUP 45	**UNDERGRUPP 45**	
3	Propeller shaft	Kardanaxel	SEE **45**•747
	SUB GROUP 46	**UNDERGRUPP 46**	
4	Rear axle	Bakaxel	SEE **46**•757

A
B
C
D
E

SUB GROUP
CLUTCH

UNDERGRUPP
KOPPLING

Group
Grupp
41

Page
Sida
549

Fig	Part No. Artikel nr	Quantity /Antal A	B	C	D	E	PS	Description	Benämning	Notes Anmärkning	SR
		-	-	-	-	-		Clutch ..... Clutch controls L.H.D, B200, B230, D24	Koppling ..... Kopplingsreglage L.H.D, B200, B230, D24	SEE 41•551	
		-	-	-	-	-		Clutch ..... Clutch controls R.H.D, B200, B230	Koppling ..... Kopplingsreglage R.H.D, B200, B230	SEE 41•555	
		-	-	-	-	-		Clutch ..... Clutch controls B28	Koppling ..... Kopplingsreglage B28	SEE 41•559	
		-	-	-	-	-		Repair kits master cylinder control cylinder	Reparationssats huvudcylinder manövercylinder	SEE 41•567	
		-	-	-	-	-		Notes	Anmärkning	1)	

1) Engines B17A, B19ET, B21ET, B21FT and related parts are not listed in this catalogue. For the subject engines, please refer to the 240-260 SERIES 1979-1984 catalogue. / Motorer B17A,B19ET,B21ET,B21FT och tillhörande detaljer redovisas ej i denna katalog. Vid behov hänvisas till reservdelskatalog 240-260 SERIES 1979-1984.

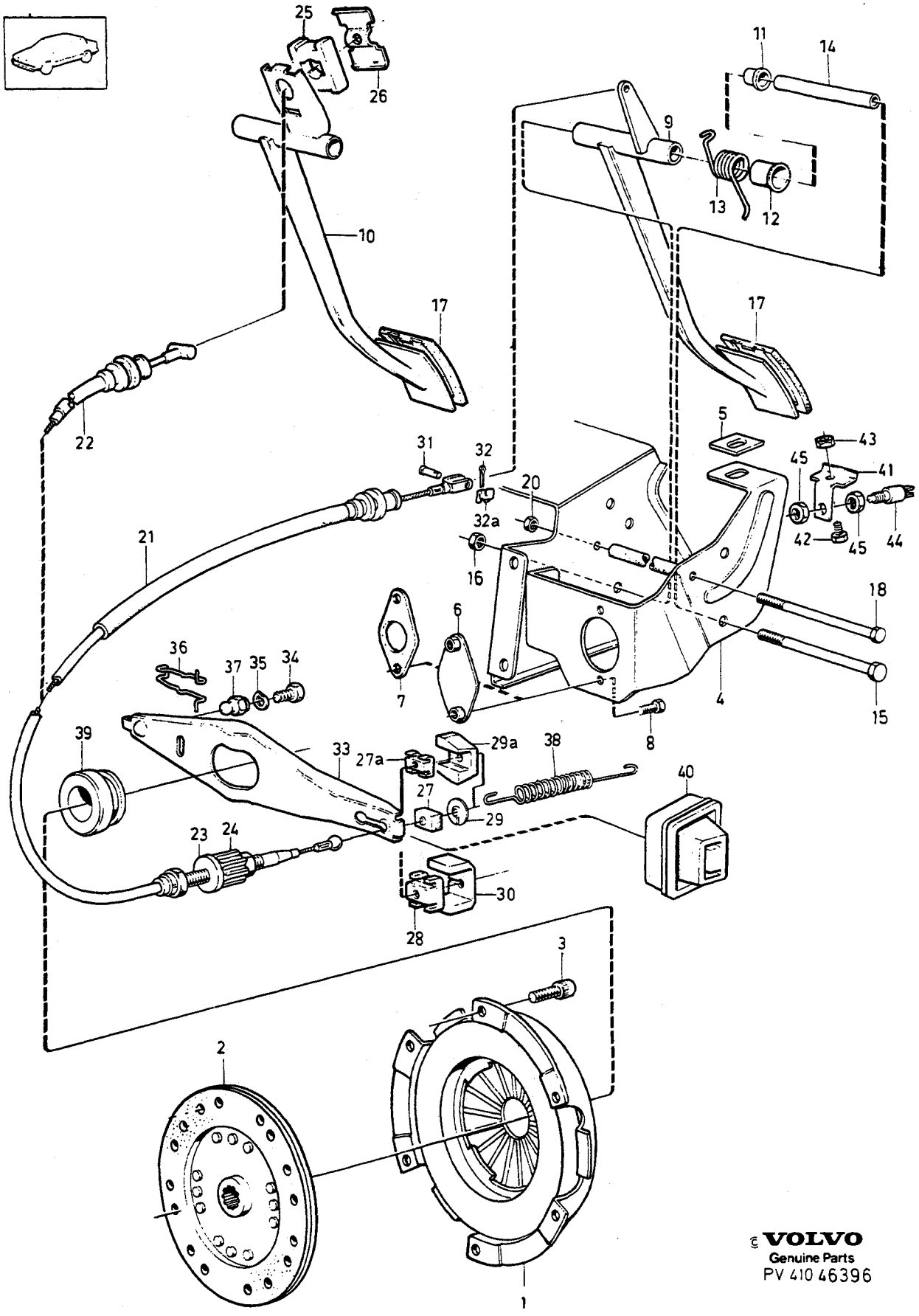

© VOLVO
Genuine Parts
PV 410 46396

A	B200
B	B230
C	D24
D	
E	

CLUTCH — KOPPLING
CLUTCH CONTROLS — KOPPLINGSREGLAGE

Group / Grupp 41

Page / Sida 551

1) L.H.D, B200, B230, D24

Fig	Part No. Artikel nr	Quantity /Antal A	B	C	D	E	PS	Description	Benämning	Notes Anmärkning	SR
1	1340758-0	1	1	-	-	-		Clutch	Koppling	B200 M45. B230E,F M46.	2
	1340549-3	1	-	-	-	-		Clutch	Koppling	B200 M47. REPL 1 PCS 6814585-3, 1 PCS 6814692-7	2
	1340549-3	-	1	-	-	-		Clutch	Koppling	B230A,K. B230E,F M47. REPL 1 PCS 271267-7	2
	1232220-2	-	-	1	-	-		Clutch	Koppling		2
2	1377325-4	1	-	-	-	-		Driven plate asbestos-free linings	Lamell med asbestfria belägg	2) (1209761)	2
	1377325-4	-	1	-	-	-		Driven plate asbestos-free linings	Lamell med asbestfria belägg	M46 (1209761)	2
☆	6814599-4	-	1	-	-	-		Driven plate asbestos-free linings	Lamell med asbestfria belägg	M45, M47 (1340636)	2
	1377559-8	-	-	1	-	-		Driven plate asbestos-free linings	Lamell med asbestfria belägg	1985 (1209660)	2
☆	6814600-0	-	-	1	-	-		Driven plate asbestos-free linings	Lamell med asbestfria belägg	1986- (1377326)	2
3	959220-5	6	6	6	-	-		Screw	Skruv		2
4		1	1	1	-	-		Pedal housing	Pedalkåpa	SEE 52•805	
5	1359509-5	1	1	1	-	-		Seal	Tätning		4
6	*(1205727)*	1	1	1	-	-	SP	Nut plate	Mutterplatta	REPL 1 PCS 1272393-8, 2 PCS 948645-7.	2
☆ 7	3540030-8	1	1	1	-	-		Gasket	Packning		2
8	944926-5	2	2	2	-	-		Flange screw	Flänsskruv		2
9	1272673-3	1	1	-	-	-		Clutch pedal	Kopplingspedal		5
10	1272225-2	-	-	1	-	-		Clutch pedal	Kopplingspedal		5
11	675555-7	2	2	2	-	-		Bushing	Bussning		4
12	1272822-6	1	1	-	-	-		Sleeve	Hylsa		3
	1272822-6	-	-	1	-	-		Sleeve	Hylsa	4DRS CH 108830- 5DRS CH 626310-	3
13	1330532-1	1	1	-	-	-		Spring	Fjäder		2
	1330532-1	-	-	1	-	-		Spring	Fjäder	4DRS CH 108830- 5DRS CH 626310-	2
14	1206770-8	1	1	1	-	-		Shaft	Axel		4
☆ 15	970963-5	1	1	1	-	-		Screw	Skruv	(955333)	2
☆ 16	971083-1	1	1	1	-	-		Lock nut	Låsmutter	(945654)	2
17	1272021-5	1	1	1	-	-		Pedal pad	Pedalskoning		3
18	955289-4	1	1	1	-	-		Screw	Skruv		2
19	944574-3	X	X	X	-	-		Rubber hose	Gummislang	LG 110 mm	2
20	949278-6	1	1	1	-	-		Flange lock nut	Flänslåsmutter		2
21	1377669-5	1	1	-	-	-		Clutch cable	Kopplingswire	(1359076)	1
	1377669-5	1	1	-	-	-		Clutch cable	Kopplingswire		1
☆ 22	6814279-3	-	-	1	-	-		Clutch cable	Kopplingswire	(1272229)	1
23	1228913-8	1	1	1	-	-		• Adjusting nut	• Justermutter		2
24	1228901-3	1	1	1	-	-		• Rubber bushing	• Gummibussning		2
25	1272228-6	-	-	1	-	-		Rubber block	Gummiklots		2
26	1272227-8	-	-	1	-	-		Washer	Bricka		2
27	1228902-1	1	1	-	-	-		Rubber block	Gummiklots	4DRS CH -159687 5DRS CH -671515	2
27a	1329785-8	1	1	-	-	-		Rubber block	Gummiklots	4DRS CH 159688- 5DRS CH 671516-	2
28	1272307-8	-	-	1	-	-		Rubber block	Gummiklots		2
29	1228903-9	1	1	-	-	-		Washer	Bricka	4DRS CH -159687 5DRS CH -671515	2
29a	1377115-9	1	1	-	-	-		Vibration damper	Svängningsdämpare	4DRS CH 159688- 5DRS CH 671516-	3

1) Engines B17A, B19ET, B21ET, B21FT and related parts are not listed in this catalogue. For the subject engines, please refer to the 240-260 SERIES 1979-1984 catalogue. / Motorer B17A,B19ET,B21ET,B21FT och tillhörande detaljer redovisas ej i denna katalog. Vid behov hänvisas till reservdelskatalog 240-260 SERIES 1979-1984.
2) Service plate marked 3. / Serviceskylten märkt 3.

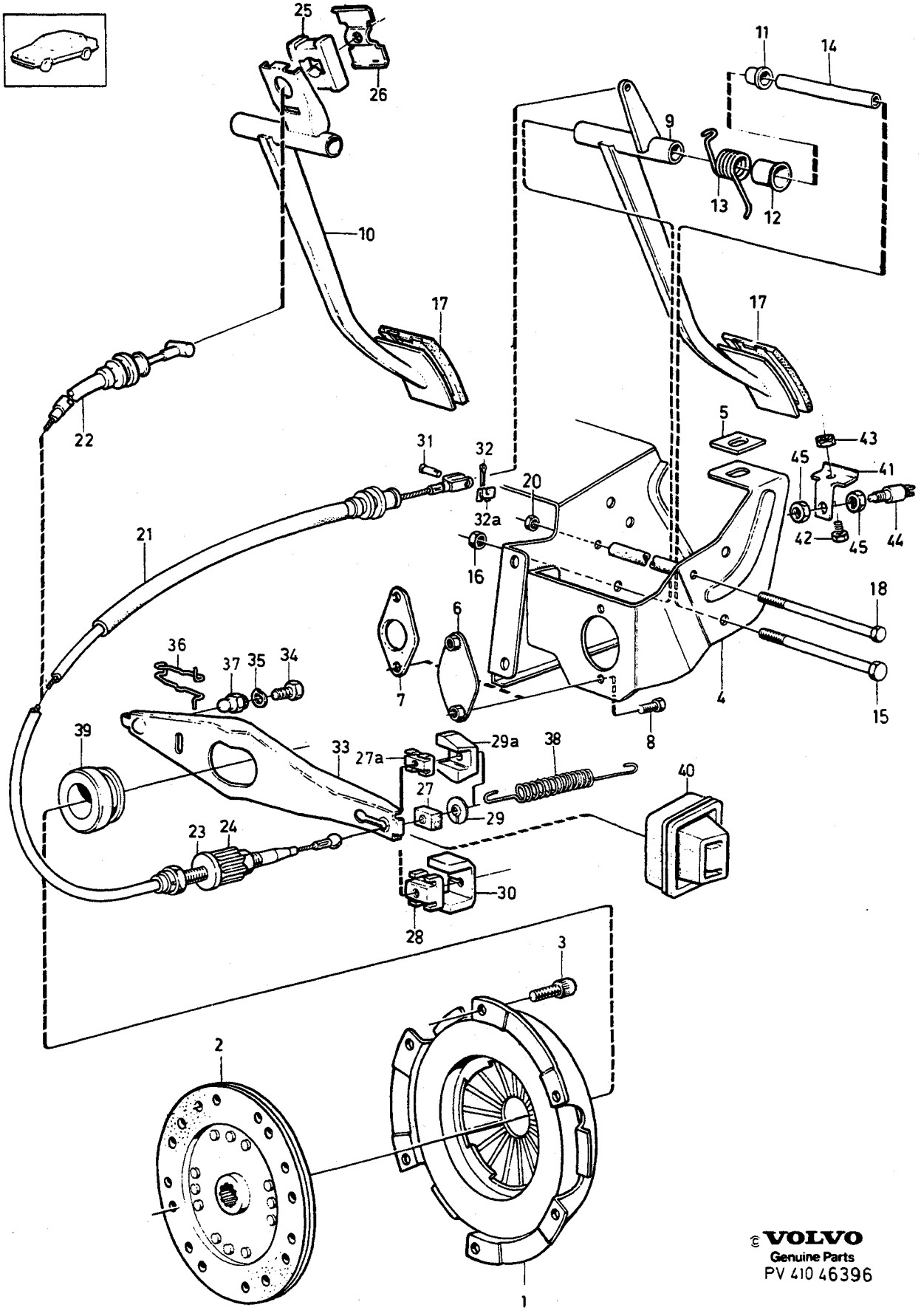

© VOLVO
Genuine Parts
PV 410 46396

A	B200
B	B230
C	D24
D	
E	

CLUTCH — KOPPLING
CLUTCH CONTROLS — KOPPLINGSREGLAGE

Group / Grupp: 41

Page / Sida: 553

1) L.H.D, B200, B230, D24

Fig	Part No. Artikel nr	Quantity /Antal A	B	C	D	E	PS	Description	Benämning	Notes Anmärkning	SR
30	1273675-7	-	-	1	-	-		Vibration damper	Svängningsdämpare		2
31	944730-1	1	1	-	-	-		Bolt	Bult	ALTER.	2
	(913100)	1	1	-	-	-	SP	Clevis pin	Saxpinnebult	ALTER. REPL 1 PCS 944730-1, 1 PCS 944729-3.	2
32	907824-7	1	1	-	-	-		Split pin	Saxpinne	ALTER.	2
32a	944729-3	1	1	-	-	-		Safety brace	Säkringsbygel	ALTER.	2
33	1220762-7	1	1	1	-	-		Release fork	Urkopplingsgaffel		3
34	955295-1	1	1	1	-	-		Screw	Skruv		2
35	941907-8	1	1	1	-	-		Spring washer	Fjäderbricka		2
36	1377132-4	1	1	1	-	-		Lock spring	Låsfjäder	1985 (1220950)	3
	1377132-4	1	1	1	-	-		Lock spring	Låsfjäder	1986-	3
☆ 37	6814409-6	1	1	1	-	-		Pivot pin	Ledtapp	1985-	3
38	1229969-9	-	-	1	-	-		Return spring	Returfjäder	4DRS CH -108829 5DRS CH -626309	2
39	1220949-0	1	1	1	-	-		Release bearing	Urkopplingslager		2
40	1220759-3	1	1	1	-	-		Bellows	Gummikåpa		3
41	1272254-2	1	1	1	-	-		Bracket	Konsol	3)	5
42	955294-4	1	1	1	-	-		Screw	Skruv	3)	2
☆ 43	968862-3	1	1	1	-	-		Flange nut	Flänsmutter	3) (955782)	8
44	1235238-1	1	1	1	-	-		Switch	Brytkontakt	3)	3
45	1235237-3	2	2	2	-	-		Nut	Mutter	3)	2
		1	1	1	-	-		Clutch kit	Kopplingsats	SEE 41•569	

1) Engines B17A, B19ET, B21ET, B21FT and related parts are not listed in this catalogue. For the subject engines, please refer to the 240-260 SERIES 1979-1984 catalogue. / Motorer B17A,B19ET,B21ET,B21FT och tillhörande detaljer redovisas ej i denna katalog. Vid behov hänvisas till reservdelskatalog 240-260 SERIES 1979-1984.
3) For cars with gear shift indicator. / För vagnar med växlingsindikator.

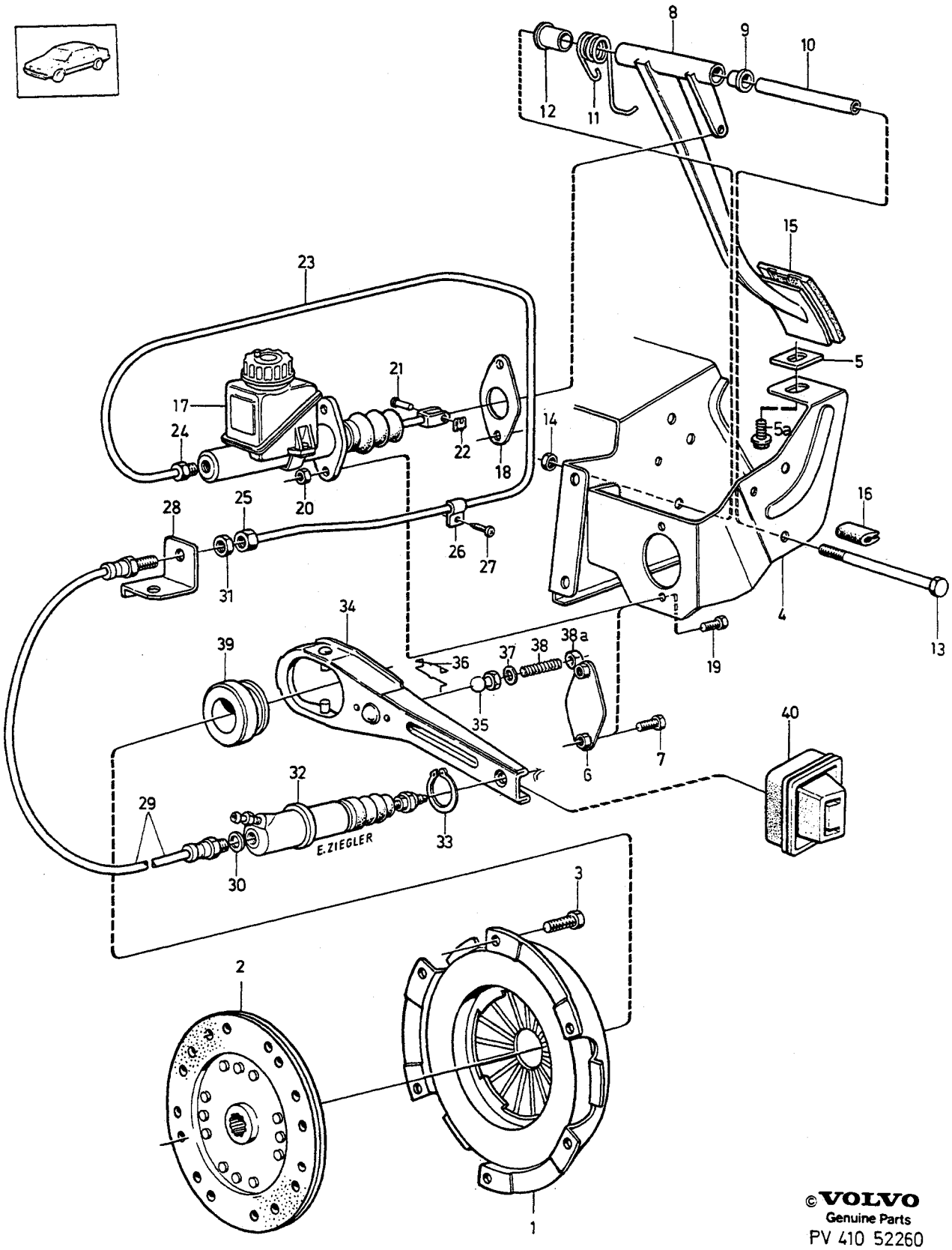

©VOLVO
Genuine Parts

A	B200
B	B230
C	
D	
E	

CLUTCH
CLUTCH CONTROLS

KOPPLING
KOPPLINGSREGLAGE

Group
Grupp
41

Page
Sida
555

1) R.H.D, B200, B230

Fig	Part No. Artikel nr	Quantity /Antal A	B	C	D	E	PS	Description	Benämning	Notes Anmärkning	SR
1	1340758-0	1	1	-	-	-		Clutch	Koppling	B200 M45. B230E,F M46.	2
	1340549-3	1	-	-	-	-		Clutch	Koppling	B200 M47. REPL 1 PCS 6814585-3, 1 PCS 6814692-7	2
	1340549-3	-	1	-	-	-		Clutch	Koppling	B230A,K. B230E,F M47. REPL 1 PCS 271267-7	2
2	1377325-4	1	-	-	-	-		Driven plate asbestos-free linings	Lamell med asbestfria belägg .	(1209761)	2
	1377325-4	-	1	-	-	-		Driven plate asbestos-free linings	Lamell med asbestfria belägg .	M46 (1209761)	2
☆	6814599-4	-	1	-	-	-		Driven plate asbestos-free linings	Lamell med asbestfria belägg .	M45, M47 (1340636)	2
3	959220-5	6	6	-	-	-		Screw	Skruv		2
4		-	-	-	-	-		Pedal housing	Pedalkåpa	SEE 52-805	
5	1359509-5	1	1	-	-	-		Seal	Tätning		4
5a	946173-2	1	1	-	-	-		Flange screw	Flänsskruv		2
6	*(1205727)*	1	1	-	-	-	SP	Nut plate	Mutterplatta	AUTO.TRANS REPL 1 PCS 1272393-8, 2 PCS 948645-7	2
7	955293-6	2	2	-	-	-		Screw	Skruv	AUTO.TRANS	2
8	1205721-2	1	1	-	-	-		Clutch pedal	Kopplingspedal		5
9	675555-7	2	2	-	-	-		Bushing	Bussning		4
10	1206770-8	1	1	-	-	-		Shaft	Axel		4
11	1205725-3	1	1	-	-	-		Return spring	Returfjäder		2
12	1229285-0	1	1	-	-	-		Sleeve	Hylsa		3
☆ 13	970963-5	1	1	-	-	-		Screw	Skruv	(955333)	2
☆ 14	971083-1	1	1	-	-	-		Lock nut	Låsmutter	(945654)	2
15	1272021-5	1	1	-	-	-		Pedal pad	Pedalskoning		3
16	699856-1	X	X	-	-	-		Edge protection moulding	Kantskyddslist	LG 20 mm	2
17	1229929-3	1	1	-	-	-		Master cylinder •SEE 41•561	Huvudcylinder •SEE 41•561		2
☆ 18	3540030-8	1	1	-	-	-		Gasket	Packning		2
19	946173-2	2	2	-	-	-		Flange screw	Flänsskruv		2
☆ 20	968862-3	2	2	-	-	-		Flange nut	Flänsmutter	(955782)	8
21	947609-4	1	1	-	-	-		Bolt	Bult		2
22	942915-0	1	1	-	-	-		Safety brace	Säkringsbygel	-1987	2
23	946814-1	X	X	-	-	-		Bundy pipe	Bundyrör	LG 1500 mm	2
24	946816-6	1	1	-	-	-		Nut	Mutter		2
25	946815-8	1	1	-	-	-		Nut	Mutter		2
26	951188-2	3	3	-	-	-		Clamp	Klamma		2
☆ 27	969278-1	2	2	-	-	-		Screw "Torx"	Skruv "Torx"	(955138)	2
28	1228785-0	1	1	-	-	-		Bracket	Konsol		4
29	1206840-9	1	1	-	-	-		Hose	Slang		3
30	11994-1	1	1	-	-	-		Gasket	Packning		2
31	946830-7	1	1	-	-	-		Nut	Mutter		2
32	1205733-7	1	1	-	-	-		Control cylinder •SEE 41•565	Manövercylinder •SEE 41•565		2
33	914463-5	1	1	-	-	-		Retaining ring	Spårring		2
34	1220763-5	1	1	-	-	-		Release fork	Urkopplingsgaffel		3
☆ 35	6814409-6	1	1	-	-	-		Pivot pin	Ledtapp	1985-	3
36	1377132-4	1	1	-	-	-		Lock spring	Låsfjäder	1985 (1220950)	3
	1377132-4	1	1	-	-	-		Lock spring	Låsfjäder	1986-	3
37	120265-4	1	1	-	-	-		Washer	Bricka	M45, M46	2
	955894-1	1	1	-	-	-		Washer	Bricka	1987. M47	2
38	953046-0	1	1	-	-	-		Stud	Pinnskruv		2
☆ 38a	968862-3	1	1	-	-	-		Flange nut	Flänsmutter	(955782)	8
39	1220949-0	1	1	-	-	-		Release bearing	Urkopplingslager		2

1) Engines B17A, B19ET, B21ET, B21FT and related parts are not listed in this catalogue. For the subject engines, please refer to the 240-260 SERIES 1979-1984 catalogue. / Motorer B17A,B19ET,B21ET,B21FT och tillhörande detaljer redovisas ej i denna katalog. Vid behov hänvisas till reservdelskatalog 240-260 SERIES 1979-1984.

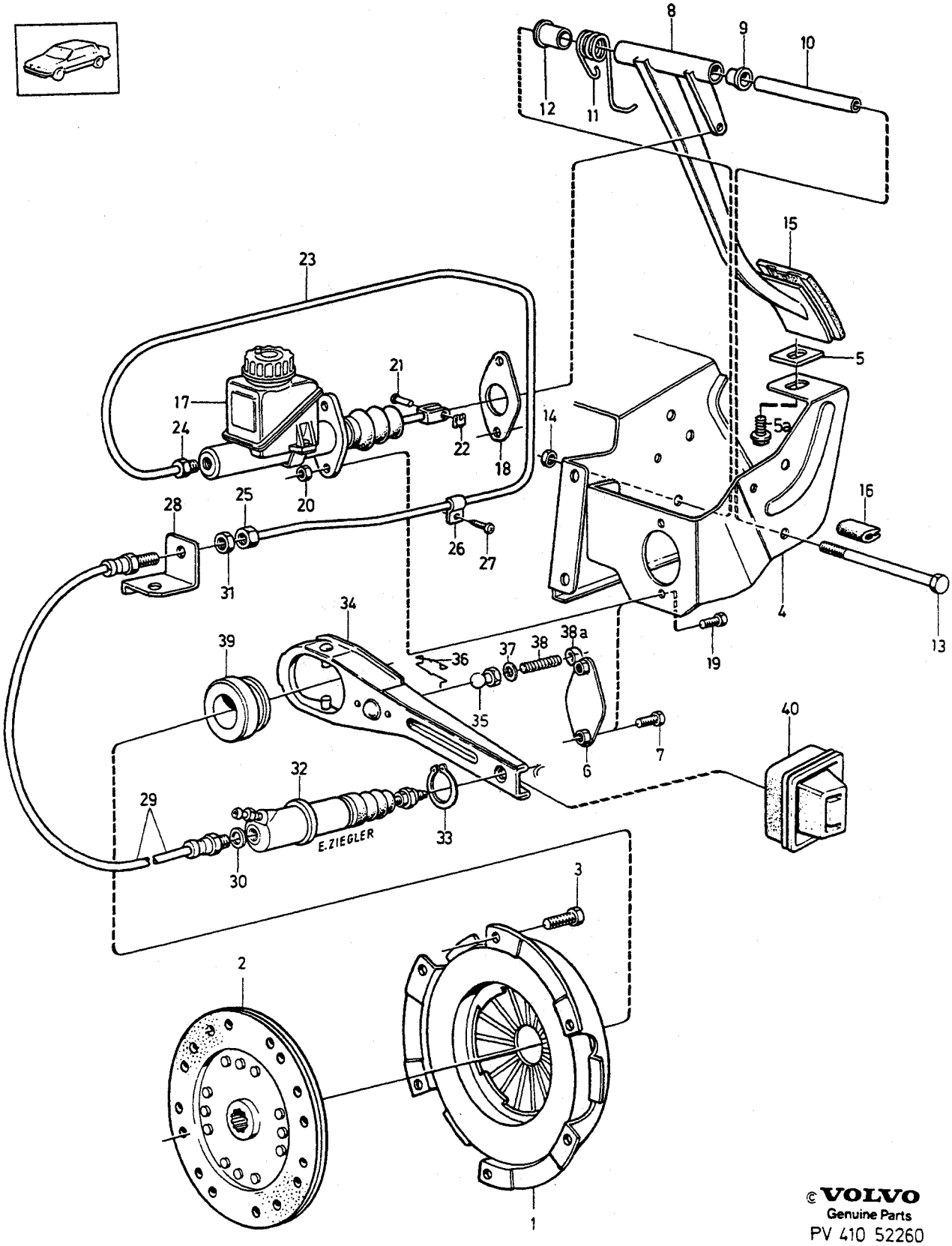

© VOLVO
Genuine Parts
PV 410 52260

A B C D E	B200 B230	CLUTCH CLUTCH CONTROLS KOPPLING KOPPLINGSREGLAGE 1) R.H.D, B200, B230	Group Grupp 41 Page Sida 557

Fig	Part No. Artikel nr	Quantity /Antal A	B	C	D	E	P S	Description	Benämning	Notes Anmärkning	S R
40	1220759-3	1	1	-	-	-		Bellows	Gummikåpa		3
		1	1	-	-	-		Clutch kit	Kopplingssats	SEE 41•569	

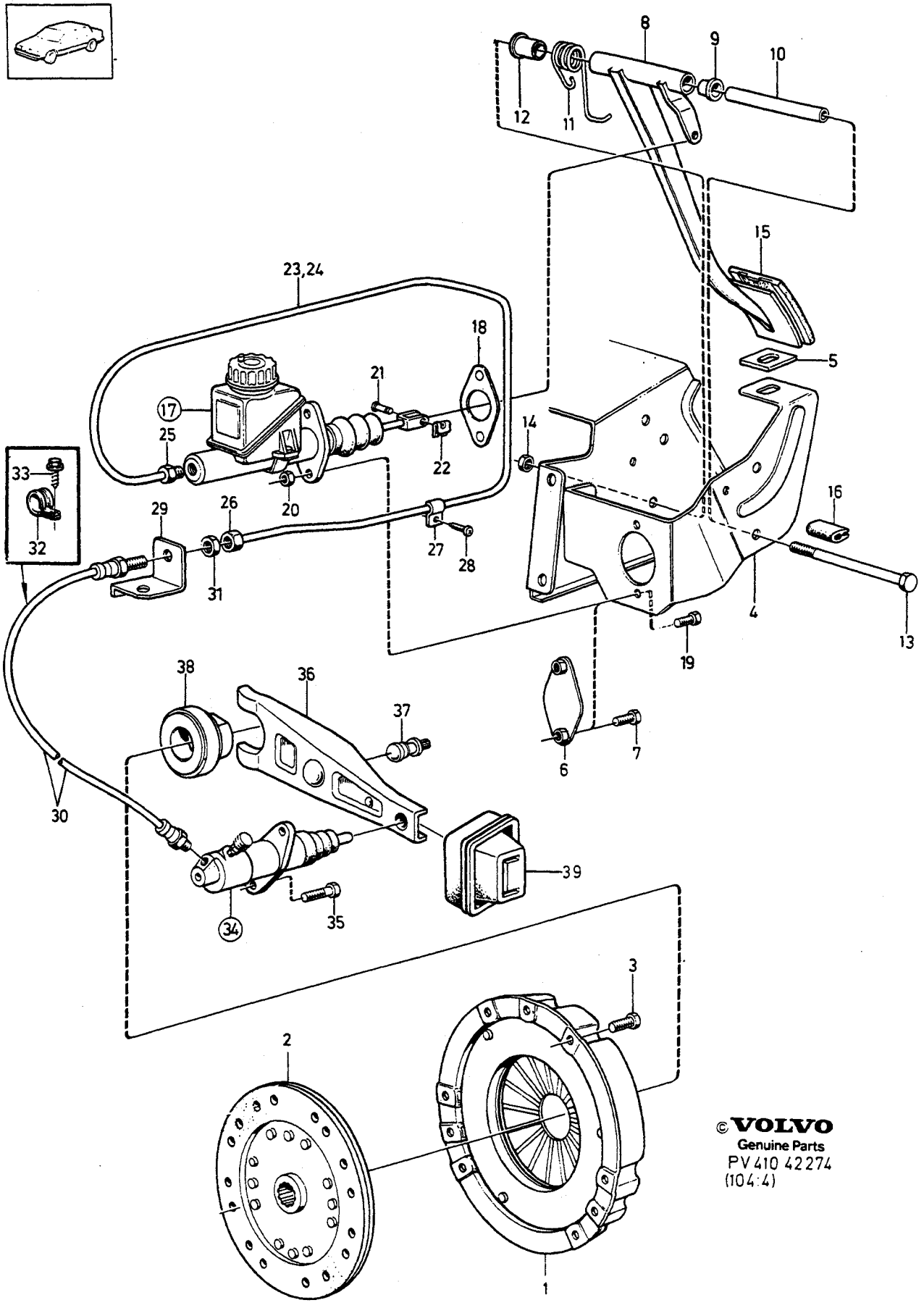

©VOLVO
Genuine Parts
PV 410 42274
(104:4)

A
B
C
D
E

CLUTCH
CLUTCH CONTROLS

KOPPLING
KOPPLINGSREGLAGE

Group
Grupp
41

Page
Sida
559

B28

Fig	Part No. Artikel nr	Quantity /Antal A	B	C	D	E	PS	Description	Benämning	Notes Anmärkning	SR
1	1232912-4	1	-	-	-	-		Clutch	Koppling		2
2	1377561-4	1	-	-	-	-		Driven plate	Lamell	(1232649)	2
3	959220-5	6	-	-	-	-		Screw	Skruv		2
4		1	-	-	-	-		Pedal housing	Pedalkåpa	SEE 52•805	
5	1359509-5	1	-	-	-	-		Seal	Tätning		4
6	*(1205727)*	1	-	-	-	-	SP	Nut plate	Mutterplatta	AUTO.TRANS REPL 1 PCS 1272393-8, 2 PCS 948645-7	2
7	955293-6	2	-	-	-	-		Screw	Skruv	AUTO.TRANS	2
8	1272895-2	1	-	-	-	-		Clutch pedal	Kopplingspedal	L.H.D	5
	1272893-7	1	-	-	-	-		Clutch pedal	Kopplingspedal	R.H.D	5
9	675555-7	2	-	-	-	-		Bushing	Bussning		4
10	1206770-8	1	-	-	-	-		Shaft	Axel		4
11	1205725-3	1	-	-	-	-		Return spring	Returfjäder		2
12	1229285-0	1	-	-	-	-		Sleeve	Hylsa		3
☆ 13	970963-5	1	-	-	-	-		Screw	Skruv	(955333)	2
☆ 14	971083-1	1	-	-	-	-		Lock nut	Låsmutter	(945654)	2
15	1272021-5	1	-	-	-	-		Pedal pad	Pedalskoning		3
16	699856-1	X	-	-	-	-		Edge protection moulding	Kantskyddslist	LG 20 mm	2
17	1205729-5	1	-	-	-	-		Master cylinder •SEE 41•563	Huvudcylinder •SEE 41•563		3
☆ 18	3540030-8	1	-	-	-	-		Gasket	Packning		2
19	946173-2	2	-	-	-	-		Flange screw	Flänsskruv		2
☆ 20	968862-3	2	-	-	-	-		Flange nut	Flänsmutter	(955782)	8
21	947609-4	1	-	-	-	-		Bolt	Bult		2
22	942915-0	1	-	-	-	-		Safety brace	Säkringsbygel		2
23	1205730-3	1	-	-	-	-		Pipe	Rör	L.H.D.	3
24	946814-1	X	-	-	-	-		Bundy pipe	Bundyrör	LG 1500 mm R.H.D.	2
25	946816-6	1	-	-	-	-		Nut	Mutter	R.H.D.	2
26	946815-8	1	-	-	-	-		Nut	Mutter	R.H.D.	2
27	951188-2	2	-	-	-	-		Clamp	Klamma	R.H.D.	2
☆ 28	969278-1	2	-	-	-	-		Screw "Torx"	Skruv "Torx"	(955138)	2
29	1228785-0	1	-	-	-	-		Bracket	Konsol		4
30	1206840-9	1	-	-	-	-		Hose	Slang		3
31	946830-7	1	-	-	-	-		Nut	Mutter		2
32	952629-4	1	-	-	-	-		Clamp	Klamma		2
33	947243-2	1	-	-	-	-		Screw	Skruv		2
34	1272370-6	1	-	-	-	-		Control cylinder •SEE 41•565	Manövercylinder •SEE 41•565		2
35	940142-3	2	-	-	-	-		Screw	Skruv		2
36	381274-0	1	-	-	-	-		Release fork	Urkopplingsgaffel		3
37		1	-	-	-	-	NS	Joint ball	Ledkula	STD.DIM 7.8 mm	
38	381213-8	1	-	-	-	-		Release bearing	Urkopplingslager		2
39	381288-0	1	-	-	-	-		Gaiter	Gummikåpa		3

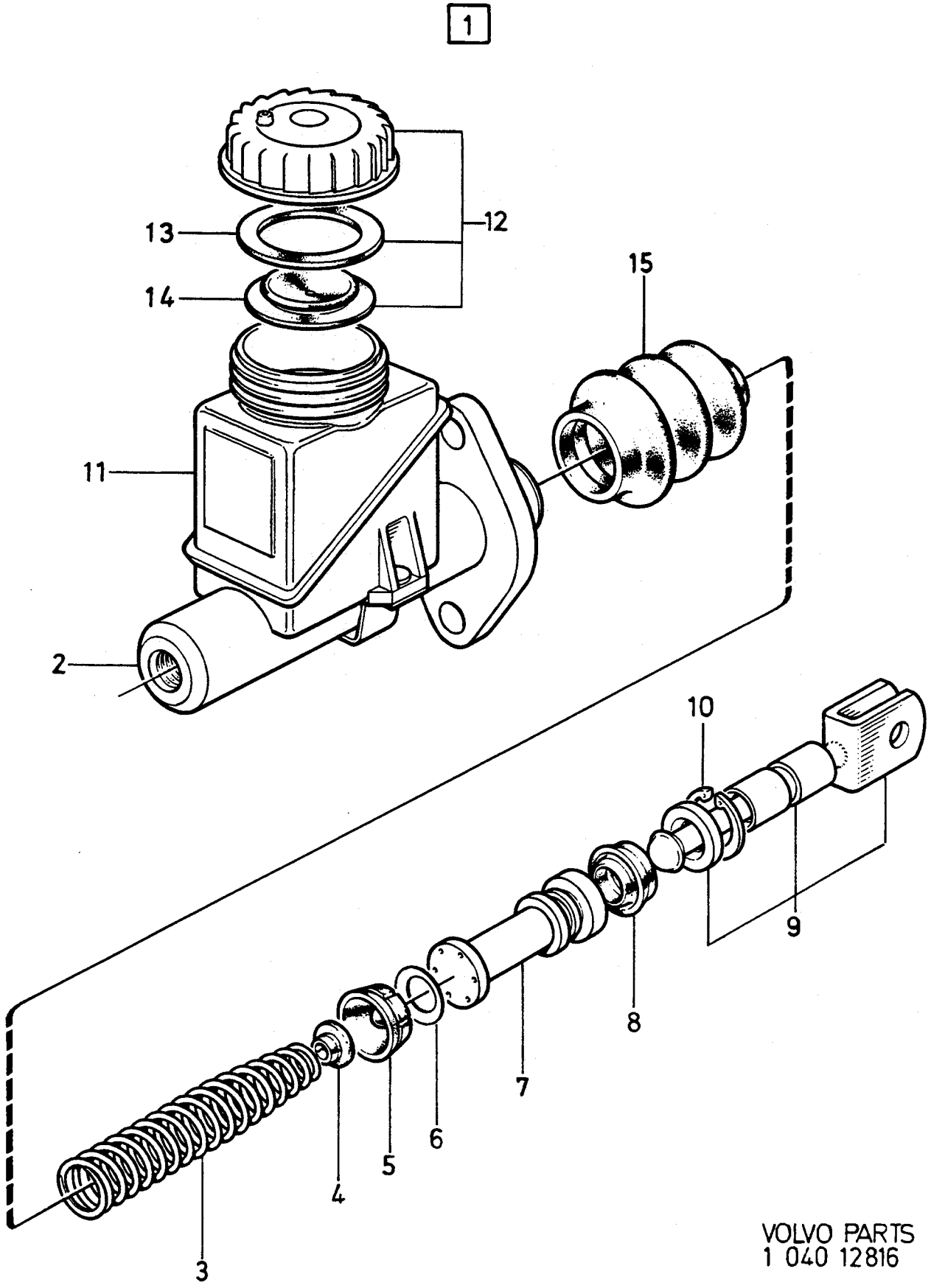
1
13
12
14
15
11
2
10
9
8
7
6
5
4
3
VOLVO PARTS
1 040 12816

A	1229929	MASTER CYLINDER HUVUDCYLINDER	Group Grupp 41
B			Page Sida 561
C			
D			
E			

Fig	Part No. Artikel nr	Quantity /Antal A	B	C	D	E	P S	Description	Benämning	Notes Anmärkning	S R
1	1229929-3	1	-	-	-	-		Master cylinder	Huvudcylinder		2
2		1	-	-	-	-	NS	• Housing	• Hus		
3	1272247-6	1	-	-	-	-		• Spring	• Fjäder		2
4	1272248-4	1	-	-	-	-		• Spring seat	• Fjädersäte		2
5		1	-	-	-	-	NS	• Gasket	• Packning		
6		1	-	-	-	-	KN	• Washer	• Bricka		
7	1272251-8	1	-	-	-	-		• Piston	• Kolv		3
8		1	-	-	-	-	NS	• Gasket	• Packning		
9	1207369-8	1	-	-	-	-		• Push rod	• Tryckstång		4
10	3103364-0	1	-	-	-	-		• Retaining ring	• Spårring		2
11		1	-	-	-	-	NS	• Oil reservoir	• Oljebehållare		
12	1207364-9	1	-	-	-	-		• Filler cap	• Påfyllningslock		4
13		1	-	-	-	-	NS	•• Gasket	•• Packning		
14		1	-	-	-	-	NS	•• Seal	•• Tätning		
15		1	-	-	-	-	KN	• Bellows	• Gummikåpa		
	273696-5	1	-	-	-	-		Repair kit	Reparationssats		2

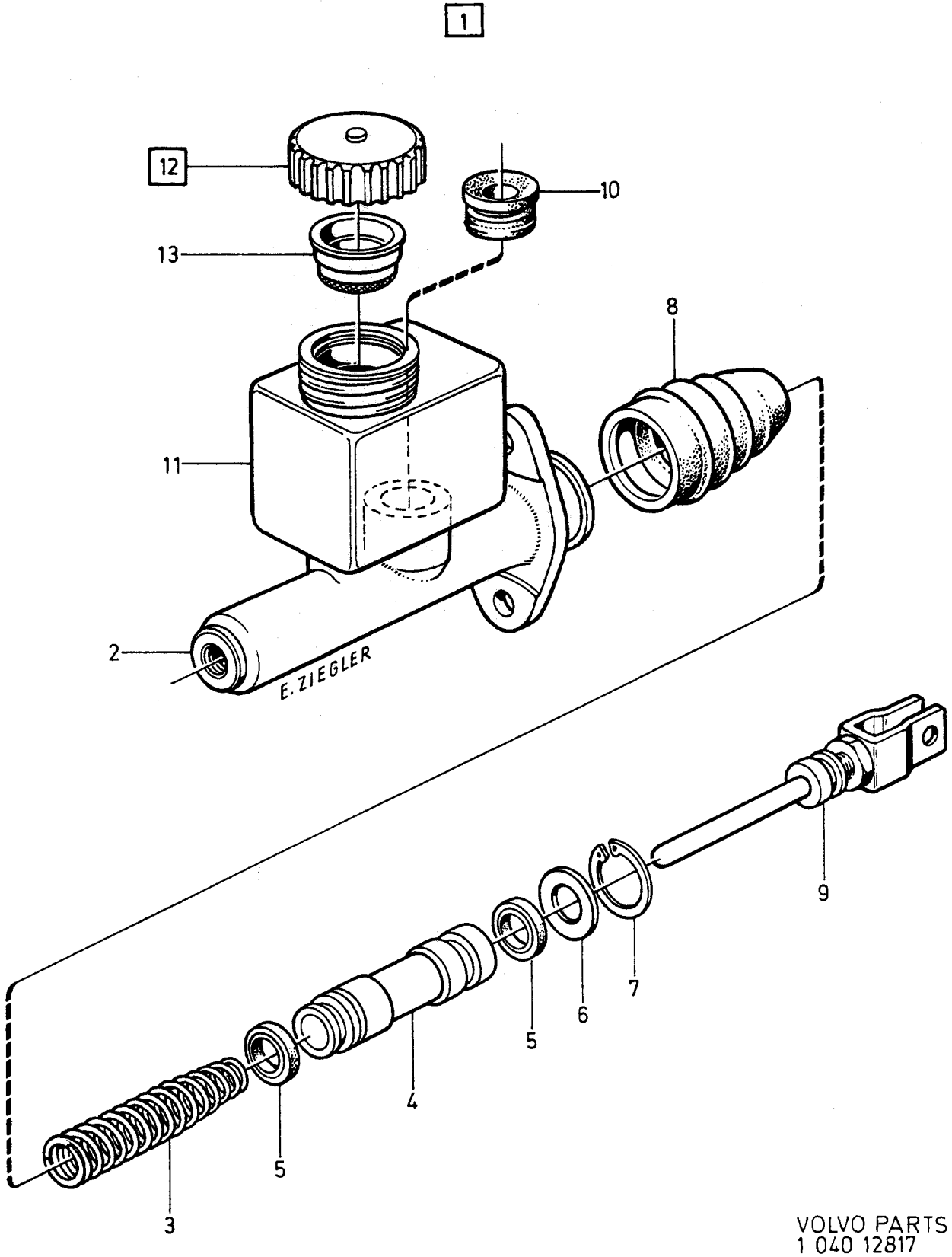

VOLVO PARTS
1 040 12817

A	1205729	MASTER CYLINDER HUVUDCYLINDER	Group Grupp 41
B			
C			Page Sida 563
D			
E			

Fig	Part No. Artikel nr	Quantity /Antal					P S	Description	Benämning	Notes Anmärkning	S R
		A	B	C	D	E					
1	1205729-5	1	-	-	-	-		Master cylinder	Huvudcylinder		3
2		1	-	-	-	-	NS	• Housing	• Hus		
3	1221927-5	1	-	-	-	-		• Spring	• Fjäder		2
4		1	-	-	-	-	NS	• Piston	• Kolv		
5		2	-	-	-	-	KN	• Sealing ring	• Tätningsring		
6	1221929-1	1	-	-	-	-		• Washer	• Bricka		2
7		1	-	-	-	-	KN	• Lock ring	• Låsring		
8		1	-	-	-	-	KN	• Bellows	• Gummikåpa		
9	1221932-5	1	-	-	-	-		• Piston rod	• Kolvstång		4
10		1	-	-	-	-	NS	• Rubber plug	• Gummipropp		
11	1221933-3	1	-	-	-	-		• Oil reservoir	• Oljebehållare		3
12	667360-2	1	-	-	-	-		• Cover	• Lock		3
13	667359-4	1	-	-	-	-		• • Strainer	• • Sil		3
	273345-9	1	-	-	-	-		Repair kit	Reparationssats		2

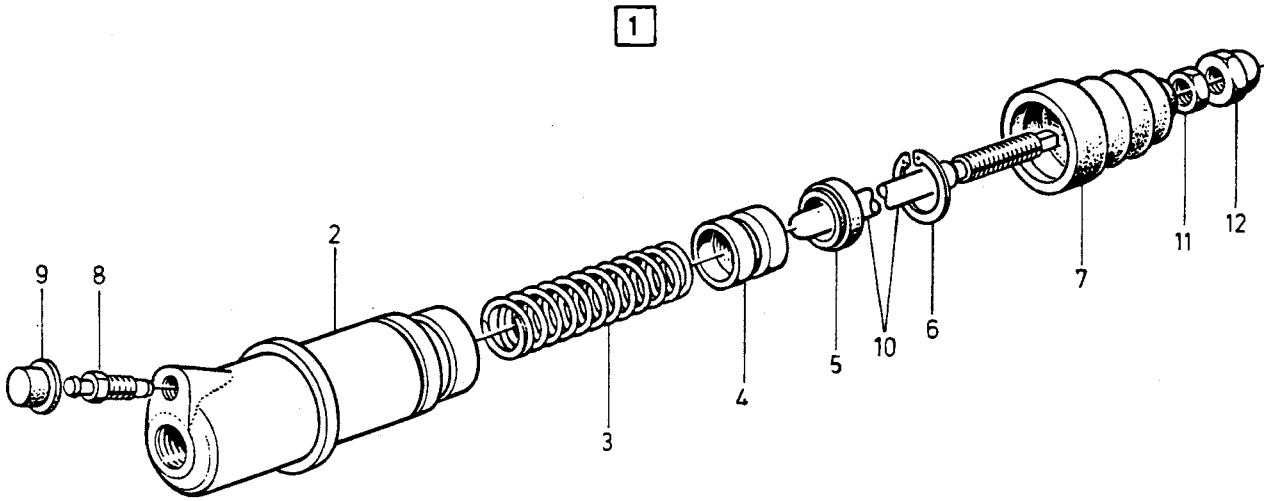

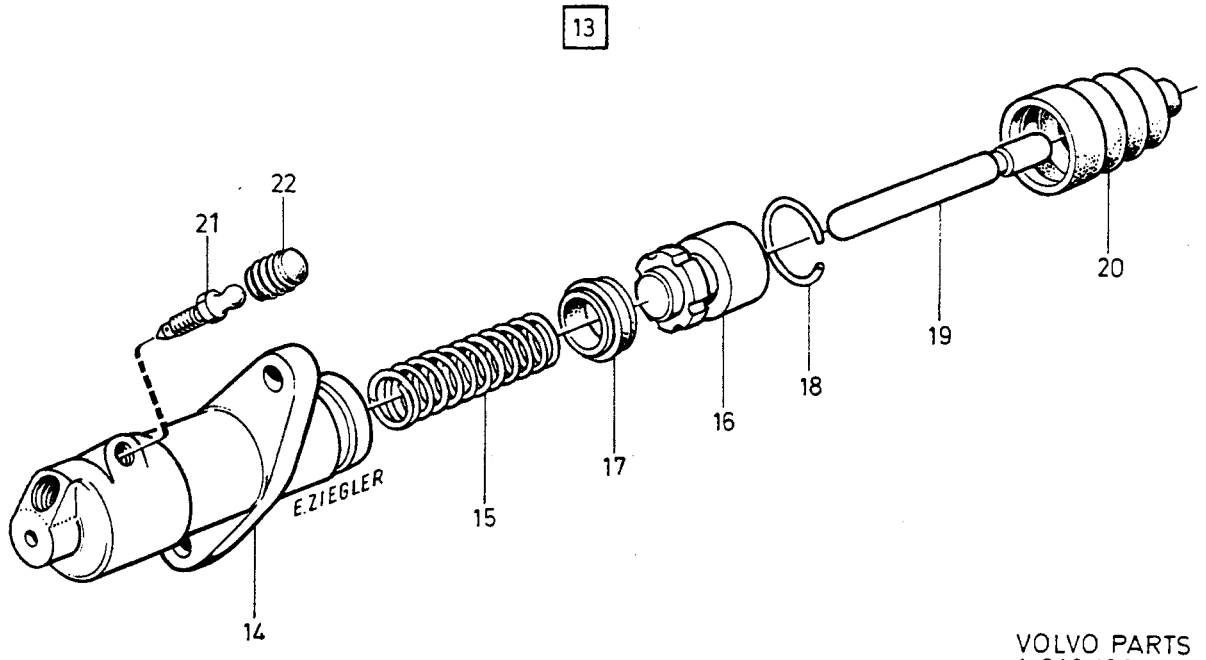

VOLVO PARTS
1 040 12813

A	1205733
B	1272370
C	
D	
E	

CONTROL CYLINDER — MANÖVERCYLINDER

Group / Grupp 41

Page / Sida 565

Fig	Part No. / Artikel nr	Quantity /Antal A	B	C	D	E	PS	Description	Benämning	Notes / Anmärkning	SR
1	1205733-7	1	-	-	-	-		Control cylinder	Manövercylinder		2
2		1	-	-	-	-	NS	• Housing	• Hus		
3	1207371-4	1	-	-	-	-		• Spring	• Fjäder		2
4	1207372-2	1	-	-	-	-		• Piston	• Kolv		2
5		1	-	-	-	-	KN	• Gasket	• Packning		
6	1207374-8	1	-	-	-	-		• Retaining ring	• Spårring		2
7		1	-	-	-	-	KN	• Bellows	• Gummikåpa		
8	3100966-5	1	-	-	-	-		• Bleeder screw	• Avluftningsskruv		2
9	1228388-3	1	-	-	-	-		• Protecting casing	• Skyddskåpa		2
10	1207376-3	1	-	-	-	-		• Push rod	• Tryckstång		2
11	1207377-1	1	-	-	-	-		• Nut	• Mutter		2
12	1207378-9	1	-	-	-	-		• Nut	• Mutter		2
	273357-4	1	-	-	-	-		Repair kit	Reparationssats		2
13	1272370-6	-	1	-	-	-		Control cylinder	Manövercylinder		2
14		-	1	-	-	-	NS	• Housing	• Hus		
15	1221935-8	-	1	-	-	-		• Compression spring	• Tryckfjäder		2
		-	1	-	-	-	NS	• Piston	• Kolv		
17		-	1	-	-	-	NS	• Gasket	• Packning		
18	1221937-4	-	1	-	-	-		• Retaining ring	• Spårring		2
19	1221939-0	-	1	-	-	-		• Push rod	• Tryckstång		2
20		-	1	-	-	-	KN	• Bellows	• Gummikåpa		
21	1221940-8	-	1	-	-	-		• Bleeder nipple	• Avluftningsnippel		3
22	656456-1	-	1	-	-	-		• Rubber cap	• Gummihatt	(1221941)	2
	273733-6	-	1	-	-	-		Repair kit	Reparationssats		2

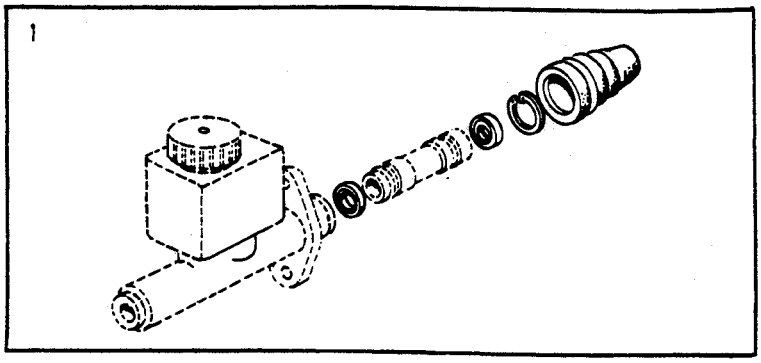

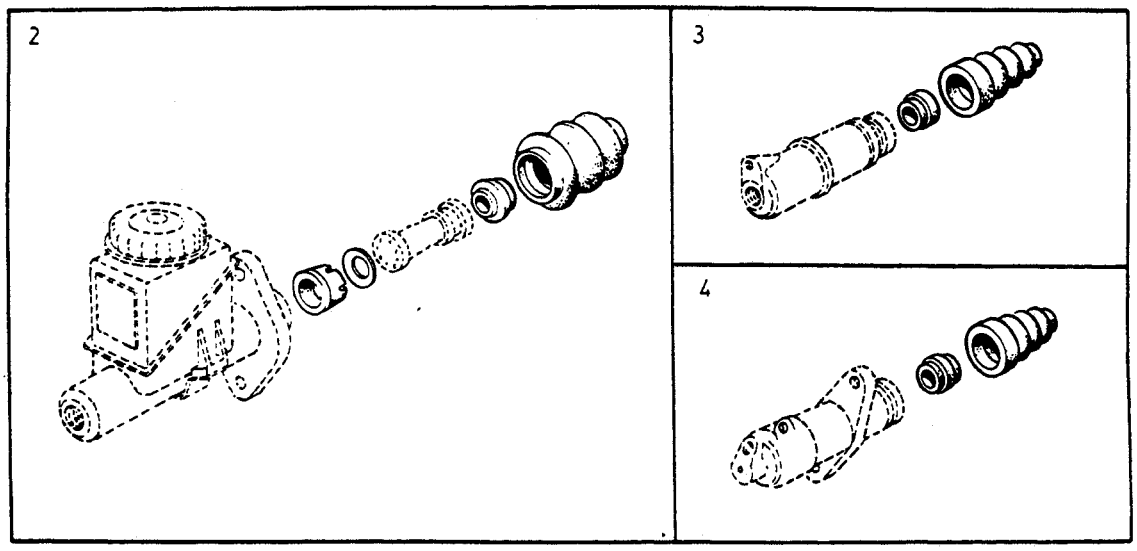

©VOLVO
Genuine Parts

A
B
C
D
E

REPAIR KITS
MASTER CYLINDER
CONTROL CYLINDER

REPARATIONSSATS
HUVUDCYLINDER
MANÖVERCYLINDER

Group
Grupp
41

Page
Sida
567

Fig	Part No. Artikel nr	Quantity /Antal A	B	C	D	E	PS	Description	Benämning	Notes Anmärkning	SR
1	273696-5	1	-	-	-	-		Repair kit ..... Master cylinder	Reparationssats ..... Huvudcylinder	R.H.D, B200, B230	2
2	273345-9	1	-	-	-	-		Repair kit ..... Master cylinder	Reparationssats ..... Huvudcylinder	B28	2
3	273357-4	1	-	-	-	-		Repair kit ..... Control cylinder	Reparationssats ..... Manövercylinder	R.H.D, B200, B230	2
4	273733-6	1	-	-	-	-		Repair kit ..... Control cylinder	Reparationssats ..... Manövercylinder	B28	2



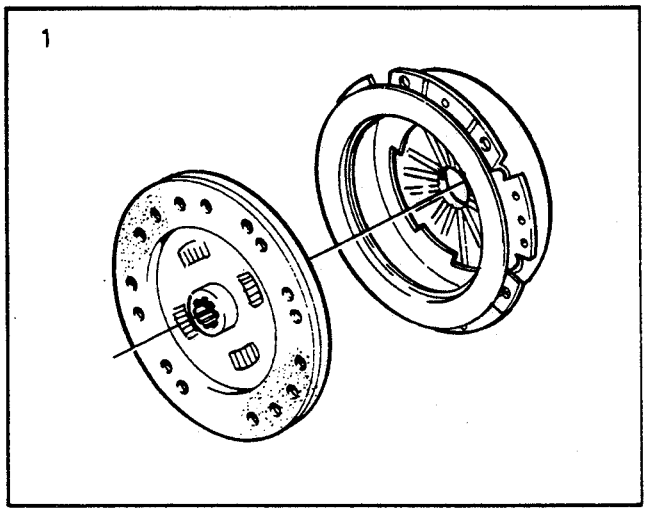
1

A	M45	REPAIR KITS CLUTCH	REPARATIONSSATS KOPPLING
B	M46		
C	M47		
D			
E			

Group / Grupp: 41

Page / Sida: 569

	Fig	Part No. / Artikel nr	Quantity /Antal A	B	C	D	E	PS	Description	Benämning	Notes / Anmärkning	SR
☆	1	271264-4	1	-	1	-	-		Clutch kit	Kopplingsats	(270507), B230A/E/F/K	2
☆		271264-4	-	-	1	-	-		Clutch kit	Kopplingsats	(270507), B23A	2
☆		271265-1	-	1	-	-	-		Clutch kit	Kopplingsats	(270509), D24	2
☆		271266-9	1	-	-	-	-		Clutch kit	Kopplingsats	(270895), B200K	2
☆		271266-9	-	1	-	-	-		Clutch kit	Kopplingsats	(270895), B230E/F	2

A
B
C
D
E

SUB GROUP
GEARBOX

UNDERGRUPP
VÄXELLÅDA

Group
Grupp
43

Page
Sida
571

Fig	Part No. Artikel nr	Quantity /Antal A	B	C	D	E	PS	Description	Benämning	Notes Anmärkning	SR
		-	-	-	-	-		Gearbox, manual M45, M46	Växellåda, manuell M45, M46	SEE 43•573	
		-	-	-	-	-		Gearbox, manual M47	Växellåda, manuell M47	SEE 43•581	
		-	-	-	-	-		•Gearshift M45, M46	•Växelreglage M45, M46	SEE 43•615	
		-	-	-	-	-		•Gearshift M47	•Växelreglage M47	SEE 43•617	
		-	-	-	-	-		•Gearbox mounting 4CYL, 6CYL. M45, M46, M47	•Växellådsupphängning 4CYL, 6CYL. M45, M46, M47	SEE 43•619	
		-	-	-	-	-		•Gearbox mounting ..... DSL. M45, M46, M47	•Växellådsupphängning ..... DSL. M45, M46, M47	SEE 43•621	
		-	-	-	-	-		Repair kits overdrive M46	Reparationssats överväxel M46	SEE 43•737	
		-	-	-	-	-		Automatic gearbox ..... Gearbox mounting BW55, AW70, AW71	Automatväxellåda ..... Växellådsupphängning BW55, AW70, AW71	SEE 43•633	
		-	-	-	-	-		•Gearshift BW55 AW70, AW71	•Växelreglage BW55 AW70, AW71	SEE 43•729	
		-	-	-	-	-		•Gearbox cooling BW55 AW70, AW71	•Växellådskylning BW55 AW70, AW71	SEE 43•733	
		-	-	-	-	-		Repair kits automatic gearbox BW55	Reparationssats automatväxellåda BW55	SEE 43•739	
		-	-	-	-	-		Repair kits automatic gearbox BW55	Reparationssats automatväxellåda BW55	SEE 43•741	
		-	-	-	-	-		Repair kits automatic gearbox AW70, AW71	Reparationssats automatväxellåda AW70, AW71	SEE 43•743	
		-	-	-	-	-		Repair kits automatic gearbox	Reparationssats automatväxellåda	SEE 43•745	
		-	-	-	-	-		AW70, AW71	AW70, AW71		
		-	-	-	-	-		Notes	Anmärkning	1)	

1) Engines B17A, B19ET, B21ET, B21FT and related parts are not listed in this catalogue. For the subject engines, please refer to the 240-260 SERIES 1979-1984 catalogue. / Motorer B17A,B19ET,B21ET,B21FT och tillhörande detaljer redovisas ej i denna katalog. Vid behov hänvisas till reservdelskatalog 240-260 SERIES 1979-1984.

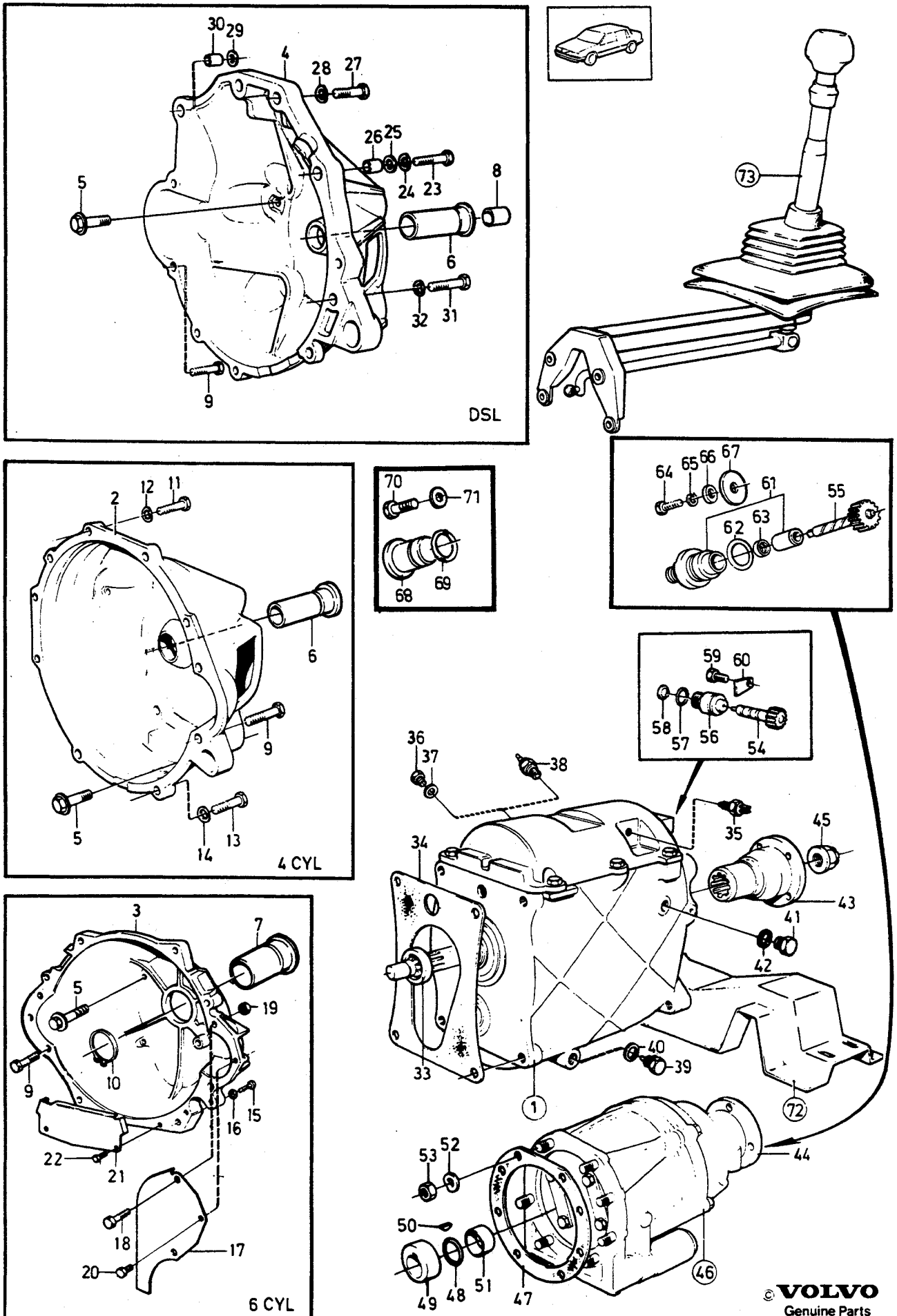

© VOLVO
Genuine Parts
PV 430 41487
(104:5)

A	M45
B	M46
C	
D	
E	

GEARBOX, MANUAL — VÄXELLÅDA, MANUELL

Group / Grupp 43

Page / Sida 573

M45, M46

Fig	Part No. / Artikel nr	Quantity /Antal A	B	C	D	E	PS	Description	Benämning	Notes / Anmärkning	SR
1	*(1208404)*	1	-	-	-	-	SP	Gearbox 4.33/1	Växellåda 4.33/1	1985 4CYL TRANS MARKED 1208404	
		-	-	-	-	-		•SEE **43**•585	•SEE **43**•585	REPL 1 PCS 1208612-0	
	(1208462)	1	-	-	-	-	SP	Gearbox 4.33/1	Växellåda 4.33/1	1986 4CYL TRANS MARKED 1208462	
		-	-	-	-	-		•SEE **43**•585	•SEE **43**•585	REPL 1 PCS 1208612-0, 1 PCS 1220234-7, 1 PCS 381385-4, 1 PCS 955270-4, 1 PCS 949656-3	
	(1208536)	1	-	-	-	-	SP	Gearbox 4.33/1	Växellåda 4.33/1	1987. 4CYL TRANS MARKED 1208536	6
		-	-	-	-	-		•SEE **43**•585	•SEE **43**•585	REPL 1 PCS 1208612-0	
	(1208524)	1	-	-	-	-	SP	Gearbox 4.33/1	Växellåda 4.33/1	4CYL. 1988- TRANS MARKED 1208524	6
		-	-	-	-	-		•SEE **43**•589	•SEE **43**•589	REPL 1 PCS 1208612-0	
	1208383	-	1	-	-	-	NS	Gearbox 4.0/1	Växellåda 4.0/1	4CYL TRANS MARKED 1208383	5
		-	-	-	-	-		•SEE **43**•593	•SEE **43**•593	REPL 1 PCS 1208444-8	
	1208372	-	1	-	-	-	NS	Gearbox 4.03/1	Växellåda 4.03/1	B230E TRANS MARKED 1208372	5
		-	-	-	-	-		•SEE **43**•593	•SEE **43**•593	REPL 1 PCS 1208443-0	
	(1208464)	-	1	-	-	-	SP	Gearbox 4.03/1	Växellåda 4.03/1	B230F 4DRS CH -155399	
		-	-	-	-	-		•SEE **43**•593	•SEE **43**•593	5DRS CH -666926 TRANS MARKED 1208464 REPL 1 PCS 1208443-0	
	(1208500)	-	1	-	-	-	SP	Gearbox 4.03/1	Växellåda 4.03/1	B230F 4DRS CH 155400-	
		-	-	-	-	-		•SEE **43**•593	•SEE **43**•593	5DRS CH 666927- TRANS MARKED 1208500 REPL 1 PCS 1208443-0	
	1208422	-	1	-	-	-	NS	Gearbox 4.0/1	Växellåda 4.0/1	6CYL TRANS MARKED 1208422	5
		-	-	-	-	-		•SEE **43**•593	•SEE **43**•593	REPL 1 PCS 1208444-8	
	1208405	-	1	-	-	-	NS	Gearbox 4.03/1	Växellåda 4.03/1	DSL TRANS MARKED 1208405	5
		-	-	-	-	-		•SEE **43**•593	•SEE **43**•593	REPL 1 PCS 1208444-8	
	(1208442)	1	-	-	-	-	SP	Gearbox	Växellåda	1) -1986 4CYL	5
		-	-	-	-	-		•SEE **43**•585	•SEE **43**•585	TRANS MARKED 1208442 REPL 1 PCS 1208612-0	
	1208569-2	1	-	-	-	-		Gearbox	Växellåda	1) 1987. 4CYL	5
		-	-	-	-	-		•SEE **43**•585	•SEE **43**•585	TRANS MARKED 1208569 REPL 1 PCS 1208612-0	
	1208444-8	-	1	-	-	-		Gearbox	Växellåda	1) 4CYL TURBO,	5
		-	-	-	-	-		•SEE **43**•593	•SEE **43**•593	6CYL, DSL TRANS MARKED 1208444	

1) Spare part version. / Reservdelsutförande.

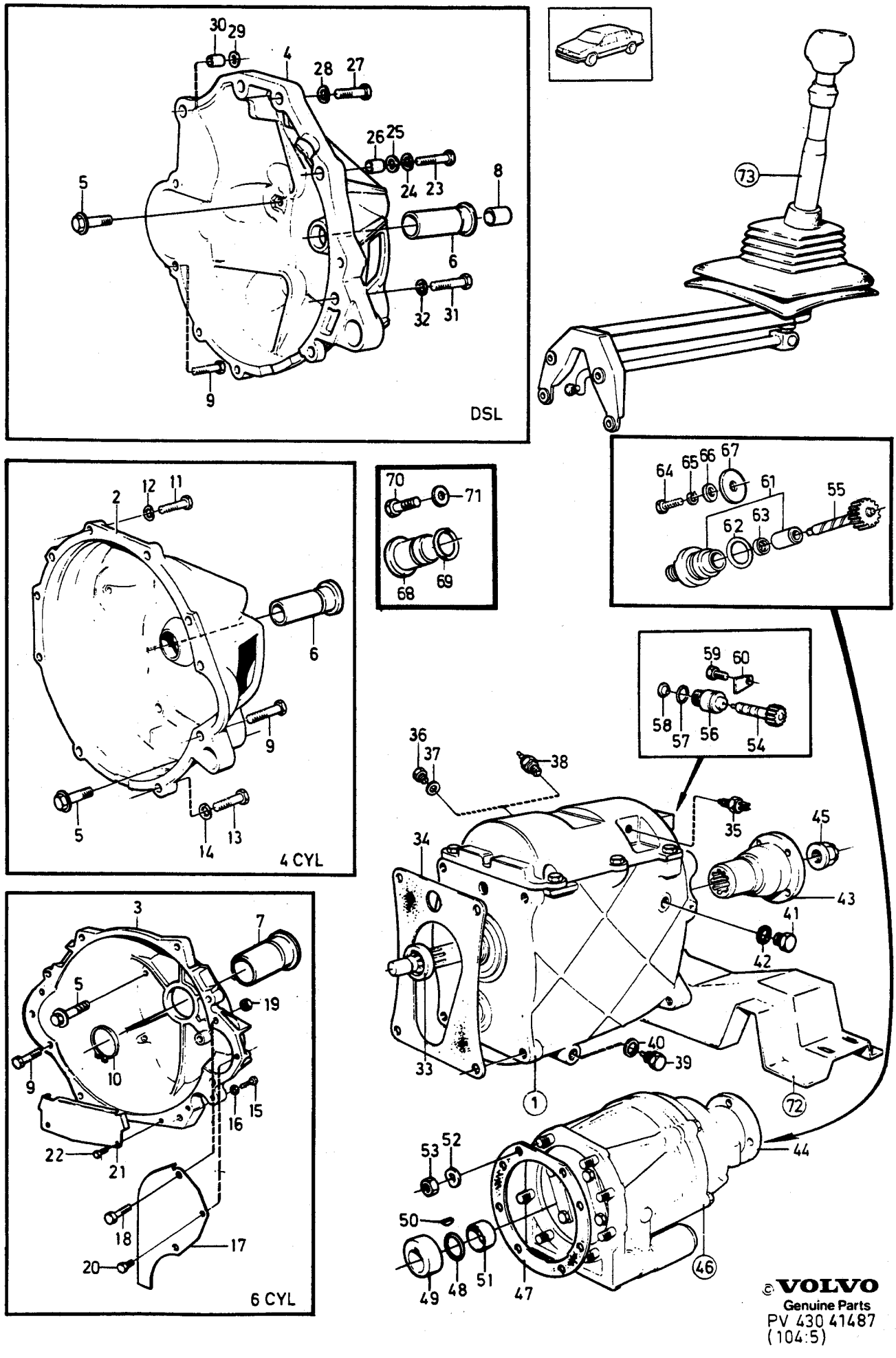

©VOLVO
Genuine Parts
PV 430 41487
(104:5)

A	M45	GEARBOX, MANUAL / VÄXELLÅDA, MANUELL	Group / Grupp 43
B	M46		
C			
D			Page / Sida 575
E		M45, M46	

Fig	Part No. / Artikel nr	Quantity / Antal A	B	C	D	E	PS	Description	Benämning	Notes / Anmärkning	SR
	1208443-0	-	1	-	-	-		Gearbox	Växellåda	1) 4CYL EXC TURBO	5
		-	-	-	-	-		•SEE **43**•593	•SEE **43**•593	TRANS MARKED 1208443	
2	1220769-2	1	-	-	-	-		•Clutch housing	•Kopplingskåpa	4CYL	5
3	1232625-2	-	1	-	-	-		•Clutch housing	•Kopplingskåpa	6CYL	5
4	1340634-3	-	1	-	-	-		•Clutch housing	•Kopplingskåpa	DSL	5
5	965185-2	4	4	-	-	-		•Flange screw	•Flänsskruv		2
6	1220376-6	1	1	-	-	-		•Sleeve	•Hylsa	4CYL, DSL	3
7	1209257-3	-	1	-	-	-		•Sleeve	•Hylsa	6CYL	3
8	1232398-6	-	1	-	-	-		•Sleeve	•Hylsa	DSL	3
9		2	2	-	-	-		•Screw	•Skruv	SEE **33**•427	
10	945497-6	-	1	-	-	-		•Retaining ring	•Spårring	6CYL. 34 X 1.50 ALTER	2
	968700-5	-	1	-	-	-		•Retaining ring	•Spårring	6CYL. 34 X 1.75 ALTER	2
☆ 11	970972-6	1	1	-	-	-		•Screw	•Skruv	(955342), M12x40mm	2
12	940280-1	2	2	-	-	-		•Spring washer	•Fjäderbricka	I.DIA 13.5 mm	2
13	955320-7	2	2	-	-	-		•Screw	•Skruv	M10x40mm	2
14	941908-6	2	2	-	-	-		•Spring washer	•Fjäderbricka	I.DIA 10.5 mm	2
15	955320-7	-	4	-	-	-		•Screw	•Skruv	M10x40mm	2
16	941908-6	-	4	-	-	-		•Spring washer	•Fjäderbricka	I.DIA 10.5 mm	2
17	1232090-9	-	1	-	-	-		•Cover plate, l.h.	•Täckplåt, v	6CYL L.H.D	4
	1232091-7	-	1	-	-	-		•Cover plate, r.h.	•Täckplåt, h	6CYL L.H.D	4
	1232092-5	-	1	-	-	-		•Cover plate, l.h.	•Täckplåt, v	6CYL R.H.D	4
	1232093-3	-	1	-	-	-		•Cover plate, r.h.	•Täckplåt, h	6CYL R.H.D	4
18	959224-7	-	2	-	-	-		•Screw	•Skruv		2
☆ 19	968862-3	-	2	-	-	-		•Flange nut	•Flänsmutter	(955782)	8
20	955274-6	-	1	-	-	-		•Screw	•Skruv		2
21	1232094-1	-	1	-	-	-		•Cover plate	•Täckplåt		4
22	955271-2	-	2	-	-	-		•Screw	•Skruv	(955270)	2
☆ 23	970982-5	-	3	-	-	-		•Screw	•Skruv	M12x100mm (955352)	2
24	940280-1	-	1	-	-	-		•Spring washer	•Fjäderbricka	I.DIA 13.5 mm	2
25	1232411-7	-	1	-	-	-		•Washer	•Bricka		3
26	1232637-7	-	1	-	-	-		•Guide sleeve	•Styrhylsa		3
☆ 27	970974-2	4	4	-	-	-		•Screw	•Skruv	(955344), M12x50mm	2
28	940280-1	-	4	-	-	-		•Spring washer	•Fjäderbricka	I.DIA 13.5 mm	2
29	1232411-7	4	1	-	-	-		•Washer	•Bricka		3
30	1232637-7	4	1	-	-	-		•Guide sleeve	•Styrhylsa		3
☆ 31	949366-9	1	4	-	-	-		•Screw	•Skruv	(955326)	2
32	941908-6	1	4	-	-	-		•Spring washer	•Fjäderbricka	I.DIA 10.5 mm	2
33	1377748-7	1	1	-	-	-		•Sealing ring	•Tätningsring	(191685)	2
34	1340989-1	1	1	-	-	-		•Gasket asbestos-free	•Packning asbestfri		2
35	1307086-7	1	1	-	-	-		•Reverse light contact	•Backljuskontakt	EXC B230F 4DRS CH -82058 5DRS CH -600517	2
	1324905-7	1	1	-	-	-		•Reverse light contact	•Backljuskontakt	B230F, 4DRS CH -82058 5DRS CH -600517	2
36	960630-2	1	-	-	-	-		•Plug	•Propp		2
37	957178-7	1	-	-	-	-		•Gasket	•Packning		2
38	1324496-7	-	1	-	-	-		•Contact Overdrive	•Kontakt Överväxel		2
39	1377334-6	1	1	-	-	-		•Magnetic plug	•Magnetpropp		2
40	957181-1	1	1	-	-	-		•Gasket	•Packning		2
41	1381504-8	1	1	-	-	-		•Plug	•Propp		2
42	957181-1	1	1	-	-	-		•Gasket	•Packning		2
43	1209369-6	1	-	-	-	-		•Companion flange	•Medbringare		3
44		-	1	-	-	-		•Companion flange	•Medbringare	SEE **43**•625	
45	947855-3	1	-	-	-	-		•Nut	•Mutter		2
46	*(1208402)*	-	1	-	-	-	SP	•Overdrive	•Överväxel	MARKED LAYCOCK 115935	5
		-	-	-	-	-		••SEE **43**•623	••SEE **43**•623	4CYL TRANS MARKED 1208383 REPL 1 PCS 1208626-0	

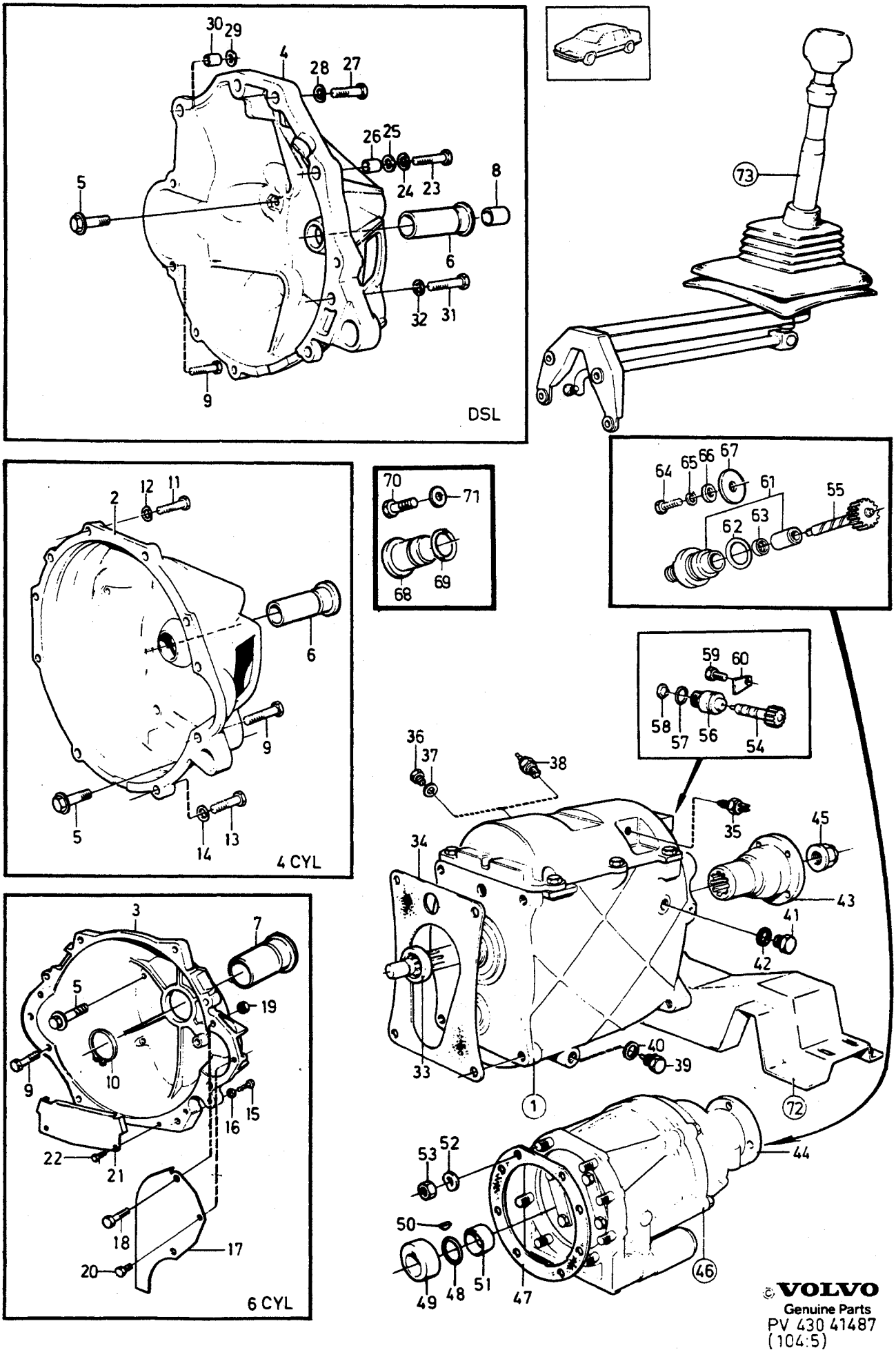

© VOLVO
Genuine Parts
PV 430 41487
(104:5)

A	M45
B	M46
C	
D	
E	

GEARBOX, MANUAL — VÄXELLÅDA, MANUELL

Group / Grupp: 43

Page / Sida: 577

M45, M46

Fig	Part No. Artikel nr	Quantity /Antal A	B	C	D	E	PS	Description	Benämning	Notes Anmärkning	SR
	1208465-3	-	1	-	-	-		•Overdrive	•Överväxel	MARKED LAYCOCK 115951	5
		-	-	-	-	-		••SEE 43•623	••SEE 43•623	B230F	
										4DRS CH -155399	
										5DRS CH -666926	
										TRANS MARKED 1208464	
	(1208474)	-	1	-	-	-	SP	•Overdrive	•Överväxel	MARKED LAYCOCK 115952	5
		-	-	-	-	-		••SEE 43•623	••SEE 43•623	B230F	
										4DRS CH 155400-	
										5DRS CH 666927-	
										REPL 1 PCS 1208626-0	
	(1208328)	-	1	-	-	-	SP	•Overdrive	•Överväxel	MARKED LAYCOCK 115938	5
		-	-	-	-	-		••SEE 43•623	••SEE 43•623	4CYL	
										REPL 1 PCS 1208628-6	
	1208282-2	-	1	-	-	-		•Overdrive	•Överväxel	MARKED LAYCOCK 115925	5
		-	-	-	-	-		••SEE 43•623	••SEE 43•623	4CYL, 6CYL, DSL	
										TRANS MARKED 1208372,	
										1208422, 1208405	
										REPL 1PCS 1208626-0	
☆	1208629-4	-	1	-	-	-		•Overdrive	•Överväxel	1) MARKED LAYCOCK	5
										119038	
		-	-	-	-	-		••SEE 43•623	••SEE 43•623	B230F	
										REPL 1PCS 1208698-9	
☆	1208698-9	-	1	-	-	-		•Overdrive	•Överväxel	1) B230F	5
		-	-	-	-	-		••SEE 43•629	••SEE 43•629		
47	380618-9	-	1	-	-	-		•Gasket	•Packning		2
48	380653-6	-	1	-	-	-		•Retaining ring	•Spårring		3
49	380652-8	-	1	-	-	-		•Cam	•Kam		3
50	191882-0	-	1	-	-	-		•Key	•Kil		2
51	380654-4	-	1	-	-	-		•Spring ring	•Fjäderring		3
52	955920-4	-	8	-	-	-		•Spring washer	•Fjäderbricka		2
53	955846-1	-	8	-	-	-		•Nut	•Mutter		2
54	1220257-8	1	-	-	-	-		Speedometer gear 16-cog	Hastighetsmätarhjul 16 kuggar	R.AX RATIO 3.15/1	3
										1985	
	380978-7	1	-	-	-	-		Speedometer gear 17-cog	Hastighetsmätarhjul 17 kuggar	R.AX RATIO 3.31/1	3
										1985	
	380979-5	1	-	-	-	-		Speedometer gear 18-cog	Hastighetsmätarhjul 18 kuggar	R.AX RATIO 3.54/1	3
										1985	
	380980-3	1	-	-	-	-		Speedometer gear 19-cog	Hastighetsmätarhjul 19 kuggar	R.AX RATIO 3.73/1	3
										1985	
	1220484-8	1	-	-	-	-		Speedometer gear 20-cog	Hastighetsmätarhjul 20 kuggar	R.AX RATIO 3.91/1	3
										1985	
55	380754-2	-	1	-	-	-		Speedometer gear 18-cog	Hastighetsmätarhjul 18 kuggar	R.AX RATIO 3.54/1	3
										1985	
	381681-6	-	1	-	-	-		Speedometer gear 19-cog	Hastighetsmätarhjul 19 kuggar	R.AX RATIO 3.73/1	3
										1985	
	380753-4	-	1	-	-	-		Speedometer gear 20-cog	Hastighetsmätarhjul 20 kuggar	R.AX RATIO 3.31/1	3
										1985	
	380753-4	-	1	-	-	-		Speedometer gear 20-cog	Hastighetsmätarhjul 20 kuggar	R.AX RATIO 3.91/1	3
										1985	
56		1	-	-	-	-	NS	Bearing sleeve plastics	Lagerhylsa plast	1985	
										REPL 1 PCS 381608-9	
	381608-9	1	-	-	-	-		Bearing sleeve steel	Lagerhylsa stål	1985	3
57	949656-3	1	-	-	-	-		O-ring	O-ring	1985	2
58	380192-5	1	-	-	-	-		O-ring	O-ring	1985	2
59	944054-6	1	-	-	-	-		Screw	Skruv	1985	2
								Seal	Plomb		

1) Spare part version. / Reservdelsutförande.

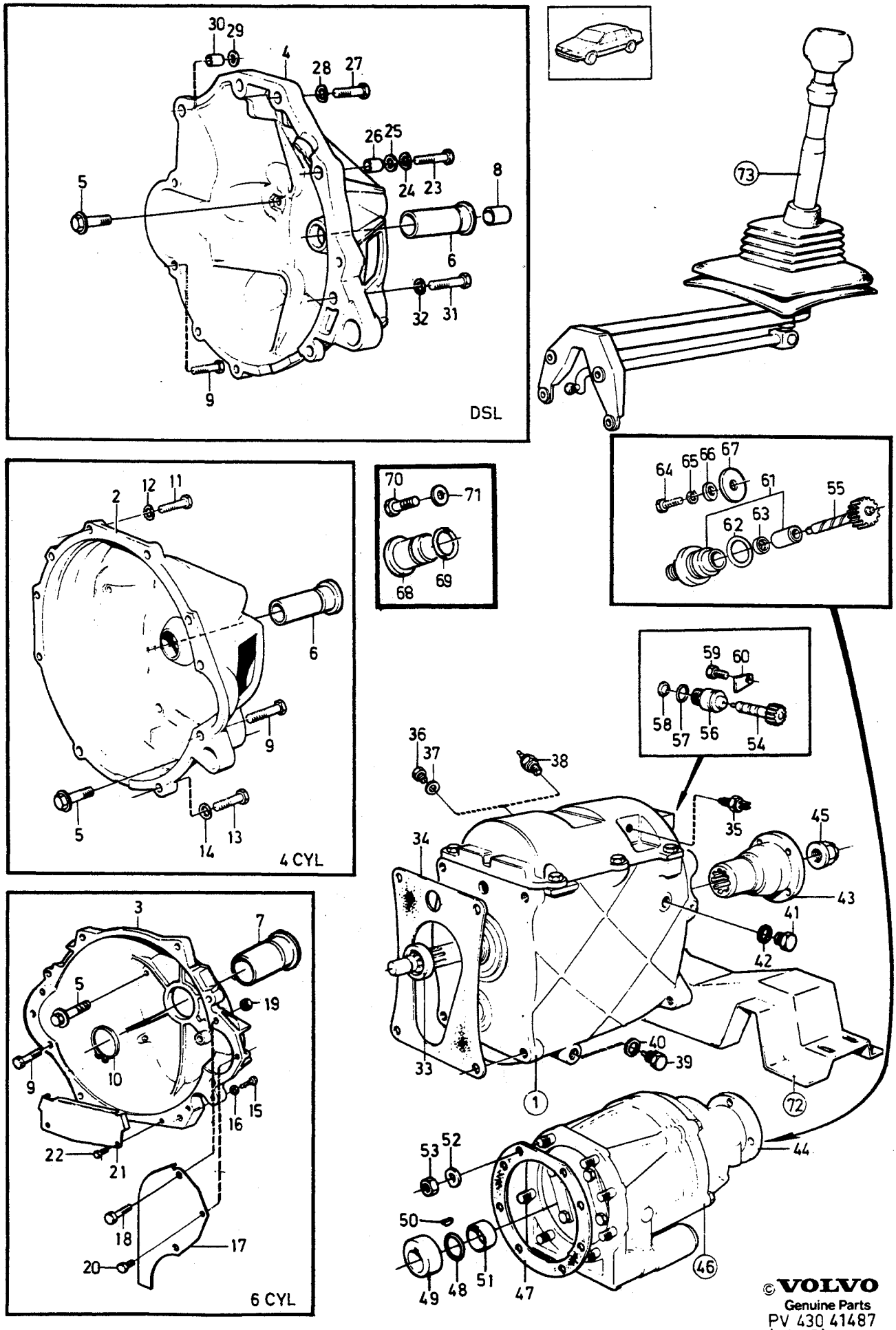

©VOLVO
Genuine Parts
PV 430 41487
(104:5)

A	M45	GEARBOX, MANUAL — VÄXELLÅDA, MANUELL	Group Grupp 43
B	M46		
C			Page Sida 579
D			
E		M45, M46	

Fig	Part No. Artikel nr	Quantity /Antal A	B	C	D	E	PS	Description	Benämning	Notes Anmärkning	SR
60	381385-4	1	-	-	-	-		Lock washer	Låsbricka	1985	3
61	1232153-5	-	1	-	-	-		Bearing sleeve	Lagerhylsa	1985	3
62	380752-6	-	1	-	-	-		Sealing ring	Tätningsring	1985	3
63	380757-5	-	1	-	-	-		O-ring	O-ring	1985	2
64	946245-8	-	1	-	-	-		Screw Seal	Skruv Plomb	1985	2
65	955920-4	-	1	-	-	-		Spring washer	Fjäderbricka	1985	2
66	948315-7	-	1	-	-	-		Washer	Bricka	1985	2
67	948602-8	-	1	-	-	-		Washer	Bricka	1985	2
68	1220200-8	-	1	-	-	-		Plug	Plugg	4CYL, 6CYL 1986-	3
69	380757-5	-	1	-	-	-		•O-ring	•O-ring	4CYL, 6CYL 1986-	2
70	955636-6	-	1	-	-	-		Screw	Skruv	4CYL, 6CYL 1986-	2
71	948602-8	-	1	-	-	-		Washer	Bricka	4CYL, 6CYL 1986-	2
72		-	-	-	-	-		Gearbox mounting 4CYL, 6CYL. M45, M46, M47	Växellådsupphängning 4CYL, 6CYL. M45, M46, M47	SEE **43**•619	
		-	-	-	-	-		Gearbox mounting DSL. M45, M46, M47	Växellådsupphängning DSL. M45, M46, M47	SEE **43**•621	
73		-	-	-	-	-		Gearshift	Växelreglage	SEE **43**•615	

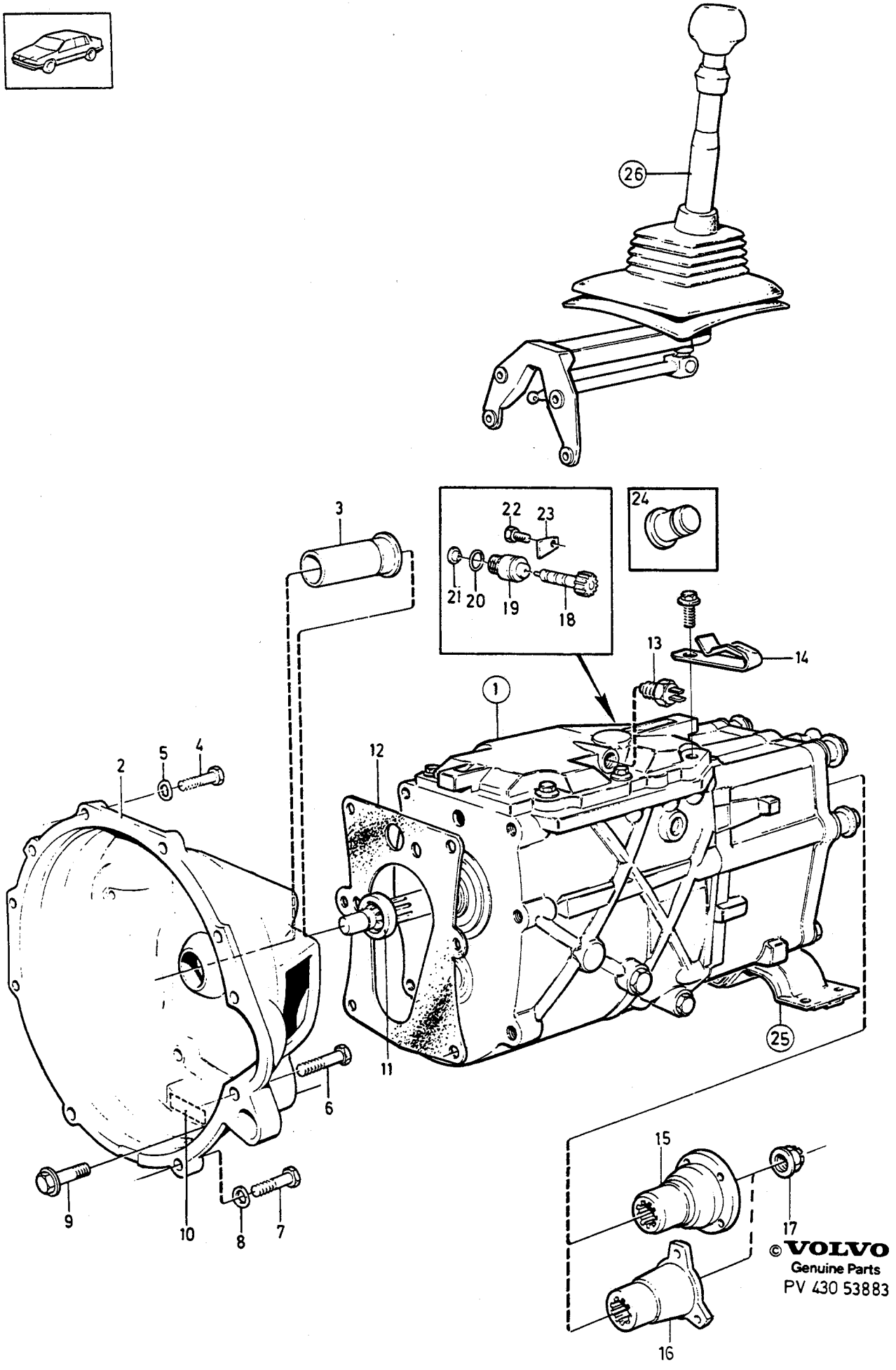

© VOLVO
Genuine Parts
PV 430 53883

A B C D E

GEARBOX, MANUAL — VÄXELLÅDA, MANUELL

Group / Grupp: 43

Page / Sida: 581

M47

Fig	Part No. Artikel nr	Quantity /Antal A	B	C	D	E	P S	Description	Benämning	Notes Anmärkning	S R
1	*1208364*	1	-	-	-	-	NS	Gearbox	Växellåda	1985 4CYL	5
		-	-	-	-	-		•SEE **43**•597	•SEE **43**•597	TRANS MARKED 1208364	
										REPL 1208382-0	
	(1208477)	1	-	-	-	-	SP	Gearbox	Växellåda	1985 4CYL	5
		-	-	-	-	-		•SEE **43**•603	•SEE **43**•603	TRANS MARKED 1208477	
										REPL 1 PCS 1208615-3	
	(1208430)	1	-	-	-	-	SP	Gearbox	Växellåda	1986 4CYL	
		-	-	-	-	-		•SEE **43**•603	•SEE **43**•603	TRANS MARKED 1208430	
										REPL 1208614-6	
	(1208542)	1	-	-	-	-	SP	Gearbox	Växellåda	1987- 4CYL	6
		-	-	-	-	-		•SEE **43**•609	•SEE **43**•609	TRANS MARKED 1208542	
										REPL 1208566-8	
	1208423	1	-	-	-	-	NS	Gearbox	Växellåda	1985 DSL	5
		-	-	-	-	-		•SEE **43**•597	•SEE **43**•597	TRANS MARKED 1208423	
										REPL 1208401-8	
	(1208431)	1	-	-	-	-	SP	Gearbox	Växellåda	1986 DSL	
		-	-	-	-	-		•SEE **43**•603	•SEE **43**•603	TRANS MARKED 1208431	
										REPL 1208617-9	
	(1208546)	1	-	-	-	-	SP	Gearbox	Växellåda	1987 DSL	6
		-	-	-	-	-		•SEE **43**•603	•SEE **43**•603	TRANS MARKED 1208546	
										REPL 1208565-0	
	(1208530)	1	-	-	-	-	SP	Gearbox	Växellåda	1988- DSL	6
		-	-	-	-	-		•SEE **43**•603	•SEE **43**•603	TRANS MARKED 1208530	
										REPL 1208617-9	
	(1208382)	1	-	-	-	-	SP	•Gearbox	•Växellåda	1) 1985 4CYL	5
		-	-	-	-	-		••SEE **43**•597	••SEE **43**•597	TRANS MARKED 1208382	
										REPL 1208615-3	
	(1208491)	1	-	-	-	-	SP	•Gearbox	•Växellåda	1) 1985 4CYL	5
								SEE **43**•603	SEE **43**•603	TRANS MARKED 1208491	
										REPL 1208615-3	
	(1208490)	1	-	-	-	-	SP	•Gearbox	•Växellåda	1) 1986 4CYL	5
		-	-	-	-	-		••SEE **43**•603	••SEE **43**•603	TRANS MARKED 1208490	
										REPL 1208614-6	
	(1208566)	1	-	-	-	-	SP	•Gearbox	•Växellåda	1) 1987 4CYL	5
		-	-	-	-	-		••SEE **43**•609	••SEE **43**•609	TRANS MARKED 1208566	
										REPL 1 PCS 1208614-6	
	(1208401)	1	-	-	-	-	SP	•Gearbox	•Växellåda	1) 1985 DSL	5
		-	-	-	-	-		••SEE **43**•597	••SEE **43**•597	TRANS MARKED 1208401	
										REPL 1208617-9	
	(1208489)	1	-	-	-	-	SP	•Gearbox	•Växellåda	1) 1986 DSL	5
		-	-	-	-	-		••SEE **43**•603	••SEE **43**•603	TRANS MARKED 1208489	
										REPL 1208617-9	
	(1208565)	1	-	-	-	-	SP	•Gearbox	•Växellåda	1) 1987 DSL	5
		-	-	-	-	-		••SEE **43**•609	••SEE **43**•609	TRANS MARKED 1208565	
										REPL 1 PCS 1208617-9	

1) Spare part version. / Reservdelsutförande.

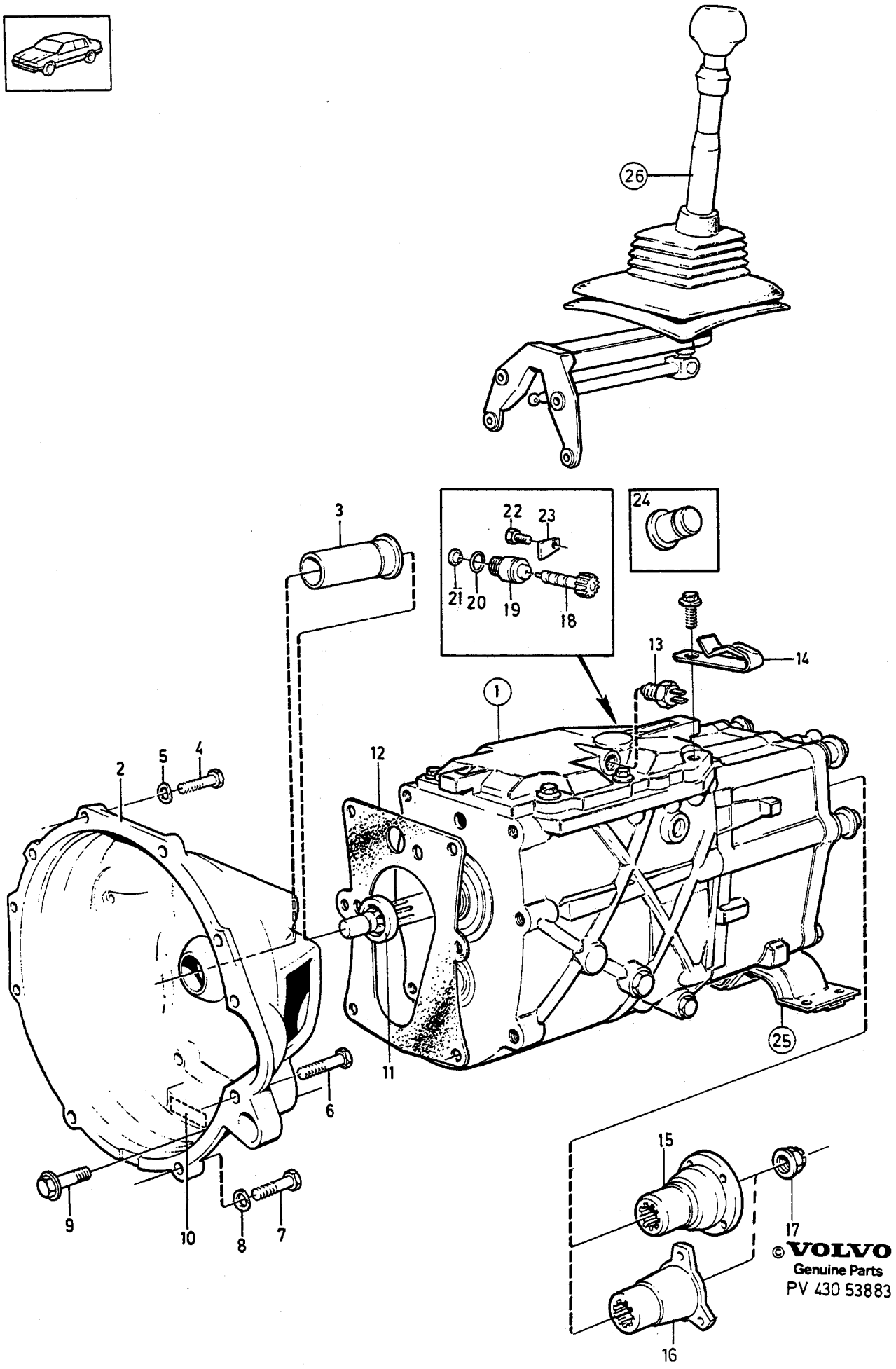

© VOLVO
Genuine Parts
PV 430 53883

A
B
C
D
E

GEARBOX, MANUAL — VÄXELLÅDA, MANUELL

Group / Grupp 43

Page / Sida 583

M47

Fig	Part No. Artikel nr	Quantity /Antal A	B	C	D	E	PS	Description	Benämning	Notes Anmärkning	SR
2	1220769-2	1	-	-	-	-		•Clutch housing	•Kopplingskåpa	4CYL	5
	1340634-3	1	-	-	-	-		•Clutch housing	•Kopplingskåpa	DSL	5
3	1220376-6	1	-	-	-	-		•Sleeve	•Hylsa		3
☆ 4	970972-6	4	-	-	-	-		•Screw	•Skruv	(955342) M12x40mm	2
5	940280-1	2	-	-	-	-		•Spring washer	•Fjäderbricka		2
6		2	-	-	-	-		•Screw	•Skruv	SEE 33•427	
7	955320-7	2	-	-	-	-		•Screw	•Skruv	M10x40mm	2
8	941908-6	2	-	-	-	-		•Spring washer	•Fjäderbricka		2
9	965185-2	4	-	-	-	-		•Flange screw	•Flänsskruv	M10x40mm EXC TRANS MARKED 1208565, 1208566	2
10		1	-	-	-	-	NS	•Sign	•Skylt		
11	1377748-7	1	-	-	-	-		•Sealing ring	•Tätningsring	(191685) EXC TRANS MARKED 1208565, 1208566	2
12	1340989-1	1	-	-	-	-		•Gasket	•Packning	(1209700)	2
13	1307086-7	1	-	-	-	-		•Reverse light contact	•Backljuskontakt		2
14	1233372-0	1	-	-	-	-		•Clamp	•Klamma		2
15	1232972-8	1	-	-	-	-		•Companion flange	•Medbringare	EXC TRANS MARKED 1208542	4
16	1209834-9	1	-	-	-	-		•Companion flange	•Medbringare	TRANS MARKED 1208542	4
17	947855-3	1	-	-	-	-		•Nut	•Mutter		2
18	380978-7	1	-	-	-	-		Speedometer gear 17-cog	Hastighetsmätarhjul 17 kuggar	R.AX RATIO 3.31/1 1985	3
	380979-5	1	-	-	-	-		Speedometer gear 18-cog	Hastighetsmätarhjul 18 kuggar	R.AX RATIO 3.54/1 1985	3
	380980-3	1	-	-	-	-		Speedometer gear 19-cog	Hastighetsmätarhjul 19 kuggar	R.AX RATIO 3.73/1 1985	3
	380980-3	1	-	-	-	-		Speedometer gear 19-cog	Hastighetsmätarhjul 19 kuggar	2) DSL 1986- R.AX RATIO 3.73/1	3
	1220484-8	1	-	-	-	-		Speedometer gear 20-cog	Hastighetsmätarhjul 20 kuggar	R.AX RATIO 3.91/1 1985	3
19	381608-9	1	-	-	-	-		Bearing sleeve	Lagerhylsa	1985	3
	381608-9	1	-	-	-	-		Bearing sleeve	Lagerhylsa	2) DSL 1986-	3
20	949656-3	1	-	-	-	-		O-ring	O-ring	1985	2
	949656-3	1	-	-	-	-		O-ring	O-ring	2) DSL 1986-	2
21	380192-5	1	-	-	-	-		O-ring	O-ring	1985	2
	380192-5	1	-	-	-	-		O-ring	O-ring	2) DSL 1986-	2
22	944054-6	1	-	-	-	-		Screw	Skruv	2) DSL	2
								Seal	Plomb		
	955271-2	1	-	-	-	-		Screw	Skruv	3) (955270), DSL	2
23	381385-4	1	-	-	-	-		Lock washer	Låsbricka		3
24	1220234-7	1	-	-	-	-		Plug	Plugg	3) DSL 1986-	3
25		-	-	-	-	-		Gearbox mounting	Växellådsupphängning	SEE 43•619	
26		-	-	-	-	-		Gearshift	Växelreglage	SEE 43•617	

2) With kilometer counter / Med kilometerräknare
3) Without kilometer counter / Utan kilometerräknare

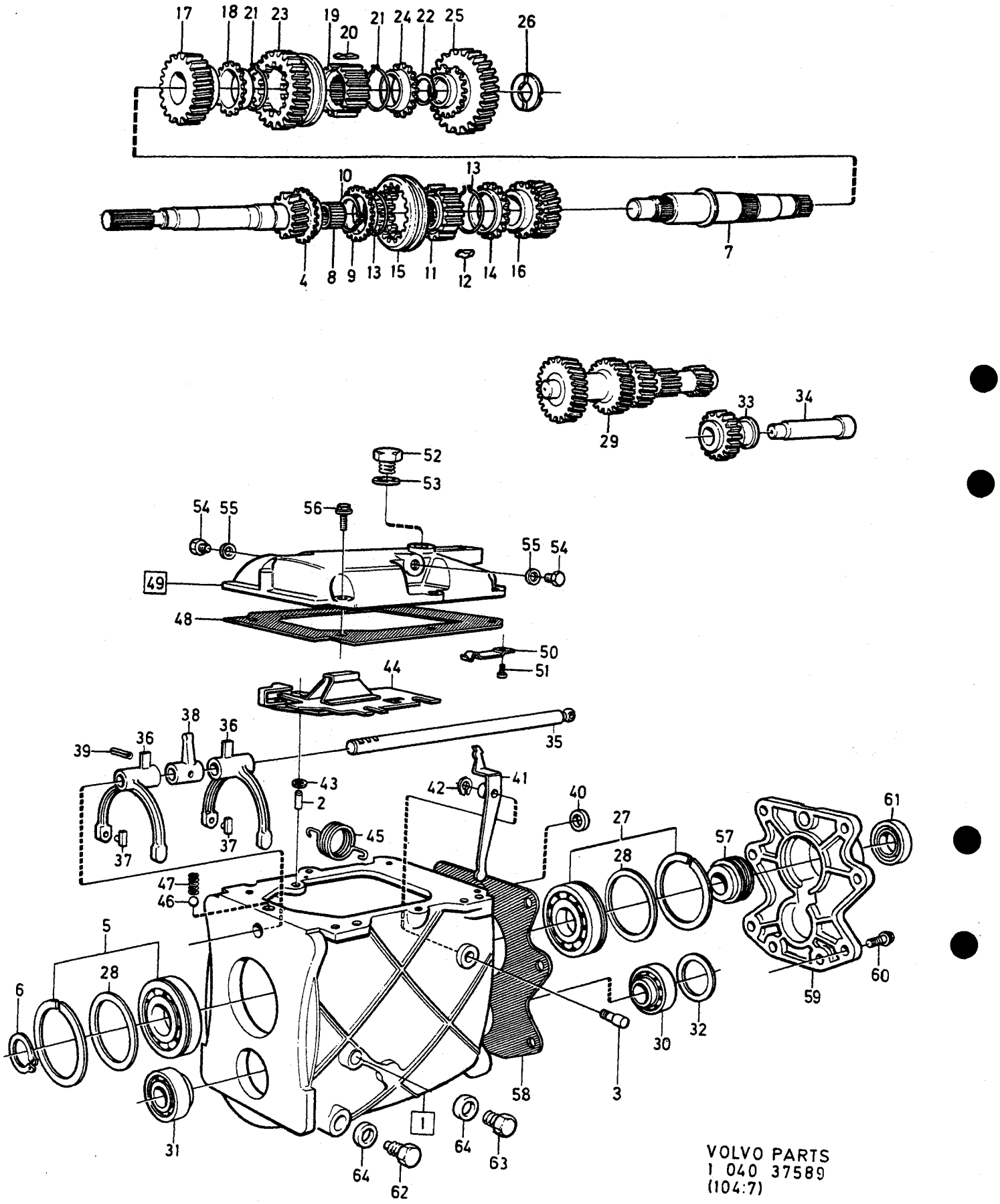

VOLVO PARTS
1 040 37589
(104:7)

A
B
C
D
E

GEARBOX — VÄXELLÅDA

Group / Grupp 43

Page / Sida 585

M45: 1208404, 1208462, 1208442, 1208536, 1208569

Fig	Part No. Artikel nr	Quantity /Antal A	B	C	D	E	PS	Description	Benämning	Notes Anmärkning	SR
	(1208404)	1	-	-	-	-	SP	Gearbox	Växellåda	REPL 1 PCS 1208612-0	
	(1208462)	1	-	-	-	-	SP	Gearbox	Växellåda	REPL 1 PCS 1208612-0, 1 PCS 1220234-7, 1 PCS 381385-4, 1 PCS 955271-2, 1 PCS 949656-3.	
	(1208536)	1	-	-	-	-	SP	Gearbox	Växellåda	REPL 1 PCS 1208612-0,	6
	(1208442)	1	-	-	-	-	SP	Gearbox	Växellåda	1) REPL 1 PCS 1208612-0	5
	1208569-2	1	-	-	-	-		Gearbox	Växellåda	1)	5
1	1209489-2	1	-	-	-	-		• Gearbox housing	• Växellådshus		5
2		3	-	-	-	-	NS	•• Pin	•• Pinne		
3		1	-	-	-	-	NS	•• Pivot pin	•• Lagertapp		
4	1209780-4	1	-	-	-	-		• Input shaft	• Ingående axel	(1232389) RATIO 3.71/1	3
5	183827-5	1	-	-	-	-		• Ball bearing	• Kullager		2
6	914462-7	1	-	-	-	-		• Retaining ring	• Spårring		2
7	1220336-0	1	-	-	-	-		• Main shaft	• Huvudaxel		3
8	183829-1	1	-	-	-	-		• Needle bearing	• Nållager		2
9	1232616-1	1	-	-	-	-		• Synchronizing cone	• Synkroniseringskona		2
10	945497-6	1	-	-	-	-		• Retaining ring	• Spårring	34 X 1.50 ALTER	2
	968700-5	1	-	-	-	-		• Retaining ring	• Spårring	34 X 1.75 ALTER	2
11	1220350-1	1	-	-	-	-		• Synchronizing hub	• Synkroniseringsnav		2
12	1232383-8	3	-	-	-	-		• Locating key	• Medbringare		2
13	1232740-9	2	-	-	-	-		• Spring ring	• Fjäderring		3
14	1232616-1	1	-	-	-	-		• Synchronizing cone	• Synkroniseringskona		2
15	1232598-1	1	-	-	-	-		• Engaging sleeve	• Kopplingshylsa		3
16	*(1232402)*	1	-	-	-	-	SP	• Gear 3rd	• Kugghjul 3:AN	REPL 1 PCS 1220838-5, 1 PCS 1340649-1.	3
17	1232401-8	1	-	-	-	-		• Gear 2nd	• Kugghjul 2:AN	-1986	3
	(1377715)	1	-	-	-	-	SP	• Gear 2nd	• Kugghjul 2:AN	1987 REPL 1 PCS 1377668-7, 1 PCS 1340649-1.	3
18	1232616-1	1	-	-	-	-		• Synchronizing cone	• Synkroniseringskona		2
19	*(1220337)*	1	-	-	-	-	SP	• Synchronizing hub	• Synkroniseringsnav	REPL 1 PCS 1220976-7, 1 PCS 1220977-1	2
20	1220326-1	3	-	-	-	-		• Companion flange	• Medbringare	(1232384)	2
21	1232740-9	2	-	-	-	-		• Spring ring	• Fjäderring		3
22	945497-6	1	-	-	-	-		• Retaining ring	• Spårring	34 X 1.50 ALTER	2
	968700-5	1	-	-	-	-		• Retaining ring	• Spårring	34 X 1.75 ALTER	2
23	1209876-0	1	-	-	-	-		• Engaging sleeve	• Kopplingshylsa		2
24	1232616-1	1	-	-	-	-		• Synchronizing cone	• Synkroniseringskona		2
25	*(1220895)*	1	-	-	-	-	SP	• Gear 1st	• Kugghjul 1:AN	REPL 1 PCS 1340494-2, 1 PCS 1381565-9.	3
26	1220333-7	1	-	-	-	-		• Thrust washer	• Tryckbricka		3
27	183827-5	1	-	-	-	-		• Ball bearing	• Kullager		2
28	948008-8	X	-	-	-	-		• Shim	• Justerbleck	THK 0.60 mm	2
	948009-6	X	-	-	-	-		• Shim	• Justerbleck	THK 0.75 mm	2
	948010-4	X	-	-	-	-		• Shim	• Justerbleck	THK 0.90 mm	2
	948011-2	X	-	-	-	-		• Shim	• Justerbleck	THK 1.00 mm	2
29	*(1340684)*	1	-	-	-	-	SP	• Countershaft	• Mellanaxel	-1986 REPL 1 PCS 1377666-1, 1 PCS 1377668-7, 1 PCS 1340649-1.	3
	1377666-1	1	-	-	-	-		• Countershaft	• Mellanaxel	1987	3
30	183834-1	1	-	-	-	-		• Roller bearing	• Rullager		2
31	183834-1	1	-	-	-	-		• Roller bearing	• Rullager		2
32	949048-3	X	-	-	-	-		• Shim	• Justerbleck	THK 0.05 mm	2
	948298-5	X	-	-	-	-		• Shim	• Justerbleck	THK 0.10 mm	2
	948299-3	X	-	-	-	-		• Shim	• Justerbleck	THK 0.15 mm	2
	948300-9	X	-	-	-	-		• Shim	• Justerbleck	THK 0.35 mm	2
	948301-7	X	-	-	-	-		• Shim	• Justerbleck	THK 0.50 mm	2

1) Spare part version. / Reservdelsutförande.

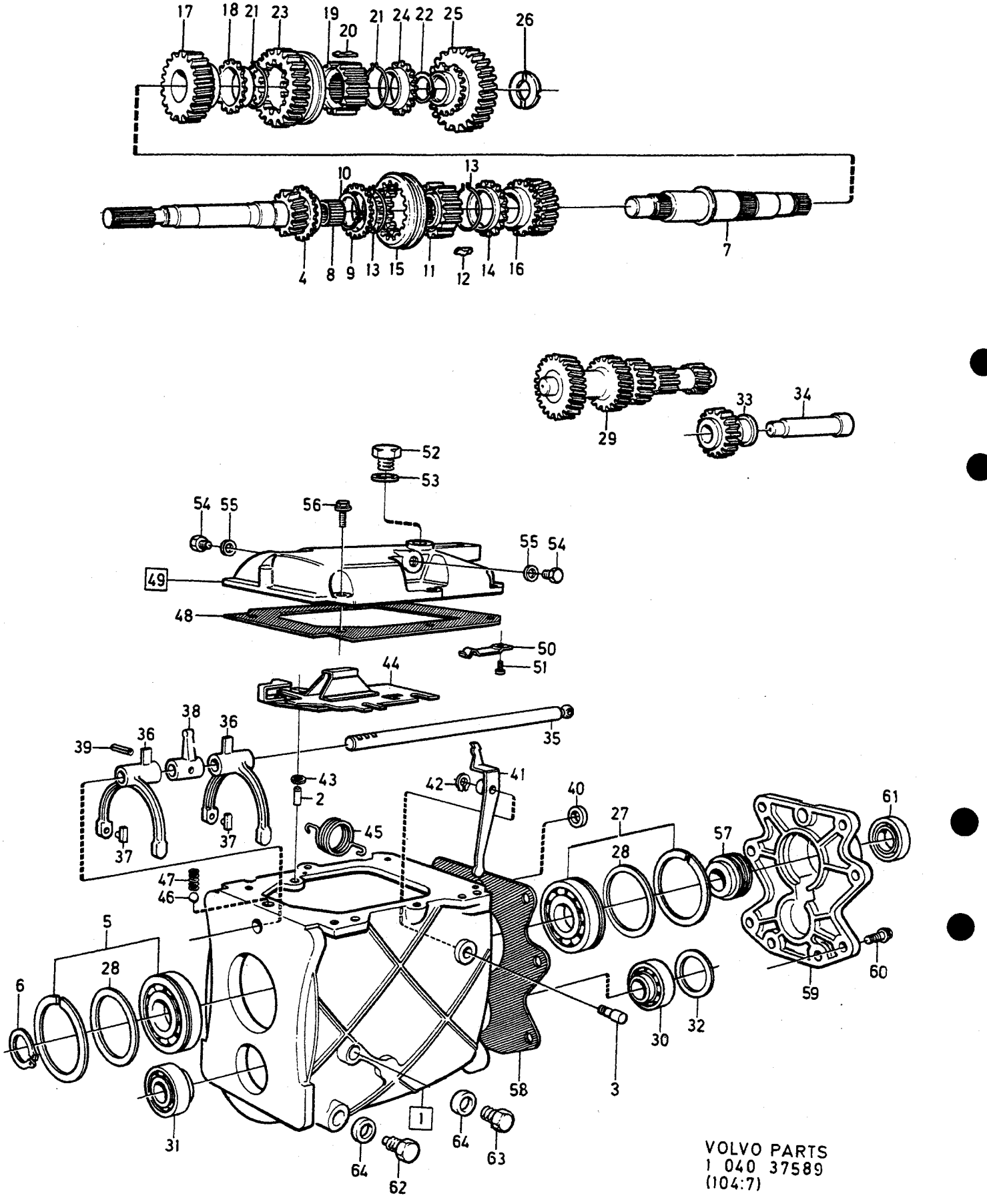

VOLVO PARTS
1 040 37589
(104:7)

A
B
C
D
E

GEARBOX — VÄXELLÅDA

Group / Grupp 43

Page / Sida 587

M45: 1208404, 1208462, 1208442, 1208536, 1208569

Fig	Part No. Artikel nr	Quantity /Antal A	B	C	D	E	PS	Description	Benämning	Notes Anmärkning	SR
	948302-5	X	-	-	-	-		• Shim	• Justerbleck	THK 0.70 mm	2
	948303-3	X	-	-	-	-		• Shim	• Justerbleck	THK 1.00 mm	2
33	1232247-5	1	-	-	-	-		• Reverse gear	• Backkugghjul		3
34	1220324-6	1	-	-	-	-		• Shaft	• Axel		3
35	1232096-6	1	-	-	-	-		• Selector shaft	• Skiftaxel		3
36	1209477-7	2	-	-	-	-		• Selector fork	• Skiftgaffel		3
37	1232119-6	4	-	-	-	-		• Dog	• Glidsko		3
38	1232067-7	1	-	-	-	-		• Selector pin	• Växelpinne		3
39	1232645-0	1	-	-	-	-		• Spring pin	• Rörpinne		2
40	947705-0	1	-	-	-	-		• Sealing ring	• Tätningsring		2
41	1232068-5	1	-	-	-	-		• Lever	• Hävarm		3
42	951671-7	1	-	-	-	-		• E-circlip	• Spårryttare		2
☆ 43	3520218-3	3	-	-	-	-		• Washer	• Bricka	(1340910)	2
44	1232086-7	1	-	-	-	-		• Gear selector gate	• Växelkuliss		3
45	1232426-5	1	-	-	-	-		• Spring	• Fjäder		3
46	67089-3	1	-	-	-	-		• Ball	• Kula		2
47	1220431-9	1	-	-	-	-		• Spring	• Fjäder		3
48	1340988-3	1	-	-	-	-		• Gasket	• Packning	(1232063)	2
	1340988-3	1	-	-	-	-		• Gasket asbestos-free	• Packning asbestfri		2
49	1209310-0	1	-	-	-	-		• Gearbox cover	• Växellådslock		4
50	1232080-0	1	-	-	-	-		•• Leaf spring	•• Bladfjäder		3
51	955126-8	1	-	-	-	-		•• Screw	•• Skruv	1)	2
52	1381504-8	1	-	-	-	-		•• Plug	•• Propp	M18 X 12 mm	2
53	11998-2	1	-	-	-	-		•• Gasket	•• Packning	18 X 22 mm	1
54	960630-2	2	-	-	-	-		•• Plug	•• Propp		2
55	957178-7	2	-	-	-	-		•• Gasket	•• Packning		2
56	945444-8	6	-	-	-	-		• Flange screw	• Flänsskruv		2
57	380977-9	1	-	-	-	-		• Speedometer gear	• Hastighetsmätarhjul		3
58	1340990-9	1	-	-	-	-		• Gasket	• Packning	(1340926)	2
59		1	-	-	-	-	NS	• Cover	• Lock	TRANS MARKED 1208462 REPL 1 PCS 1232079-2, 1 PCS 1220234-7, 1 PCS 381385-4, 1 PCS 955270-4, 1 PCS 949656-3	
	1232079-2	1	-	-	-	-		• Cover	• Lock	TRANS MARKED 1208404, 1208442, 1208536, 1208569	4
60	946752-3	4	-	-	-	-		• Flange screw	• Flänsskruv	LG 35 mm	2
61	1233756-4	1	-	-	-	-		• Sealing ring	• Tätningsring		2
62	1377334-6	1	-	-	-	-		• Magnetic plug	• Magnetpropp		2
63	1381504-8	1	-	-	-	-		• Plug	• Propp		2
64	957181-1	2	-	-	-	-		• Gasket	• Packning		2

1) Spare part version. / Reservdelsutförande.

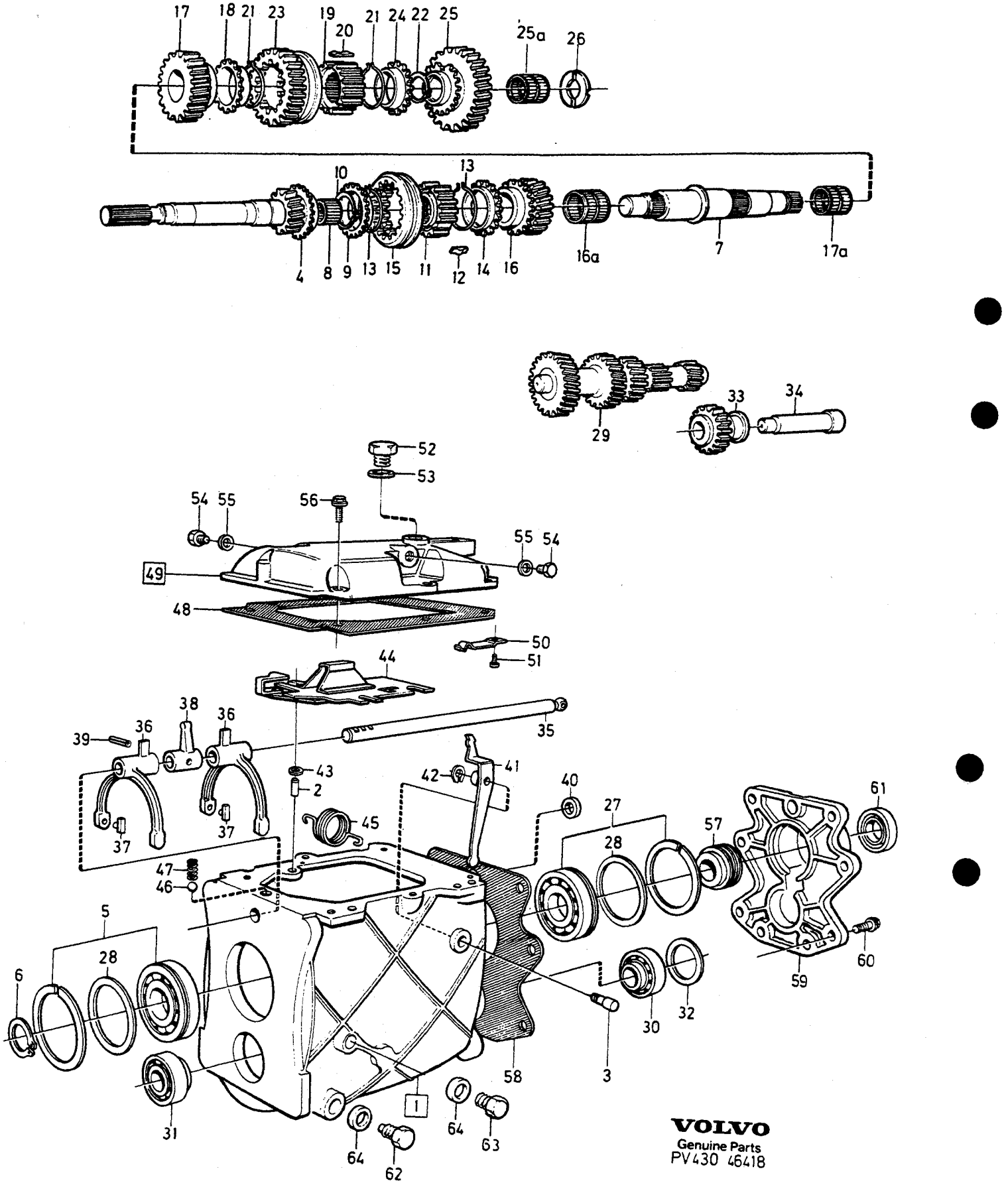

VOLVO
Genuine Parts
PV430 46418

A B C D E	1208524, 1208612	GEARBOX VÄXELLÅDA M45	Group Grupp 43 Page Sida 589

Fig	Part No. Artikel nr	Quantity /Antal A	B	C	D	E	PS	Description	Benämning	Notes Anmärkning	SR
	(1208524)	1	-	-	-	-	SP	Gearbox	Växellåda	REPL 1 PCS 1208612-0	6
	1208612-0	1	-	-	-	-		Gearbox	Växellåda	1)	5
1	1209489-2	1	-	-	-	-		• Gearbox housing	• Växellådshus		5
2		3	-	-	-	-	NS	•• Pin	•• Pinne		
3		1	-	-	-	-	NS	•• Pivot pin	•• Lagertapp		
4	1209780-4	1	-	-	-	-		• Input shaft	• Ingående axel		3
5	183827-5	1	-	-	-	-		• Ball bearing	• Kullager		2
6	914462-7	1	-	-	-	-		• Retaining ring	• Spårring		2
7	1220336-0	1	-	-	-	-		• Main shaft	• Huvudaxel		3
8	183829-1	1	-	-	-	-		• Needle bearing	• Nållager		2
9	1232616-1	1	-	-	-	-		• Synchronizing cone	• Synkroniseringskona		2
10	968700-5	1	-	-	-	-		• Retaining ring	• Spårring	34 X 1.75	2
11	1220350-1	1	-	-	-	-		• Synchronizing hub	• Synkroniseringsnav		2
12	1232383-8	3	-	-	-	-		• Locating key	• Medbringare		2
13	1232740-9	2	-	-	-	-		• Spring ring	• Fjäderring		3
14	1232616-1	1	-	-	-	-		• Synchronizing cone	• Synkroniseringskona		2
15	1232598-1	1	-	-	-	-		• Engaging sleeve	• Kopplingshylsa		3
16	1220838-5	1	-	-	-	-		• Gear 3rd	• Kugghjul 3:AN		3
16a	1381565-9	1	-	-	-	-		• Needle bearing	• Nållager		2
17	1377668-7	1	-	-	-	-		• Gear 2nd	• Kugghjul 2:AN		3
17a	1340649-1	1	-	-	-	-		• Needle bearing	• Nållager		2
18	1232616-1	1	-	-	-	-		• Synchronizing cone	• Synkroniseringskona		2
19	*(1220337)*	1	-	-	-	-	SP	• Synchronizing hub	• Synkroniseringsnav	REPL 1 PCS 1220976-3, 1 PCS 1220977-1	2
20	1220326-1	3	-	-	-	-		• Companion flange	• Medbringare		2
21	1232740-9	2	-	-	-	-		• Spring ring	• Fjäderring		3
22	968700-5	1	-	-	-	-		• Retaining ring	• Spårring	34 X 1.75	2
23	1209876-0	1	-	-	-	-		• Engaging sleeve	• Kopplingshylsa		2
24	1232616-1	1	-	-	-	-		• Synchronizing cone	• Synkroniseringskona		2
25	1340494-2	1	-	-	-	-		• Gear 1st	• Kugghjul 1:AN		2
26	1220333-7	1	-	-	-	-		• Thrust washer	• Tryckbricka		3
27	183827-5	1	-	-	-	-		• Ball bearing	• Kullager		2
28	948008-8	X	-	-	-	-		• Shim	• Justerbleck	THK 0.60 mm	2
	948009-6	X	-	-	-	-		• Shim	• Justerbleck	THK 0.75 mm	2
	948010-4	X	-	-	-	-		• Shim	• Justerbleck	THK 0.90 mm	2
	948011-2	X	-	-	-	-		• Shim	• Justerbleck	THK 1.00 mm	2
29	1377666-1	1	-	-	-	-		• Countershaft	• Mellanaxel		3
30	183834-1	1	-	-	-	-		• Roller bearing	• Rullager		2
31	183834-1	1	-	-	-	-		• Roller bearing	• Rullager		2
32	949048-3	X	-	-	-	-		• Shim	• Justerbleck	THK 0.05 mm	2
	948298-5	X	-	-	-	-		• Shim	• Justerbleck	THK 0.10 mm	2
	948299-3	X	-	-	-	-		• Shim	• Justerbleck	THK 0.15 mm	2
	948300-9	X	-	-	-	-		• Shim	• Justerbleck	THK 0.35 mm	2
	948301-7	X	-	-	-	-		• Shim	• Justerbleck	THK 0.50 mm	2
	948302-5	X	-	-	-	-		• Shim	• Justerbleck	THK 0.70 mm	2
	948303-3	X	-	-	-	-		• Shim	• Justerbleck	THK 1.00 mm	2
33	1232247-5	1	-	-	-	-		• Reverse gear	• Backkugghjul		3
34	1220324-6	1	-	-	-	-		• Shaft	• Axel		3
35	1232096-6	1	-	-	-	-		• Selector shaft	• Skiftaxel		3
36	1209477-7	2	-	-	-	-		• Selector fork	• Skiftgaffel		3
37	1232119-6	4	-	-	-	-		• Dog	• Glidsko		3
38	1232067-7	1	-	-	-	-		• Selector pin	• Växelpinne		3
39	1232645-0	1	-	-	-	-		• Spring pin	• Rörpinne		2
40	947705-0	1	-	-	-	-		• Sealing ring	• Tätningsring		2
41	1232068-5	1	-	-	-	-		• Lever	• Hävarm		3
42	951671-7	1	-	-	-	-		• E-circlip	• Spårryttare		2
☆ 43	3520218-3	3	-	-	-	-		• Washer	• Bricka	(1340910)	2
44	1232086-7	1	-	-	-	-		• Gear selector gate	• Växelkuliss		3
45	1232426-5	1	-	-	-	-		• Spring	• Fjäder		3
46	67089-3	1	-	-	-	-		• Ball	• Kula		2

1) Spare part version. / Reservdelsutförande.

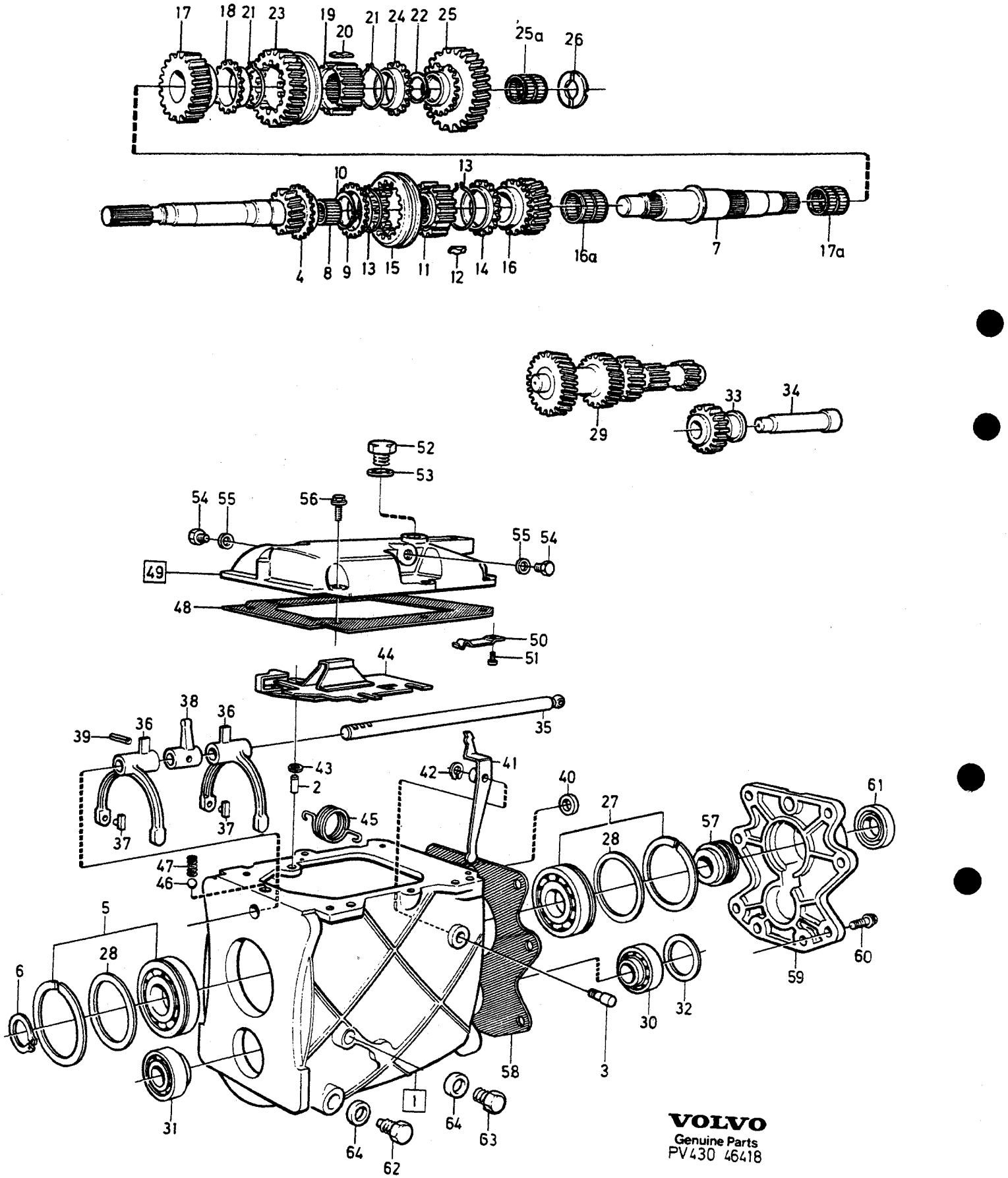

VOLVO
Genuine Parts
PV430 46418

A	1208524, 1208612	GEARBOX	VÄXELLÅDA	Group Grupp 43
B				
C				
D				Page Sida 591
E		M45		

Fig	Part No. Artikel nr	Quantity /Antal					P S	Description	Benämning	Notes Anmärkning	S R
		A	B	C	D	E					
47	1220431-9	1	-	-	-	-		•Spring	•Fjäder		3
48	1340988-3	1	-	-	-	-		•Gasket asbestos-free	•Packning asbestfri		2
49	1209310-0	1	-	-	-	-		•Gearbox cover	•Växellådslock		4
50	1232080-0	1	-	-	-	-		••Leaf spring	••Bladfjäder		3
51	955126-8	1	-	-	-	-		••Screw	••Skruv	1)	2
52	1381504-8	1	-	-	-	-		••Plug	••Propp	M18 X 12 mm	2
53	11998-2	1	-	-	-	-		••Gasket	••Packning	18 X 22 mm	1
54	960630-2	2	-	-	-	-		••Plug	••Propp	M14 X 12	2
55	957178-7	2	-	-	-	-		••Gasket	••Packning		2
56	945444-8	6	-	-	-	-		•Flange screw	•Flänsskruv		2
57	380977-9	1	-	-	-	-		•Speedometer gear	•Hastighetsmätarhjul		3
58	1340990-9	1	-	-	-	-		•Gasket asbestos-free	•Packning asbesttri		2
59		1	-	-	-	-	NS	•Cover	•Lock	TRANS MARKED 1208524 REPL 1 PCS 1232079-2, 1 PCS 1220234-7, 1 PCS 381385-4, 1 PCS 955270-4, 1 PCS 949656-3	
	1232079-2	1	-	-	-	-		•Cover	•Lock	TRANS MARKED 1208524	4
60	946752-3	4	-	-	-	-		•Flange screw	•Flänsskruv	LG 35 mm	2
61	1233756-4	1	-	-	-	-		•Sealing ring	•Tätningsring		2
62	1377334-6	1	-	-	-	-		•Magnetic plug	•Magnetpropp		2
63	1381504-8	1	-	-	-	-		•Plug	•Propp		2
64	957181-1	2	-	-	-	-		•Gasket	•Packning		2

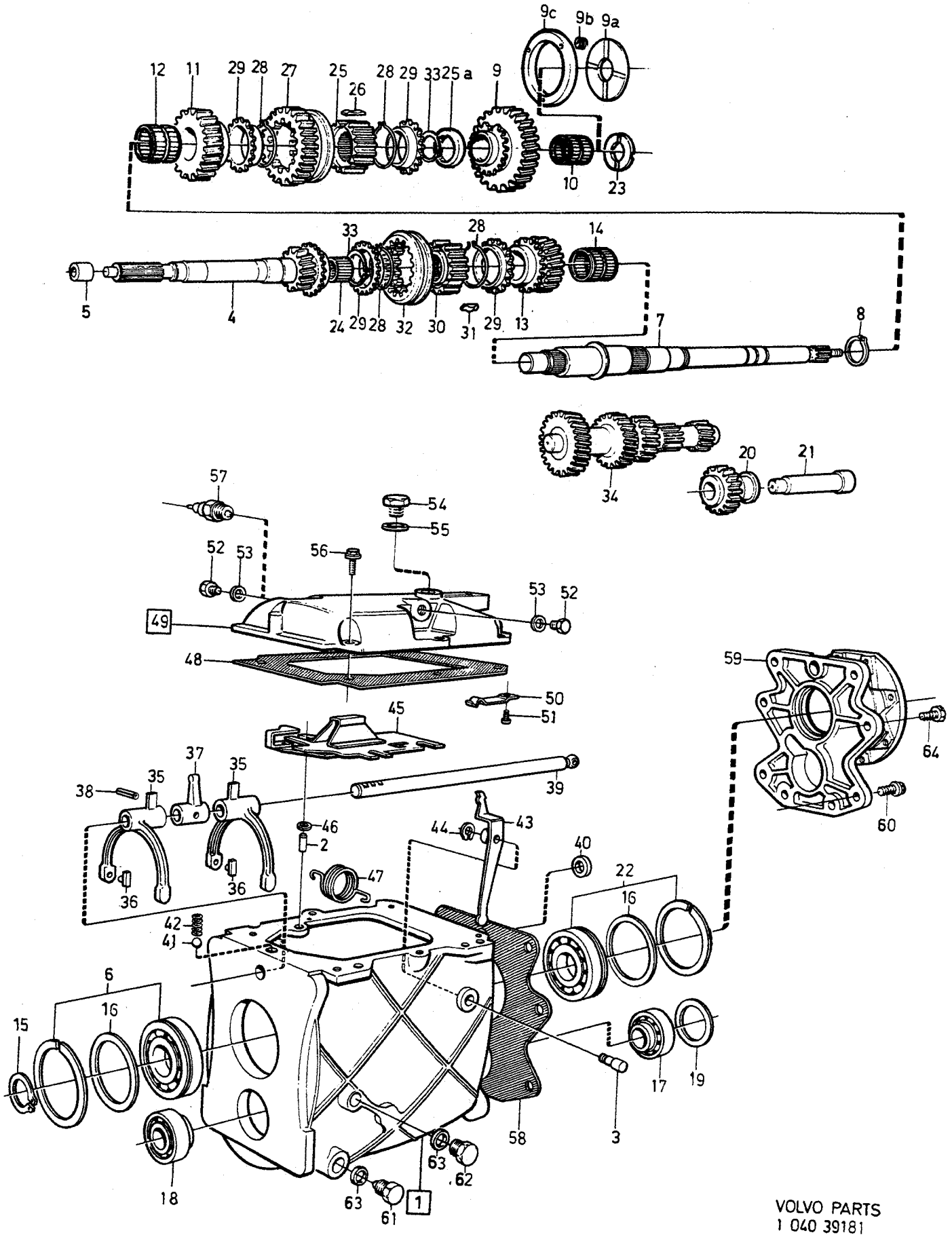

VOLVO PARTS
1 040 39181
(104:7)

A	1208444, 1208422, 1208383
B	1208405
C	1208443
D	1208372, 1208464, 1208500
E	

GEARBOX — VÄXELLÅDA

M46

Group / Grupp 43

Page / Sida 593

Fig	Part No. / Artikel nr	Quantity /Antal A	B	C	D	E	PS	Description	Benämning	Notes / Anmärkning	CR
	1208444-8	1	-	-	-	-		Gearbox	Växellåda	1)	5
	1208405	-	1	-	-	-	NS	Gearbox	Växellåda		5
	1208422	1	-	-	-	-	NS	Gearbox	Växellåda		5
	1208443-0	-	-	1	-	-		Gearbox	Växellåda	1)	5
	1208372	-	-	-	1	-	NS	Gearbox	Växellåda		5
	(1208464)	-	-	-	1	-	SP	Gearbox	Växellåda	REPL 1 PCS 1208443-0	
	(1208500)	-	-	-	1	-	SP	Gearbox	Växellåda	REPL 1 PCS 1208443-0	
	1208383	1	-	-	-	-	NS	Gearbox	Växellåda		5
1	1209489-2	1	1	1	1	-		• Gearbox housing	• Växellådshus		5
	1209491-8	1	1	1	1	-		• Gearbox housing	• Växellådshus	1)	5
2		3	3	3	3	-	NS	•• Locating pin	•• Styrpinne		
3		1	1	1	1	-	NS	•• Pivot pin	•• Lagertapp		
4	1209296-1	1	1	1	1	-		• Input shaft	• Ingående axel		3
5	1232398-6	-	1	-	-	-		• Sleeve	• Hylsa		3
6	183827-5	1	1	1	1	-		• Ball bearing	• Kullager		2
7	1220309-7	1	1	1	1	-		• Main shaft	• Huvudaxel		3
8	190684-1	1	1	1	1	-		• Retaining ring	• Spårring		2
9	*(1220895)*	-	1	-	1	-	SP	• Gear 1st	• Kugghjul 1:AN	REPL 1 PCS 1340494-2, 1 PCS 1381565-9.	3
	1340494-2	1	-	-	-	-		• Gear 1st	• Kugghjul 1:AN	(1232996)	2
	(1220895)	-	-	-	1	-	SP	• Gear 1st	• Kugghjul 1:AN	REPL 1 PCS 1340494-2, 1 PCS 1381565-9.	3
	1340494-2	-	-	1	-	-		• Gear 1st	• Kugghjul 1:AN		2
9a	1220849-2	-	-	1	1	-		• Washer	• Bricka		2
9b	3502569-1	-	-	3	3	-		• Spring	• Fjäder		2
9c	1340757-2	-	-	1	1	-		• Sleeve	• Kona		2
10	1381565-9	1	-	1	-	-		• Needle bearing	• Nållager	(1232742)	2
11	1232401-8	-	1	-	1	-		• Gear 2nd	• Kugghjul 2:AN		3
	1232747-4	1	-	1	-	-		• Gear 2nd	• Kugghjul 2:AN	EXC TRANS 1208443 NO APP 100115-, EXC TRANS 1208444 NO APP 100120-.	3
	1377668-7	1	-	1	-	-		• Gear 2nd	• Kugghjul 2:AN	TRANS 1208443 NO APP 100115-, TRANS 1208444 NO APP 100120-.	3
12	1340649-1	1	-	1	-	-		• Needle bearing	• Nållager	(1232743)	2
13	*(1232402)*	-	1	-	1	-	SP	• Gear 3rd	• Kugghjul 3:AN	REPL 1 PCS 1220838-5, 1 PCS 1340649-1.	3
	1220838-5	1	1	1	1	-		• Gear 3rd	• Kugghjul 3:AN		3
14	1340649-1	1	-	1	-	-		• Needle bearing	• Nållager	(1232743)	2
15	914462-7	1	1	1	1	-		• Retaining ring	• Spårring		2
16	948008-8	X	X	X	X	-		• Shim	• Justerbleck	THK 0.60 mm	2
	948009-6	X	X	X	X	-		• Shim	• Justerbleck	THK 0.75 mm	2
	948010-4	X	X	X	X	-		• Shim	• Justerbleck	THK 0.90 mm	2
	948011-2	X	X	X	X	-		• Shim	• Justerbleck	THK 1.00 mm	2
17	183834-1	1	1	1	1	-		• Roller bearing	• Rullager		2
18	183834-1	1	1	1	1	-		• Roller bearing	• Rullager		2
19	949048-3	X	X	X	X	-		• Shim	• Justerbleck	THK 0.05 mm	2
	948298-5	X	X	X	X	-		• Shim	• Justerbleck	THK 0.10 mm	2
	948299-3	X	X	X	X	-		• Shim	• Justerbleck	THK 0.15 mm	2
	948300-9	X	X	X	X	-		• Shim	• Justerbleck	THK 0.35 mm	2
	948301-7	X	X	X	X	-		• Shim	• Justerbleck	THK 0.50 mm	2
	948302-5	X	X	X	X	-		• Shim	• Justerbleck	THK 0.70 mm	2
	948303-3	X	X	X	X	-		• Shim	• Justerbleck	THK 1.00 mm	2
20	1232247-5	1	1	1	1	-		• Reverse gear	• Backkugghjul		3
21	1220324-6	1	1	1	1	-		• Shaft	• Axel		3
22	183827-5	1	1	1	1	-		• Ball bearing	• Kullager		2
23	1220333-7	1	1	-	-	-		• Thrust washer	• Tryckbricka		3
24	183829-1	1	1	1	1	-		• Needle bearing	• Nållager		2

1) Spare part version. / Reservdelsutförande.

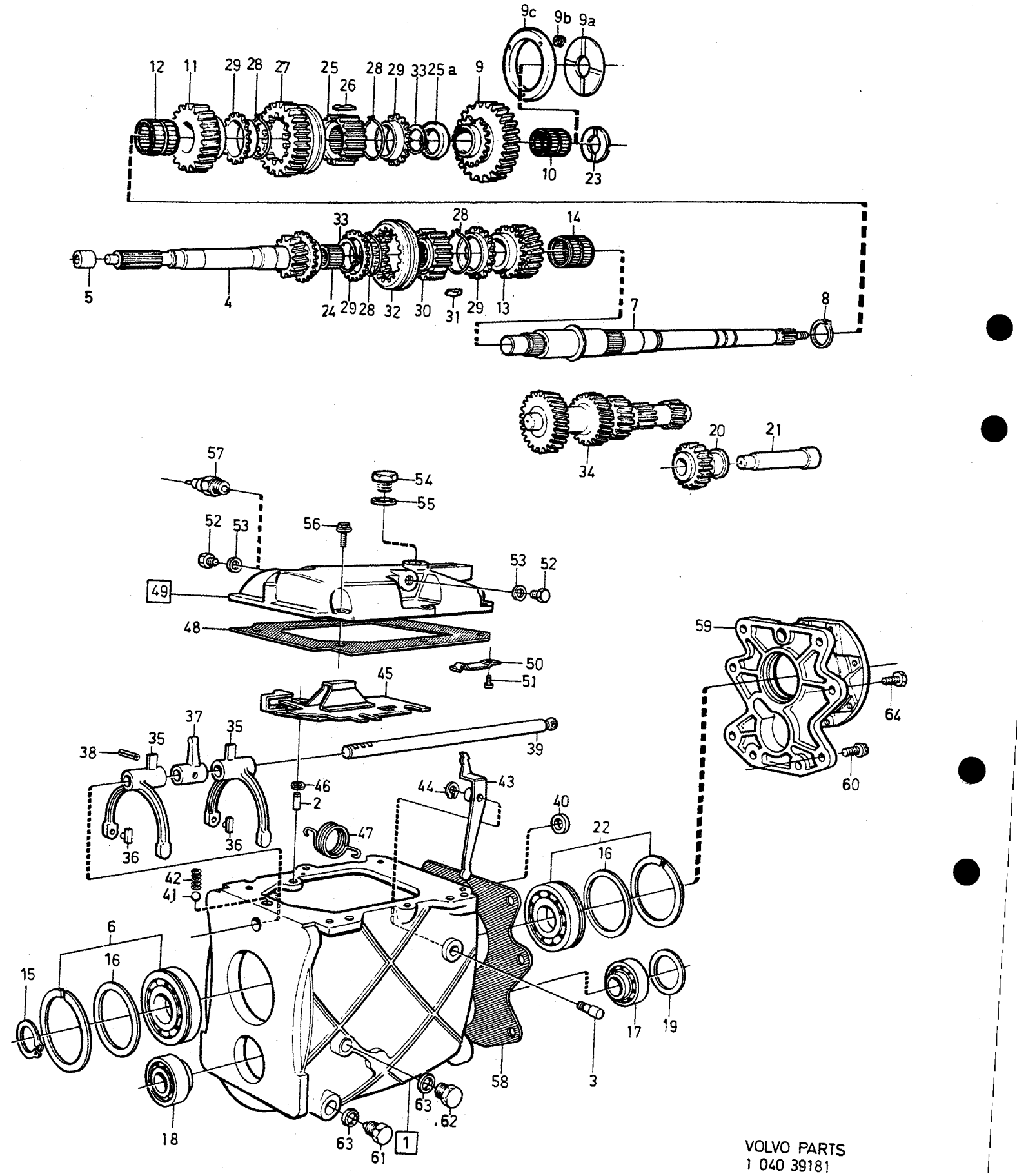

VOLVO PARTS
1 040 39181
(104:7)

A	1208444, 1208422, 1208383
B	1208405
C	1208443
D	1208372, 1208464, 1208500
E	

GEARBOX — VÄXELLÅDA

M46

Group / Grupp 43

Page / Sida 595

Fig	Part No. Artikel nr	Quantity /Antal A	B	C	D	E	P S	Description	Benämning	Notes Anmärkning	S R
25	1220976-3	1	1	1	1	-		•Synchronizing hub	•Synkroniseringsnav		3
25a	1220977-1	1	1	1	1	-		•Washer	•Bricka		2
26	1220326-1	3	3	3	3	-		•Companion flange	•Medbringare	(1232384)	2
27	1209876-0	1	1	1	1	-		•Engaging sleeve	•Kopplingshylsa		2
28	1232740-9	4	4	4	4	-		•Spring ring	•Fjäderring		3
29	1232616-1	4	4	4	4	-		•Synchronizing cone	•Synkroniseringskona		2
30	1220350-1	1	1	1	1	-		•Synchronizing hub	•Synkroniseringsnav		2
31	1232383-8	3	3	3	3	-		•Locating key	•Medbringare		2
32	1232598-1	1	1	1	1	-		•Engaging sleeve	•Kopplingshylsa		3
33	945497-6	2	2	2	2	-		•Retaining ring	•Spårring	34 X 1.50 ALTER	2
	968700-5	2	2	2	2	-		•Retaining ring	•Spårring	34 X 1.75 ALTER	2
34	*(1340683)*	1	1	1	1	-	SP	•Countershaft	•Mellanaxel	EXC TRANS 1208443 NO APP 100115-, EXC TRANS 1208444 NO APP 100120-. REPL 1 PCS 1377667-9, 1 PCS 1377668-7, 1 PCS 1377715-6.	3
	1377667-9	1	-	1	-	-		•Countershaft	•Mellanaxel	TRANS 1208443 NO APP 100115-, TRANS 1208444 NO APP 100120-.	3
35	1209477-7	2	2	2	2	-		•Selector fork	•Skiftgaffel		3
36	1232119-6	4	4	4	4	-		•Dog	•Glidsko		3
37	1232067-7	1	1	1	1	-		•Selector pin	•Växelpinne		3
38	1232645-0	1	1	1	1	-		•Spring pin	•Rörpinne		2
39	1232096-6	1	1	1	1	-		•Selector shaft	•Skiftaxel		3
40	947705-0	1	1	1	1	-		•Sealing ring	•Tätningsring		2
41	67089-3	1	1	1	1	-		•Ball	•Kula		2
42	1220431-9	1	1	1	1	-		•Spring	•Fjäder		3
43	1232068-5	1	1	1	1	-		•Lever	•Hävarm		3
44	951671-7	1	1	1	1	-		•E-circlip	•Spårryttare		2
45	1232086-7	1	1	1	1	-		•Gear selector gate	•Växelkuliss		3
☆ 46	3520218-3	3	3	3	3	-		•Washer	•Bricka	(1340910)	2
47	1232426-5	1	1	1	1	-		•Spring	•Fjäder		3
48	1340988-3	1	1	1	1	-		•Gasket	•Packning	(1232063)	2
49	1209310-0	1	1	1	1	-		•Gearbox cover	•Växellådslock		4
		1	1	1	1	-	NS	••Cover	••Lock		
50	1232080-0	1	1	1	1	-		••Leaf spring	••Bladfjäder		3
51	955126-8	1	1	1	1	-		••Screw	••Skruv	1)	2
52	960630-2	2	2	2	2	-		••Plug	••Propp		2
53	957178-7	2	2	2	2	-		••Gasket	••Packning		2
54	1381504-8	1	1	1	1	-		••Plug	••Propp		2
55	11998-2	1	1	1	1	-		••Gasket	••Packning		1
56	945444-8	6	6	6	6	-		•Flange screw	•Flänsskruv		2
57	1324496-7	1	1	1	1	-		•Contact	•Kontakt		2
58	1340990-9	1	1	1	1	-		•Gasket	•Packning	(1340926)	2
59	1220945-8	1	1	1	1	-		•Spacer flange	•Mellanfläns		4
60		4	4	4	4	-		•Screw	•Skruv	SEE **43**•615	
61	1377334-6	1	1	1	1	-		•Magnetic plug	•Magnetpropp		2
62	1381504-8	1	1	1	1	-		•Plug	•Propp		2
63	957181-1	2	2	2	2	-		•Gasket	•Packning		2
64		4	4	4	4	-		Screw	Skruv	SEE **43**•619	

1) Spare part version. / Reservdelsutförande.

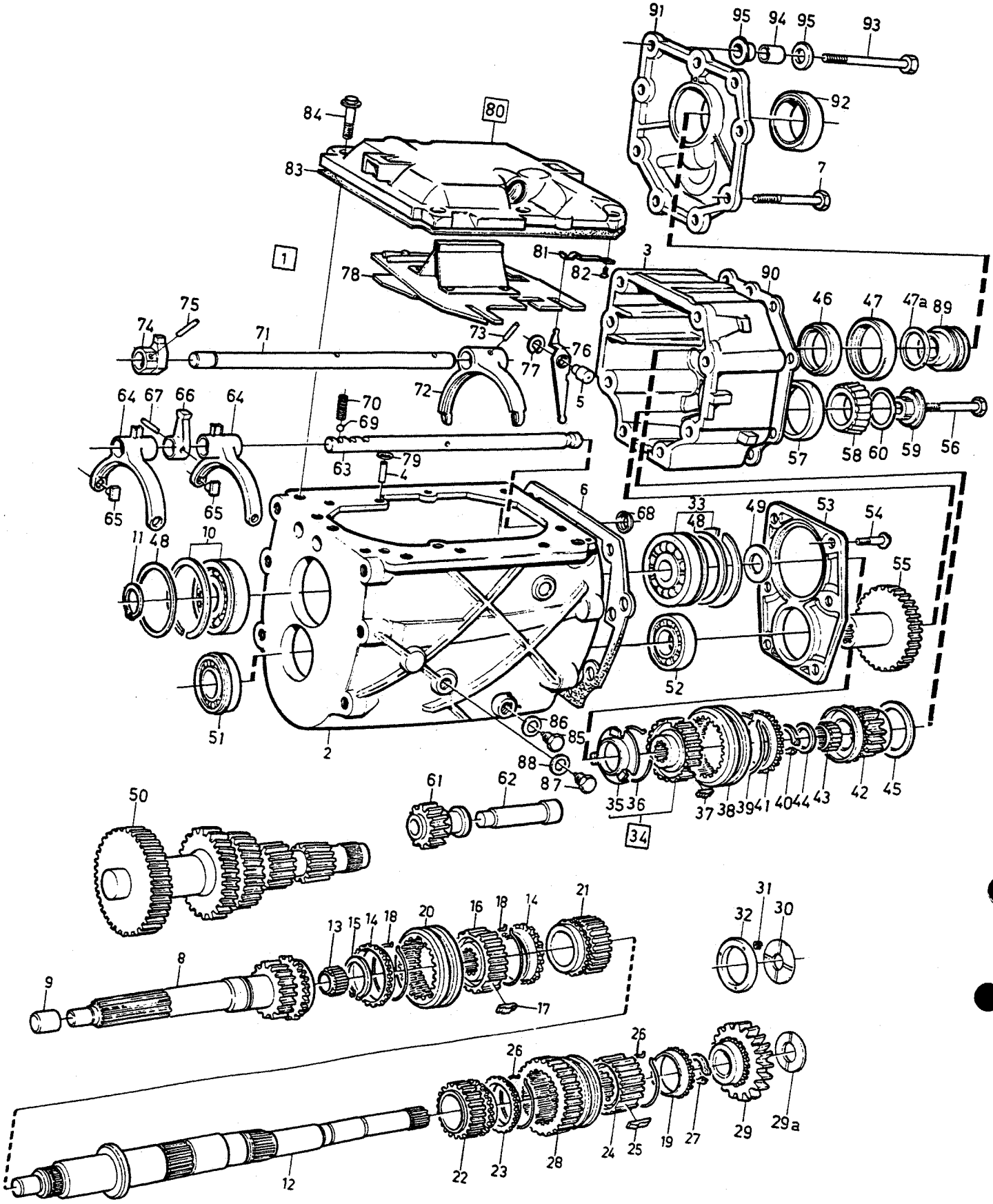

VOLVO
Genuine Parts
PV 431 53884

A
B
C
D
E

GEARBOX — VÄXELLÅDA

Group / Grupp 43

Page / Sida 597

M47: 1208364, 1208423, 1208382, 1208401

Fig	Part No. Artikel nr	Quantity /Antal A	B	C	D	E	PS	Description	Benämning	Notes Anmärkning	SR
	1208364	1	-	-	-	-	NS	Gearbox	Växellåda		5
	1208423	1	-	-	-	-	NS	Gearbox	Växellåda		5
	(1208382)	1	-	-	-	-	SP	Gearbox	Växellåda	1) REPL 1 PCS 1208491-9	5
	(1208401)	1	-	-	-	-	SP	Gearbox	Växellåda	1) REPL 1 PCS 1208489-3	5
1	1209378-7	1	-	-	-	-		•Gearbox housing	•Växellådshus		5
2		1	-	-	-	-	NS	••Housing, front	••Hus, främre		
3		1	-	-	-	-	NS	••Housing, rear	••Hus, bakre		
4		2	-	-	-	-	NS	••Guide pin	••Styrtapp		
5		1	-	-	-	-	NS	••Pivot pin	••Lagertapp		
6	1340992-5	1	-	-	-	-		•Gasket	•Packning	(1232955)	2
7	970963-5	4	-	-	-	-		•Screw	•Skruv	(955333) LG 130 mm	2
8	1209296-1	1	-	-	-	-		•Input shaft	•Ingående axel		3
9	1232398-6	1	-	-	-	-		•Sleeve	•Hylsa	TRANS MARKED 1208423, 1208401	3
10	1377098-7	1	-	-	-	-		•Ball bearing	•Kullager	(1209385)	3
11	914462-7	1	-	-	-	-		•Retaining ring	•Spårring		2
12	1220993-8	1	-	-	-	-		•Main shaft	•Huvudaxel		3
13	183829-1	1	-	-	-	-		•Needle bearing	•Nållager		2
14	1232616-1	2	-	-	-	-		•Synchronizing cone	•Synkroniseringskona		2
15	945497-6	1	-	-	-	-		•Retaining ring	•Spårring	34 X 1.50 ALTER	2
	968700-5	1	-	-	-	-		•Retaining ring	•Spårring	34 X 1.75 ALTER	2
16	1220350-1	1	-	-	-	-		•Synchronizing hub	•Synkroniseringsnav		2
17	1232383-8	3	-	-	-	-		•Locating key	•Medbringare		2
18	1232740-9	2	-	-	-	-		•Spring ring	•Fjäderring		3
19	1232616-1	1	-	-	-	-		•Synchronizing cone	•Synkroniseringskona		2
20	1232598-1	1	-	-	-	-		•Engaging sleeve	•Kopplingshylsa		3
21	*(1232402)*	1	-	-	-	-	SP	•Gear 3rd	•Kugghjul 3:AN	REPL 1 PCS 1220838-5, 1 PCS 1340649-1.	3
22	1232401-8	1	-	-	-	-		•Gear 2nd	•Kugghjul 2:AN		3
23	1232616-1	1	-	-	-	-		•Synchronizing cone	•Synkroniseringskona		2
24	*(1220337)*	1	-	-	-	-	SP	•Synchronizing hub	•Synkroniseringsnav	REPL 1 PCS 1220976-3, 1 PCS 1220977-1	2
25	1220326-1	3	-	-	-	-		•Companion flange	•Medbringare	(1232384)	2
26	1232740-9	2	-	-	-	-		•Spring ring	•Fjäderring		3
27	945497-6	1	-	-	-	-		•Retaining ring	•Spårring	34 X 1.50 ALTER	2
	968700-5	1	-	-	-	-		•Retaining ring	•Spårring	34 X 1.75 ALTER	2
28	1209876-0	1	-	-	-	-		•Engaging sleeve	•Kopplingshylsa		2
29	*(1220895)*	1	-	-	-	-	SP	•Gear 1st	•Kugghjul 1:AN	TRANS MARKED 1208364, 1208382 REPL 1 PCS 1340494-2, 1 PCS 1381565-9.	3
	(1232428)	1	-	-	-	-	SP	•Gear 1st	•Kugghjul 1:AN	TRANS MARKED 1208423, 1208401 REPL 1 PCS 1220895-5	3
29a	1220333-7	1	-	-	-	-		•Thrust washer	•Tryckbricka	TRANS MARKED 1208423, 1208401	3
30	1220849-2	1	-	-	-	-		•Washer	•Bricka	TRANS MARKED 1208364, 1208382	2
31	3502569-1	3	-	-	-	-		•Spring	•Fjäder	TRANS MARKED 1208364, 1208382	2
32	1340757-2	1	-	-	-	-		•Sleeve	•Kona	TRANS MARKED 1208364, 1208382	2
33	183827-5	1	-	-	-	-		•Ball bearing	•Kullager		2
34	1209727-5	1	-	-	-	-		•Synchronizing hub	•Synkroniseringsnav		3
35	1209332-4	1	-	-	-	-		••Plate	••Plåt		3
36	1232740-9	1	-	-	-	-		••Spring ring	••Fjäderring		3
37	1232383-8	3	-	-	-	-		•Locating key	•Medbringare		2
38	1232598-1	1	-	-	-	-		•Engaging sleeve	•Kopplingshylsa		3
39	1232740-9	1	-	-	-	-		•Spring ring	•Fjäderring		3
40	949865-0	1	-	-	-	-		•Retaining ring	•Spårring		2

1) Spare part version. / Reservdelsutförande.

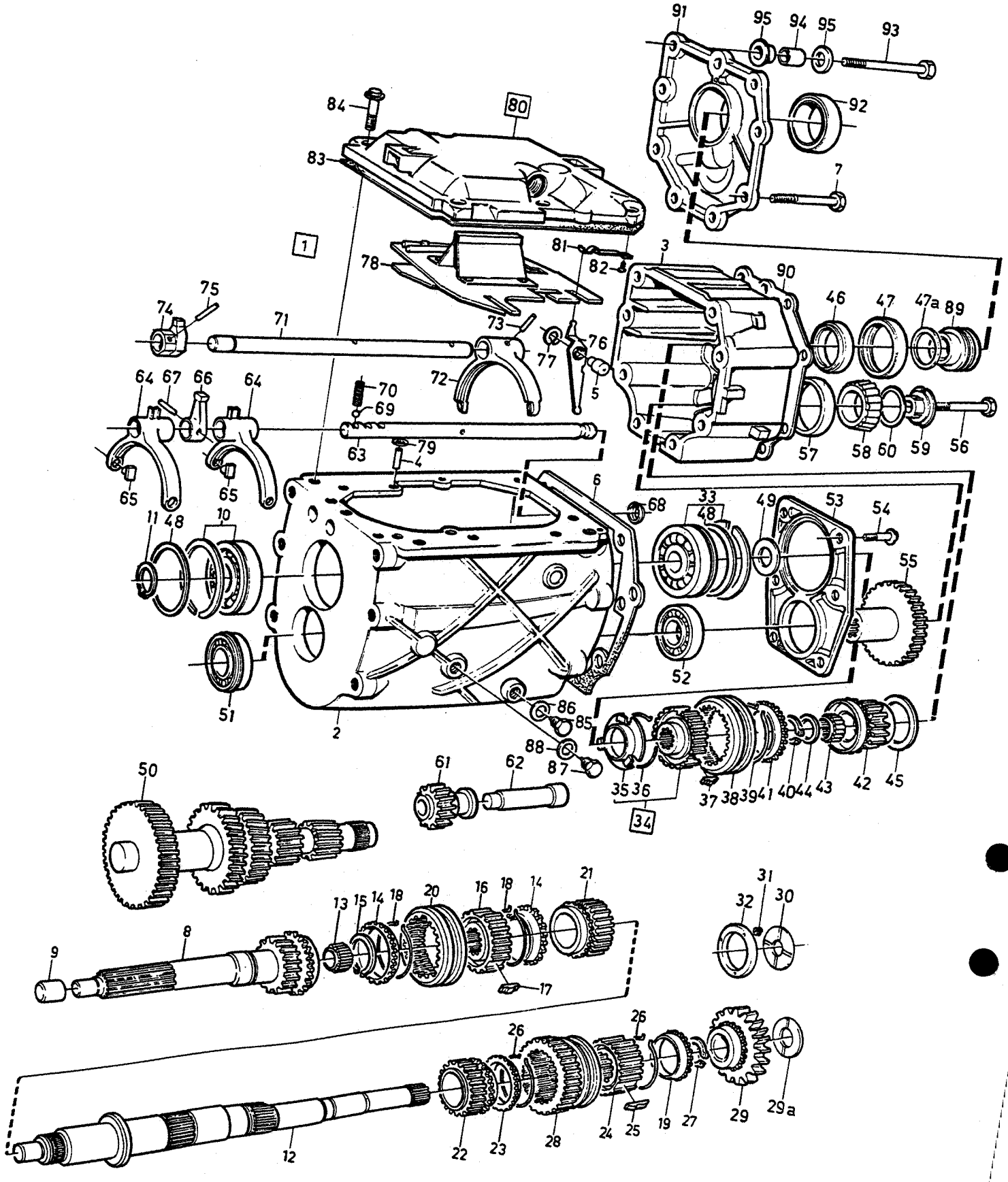

VOLVO
Genuine Parts
PV 431 53884

A
B
C
D
E

GEARBOX — VÄXELLÅDA

Group / Grupp 43

Page / Sida 599

M47: 1208364, 1208423, 1208382, 1208401

Fig	Part No. Artikel nr	Quantity /Antal A	B	C	D	E	PS	Description	Benämning	Notes Anmärkning	SR
41	1232616-1	1	-	-	-	-		•Synchronizing cone	•Synkroniseringskona		2
42	1209388-6	1	-	-	-	-		•Gear 5th	•Kugghjul 5:AN		3
43	1209530-3	1	-	-	-	-		•Needle bearing	•Nållager		2
44	1209230-0	1	-	-	-	-		•Spacer washer	•Distansbricka		3
45	1232990-0	1	-	-	-	-		•Spacer	•Mellanlägg		4
46	1232993-4	1	-	-	-	-		•Roller bearing	•Rullager		2
47	1232899-3	1	-	-	-	-		•Ring	•Ring		3
47a	1209646-7	1	-	-	-	-		•Spacer washer	•Distansbricka		3
48	948008-8	X	-	-	-	-		•Shim	•Justerbleck	THK 0.60 mm, O.DIA 71.5 mm	2
	948009-6	X	-	-	-	-		•Shim	•Justerbleck	THK 0.75 mm, O.DIA 71.5 mm	2
	948010-4	X	-	-	-	-		•Shim	•Justerbleck	THK 0.90 mm, O.DIA 71.5 mm	2
	948011-2	X	-	-	-	-		•Shim	•Justerbleck	THK 1.00 mm, O.DIA 71.5 mm	2
49	34615-5	X	-	-	-	-		•Shim	•Justerbleck	THK 0.10 mm, O.DIA 40 mm	3
	120116-9	X	-	-	-	-		•Shim	•Justerbleck	THK 0.15 mm, O.DIA 40 mm	2
	34614-8	X	-	-	-	-		•Shim	•Justerbleck	THK 0.35 mm, O.DIA 40 mm	3
	947120-2	X	-	-	-	-		•Shim	•Justerbleck	THK 0.50 mm, O.DIA 40 mm	2
50	*(1209386)*	1	-	-	-	-	SP	•Countershaft	•Mellanaxel	REPL 1 PCS 1377665-3, 1 PCS 1377715-6.	3
51	1209392-8	1	-	-	-	-		•Roller bearing	•Rullager		2
52	183834-1	1	-	-	-	-		•Roller bearing	•Rullager		2
53	1340628-5	1	-	-	-	-		•Carrier	•Hållare	(1232978)	3
54	966378-2	6	-	-	-	-		•Screw	•Skruv		5
55	1209767-1	1	-	-	-	-		•Drive gear	•Drivhjul		3
56	1209535-2	1	-	-	-	-		•Screw	•Skruv		2
57	183577-6	1	-	-	-	-		•Cup	•Ytterring		2
58	183576-8	1	-	-	-	-		•Cone	•Innerring		2
59	1232992-6	1	-	-	-	-		•Washer	•Bricka		3
60	3294334-2	X	-	-	-	-		•Shim	•Justerbleck	THK 0.10 mm	3
	3294335-9	X	-	-	-	-		•Shim	•Justerbleck	THK 0.15 mm	3
	3294336-7	X	-	-	-	-		•Shim	•Justerbleck	THK 0.25 mm	3
	3204069-3	X	-	-	-	-		•Shim	•Justerbleck	THK 0.55 mm	2
	3204070-1	X	-	-	-	-		•Shim	•Justerbleck	THK 0.75 mm	2
61	1232247-5	1	-	-	-	-		•Reverse gear	•Backkugghjul		3
62	1220324-6	1	-	-	-	-		•Shaft	•Axel		3
63	1232892-8	1	-	-	-	-		•Selector shaft	•Skiftaxel		3
64	1209477-7	2	-	-	-	-		•Selector fork	•Skiftgaffel		3
65	1232119-6	4	-	-	-	-		•Dog	•Glidsko		3
66	1232067-7	1	-	-	-	-		•Selector pin	•Växelpinne		3
67	1232645-0	1	-	-	-	-		•Spring pin	•Rörpinne		2
68	947705-0	1	-	-	-	-		•Sealing ring	•Tätningsring		2
69	67089-3	1	-	-	-	-		•Ball	•Kula		2
70	1220431-9	1	-	-	-	-		•Spring	•Fjäder		3
71	1232973-6	1	-	-	-	-		•Selector shaft	•Skiftaxel		3
72	1232975-1	1	-	-	-	-		•Selector fork	•Skiftgaffel		3
73	1232645-0	1	-	-	-	-		•Spring pin	•Rörpinne		2
74	1232974-4	1	-	-	-	-		•Selector pin	•Växelpinne		3
75	1232645-0	1	-	-	-	-		•Spring pin	•Rörpinne		2
76	1232976-9	1	-	-	-	-		•Lever	•Hävarm		3
77	951671-7	1	-	-	-	-		•E-circlip	•Spårryttare		2
78	1377620-8	1	-	-	-	-		•Gear selector gate	•Växelkuliss		3
☆ 79	3520218-3	3	-	-	-	-		•Washer	•Bricka	(1340910)	2
80	1232951-2	1	-	-	-	-		•Gearbox cover	•Växellådslock		4
81	1232080-0	1	-	-	-	-		••Leaf spring	••Bladfjäder		3
82	955126-8	1	-	-	-	-		••Screw	••Skruv		2

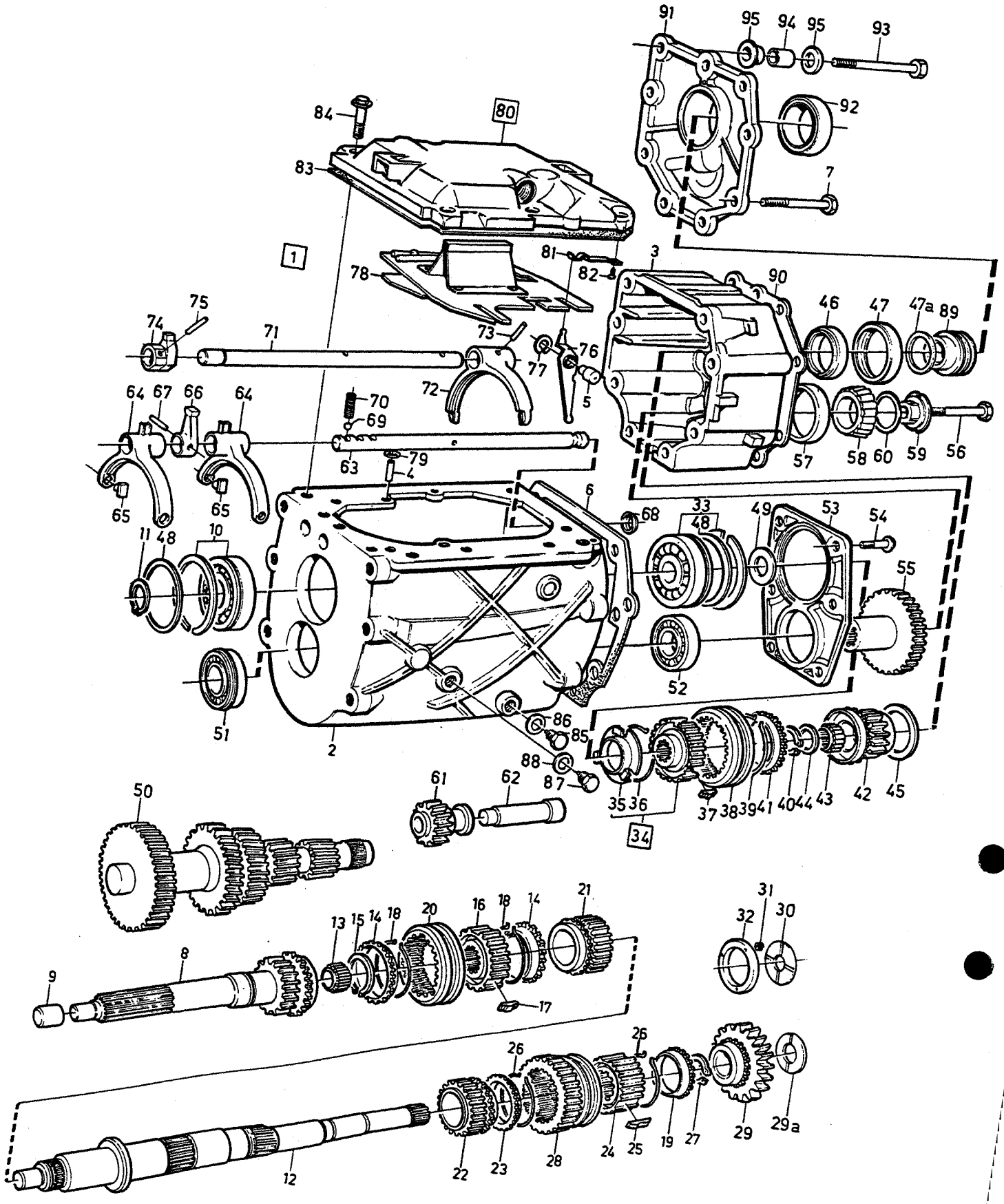

VOLVO
Genuine Parts
PV 431 53884

A
B
C
D
E

GEARBOX VÄXELLÅDA

Group
Grupp
43

Page
Sida
601

M47: 1208364, 1208423, 1208382, 1208401

Fig	Part No. Artikel nr	Quantity /Antal A	B	C	D	E	PS	Description	Benämning	Notes Anmärkning	SR
83	1340991-7	1	-	-	-	-		• Gasket	• Packning	(1232952)	2
84	945444-8	6	-	-	-	-		• Flange screw	• Flänsskruv		2
85	1377334-6	1	-	-	-	-		• Magnetic plug	• Magnetpropp		2
86	957181-1	1	-	-	-	-		• Gasket	• Packning		2
87	1381504-8	1	-	-	-	-		• Plug	• Propp		2
88	957181-1	1	-	-	-	-		• Gasket	• Packning		2
89	1209475-1	1	-	-	-	-		• Speedometer gear	• Hastighetsmätarhjul		3
90	1340993-3	1	-	-	-	-		• Gasket	• Packning	(1232898)	2
91	1209457-9	1	-	-	-	-		• Cover	• Lock		4
92	1233756-4	1	-	-	-	-		• Sealing ring	• Tätningsring		2
93	955335-5	4	-	-	-	-		• Screw	• Skruv	LG 150 mm	2
94	1220879-9	4	-	-	-	-		• Sleeve	• Hylsa	TRANS MARKED 1208364, 1208382	3
	1232175-8	4	-	-	-	-		• Sleeve	• Hylsa	TRANS MARKED 1208423, 1208401	3
95	948823-0	8	-	-	-	-		• Washer	• Bricka	TRANS MARKED 1208364, 1208382	2
	948823-0	4	-	-	-	-		• Washer	• Bricka	TRANS MARKED 1208423, 1208401	2

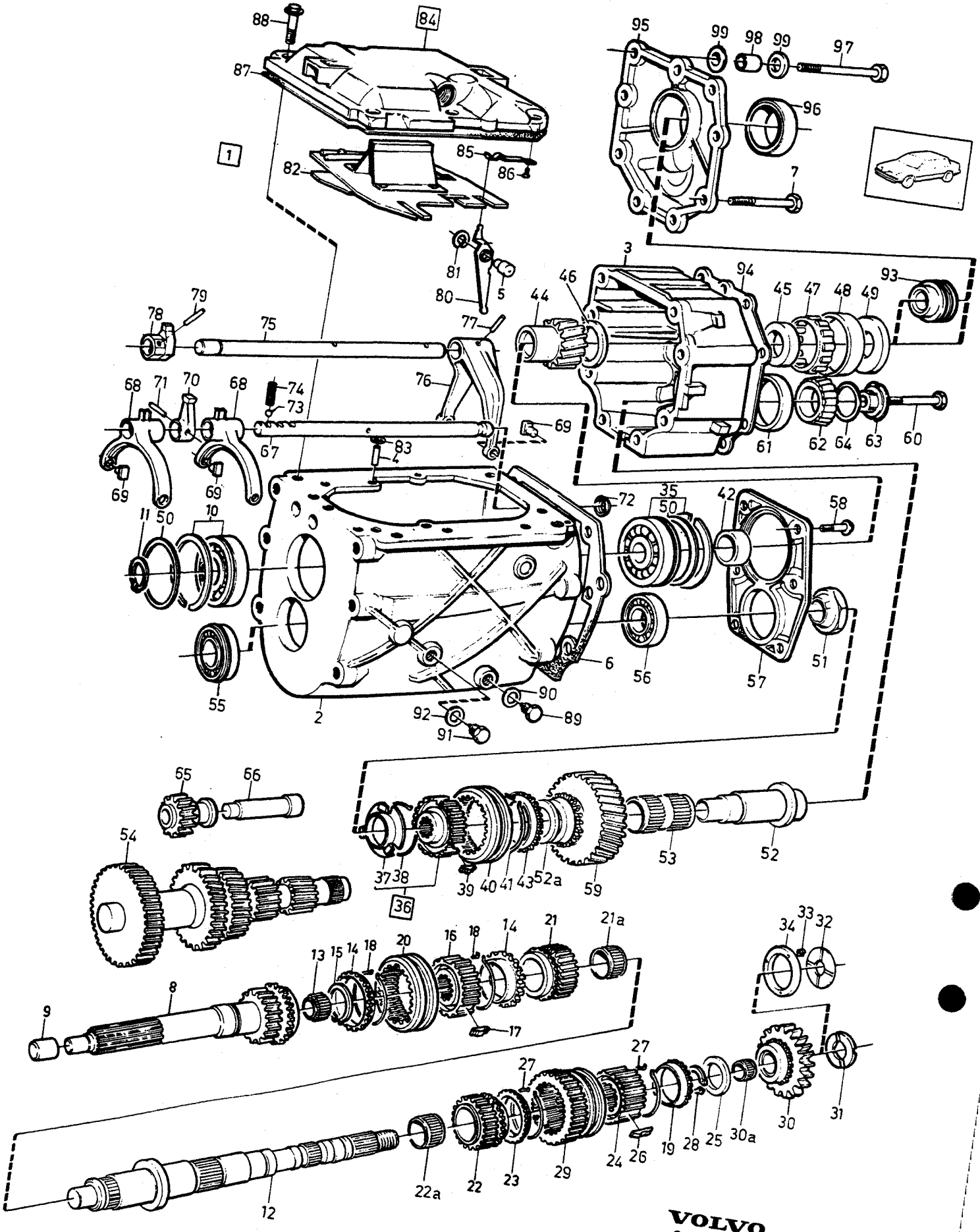

VOLVO
Genuine Parts
PV431 46456

A	1208430, 1208490
B	1208431, 1208546
C	1208477, 1208491
D	1208489
E	1208530, 1208617

GEARBOX — VÄXELLÅDA

Group / Grupp 43

Page / Sida 603

M47

Fig	Part No. / Artikel nr	Quantity / Antal A	B	C	D	E	PS	Description	Benämning	Notes / Anmärkning	SR
	(1208430)	1	-	-	-	-	SP	Gearbox	Växellåda	REPL 1 PCS 1208614-6	
	(1208431)	-	1	-	-	-	SP	Gearbox	Växellåda	REPL 1 PCS 1208617-9	
	(1208477)	-	-	1	-	-	SP	Gearbox	Växellåda	REPL 1 PCS 1208615-3	5
	(1208489)	-	-	-	1	-	SP	Gearbox	Växellåda	1) REPL 1 PCS 1208617-9	5
	(1208530)	-	-	-	-	1	SP	Gearbox	Växellåda	REPL 1 PCS 1208617-9	6
	(1208490)	1	-	-	-	-	SP	Gearbox	Växellåda	1) REPL 1 PCS 1208614-6	5
	(1208546)	-	1	-	-	-	SP	Gearbox	Växellåda	REPL 1 PCS 1208617-9	6
	(1208491)	-	-	1	-	-	SP	Gearbox	Växellåda	1) REPL 1 PCS 1208615-3	5
	1208617-9	-	-	-	-	1		Gearbox	Växellåda	1)	5
1	1209378-7	1	1	1	1	1		• Gearbox housing	• Växellådshus		5
2		1	1	1	1	1	NS	•• Housing, front	•• Hus, främre		
3		1	1	1	1	1	NS	•• Housing, rear	•• Hus, bakre		
4		2	2	2	2	2	NS	•• Guide pin	•• Styrtapp		
5		1	1	1	1	1	NS	•• Pivot pin	•• Lagertapp		
6	1340992-5	1	1	1	1	1		• Gasket asbestos-free	• Packning asbestfri	ALTER	2
☆ 7	970963-5	4	4	4	4	4		• Screw	• Skruv	(955333)	2
8	1209296-1	1	1	1	1	1		• Input shaft	• Ingående axel		3
9	1232398-6	-	1	-	1	1		• Sleeve	• Hylsa		3
10	1377098-7	1	1	1	1	1		• Ball bearing	• Kullager		3
11	914462-7	1	1	1	1	1		• Retaining ring	• Spårring		2
12	1340497-5	1	-	-	-	-		• Main shaft	• Huvudaxel		3
	1340328-2	-	1	1	1	1		• Main shaft	• Huvudaxel		3
13	183829-1	1	1	1	1	1		• Needle bearing	• Nållager		2
14	1232616-1	2	2	2	2	2		• Synchronizing cone	• Synkroniseringskona		2
15	968700-5	1	1	1	1	1		• Retaining ring	• Spårring	34 X 1.75 ALTER	2
	945497-6	1	1	1	1	-		• Retaining ring	• Spårring	34 X 1.50 ALTER	2
16	1220350-1	1	1	1	1	1		• Synchronizing hub	• Synkroniseringsnav		2
17	1232383-8	3	3	3	3	3		• Locating key	• Medbringare		2
18	1232740-9	2	2	2	2	2		• Spring ring	• Fjäderring		3
19	1232616-1	1	1	1	1	1		• Synchronizing cone	• Synkroniseringskona		2
20	1232598-1	1	1	1	1	1		• Engaging sleeve	• Kopplingshylsa		3
21	*(1232402)*	1	1	1	1	-	SP	• Gear 3rd	• Kugghjul 3:AN	REPL 1 PCS 1220838-5, 1 PCS 1340649-1.	3
	1220838-5	-	-	-	-	1		• Gear 3rd	• Kugghjul 3:AN		3
21a	1340649-1	-	-	-	-	1		• Needle bearing	• Nållager		2
22	1232401-8	1	1	1	1	-		• Gear 2nd	• Kugghjul 2:AN	-1986	3
	(1377715)	1	1	1	1	-	SP	• Gear 2nd	• Kugghjul 2:AN	1987- REPL 1 PCS 1377668-7, 1 PCS 1340649-1.	3
	1377668-7	-	-	-	-	1		• Gear 2nd	• Kugghjul 2:AN		3
22a	1340649-1	-	-	-	-	1		• Needle bearing	• Nållager		2
23	1232616-1	1	1	1	1	-		• Synchronizing cone	• Synkroniseringskona		2
24	*(1220337)*	-	1	-	-	-	SP	• Synchronizing hub	• Synkroniseringsnav	REPL 1 PCS 1220976-3, 1 PCS 1220977-1	2
	1220976-3	1	-	1	1	1		• Synchronizing hub	• Synkroniseringsnav		3
25	1220977-1	1	-	1	1	1		• Washer	• Bricka		2
26	1220326-1	3	3	3	3	3		• Companion flange	• Medbringare		2
27	1232740-9	2	2	2	2	2		• Spring ring	• Fjäderring		3
28	968700-5	1	1	1	1	1		• Retaining ring	• Spårring	34 X 1.75 ALTER	2
	945497-6	1	1	1	1	-		• Retaining ring	• Spårring	34 X 1.50 ALTER	2
29	1209876-0	1	1	1	1	1		• Engaging sleeve	• Kopplingshylsa		2
30	*(1220895)*	1	-	1	-	-	SP	• Gear 1st	• Kugghjul 1:AN	REPL 1 PCS 1340494-2, 1 PCS 1381565-9.	3
	(1232428)	-	1	-	1	-	SP	• Gear 1st	• Kugghjul 1:AN	REPL 1 PCS 1220895-5	3
	1340494-2	-	-	-	-	1		• Gear 1st	• Kugghjul 1:AN		2
30a	1381565-9	-	-	-	-	1		• Needle bearing	• Nållager		2
31	1220333-7	-	1	-	1	1		• Thrust washer	• Tryckbricka		3
32	1220849-2	1	-	1	-	-		• Washer	• Bricka		2
33	3502569-1	3	-	3	-	-		• Spring	• Fjäder		2
34	1340757-2	1	-	1	-	-		• Sleeve	• Kona		2

1) Spare part version. / Reservdelsutförande.

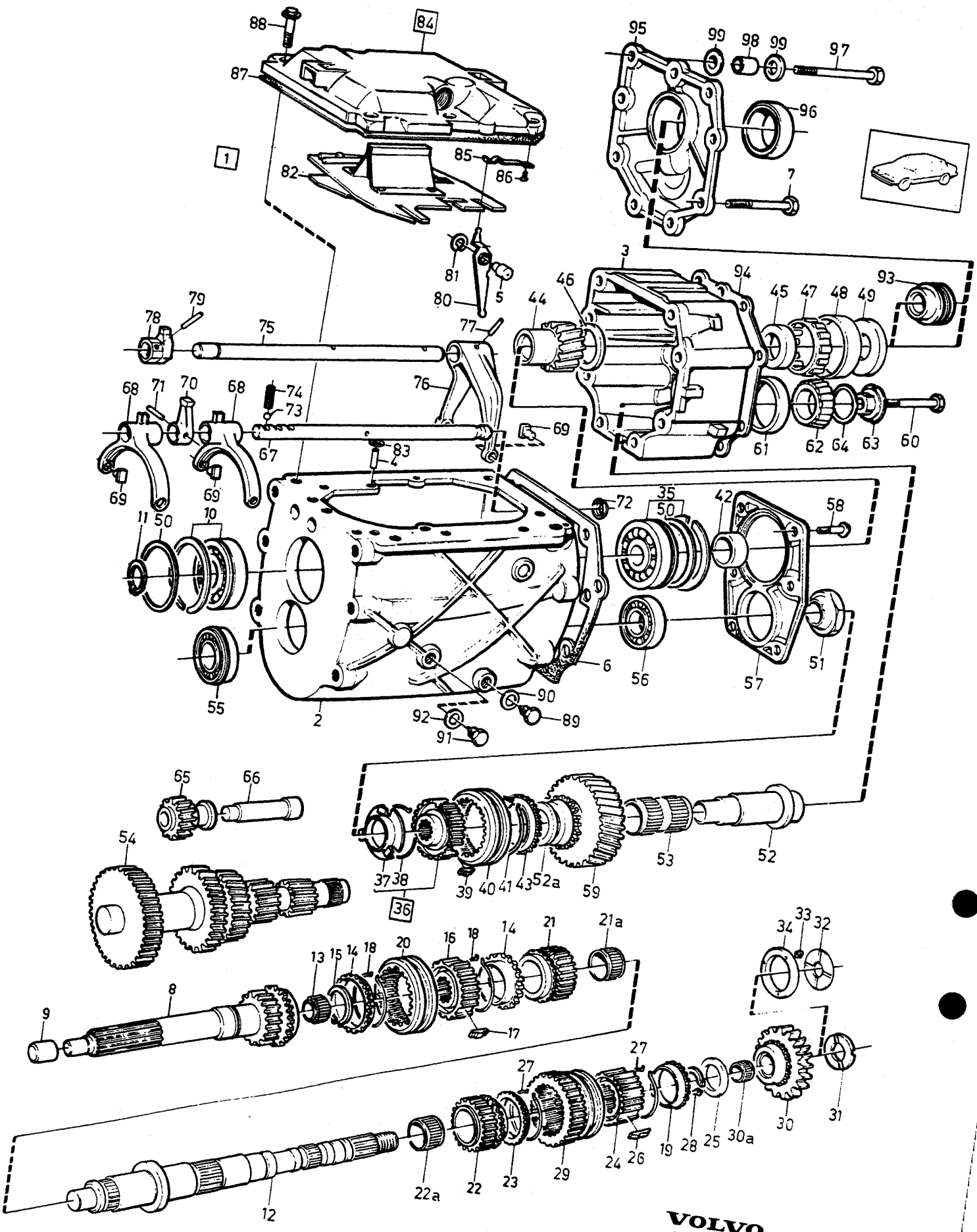

VOLVO
Genuine Parts
PV431 46456

A	1208430, 1208490
B	1208431, 1208546
C	1208477, 1208491
D	1208489
E	1208530, 1208617

GEARBOX — VÄXELLÅDA

M47

Group / Grupp 43

Page / Sida 605

Fig	Part No. / Artikel nr	Quantity / Antal A	B	C	D	E	PS	Description	Benämning	Notes / Anmärkning	SR
35	183827-5	1	1	1	1	1		• Ball bearing	• Kullager		2
36	1340651-7	1	1	1	1	1		• Synchronizing hub	• Synkroniseringsnav		3
37	1340495-9	1	1	1	1	1		• • Plate	• • Plåt		4
38	1232740-9	1	1	1	1	1		• • Spring ring	• • Fjäderring		3
39	1232383-8	3	3	3	3	3		• Locating key	• Medbringare		2
40	1232598-1	1	1	1	1	1		• Engaging sleeve	• Kopplingshylsa		3
41	1232740-9	1	1	1	1	1		• Spring ring	• Fjäderring		3
42	1340588-1	1	1	1	1	1		• Spacer sleeve	• Distanshylsa		4
43	1232616-1	1	1	1	1	1		• Synchronizing cone	• Synkroniseringskona		2
44	1340898-4	1	1	1	1	1		• Gear 5th	• Kugghjul 5:AN		3
45	1340405-8	1	1	1	1	1		• Bearing race	• Lagerring		3
46	1232990-0	1	1	1	1	1		• Spacer	• Mellanlägg		4
47	1232993-4	1	1	1	1	1		• Roller bearing	• Rullager		2
48	1232899-3	1	1	1	1	1		• Ring	• Ring		3
49	1340629-3	1	1	1	1	1		• Spacer washer	• Distansbricka		3
50	948008-8	X	X	X	X	X		• Shim	• Justerbleck	THK 0.60 mm, O.DIA 71.5 mm	2
	948009-6	X	X	X	X	X		• Shim	• Justerbleck	THK 0.75 mm, O.DIA 71.5 mm	2
	948010-4	X	X	X	X	X		• Shim	• Justerbleck	THK 0.90 mm, O.DIA 71.5 mm	2
	948011-2	X	X	X	X	X		• Shim	• Justerbleck	THK 1.00 mm, O.DIA 71.5 mm	2
51	1340627-7	1	1	1	1	1		• Nut	• Mutter		3
52	1340329-0	1	1	1	1	1		• Bearing sleeve	• Lagerhylsa		3
52a	1340904-0	1	1	1	1	1		• Washer	• Bricka		3
53	1340649-1	1	1	1	1	1		• Needle bearing	• Nållager		2
54	*(1209386)*	1	1	1	1	-	SP	• Countershaft	• Mellanaxel	EXC TRANS 1208546, EXC TRANS 1208491 NO APP 100315-. REPL 1 PCS 1377665-3, 1 PCS 1377715-6.	3
	1377665-3	-	1	-	-	-		• Countershaft	• Mellanaxel	EXC TRANS 1208431	3
	1377665-3	-	-	1	-	-		• Countershaft	• Mellanaxel	EXC TRANS 1208477. TRANS 1208491 NO APP 100315-.	3
	1377665-3	-	-	-	-	1		• Countershaft	• Mellanaxel		3
55	1209392-8	1	1	1	1	1		• Roller bearing	• Rullager		2
56	183834-1	1	1	1	1	1		• Roller bearing	• Rullager		2
57	1340628-5	1	1	1	1	1		• Carrier	• Hållare		3
58	966378-2	6	6	6	6	6		• Screw	• Skruv		5
59	1340897-6	1	1	1	1	1		• Gear 5th	• Kugghjul 5:AN		3
60	1209535-2	1	1	1	1	1		• Screw	• Skruv		2
61	183577-6	1	1	1	1	1		• Cup	• Ytterring		2
62	183576-8	1	1	1	1	1		• Cone	• Innerring		2
63	1232992-6	1	1	1	1	1		• Washer	• Bricka		3
64	3294334-2	X	X	X	X	X		• Shim	• Justerbleck	THK 0.10 mm	3
	3294335-9	X	X	X	X	X		• Shim	• Justerbleck	THK 0.15 mm	3
	3294336-7	X	X	X	X	X		• Shim	• Justerbleck	THK 0.25 mm	3
	3204069-3	X	X	X	X	X		• Shim	• Justerbleck	THK 0.55 mm	2
	3204070-1	X	X	X	X	X		• Shim	• Justerbleck	THK 0.75 mm	2
65	1232247-5	1	1	1	1	1		• Reverse gear	• Backkugghjul		3
66	1220324-6	1	1	1	1	1		• Shaft	• Axel		3
67	1232892-8	1	1	1	1	1		• Selector shaft	• Skiftaxel		3
68	1209477-7	2	2	2	2	2		• Selector fork	• Skiftgaffel		3
69	1232119-6	6	6	6	6	6		• Dog	• Glidsko		3
70	1232067-7	1	1	1	1	1		• Selector pin	• Växelpinne		3
71	1232645-0	1	1	1	1	1		• Spring pin	• Rörpinne		2
72	947705-0	1	1	1	1	1		• Sealing ring	• Tätningsring		2
73	67089-3	1	1	1	1	1		• Ball	• Kula		2
74	1220431-9	1	1	1	1	1		• Spring	• Fjäder		3
75	1232973-6	1	1	1	1	1		• Selector shaft	• Skiftaxel		3

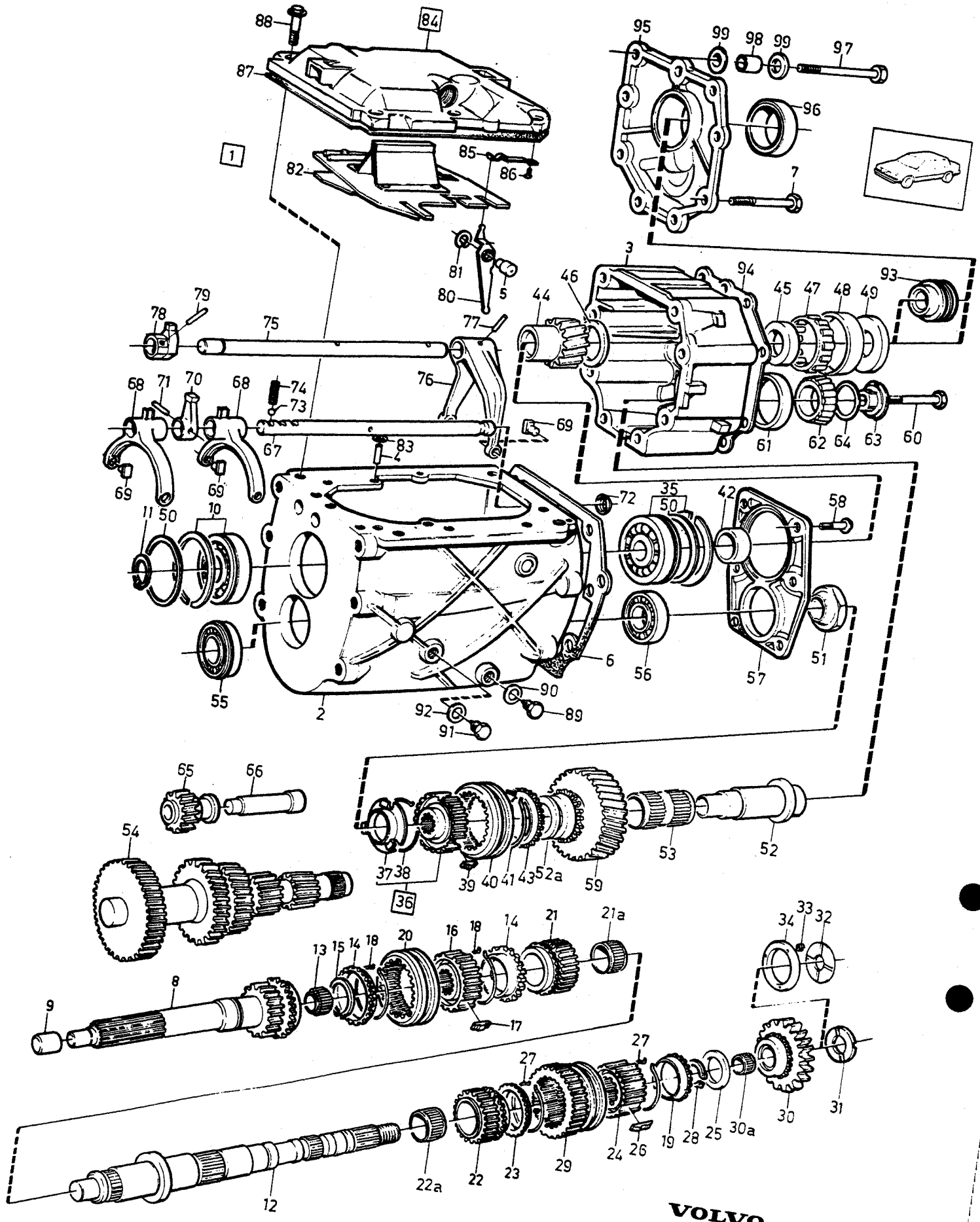

VOLVO
Genuine Parts
PV 431 46456

A	1208430, 1208490
B	1208431, 1208546
C	1208477, 1208491
D	1208489
E	1208530, 1208617

GEARBOX — VÄXELLÅDA

M47

Group / Grupp 43

Page / Sida 607

Fig	Part No. / Artikel nr	Quantity / Antal A	B	C	D	E	PS	Description	Benämning	Notes / Anmärkning	SR
76	1340619-4	1	1	1	1	1		• Selector fork	• Skiftgaffel		3
77	1232645-0	1	1	1	1	1		• Spring pin	• Rörpinne		2
78	1232974-4	1	1	1	1	1		• Selector pin	• Växelpinne		3
79	1232645-0	1	1	1	1	1		• Spring pin	• Rörpinne		2
80	1232976-9	1	1	1	1	1		• Lever	• Hävarm		3
81	951671-7	1	1	1	1	1		• E-circlip	• Spårryttare		2
82	1377620-8	1	1	1	1	1		• Gear selector gate	• Växelkuliss		3
☆ 83	3520218-3	3	3	3	3	3		• Washer	• Bricka	(1340910)	2
84	1232951-2	1	1	1	1	1		• Gearbox cover	• Växellådslock		4
85	1232080-0	1	1	1	1	1		•• Leaf spring	•• Bladfjäder		3
86	960859-7	1	1	1	1	1		•• Screw	•• Skruv		6
87	1340991-7	1	1	1	1	1		• Gasket asbestos-free	• Packning asbestfri		2
88	945444-8	6	6	6	6	6		• Flange screw	• Flänsskruv		2
89	1377334-6	1	1	1	1	1		• Magnetic plug	• Magnetpropp		2
90	957181-1	1	1	1	1	1		• Gasket	• Packning		2
91	1381504-8	1	1	1	1	1		• Plug	• Propp		2
92	957181-1	1	1	1	1	1		• Gasket	• Packning		2
93	1209475-1	-	1	1	1	1		• Speedometer gear	• Hastighetsmätarhjul		3
94	1340993-3	1	1	1	1	1		• Gasket asbestos-free	• Packning asbestfri		2
95	1209457-9	-	1	1	1	1		• Cover	• Lock		4
	1232890-2	1	-	-	-	-		• Cover	• Lock		4
96	1233756-4	1	1	1	1	-		• Sealing ring	• Tätningsring		2
97	955335-5	4	4	4	4	4		• Screw	• Skruv	LG 150 mm	2
98	1232175-8	4	4	4	4	-		• Sleeve	• Hylsa	EXC TRANS 1208430, 1208477	3
	1220879-9	4	-	4	-	-		• Sleeve	• Hylsa	EXC TRANS 1208490, 1208491	3
99	948823-0	4	4	4	4	-		• Washer	• Bricka	EXC TRANS 1208430,	2
	948823-0	-	-	-	-	4		• Washer	• Bricka	1208477	2
	948823-0	8	-	8	-	-		• Washer	• Bricka	EXC TRANS 1208490, 1208491	2

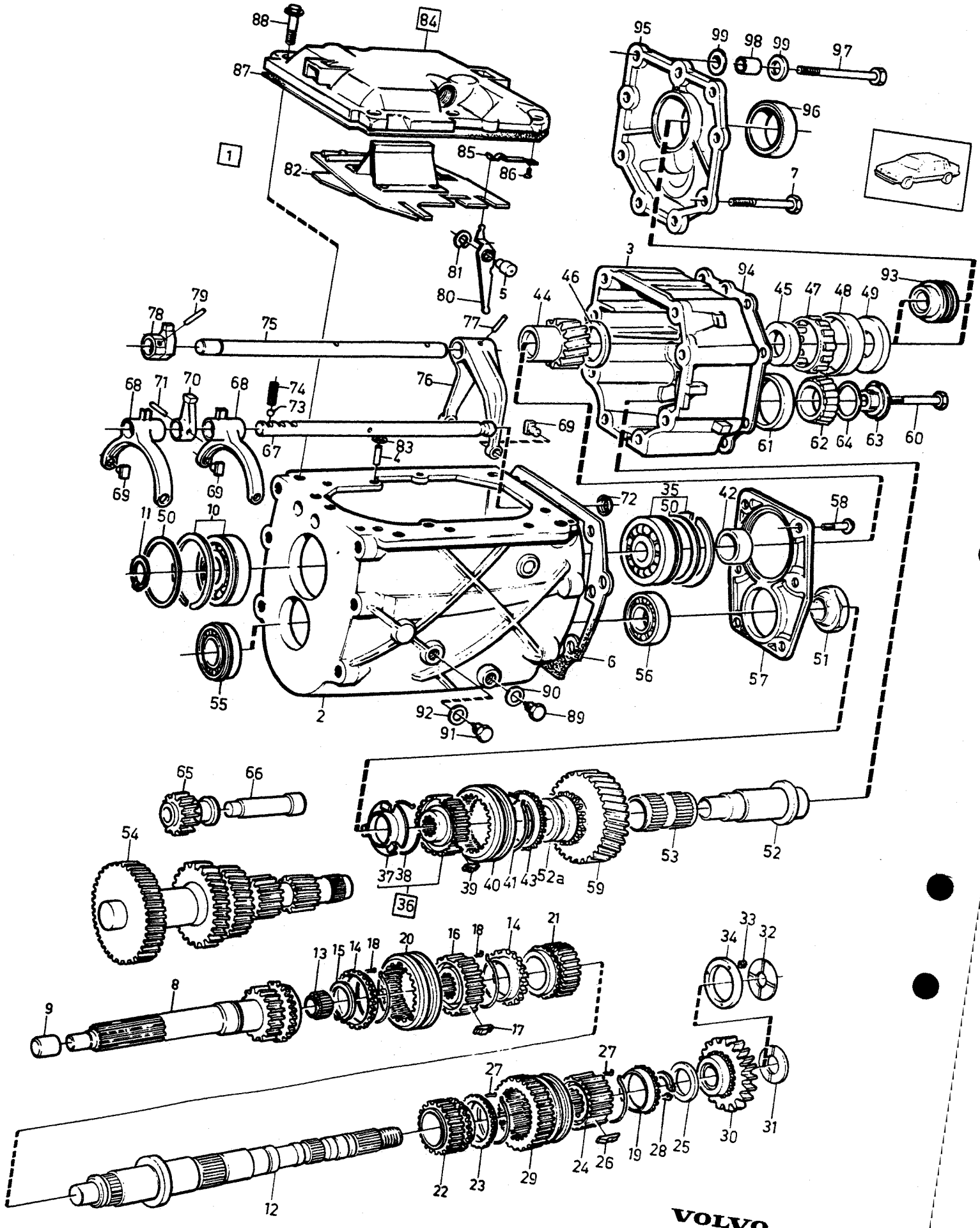

VOLVO
Genuine Parts
PV 430 43627
(104:7)

A
B
C
D
E

GEARBOX — VÄXELLÅDA

Group / Grupp: 43

Page / Sida: 609

M47: 1208542, 1208565, 1208566

Fig	Part No. Artikel nr	Quantity /Antal A	B	C	D	E	PS	Description	Benämning	Notes Anmärkning	SR
	(1208542)	1	-	-	-	-	SP	Gearbox	Växellåda	REPL 1 PCS 1208614-6	6
	(1208565)	1	-	-	-	-	SP	Gearbox	Växellåda	1) REPL 1 PCS 1208617-9	5
	(1208566)	1	-	-	-	-	SP	Gearbox	Växellåda	1) REPL 1 PCS 1208614-6	5
1	1209378-7	1	-	-	-	-		• Gearbox housing	• Växellådshus		5
2		1	-	-	-	-	NS	•• Housing, front	•• Hus, främre		
3		1	-	-	-	-	NS	•• Housing, rear	•• Hus, bakre		
4		2	-	-	-	-	NS	•• Guide pin	•• Styrtapp		
5		1	-	-	-	-	NS	•• Pivot pin	•• Lagertapp		
6	1340992-5	1	-	-	-	-		• Gasket	• Packning	(1232955)	2
☆ 7	970963-5	4	-	-	-	-		• Screw	• Skruv	(955333)	2
8	1209296-1	1	-	-	-	-		• Input shaft	• Ingående axel		3
9	1232398-6	1	-	-	-	-		• Sleeve	• Hylsa	TRANS MARKED 1208565	3
10	1377098-7	1	-	-	-	-		• Ball bearing	• Kullager		3
11	914462-7	1	-	-	-	-		• Retaining ring	• Spårring		2
12	1340497-5	1	-	-	-	-		• Main shaft	• Huvudaxel	TRANS MARKED 1208542, 1208566	3
	1340328-2	1	-	-	-	-		• Main shaft	• Huvudaxel	TRANS MARKED 1208565	3
13	183829-1	1	-	-	-	-		• Needle bearing	• Nållager		2
14	1232616-1	2	-	-	-	-		• Synchronizing cone	• Synkroniseringskona		2
15	945497-6	1	-	-	-	-		• Retaining ring	• Spårring	34 X 1.50 ALTER	2
	968700-5	1	-	-	-	-		• Retaining ring	• Spårring	34 X 1.75 ALTER	2
16	1220350-1	1	-	-	-	-		• Synchronizing hub	• Synkroniseringsnav		2
17	1232383-8	3	-	-	-	-		• Locating key	• Medbringare		2
18	1232740-9	2	-	-	-	-		• Spring ring	• Fjäderring		3
19	1232616-1	1	-	-	-	-		• Synchronizing cone	• Synkroniseringskona		2
20	1232598-1	1	-	-	-	-		• Engaging sleeve	• Kopplingshylsa		3
21	*(1232402)*	1	-	-	-	-	SP	• Gear 3rd	• Kugghjul 3:AN	REPL 1 PCS 1220838-5, 1 PCS 1340649-1.	3
22	*(1377715)*	1	-	-	-	-	SP	• Gear 2nd	• Kugghjul 2:AN	REPL 1 PCS 1377668-7 1 PCS 1340649-1	3
23	1232616-1	1	-	-	-	-		• Synchronizing cone	• Synkroniseringskona		2
24	*(1220337)*	1	-	-	-	-	SP	• Synchronizing hub	• Synkroniseringsnav	TRANS MARKED 1208565 REPL 1 PCS 1220976-3, 1 PCS 1220977-1	2
	1220976-3	1	-	-	-	-		• Synchronizing hub	• Synkroniseringsnav	TRANS MARKED 1208542, 1208566	3
25	1220977-1	1	-	-	-	-		• Washer	• Bricka	TRANS MARKED 1208542, 1208566	2
26	1220326-1	3	-	-	-	-		• Companion flange	• Medbringare		2
27	1232740-9	2	-	-	-	-		• Spring ring	• Fjäderring		3
28	945497-6	1	-	-	-	-		• Retaining ring	• Spårring	34 X 1.50 ALTER	2
	968700-5	1	-	-	-	-		• Retaining ring	• Spårring	34 X 1.75 ALTER	2
29	1209876-0	1	-	-	-	-		• Engaging sleeve	• Kopplingshylsa		2
30	*(1220895)*	1	-	-	-	-	SP	• Gear 1st	• Kugghjul 1:AN	REPL 1 PCS 1340494-2, 1 PCS 1381565-9. 1208566	3
	(1220895)	1	-	-	-	-	SP	• Gear	• Kugghjul	TRANS MARKED 1208565 REPL 1 PCS 1340494-2, 1 PCS 1381565-9.	3
31	1220333-7	1	-	-	-	-		• Thrust washer	• Tryckbricka	TRANS MARKED 1208565	3
32	1220849-2	1	-	-	-	-		• Washer	• Bricka	TRANS MARKED 1208542, 1208566	2
33	3502569-1	3	-	-	-	-		• Spring	• Fjäder	TRANS MARKED 1208542, 1208566	2
34	1340757-2	1	-	-	-	-		• Sleeve	• Kona	TRANS MARKED 1208542, 1208566	2
35	183827-5	1	-	-	-	-		• Ball bearing	• Kullager		2
36	1340651-7	1	-	-	-	-		• Synchronizing hub	• Synkroniseringsnav		3
37	1340495-9	1	-	-	-	-		•• Plate	•• Plåt		4
38	1232740-9	1	-	-	-	-		•• Spring ring	•• Fjäderring		3

1) Spare part version. / Reservdelsutförande.

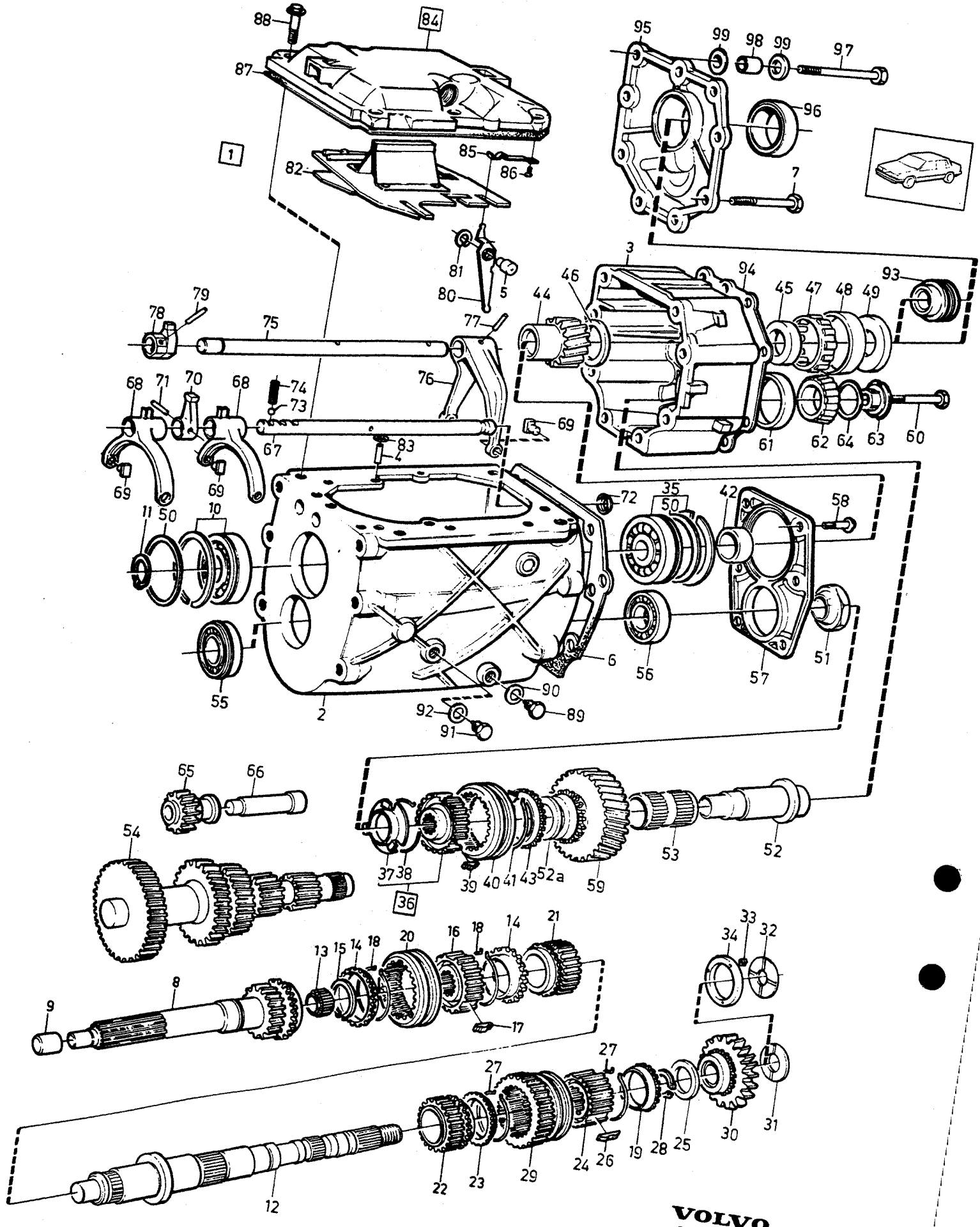

VOLVO
Genuine Parts
PV 430 43627
(104:7)

A
B
C
D
E

GEARBOX — VÄXELLÅDA

Group / Grupp 43

Page / Sida 611

M47: 1208542, 1208565, 1208566

Fig	Part No. Artikel nr	Quantity /Antal A	B	C	D	E	PS	Description	Benämning	Notes Anmärkning	SR
39	1232383-8	3	-	-	-	-		• Locating key	• Medbringare		2
40	1232598-1	1	-	-	-	-		• Engaging sleeve	• Kopplingshylsa		3
41	1232740-9	1	-	-	-	-		• Spring ring	• Fjäderring		3
42	1340588-1	1	-	-	-	-		• Spacer sleeve	• Distanshylsa		4
43	1232616-1	1	-	-	-	-		• Synchronizing cone	• Synkroniseringskona		2
44	1340898-4	1	-	-	-	-		• Gear 5th	• Kugghjul 5:AN		3
45	1340405-8	1	-	-	-	-		• Bearing race	• Lagerring		3
46	1232990-0	1	-	-	-	-		• Spacer	• Mellanlägg		4
47	1232993-4	1	-	-	-	-		• Roller bearing	• Rullager		2
48	1232899-3	1	-	-	-	-		• Ring	• Ring		3
49	1340629-3	1	-	-	-	-		• Spacer washer	• Distansbricka		3
50	948008-8	X	-	-	-	-		• Shim	• Justerbleck	THK 0.60 mm, O.DIA 71.5 mm	2
	948009-6	X	-	-	-	-		• Shim	• Justerbleck	THK 0.75 mm, O.DIA 71.5 mm	2
	948010-4	X	-	-	-	-		• Shim	• Justerbleck	THK 0.90 mm, O.DIA 71.5 mm	2
	948011-2	X	-	-	-	-		• Shim	• Justerbleck	THK 1.00 mm, O.DIA 71.5 mm	2
51	1340627-7	1	-	-	-	-		• Nut	• Mutter		3
52	1340329-0	1	-	-	-	-		• Bearing sleeve	• Lagerhylsa		3
52a	1340904-0	1	-	-	-	-		• Washer	• Bricka		3
53	1340649-1	1	-	-	-	-		• Needle bearing	• Nållager		2
54	1377665-3	1	-	-	-	-		• Countershaft	• Mellanaxel		3
55	1209392-8	1	-	-	-	-		• Roller bearing	• Rullager		2
56	183834-1	1	-	-	-	-		• Roller bearing	• Rullager		2
57	1340628-5	1	-	-	-	-		• Carrier	• Hållare		3
58	966378-2	6	-	-	-	-		• Screw	• Skruv		5
59	1340897-6	1	-	-	-	-		• Gear	• Kugghjul		3
60	1209535-2	1	-	-	-	-		• Screw	• Skruv		2
61	183577-6	1	-	-	-	-		• Cup	• Ytterring		2
62	183576-8	1	-	-	-	-		• Cone	• Innerring		2
63	1232992-6	1	-	-	-	-		• Washer	• Bricka		3
64	3294334-2	X	-	-	-	-		• Shim	• Justerbleck	THK 0.10 mm	3
	3294335-9	X	-	-	-	-		• Shim	• Justerbleck	THK 0.15 mm	3
	3294336-7	X	-	-	-	-		• Shim	• Justerbleck	THK 0.25 mm	3
	3204069-3	X	-	-	-	-		• Shim	• Justerbleck	THK 0.55 mm	2
	3204070-1	X	-	-	-	-		• Shim	• Justerbleck	THK 0.75 mm	2
65	1232247-5	1	-	-	-	-		• Reverse gear	• Backkugghjul		3
66	1220324-6	1	-	-	-	-		• Shaft	• Axel		3
67	1232892-8	1	-	-	-	-		• Selector shaft	• Skiftaxel		3
68	1209477-7	2	-	-	-	-		• Selector fork	• Skiftgaffel		3
69	1232119-6	6	-	-	-	-		• Dog	• Glidsko		3
70	1232067-7	1	-	-	-	-		• Selector pin	• Växelpinne		3
71	1232645-0	1	-	-	-	-		• Spring pin	• Rörpinne		2
72	947705-0	1	-	-	-	-		• Sealing ring	• Tätningsring		2
73	67089-3	1	-	-	-	-		• Ball	• Kula		2
74	1220431-9	1	-	-	-	-		• Spring	• Fjäder		3
75	1232973-6	1	-	-	-	-		• Selector shaft	• Skiftaxel		3
76	1340619-4	1	-	-	-	-		• Selector fork	• Skiftgaffel		3
77	1232645-0	1	-	-	-	-		• Spring pin	• Rörpinne		2
78	1232974-4	1	-	-	-	-		• Selector pin	• Växelpinne		3
79	1232645-0	1	-	-	-	-		• Spring pin	• Rörpinne		2
80	1232976-9	1	-	-	-	-		• Lever	• Hävarm		3
81	951671-7	1	-	-	-	-		• E-circlip	• Spårryttare		2
82	1377620-8	1	-	-	-	-		• Gear selector gate	• Växelkuliss		3
☆ 83	3520218-3	3	-	-	-	-		• Washer	• Bricka	(1340910)	2
84	1232951-2	1	-	-	-	-		• Gearbox cover	• Växellådslock		4
85	1232080-0	1	-	-	-	-		•• Leaf spring	•• Bladfjäder		3
86	960859-7	1	-	-	-	-		•• Screw	•• Skruv		6
87	1340991-7	1	-	-	-	-		• Gasket	• Packning	(1232952)	2
88	945444-8	6	-	-	-	-		• Flange screw	• Flänsskruv		2

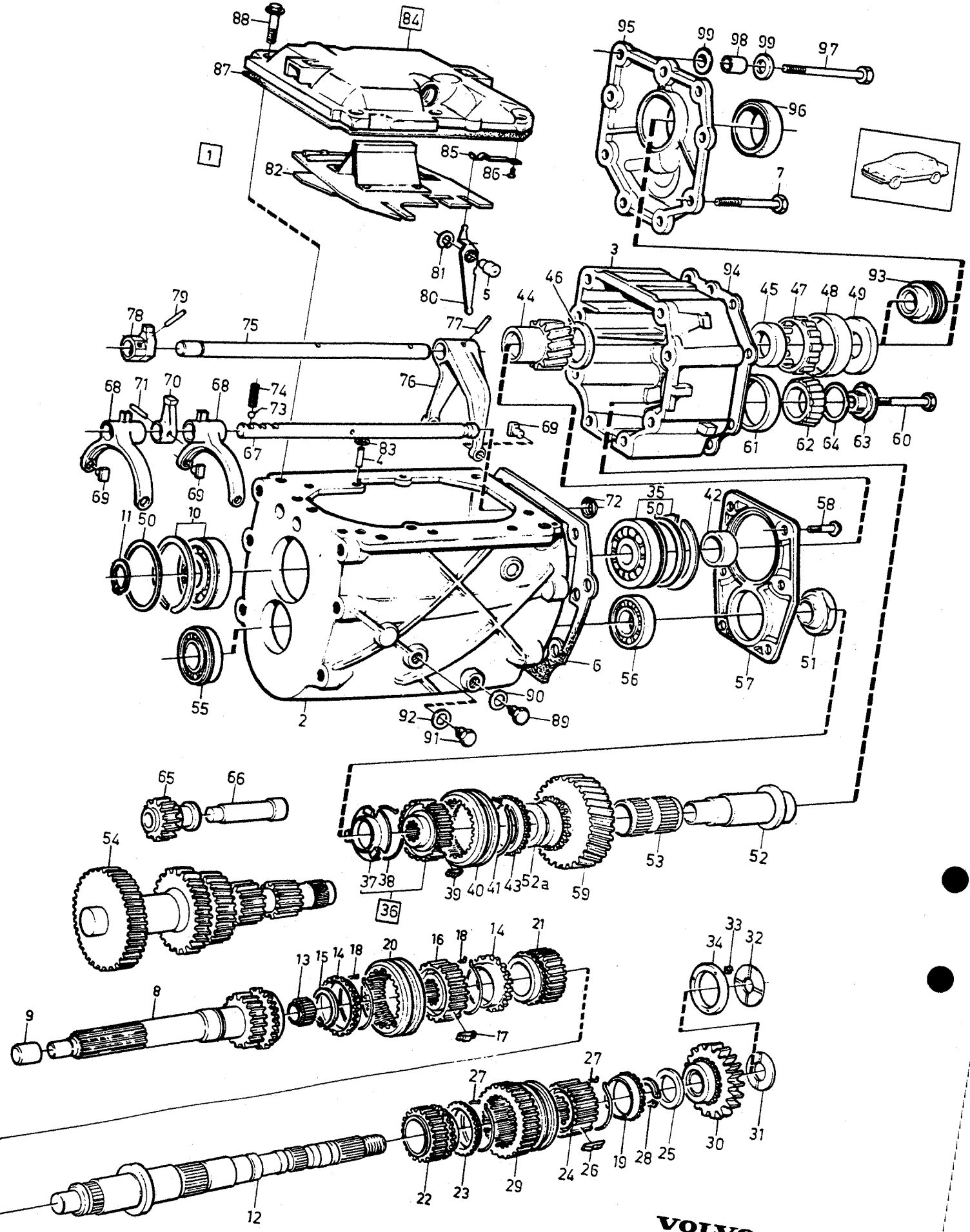

VOLVO
Genuine Parts
PV 430 43627
(104:7)

A		GEARBOX	VÄXELLÅDA	Group Grupp 43
B				
C				
D				Page Sida 613
E		M47: 1208542, 1208565, 1208566		

Fig	Part No. Artikel nr	Quantity /Antal A	B	C	D	E	PS	Description	Benämning	Notes Anmärkning	SR
89	1377334-6	1	-	-	-	-		• Magnetic plug	• Magnetpropp		2
90	957181-1	1	-	-	-	-		• Gasket	• Packning		2
91	1381504-8	1	-	-	-	-		• Plug	• Propp		2
92	957181-1	1	-	-	-	-		• Gasket	• Packning		2
93	1209475-1	1	-	-	-	-		• Speedometer gear	• Hastighetsmätarhjul	TRANS MARKED 1208565	3
94	1340993-3	1	-	-	-	-		• Gasket	• Packning	(1232898)	2
95	1209457-9	1	-	-	-	-		• Cover	• Lock	TRANS MARKED 1208565	4
	1232890-2	1	-	-	-	-		• Cover	• Lock	TRANS MARKED 1208542, 1208566	4
96	1233756-4	1	-	-	-	-		• Sealing ring	• Tätningsring		2
97	955335-5	4	-	-	-	-		• Screw	• Skruv	LG 150 mm	2
98	1232175-8	4	-	-	-	-		• Sleeve	• Hylsa		3
99	948823-0	4	-	-	-	-		• Washer	• Bricka		2

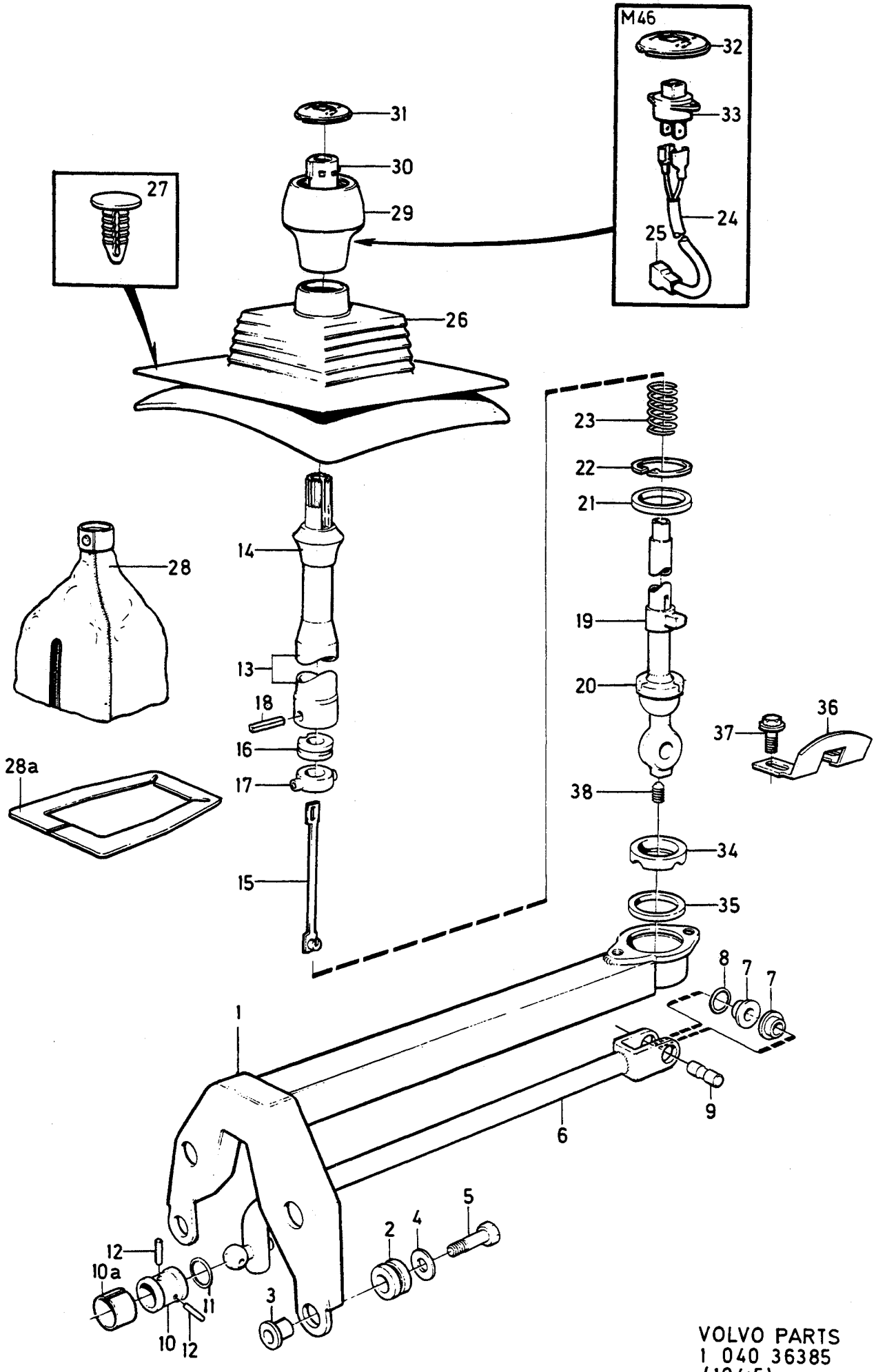

VOLVO PARTS
1 040 36385
(104:5)

A	M45
B	M46
C	
D	
E	

GEARSHIFT — VÄXELREGLAGE

Group / Grupp 43

Page / Sida 615

M45. M46.

Fig	Part No. Artikel nr	Quantity /Antal A	B	C	D	E	PS	Description	Benämning	Notes Anmärkning	SR
1	1232157-6	1	1	-	-	-		Bracket	Konsol	4CYL	4
	1232164-2	1	1	-	-	-		Bracket	Konsol	6CYL	4
	1232189-9	1	1	-	-	-		Bracket	Konsol	DSL	4
2	1232377-0	2	2	-	-	-		Rubber bushing top, grey	Gummibussning övre, grå	4CYL. DSL	2
	1232165-9	2	2	-	-	-		Rubber bushing bottom, light-grey	Gummibussning nedre, ljusgrå	4CYL. DSL	2
	1232158-4	4	4	-	-	-		Rubber bushing	Gummibussning	6CYL	2
3	1232175-8	4	4	-	-	-		Sleeve	Hylsa		3
4	948823-0	4	4	-	-	-		Washer	Bricka		2
5	955323-1	4	4	-	-	-		Screw	Skruv		2
6	1220446-7	1	-	-	-	-		Gear selector	Växelförare	4CYL	3
	1232159-2	-	1	-	-	-		Gear selector	Växelförare	4CYL	3
	1232194-9	-	1	-	-	-		Gear selector	Växelförare	DSL	3
	1232166-7	-	1	-	-	-		Gear selector	Växelförare	6CYL	3
7	1209638-4	2	2	-	-	-		•Bushing	•Bussning	(381525)	2
8	1232595-7	1	1	-	-	-		•O-ring	•O-ring		2
9	1232457-0	1	1	-	-	-		Spindle	Axeltapp		3
10	381526-3	1	1	-	-	-		Gear selector joint	Växelförarknut		3
10a	381527-1	1	1	-	-	-		Retaining sleeve	Säkringsmuff		3
11	947113-7	1	1	-	-	-		O-ring	O-ring		2
12	381528-9	2	2	-	-	-		Pin	Pinne		3
13	1340638-4	1	1	-	-	-		Gear lever	Växelspak		4
14	1220943-3	1	1	-	-	-		•Knob back-up detente	•Knopp backspärr		2
15	1220894-8	1	1	-	-	-		•Pull rod	•Dragstång		3
16	1381967-7	1	1	-	-	-		•Grommet upper	•Genomföring övre		2
17	1381966-9	1	1	-	-	-		•Grommet lower	•Genomföring nedre		2
18	966810-4	1	1	-	-	-		•Spring pin	•Rörpinne		2
19	1209674-9	1	1	-	-	-		•Block-up sleeve	•Spärrhylsa		3
20	1232173-3	1	1	-	-	-		•Ball socket	•Kulskål		3
21	1232605-4	1	1	-	-	-		•Rubber damper	•Gummidämpare		3
22	949595-3	1	1	-	-	-		•Retaining ring	•Spårring		2
23	3286433-2	1	1	-	-	-		•Spring	•Fjäder		3
24	1347846-6	1	1	-	-	-		•Cable harness	•Ledningsmatta		5
25	948297-7	1	1	-	-	-		••Pin housing	••Stiftisolator		3
26	1264859-8	1	1	-	-	-		Gaiter	Damask	ALTER 1	3
27	1264792-1	4	4	-	-	-		Plug	Plugg		3
28	1264664-2	1	1	-	-	-		Gaiter black leather	Damask svart läder	ALTER 2	4
	1295553-0	1	1	-	-	-		Gaiter beige leather	Damask beige läder	ALTER 3	4
28a	1264819-2	1	1	-	-	-		Rim	Sarg		6
☆ 29	3520179-7	1	1	-	-	-		Gear lever knob	Växelspaksknopp		2
30		1	1	-	-	-	NS	•Insert	•Insats		
31	1232683-1	1	-	-	-	-		Symbol strip	Symbolskiva		2
32	1232682-3	-	1	-	-	-		Symbol strip	Symbolskiva		2
33	1362693-2	-	1	-	-	-		Switch	Strömställare	(1258505)	2
								Overdrive	Överväxel		
34	1232173-3	1	1	-	-	-		Ball socket	Kulskål		3
35	1232605-4	1	1	-	-	-		Rubber damper	Gummidämpare		3
36	1209802-6	1	1	-	-	-		Locking plate	Spärrplåt		3
37	948663-0	2	2	-	-	-		Flange screw	Flänsskruv		2
38	1220802-1	1	1	-	-	-		Lock screw	Låsskruv		2

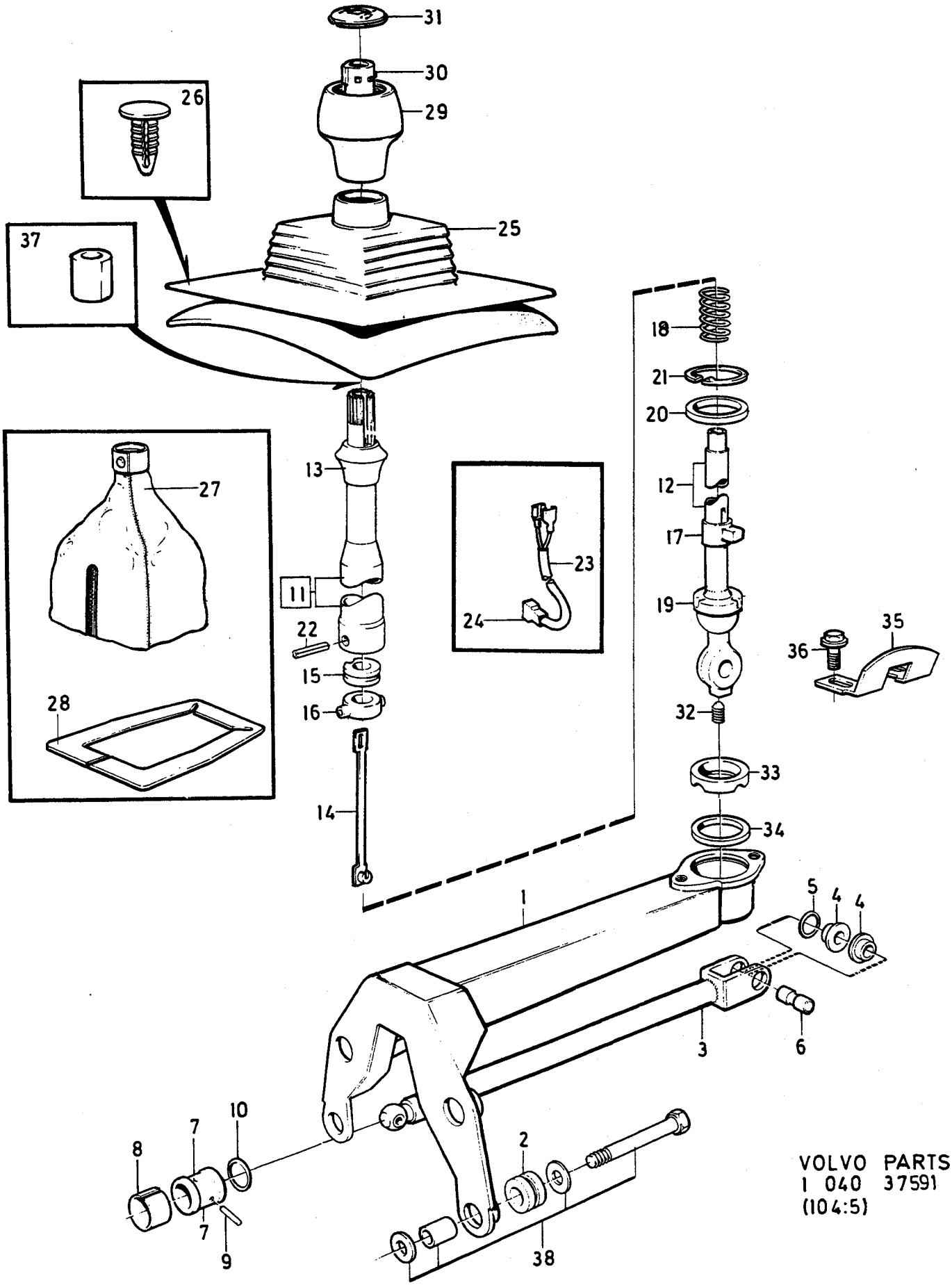

VOLVO PARTS
1 040 37591
(104:5)

A
B
C
D
E

GEARSHIFT — VÄXELREGLAGE

Group / Grupp 43

Page / Sida 617

M47

Fig	Part No. Artikel nr	Quantity /Antal A	B	C	D	E	PS	Description	Benämning	Notes Anmärkning	SR
1	1209678-0	1	-	-	-	-		Bracket	Konsol	4CYL	4
	1209681-4	1	-	-	-	-		Bracket	Konsol	DSL	4
2	1232165-9	4	-	-	-	-		Rubber bushing	Gummibussning	4CYL	2
	1232165-9	2	-	-	-	-		Rubber bushing top, grey	Gummibussning övre, grå	DSL	2
	1232377-0	2	-	-	-	-		Rubber bushing bottom, light-grey	Gummibussning nedre, ljusgrå	DSL	2
3	*(1220781)*	1	-	-	-	-	SP	Gear selector	Växelförare	4CYL -1986 REPL 1 PCS 1377766-9.	3
	1377766-9	1	-	-	-	-		Gear selector	Växelförare	4CYL 1987	3
	1209683-0	1	-	-	-	-		Gear selector	Växelförare	DSL	3
4	1209638-4	2	-	-	-	-		•Bushing	•Bussning		2
5	1232595-7	1	-	-	-	-		•O-ring	•O-ring		2
6	1232457-0	1	-	-	-	-		Spindle	Axeltapp		3
7	381526-3	1	-	-	-	-		Gear selector joint	Växelförarknut		3
8	381527-1	1	-	-	-	-		Retaining sleeve	Säkringsmuff		3
9	381528-9	2	-	-	-	-		Pin	Pinne		3
10	947113-7	1	-	-	-	-		O-ring	O-ring		2
11	1340638-4	1	-	-	-	-		Gear lever	Växelspak		4
12		1	-	-	-	-	NS	•Gear lever	•Växelspak		
13	1220943-3	1	-	-	-	-		•Knob back-up detente	•Knopp backspärr		2
14	1220894-8	1	-	-	-	-		•Pull rod	•Dragstång		3
15	1381967-7	1	-	-	-	-		•Grommet upper	•Genomföring övre		2
16	1381966-9	1	-	-	-	-		•Grommet lower	•Genomföring nedre		2
17	1209674-9	1	-	-	-	-		•Block-up sleeve	•Spärrhylsa		3
18	3286433-2	1	-	-	-	-		•Spring	•Fjäder	(1232720)	3
19	1232173-3	1	-	-	-	-		•Ball socket	•Kulskål		3
20	1232605-4	1	-	-	-	-		•Rubber damper	•Gummidämpare		3
21	949595-3	1	-	-	-	-		•Retaining ring	•Spårring		2
22	966810-4	1	-	-	-	-		•Spring pin	•Rörpinne		2
23	1347846-6	1	-	-	-	-		•Cable harness	•Ledningsmatta		5
24	948297-7	1	-	-	-	-		••Pin housing	••Stiftisolator		3
25	1264859-8	1	-	-	-	-		Gaiter	Damask	ALTER 1	3
26	1264792-1	4	-	-	-	-		Plug	Plugg		3
27	1264664-2	1	-	-	-	-		Gaiter black leather	Damask svart läder	ALTER 2	4
	1295553-0	1	-	-	-	-		Gaiter beige leather	Damask beige läder	ALTER 3	4
28	1264819-2	1	-	-	-	-		•Rim	•Sarg		6
29 ☆	3520179-7	1	-	-	-	-		Gear lever knob	Växelspaksknopp		2
30		1	-	-	-	-	NS	•Insert	•Insats		
31	1209361-3	1	-	-	-	-		Symbol strip	Symbolskiva		2
32	1220802-1	1	-	-	-	-		Lock screw	Låsskruv		2
33	1232173-3	1	-	-	-	-		Ball socket	Kulskål		3
34	1232605-4	1	-	-	-	-		Rubber damper	Gummidämpare		3
35	1209802-6	1	-	-	-	-		Locking plate	Spärrplåt		3
36	948663-0	2	-	-	-	-		Flange screw	Flänsskruv		2
37	1340499-1	1	-	-	-	-		Plug	Propp		3
38		1	-	-	-	-	NS	Mounting kit	Monteringssats	SEE **43**•601 SEE FIG 93-95	
		4	-	-	-	-		•Screw	•Skruv	LG 150 mm	
		8	-	-	-	-		•Washer	•Bricka		
		4	-	-	-	-		•Sleeve	•Hylsa		

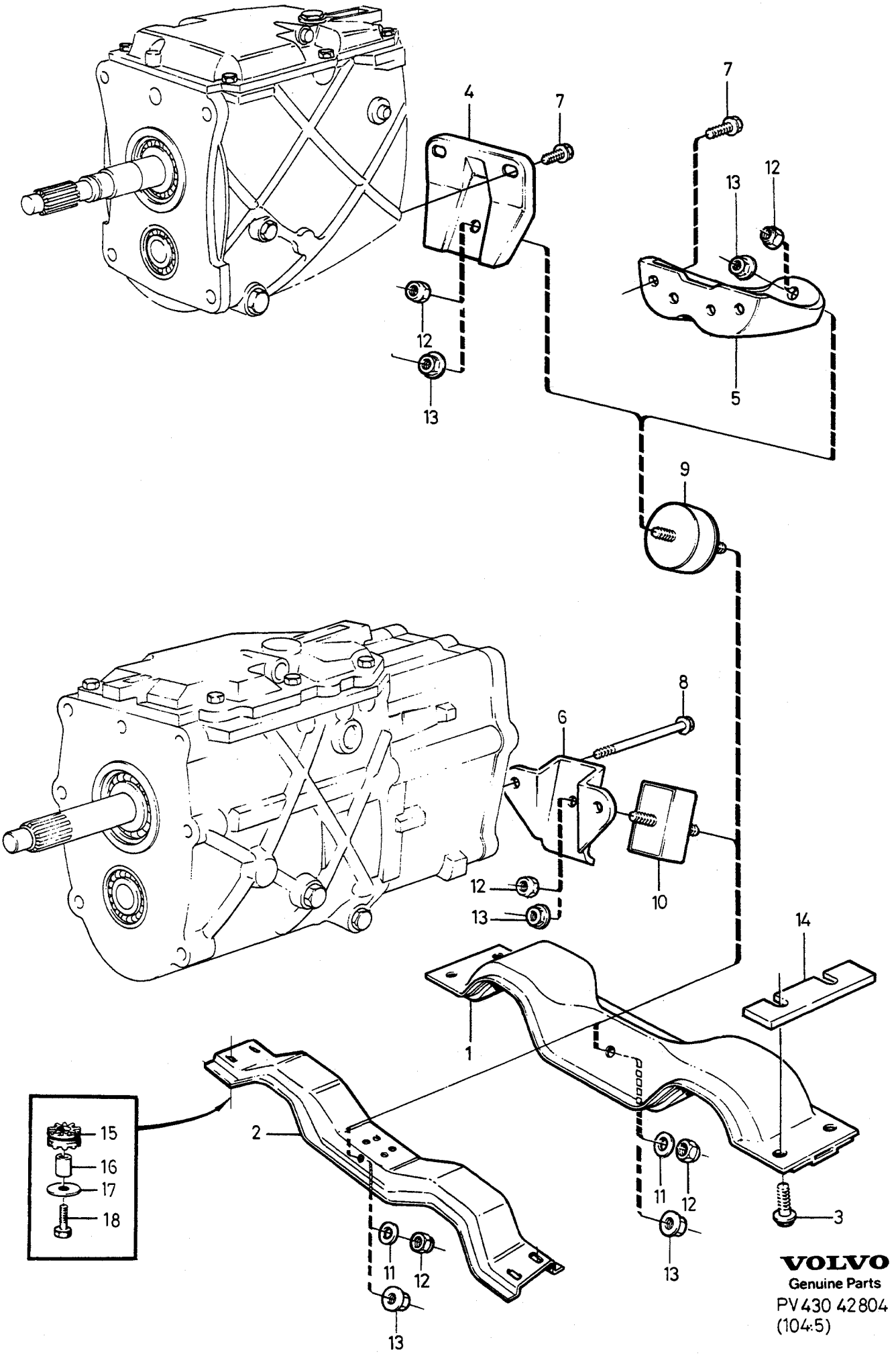

VOLVO
Genuine Parts
PV 430 42804
(104:5)

A	M45
B	M46
C	M47
D	
E	

GEARBOX MOUNTING — VÄXELLÅDSUPPHÄNGNING

4CYL, 6CYL

Group / Grupp 43

Page / Sida 619

Fig	Part No. / Artikel nr	Quantity / Antal A	B	C	D	E	PS	Description	Benämning	Notes / Anmärkning	SR
1	1228712-4	1	1	-	-	-		Member	Balk		4
	1228712-4	-	-	1	-	-		Member	Balk	-1986	4
2	1221954-9	-	-	1	-	-		Member	Balk	1987	4
3	946329-0	4	4	-	-	-		Flange screw	Flänsskruv		2
	946329-0	-	-	4	-	-		Flange screw	Flänsskruv	-1986	2
4	1229162-1	1	1	-	-	-		Bracket	Konsol	4CYL	5
5	1228313-1	1	1	-	-	-		Bracket	Konsol	6CYL	5
6	1329591-0	-	-	1	-	-		Bracket	Konsol	-1986	5
	1378750-2	-	-	1	-	-		Bracket	Konsol	1987	5
7	946472-8	2	2	-	-	-		Flange screw	Flänsskruv	4CYL	2
	946472-8	4	4	-	-	-		Flange screw	Flänsskruv	6CYL	2
☆ 8	970963-5	-	-	2	-	-		Screw	Skruv	(955333) SEE 43•597	2
9	1359138-3	1	-	-	-	-		Rubber cushion	Gummikudde	(1229652)	2
	1221967-1	-	1	-	-	-		Rubber cushion	Gummikudde		2
10	1273714-4	-	-	1	-	-		Rubber cushion	Gummikudde	W/O A.C	2
	1357845-5	-	-	1	-	-		Rubber cushion	Gummikudde	A.C	2
11	960148-5	1	1	1	-	-		Washer	Bricka	6CYL. 4CYL -1986	2
☆ 12	971083-1	2	2	2	-	-		Lock nut	Låsmutter	6CYL. 4CYL -1986 (945654)	2
☆ 13	971098-9	2	2	2	-	-		Flange lock nut	Flänslåsmutter	4CYL 1987 (949279)	2
14	1273105-5	-	-	2	-	-		Spacer	Mellanlägg	-1986	3
15	1228512-8	-	-	4	-	-		Rubber bushing	Gummibussning	1987	3
16	1228514-4	-	-	4	-	-		Spacer sleeve	Distanshylsa	1987	3
17	948087-2	-	-	4	-	-		Washer	Bricka	1987	2
18	965185-2	-	-	4	-	-		Flange screw	Flänsskruv	1987	2

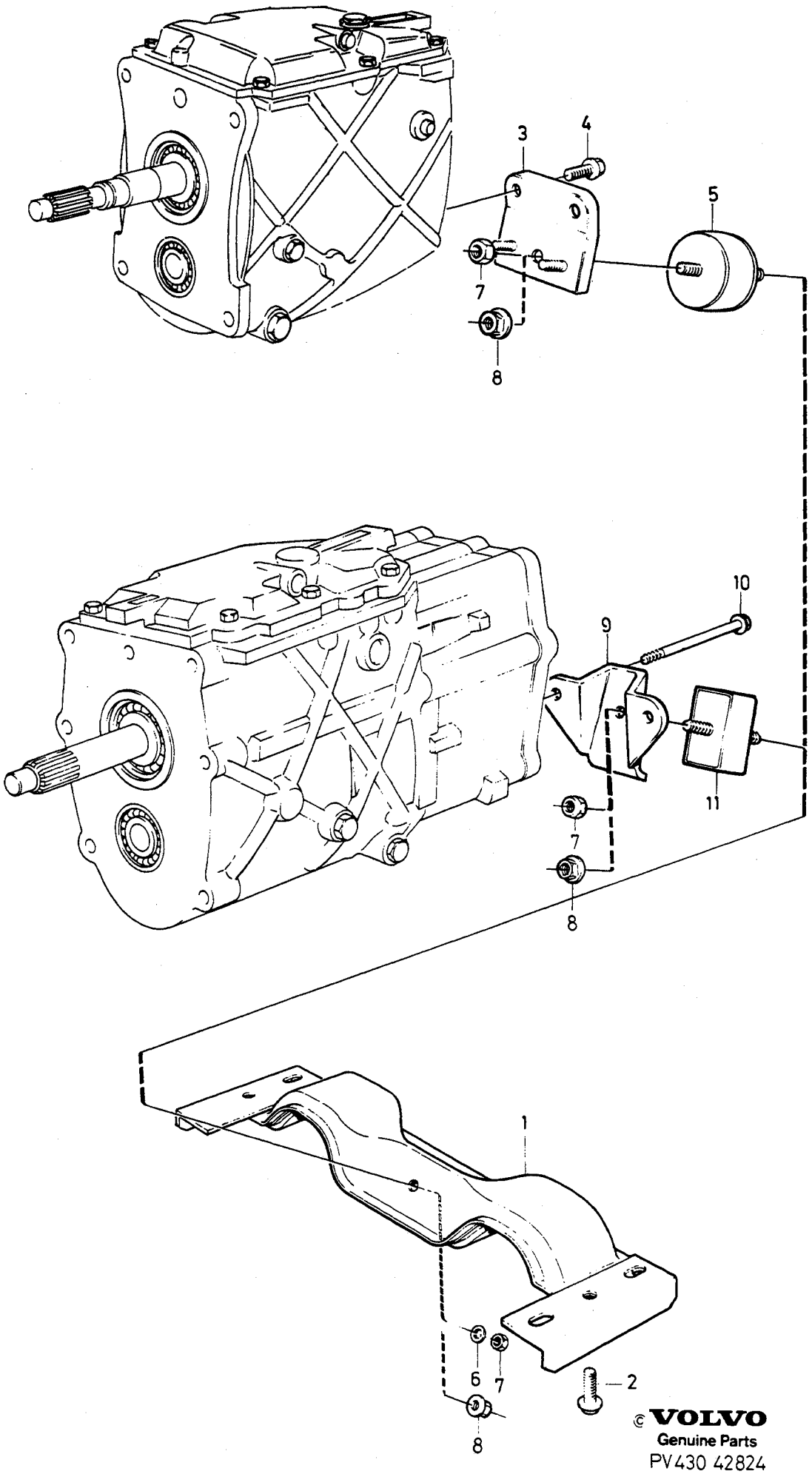

© VOLVO
Genuine Parts

PV430 42824
(104:5)

A
B
C
D
E

GEARBOX MOUNTING — VÄXELLÅDSUPPHÄNGNING

DSL. M45, M46, M47

Group / Grupp 43

Page / Sida 621

Fig	Part No. / Artikel nr	Quantity / Antal A	B	C	D	E	PS	Description	Benämning	Notes / Anmärkning	SR
1	1273112-1	1	-	-	-	-		Member	Balk		4
2	946329-0	4	-	-	-	-		Flange screw	Flänsskruv		2
3	1229709-9	1	-	-	-	-		Bracket	Konsol	M45, M46	5
4	946472-8	2	-	-	-	-		Flange screw	Flänsskruv		2
5	1221967-1	1	-	-	-	-		Rubber cushion	Gummikudde	M45, M46	2
6	960148-5	1	-	-	-	-		Washer	Bricka	-1986	2
☆ 7	971083-1	2	-	-	-	-		Lock nut	Låsmutter	-1986 (945654)	2
☆ 8	971098-9	2	-	-	-	-		Flange lock nut	Flänslåsmutter	1987 (949279)	2
9	1328652-1	1	-	-	-	-		Bracket	Konsol	M47	5
⚒ 10	970963-5	2	-	-	-	-		Screw	Skruv	(955333)	
										SEE 43-597	2
11	1273714-4	1	-	-	-	-		Rubber cushion	Gummikudde	M47	2

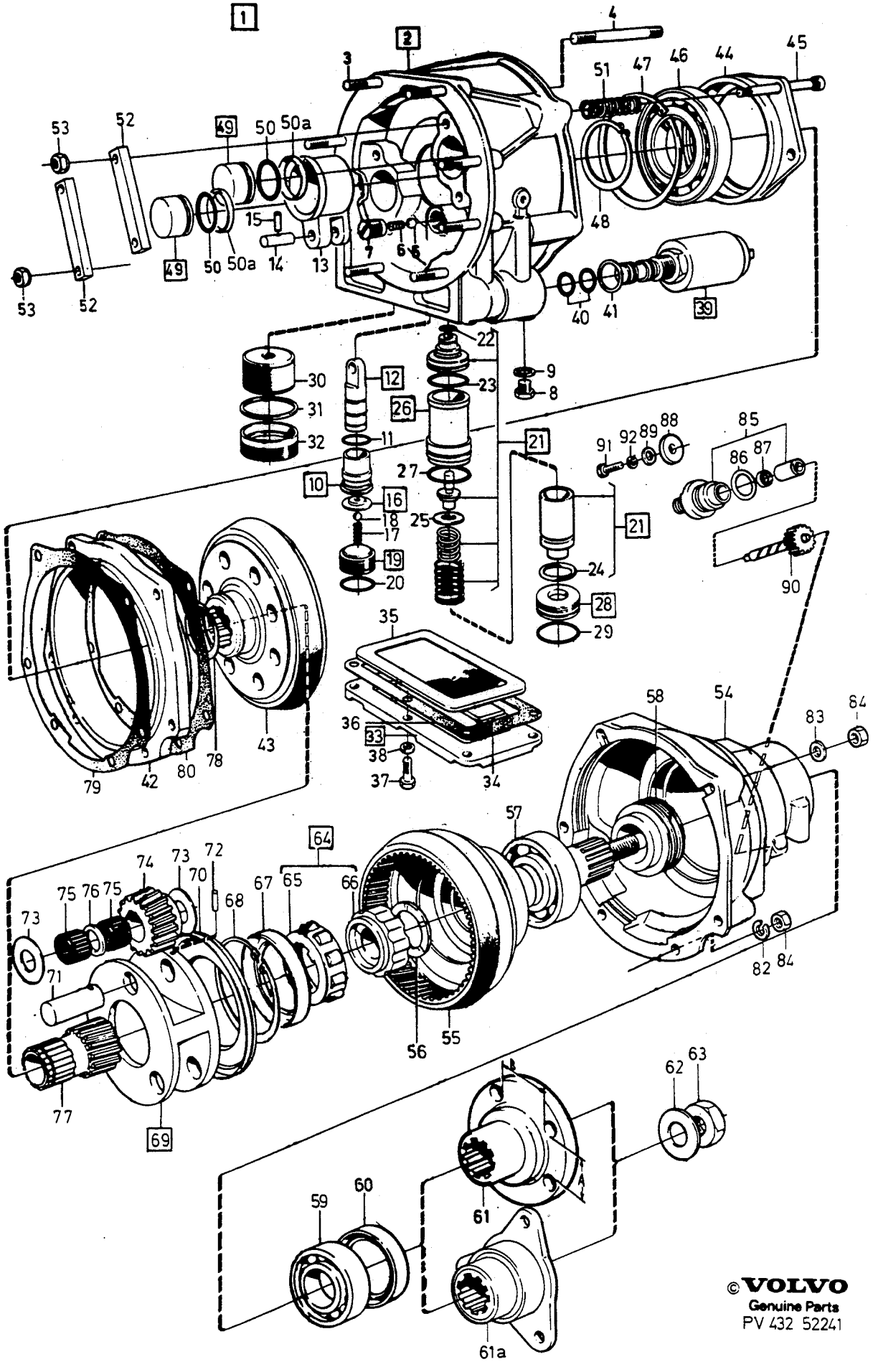

©VOLVO
Genuine Parts
PV 432 52241

A	1208402
B	1208282
C	1208328
D	1208465, 1208474, 1208629
E	

OVERDRIVE — ÖVERVÄXEL

Group / Grupp: 43

Fig	Part No. / Artikel nr	Quantity / Antal A	B	C	D	E	PS	Description	Benämning	Notes / Anmärkning	SR
1	*(1208402)*	1	-	-	-	-	SP	Overdrive	Överväxel	MARKED LAYCOCK 115935	5
										REPL 1 PCS 1208695-5	
	1208282-2	-	1	-	-	-		Overdrive	Överväxel	MARKED LAYCOCK 115925	5
										REPL 1 PCS 1208695-5	
	(1208328)	-	-	1	-	-	SP	Overdrive	Överväxel	MARKED LAYCOCK 115938	5
										REPL 1 PCS 1208697-1	
	1208465-3	-	-	-	1	-		Overdrive	Överväxel	MARKED LAYCOCK 115951	5
	(1208474)	-	-	-	1	-	SP	Overdrive	Överväxel	MARKED LAYCOCK 115952	5
										REPL 1 PCS 1208695-5	
☆	1208629-4	-	-	-	1	-		Overdrive	Överväxel	MARKED LAYCOCK 109038	5
2	273133-9	1	1	1	1	-		•Housing	•Hus		5
3	380777-3	8	8	8	8	-		••Stud	••Pinnskruv	LG 37 mm	3
4	1209720-0	4	4	4	4	-		••Stud	••Pinnskruv	LG 72 mm	2
	380670-0	2	2	2	2	-		••Stud	••Pinnskruv	LG 80 mm	3
5	61177-2	1	1	1	1	-		•Ball	•Kula	ALTER	2
6	380750-0	1	1	1	1	-		•Spring	•Fjäder	ALTER	3
7	380749-2	1	1	1	1	-		•Plug	•Propp	ALTER	4
8	380672-6	1	1	1	1	-		•Plug	•Propp		4
9	1220889-8	1	1	1	1	-		•Gasket	•Packning		2
10	380725-2	1	1	1	1	-		•Sleeve	•Hylsa		4
11	380766-6	1	1	1	1	-		••O-ring	••O-ring		2
12	380721-1	1	1	1	1	-		•Piston	•Kolv		4
13		1	1	1	1	-	NS	••Slide	••Slid		
14		1	1	1	1	-	NS	••Pin	••Tapp		
15	951932-3	1	1	1	1	-		••Lock pin	••Låspinne		2
16	273134-7	1	1	1	1	-		•Seat	•Säte		4
17		1	1	1	1	-	NS	••Spring	••Fjäder		
18	190611-4	1	1	1	1	-		••Ball	••Kula		2
19	380726-0	1	1	1	1	-		•Plug	•Propp		4
20	380767-4	1	1	1	1	-		••O-ring	••O-ring		2
21	*(1220944)*	-	1	-	1	-	SP	•Reduction valve	•Reducerventil	REPL 1 PCS 3502652-5	3
	1220907-8	1	-	1	-	-		•Reduction valve	•Reducerventil		3
22	380769-0	1	1	1	1	-		••O-ring	••O-ring		2
23	380768-2	1	1	1	1	-		••O-ring	••O-ring		2
24	1232507-2	1	1	1	1	-		••O-ring	••O-ring		2
25	1209450-4	X	X	X	X	-		••Washer pressure adjustment	••Bricka tryckjustering	THK 0.05 mm	3
	1209451-2	X	X	X	X	-		••Washer pressure adjustment	••Bricka tryckjustering	THK 0.13 mm	3
	1209452-0	X	X	X	X	-		••Washer pressure adjustment	••Bricka tryckjustering	THK 0.25 mm	3
	1209453-8	X	X	X	X	-		••Washer pressure adjustment	••Bricka tryckjustering	THK 0.76 mm	3
26	380747-6	1	1	1	1	-		•Sleeve	•Hylsa		4
27	380768-2	1	1	1	1	-		••O-ring	••O-ring		2
28	380748-4	1	1	1	1	-		•Plug	•Propp		4
29	380770-8	1	1	1	1	-		••O-ring	••O-ring		2
30	380729-4	1	1	1	1	-		•Oil filter	•Oljefilter		2
☆ 31	6814456-7	1	1	1	1	-		•Washer	•Bricka		3
32	380731-0	1	1	1	1	-		•Plug	•Propp		4
33	380716-1	1	1	1	1	-		•Sump	•Oljesump		3
34		1	1	1	1	-	NS	••Magnet	••Magnet		
35	1220774-2	1	1	1	1	-		•Filter	•Filter		3
☆ 36	3502464-5	1	1	1	1	-		•Gasket	•Packning	(1340966)	2
37	955638-2	6	6	6	6	-		•Screw	•Skruv		2
38	955920-4	6	6	6	6	-		•Spring washer	•Fjäderbricka		2
39	1232101-4	1	1	1	1	-		•Solenoid	•Solenoid		3
40	380772-4	2	2	2	2	-		••O-ring	••O-ring		2
41	1220890-6	1	1	1	1	-		••Sealing washer	••Plomberingsbricka	(380773)	2
42	380910-0	1	1	1	1	-		•Brake drum	•Bromstrumma		4
☆ 43	3502761-4	1	1	1	1	-		•Driven plate asbestos-free linings	•Kopplingslamell med asbestfria belägg	(1340514)	3
44	380694-0	1	1	1	1	-		•Bearing carrier	•Lagerhållare		4
☆ 45	6814042-5	4	4	4	4	-		•Screw	•Skruv	(380695)	3
46	380693-2	1	1	1	1	-		•Ball bearing	•Kullager		4
47	380764-1	1	1	1	1	-		•Retaining ring	•Spårring		3

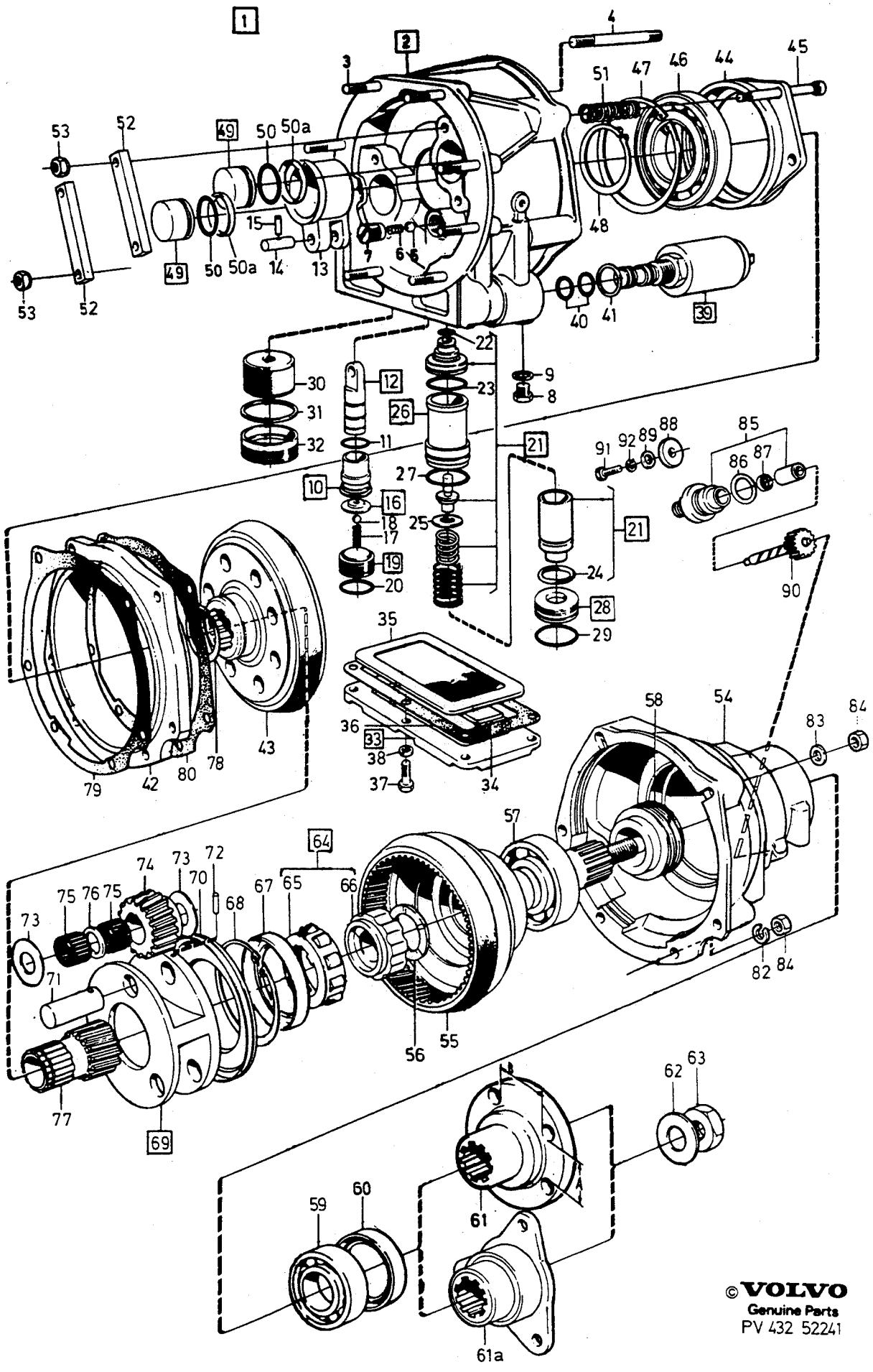

© VOLVO
Genuine Parts
PV 432 52241

A	1208402
B	1208282
C	1208328
D	1208465, 1208474, 1208629
E	

OVERDRIVE — ÖVERVÄXEL

Group / Grupp 43

Page / Sida 625

Fig	Part No. / Artikel nr	Quantity /Antal A	B	C	D	E	PS	Description	Benämning	Notes / Anmärkning	SR
48	380765-8	1	1	1	1	-		•Retaining ring	•Spårring		3
49	*(380698)*	2	2	2	2	-	SP	•Piston	•Kolv	1985, EXC LAYCOCK 115952 REPL 1 PCS 6814454-2, 1 PCS 6814455-9	4
	(1377041)	2	2	2	2	-	SP	•Piston	•Kolv	1986- LAYCOCK 115952 REPL 1 PCS 6814454-2, 1 PCS 6814455-9.	3
50	380756-7	2	2	2	2	-		••O-ring	••O-ring	1985, EXC LAYCOCK 115952	2
	1377043-3	2	2	2	2	-		••O-ring	••O-ring	1986-, LAYCOCK 115952	2
50a	*1377044*	2	2	2	2	-	OP	••Ring	••Ring	1986-, LAYCOCK 115952	2
51	*(273659)*	1	1	1	1	-	SP	•Spring kit	•Fjädersats	REPL 4PCS 3502774-7	
										SEE **43**•737	4
52	380697-3	2	2	2	2	-		•Pressure plate	•Tryckplatta		4
53	380887-0	4	4	4	4	-		•Nut	•Mutter		2
54	*(1232227)*	1	1	1	1	-	SP	•Housing, rear	•Hus, bakre	EXC LAYCOCK 115952	5
		-	-	-	1	-	NS	•Housing	•Hus	LAYCOCK 115952 REPL 1 PCS 1232501-5	
55	1232646-8	1	1	1	1	-		•Ring gear	•Ringhjul		5
56	1232644-3	1	1	1	1	-		•Thrust washer	•Tryckbricka		4
57	181092-8	1	1	1	1	-		•Ball bearing	•Kullager		2
☆ 58	6814572-1	1	1	1	-	-		•Speedometer gear	•Hastighetsmätarhjul	(1232575)	3
	1209882-8	-	-	-	1	-		•Speedometer gear	•Hastighetsmätarhjul		4
59	11013-0	1	1	1	1	-		•Ball bearing	•Kullager		2
60	1232013-1	1	1	1	1	-		•Sealing ring	•Tätningsring		3
61	1209349-8	1	1	-	1	-		•Companion flange	•Medbringare	A = 41.3 ,WI = 51.1	4
61a	1209844-8	-	-	1	-	-		•Companion flange	•Medbringare		4
	1209844-8	-	-	-	1	-		•Companion flange	•Medbringare	MARKED LAYCOCK 119038	4
62	380688-2	1	1	1	1	-		•Washer	•Bricka		3
63	380687-4	1	1	1	1	-		•Nut	•Mutter		3
64	274043-9	1	1	1	1	-		•Repair kit	•Reparationssats	SEE **43**•737	3
65		1	1	1	1	-	NS	••Roller cage	••Rullhållare		
		12	12	12	12	-	NS	•••Roller	•••Rulle		
66	1209484-3	1	1	1	1	-		••Inner race	••Innerring		4
67	380713-8	1	1	1	1	-		•Oil deflector	•Oljeavkastare		4
68	380414-3	1	1	1	1	-		•Retaining ring	•Spårring		3
69	1209467-8	1	1	1	1	-		•Planet gear	•Planethjul		4
70	380704-7	1	1	1	1	-		••Oil collector	••Oljefångare		3
71	380709-6	3	3	3	3	-		••Stub	••Lagertapp		4
72	380763-3	3	3	3	3	-		••Lock pin	••Låspinne		3
73	1209466-0	6	6	6	6	-		••Thrust washer	••Tryckbricka		4
74		3	3	3	3	-	NS	••Gear	••Kugghjul		
75	380707-0	6	6	6	6	-		••Needle bearing	••Nållager		3
76	380710-4	3	3	3	3	-		••Spacer washer	••Distansbricka		3
77	1232042-0	1	1	1	1	-		•Sun gear	•Solhjul		4
78	380762-5	1	1	1	1	-		•Retaining ring	•Spårring		3
☆ 79	3502463-7	1	1	1	1	-		•Gasket	•Packning	(1340965)	2
☆ 80	3502462-9	1	1	1	1	-		•Gasket	•Packning	(1340964)	2
81	955921-2	4	4	4	4	-		•Spring washer	•Fjäderbricka		2
82	1232520-5	2	2	2	2	-		•Sealing washer	•Tätningsbricka		3
83	955847-9	6	6	6	6	-		•Nut	•Mutter		2
84	1232153-5	1	1	1	1	-		Bearing sleeve	Lagerhylsa	4DRS CH -145710 5DRS CH -660380	3
85	380757-5	1	1	1	1	-		•O-ring	•O-ring		2
86	380752-6	1	1	1	1	-		•Sealing ring	•Tätningsring		3
87	948602-8	1	1	1	1	-		Washer	Bricka	6.7 X 22 X 3 mm 4DRS CH -145710	2

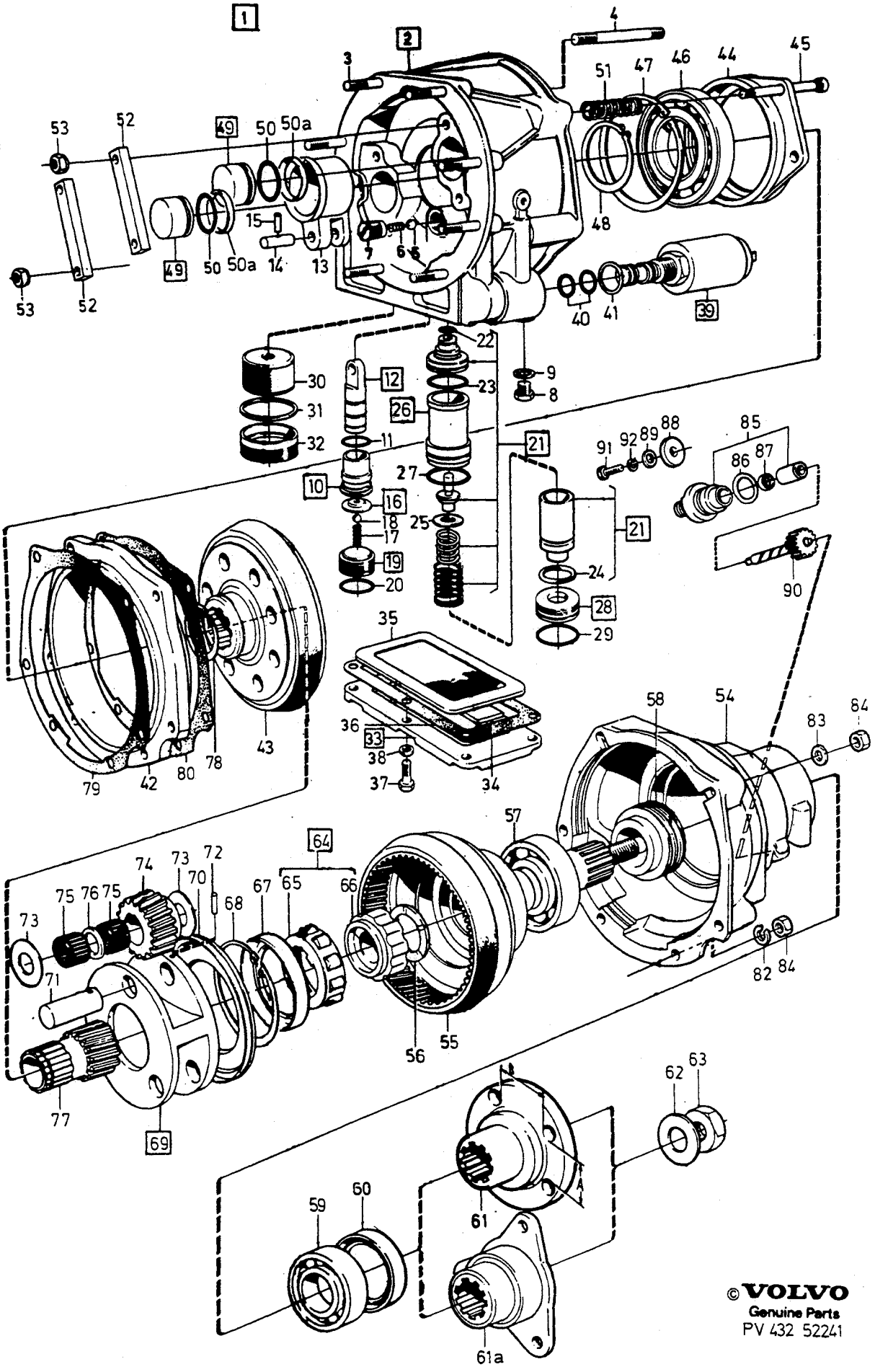

© VOLVO
Genuine Parts
PV 432 52241

A	1208402
B	1208282
C	1208328
D	1208465, 1208474, 1208629
E	

OVERDRIVE — ÖVERVÄXEL

Group / Grupp: 43

Page / Sida: 627

Fig	Part No. / Artikel nr	Quantity /Antal A	B	C	D	E	PS	Description	Benämning	Notes / Anmärkning	SR
88	948315-7	1	1	1	1	-		Washer	Bricka	5DRS CH -660380 6.7 X 14 X 3 mm 4DRS CH -145710 5DRS CH -660380	2
89	380753-4	1	1	1	1	-		Speedometer gear 20-cog	Hastighetsmätarhjul 20 kuggar	R.AX RATIO 3.31/1 4DRS CH -145710 5DRS CH -660380	3
	380754-2	1	1	1	1	-		Speedometer gear 18-cog	Hastighetsmätarhjul 18 kuggar	R.AX RATIO 3.54/1 4DRS CH -145710 5DRS CH -660380	3
	381681-6	1	1	1	1	-		Speedometer gear 19-cog	Hastighetsmätarhjul 19 kuggar	R.AX RATIO 3.73/1 4DRS CH -145710 5DRS CH -660380	3
	380753-4	1	1	1	1	-		Speedometer gear 20-cog	Hastighetsmätarhjul 20 kuggar	R.AX RATIO 3.91/1 4DRS CH -145710 5DRS CH -660380	3
90	946245-8	1	1	1	1	-		Screw	Skruv	4DRS CH -145710 5DRS CH -660380	2
91	955920-4	1	1	1	1	-		Spring washer	Fjäderbricka	4DRS CH -145710 5DRS CH -660380	2

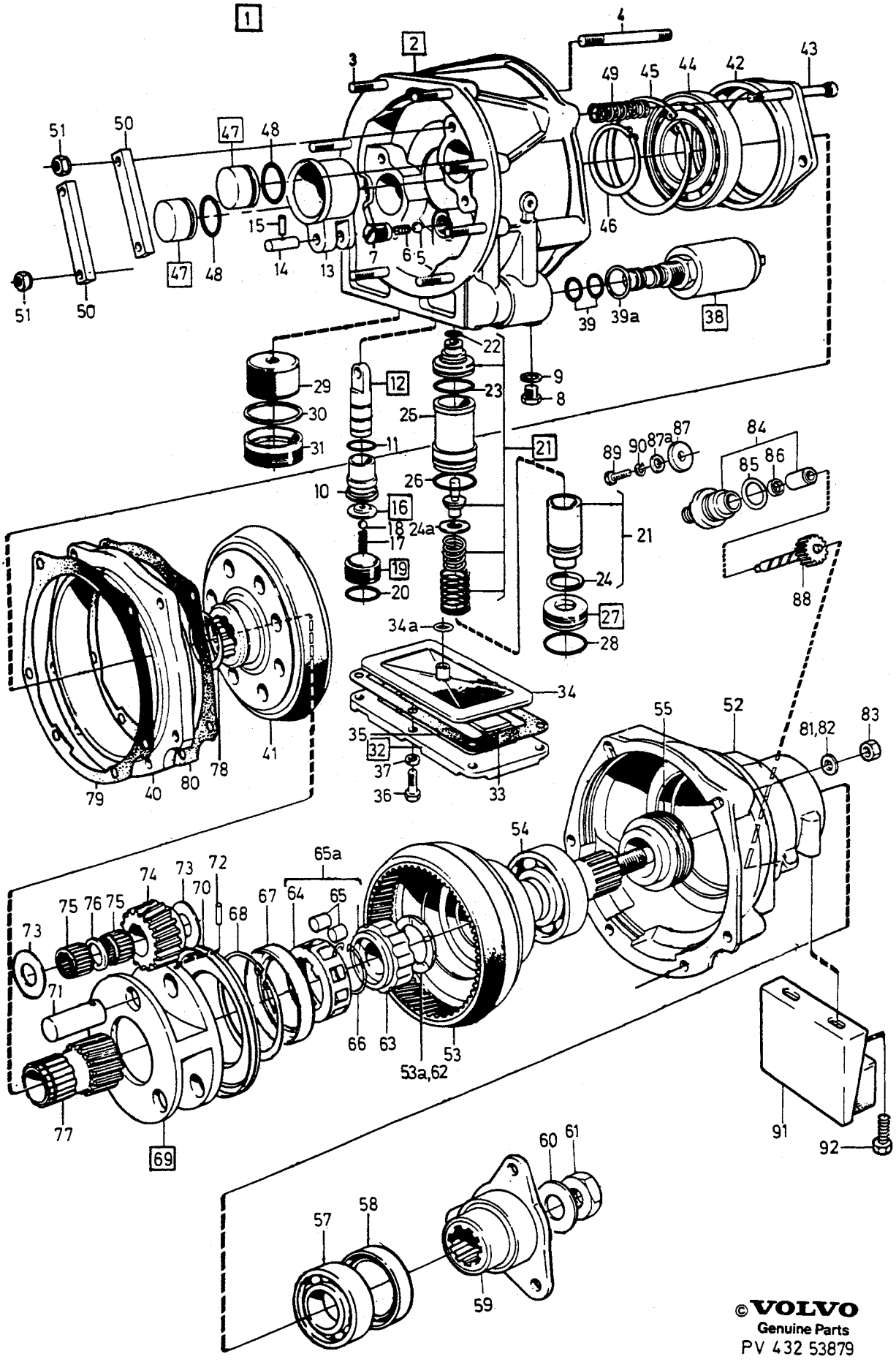

©VOLVO
Genuine Parts
PV 432 53879

A	1208698
B	
C	
D	
E	

OVERDRIVE — ÖVERVÄXEL

Group / Grupp 43

Page / Sida 629

Fig	Part No. / Artikel nr	Quantity /Antal A	B	C	D	E	PS	Description	Benämning	Notes / Anmärkning	SR
☆ 1	1208698-9	1	-	-	-	-		Overdrive	Överväxel		5
2	273133-9	1	-	-	-	-		•Housing	•Hus		5
3	380777-3	8	-	-	-	-		••Stud	••Pinnskruv		3
4	1209720-0	4	-	-	-	-		••Stud	••Pinnskruv	LG 66 mm	2
	380670-0	2	-	-	-	-		••Stud	••Pinnskruv	LG 80 mm	3
5	61177-2	1	-	-	-	-		•Ball	•Kula		2
6	380750-0	1	-	-	-	-		•Spring	•Fjäder		3
7	380749-2	1	-	-	-	-		•Plug	•Propp		4
8	380672-6	1	-	-	-	-		•Plug	•Propp		4
9	1220889-8	1	-	-	-	-		•Gasket	•Packning		2
10	380725-2	1	-	-	-	-		•Sleeve	•Hylsa		4
11	380766-6	1	-	-	-	-		••O-ring	••O-ring		2
12	380721-1	1	-	-	-	-		•Piston	•Kolv		4
13		1	-	-	-	-	NS	••Slide	••Slid		
14		1	-	-	-	-	NS	••Pin	••Tapp		
15	951932-3	1	-	-	-	-		••Lock pin	••Låspinne		2
16	273134-7	1	-	-	-	-		•Seat	•Säte		4
17		1	-	-	-	-	NS	••Spring	••Fjäder		
18	190611-4	1	-	-	-	-		••Ball	••Kula	0.DIA 5.56 mm	2
19	380726-0	1	-	-	-	-		•Plug	•Propp		4
20	380767-4	1	-	-	-	-		••O-ring	••O-ring		2
☆ 21	3549047-3	1	-	-	-	-		•Reduction valve	•Reducerventil		3
22	380769-0	1	-	-	-	-		••O-ring	••O-ring		2
23	380768-2	1	-	-	-	-		••O-ring	••O-ring		2
24	1232507-2	1	-	-	-	-		••O-ring	••O-ring		2
24a	1209450-4	X	-	-	-	-		••Washer pressure adjustment	••Bricka tryckjustering	THK 0.05 mm	3
	1209451-2	X	-	-	-	-		••Washer pressure adjustment	••Bricka tryckjustering	THK 0.13 mm	3
	1209452-0	X	-	-	-	-		••Washer pressure adjustment	••Bricka tryckjustering	THK 0.25 mm	3
	1209453-8	X	-	-	-	-		••Washer pressure adjustment	••Bricka tryckjustering	THK 0.76 mm	3
☆ 25	3549049-9	1	-	-	-	-		•Sleeve	•Hylsa		4
26	380768-2	1	-	-	-	-		••O-ring	••O-ring		2
☆ 27	3549050-7	1	-	-	-	-		•Plug	•Propp		4
28	380770-8	1	-	-	-	-		••O-ring	••O-ring		2
29	380729-4	1	-	-	-	-		•Oil filter	•Oljefilter		2
☆ 30	6814456-7	1	-	-	-	-		•Washer	•Bricka		3
31	380731-0	1	-	-	-	-		•Plug	•Propp		4
32	380716-1	1	-	-	-	-		•Sump	•Oljesump		3
33		1	-	-	-	-	NS	••Magnet	••Magnet		
34	1220774-2	1	-	-	-	-		•Filter	•Filter		3
☆ 34a	6814458-3	1	-	-	-	-		•Sealing ring	•Tätningsring		2
☆ 35	3502464-5	1	-	-	-	-		•Gasket	•Packning		2
36	955638-2	6	-	-	-	-		•Screw	•Skruv		2
37	955920-4	6	-	-	-	-		•Spring washer	•Fjäderbricka		2
☆ 38	3520568-1	1	-	-	-	-		•Solenoid	•Solenoid		3
39	380772-4	2	-	-	-	-		••O-ring	••O-ring		2
39a	1220890-6	1	-	-	-	-		••Sealing washer	••Plomberingsbricka	(380773)	2
☆ 40	3520567-3	1	-	-	-	-		•Brake drum	•Bromstrumma		4
☆ 41	3502761-4	1	-	-	-	-		•Driven plate asbestos-free linings	•Kopplingslamell med asbestfria belägg	(1340514)	3
42	380694-0	1	-	-	-	-		•Bearing carrier	•Lagerhållare		4
☆ 43	6814042-5	4	-	-	-	-		•Screw	•Skruv	(380695)	3
44	380693-2	1	-	-	-	-		•Ball bearing	•Kullager		4
45	380764-1	1	-	-	-	-		•Retaining ring	•Spårring		3
46	380765-8	1	-	-	-	-		•Retaining ring	•Spårring		3
☆ 47	6814454-2	2	-	-	-	-		•Piston	•Kolv		3
☆ 48	6814455-9	2	-	-	-	-		•O-ring	•O-ring		2
☆ 49	3502774-7	4	-	-	-	-		•Spring	•Fjäder		4
50	380697-3	2	-	-	-	-		•Pressure plate	•Tryckplatta		4
51	380887-0	4	-	-	-	-		•Nut	•Mutter		2
☆ 52	3549040-8	1	-	-	-	-		•Housing, rear	•Hus, bakre		5
☆ 53	3549038-2	1	-	-	-	-		•Ring gear	•Ringhjul		5
53a	1232644-3	1	-	-	-	-		•Thrust washer	•Tryckbricka	ALTER 1. THK 3.8 mm	4

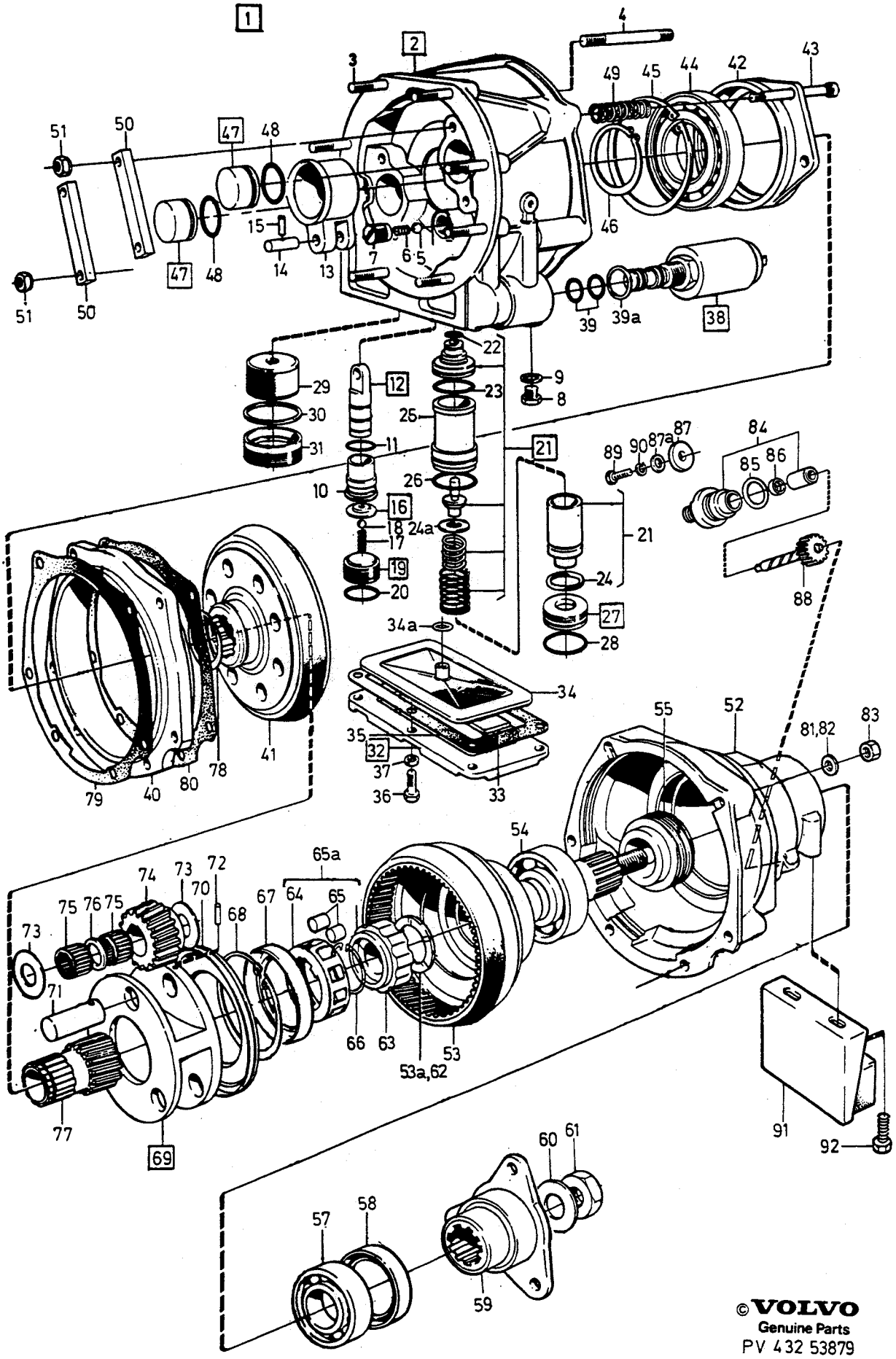

©VOLVO
Genuine Parts

A	1208698	OVERDRIVE	ÖVERVÄXEL	Group Grupp 43
B				
C				Page Sida 631
D				
E				

Fig	Part No. Artikel nr	Quantity /Antal A	B	C	D	E	PS	Description	Benämning	Notes Anmärkning	SR
☆ 54	11014-8	1	-	-	-	-		•Ball bearing	•Kullager		2
55	1209882-8	1	-	-	-	-		•Speedometer gear	•Hastighetsmätarhjul		4
57	11013-0	1	-	-	-	-		•Ball bearing	•Kullager		2
58	1232013-1	1	-	-	-	-		•Sealing ring	•Tätningsring		3
59	1209844-8	1	-	-	-	-		•Companion flange	•Medbringare		4
60	380688-2	1	-	-	-	-		•Washer	•Bricka		3
61	380687-4	1	-	-	-	-		•Nut	•Mutter		3
☆ 62	380715-3	1	-	-	-	-		•Thrust washer	•Tryckbricka	ALTER 2	4
63	1209484-3	1	-	-	-	-		•Inner race	•Innerring		4
☆ 64	*(1209726)*	1	-	-	-	-	SP	•Retaining clip	•Hållare	1)	4
●		12	-	-	-	-	NS	••Roller	••Rulle	REPL 1 PCS 274043-9	
65	274043-9	1	-	-	-	-		•Repair kit	•Reparationssats		3
		12	-	-	-	-	KN	••Roller	••Rulle		
65a	274043-9	1	-	-	-	-		•Repair kit	•Reparationssats		3
66		1	-	-	-	-	NS	•Lock ring	•Låsring		
● 67	380713-8	1	-	-	-	-		•Oil deflector	•Oljeavkastare		4
68	380414-3	1	-	-	-	-		•Retaining ring	•Spårring		3
69	1209467-8	1	-	-	-	-		•Planet gear	•Planethjul		4
70	380704-7	1	-	-	-	-		••Oil collector	••Oljefångare		3
71	380709-6	3	-	-	-	-		••Stub	••Lagertapp		4
72	380763-3	3	-	-	-	-		••Lock pin	••Låspinne		3
73	1209466-0	6	-	-	-	-		••Thrust washer	••Tryckbricka		4
74		3	-	-	-	-	NS	••Gear	••Kugghjul		
75	380707-0	6	-	-	-	-		••Needle bearing	••Nållager		3
76	380710-4	3	-	-	-	-		••Spacer washer	••Distansbricka		3
77	1232042-0	1	-	-	-	-		•Sun gear	•Solhjul		4
78	380762-5	1	-	-	-	-		•Retaining ring	•Spårring		3
☆ 79	3502462-9	1	-	-	-	-		•Gasket	•Packning	(1340965)	2
☆ 80	3502463-7	1	-	-	-	-		•Gasket	•Packning	(1340964)	2
81	955921-2	4	-	-	-	-		•Spring washer	•Fjäderbricka		2
82	1232520-5	2	-	-	-	-		•Sealing washer	•Tätningsbricka		3
83	955847-9	6	-	-	-	-		•Nut	•Mutter		2
84	1232153-5	1	-	-	-	-		Bearing sleeve	Lagerhyisa		3
85	380757-5	1	-	-	-	-		•O-ring	•O-ring		2
86	380752-6	1	-	-	-	-		•Sealing ring	•Tätningsring		3
● 87	948602-8	1	-	-	-	-		Washer	Bricka	6,7 X 22 X 3 mm	2
87a	948315-7	1	-	-	-	-		Washer	Bricka	6,7 X 14 X 3 mm	2
88	380753-4	1	-	-	-	-		Speedometer gear 20-cog	Hastighetsmätarhjul 20 kuggar	R.AX RATIO 3.31/1	3
	380754-2	1	-	-	-	-		Speedometer gear 18-cog	Hastighetsmätarhjul 18 kuggar	R.AX RATIO 3.54/1	3
	381681-6	1	-	-	-	-		Speedometer gear 19-cog	Hastighetsmätarhjul 19 kuggar	R.AX RATIO 3.73/1	3
	380753-4	1	-	-	-	-		Speedometer gear 20-cog	Hastighetsmätarhjul 20 kuggar	R.AX RATIO 3.91/1	3
● 89	946245-8	1	-	-	-	-		Screw	Skruv		2
								Seal	Plomb		
90	955920-4	1	-	-	-	-		Spring washer	Fjäderbricka		2
☆ 91	1232582-5	1	-	-	-	-		Absorber	Dämpare	D24	3
☆ 92	944209-6	2	-	-	-	-		Screw	Skruv		2

1) Spare part version. / Reservdelsutförande.

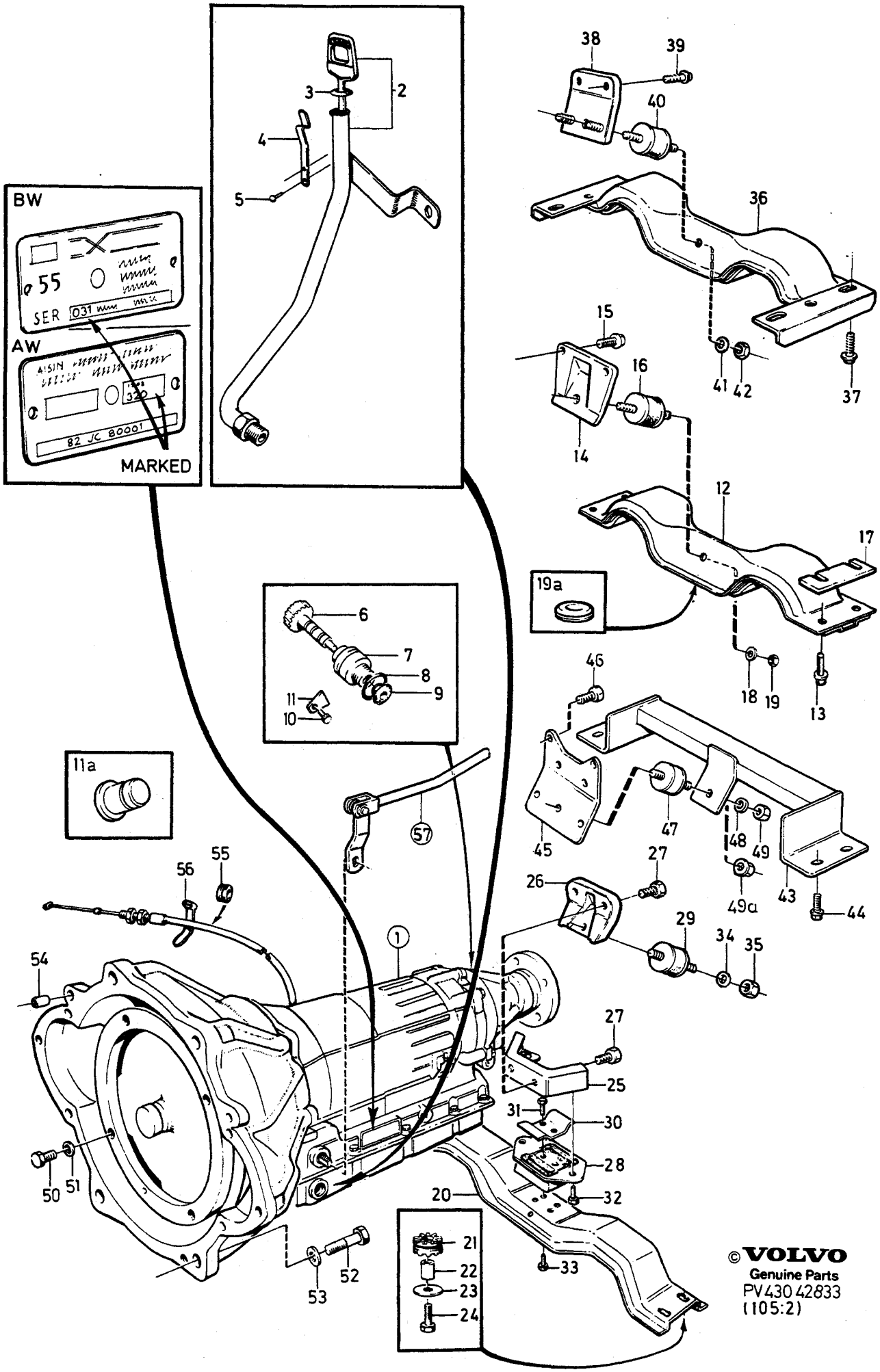
BW
55
SER 031
AW
AISIN
82 JC 80001
MARKED
38
39
40
36
41
42
37
15
16
14
12
17
19a
18
19
13
46
47
48
49
49a
43
44
45
27
26
29
34
35
6
7
8
9
11
10
11a
57
56
55
54
1
50
51
27
25
31
30
28
32
20
33
52
53
21
22
23
24
©VOLVO
Genuine Parts
PV430 42833
(105:2)

A
B
C
D
E

GEARBOX, AUTOMATIC
GEARBOX MOUNTING

VÄXELLÅDA, AUTOMAT
VÄXELLÅDSUPPHÄNGNING

BW55, AW70, AW71

Group
Grupp
43

Page
Sida
633

Fig	Part No. Artikel nr	Quantity /Antal A	B	C	D	E	P S	Description	Benämning	Notes Anmärkning	S R
1	*(1208408)*	1	-	-	-	-	SP	Automatic gearbox BW55	Automatväxellåda BW55	B17A MARKED 041	5
		-	-	-	-	-		•SEE **43**•647	•SEE **43**•647	REPL 1 PCS 5001968-6 1 PCS 1233402-5	
	1208197-2	1	-	-	-	-		Automatic gearbox BW55	Automatväxellåda BW55	B17A MARKED 022	5
		-	-	-	-	-		•SEE **43**•647	•SEE **43**•647		
	5001968-6	1	-	-	-	-	EU	Automatic gearbox, exch	Automatväxellåda, bytes	TRANS 1208197, 1208408	5
	(1208409)	1	-	-	-	-	SP	Automatic gearbox BW55	Automatväxellåda BW55	B28E MARKED 042	5
		-	-	-	-	-		•SEE **43**•647	•SEE **43**•647	REPL 1 PCS 5001851-4, 1 PCS 1233402-5	
	(1208189)	1	-	-	-	-	SP	Automatic gearbox BW55	Automatväxellåda BW55	B28E MARKED 023	5
		-	-	-	-	-		•SEE **43**•647	•SEE **43**•647	REPL 1 PCS 5001851-4	
	5001851-4	1	-	-	-	-	EU	Automatic gearbox, exch	Automatväxellåda, bytes	TRANS 1208189, 1208409	5
	(1208410)	1	-	-	-	-	SP	Automatic gearbox BW55	Automatväxellåda BW55	DSL MARKED 043	5
		-	-	-	-	-		•SEE **43**•643	•SEE **43**•643	REPL 1 PCS 5001872-0, 1 PCS 1233402-5	
	1208173-3	1	-	-	-	-		Automatic gearbox BW55	Automatväxellåda BW55	DSL MARKED 020	5
		-	-	-	-	-		•SEE **43**•643	•SEE **43**•643	REPL 1 PCS 5001872-0	
	5001872-0	1	-	-	-	-	EU	Automatic gearbox, exch	Automatväxellåda, bytes	TRANS 1208173, 1208410	5
	1208359-8	1	-	-	-	-		Automatic gearbox AW70	Automatväxellåda AW70	B200K TRANS MARKED 1208359	5
		-	-	-	-	-		•SEE **43**•669	•SEE **43**•669		
	(1208481)	1	-	-	-	-	SP	Automatic gearbox AW70	Automatväxellåda AW70	B200K TRANS MARKED 1208481	
		-	-	-	-	-		•SEE **43**•675	•SEE **43**•675	REPL 1 PCS 1208359-8, 1 PCS 949656-3, 1 PCS 381385-4, 1 PCS 955271-2, 1 PCS 1220234-7	
	5003516-1	1	-	-	-	-	EU	Automatic gearbox, exch	Automatväxellåda, bytes	TRANS 1208359	5
	1208411-7	1	-	-	-	-		Automatic gearbox AW70	Automatväxellåda AW70	B200E TRANS MARKED 1208411	5
		-	-	-	-	-		•SEE **43**•669	•SEE **43**•669		
	(1208482)	1	-	-	-	-	SP	Automatic gearbox AW70	Automatväxellåda AW70	B200E TRANS MARKED 1208482	
		-	-	-	-	-		•SEE **43**•675	•SEE **43**•675	REPL 1 PCS 1208411-7, 1 PCS 949656-3, 1 PCS 381385-4, 1 PCS 955271-2 1 PCS 1220234-7	
	1208418-2	1	-	-	-	-		Automatic gearbox AW70	Automatväxellåda AW70	B230F TRANS MARKED 1208418	5
		-	-	-	-	-		•SEE **43**•669	•SEE **43**•669		

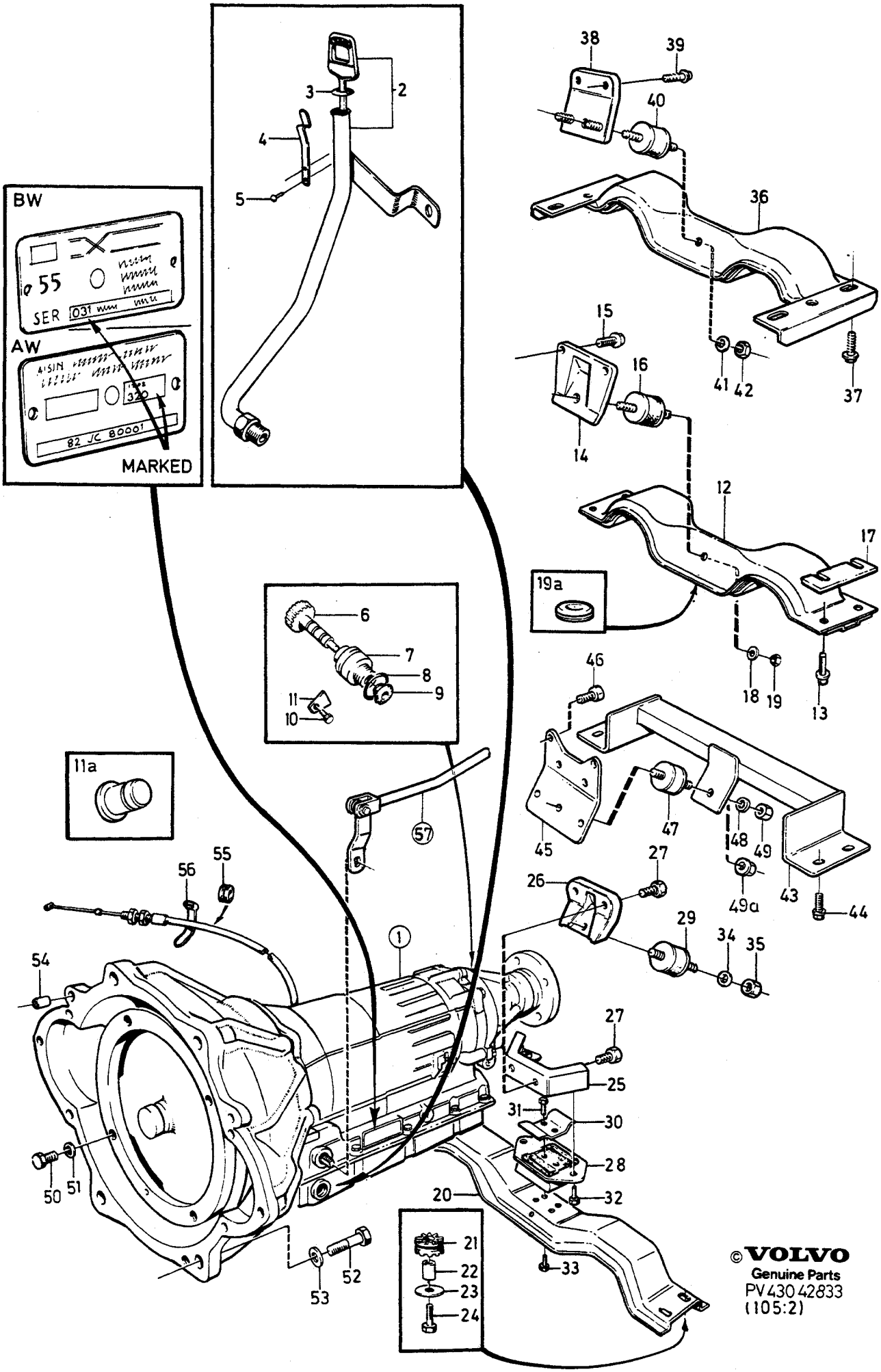
BW
AW
MARKED
©VOLVO
Genuine Parts
PV430 42833
(105:2)

A
B
C
D
E

GEARBOX, AUTOMATIC
GEARBOX MOUNTING

VÄXELLÅDA, AUTOMAT
VÄXELLÅDSUPPHÄNGNING

BW55, AW70, AW71

Group
Grupp
43

Page
Sida
635

Fig	Part No. Artikel nr	Quantity /Antal A	B	C	D	E	PS	Description	Benämning	Notes Anmärkning	SR
	(1208485)	1	-	-	-	-	SP	Automatic gearbox AW70	Automatväxellåda AW70	B230F TRANS MARKED 1208485	
		-	-	-	-	-		•SEE **43**•675	•SEE **43**•675	REPL 1 PCS 1208418-2, 1 PCS 949656-3, 1 PCS 381385-4, 1 PCS 955271-2 1 PCS 1220234-7	
	(1208499)	1	-	-	-	-	SP	Automatic gearbox AW71	Automatväxellåda AW71	B230F TRANS MARKED 1208499	5
		-	-	-	-	-		•SEE **43**•685	•SEE **43**•685	REPL 1 PCS 1208603-9	
	5003637-5	1	-	-	-	-	EU	Automatic gearbox, exch	Automatväxellåda, bytes	TRANS 1208499	5
	1208412-5	1	-	-	-	-		Automatic gearbox AW71	Automatväxellåda AW71	B230A 1985 TRANS MARKED 1208412	5
		-	-	-	-	-		•SEE **43**•679	•SEE **43**•679		
	(1208483)	1	-	-	-	-	SP	Automatic gearbox AW71	Automatväxellåda AW71	B230A 1986 TRANS MARKED 1208483	
		-	-	-	-	-		•SEE **43**•685	•SEE **43**•685	REPL 1 PCS 1208412-5, 1 PCS 949656-3, 1 PCS 381385-4, 1 PCS 955271-2, 1 PCS 1220234-7	
	1208413-3	1	-	-	-	-		Automatic gearbox AW71	Automatväxellåda AW71	B230E TRANS MARKED 1208413	5
		-	-	-	-	-		•SEE **43**•679	•SEE **43**•679		
	(1208484)	1	-	-	-	-	SP	Automatic gearbox AW71	Automatväxellåda AW71	B230E TRANS MARKED 1208484	
		-	-	-	-	-		•SEE **43**•685	•SEE **43**•685	REPL 1 PCS 1208413-3, 1 PCS 949656-3, 1 PCS 381385-4, 1 PCS 955271-2 1 PCS 1220234-7	
	1208449-7	1	-	-	-	-		Automatic gearbox AW71	Automatväxellåda AW71	B230K TRANS MARKED 1208449	5
		-	-	-	-	-		•SEE **43**•679	•SEE **43**•679		
	5003623-5	1	-	-	-	-	EU	Automatic gearbox, exch	Automatväxellåda, bytes	TRANS 1208449	5
	1208414-1	1	-	-	-	-		Automatic gearbox AW71	Automatväxellåda AW71	B21FT TRANS MARKED 1208414	5
		-	-	-	-	-		•SEE **43**•679	•SEE **43**•679		
	1208223-6	1	-	-	-	-		Automatic gearbox AW71	Automatväxellåda AW71	B28E -1987 TRANS MARKED 1208223	5
		-	-	-	-	-		•SEE **43**•679	•SEE **43**•679		
	(1208486)	1	-	-	-	-	SP	Automatic gearbox AW71	Automatväxellåda AW71	B28E 1987 TRANS MARKED 1208486 REPL 1 PCS 1208223-6, 1 PCS 949656-3, 1 PCS 381385-4, 1 PCS 955271-2 1 PCS 1220234-7	
2	1220129-9	1	-	-	-	-		Dipstick tube	Mätstickerör	B28, BW55	3
	1220067-1	1	-	-	-	-		Dipstick tube	Mätstickerör	DSL BW55	3
	1220183-6	1	-	-	-	-		Dipstick tube	Mätstickerör	B28 AW71	3
	1220293-3	1	-	-	-	-		Dipstick tube	Mätstickerör	4CYL BW55	3

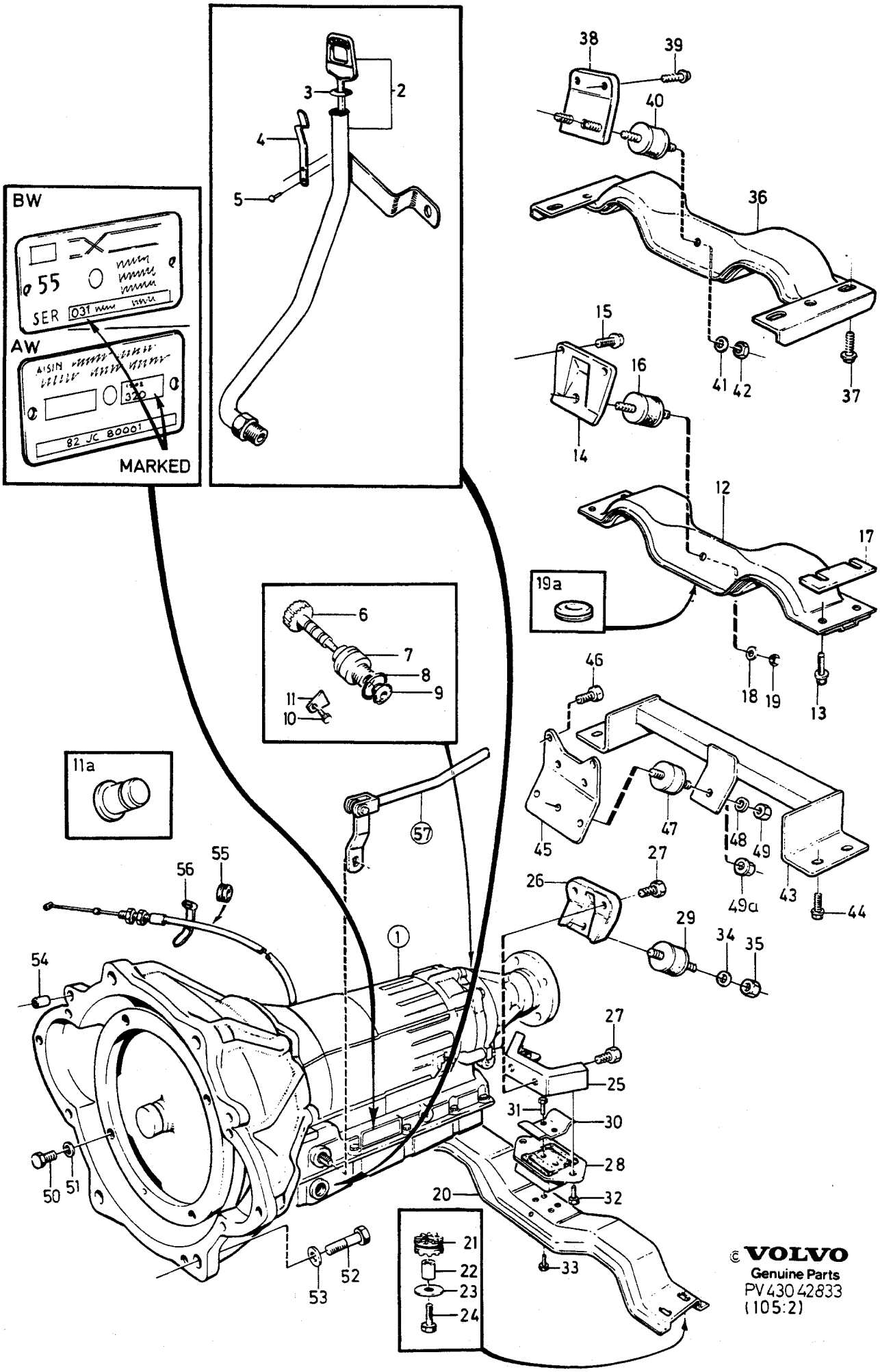

© VOLVO
Genuine Parts
PV430 42833
(105:2)

A
B
C
D
E

GEARBOX, AUTOMATIC
GEARBOX MOUNTING

VÄXELLÅDA, AUTOMAT
VÄXELLÅDSUPPHÄNGNING

Group
Grupp
43

Page
Sida
637

BW55, AW70, AW71

Fig	Part No. Artikel nr	Quantity /Antal A	B	C	D	E	PS	Description	Benämning	Notes Anmärkning	SR
	1220295-8	1	-	-	-	-		Dipstick tube	Mätstickerör	4CYL AW70/71	3
3	925054-9	1	-	-	-	-		•O-ring	•O-ring		2
4		1	-	-	-	-	NS	•Locking spring	•Spärrfjäder		
5	664639-2	2	-	-	-	-		•Blind rivet	•Blindnit		2
6	380978-7	1	-	-	-	-		Speedometer gear 17-cog	Hastighetsmätarhjul 17 kuggar	R.AX RATIO 3.31/1 1985	3
	380979-5	1	-	-	-	-		Speedometer gear 18-cog	Hastighetsmätarhjul 18 kuggar	R.AX RATIO 3.54/1. 1985	3
	380980-3	1	-	-	-	-		Speedometer gear 19-cog	Hastighetsmätarhjul 19 kuggar	R.AX RATIO 3.73/1. 1985	3
	1220484-8	1	-	-	-	-		Speedometer gear 20-cog	Hastighetsmätarhjul 20 kuggar	R.AX RATIO 3.91/1. 1985	3
7		1	-	-	-	-	NS	Bearing sleeve plastics	Lagerhylsa plast	1985, REPL 381608-9	
	381608-9	1	-	-	-	-		Bearing sleeve steel	Lagerhylsa stål	1985	3
8	949656-3	1	-	-	-	-		O-ring	O-ring	1985 TRANS MARKED 1208408, 1208197, 1208409, 1208189, 1208410, 1208173, 1208359, 1208411, 1208418, 1208412, 1208413, 1208414, 1208223	2
9	380192-5	1	-	-	-	-		O-ring	O-ring	1985	2
10	944054-6	1	-	-	-	-		Screw Seal	Skruv Plomb	1985	2
	955271-2	1	-	-	-	-		Screw	Skruv	(955270), 1986- TRANS MARKED 1208408, 1208197, 1208409, 1208189, 1208410, 1208173, 1208359, 1208411, 1208418, 1208412, 1208413, 1208414, 1208223	2
11	381385-4	1	-	-	-	-		Lock washer	Låsbricka	TRANS MARKED 1208408, 1208197, 1208409, 1208189, 1208410, 1208173, 1208359, 1208411, 1208418, 1208412, 1208413, 1208414, 1208223	3
11a	1220234-7	1	-	-	-	-		Plug	Plugg	1986- TRANS MARKED 1208408, 1208197, 1208409, 1208189, 1208410, 1208173, 1208359, 1208411, 1208418, 1208412, 1208413, 1208414, 1208223	3
								Member With mounting parts	Balk Med upphängningsdetaljer	4CYL AW70/71 W/O A.C, 4CYL BW55, 4CYL AW70/71 A.C 4DRS CH 89904- 5DRS CH 608557-	
12	1228712-4	1	-	-	-	-		•Member	•Balk		4
13	946329-0	4	-	-	-	-		•Flange screw	•Flänsskruv		2
14	1221778-2	1	-	-	-	-		•Bracket	•Konsol	BW55	5
	1229162-1	1	-	-	-	-		•Bracket	•Konsol	AW70/71	5
15	946329-0	2	-	-	-	-		•Flange screw	•Flänsskruv		2
16	1359138-3	1	-	-	-	-		•Rubber cushion	•Gummikudde	(1229652)	2
17	1273105-5	2	-	-	-	-		•Spacer	•Mellanlägg	AW70/71	3

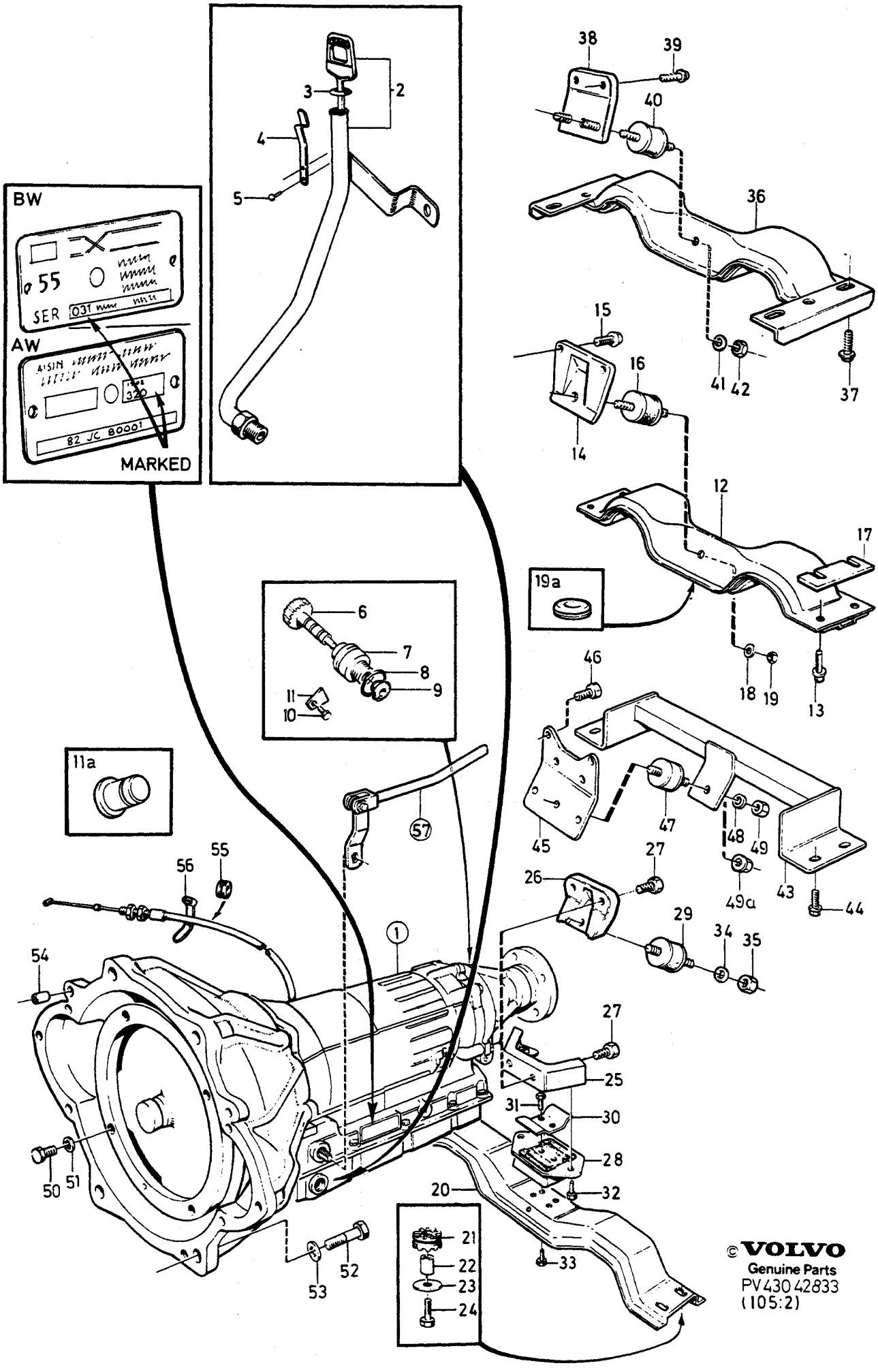
BW
AW
MARKED
SER
AISIN
82 JC 80001
38
39
40
36
41
42
37
15
16
14
12
17
19a
18
19
13
46
45
47
48
49
49a
43
44
27
26
29
34
35
6
7
8
9
11
10
11a
57
55
56
54
1
50
51
52
53
27
25
31
30
28
32
20
33
21
22
23
24
©VOLVO
Genuine Parts
PV430 42833
(105:2)

A
B
C
D
E

GEARBOX, AUTOMATIC
GEARBOX MOUNTING

VÄXELLÅDA, AUTOMAT
VÄXELLÅDSUPPHÄNGNING

Group
Grupp
43

Page
Sida
639

BW55, AW70, AW71

Fig	Part No. Artikel nr	Quantity /Antal A	B	C	D	E	PS	Description	Benämning	Notes Anmärkning	SR
18	960148-5	2	-	-	-	-		• Washer	• Bricka		2
☆ 19	971083-1	2	-	-	-	-		• Lock nut	• Låsmutter	(945654)	2
19a	943920-9	1	-	-	-	-		• Seal	• Tätning	AW70/71	2
		-	-	-	-	-		Member With mounting parts	Balk Med upphängningsdetaljer	4CYL AW70/71 A.C 4DRS CH -89903 5DRS CH -608556, B28 BW55	
20	1221954-9	1	-	-	-	-		• Member	• Balk		4
21	1228512-8	4	-	-	-	-		• Rubber bushing	• Gummibussning		3
22	1228514-4	4	-	-	-	-		• Spacer sleeve	• Distanshylsa		3
23	948087-2	4	-	-	-	-		• Washer	• Bricka		2
24	955320-7	4	-	-	-	-		• Screw	• Skruv		2
25	1206726-0	1	-	-	-	-		• Bracket	• Konsol	BW55	5
26	1330854-9	1	-	-	-	-		• Bracket	• Konsol	AW70/71	5
27	946329-0	2	-	-	-	-		• Flange screw	• Flänsskruv		2
28	1206217-0	1	-	-	-	-		• Engine pad	• Motorkudde	BW55	2
29	1359138-3	1	-	-	-	-		• Rubber cushion	• Gummikudde	AW70/71 (1229652)	2
30	1206303-8	1	-	-	-	-		• Stop washer	• Stoppbricka	BW55	3
31	946471-0	2	-	-	-	-		• Flange screw	• Flänsskruv	BW55	2
32	946471-0	2	-	-	-	-		• Flange screw	• Flänsskruv	BW55	2
33	946471-0	2	-	-	-	-		• Flange screw	• Flänsskruv	BW55	2
34	960148-5	1	-	-	-	-		• Washer	• Bricka	AW70/71	2
☆ 35	971083-1	2	-	-	-	-		• Lock nut	• Låsmutter	(945654), AW70/71	2
		-	-	-	-	-		Member With mounting parts	Balk Med upphängningsdetaljer	DSL, BW55	
36	1273112-1	1	-	-	-	-		• Member	• Balk		4
37	946329-0	4	-	-	-	-		• Flange screw	• Flänsskruv		2
38	1229810-5	1	-	-	-	-		• Bracket	• Konsol	D24.	5
39	946472-8	2	-	-	-	-		• Flange screw	• Flänsskruv		2
40	1221967-1	1	-	-	-	-		• Rubber cushion	• Gummikudde		2
41	960148-5	1	-	-	-	-		• Washer	• Bricka		2
☆ 42	971083-1	2	-	-	-	-		• Lock nut	• Låsmutter	(945654)	2
		-	-	-	-	-		Member With mounting parts	Balk Med upphängningsdetaljer	B28E AW71	
43	1274913-1	1	-	-	-	-		• Member	• Balk		4
44	946329-0	4	-	-	-	-		• Flange screw	• Flänsskruv		2
45	1274916-4	1	-	-	-	-		• Bracket	• Konsol		5
46	946329-0	4	-	-	-	-		• Flange screw	• Flänsskruv		2
47	1221967-1	1	-	-	-	-		• Rubber cushion	• Gummikudde		2
48	960148-5	1	-	-	-	-		• Washer	• Bricka	-1986	2
☆ 49	971083-1	2	-	-	-	-		• Lock nut	• Låsmutter	(945654), -1986	2
☆ 49a	971098-9	2	-	-	-	-		• Flange lock nut	• Flänslåsmutter	(949279), 1987	2
☆ 50	974589-4	4	-	-	-	-		Hexagon screw	Sexkantsskruv	(949698), EXC DSL	2
	946173-2	3	-	-	-	-		Flange screw	Flänsskruv	DSL	2
51	941908-6	4	-	-	-	-		Spring washer	Fjäderbricka	EXC DSL	2
52	955320-7	4	-	-	-	-		Screw	Skruv	EXC DSL	2
☆	949366-9	4	-	-	-	-		Screw	Skruv	(955326), DSL	2
☆	970974-2	3	-	-	-	-		Screw	Skruv	(955344), DSL M12x50mm	2
	955349-6	2	-	-	-	-		Screw	Skruv	DSL, M12x75mm	2
53	941908-6	4	-	-	-	-		Spring washer	Fjäderbricka	I.DIA 10.5 mm	2
	940280-1	5	-	-	-	-		Spring washer	Fjäderbricka	I.DIA 13.5 mm	2
54	1232637-7	2	-	-	-	-		Guide sleeve	Styrhylsa	DSL	2
55	1220036-6	1	-	-	-	-		Rubber bushing	Gummibussning		4
56	948211-8	1	-	-	-	-		Strip clamp	Bandklamma		2

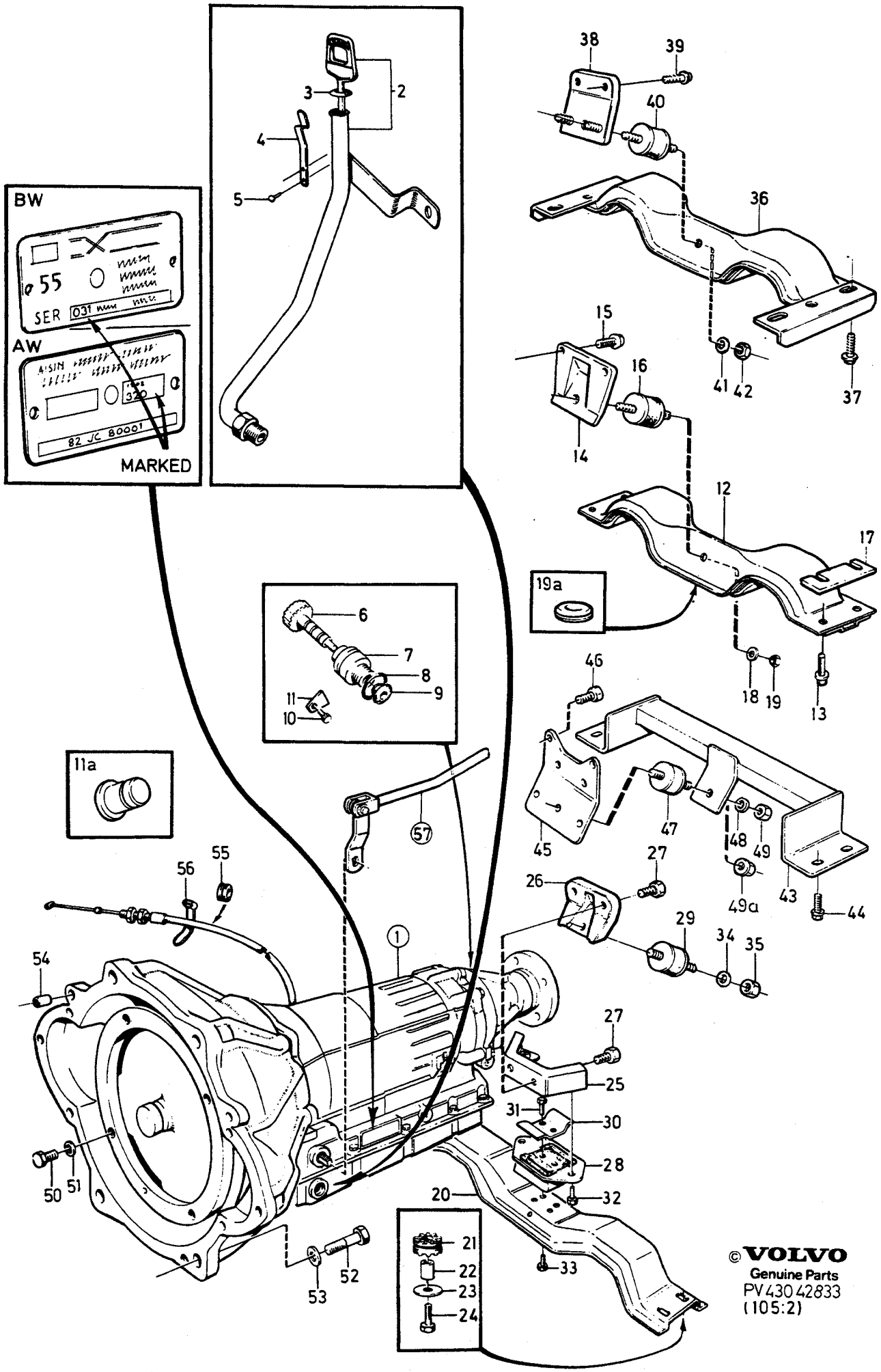

© VOLVO
Genuine Parts

A
B
C
D
E

GEARBOX, AUTOMATIC
GEARBOX MOUNTING

VÄXELLÅDA, AUTOMAT
VÄXELLÅDSUPPHÄNGNING

BW55, AW70, AW71

Fig	Part No. Artikel nr	Quantity /Antal A	B	C	D	E	P S	Description	Benämning	Notes Anmärkning	S R
57		-	-	-	-	-		Control	Reglage	SEE 43-729	

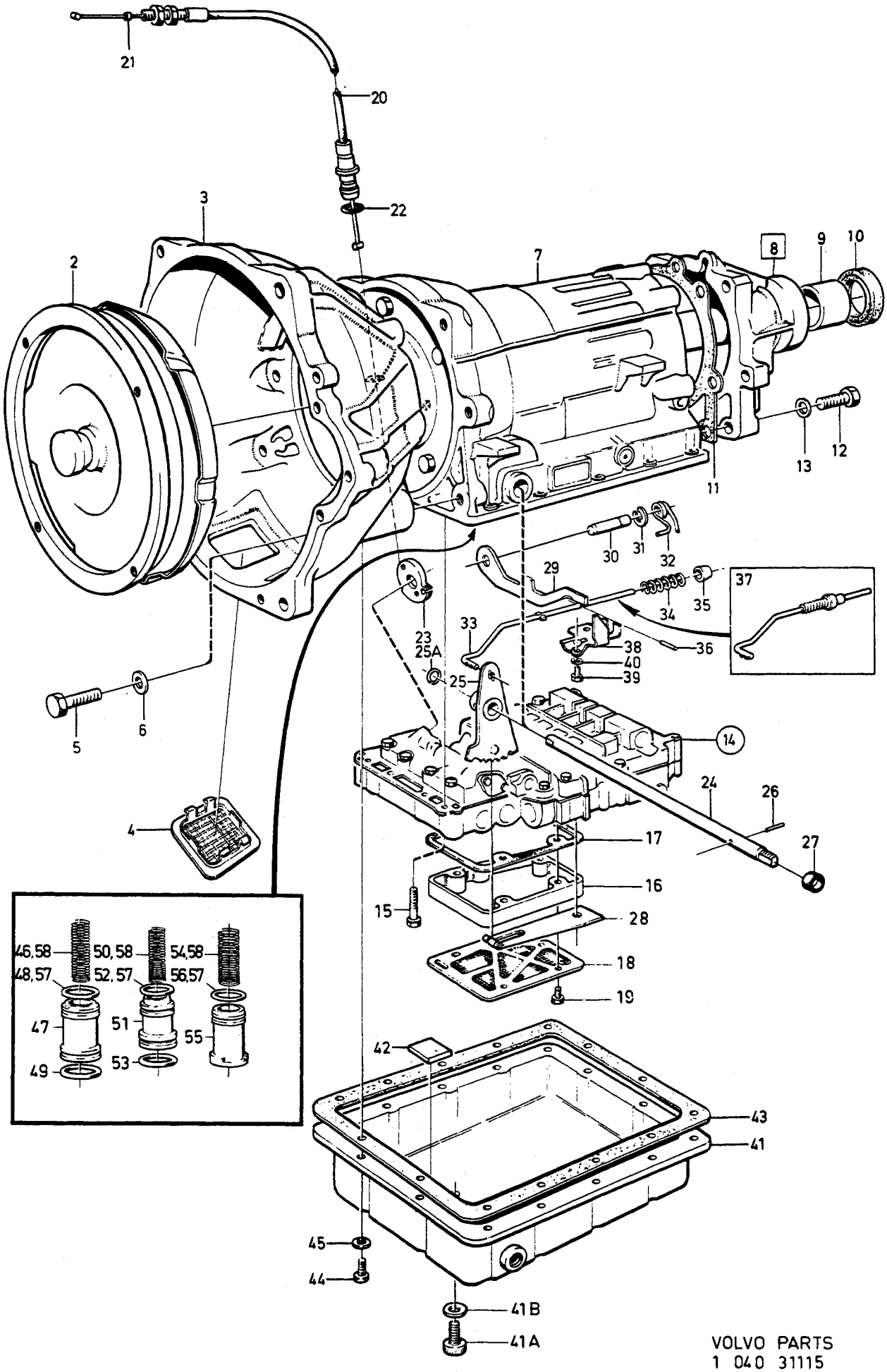

VOLVO PARTS
1 040 31115
(105 : 3)

A	1208410
B	1208173
C	
D	
E	

AUTOMATIC GEARBOX — AUTOMATVÄXELLÅDA

BW55

Group / Grupp 43

Page / Sida 643

Fig	Part No. / Artikel nr	Quantity / Antal A	B	C	D	E	PS	Description	Benämning	Notes / Anmärkning	SR
1	*(1208410)*	1	-	-	-	-	SP	Automatic gearbox	Automatväxellåda	MARKED 043	5
	1208173-3	-	1	-	-	-		Automatic gearbox	Automatväxellåda	REPL 1 PCS 5001872-0 MARKED 020	5
2	5003559-1	1	1	-	-	-	EU	•Torque converter, exch	•Momentomvandlare, bytes	(1233410)	5
	5003559-1	1	1	-	-	-	EU	•Torque converter, exch	•Momentomvandlare, bytes		5
3	1233342-3	1	1	-	-	-		•Converter housing	•Momentomvandlarkåpa		5
4	235814-1	1	1	-	-	-		•Safety net	•Skyddsnät		5
☆ 5	970949-4	4	4	-	-	-		•Screw	•Skruv	(955319), M10x35mm	2
☆	970973-4	2	2	-	-	-		•Screw	•Skruv	(955343), M12x45mm	2
6	941908-6	4	4	-	-	-		•Spring washer	•Fjäderbricka		2
	940280-1	2	2	-	-	-		•Spring washer	•Fjäderbricka		2
7		-	-	-	-	-		•Planet gear housing	•Planetväxelhus	SEE **43**•651	
		-	-	-	-	-		••Centre wall Output shaft	••Mellangavel- Utgående axel	SEE **43**•655	
		-	-	-	-	-		•Pump housing - clutch housing	•Pumphus- kopplingshus	SEE **43**•661	
8	*(1233374)*	1	1	-	-	-	SP	•Housing, rear	•Hus, bakre	B28	5
		-	-	-	-	-				REPL 1 PCS 1277665-4	
	(1233374)	1	1				SP	Housing, rear	Hus, bakre	EXC B28 REPL 1 PCS 1340097-3, 4 PCS 1239883-0, 2 PCS 1239884-8.	5
9	235878-6	1	1	-	-	-		••Bushing	••Bussning		3
10	235728-3	1	1	-	-	-	IK	•Sealing ring	•Tätningsring		3
☆ 11	3520331-4	1	1	-	-	-	IK	•Gasket	•Packning	(1233137)	3
12	1233138-5	4	4	-	-	-		•Screw	•Skruv		3
	1239884-8	2	2	-	-	-		•Screw	•Skruv		4
13	1233139-3	6	6	-	-	-		•Lock washer	•Låsbricka		3
14	*(1233387)*	1	1	-	-	-	SP	•Control system	•Kontrollsystem	REPL 1 PCS 5003560-9	4
								••SEE **43**•665	••SEE **43**•665		
	5003560-9	1	1	-	-	-	EU	•Control system, exch	•Kontrollsystem, bytes		5
15	955278-7	1	1	-	-	-		•Screw	•Skruv	LG 50 mm	2
	955276-1	3	3	-	-	-		•Screw	•Skruv	LG 35 mm	2
	955275-3	11	11	-	-	-		•Screw	•Skruv	LG 30 mm	2
	955274-6	2	2	-	-	-		•Screw	•Skruv	LG 25 mm	2
16	1233336-5	1	1	-	-	-		•Spacer	•Mellandel		4
17	1233337-3	1	1	-	-	-		•Gasket	•Packning		3
18	1233394-4	1	1	-	-	-		•Oil strainer	•Oljesil		4
19	955250-6	5	5	-	-	-		•Screw	•Skruv		2
20	1233414-0	1	1	-	-	-		•Control cable	•Reglagewire		3
21	1220513-4	1	1	-	-	-		•Cable stop	•Wirestopp		4
22	1233141-9	1	1	-	-	-		•O-ring	•O-ring		3
23		1	1	-	-	-		•Cam	•Kam	SEE **43**•667	
24	1233321-7	1	1	-	-	-		•Shaft	•Axel		4
25	1233376-1	1	1	-	-	-		•Gear selector cam	•Växelväljarkam		3
25a	1233098-1	1	1	-	-	-		••Retaining ring	••Spårring		3
26	1233384-5	1	1	-	-	-		•Lock pin	•Låspinne		3
27	1233064-3	2	2	-	-	-	IK	•Sealing ring	•Tätningsring		3
28		1	1	-	-	-		•Locking spring	•Spärrfjäder	SEE **43**•667	
29	1233294-6	1	1	-	-	-		•Parking pawl	•Parkeringsspärr		3
30	1233116-1	1	1	-	-	-		•Bearing bolt	•Lagerbult		3
31	1233117-9	1	1	-	-	-		•Retaining ring	•Spårring		3
32	1233403-3	1	1	-	-	-		•Torsion spring	•Vridfjäder		3
33	*(1233292)*	1	1	-	-	-	SP	•Push rod	•Tryckstång	REPL 1 PCS 1233404-1	4
34	1233121-1	1	1	-	-	-		••Spring	••Fjäder		4
35		1	1	-	-	-	NS	••Thrust sleeve	••Tryckhylsa		
36	951932-3	1	1	-	-	-		••Lock pin	••Låspinne		2
37	1233404-1	1	1	-	-	-		•Push rod	•Tryckstång		4
38	1233124-5	1	1	-	-	-		•Lock plate	•Låsplatta		3
39	955271-2	2	2	-	-	-		•Screw	•Skruv		2
40	941906-0	2	2	-	-	-		•Spring washer	•Fjäderbricka		2
41	1233415-7	1	1	-	-	-		•Sump	•Oljesump		4
41a	1233417-3	1	-	-	-	-		••Plug	••Plugg		2

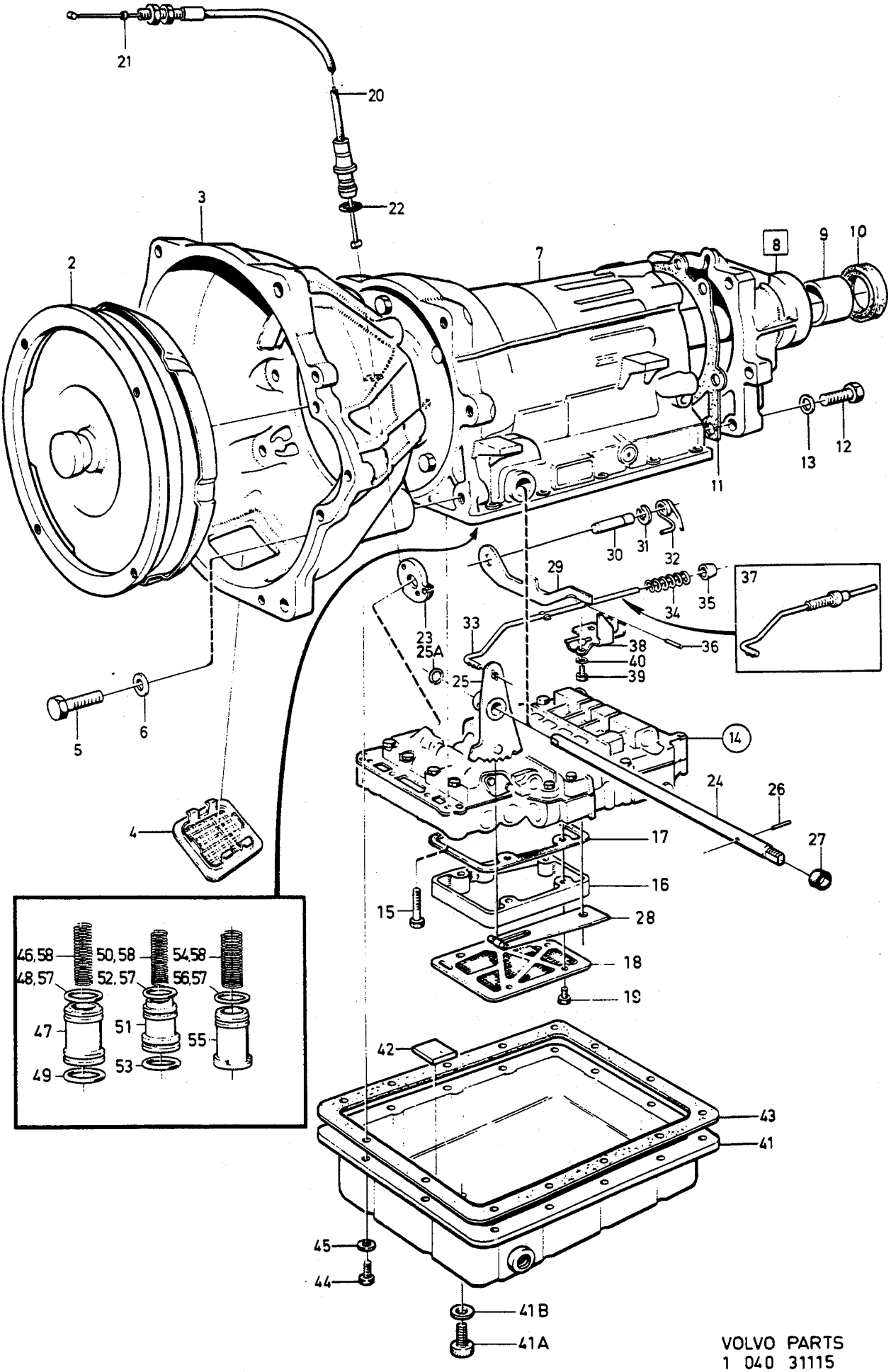

VOLVO PARTS
1 040 31115
(105:3)

A	1208410	AUTOMATIC GEARBOX AUTOMATVÄXELLÅDA	Group Grupp 43
B	1208173		
C			Page Sida 645
D			
E		BW55	

Fig	Part No. Artikel nr	Quantity /Antal A	B	C	D	E	PS	Description	Benämning	Notes Anmärkning	SR
41b	235858-8	1	-	-	-	-		••Gasket	••Packning	REPL 1PCS 1239961-4, 1PCS 1239960-6.	3
42	235739-0	1	1	-	-	-		•Magnet	•Magnet		4
43	1239683-4	1	1	-	-	-	IK	•Gasket	•Packning		5
44	955271-2	14	14	-	-	-		•Screw	•Skruv	(955270)	2
45	941906-0	14	14	-	-	-		•Spring washer	•Fjäderbricka		2
46		1	1	-	-	-	KN	•Spring	•Fjäder		
47	1233313-4	1	1	-	-	-		•Piston 2nd, B2	•Kolv 2:an, B2		3
48	1233223-5	1	1	-	-	-	IK	•Piston ring	•Kolvring		3
49	1233221-9	1	1	-	-	-	IK	•Piston ring	•Kolvring		3
50		1	1	-	-	-	KN	•Spring	•Fjäder		
51	1233314-2	1	1	-	-	-		•Piston 3rd, C2	•Kolv 3:an, C2		3
52	1233312-6	1	1	-	-	-	IK	•O-ring	•O-ring		3
53	1239582-8	1	1	-	-	-	IK	•O-ring	•O-ring	(1239582)	3
54		1	1	-	-	-	KN	•Spring	•Fjäder		
55	1233380-3	1	1	-	-	-		•Piston 1st, C1	•Kolv 1:an, C1		4
56	1239578-6	1	1	-	-	-	IK	•O-ring	•O-ring	(1233222)	3
57	273730-2	1	1	-	-	-		Sealing ring kit	Tätningsringsats		3
58	273690-8	1	1	-	-	-		Spring kit accumulator plunger	Fjädersats ackumulatorkolv		4
		1	1	-	-	-		Sealing and O-ring kit	Tätnings- och o-ringssats	SEE 43•659	
		1	1	-	-	-		Gasket kit	Packningsats	SEE 43•659	

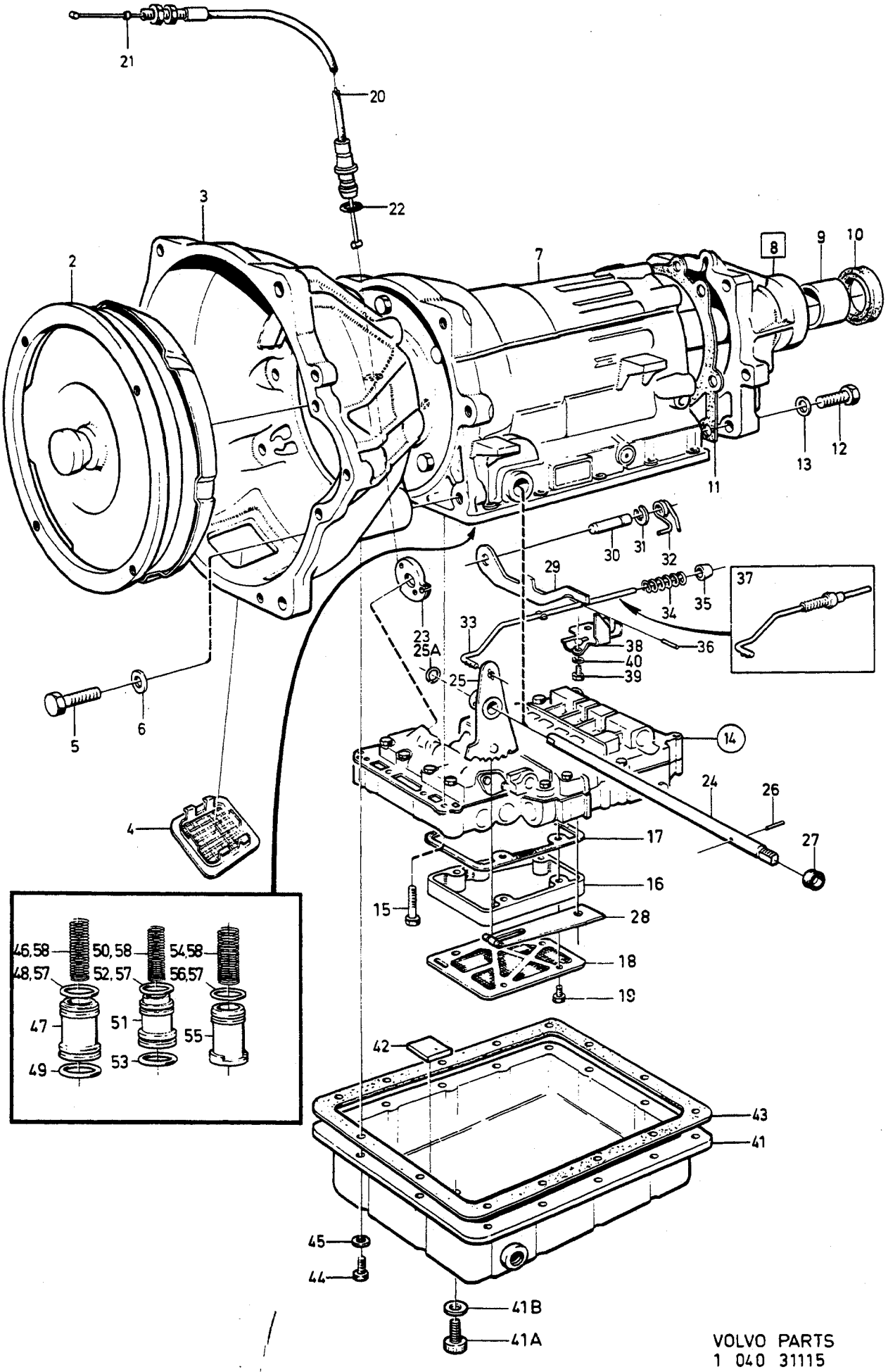

VOLVO PARTS
1 040 31115
(105 : 3)

A	1208189
B	1208197
C	1208408
D	1208409
E	

AUTOMATIC GEARBOX — AUTOMATVÄXELLÅDA

BW55

Group / Grupp 43

Page / Sida 647

Fig	Part No. / Artikel nr	Quantity / Antal A	B	C	D	E	PS	Description	Benämning	Notes / Anmärkning	SR
1	*(1208189)*	1	-	-	-	-	SP	Automatic gearbox	Automatväxellåda	REPL 1 PCS 5001851-4	5
	1208197-2	-	1	-	-	-		Automatic gearbox	Automatväxellåda		5
	(1208408)	-	-	1	-	-	SP	Automatic gearbox	Automatväxellåda	REPL 1 PCS 5001968-6, 1 PCS 1233402-5	5
	(1208409)	-	-	-	1	-	SP	Automatic gearbox	Automatväxellåda	REPL 1 PCS 5001851-4, 1 PCS 1233402-5	5
2	5003558-3	1	-	-	1	-	EU	•Torque converter, exch	•Momentomvandlare, bytes ...	(1233391)	5
	1233379-5	-	1	1	-	-		•Torque converter	•Momentomvandlare		4
3	1233001-5	1	-	-	1	-		•Converter housing	•Momentomvandlarkåpa		5
	1239640-4	-	1	1	-	-		•Converter housing	•Momentomvandlarkåpa		5
4	1233328-2	2	1	1	2	-		•Safety net	•Skyddsnät		5
5	970948-6	4	-	-	4	-		•Screw	•Skruv	(955318), M10x30mm	2
☆	970949-4	-	4	4	-	-		•Screw	•Skruv	(955319), M10x35mm	2
☆	970972-6	2	-	-	2	-		•Screw	•Skruv	(955342), M12x40mm	2
☆	970973-4	-	2	2	-	-		•Screw	•Skruv	(955343), M12x45mm	2
6	941908-6	4	4	4	4	-		•Spring washer	•Fjäderbricka		2
	940280-1	2	2	2	2	-		•Spring washer	•Fjäderbricka		2
7		-	-	-	-	-		•Planet gear housing	•Planetväxelhus	SEE **43**•651	
		-	-	-	-	-		••Centre wall ..... Output shaft	••Mellangavel- ..... Utgående axel	SEE **43**•651	
		-	-	-	-	-		•Pump housing - clutch housing	•Pumphus- kopplingshus	SEE **43**•661	
8	*(1233374)*	-	1	1	-	-	SP	•Housing, rear	•Hus, bakre	B28 REPL 1 PCS 1277665-4. EXC B28 REPL 1 PCS 1340097-3, 4 PCS 1239883-0, 2 PCS 1239884-8.	5
	1277665-4	1	-	-	1	-		•Housing, rear	•Hus, bakre	(1233374)	5
9	235878-6	1	1	1	1	-		••Bushing	••Bussning		3
10	235728-3	1	1	1	1	-	IK	•Sealing ring	•Tätningsring		3
☆ 11	3520331-4	1	1	1	1	-	IK	•Gasket	•Packning	(1233137)	3
12	1233138-5	6	6	6	6	-		•Screw	•Skruv		3
13	1233139-3	6	6	6	6	-		•Lock washer	•Låsbricka		3
14	*(1233389)*	1	1	1	1	-	SP	•Control system ••SEE **43**•665	•Kontrollsystem ••SEE **43**•665	REPL 1 PCS 5003562-5	4
	5003562-5	1	1	1	1	-	EU	•Control system, exch	•Kontrollsystem, bytes		5
15	955278-7	1	1	1	1	-		•Screw	•Skruv	LG 50 mm	2
	955276-1	3	3	3	3	-		•Screw	•Skruv	LG 35 mm	2
	955275-3	11	11	11	11	-		•Screw	•Skruv	LG 30 mm	2
	955274-6	2	2	2	2	-		•Screw	•Skruv	LG 26 mm	2
16	1233336-5	1	1	1	1	-		•Spacer	•Mellandel		4
17	1233337-3	1	1	1	1	-		•Gasket	•Packning		3
18	1233394-4	1	1	1	1	-		•Oil strainer	•Oljesil		4
19	955250-6	5	5	5	5	-		•Screw	•Skruv		2
20	1239933-3	1	-	-	1	-		•Control cable	•Reglagewire		4
	1233390-2	-	1	1	-	-		•Control cable	•Reglagewire		3
21	1220513-4	1	1	1	1	-		•Cable stop	•Wirestopp		4
22	1233141-9	1	1	1	1	-		*•O-ring*	•O-ring		3
23		1	1	1	1	-		•Cam	•Kam	SEE **43**•667	
24	*(1233322)*	1	-	-	1	-	SP	•Shaft	•Axel	REPL 1 PCS 1233321-7, 1 PCS 1233376-1, 1 PCS 1233384-5, 1 PCS 381879-6.	3
	1233321-7	-	1	1	-	-		•Shaft	•Axel		4
25	*(1233112)*	1	-	-	1	-	SP	•Gear selector cam	•Växelväljarkam	REPL 1 PCS 1233376-1, 1 PCS 1233321-7, 1 PCS 1233384-5, 1 PCS 381879-6	4
	1233376-1	-	1	1	-	-		•Gear selector cam	•Växelväljarkam		3
25a	1233098-1	-	1	1	-	-		••Retaining ring	••Spårring		3
26	1233384-5	1	1	1	1	-		•Lock pin	•Låspinne		3
27	1233064-3	2	2	2	2	-	IK	•Sealing ring	•Tätningsring		3

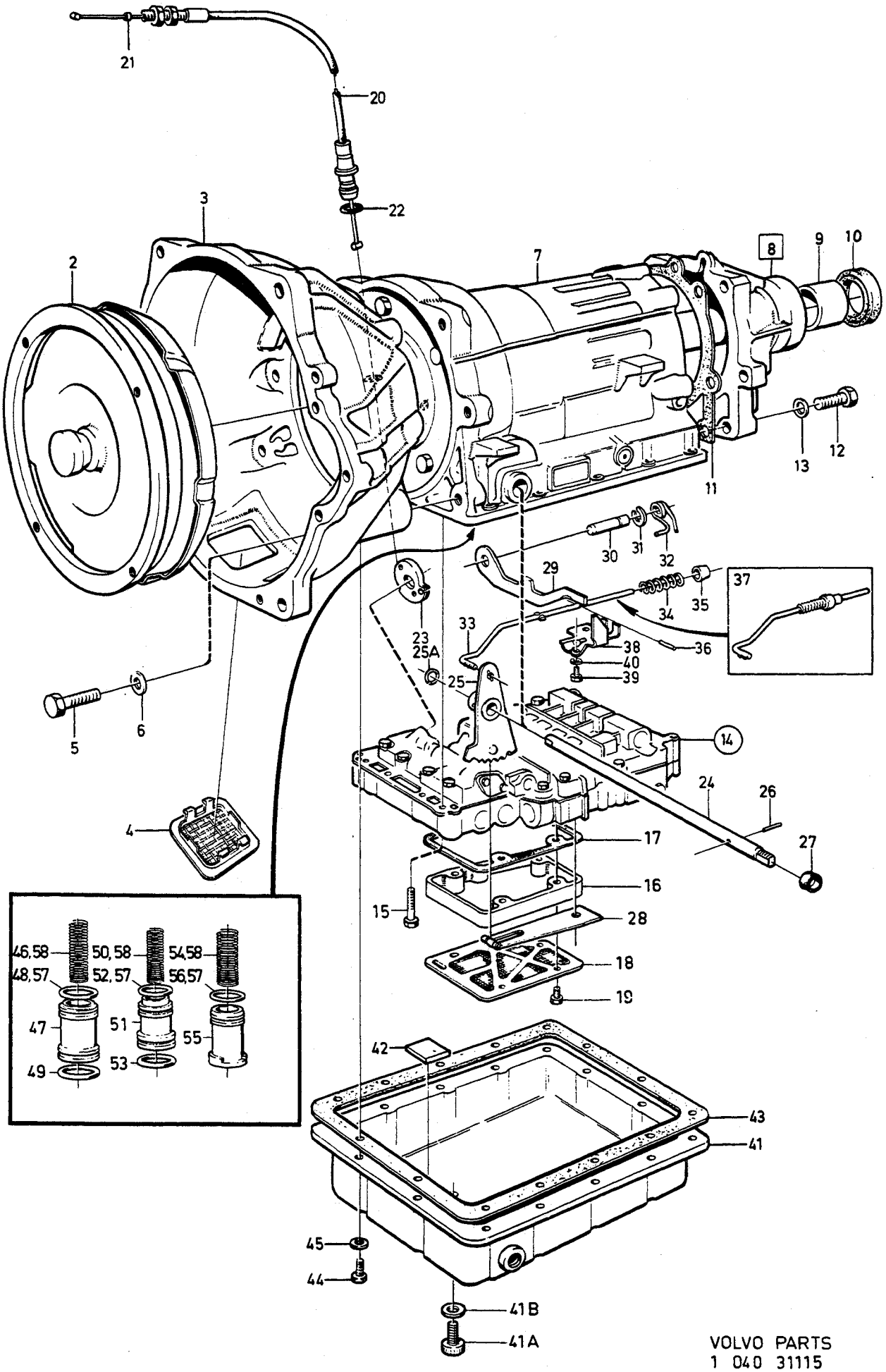

VOLVO PARTS
1 040 31115
(105:3)

A	1208189
B	1208197
C	1208408
D	1208409
E	

AUTOMATIC GEARBOX — AUTOMATVÄXELLÅDA

BW55

Group / Grupp 43

Page / Sida 649

Fig	Part No. / Artikel nr	Quantity / Antal A	B	C	D	E	PS	Description	Benämning	Notes / Anmärkning	SR
28		1	1	1	1	-		•Spring catch	•Fjäderspärr	SEE **43**•667	
29	1233294-6	1	1	1	1	-		•Parking pawl	•Parkeringsspärr		3
30	1233116-1	1	1	1	1	-		•Bearing bolt	•Lagerbult		3
31	1233117-9	1	1	1	1	-		•Retaining ring	•Spårring		3
32	1233403-3	1	1	1	1	-		•Torsion spring	•Vridfjäder		3
33	*(1233292)*	1	1	1	1	-	SP	•Push rod	•Tryckstång	REPL 1 PCS 1233404-1	4
34	1233121-1	1	1	1	1	-		••Spring	••Fjäder		4
35		1	1	1	1	-	NS	••Thrust sleeve	••Tryckhylsa		
36	951932-3	1	1	1	1	-		••Lock pin	••Låspinne		2
37	1233404-1	1	1	1	1	-		•Push rod	•Tryckstång		4
38	1233124-5	1	1	1	1	-		•Lock plate	•Låsplatta		3
39	955271-2	2	2	2	2	-		•Screw	•Skruv		2
40	941906-0	2	2	2	2	-		•Spring washer	•Fjäderbricka		2
41	1233415-7	1	1	1	1	-		•Sump	•Oljesump		4
41a	1233417-3	1	1	1	1	-		••Plug	••Plugg		2
41b	235858-8	1	1	1	1	-		••Gasket	••Packning	REPL 1PCS 1239961-4, 1PCS 1239960-6.	3
42	235739-0	1	1	1	1	-		•Magnet	•Magnet		4
43	1239683-4	1	1	1	1	-	IK	•Gasket	•Packning		5
44	*(1233214)*	14	14	14	14	-	SP	•Screw	•Skruv	REPL 1 PCS 955271-2, 1 PCS 941906-0.	
45	941906-0	14	14	14	14	-		•Spring washer	•Fjäderbricka		2
46		1	1	1	1	-	KN	•Spring 2nd, B2	•Fjäder 2:an, B2		
47	1233313-4	1	1	1	1	-		•Piston 2nd, B2	•Kolv 2:an, B2		3
48	1233223-5	1	1	1	1	-	IK	•Piston ring	•Kolvring		3
49	1233221-9	1	1	1	1	-	IK	•Piston ring	•Kolvring		3
50	*1233144*	1	-	-	1	-	NS	•Spring 3rd, C2	•Fjäder 3:an, C2		
51	1233314-2	1	1	1	1	-		•Piston 3rd, C2	•Kolv 3:an, C2		3
52	1233312-6	1	1	1	1	-	IK	•O-ring	•O-ring		3
53	1239582-8	1	1	1	1	-	IK	•O-ring	•O-ring	(1233220)	3
54		1	1	1	1	-	KN	•Spring 1st, C1	•Fjäder 1:an, C1		
55	1233380-3	1	1	1	1	-		•Piston 1st, C1	•Kolv 1:an, C1		4
56	1239578-6	1	1	1	1	-	IK	•O-ring	•O-ring	(1233222)	3
57	273730-2	1	1	1	1	-		Sealing ring kit	Tätningsringsats		3
58	273611-4	1	-	-	1	-		Spring kit accumulator plunger	Fjädersats ackumulatorkolv		3
	273690-8	-	1	1	-	-		Spring kit accumulator plunger	Fjädersats ackumulatorkolv		4
		1	1	1	1	-		Sealing and O-ring kit	Tätnings- och o-ringssats	SEE **43**•659	
		1	1	1	1	-		Gasket kit	Packningsats	SEE **43**•659	

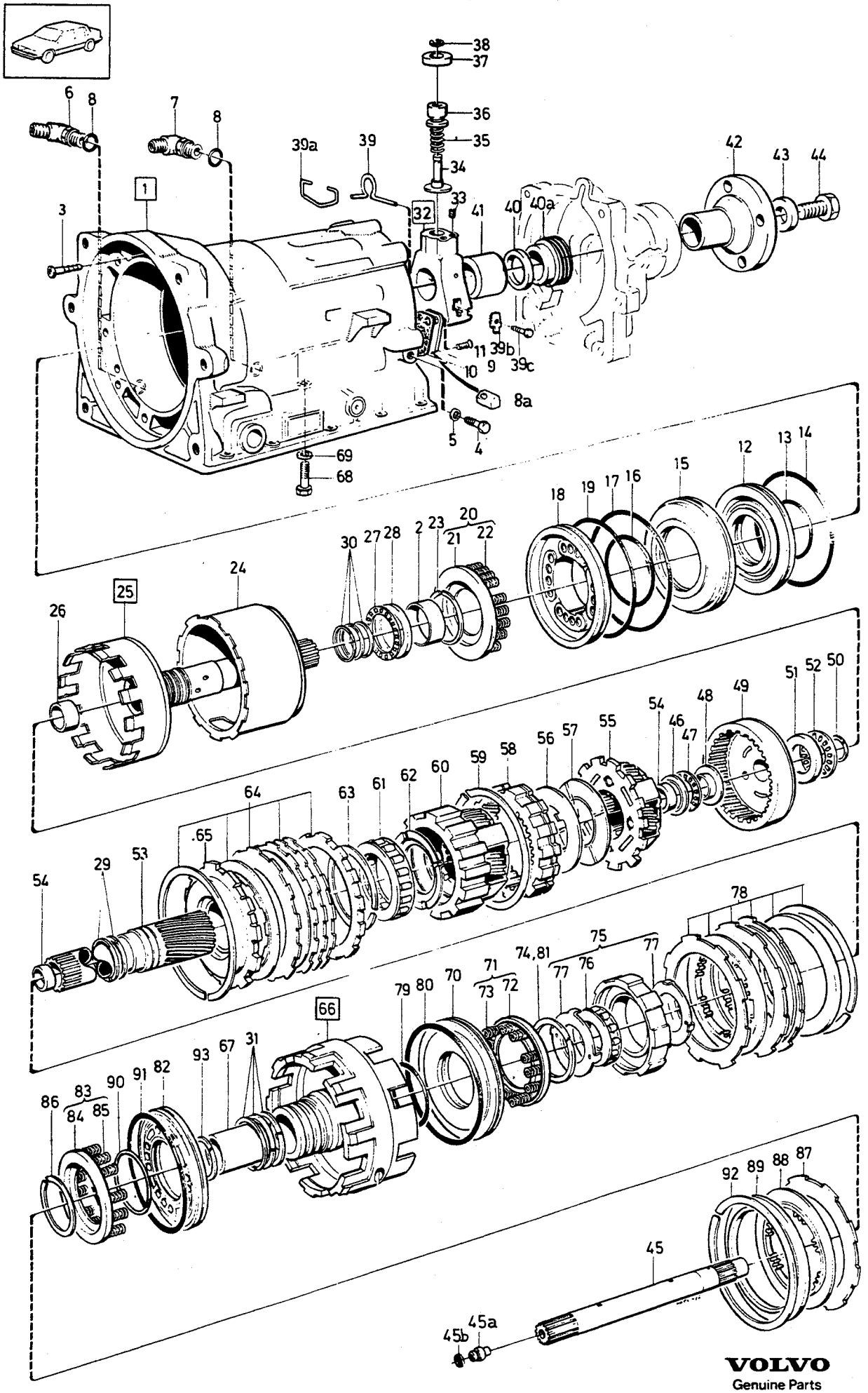

VOLVO
Genuine Parts
PV 435 44668

A	BW55
B	AW70/71
C	
D	
E	

AUTOMATIC GEARBOX, PLANETARY DRIVE AND HAUSING CENTRE WALL-OUTPUT SHAFT

AUTOMATVÄXELLÅDA, HUS MED PLANETVÄXEL, MELLANGAVEL-UTGÅENDE AXEL

BW55, AW70, AW71

Group / Grupp 43

Page / Sida 651

Fig	Part No. Artikel nr	Quantity /Antal A	B	C	D	E	PS	Description	Benämning	Notes Anmärkning	SR
1	1233397-7	1	-	-	-	-		Housing	Hus		5
	1239741-0	-	1	-	-	-		Housing	Hus		5
2		1	-	-	-	-	NS	• Bushing	• Bussning		
		-	1	-	-	-	NS	• Bushing	• Bussning		
3	1239745-1	1	-	-	-	-		Nipple	Nippel	(1233360)	3
	1239745-1	-	1	-	-	-		Nipple	Nippel		3
4	1233066-8	2	2	-	-	-		Plug	Propp		3
5	1233068-4	2	2	-	-	-	IK	• O-ring	• O-ring		3
6	1233069-2	1	-	-	-	-		Connector	Anslutning	BW55 EXC TRANS MARKED 023, 042	4
	1239669-3	-	1	-	-	-		Connector	Anslutning		4
	1239669-3	1	-	-	-	-		Connector	Anslutning	TRANS MARKED 023, 042	4
7	1239669-3	1	1	-	-	-		Connector	Anslutning		4
8	1233071-8	2	2	-	-	-	IK	• O-ring	• O-ring		3
8a	1239831-9	-	1	-	-	-		Oil strainer	Oljesil		3
								Regulator	Regulator		
9	1233074-2	1	1	-	-	-		Cover plate	Täckplåt		4
10	1233291-2	1	-	-	-	-	IK	Gasket	Packning	REPL 1 PCS 271296-6	3
		-	1	-	-	-	KN	Gasket	Packning		
11	956203-4	3	3	-	-	-		Screw	Skruv		2
12	1233105-4	1	1	-	-	-		Piston, rear B3	Kolv, bakre B3		4
13	1233024-7	1	1	-	-	-	IK	O-ring inner	O-ring inre		3
14	1233106-2	1	1	-	-	-	IK	O-ring outer	O-ring yttre		3
15	1233107-0	1	1	-	-	-		Sleeve	Hylsa		4
16	1233108-8	1	1	-	-	-	IK	O-ring inner	O-ring inre		3
17	1233109-6	1	1	-	-	-	IK	O-ring outer	O-ring yttre		3
18	1233110-4	1	1	-	-	-		Piston, front B3	Kolv, främre B3		4
19	1233025-4	1	1	-	-	-	IK	O-ring	O-ring		3
20	1233306-8	1	-	-	-	-		Spring retainer B3	Fjäderhållare B3		4
	273489-5	-	1	-	-	-		Spring kit B3	Fjädersats B3		4
21		1	-	-	-	-	NS	• Retainer	• Hållare		
	1233049-4	-	1	-	-	-	IK	• Retaining clip	• Hållare		4
22		16	-	-	-	-	NS	• Return spring	• Returfjäder		
	1233026-2	-	16	-	-	-	IK	• Return spring	• Returfjäder		3
23	1233050-2	1	-	-	-	-		Retaining ring	Spårring		3
	1233050-2	-	1	-	-	-	IK	• Retaining ring	• Spårring		3
24	1233260-7	1	-	-	-	-		Take-up sleeve	Ansättningshylsa	TRANS MARKED 020, 022, 041, 043	4
	1233111-2	1	-	-	-	-		Take-up sleeve	Ansättningshylsa	TRANS MARKED 023, 042	4
	1239550-5	-	1	-	-	-		Take-up sleeve	Ansättningshylsa	AW70	4
	1239784-0	-	1	-	-	-		Take-up sleeve	Ansättningshylsa	AW71	4
25	1233240-9	1	-	-	-	-		Third shaft	Tertiäraxel		5
	1239937-4	-	1	-	-	-		Third shaft	Tertiäraxel	AW70	5
	1239782-4	-	1	-	-	-		Third shaft	Tertiäraxel	AW71	5
26		1	1	-	-	-	NS	• Bushing	• Bussning		
27	1233103-9	1	-	-	-	-	IK	Needle bearing	Nållager		3
	1233103-9	-	1	-	-	-		Needle bearing	Nållager		3
28	1233104-7	1	-	-	-	-	IK	Bearing washer	Lagerbricka		3
	1233104-7	-	1	-	-	-		Bearing washer	Lagerbricka		3
29	1233060-1	2	-	-	-	-	IK	Sealing ring	Tätningsring		3
	1239534-9	-	2	-	-	-	IK	Sealing ring	Tätningsring	AW70	3
	1239770-9	-	2	-	-	-	IK	Sealing ring	Tätningsring	AW71	3
30	1233102-1	3	3	-	-	-	IK	Sealing ring	Tätningsring		3
31	1233247-4	3	-	-	-	-	IK	Sealing ring	Tätningsring		3
	1239898-8	3	-	-	-	-		Sealing ring	Tätningsring		3
	1239898-8	-	3	-	-	-	IK	Sealing ring	Tätningsring		3
32	1233275-5	1	-	-	-	-		Regulator	Regulator	TRANS MARKED 023, 042	4
	1233274-8	1	-	-	-	-		Regulator	Regulator	TRANS MARKED 022, 041	4
	1233344-9	1	-	-	-	-		Regulator	Regulator	TRANS MARKED 020, 043	4
	1239785-7	-	1	-	-	-		Regulator	Regulator		4
		1	1	-	-	-	NS	• Regulator housing	• Regulatorhus		
33		2	2	-	-	-	NS	• Plug	• Propp		

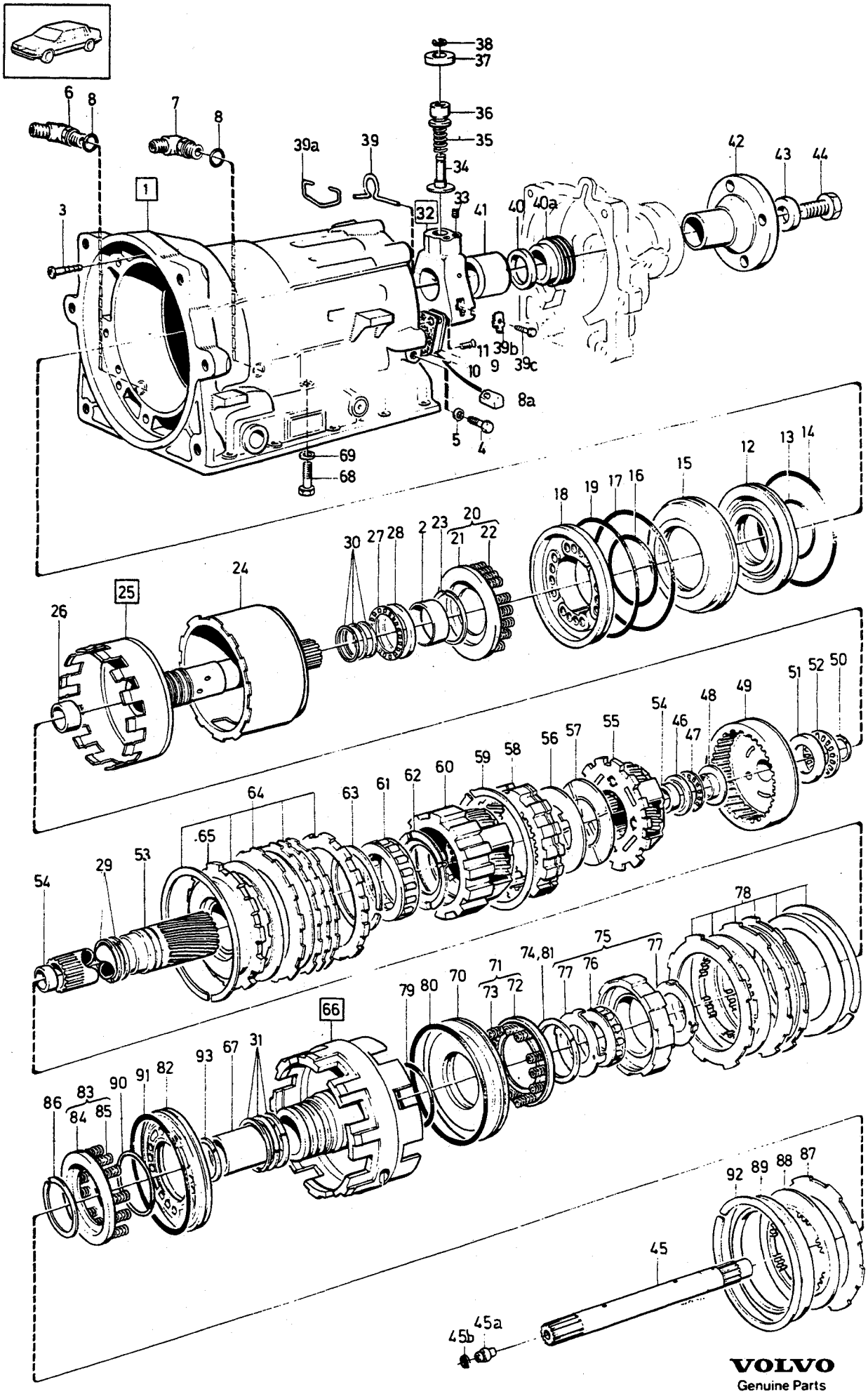

VOLVO
Genuine Parts
PV435 44668

A	BW55
B	AW70/71
C	
D	
E	

AUTOMATIC GEARBOX, PLANETARY DRIVE AND HAUSING CENTRE WALL-OUTPUT SHAFT

AUTOMATVÄXELLÅDA, HUS MED PLANETVÄXEL, MELLANGAVEL-UTGÅENDE AXEL

BW55, AW70, AW71

Group / Grupp 43

Page / Sida 653

Fig	Part No. / Artikel nr	Quantity / Antal A	B	C	D	E	PS	Description	Benämning	Notes / Anmärkning	SR
34		1	1	-	-	-	NS	• Handle	• Skaft		
35	1233129-4	1	-	-	-	-		• Spring	• Fjäder		3
	1233355-5	1	-	-	-	-		• Spring	• Fjäder	TRANS MARKED 020, 043	5
	1239554-7	-	1	-	-	-		• Spring	• Fjäder		3
36		1	1	-	-	-	NS	• Valve	• Ventil		
37		1	1	-	-	-	NS	• Weight	• Vikt		
38	1233132-8	1	1	-	-	-		• Retaining ring	• Spårring		3
39	1233245-8	1	-	-	-	-		• Lock spring	• Låsfjäder		3
39a	1239555-4	-	1	-	-	-		Lock spring	Låsfjäder		3
39b	1239788-1	-	1	-	-	-		Washer	Bricka		4
39c	955248-0	-	1	-	-	-		Screw	Skruv	LG 22 mm	2
40	1233134-4	1	1	-	-	-		Spacer washer	Distansbricka	TRANS 1208173, 1208189, 1208197, 1208223, 1208359, 1208408-1208414, 1208418.	4
40a	380977-9	1	1	-	-	-		Speedometer gear	Hastighetsmätarhjul	TRANS 1208173, 1208189, 1208197, 1208223, 1208359, 1208408-1208414, 1208418.	3
41	1239789-9	1	1	-	-	-		Spacer sleeve	Distanshylsa	TRANS 1208499, 1208481-1208486.	4
42	1233406-6	1	-	-	-	-		Companion flange	Medbringare	TRANS MARKED 022, 041, 043 O.DIA 87 mm	4
	235876-0	1	-	-	-	-		Companion flange	Medbringare	TRANS MARKED 020, 023, 042 O.DIA 97 mm	4
	1233402-5	-	1	-	-	-		Companion flange	Medbringare		4
43	190772-4	1	1	-	-	-		Washer	Bricka		2
44	955340-5	1	1	-	-	-		Screw	Skruv		2
45	1239546-3	1	-	-	-	-		Countershaft	Mellanaxel		4
	1239866-5	-	1	-	-	-		Countershaft	Mellanaxel	AW70	4
	1239970-5	-	1	-	-	-		Countershaft	Mellanaxel	AW71	4
45a		-	1	-	-	-	NS	• Plug	• Plugg		
45b	1239780-8	-	1	-	-	-	IK	• Sealing ring	• Tätningsring		3
46	1233018-9	1	-	-	-	-	IK	Bearing washer	Lagerbricka		3
	1233018-9	-	1	-	-	-		Bearing washer	Lagerbricka		3
47	1233019-7	1	-	-	-	-	IK	Needle bearing	Nållager		3
	1233019-7	-	1	-	-	-		Needle bearing	Nållager		3
48	1233031-2	1	-	-	-	-	IK	Bearing washer	Lagerbricka		3
	1233031-2	-	1	-	-	-		Bearing washer	Lagerbricka		3
49	1239781-6	1	-	-	-	-		Ring gear	Ringhjul	(1233351) EXC TRANS MARKED 023, 042	4
	1239781-6	1	-	-	-	-		Ring gear	Ringhjul	TRANS MARKED 023, 042	4
	1239881-4	-	1	-	-	-		Ring gear	Ringhjul	AW70	4
	1239781-6	-	1	-	-	-		Ring gear	Ringhjul	AW71	4
50	1233098-1	1	-	-	-	-		Retaining ring	Spårring		3
	1233098-1	-	1	-	-	-	IK	Retaining ring	Spårring		3
51	1233035-3	1	-	-	-	-	IK	Bearing washer	Lagerbricka		3
	1233035-3	-	1	-	-	-		Bearing washer	Lagerbricka		3
52	1233036-1	1	-	-	-	-	IK	Needle bearing	Nållager		3
	1233036-1	-	1	-	-	-		Needle bearing	Nållager		3
53	1239767-5	1	-	-	-	-		Sun gear shaft	Solhjulsaxel		4
	1239532-3	-	1	-	-	-		Sun gear shaft	Solhjulsaxel	AW70	4
	1239767-5	-	1	-	-	-		Sun gear shaft	Solhjulsaxel	AW71	4
54		2	2	-	-	-	NS	• Bushing	• Bussning		
55	1233364-7	1	-	-	-	-		Planetary gear, rear	Planetväxel, bakre		4
	1239865-7	-	1	-	-	-		Planetary gear, rear	Planetväxel, bakre	AW70 TRANS MARKED 1208411, 1208359, 1208481, 1208482.	4

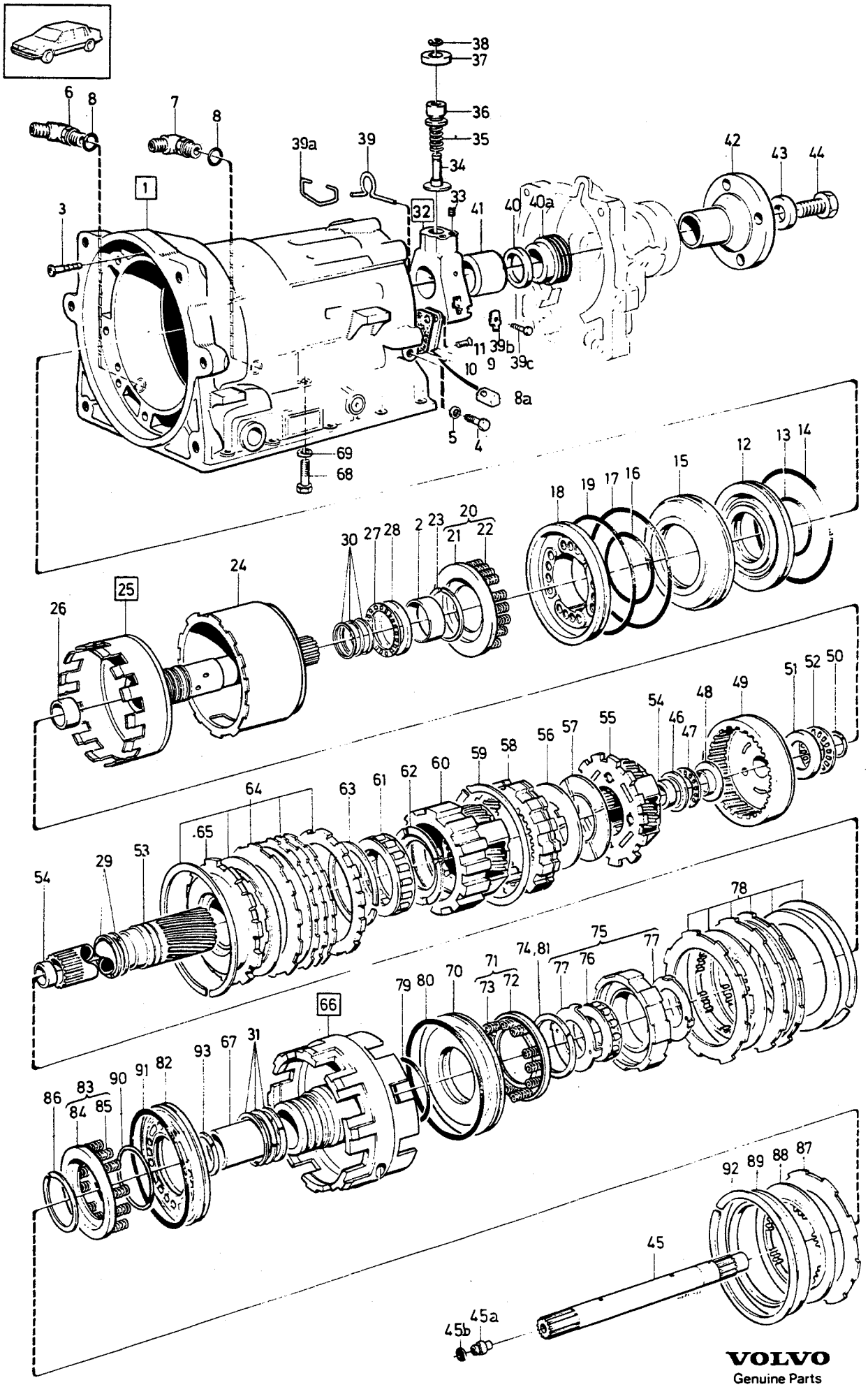

VOLVO
Genuine Parts
PV435 4668

A BW55
B AW70/71
C
D
E

AUTOMATIC GEARBOX, PLANETARY DRIVE AND HAUSING CENTRE WALL-OUTPUT SHAFT

AUTOMATVÄXELLÅDA, HUS MED PLANETVÄXEL, MELLANGAVEL-UTGÅENDE AXEL

BW55, AW70, AW71

Group Grupp 43

Page Sida 655

Fig	Part No. Artikel nr	Quantity /Antal A	B	C	D	E	PS	Description	Benämning	Notes Anmärkning	SR
	1239946-5	-	1	-	-	-		Planetary gear, rear	Planetväxel, bakre	AW70 TRANS MARKED 1208418, 1208485.	4
	1239778-2	-	1	-	-	-		Planetary gear, rear	Planetväxel, bakre	AW71	4
56	1233092-4	1	-	-	-	-	IK	Thrust washer	Tryckbricka		3
	1239541-4	-	1	-	-	-		Thrust washer	Tryckbricka	AW70	3
	1239776-6	-	1	-	-	-	IK	Thrust washer nylon	Tryckbricka nylon	AW71	3
57	1233093-2	1	-	-	-	-	IK	Thrust washer	Tryckbricka		3
	1239542-2	-	1	-	-	-	IK	Thrust washer	Tryckbricka	AW70	3
	1239775-8	-	1	-	-	-		Thrust washer steel	Tryckbricka stål	AW71	3
58	1239777-4	1	-	-	-	-		Ring gear	Ringhjul	(1233090)	4
	1239864-0	-	1	-	-	-		Ring gear	Ringhjul	AW70	4
	1239777-4	-	1	-	-	-		Ring gear	Ringhjul	AW71	4
59	1233091-6	1	1	-	-	-		Retaining ring	Spårring		3
60	1233363-9	1	-	-	-	-		Planetary gear, front	Planetväxel, främre		4
	1239863-2	-	1	-	-	-		Planetary gear	Planetväxel	AW70	4
	1239772-5	-	1	-	-	-		Planetary gear	Planetväxel	AW71	4
61		1	-	-	-	-	KN	Freewheel	Frihjul		
	273498-6	-	1	-	-	-	IK	Freewheel kit	Frihjulsats	AW70 TRANS MARKED 1208411, 1208482. REPL 1 PCS 1239945-7, 1 PCS 1233089-0, 1 PCS 1233087-4	4
	1239945-7	-	1	-	-	-		Freewheel	Frihjul	AW70 TRANS MARKED 1208418, 1208359, 1208481, 1208485.	4
	1239774-1	-	1	-	-	-		Freewheel	Frihjul	AW71	4
62	1233087-4	1	-	-	-	-	IK	Thrust washer	Tryckbricka		3
	1239540-6	-	1	-	-	-	IK	Thrust washer	Tryckbricka	AW70	3
	1239773-3	-	1	-	-	-	IK	Thrust washer nylon	Tryckbricka nylon	AW71	3
63	1233089-0	1	-	-	-	-	IK	Retaining ring	Spårring		3
	1233089-0	-	1	-	-	-		Retaining ring	Spårring		3
64		1	-	-	-	-	KN	Pressure plate	Tryckplatta	B28	
		2	-	-	-	-	KN	Pressure plate	Tryckplatta	B17, D24	
	1239537-2	-	1	-	-	-	IK	Pressure plate	Tryckplatta		3
		4	-	-	-	-	KN	Steel disc	Stållamell	B28	
		3	-	-	-	-	KN	Steel disc	Stållamell	B17, D24	
	1233081-7	-	4	-	-	-		Steel disc	Stållamell		3
		5	-	-	-	-	KN	Friction disc	Friktionslamell	B28	
		4	-	-	-	-	KN	Friction disc	Friktionslamell	B17, D24	
☆	6814810-5	-	4	-	-	-	IK	Friction disc	Friktionslamell	(1239536), AW70	3
☆	6814810-5	-	5	-	-	-	IK	Friction disc	Friktionslamell	(1239536), AW71	3
	1233084-1	1	-	-	-	-	IK	Retaining ring	Spårring		3
	1233084-1	-	1	-	-	-		Retaining ring	Spårring		3
65	1239771-7	1	-	-	-	-		Inner race	Innerring	(1233083)	3
	1239535-6	-	1	-	-	-		Inner race	Innerring	AW70	4
	1239771-7	-	1	-	-	-		Inner race	Innerring	AW71	3
66	1233234-2	1	-	-	-	-		Clutch body	Kopplingshus		4
	1239896-2	-	1	-	-	-		Clutch body	Kopplingshus	AW70	4
	1239920-0	-	1	-	-	-		Clutch body	Kopplingshus	AW71	4
67		1	1	-	-	-	NS	• Bushing	• Bussning		
68	955299-3	-	2	-	-	-		Screw	Skruv		2
	1233226	2	-	-	-	-	OP	Screw	Skruv		3
69	1233227-6	2	2	-	-	-		Lock washer	Låsbricka		3
70	1233053-6	1	-	-	-	-		Piston B2	Kolv B2		4
	1239759-2	-	1	-	-	-		Piston B2	Kolv B2		4
71	1233305-0	1	-	-	-	-		Spring retainer B2	Fjäderhållare B2		4
	273489-5	-	1	-	-	-		Spring kit B2	Fjädersats B2		4
72		1	-	-	-	-		• Retainer	• Hållare		
	1233049-4	-	1	-	-	-	IK	• Retaining clip	• Hållare		4
73		12	-	-	-	-	NS	• Return spring	• Returfjäder		
	1233026-2	-	12	-	-	-	IK	• Return spring	• Returfjäder		3
74	1233050-2	1	-	-	-	-		Retaining ring	Spårring		3

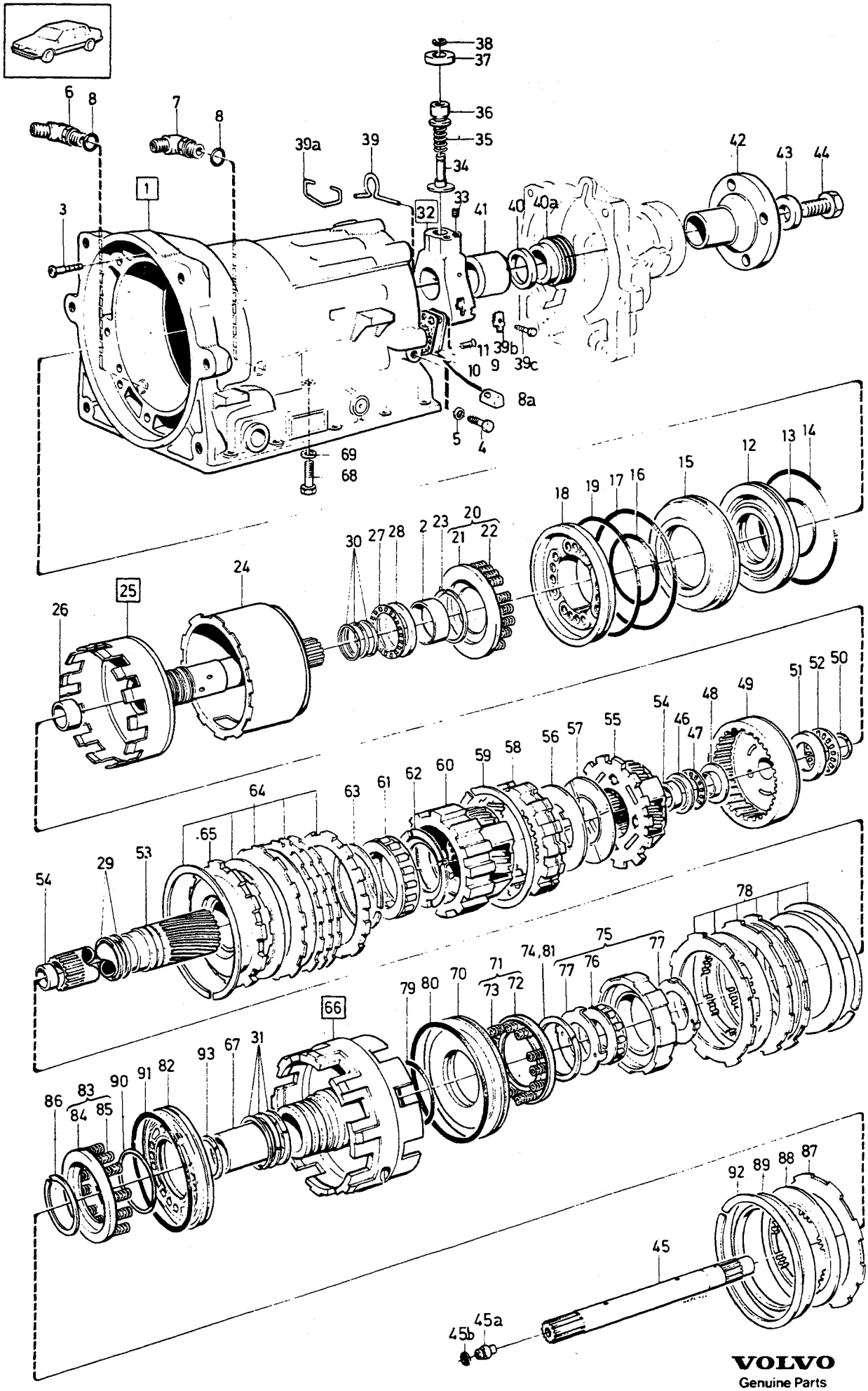

VOLVO
Genuine Parts
PV 435 44668

A BW55
B AW70/71
C
D
E

AUTOMATIC GEARBOX, PLANETARY DRIVE AND HAUSING CENTRE WALL-OUTPUT SHAFT

AUTOMATVÄXELLÅDA, HUS MED PLANETVÄXEL, MELLANGAVEL-UTGÅENDE AXEL

Group Grupp 43

Page Sida 657

BW55, AW70, AW71

Fig	Part No. Artikel nr	Quantity /Antal A	B	C	D	E	PS	Description	Benämning	Notes Anmärkning	SR
	1233050-2	-	1	-	-	-	IK	• Retaining ring	• Spårring		3
75	1239764-2	1	-	-	-	-		Brake hub	Bromsnav	(1233076)	4
	1239764-2	-	1	-	-	-		Brake hub	Bromsnav	(1239529)AW70	4
	1239764-2	-	1	-	-	-		Brake hub	Bromsnav	AW71	4
76		1	-	-	-	-	NS	• Freewheel	• Frihjul		
	1239766-7	-	1	-	-	-		• Freewheel	• Frihjul		4
77		2	2	-	-	-	NS	• Retainer	• Hållare		
78		3	-	-	-	-	KN	Steel disc	Stållamell		
	1340039-5	-	3	-	-	-		Steel disc	Stållamell	AW70	3
	1239761-8	-	3	-	-	-		Steel disc	Stållamell	AW71	3
		3	-	-	-	-	KN	Friction disc	Friktionslamell		
	1340040-3	-	3	-	-	-	IK	Friction disc	Friktionslamell		3
		2	-	-	-	-	KN	Pressure plate	Tryckplatta		
	1239525-7	-	1	-	-	-		Pressure plate	Tryckplatta	AW70	3
	1239762-6	-	1	-	-	-		Pressure plate	Tryckplatta	AW71	3
	1233232-6	1	-	-	-	-	IK	Retaining ring	Spårring		3
		-	1	-	-	-	NS	Lock ring	Låsring	EXC TRANS 1208449, 1208481-1208485, 1208499.	
	1239519-0	-	1	-	-	-		Retaining ring	Spårring	TRANS MARKED 1208449, 1208481-1208485, 1208499.	3
79	1233024-7	1	1	-	-	-	IK	O-ring inner	O-ring inre		3
80	1233025-4	1	-	-	-	-	IK	O-ring outer	O-ring yttre		3
	1239760-0	-	1	-	-	-	IK	O-ring outer	O-ring yttre		3
81	1233050-2	1	-	-	-	-	IK	Retaining ring	Spårring		3
	1233050-2	-	1	-	-	-		Retaining ring	Spårring		3
82	1233053-6	1	-	-	-	-		Piston B1	Kolv B1		4
	1239528-1	-	1	-	-	-		Piston B1	Kolv B1		4
83	1233305-0	1	-	-	-	-		Spring retainer B1	Fjäderhållare B1		4
	273489-5	-	1	-	-	-		Spring kit B1	Fjädersats B1		4
84		1	-	-	-	-	NS	• Retainer	• Hållare		
	1233049-4	-	1	-	-	-	IK	• Retaining clip	• Hållare		4
85		12	-	-	-	-	NS	• Return spring	• Returfjäder		
	1233026-2	-	12	-	-	-	IK	• Return spring	• Returfjäder	EXC TRANS 1208481, 1208482.	3
	1233026-2	-	20	-	-	-		Return spring	Returfjäder	TRANS 1208481, 1208482.	3
86	1233050-2	1	-	-	-	-		Retaining ring	Spårring		3
	1233050-2	-	1	-	-	-	IK	• Retaining ring	• Spårring		3
87		1	-	-	-	-		Steel disc B1	Stållamell B1		
	1340028-8	-	1	-	-	-		Steel disc B1	Stållamell B1		3
88	1377647-1	1	1	-	-	-	IK	Friction disc	Friktionslamell	EXC TRANS 1208449, 1208483, 1208499. (1340029)	3
	1377647-1	-	1	-	-	-		Friction disc	Friktionslamell	TRANS MARKED 1208449, 1208481-1208483, 1208485, 1208499.	3
89	1239525-7	1	1	-	-	-	IK	Pressure plate B1	Tryckplatta B1		3
90	1233024-7	1	1	-	-	-	IK	O-ring inner	O-ring inre		3
91	1233025-4	1	1	-	-	-	IK	O-ring outer	O-ring yttre		3
92	1233232-6	1	-	-	-	-	IK	Retaining ring	Spårring		3
		-	1	-	-	-	NS	Lock ring	Låsring	EXC TRANS 1208449, 1208481-1208485, 1208499.	
	1239519-0	-	1	-	-	-		Retaining ring	Spårring	TRANS MARKED 1208449, 1208481-1208485, 1208499.	3
93	1233061-9	1	1	-	-	-		Retaining ring	Spårring	BW55, AW70	3
	1239763-4	-	1	-	-	-		Retaining ring	Spårring	AW71	5
	273700-5	1	-	-	-	-		Disc kit B1	Lamellsats B1		3

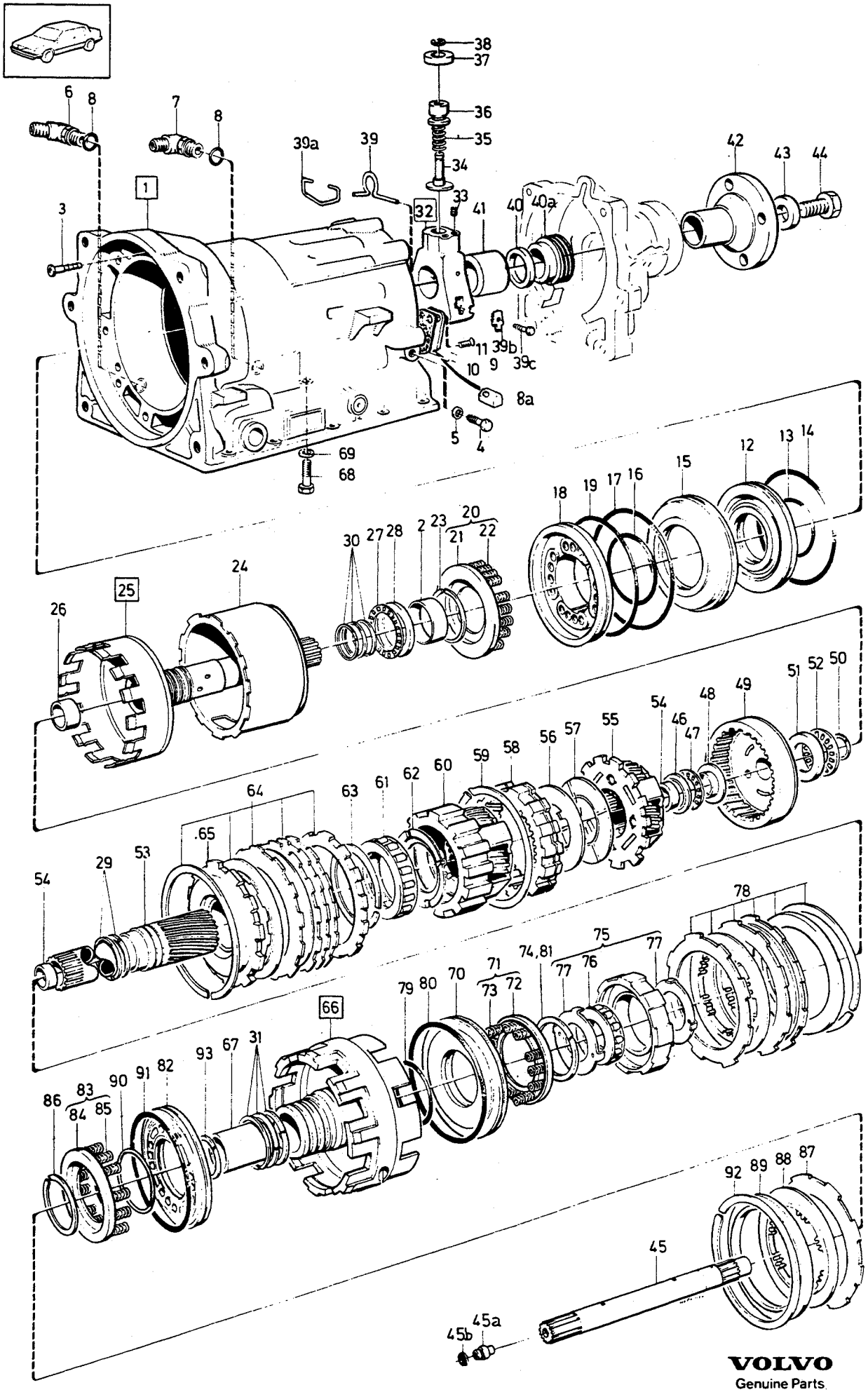

VOLVO
Genuine Parts.
PV 435 44668

A BW55
B AW70/71
C
D
E

AUTOMATIC GEARBOX, PLANETARY DRIVE AND HAUSING CENTRE WALL-OUTPUT SHAFT

AUTOMATVÄXELLÅDA, HUS MED PLANETVÄXEL, MELLANGAVEL-UTGÅENDE AXEL

BW55, AW70, AW71

Fig	Part No. Artikel nr	Quantity /Antal A	B	C	D	E	PS	Description	Benämning	Notes Anmärkning	SR
	273701-3	1	-	-	-	-		Disc kit B2	Lamellsats B2		3
	273806-0	1	-	-	-	-		Disc kit B3	Lamellsats B3	B28	3
	273807-8	1	-	-	-	-		Disc kit B3	Lamellsats B3	D24	3
	270153-0	-	1	-	-	-		Overhaul kit B0, B1, B2, B3, C0, C1, C2	Renoveringssats B0, B1, B2, B3, C0, C1, C2	AW70	3
	270154-8	-	1	-	-	-	IK	•Sealing kit	•Tätningssats	AW70	3
		-	1	-	-	-	NS	•Disc kit C0,B0	•Lamellsats C0,B0	AW70	
		-	1	-	-	-	NS	•Disc kit C2	•Lamellsats C2	AW70	
		-	1	-	-	-	NS	•Disc kit C1	•Lamellsats C1	AW70	
	270150-6	-	1	-	-	-		Overhaul kit B0, B1, B2, B3, C0, C1, C2	Renoveringssats B0, B1, B2, B3, C0, C1, C2	1) AW71	3
☆	271293-3	-	1	-	-	-	IK	•Sealing kit	•Tätningssats	(270151), AW71	3
		-	1	-	-	-	NS	•Disc kit C0, B0	•Lamellsats C0, B0	AW71	
		-	1	-	-	-	NS	•Disc kit C2	•Lamellsats C2	AW71	
		-	1	-	-	-	NS	•Disc kit C1	•Lamellsats C1	AW71	
☆	271296-6	1	-	-	-	-		Gasket kit	Packningsats	(273875)	3
	270149-8	-	1	-	-	-		Gasket kit	Packningsats		3
	273489-5	-	3	-	-	-		Spring kit B1, B2, B3	Fjädersats B1, B2, B3		4
	273420-0	1	-	-	-	-		Sealing ring kit	Tätningsringsats	BW55. SEE FIG 29,30,31	3
	(273498)	1	-	-	-	-	SP	Freewheel kit	Frihjulsats	BW55. SEE FIG 61,62,63 REPL 1 PCS 1239945-7, 1 PCS 1233089-0, 1 PCS 1233087-4.	4
	273491-1	-	1	-	-	-		Freewheel kit	Frihjulsats	AW70 SEE FIG 61, 62, 63	3
	273808-6	1	-	-	-	-		Sealing ring kit	Tätningsringsats		3
	273423-4	1	-	-	-	-		Thrust washer kit	Tryckbricksats		3

1) EXC AW71: 1208414, 1208417, 1208532, 1208533, 1208534, 1208642, 1208643.

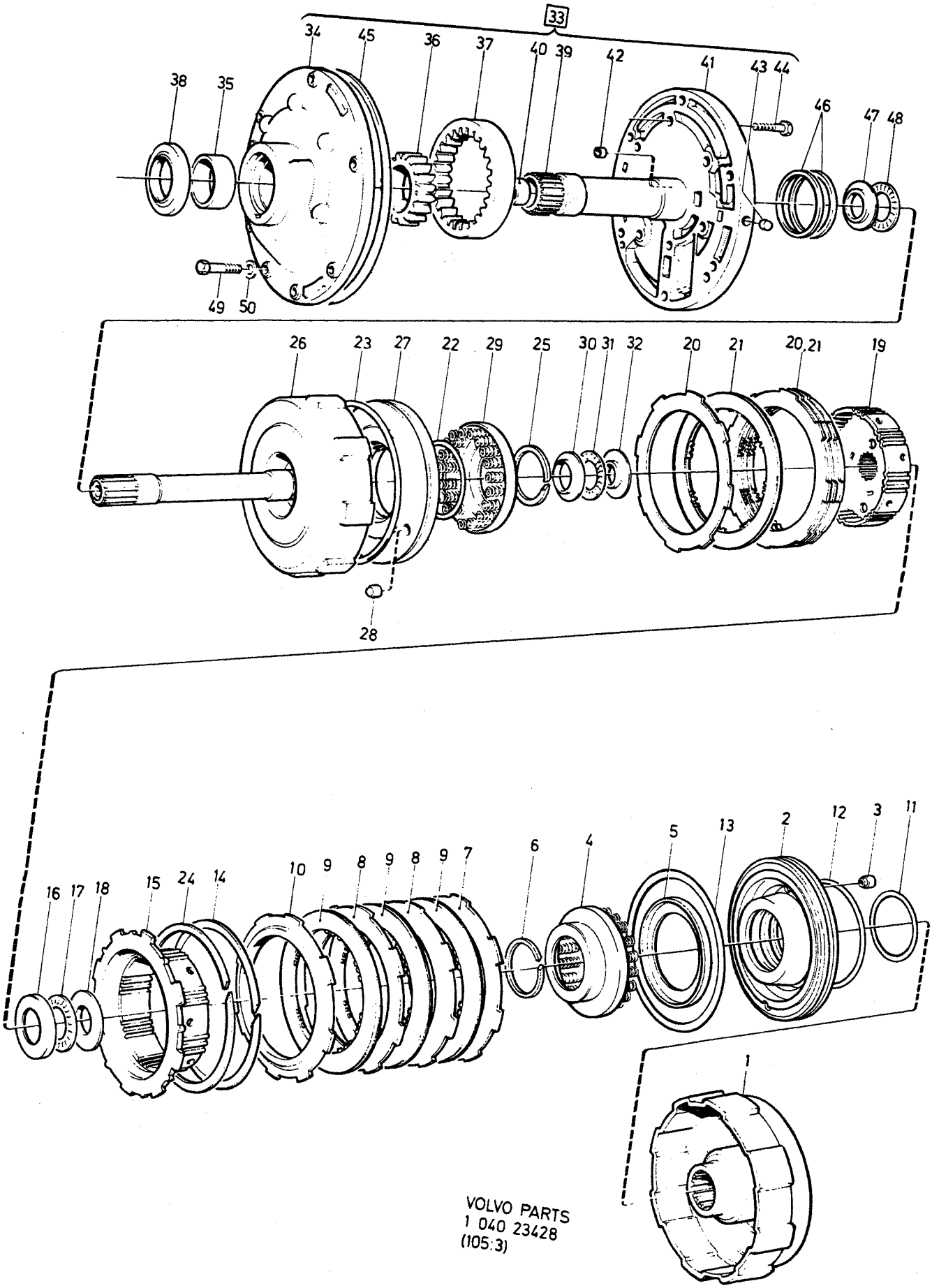

VOLVO PARTS
1 040 23428
(105:3)

A
B
C
D
E

AUTOMATIC GEARBOX
PUMP HOUSING - CLUTCH HOUSING

AUTOMATVÄXELLÅDA
PUMPHUS- KOPPLINGSHUS

BW55

Group
Grupp
43

Page
Sida
661

Fig	Part No. Artikel nr	Quantity /Antal A	B	C	D	E	PS	Description	Benämning	Notes Anmärkning	SR
1	1233233-4	1	-	-	-	-		Clutch body C2	Kopplingshus C2		5
2	1233303-5	1	-	-	-	-		Piston, rear	Kolv, bakre		4
3		2	-	-	-	-	NS	• Ball valve	• Kulventil		
4	1233301-9	1	-	-	-	-		Spring retainer	Fjäderhållare		4
		1	-	-	-	-	NS	• Retainer	• Hållare		
		18	-	-	-	-	NS	• Return spring	• Returfjäder		
5	1233302-7	1	-	-	-	-		Spring seat	Fjädersäte		4
6	1233028-8	1	-	-	-	-		Retaining ring	Spårring		3
	273415-0	1	-	-	-	-		Disc kit C2	Lamellsats C2		3
7		1	-	-	-	-	KN	• Steel disc	• Stållamell		
8		2	-	-	-	-	KN	• Steel disc	• Stållamell		
9		3	-	-	-	-	KN	• Friction disc	• Friktionslamell		
10		1	-	-	-	-	KN	• Pressure plate	• Tryckplatta		
11	1233024-7	2	-	-	-	-	IK	• O-ring	• O-ring		3
12	1233041-1	1	-	-	-	-	IK	• O-ring	• O-ring		3
13	1233025-4	1	-	-	-	-	IK	• O-ring	• O-ring		3
14	1233232-6	1	-	-	-	-	IK	• Retaining ring	• Spårring		3
15	1233231-8	1	-	-	-	-		Clutch hub C2	Kopplingsnav C2		4
16	1233035-3	1	-	-	-	-	IK	Bearing washer	Lagerbricka		3
17	1233036-1	1	-	-	-	-	IK	Needle bearing	Nållager		3
18	1233037-9	1	-	-	-	-	IK	Bearing washer	Lagerbricka		3
19	1340047-8	1	-	-	-	-		Clutch hub C1	Kopplingsnav C1		4
	274045-4	1	-	-	-	-		Disc kit C1	Lamellsats C1	B28	3
	273649-4	1	-	-	-	-		Disc kit C1	Lamellsats C1	B17, D24	3
20		4	-	-	-	-	KN	• Steel disc	• Stållamell	B28	
		3	-	-	-	-	KN	• Steel disc	• Stållamell	B17, D24	
21		4	-	-	-	-	KN	• Friction disc	• Friktionslamell	B28	
		3	-	-	-	-	KN	• Friction disc	• Friktionslamell	B17, D24	
22	1233024-7	1	-	-	-	-	IK	• O-ring inner	• O-ring inre		3
23	1233025-4	1	-	-	-	-	IK	• O-ring outer	• O-ring yttre		3
24	1233232-6	1	-	-	-	-	IK	• Retaining ring	• Spårring		3
25	1233028-8	1	-	-	-	-	IK	• Retaining ring	• Spårring	B17,D24	3
	1233028-8	1	-	-	-	-		Retaining ring	Spårring	B28	3
26	1233248-2	1	-	-	-	-		Shaft	Axel		4
								Clutch housing	Kopplingslåda		
27	1233021-3	1	-	-	-	-		Piston front	Kolv främre	TRANS MARKED 023	4
	1233255-7	1	-	-	-	-		Piston, front	Kolv, främre	TRANS MARKED 020,022	4
28		1	-	-	-	-	NS	• Ball valve	• Kulventil		
29	1233301-9	1	-	-	-	-		Spring retainer	Fjäderhållare		4
		1	-	-	-	-	NS	• Retainer	• Hållare		
		18	-	-	-	-	NS	• Spring	• Fjäder		
30	1233018-9	1	-	-	-	-	IK	Bearing washer	Lagerbricka		3
31	1233019-7	1	-	-	-	-	IK	Needle bearing	Nållager		3
32	1233031-2	1	-	-	-	-	IK	Bearing washer	Lagerbricka		3
33	1233411-6	1	-	-	-	-		Pump	Pump	D24	5
	(1233300)	1	-	-	-	-	SP	Pump	Pump	B17, B28 REPL 1 PCS 1239674-3, 1 PCS 948069-0 1 PCS 1239673-5.	5
34		1	-	-	-	-	NS	• Pump housing	• Pumphus		
35		1	-	-	-	-	NS	• Bushing	• Bussning		
36		1	-	-	-	-	NS	• Drive gear	• Drivhjul		
37		1	-	-	-	-	NS	• Trailing wheel	• Löphjul		
38	1340096-5	1	-	-	-	-	IK	• Sealing ring	• Tätningsring	(1233009)	3
39		1	-	-	-	-	NS	• Stator shaft	• Statoraxel		
40		2	-	-	-	-	NS	• Bushing	• Bussning		
41		1	-	-	-	-	NS	• Cover	• Lock		
42		1	-	-	-	-	NS	• Plug	• Propp		
43		3	-	-	-	-	NS	• Plug	• Propp		
44	955272-0	6	-	-	-	-		• Screw	• Skruv		2
45	1233016-3	1	-	-	-	-		Sealing ring	Tätningsring		3
46	1233247-4	2	-	-	-	-	IK	Sealing ring	Tätningsring		3

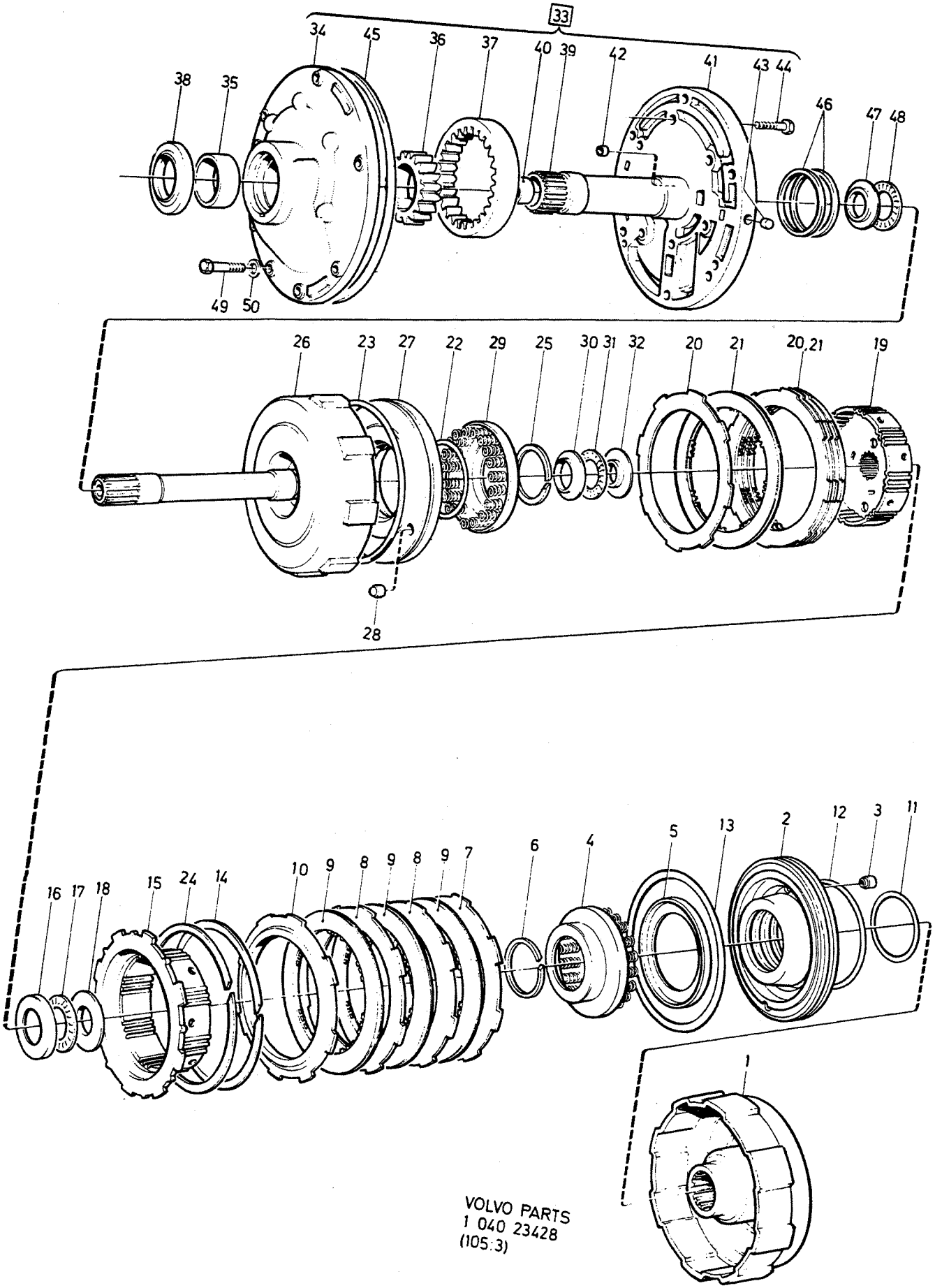

VOLVO PARTS
1 040 23428
(105:3)

A
B
C
D
E

AUTOMATIC GEARBOX — AUTOMATVÄXELLÅDA
PUMP HOUSING - CLUTCH HOUSING — PUMPHUS- KOPPLINGSHUS

BW55

Group Grupp 43

Fig	Part No. Artikel nr	Quantity /Antal A	B	C	D	E	P S	Description	Benämning	Notes Anmärkning	S R
47	1233018-9	1	-	-	-	-	IK	Bearing washer	Lagerbricka		3
48	1233019-7	1	-	-	-	-	IK	Needle bearing	Nållager		3
49	*1233226*	7	-	-	-	-	OP	Screw	Skruv		3
50	1233270-6	7	-	-	-	-		Washer	Bricka		4
		1	-	-	-	-		Sealing and O-ring kit	Tätnings- och o-ringssats	SEE **43**•659	
		1	-	-	-	-		Washer pressure adjustment .	Bricka tryckjustering	SEE **43**•659	
		1	-	-	-	-		Sealing ring kit	Tätningsringsats	SEE FIG 46	

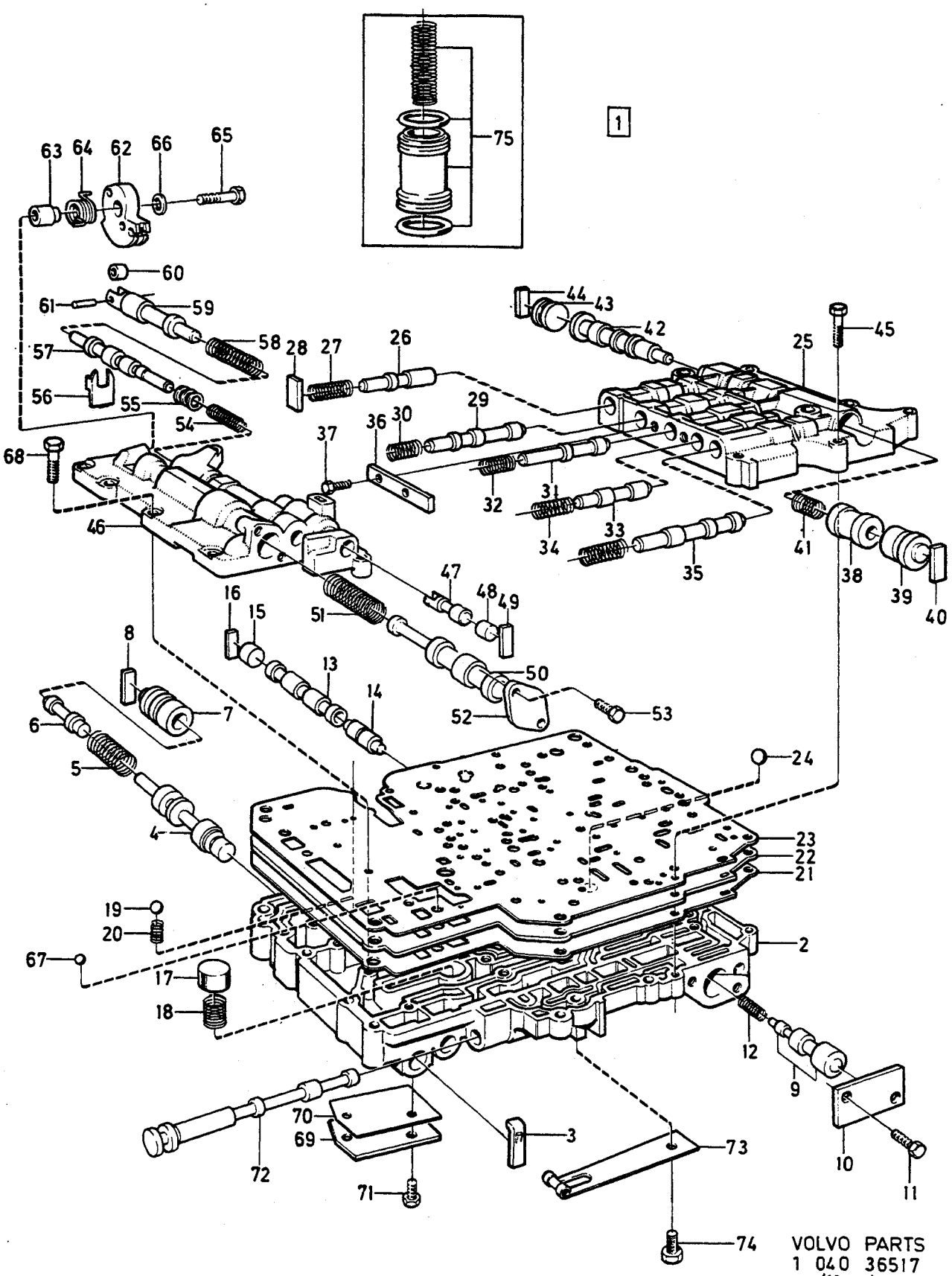

VOLVO PARTS
1 040 36517
(105:3)

A
B
C
D
E

CONTROL SYSTEM — KONTROLLSYSTEM

Group / Grupp 43

Page / Sida 665

BW55

Fig	Part No. Artikel nr	Quantity /Antal A	B	C	D	E	PS	Description	Benämning	Notes Anmärkning	SR
1	*(1233387)*	1	-	-	-	-	SP	Control system	Kontrollsystem	REPL 1 PCS 5003560-9	4
	(1233389)	1	-	-	-	-	SP	Control system	Kontrollsystem	REPL 1 PCS 5003562-5	4
2		1	-	-	-	-	NS	• Valve housing	• Ventilhus		
3		1	-	-	-	-	NS	• Retainer	• Hållare		
4		1	-	-	-	-	NS	• Primary regulator valve	• Primärreglerventil		
5	1233386-0	1	-	-	-	-	IK	• Spring	• Fjäder		3
6		1	-	-	-	-	NS	• Piston	• Kolv		
7		1	-	-	-	-	NS	• Sleeve	• Hylsa		
8		1	-	-	-	-	NS	• Retainer	• Hållare		
9	1239938-2	1	-	-	-	-		• Shift valve long 2-1	• Växlingsventil lång 2-1		3
	1239939-0	1	-	-	-	-		• Shift valve short 2-1	• Växlingsventil kort 2-1		4
10		1	-	-	-	-	NS	• Cover plate	• Täckplåt		
11	955244-9	2	-	-	-	-		• Screw	• Skruv		2
12	1233264-9	1	-	-	-	-	IK	• Spring	• Fjäder		4
13		1	-	-	-	-	NS	• Shift valve 1-2	• Växlingsventil 1-2		
14		1	-	-	-	-	NS	• Shift valve 1-2	• Växlingsventil 1-2		
15		1	-	-	-	-	NS	• Plug	• Plugg		
16		1	-	-	-	-	NS	• Retainer	• Hållare		
17		1	-	-	-	-	NS	• Overflow valve	• Överströmningsventil		
18	1233385-2	1	-	-	-	-		• Spring	• Fjäder		3
19	1377747-9	3	-	-	-	-		• Ball rubber	• Kula gummi	(1233165) O.DIA 5.56 mm	3
20	1233166-6	1	-	-	-	-	IK	• Spring	• Fjäder		3
21		1	-	-	-	-	KN	• Gasket	• Packning		
22		1	-	-	-	-	NS	• Distribution plate	• Fördelningsplåt		
23		1	-	-	-	-	KN	• Gasket	• Packning		
24	1377747-9	1	-	-	-	-		• Ball rubber	• Kula gummi	(1233165) O.DIA 5.56 mm	3
25		1	-	-	-	-	NS	• Valve housing upper, rear	• Ventilhus övre, bakre		
26		1	-	-	-	-	NS	• Detent regulator	• Spärrventil		
27	1233180-7	1	-	-	-	-	IK	• Spring	• Fjäder		3
28		1	-	-	-	-	NS	• Retainer	• Hållare		
29		1	-	-	-	-	NS	• Modulator valve hand operated 3-2	• Modulatorventil manuell 3-2		
30	1233172-4	1	-	-	-	-	IK	• Spring	• Fjäder		3
31		1	-	-	-	-	NS	• Control valve rear coupling, c2	• Styrventil bakre koppling, C2		
32	1233174-0	1	-	-	-	-	IK	• Spring	• Fjäder		3
33		1	-	-	-	-	NS	• Modulator valve	• Modulatorventil		
34	1233176-5	1	-	-	-	-	IK	• Spring yellow	• Fjäder gul		3
35		1	-	-	-	-	NS	• Modulator valve hand operated 2-1	• Modulatorventil manuell 2-1		
36		1	-	-	-	-	NS	• Cover plate	• Täckplåt		
37	955244-9	2	-	-	-	-		• Screw	• Skruv		2
38		1	-	-	-	-	NS	• Shift valve hand operated 3-2	• Växlingsventil manuell 3-2		
		1	-	-	-	-	NS	• Shift valve hand operated 3-2	• Växlingsventil manuell 3-2		
39		1	-	-	-	-	NS	• Plug	• Plugg		
40		1	-	-	-	-	NS	• Retainer	• Hållare		
41	1233286-2	1	-	-	-	-	IK	• Spring	• Fjäder		4
42		1	-	-	-	-	NS	• Shift valve 2-3	• Växlingsventil 2-3		
43		1	-	-	-	-	NS	• Plug	• Plugg		
44		1	-	-	-	-	NS	• Retainer	• Hållare		
45	940188-6	6	-	-	-	-		• Screw	• Skruv	LG 30 mm	2
	955251-4	1	-	-	-	-		• Screw	• Skruv	LG 40 mm	2
	955250-6	1	-	-	-	-		• Screw	• Skruv	LG 35 mm	2
46		1	-	-	-	-	NS	• Valve housing front	• Ventilhus främre		

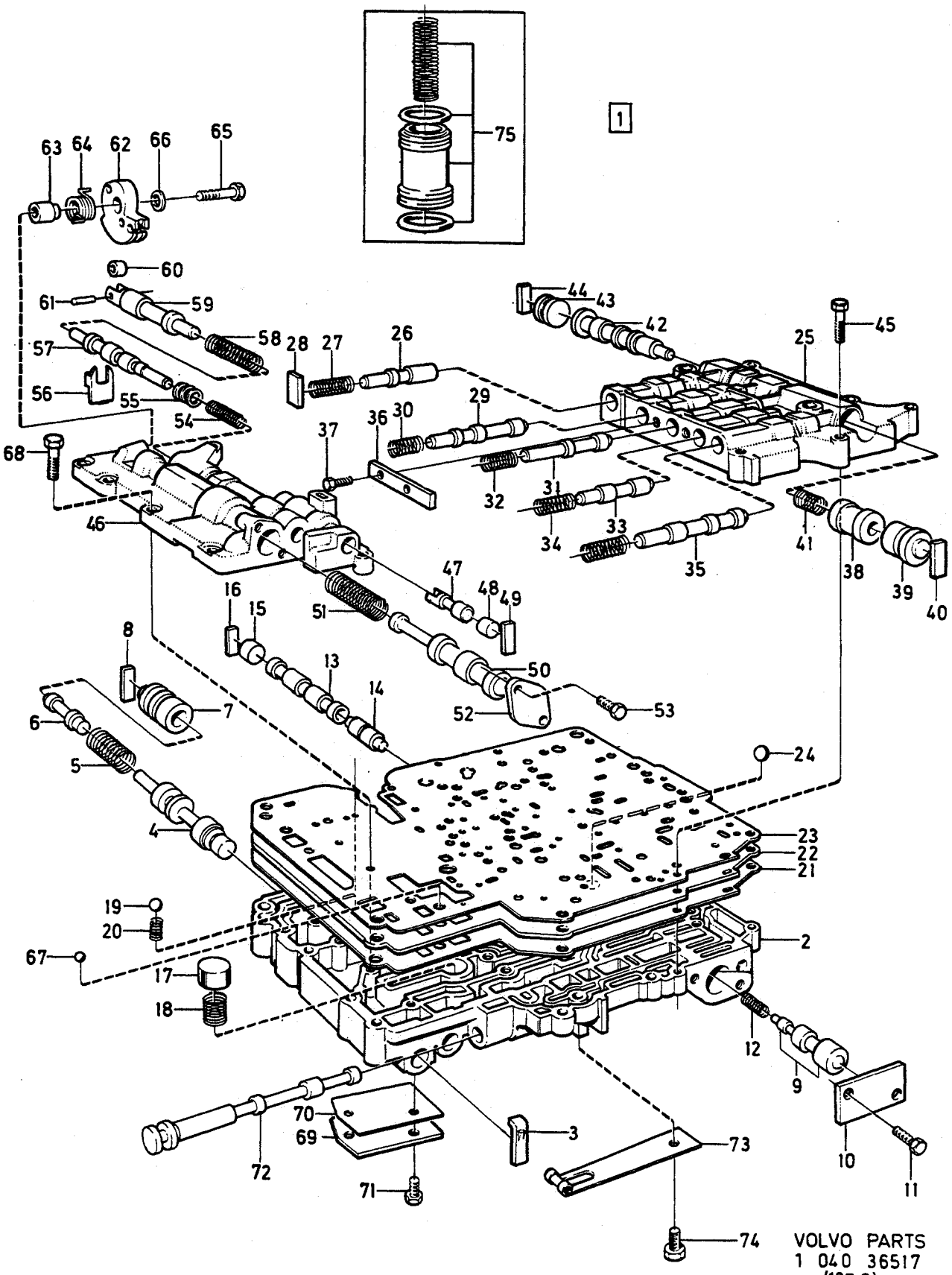

VOLVO PARTS
1 040 36517
(105:3)

A
B
C
D
E

CONTROL SYSTEM — KONTROLLSYSTEM

Group / Grupp 43

Page / Sida 667

BW55

Fig	Part No. Artikel nr	Quantity /Antal A	B	C	D	E	PS	Description	Benämning	Notes Anmärkning	SR
47		1	-	-	-	-	NS	• Valve	• Ventil		
48		1	-	-	-	-	NS	• Plug	• Plugg		
49		1	-	-	-	-	NS	• Retainer	• Hållare		
50		1	-	-	-	-	NS	• Secondary regulator valve	• Sekundärreglerventil		
51	1233386-0	1	-	-	-	-		• Spring	• Fjäder		3
52		1	-	-	-	-	NS	• Cover plate	• Täckplåt		
53	955244-9	2	-	-	-	-		• Screw	• Skruv		2
54	1233196-3	1	-	-	-	-	IK	• Spring	• Fjäder		3
55	1233198-9	X	-	-	-	-		• Adjusting washer	• Justerbricka	1)	3
56	1239569-5	1	-	-	-	-		• Stop washer	• Stoppbricka	(1233197)	3
57		1	-	-	-	-	NS	• Throttle valve	• Trottelventil		
58	1233199-7	1	-	-	-	-	IK	• Spring	• Fjäder		3
59		1	-	-	-	-	NS	• Kick-down valve	• Kick-downventil		
60		1	-	-	-	-	NS	• Roller	• Rulle		
61		1	-	-	-	-	NS	• Shaft	• Axel		
62	1233325-8	1	-	-	-	-		• Cam	• Kam	TRANS MARKED 023, 022, 041, 042	4
	1233326-6	1	-	-	-	-		• Cam	• Kam	TRANS MARKED 043,020	4
63	1233204-5	1	-	-	-	-		• Spacer sleeve	• Distanshylsa		3
64	1233205-2	1	-	-	-	-	IK	• Spring	• Fjäder		3
65	955275-3	1	-	-	-	-		• Screw	• Skruv	LG 30 mm	2
66	1233203-7	1	-	-	-	-		• Washer	• Bricka		3
67	1233207-8	1	-	-	-	-		• Ball rubber	• Kula gummi	O.DIA 8 mm	3
68	955247-2	4	-	-	-	-		• Screw	• Skruv	LG 18 mm	2
	955248-0	2	-	-	-	-		• Screw	• Skruv	LG 22 mm	2
	940188-6	1	-	-	-	-		• Screw	• Skruv	LG 28 mm	2
69		1	-	-	-	-	NS	• Cover plate	• Täckplåt		
70	1233282-1	1	-	-	-	-	IK	• Gasket	• Packning		3
71	955244-9	1	-	-	-	-		• Screw	• Skruv	LG 12 mm	2
	955253-0	1	-	-	-	-		• Screw	• Skruv	LG 50 mm	2
72		1	-	-	-	-	NS	• Gear selector valve	• Växelväljarslid		
73	1233210-2	1	-	-	-	-		• Locking spring	• Spärrfjäder		3
74	955250-6	1	-	-	-	-		• Screw	• Skruv		2
75		1	-	-	-	-		Piston	Kolv	TRANS MARKED 020 SEE 43•643	
		1	-	-	-	-		Piston	Kolv	TRANS MARKED 023, 022 SEE 43•647	
	274005-8	1	-	-	-	-		Spring kit	Fjädersats	(273426)	3
								Control system	Kontrollsystem		
		1	-	-	-	-		Gasket kit	Packningsats	SEE 43•657	

1) Maximum numbers 6 pcs. / Maximalt antal 6 st.

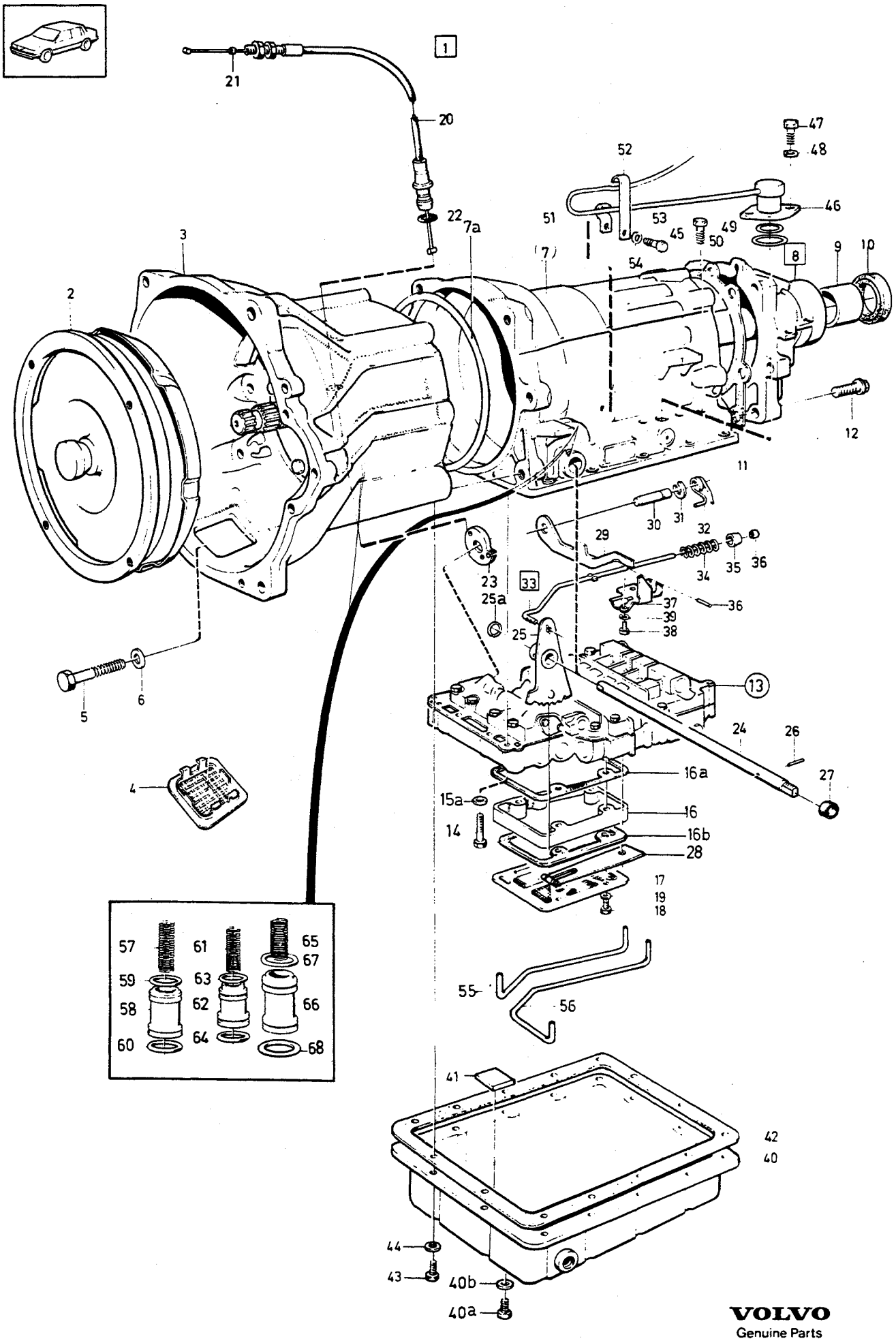

VOLVO
Genuine Parts
PV 435 44576

A	1208359
B	1208411
C	1208418
D	
E	

AUTOMATIC GEARBOX — AUTOMATVÄXELLÅDA

AW70

Group / Grupp 43

Page / Sida 669

Fig	Part No. / Artikel nr	Quantity / Antal A	B	C	D	E	PS	Description	Benämning	Notes / Anmärkning	SR
1	1208359-8	1	-	-	-	-		Automatic gearbox	Automatväxellåda		5
	1208411-7	-	1	-	-	-		Automatic gearbox	Automatväxellåda		5
	1208418-2	-	-	1	-	-		Automatic gearbox	Automatväxellåda		5
2	1239686-7	-	-	1	-	-		•Torque converter	•Momentomvandlare		4
	1239882-2	1	1	-	-	-		•Torque converter	•Momentomvandlare		4
☆ 3	3502072-6	1	1	1	-	-		•Converter housing	•Momentomvandlarkåpa	(1239977)	5
4	1233328-2	2	2	2	-	-		•Safety net	•Skyddsnät		5
5	1239691-7	4	4	4	-	-		•Screw	•Skruv	LG 118 mm	3
	1239690-9	2	2	2	-	-		•Screw	•Skruv	LG 98 mm	3
6	941908-6	4	4	4	-	-		•Spring washer	•Fjäderbricka	D1 10.5 mm	2
●	940280-1	2	2	2	-	-		•Spring washer	•Fjäderbricka	D1 13.5 mm	2
7		-	-	-	-	-	NS	•Gearbox housing	•Växellådshus		
		-	-	-	-	-		••Front planet gear pump housing - clutch housing	••Främre planetväxel- pumphus-kopplingshus	SEE 43•689	
		-	-	-	-	-		••Centre wall - planet gear - output shaft	••Mellangavel- planetväxel-utgående axel	SEE 43•651	
● ☆ 7a	6814812-1	1	1	1	-	-		•Sealing ring	•Tätningsring	(1239689)	3
8	1340097-3	1	1	1	-	-		•Housing, rear	•Hus, bakre	(1239637)	5
9	235878-6	1	1	1	-	-		••Bushing	••Bussning		3
10	235728-3	1	1	1	-	-	IK	•Sealing ring	•Tätningsring		3
☆ 11	3520331-4	1	1	1	-	-	IK	•Gasket	•Packning	(1233137)	3
12	1239883-0	4	4	4	-	-		•Screw	•Skruv		4
	1239884-8	2	2	2	-	-		•Screw	•Skruv		4
13	1233139-3	4	4	4	-	-		•Lock washer	•Låsbricka		3
14	*(1340053)*	1	-	-	-	-	SP	•Control system ••SEE 43•699	•Kontrollsystem ••SEE 43•699	NO -84GC84410 REPL 1 PCS 1340099-9	4
	1340099-9	1	-	-	-	-		•Control system ••SEE 43•705	•Kontrollsystem ••SEE 43•705	NO 84GC84411-	4
	(1239964)	-	-	1	-	-	SP	•Control system ••SEE 43•699	•Kontrollsystem ••SEE 43•699	NO -84HC82185 REPL 1 PCS 1340105-4	4
●	1340105-4	-	-	1	-	-		•Control system ••SEE 43•699	•Kontrollsystem ••SEE 43•699	NO 84HC82186-	4
	(1340036)	-	1	-	-	-	SP	•Control system ••SEE 43•699	•Kontrollsystem ••SEE 43•699	NO -84HC83185 REPL 1 PCS 1340098-1	4
●	1340098-1	-	1	-	-	-		•Control system ••SEE 43•705	•Kontrollsystem ••SEE 43•705	NO 84HC83186-	4
15	955272-0	2	2	2	-	-		•Screw	•Skruv	LG 20 mm	2
	955274-6	2	2	2	-	-		•Screw	•Skruv	LG 25 mm	2
	955275-3	5	5	5	-	-		•Screw	•Skruv	LG 30 mm	2
	955276-1	3	3	3	-	-		•Screw	•Skruv	LG 35 mm	2
	940101-9	1	1	1	-	-		•Screw	•Skruv	LG 40 mm	2
	1239826-9	1	1	1	-	-		•Screw	•Skruv	LG 47 mm	3
	955279-5	3	3	3	-	-		•Screw	•Skruv	LG 55 mm	2
15a	941906-0	17	17	17	-	-		•Spring washer	•Fjäderbricka		2
16	*(1239827)*	1	1	1	-	-	SP	•Spacer	•Mellandel	APP -1985 REPL 1 PCS 1340136-9, 1 PCS 955249-8, 1 PCS 940090-4.	5
	1340136-9	1	1	1	-	-		•Intermediate section	•Mellanstycke	APP 1986-	5
☆ 16a	3520329-8	1	1	1	-	-	IK	•Gasket	•Packning	(1239828)	2
☆ 16b	3520329-8	1	1	1	-	-	IK	•Gasket	•Packning	(1239828)	2
17	1239829-3	1	1	1	-	-		•Oil strainer	•Oljesil		5

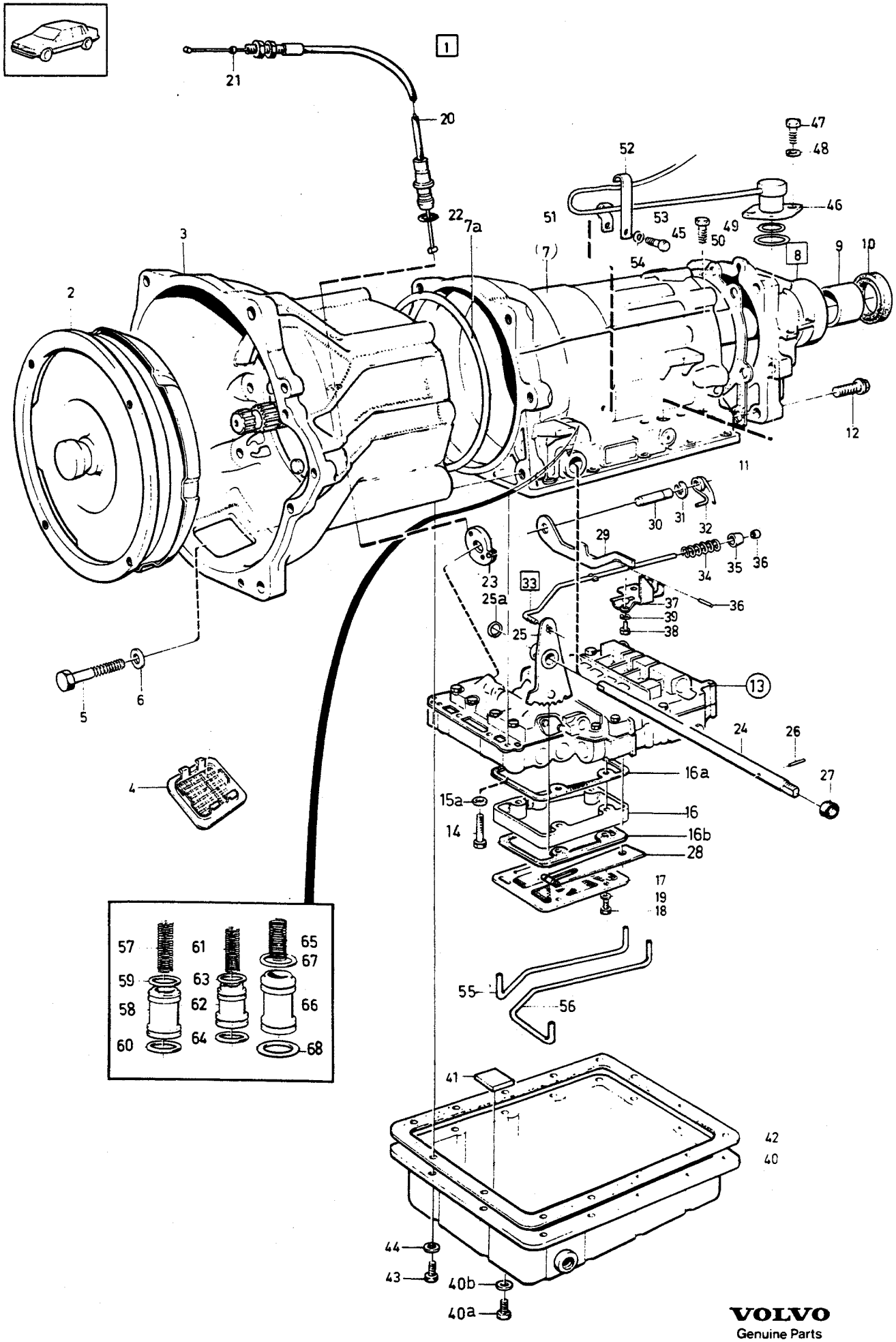

VOLVO
Genuine Parts
PV 435 44 576

A	1208359
B	1208411
C	1208418
D	
E	

AUTOMATIC GEARBOX — AUTOMATVÄXELLÅDA

AW70

Fig	Part No. Artikel nr	Quantity /Antal A	B	C	D	E	PS	Description	Benämning	Notes Anmärkning	SR
18	955248-0	5	5	5	-	-		•Screw	•Skruv	APP -1985 LG 22 mm	2
	955249-8	5	5	5	-	-		•Screw	•Skruv	APP 1986- LG 25 mm	2
19	941905-2	5	5	5	-	-		•Spring washer	•Fjäderbricka	APP -1985	2
	940090-4	5	5	5	-	-		•Washer	•Bricka	APP 1986-	2
20	1239930-9	-	1	-	-	-		•Control cable	•Reglagewire		4
	1340048-6	1	-	-	-	-		•Control cable	•Reglagewire		3
	1239932-5	-	-	1	-	-		•Control cable	•Reglagewire		4
21	1220513-4	1	1	1	-	-		•Cable stop	•Wirestopp		4
22	1233141-9	1	1	1	-	-	IK	•O-ring	•O-ring		3
23		1	1	1	-	-		•Cam	•Kam	SEE 43•703	
24	1239744-4	1	1	1	-	-		•Shaft	•Axel		4
25	1239936-6	1	1	1	-	-		•Gear selector cam	•Växelväljarkam		3
25a	1233098-1	1	1	1	-	-	IK	••Retaining ring	••Spårring		3
26	1239832-7	1	1	1	-	-		•Lock pin	•Låspinne		3
27	1233064-3	2	2	2	-	-		•Sealing ring	•Tätningsring		3
	1239658-6	1	1	1	-	-		•Sleeve	•Hylsa		4
28		1	1	1	-	-		•Locking spring	•Spärrfjäder	SEE 43•699	
29	1239880-6	1	1	1	-	-		•Parking pawl	•Parkeringsspärr		3
30	1233116-1	1	1	1	-	-		•Bearing bolt	•Lagerbult		3
31	1233117-9	1	1	1	-	-		•Retaining ring	•Spårring		3
32	1239750-1	1	1	1	-	-		•Torsion spring	•Vridfjäder		3
33	1239662-8	1	1	1	-	-		•Push rod	•Tryckstång		4
		1	1	1	-	-	NS	••Push rod	••Tryckstång		
34	1233121-1	1	1	1	-	-		••Spring	••Fjäder		4
35		1	1	1	-	-	NS	••Thrust sleeve	••Tryckhylsa		
36		1	1	1	-	-	NS	••Stop ring	••Anslagsring		
37	1239885-5	1	1	1	-	-		•Lock plate	•Låsplatta		4
38	955271-2	2	2	2	-	-		•Screw	•Skruv		2
39	941906-0	2	2	2	-	-		•Spring washer	•Fjäderbricka		2
40	1233415-7	1	1	1	-	-		•Sump	•Oljesump		4
40a	1239961-4	1	1	1	-	-		••Plug	••Plugg		2
40b	1239960-6	1	1	1	-	-		••Sealing ring	••Tätningsring		2
41	235739-0	1	1	1	-	-		•Magnet	•Magnet		4
42	1239683-4	1	1	1	-	-	IK	•Gasket	•Packning		5
43	955271-2	14	14	14	-	-		•Screw	•Skruv	(955270)	2
44	941906-0	14	14	14	-	-		•Spring washer	•Fjäderbricka		2
45		1	1	1	-	-	NS	•Plug	•Propp		
46	1239928-3	1	1	1	-	-		•Solenoid	•Solenoid	(1239679)	3
47	955294-4	2	2	2	-	-		•Screw	•Skruv	LG 16 mm	2
48	941907-8	2	2	2	-	-		•Spring washer	•Fjäderbricka		2
49	1239834-3	1	1	1	-	-	IK	•O-ring	•O-ring		3
50	1239835-0	1	1	1	-	-	IK	•O-ring	•O-ring		3
51	1239699-0	1	1	1	-	-		•Clamp	•Klamma		4
52	1239698-2	1	1	1	-	-		•Clamp	•Klamma		4
53	955268-8	1	1	1	-	-		•Screw	•Skruv	LG 10 mm	2
54	941906-0	1	1	1	-	-		•Spring washer	•Fjäderbricka		2
55	1340038-7	1	1	1	-	-		•Pipe C1	•Rör C1		3
56	1239821-0	1	1	1	-	-		•Tube B0	•Rör B0		3
57	1340035-3	1	1	-	-	-	IK	•Spring	•Fjäder		4
	1239948-1	-	-	1	-	-	IK	•Spring 2nd, B2	•Fjäder 2:an, B2		4
58	1239576-0	1	1	1	-	-		•Piston 2nd, B2	•Kolv 2:an, B2		3
59	1239577-8	1	1	1	-	-	IK	•O-ring	•O-ring		3
60	1239578-6	1	1	1	-	-	IK	•O-ring	•O-ring		3
61	1239746-9	1	1	1	-	-	IK	•Spring 3rd, C2	•Fjäder 3:an, C2		4
62	1239825-1	1	1	1	-	-		•Piston 3rd, C2	•Kolv 3:an, C2		4
63	1239581-0	1	1	1	-	-	IK	•O-ring	•O-ring		3
64	1239582-8	1	1	1	-	-	IK	•O-ring	•O-ring		3
65	1239583-6	1	1	-	-	-	IK	•Spring 1st, C1	•Fjäder 1:an, C1		4
	1239583-6	-	-	1	-	-		•Spring 3rd, C2	•Fjäder 3:an, C2	NO -85DC-80100	4
	1340060-1	-	-	1	-	-		•Spring 3rd, C2	•Fjäder 3:an, C2	NO 85DC-80101-	4

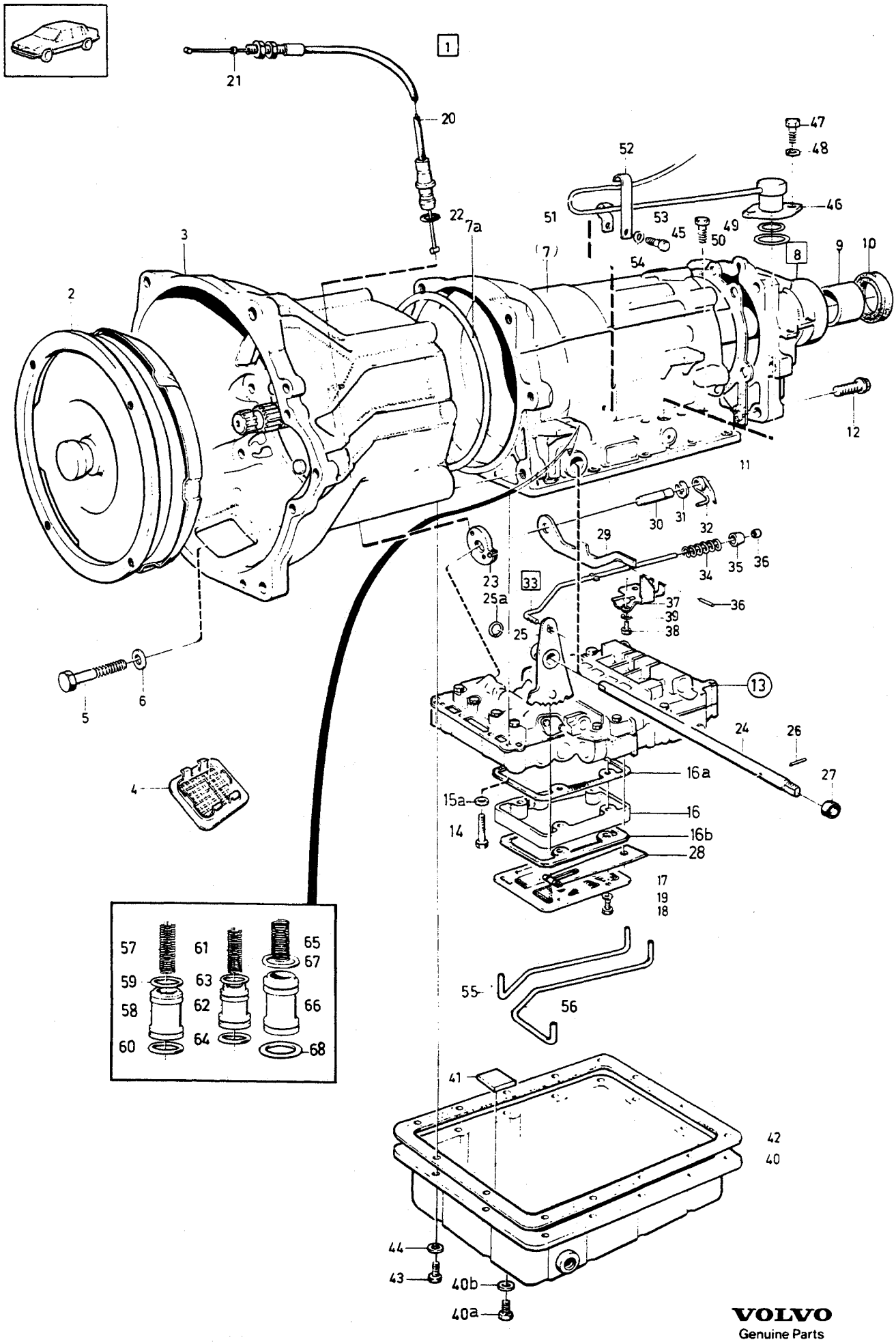

VOLVO
Genuine Parts
PV 435 44 576

A	1208359	AUTOMATIC GEARBOX AUTOMATVÄXELLÅDA	Group Grupp 43
B	1208411		
C	1208418		Page Sida 673
D			
E		AW70	

Fig	Part No. Artikel nr	Quantity /Antal A	B	C	D	E	PS	Description	Benämning	Notes Anmärkning	SR
66	1239584-4	1	1	1	-	-		•Piston 1st, C1	•Kolv 1:an, C1		4
67	1239585-1	1	1	1	-	-	IK	•O-ring	•O-ring		3
68	1239582-8	1	1	1	-	-	IK	•O-ring	•O-ring		3
		-	-	1	-	-	NS	•Spring kit accumulator plunger	•Fjädersats ackumulatorkolv ...		
		-	-	1	-	-	NS	Spring kit accumulator plunger	Fjädersats ackumulatorkolv		
		1	1	1	-	-		Sealing kit	Tätningssats	SEE 43•651	
		1	1	1	-	-		Gasket kit	Packningsats	SEE 43•651	

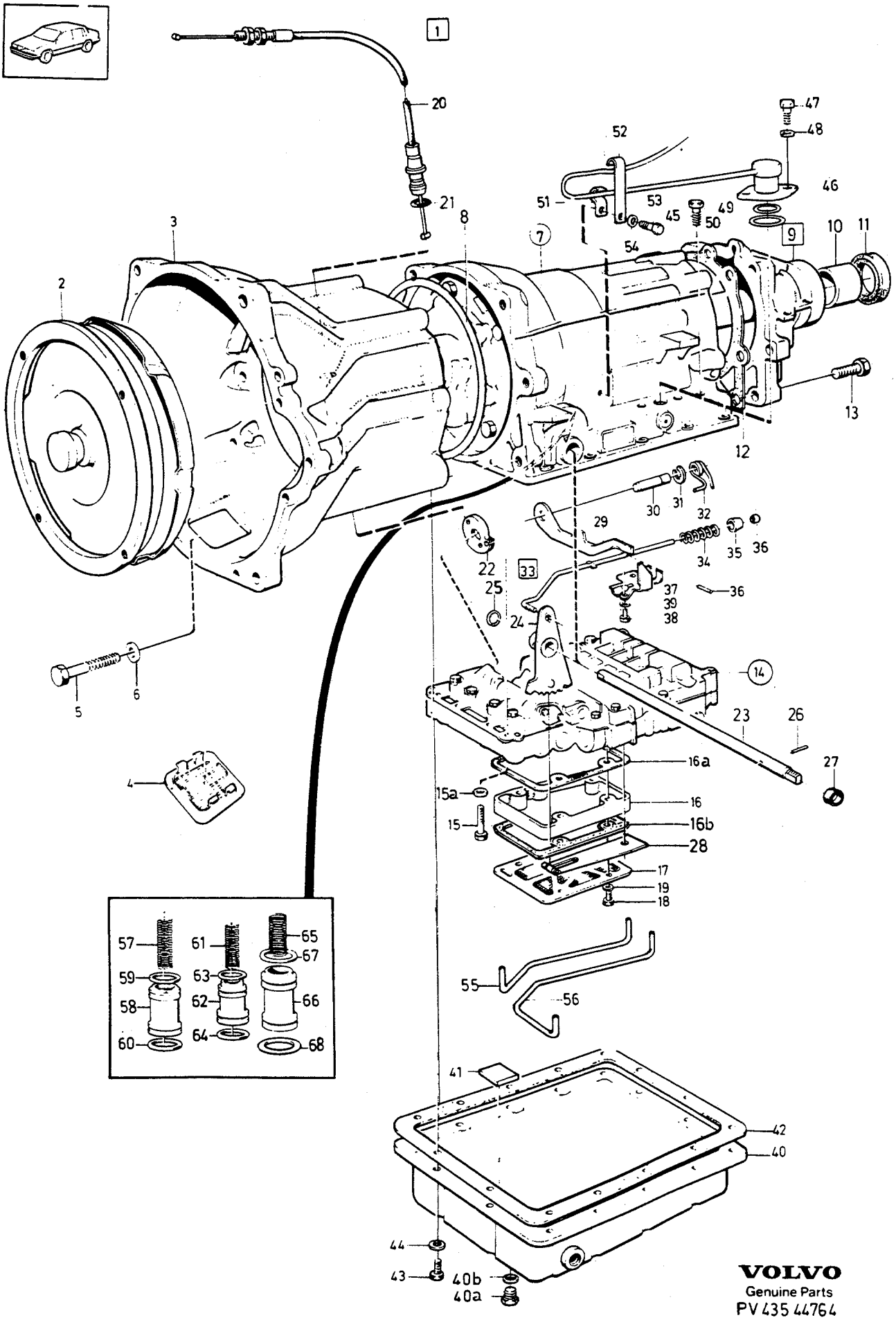

VOLVO
Genuine Parts
PV 435 44764

A	1208481
B	1208482
C	
D	
E	

AUTOMATIC GEARBOX — AUTOMATVÄXELLÅDA

AW70

Group / Grupp 43

Page / Sida 675

Fig	Part No. / Artikel nr	Quantity / Antal A	B	C	D	E	PS	Description	Benämning	Notes / Anmärkning	SR
1	*(1208481)*	1	-	-	-	-	SP	Automatic gearbox	Automatväxellåda	REPL 1 PCS 1208359-8, 1 PCS 949656-3, 1 PCS 381385-4, 1 PCS 955271-2, 1 PCS 1220234-7	
	(1208482)	-	1	-	-	-	SP	Automatic gearbox	Automatväxellåda	REPL 1 PCS 1208411-7, 1 PCS 949656-3, 1 PCS 381385-4, 1 PCS 955271-2, 1 PCS 1220234-7	
	(1208485)	-	-	1	-	-	SP	Automatic gearbox	Automatväxellåda	REPL 1 PCS 1208418-2, 1 PCS 949656-3, 1 PCS 381385-4, 1 PCS 955271-2, 1 PCS 1220234-7	
2	1239686-7	-	-	1	-	-		•Torque converter	•Momentomvandlare		4
	1239882-2	1	1	-	-	-		•Torque converter	•Momentomvandlare		4
3	3502072-6	1	1	1	-	-		•Converter housing	•Momentomvandlarkåpa	(1239977)	5
4	1233328-2	2	2	2	-	-		•Safety net	•Skyddsnät		5
5	1239691-7	4	4	4	-	-		•Screw	•Skruv	LG 118 mm	3
	1239690-9	2	2	2	-	-		•Screw	•Skruv	LG 98 mm	3
6	941908-6	4	4	4	-	-		•Spring washer	•Fjäderbricka	D1 10.5 mm	2
	940280-1	2	2	2	-	-		•Spring washer	•Fjäderbricka	D1 13.5 mm	2
7		-	-	-	-	-	NS	•Gearbox housing	•Växellådshus		
		-	-	-	-	-		••Front planet gear pump housing - clutch housing	••Främre planetväxel- pumphus-kopplingshus	SEE **43**•689	
		-	-	-	-	-		••Centre wall - planet gear - output shaft	••Mellangavel- planetväxel-utgående axel	SEE **43**•651	
☆ 8	6814812-1	1	1	1	-	-		•Sealing ring	•Tätningsring	(1239689)	3
9	1340097-3	1	1	1	-	-		•Housing, rear	•Hus, bakre	(1340123)	5
10	235878-6	1	1	1	-	-		••Bushing	••Bussning		3
11	235728-3	1	1	1	-	-	IK	•Sealing ring	•Tätningsring		3
☆ 12	3520331-4	1	1	1	-	-	IK	•Gasket	•Packning	(1233137)	3
13	1239883-0	4	4	4	-	-		•Screw	•Skruv		4
	1239884-8	2	2	2	-	-		•Screw	•Skruv		4
14	1340099-9	1	-	-	-	-		•Control system ••SEE **43**•705	•Kontrollsystem ••SEE **43**•705		4
	1340105-4	-	-	1	-	-		•Control system ••SEE **43**•705	•Kontrollsystem ••SEE **43**•705		4
	1340098-1	-	1	-	-	-		•Control system ••SEE **43**•705	•Kontrollsystem ••SEE **43**•705		4
15	955272-0	2	2	2	-	-		•Screw	•Skruv	LG 20 mm	2
	955274-6	2	2	2	-	-		•Screw	•Skruv	LG 25 mm	2
	955275-3	5	5	5	-	-		•Screw	•Skruv	LG 30 mm	2
	955276-1	3	3	3	-	-		•Screw	•Skruv	LG 35 mm	2
	940101-9	1	1	1	-	-		•Screw	•Skruv	LG 40 mm	2
	1239826-9	1	1	1	-	-		•Screw	•Skruv	LG 47 mm	3
	955279-5	3	3	3	-	-		•Screw	•Skruv	LG 55 mm	2
15a	941906-0	17	17	17	-	-		•Spring washer	•Fjäderbricka		2
16	1340136-9	1	1	1	-	-		•Intermediate section	•Mellanstycke		5
☆ 16a	3520329-8	1	1	1	-	-	IK	•Gasket	•Packning	(1239828)	2
☆ 16b	3520329-8	1	1	1	-	-	IK	•Gasket	•Packning	(1239828)	2
17	1239829-3	1	1	1	-	-		•Oil strainer	•Oljesil		5
18	955249-8	5	5	5	-	-		•Screw	•Skruv	LG 25 mm	2
19	941905-2	5	5	5	-	-		•Spring washer	•Fjäderbricka		2
20	1239930-9	-	1	-	-	-		•Control cable	•Reglagewire		4
	1340048-6	1	-	-	-	-		•Control cable	•Reglagewire		3
	1239932-5	-	-	1	-	-		•Control cable	•Reglagewire		4
21	1233141-9	1	1	1	-	-	IK	•O-ring	•O-ring		3

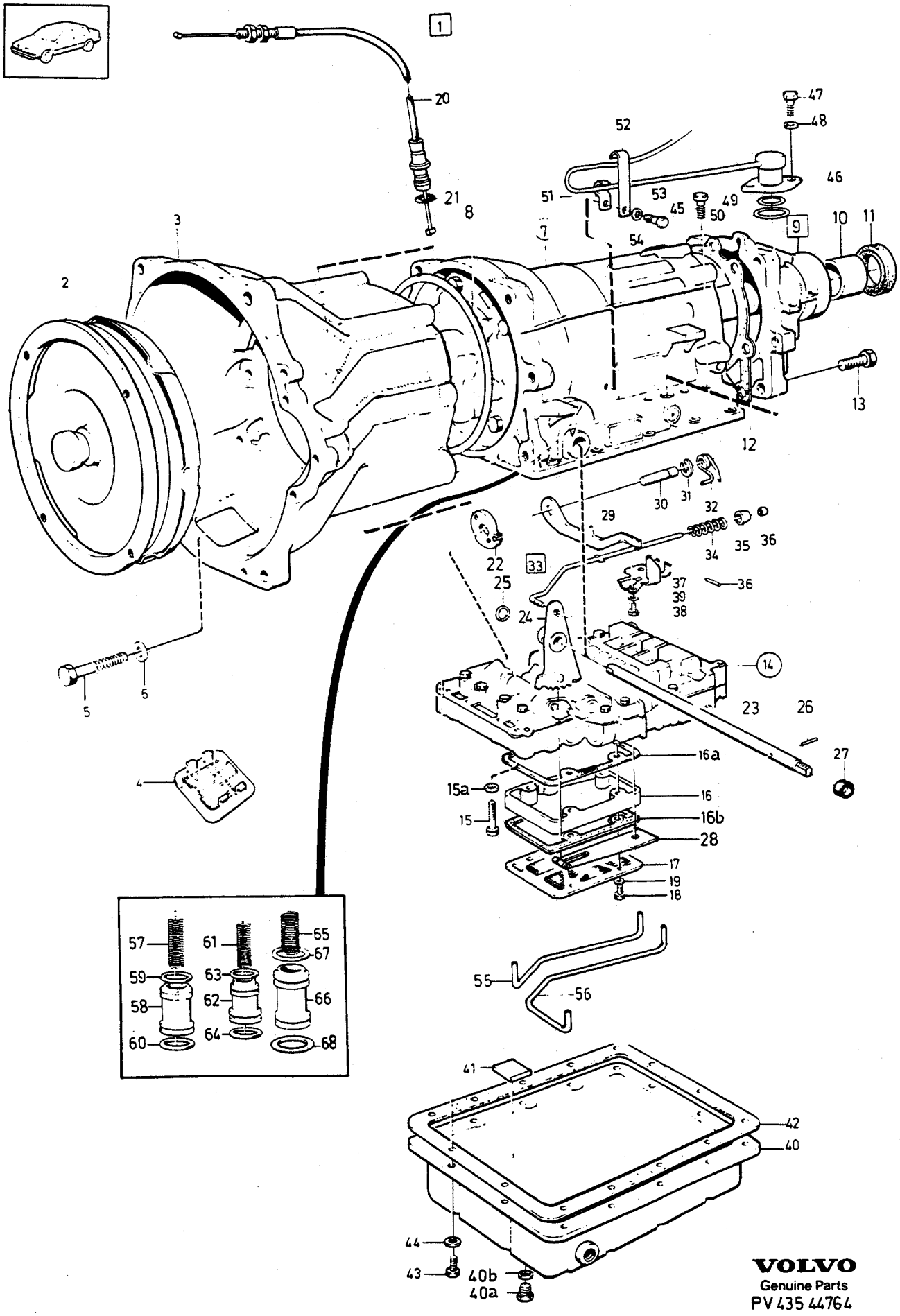

VOLVO
Genuine Parts
PV 435 44764

A	1208481
B	1208482
C	
D	
E	

AUTOMATIC GEARBOX — AUTOMATVÄXELLÅDA

AW70

Group / Grupp 43

Page / Sida 677

Fig	Part No. Artikel nr	Quantity /Antal A	B	C	D	E	P S	Description	Benämning	Notes Anmärkning	S R
22		1	1	1	-	-		•Cam	•Kam	SEE **43**•705	
23	1239744-4	1	1	1	-	-		•Shaft	•Axel		4
24	1239936-6	1	1	1	-	-		•Gear selector cam	•Växelväljarkam		3
25	1233098-1	1	1	1	-	-	IK	••Retaining ring	••Spårring		3
26	1239832-7	1	1	1	-	-		•Lock pin	•Låspinne		3
27	1233064-3	2	2	2	-	-		•Sealing ring	•Tätningsring		3
	1239658-6	1	1	1	-	-		•Sleeve	•Hylsa		4
28		1	1	1	-	-		•Locking spring	•Spärrfjäder	SEE **43**•705	
29	1239880-6	1	1	1	-	-		•Parking pawl	•Parkeringsspärr		3
30	1233116-1	1	1	1	-	-		•Bearing bolt	•Lagerbult		3
31	1233117-9	1	1	1	-	-		•Retaining ring	•Spårring		3
32	1239750-1	1	1	1	-	-		•Torsion spring	•Vridfjäder		3
33	1239662-8	1	1	1	-	-		•Push rod	•Tryckstång		4
		1	1	1	-	-	NS	••Push rod	••Tryckstång		
34	1233121-1	1	1	1	-	-		••Spring	••Fjäder		4
35		1	1	1	-	-	NS	••Thrust sleeve	••Tryckhylsa		
36		1	1	1	-	-	NS	••Stop ring	••Anslagsring		
37	1239885-5	1	1	1	-	-		•Lock plate	•Låsplatta		4
38	955271-2	2	2	2	-	-		•Screw	•Skruv		2
39	941906-0	2	2	2	-	-		•Spring washer	•Fjäderbricka		2
40	1233415-7	1	1	1	-	-		•Sump	•Oljesump		4
40a	1239961-4	1	1	1	-	-		••Plug	••Plugg		2
40b	1239960-6	1	1	1	-	-	IK	••Sealing ring	••Tätningsring		2
41	235739-0	1	1	1	-	-		•Magnet	•Magnet		4
42	1239683-4	1	1	1	-	-	IK	•Gasket	•Packning		5
43	955271-2	14	14	14	-	-		•Screw	•Skruv	(955270)	2
44	941906-0	14	14	14	-	-		•Spring washer	•Fjäderbricka		2
45		1	1	1	-	-	NS	•Plug	•Propp		
46	1239928-3	1	1	1	-	-		•Solenoid	•Solenoid		3
47	955294-4	2	2	2	-	-		•Screw	•Skruv	LG 16 mm	2
48	941907-8	2	2	2	-	-		•Spring washer	•Fjäderbricka		2
49	1239834-3	1	1	1	-	-	IK	•O-ring	•O-ring		3
50	1239835-0	1	1	1	-	-	IK	•O-ring	•O-ring		3
51	1239699-0	1	1	1	-	-		•Clamp	•Klamma		4
52	1239698-2	1	1	1	-	-		•Clamp	•Klamma		4
53	955268-8	1	1	1	-	-		•Screw	•Skruv	LG 10 mm	2
54	941906-0	1	1	1	-	-		•Spring washer	•Fjäderbricka		2
55	1340038-7	1	1	1	-	-		•Pipe C1	•Rör C1		3
56	1239821-0	1	1	1	-	-		•Tube B0	•Rör B0		3
57	1340035-3	1	1	-	-	-	IK	•Spring	•Fjäder		4
	1239948-1	-	-	1	-	-	IK	•Spring 2nd, B2	•Fjäder 2:an, B2		4
58	1239576-0	1	-	1	-	-		•Piston 2nd, B2	•Kolv 2:an, B2		3
	1239823-6	-	1	-	-	-		•Piston 2nd, B2	•Kolv 2:an, B2		4
59	1239577-8	1	1	1	-	-	IK	•O-ring	•O-ring		3
60	1239578-6	1	1	1	-	-	IK	•O-ring	•O-ring		3
61	1239746-9	1	1	1	-	-	IK	•Spring 3rd, C2	•Fjäder 3:an, C2		4
62	1239825-1	1	1	1	-	-		•Piston 3rd, C2	•Kolv 3:an, C2		4
63	1239581-0	1	1	1	-	-	IK	•O-ring	•O-ring		3
64	1239582-8	1	1	1	-	-	IK	•O-ring	•O-ring		3
65	1239583-6	1	1	-	-	-	IK	•Spring 1st, C1	•Fjäder 1:an, C1		4
	1340060-1	-	-	1	-	-		•Spring 3rd, C2	•Fjäder 3:an, C2		4
66	1239584-4	1	1	1	-	-		•Piston 1st, C1	•Kolv 1:an, C1		4
67	1239585-1	1	1	1	-	-	IK	•O-ring	•O-ring		3
68	1239582-8	1	1	1	-	-	IK	•O-ring	•O-ring		3
		1	1	-	-	-	NS	Spring kit accumulator plunger	Fjädersats ackumulatorkolv		
		-	-	1	-	-	NS	Spring kit accumulator plunger	Fjädersats ackumulatorkolv		
		1	1	1	-	-		Sealing kit	Tätningssats	SEE **43**•651	
		1	1	1	-	-		Gasket kit	Packningsats	SEE **43**•651	

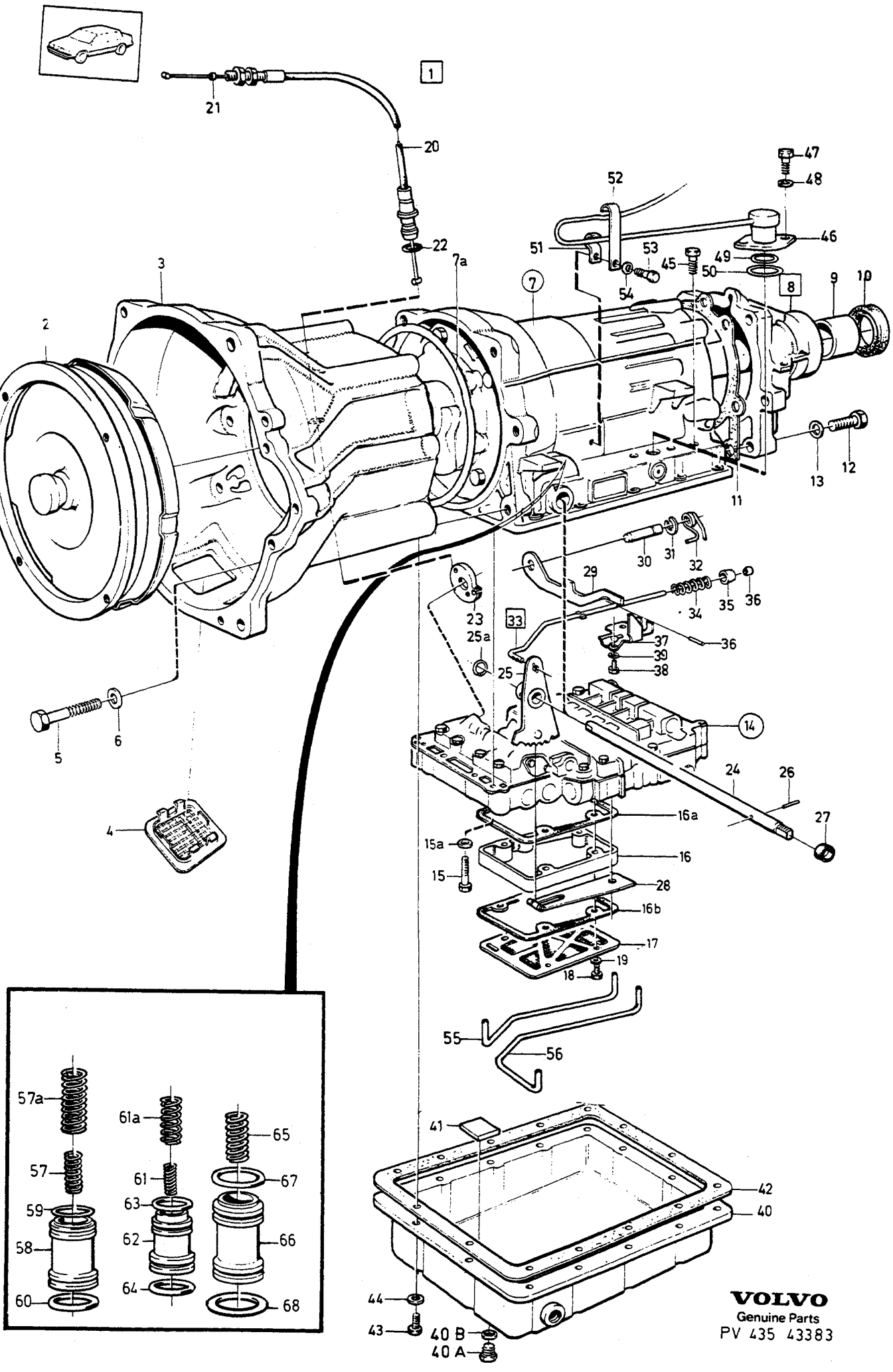

VOLVO
Genuine Parts
PV 435 43383

A	1208412
B	1208413
C	1208414
D	1208223
E	1208449

AUTOMATIC GEARBOX — AUTOMATVÄXELLÅDA

AW71

Group / Grupp 43

Page / Sida 679

Fig	Part No. / Artikel nr	Quantity / Antal A	B	C	D	E	PS	Description	Benämning	Notes / Anmärkning	SR
1	1208412-5	1	-	-	-	-		Automatic gearbox	Automatväxellåda		5
	1208413-3	-	1	-	-	-		Automatic gearbox	Automatväxellåda		5
	1208414-1	-	-	1	-	-		Automatic gearbox	Automatväxellåda		5
	1208223-6	-	-	-	1	-		Automatic gearbox	Automatväxellåda		5
	1208449-7	-	-	-	-	1		Automatic gearbox	Automatväxellåda		5
2	1239686-7	-	1	-	-	-		•Torque converter	•Momentomvandlare		4
	1239882-2	1	-	1	-	1		•Torque converter	•Momentomvandlare		4
	1239685-9	-	-	-	1	-		•Torque converter	•Momentomvandlare		4
☆ 3	3502072-6	1	1	1	-	-		•Converter housing	•Momentomvandlarkåpa	(1239977)	5
☆	1340133-6	-	-	-	1	-		•Converter housing	•Momentomvandlarkåpa	(1239687)	5
	1340052-8	-	-	-	-	1		•Converter housing	•Momentomvandlarkåpa		5
4	1233328-2	2	2	2	2	2		•Safety net	•Skyddsnät		5
5	1239691-7	4	4	4	4	4		•Screw	•Skruv	LG 118 mm	3
	1239690-9	2	2	2	2	2		•Screw	•Skruv	LG 98 mm	3
6	941908-6	4	4	4	4	4		•Spring washer	•Fjäderbricka	D1 10.5 mm	2
	940280-1	2	2	2	2	2		•Spring washer	•Fjäderbricka	D1 13.5 mm	2
7		-	-	-	-	-	NS	•Gearbox housing	•Växellådshus		
		-	-	-	-	-		••Front planet gear pump housing - clutch housing	••Främre planetväxel- pumphus-kopplingshus	SEE 43•689	
		-	-	-	-	-		••Centre wall - planet gear - output shaft	••Mellangavel- planetväxel- utgående axel	SEE 43•651	
☆ 7a	6814812-1	1	1	1	1	1		•Sealing ring	•Tätningsring	(1239689)	3
8	1340097-3	1	1	1	-	1		•Housing, rear	•Hus, bakre	(1239637)	5
	1340097-3	-	-	-	1	-		•Housing, rear	•Hus, bakre		5
9	235878-6	1	1	1	-	1		••Bushing	••Bussning		3
10	235728-3	1	1	1	1	1	IK	•Sealing ring	•Tätningsring		3
☆ 11	3520331-4	1	1	1	1	1	IK	•Gasket	•Packning	(1233137)	3
12	1239883-0	4	4	4	4	4		•Screw	•Skruv		4
	1239884-8	2	2	2	2	2	IK	•Screw	•Skruv		4
13	1233139-3	4	4	4	4	-		•Lock washer	•Låsbricka		3
14	*(1340032)*	1	-	-	-	-	SP	•Control system ••SEE 43•711	•Kontrollsystem ••SEE 43•711	NO -84HF82100	4
										REPL 1 PCS 1340104-7	
	1340104-7	1	-	-	-	-		•Control system ••SEE 43•717	•Kontrollsystem ••SEE 43•717	NO 84HF82101-	4
	(1239975)	-	1	-	-	-	SP	•Control system ••SEE 43•711	•Kontrollsystem ••SEE 43•711	NO -84GF82700	4
										REPL 1 PCS 1340102-1	
	1340102-1	-	1	-	-	-		•Control system ••SEE 43•717	•Kontrollsystem ••SEE 43•717	NO 84GF82701-	4
	(1340030)	-	-	1	-	-	SP	•Control system ••SEE 43•711	•Kontrollsystem ••SEE 43•711	NO -84HF82680	4
										REPL 1 PCS 1340103-9	
	1340103-9	-	-	1	-	-		•Control system ••SEE 43•717	•Kontrollsystem ••SEE 43•717	NO 84HF82681-	4
	1340101-3	-	-	-	1	-		•Control system ••SEE 43•717	•Kontrollsystem ••SEE 43•717		4
	3502154-2	-	-	-	-	1		•Control system ••SEE 43•717	•Kontrollsystem ••SEE 43•717		4
15	955272-0	2	2	2	2	2		•Screw	•Skruv	LG 20 mm	2
	955274-6	2	2	2	2	2		•Screw	•Skruv	LG 25 mm	2
	955275-3	5	5	5	5	5		•Screw	•Skruv	LG 30 mm	2
	955276-1	3	3	3	3	3		•Screw	•Skruv	LG 35 mm	2

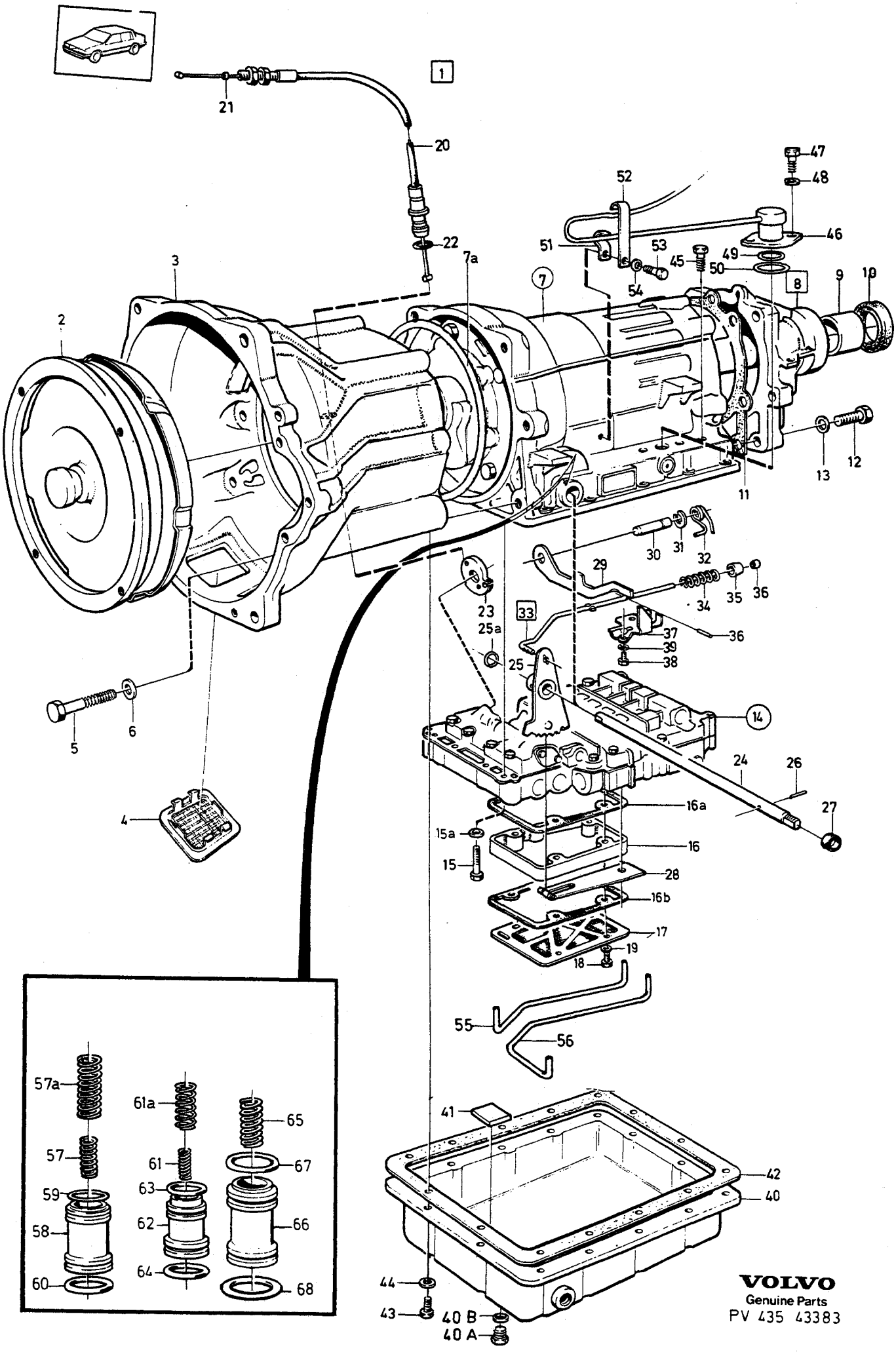

VOLVO
Genuine Parts
PV 435 43383

A	1208412
B	1208413
C	1208414
D	1208223
E	1208449

AUTOMATIC GEARBOX — AUTOMATVÄXELLÅDA

AW71

Group / Grupp 43

Page / Sida 681

Fig	Part No. / Artikel nr	Quantity / Antal A	B	C	D	E	PS	Description	Benämning	Notes / Anmärkning	SR
	940101-9	1	1	1	1	1		• Screw	• Skruv	LG 40 mm	2
	1239826-9	1	1	1	1	1		• Screw	• Skruv	LG 47 mm	3
	955279-5	3	3	3	3	3		• Screw	• Skruv	LG 55 mm	2
15a	941906-0	17	17	17	17	17		• Spring washer	• Fjäderbricka		2
16	*(1239827)*	1	1	1	1	-	SP	• Spacer	• Mellandel	APP -1985 REPL 1 PCS 1340136-9, 1 PCS 955249-8, 1 PCS 940090-4.	5
	1340136-9	1	1	1	1	1		• Intermediate section	• Mellanstycke	APP 1986-	5
☆ 16a	3520329-8	1	1	1	1	1	IK	• Gasket	• Packning	(1239828)	2
☆ 16b	3520329-8	1	1	1	1	1		• Gasket	• Packning	(1239828)	2
17	1239829-3	1	1	1	1	1		• Oil strainer	• Oljesil		5
18	955248-0	5	5	5	5	-		• Screw	• Skruv	APP -1985 LG 22 mm	2
	955249-8	5	5	5	5	5		• Screw	• Skruv	APP 1986- LG 25 mm	2
19	941905-2	5	5	5	5	5		• Spring washer	• Fjäderbricka	APP -1985	2
	940090-4	5	5	5	5	5		• Washer	• Bricka	APP 1986-	2
20	1239930-9	-	1	1	-	-		• Control cable	• Reglagewire		4
	1239934-1	1	-	-	-	-		• Control cable	• Reglagewire		4
	1239933-3	-	-	-	1	-		• Control cable	• Reglagewire		4
	1340048-6	-	-	-	-	1		• Control cable	• Reglagewire		3
21	1220513-4	1	1	1	-	-		• Cable stop	• Wirestopp		4
22	1233141-9	1	1	1	1	1	IK	• O-ring	• O-ring		3
23		1	1	1	1	1		• Cam	• Kam	SEE 43 • 703	
24	1239744-4	1	1	1	1	1		• Shaft	• Axel		4
25	1239936-6	1	1	1	1	1		• Gear selector cam	• Växelväljarkam		3
25a	1233098-1	1	1	1	1	1	IK	• • Retaining ring	• • Spårring		3
26	1239832-7	1	1	1	1	1		• Lock pin	• Låspinne		3
27	1233064-3	2	2	2	2	2		• Sealing ring	• Tätningsring		3
	1239658-6	1	1	1	1	1		• Sleeve	• Hylsa		4
28		1	1	1	1	1		• Locking spring	• Spärrfjäder	SEE 43 • 699	
29	1239880-6	1	1	1	1	1		• Parking pawl	• Parkeringsspärr		3
30	1233116-1	1	1	1	1	1		• Bearing bolt	• Lagerbult		3
31	1233117-9	1	1	1	1	1		• Retaining ring	• Spårring		3
32	1239750-1	1	1	1	1	1		• Torsion spring	• Vridfjäder		3
33	1239662-8	1	1	1	1	1		• Push rod	• Tryckstång		4
		1	1	1	1	1		• • Push rod	• • Tryckstång		
34	1233121-1	1	1	1	1	1		• • Spring	• • Fjäder		4
35		1	1	1	1	1	NS	• • Thrust sleeve	• • Tryckhylsa		
36		1	1	1	1	1	NS	• • Stop ring	• • Anslagsring		
37	1239885-5	1	1	1	1	1		• Lock plate	• Låsplatta		4
38	955271-2	2	2	2	2	2		• Screw	• Skruv		2
39	941906-0	2	2	2	2	2		• Spring washer	• Fjäderbricka		2
40	1233415-7	1	1	1	1	1		• Sump	• Oljesump		4
40a	1239961-4	1	1	1	1	1		• • Plug	• • Plugg		2
40b	1239960-6	1	1	1	1	1		• • Sealing ring	• • Tätningsring		2
41	235739-0	1	1	1	1	1		• Magnet	• Magnet		4
42	1239683-4	1	1	1	1	1	IK	• Gasket	• Packning		5
43	955271-2	14	14	14	14	14		• Screw	• Skruv	(955270)	2
44	941906-0	14	14	14	14	14		• Spring washer	• Fjäderbricka		2
45		1	1	1	1	1	NS	• Plug	• Propp		
46	1239928-3	1	1	1	-	1		• Solenoid	• Solenoid		3
	1239680-0	-	-	-	1	-		• Solenoid	• Solenoid		3
47	955294-4	2	2	2	2	2		• Screw	• Skruv	LG 16 mm	2
48	941907-8	2	2	2	2	2		• Spring washer	• Fjäderbricka		2
49	1239834-3	1	1	1	1	1	IK	• O-ring	• O-ring		3
50	1239835-0	1	1	1	1	1	IK	• O-ring	• O-ring		3
51	1239699-0	1	1	1	1	1		• Clamp	• Klamma		4
52	1239698-2	1	1	1	1	1		• Clamp	• Klamma		4
53	955268-8	1	1	1	1	1		• Screw	• Skruv	LG 10 mm	2
54	941906-0	1	1	1	1	1		• Spring washer	• Fjäderbricka		2

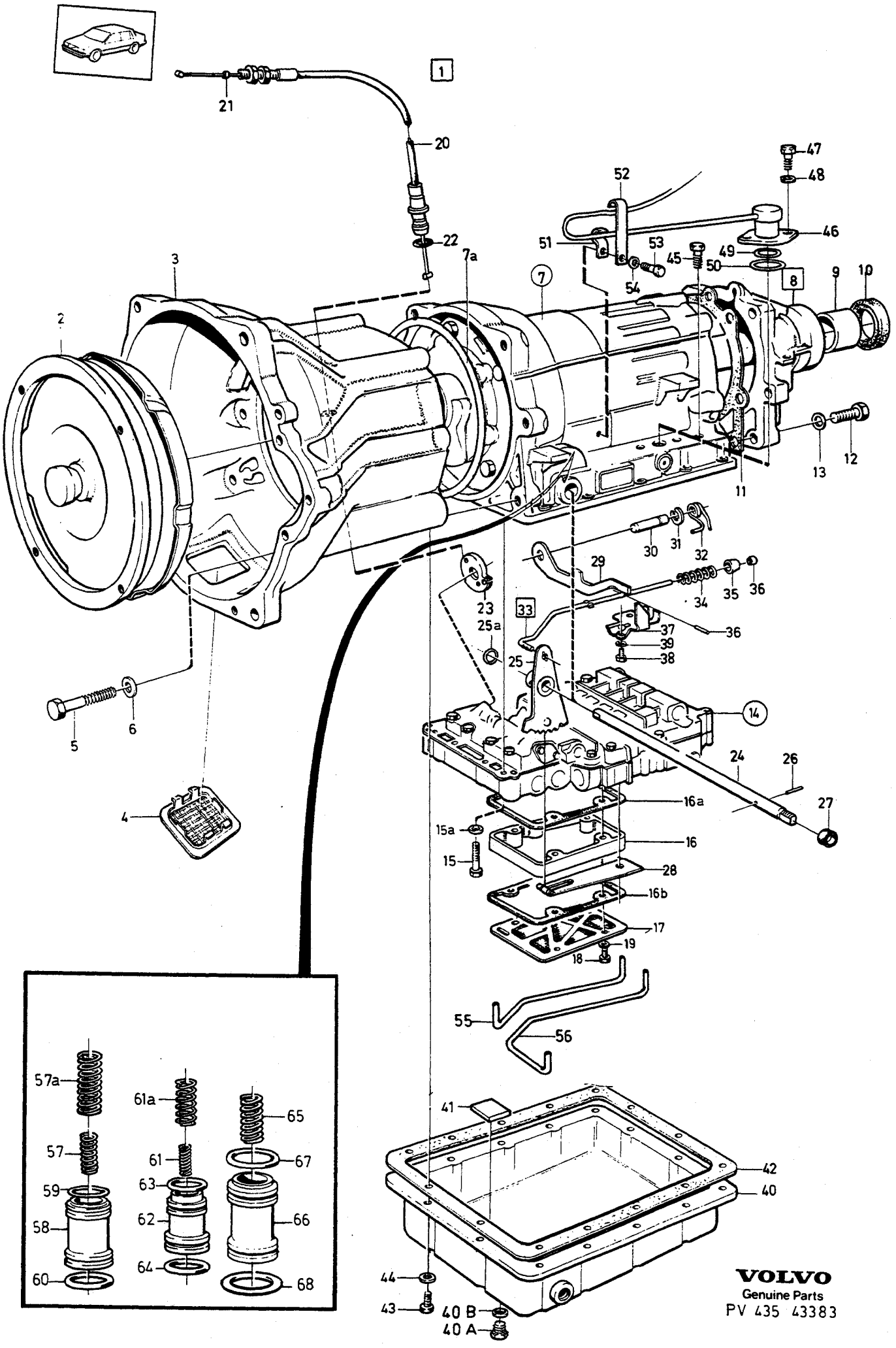

VOLVO
Genuine Parts
PV 435 43383

A	1208412
B	1208413
C	1208414
D	1208223
E	1208449

AUTOMATIC GEARBOX AUTOMATVÄXELLÅDA

AW71

Group Grupp 43

Page Sida 683

Fig	Part No. Artikel nr	Quantity /Antal A	B	C	D	E	PS	Description	Benämning	Notes Anmärkning	SR
55	1340038-7	1	1	1	1	1		• Pipe C1	• Rör C1		3
56	1239821-0	1	1	1	1	1		• Tube B0	• Rör B0		3
57	1340035-3	-	-	1	-	-		• Spring	• Fjäder		4
	1239952-3	1	1	-	-	-		• Spring 2nd, B2	• Fjäder 2:an, B2		4
	1239822-8	-	-	-	1	-		• Spring 2nd, B2	• Fjäder 2:an, B2		4
	1340131-0	-	-	-	-	1		• Spring 2nd, B2	• Fjäder 2:an, B2		4
57a	3502156-7	-	-	-	-	1		• Spring 2nd, B2	• Fjäder 2:an, B2		4
58	1239823-6	1	1	1	1	-		• Piston 2nd, B2	• Kolv 2:an, B2		4
	1340127-8	-	-	-	-	1		• Piston 2nd, B2	• Kolv 2:an, B2		4
59	1239577-8	1	1	1	1	1	IK	• O-ring	• O-ring		3
60	1239578-6	1	1	1	1	1	IK	• O-ring	• O-ring		3
61	1239824-4	-	1	-	-	-	IK	• Spring 3rd, C2	• Fjäder 3:an, C2		4
	1340041-1	1	-	1	-	-		• Spring 3rd, C2	• Fjäder 3:an, C2		4
	1239926-7	-	-	-	1	-		• Spring 3rd, C2	• Fjäder 3:an, C2		4
	1340062-7	-	-	-	-	1		• Spring 3rd, C2	• Fjäder 3:an, C2		4
61a	1340128-6	-	-	-	-	1		• Spring	• Fjäder		4
62	1239825-1	1	1	1	1	-		• Piston 3rd, C2	• Kolv 3:an, C2		4
	1340064-3	-	-	-	-	1		• Piston 3rd, C2	• Kolv 3:an, C2		4
63	1239581-0	1	1	1	1	1	IK	• O-ring	• O-ring		3
64	1239582-8	1	1	1	1	1	IK	• O-ring	• O-ring		3
65	1239953-1	1	1	1	1	-	IK	• Spring 1st, C1	• Fjäder 1:an, C1		4
	1340060-1	-	-	-	-	1		• Spring 1st, C1	• Fjäder 1:an, C1		4
66	1239584-4	1	1	1	1	1		• Piston 1st, C1	• Kolv 1:an, C1		4
67	1239585-1	1	1	1	1	1	IK	• O-ring	• O-ring		3
68	1239582-8	1	1	1	1	1	IK	• O-ring	• O-ring		3
		1	1	1	1	-		Sealing kit	Tätningssats	SEE 43 • 651	
		1	1	1	1	-		Gasket kit	Packningsats	SEE 43 • 651	

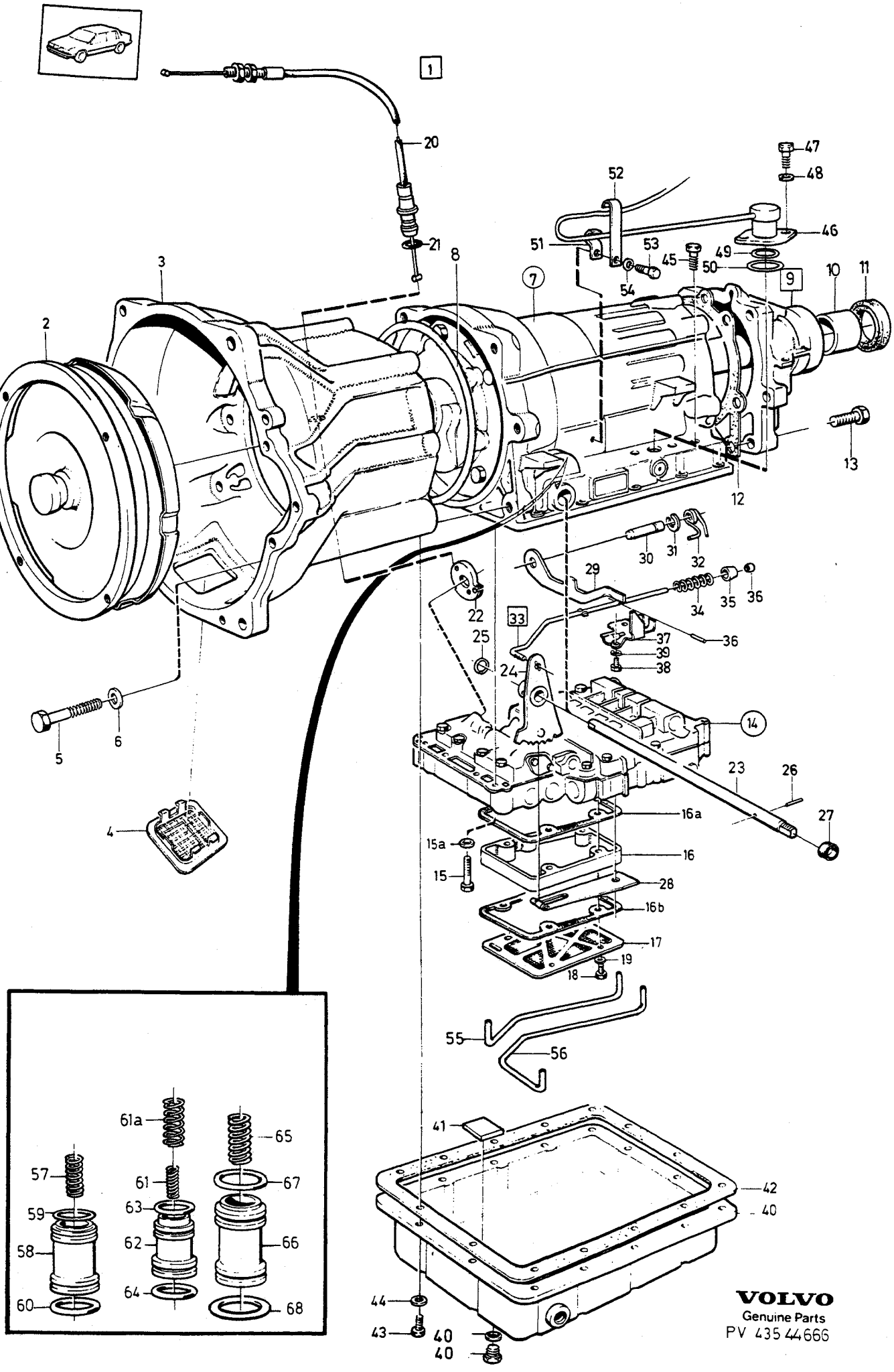

VOLVO
Genuine Parts
PV 435 44666

A	1208483
B	1208484
C	1208499
D	
E	

AUTOMATIC GEARBOX — AUTOMATVÄXELLÅDA

AW71

Group / Grupp 43

Fig	Part No. / Artikel nr	Quantity /Antal A	B	C	D	E	PS	Description	Benämning	Notes / Anmärkning	SR
1	*(1208483)*	1	-	-	-	-	SP	Automatic gearbox	Automatväxellåda	REPL 1 PCS 1208412-5, 1 PCS 949656-3, 1 PCS 381385-4, 1 PCS 955271-2, 1 PCS 1220234-7	
	(1208484)	-	1	-	-	-	SP	Automatic gearbox	Automatväxellåda	REPL 1 PCS 1208413-3, 1 PCS 949656-3, 1 PCS 381385-4, 1 PCS 955271-2, 1 PCS 1220234-7	
	(1208499)	-	-	1	-	-	SP	Automatic gearbox	Automatväxellåda	REPL 1 PCS 1208603-9	5
2	1239882-2	1	-	-	-	-		•Torque converter	•Momentomvandlare		4
	1239686-7	-	1	1	-	-		•Torque converter	•Momentomvandlare		4
☆ 3	3502072-6	1	1	1	-	-		•Converter housing	•Momentomvandlarkåpa	(1239977)	5
4	1233328-2	2	2	2	-	-		•Safety net	•Skyddsnät		5
5	1239691-7	4	4	4	-	-		•Screw	•Skruv	LG 118 mm	3
	1239690-9	2	2	2	-	-		•Screw	•Skruv	LG 98 mm	3
6	941908-6	4	4	4	-	-		•Spring washer	•Fjäderbricka	D1 10.5 mm	2
	940280-1	2	2	2	-	-		•Spring washer	•Fjäderbricka	D1 13.5 mm	2
7		1	1	1	-	-	NS	•Gearbox housing	•Växellådshus		
		-	-	-	-	-		••Front planet gear pump housing - clutch housing	••Främre planetväxel- pumphus-kopplingshus	SEE 43•689	
		-	-	-	-	-		••Centre wall - planet gear - output shaft	••Mellangavel- planetväxel-utgående axel	SEE 43•651	
☆ 8	6814812-1	1	1	1	-	-		•Sealing ring	•Tätningsring	(1239689)	3
9	1340097-3	1	1	1	-	-		•Housing, rear	•Hus, bakre		5
10	235878-6	1	1	1	-	-		••Bushing	••Bussning		3
11	235728-3	1	1	1	-	-	IK	•Sealing ring	•Tätningsring		3
☆ 12	3520331-4	1	1	1	-	-	IK	•Gasket	•Packning	(1233137)	3
13	1239883-0	4	4	4	-	-		•Screw	•Skruv		4
	1239884-8	2	2	2	-	-	IK	•Screw	•Skruv		4
14	1340104-7	1	-	-	-	-		•Control system ••SEE 43•717	•Kontrollsystem ••SEE 43•717		4
	1340102-1	-	1	-	-	-		•Control system ••SEE 43•717	•Kontrollsystem ••SEE 43•717		4
	3502495-9	-	-	1	-	-		•Control system ••SEE 43•723	•Kontrollsystem ••SEE 43•723		4
15	955272-0	2	2	2	-	-		•Screw	•Skruv	LG 20 mm	2
	955274-6	2	2	2	-	-		•Screw	•Skruv	LG 25 mm	2
	955275-3	5	5	5	-	-		•Screw	•Skruv	LG 30 mm	2
	955276-1	3	3	3	-	-		•Screw	•Skruv	LG 35 mm	2
	940101-9	1	1	1	-	-		•Screw	•Skruv	LG 40 mm	2
	1239826-9	1	1	1	-	-		•Screw	•Skruv	LG 47 mm	3
	955279-5	3	3	3	-	-		•Screw	•Skruv	LG 55 mm	2
15a	941906-0	17	17	17	-	-		•Spring washer	•Fjäderbricka		2
16	1340136-9	1	1	1	-	-		•Intermediate section	•Mellanstycke		5
☆ 16a	3520329-8	1	1	1	-	-	IK	•Gasket	•Packning	(1239828)	2
☆ 16b	3520329-8	1	1	1	-	-		•Gasket	•Packning	(1239828)	2
17	1239829-3	1	1	1	-	-		•Oil strainer	•Oljesil		5
18	955249-8	5	5	5	-	-		•Screw	•Skruv	LG 25 mm	2
19	941905-2	5	5	5	-	-		•Spring washer	•Fjäderbricka		2
20	1239934-1	1	-	-	-	-		•Control cable	•Reglagewire		4
	1239930-9	-	1	-	-	-		•Control cable	•Reglagewire		4
	3502494-2	-	-	1	-	-		•Control cable	•Reglagewire		3
21	1233141-9	1	1	1	-	-	IK	•O-ring	•O-ring		3
22		1	1	-	-	-		•Cam	•Kam	SEE 43•721	
		-	-	1	-	-		•Cam	•Kam	SEE 43•723	
23	1239744-4	1	1	1	-	-		•Shaft	•Axel		4
24	1239936-6	1	1	1	-	-		•Gear selector cam	•Växelväljarkam		3
25	1233098-1	1	1	1	-	-	IK	••Retaining ring	••Spårring		3
26	1239832-7	1	1	1	-	-		•Lock pin	•Låspinne		3
27	1233064-3	2	2	2	-	-		•Sealing ring	•Tätningsring		3

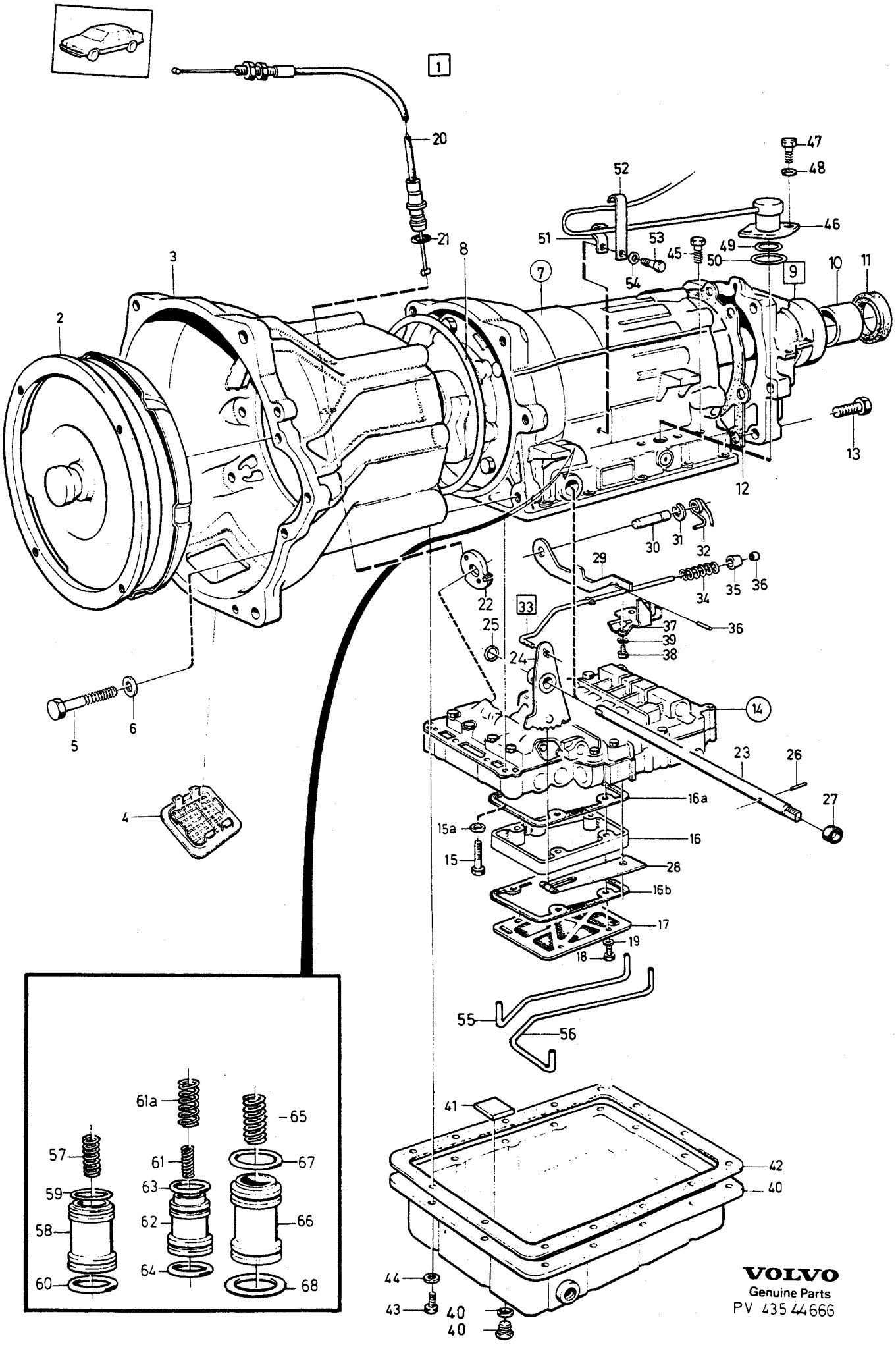

VOLVO
Genuine Parts
PV 435 44666

A	1208483
B	1208484
C	1208499
D	
E	

AUTOMATIC GEARBOX — AUTOMATVÄXELLÅDA

Group / Grupp: 43

Page / Sida: 687

AW71

Fig	Part No. Artikel nr	Quantity /Antal A	B	C	D	E	PS	Description	Benämning	Notes Anmärkning	SR
	1239658-6	1	1	1	-	-		•Sleeve	•Hylsa		4
28		1	1	-	-	-		•Locking spring	•Spärrfjäder	SEE **43**•717	
		-	-	1	-	-		•Locking spring	•Spärrfjäder	SEE **43**•723	
29	1239880-6	1	1	1	-	-		•Parking pawl	•Parkeringsspärr		3
30	1233116-1	1	1	1	-	-		•Bearing bolt	•Lagerbult		3
31	1233117-9	1	1	1	-	-		•Retaining ring	•Spårring		3
32	1239750-1	1	1	1	-	-		•Torsion spring	•Vridfjäder		3
33	1239662-8	1	1	1	-	-		•Push rod	•Tryckstång		4
		1	1	1	-	-	NS	••Push rod	••Tryckstång		
34	1233121-1	1	1	1	-	-		••Spring	••Fjäder		4
35		1	1	1	-	-	NS	••Thrust sleeve	••Tryckhylsa		
36		1	1	1	-	-	NS	••Stop ring	••Anslagsring		
37	1239885-5	1	1	1	-	-		•Lock plate	•Låsplatta		4
38	955271-2	2	2	2	-	-		•Screw	•Skruv		2
39	941906-0	2	2	2	-	-		•Spring washer	•Fjäderbricka		2
40	1233415-7	1	1	1	-	-		•Sump	•Oljesump		4
40a	1239961-4	1	1	1	-	-		••Plug	••Plugg		2
40b	1239960-6	1	1	1	-	-		••Sealing ring	••Tätningsring		2
41	235739-0	1	1	1	-	-		•Magnet	•Magnet		4
42	1239683-4	1	1	1	-	-	IK	•Gasket	•Packning		5
43	955271-2	14	14	14	-	-		•Screw	•Skruv	(955270)	2
44	941906-0	14	14	14	-	-		•Spring washer	•Fjäderbricka		2
45		1	1	1	-	-	NS	•Plug	•Propp		
46	1239928-3	1	1	1	-	-		•Solenoid	•Solenoid		3
47	955294-4	2	2	2	-	-		•Screw	•Skruv	LG 16 mm	2
48	941907-8	2	2	2	-	-		•Spring washer	•Fjäderbricka		2
49	1239834-3	1	1	1	-	-	IK	•O-ring	•O-ring		3
50	1239835-0	1	1	1	-	-	IK	•O-ring	•O-ring		3
51	1239699-0	1	1	1	-	-		•Clamp	•Klamma		4
52	1239698-2	1	1	1	-	-		•Clamp	•Klamma		4
53	955268-8	1	1	1	-	-		•Screw	•Skruv	LG 10 mm	2
54	941906-0	1	1	1	-	-		•Spring washer	•Fjäderbricka		2
55	1340038-7	1	1	1	-	-		•Pipe C1	•Rör C1		3
56	1239821-0	1	1	1	-	-		•Tube B0	•Rör B0		3
57	1239952-3	1	1	-	-	-		•Spring 2nd, B2	•Fjäder 2:an, B2		4
	3502174-0	-	-	1	-	-		•Spring 2nd, B2	•Fjäder 2:an, B2		4
58	1239823-6	1	1	1	-	-		•Piston 2nd, B2	•Kolv 2:an, B2		4
59	1239577-8	1	1	1	-	-	IK	•O-ring	•O-ring		3
60	1239578-6	1	1	1	-	-	IK	•O-ring	•O-ring		3
61	1340041-1	1	-	-	-	-		•Spring 3rd, C2	•Fjäder 3:an, C2		4
	1239824-4	-	1	-	-	-		•Spring 3rd, C2	•Fjäder 3:an, C2		4
	3502176-5	-	-	1	-	-		•Spring 3rd, C2	•Fjäder 3:an, C2		4
61a	1340128-6	-	-	1	-	-		•Spring	•Fjäder		4
62	1239825-1	1	1	-	-	-		•Piston 3rd, C2	•Kolv 3:an, C2		4
	1340064-3	-	-	1	-	-		•Piston 3rd, C2	•Kolv 3:an, C2		4
63	1239581-0	1	1	1	-	-	IK	•O-ring	•O-ring		3
64	1239582-8	1	1	1	-	-	IK	•O-ring	•O-ring		3
65	1340060-1	1	1	1	-	-	IK	•Spring 1st, C1	•Fjäder 1:an, C1		4
66	1239584-4	1	1	1	-	-		•Piston 1st, C1	•Kolv 1:an, C1		4
67	1239585-1	1	1	1	-	-	IK	•O-ring	•O-ring		3
68	1239582-8	1	1	1	-	-	IK	•O-ring	•O-ring		3
		1	1	1	-	-		Sealing kit	Tätningssats	SEE **43**•651	
		1	1	1	-	-		Gasket kit	Packningsats	SEE **43**•651	

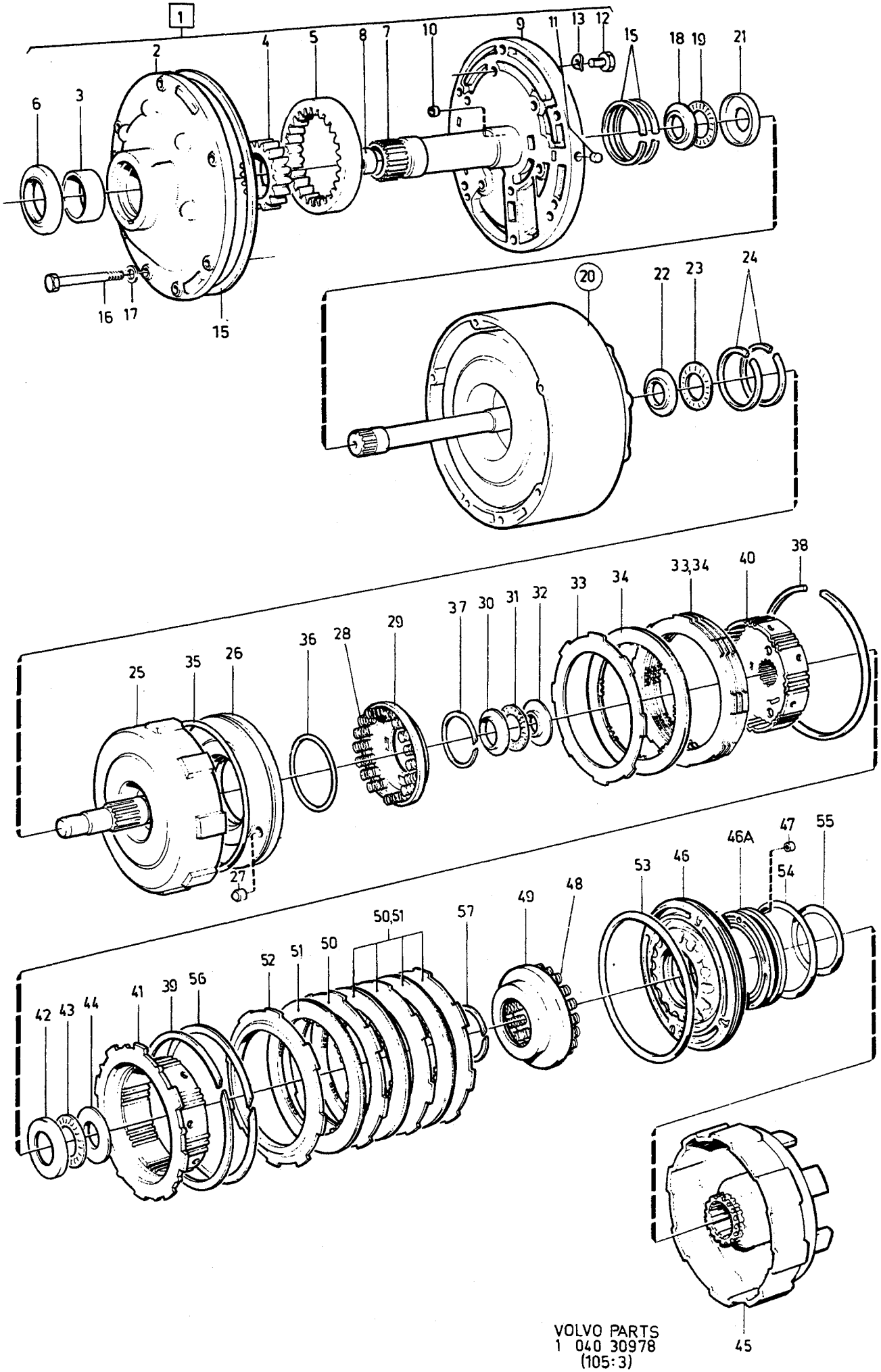

VOLVO PARTS
1 040 30978
(105:3)

A	AW70
B	AW71
C	
D	
E	

AUTOMATIC GEARBOX, PUMP HOUSING - FRONT PLANET GEAR - CLUTCH HOUSING

AUTOMATVÄXELLÅDA, PUMPHUS-FRÄMRE PLANETVÄXEL-KOPPLINGSHUS

AW70, AW71

Group / Grupp 43

Page / Sida 689

Fig	Part No. / Artikel nr	Quantity / Antal A	B	C	D	E	PS	Description	Benämning	Notes / Anmärkning	SR
1	1239903-6	1	-	-	-	-		Pump	Pump		4
	1239911-9	-	1	-	-	-		Pump	Pump		4
2		1	1	-	-	-	NS	• Pump housing	• Pumphus		
3		1	1	-	-	-	NS	• Bushing	• Bussning		
4		1	1	-	-	-	NS	• Drive gear	• Drivhjul		
5		1	1	-	-	-	NS	• Trailing wheel	• Löphjul		
6	1340096-5	1	1	-	-	-	IK	• Sealing ring	• Tätningsring	(1233009)	3
7		1	1	-	-	-	NS	• Stator shaft	• Statoraxel		
8		2	2	-	-	-	NS	• Bushing	• Bussning		
9		1	-	-	-	-	NS	• Cover	• Lock		
		-	1	-	-	-	NS	• Cover	• Lock		
10		1	1	-	-	-	NS	• Plug	• Propp		
11		3	3	-	-	-	NS	• Plug	• Propp		
12	955271-2	6	6	-	-	-		• Screw	• Skruv		2
13	941906-0	6	6	-	-	-		• Spring washer	• Fjäderbricka		2
14	1239898-8	2	2	-	-	-	IK	• Sealing ring	• Tätningsring		3
15	1239673-5	1	1	-	-	-	IK	O-ring	O-ring		3
16	1239705-5	7	7	-	-	-		Screw	Skruv		3
17	1233270-6	7	7	-	-	-		Washer	Bricka		4
18	1233018-9	1	-	-	-	-		Bearing washer	Lagerbricka		3
19	1233019-7	1	-	-	-	-		Needle bearing	Nållager		3
	1239915-0	-	1	-	-	-		Needle bearing	Nållager		3
20		1	-	-	-	-		Gear housing front C0, B0	Växelhus främre C0, B0	SEE 43 • 695	
21	1239846-7	1	-	-	-	-		Bearing washer	Lagerbricka		3
	1239916-8	-	1	-	-	-		Bearing washer	Lagerbricka		3
22	1233018-9	1	1	-	-	-		Bearing washer	Lagerbricka		3
23	1233019-7	1	1	-	-	-		Needle bearing	Nållager		3
24	1239898-8	2	2	-	-	-	IK	Sealing ring	Tätningsring		3
25	1239962-2	1	-	-	-	-		Clutch housing C1	Kopplingslåda C1	EXC TRANS MARKED 1208418, 1208485.	4
	1239962-2	1	-	-	-	-		Clutch housing C1	Kopplingslåda C1	TRANS MARKED 1208418 NO -85DC-80100	4
	1239969-7	1	-	-	-	-		Clutch housing C1	Kopplingslåda C1	TRANS MARKED 1208418 NO 85DC-80101- TRANS MARKED 1208485.	4
	1239969-7	-	1	-	-	-		Clutch housing C1	Kopplingslåda C1	TRANS MARKED 1208412. 1208413, 1208449, 1208483, 1208484, 1208499.	4
	1340055-1	-	1	-	-	-		Clutch body C1	Kopplingshus C1	TRANS MARKED 1208414	4
26	1239890-5	1	-	-	-	-		Piston C1	Kolv C1	EXC TRANS MARKED 1208418, 1208485.	4
	1239890-5	1	-	-	-	-		Piston C1	Kolv C1	TRANS MARKED 1208418 NO -85DC-80100	4
	1340043-7	1	-	-	-	-		Piston C1	Kolv C1	TRANS MARKED 1208418 NO 85DC-80101- TRANS MARKED 1208485.	4
	1239901-0	-	1	-	-	-		Piston C1	Kolv C1	TRANS MARKED 1208412, 1208413, 1208449, 1208483, 1208484, 1208499.	4
	1340056-9	-	1	-	-	-		Piston C1	Kolv C1	TRANS MARKED 1208414	4
	1340043-7	-	1	-	-	-		Piston C1	Kolv C1	TRANS MARKED 1208223	4
27		1	1	-	-	-	NS	• Ball valve	• Kulventil		
28	1233026-2	18	-	-	-	-		Return spring	Returfjäder	EXC TRANS MARKED 1208418, 1208485.	3
	1233026-2	18	-	-	-	-		Return spring	Returfjäder	TRANS MARKED 1208418 NO -85DC-80100	3
	1340046-0	20	-	-	-	-		Return spring	Returfjäder	TRANS MARKED 1208418 NO 85DC-80101- TRANS MARKED 1208485.	3

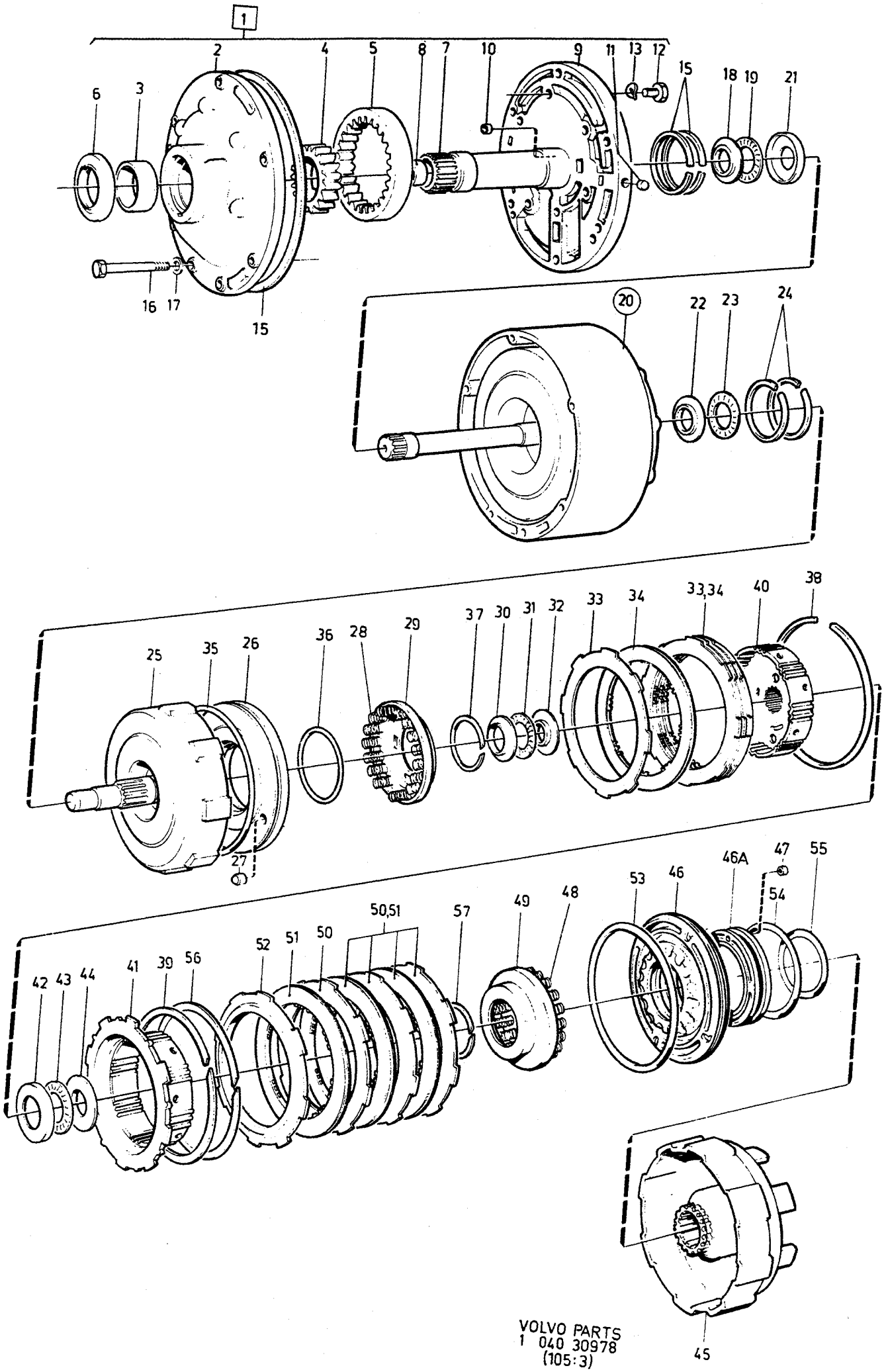

VOLVO PARTS
1 040 30978
(105:3)

A	AW70
B	AW71
C	
D	
E	

AUTOMATIC GEARBOX, PUMP HOUSING - FRONT PLANET GEAR - CLUTCH HOUSING

AUTOMATVÄXELLÅDA, PUMPHUS-FRÄMRE PLANETVÄXEL-KOPPLINGSHUS

AW70, AW71

Group / Grupp 43

Page / Sida 691

Fig	Part No. / Artikel nr	Quantity / Antal A	B	C	D	E	PS	Description	Benämning	Notes / Anmärkning	SR
	1340046-0	-	18	-	-	-		Return spring	Returfjäder	TRANS MARKED 1208412, 1208413, 1208449, 1208483, 1208484, 1208499.	3
	1340046-0	-	20	-	-	-		Return spring	Returfjäder	TRANS MARKED 1208414, 1208223	3
29	1239894-7	1	1	-	-	-		Retaining clip	Hållare		4
30	1233018-9	1	1	-	-	-		Bearing washer	Lagerbricka		3
31	1233019-7	1	1	-	-	-		Needle bearing	Nållager		3
32	1233031-2	1	1	-	-	-		Bearing washer	Lagerbricka		3
33	1233029-6	4	3	-	-	-		Steel disc C1	Stållamell C1	EXC TRANS MARKED 1208413, 1208418, 1208485.	3
	1233029-6	4	-	-	-	-		Steel disc C1	Stållamell C1	TRANS MARKED 1208418 NO-85DC-80100	3
	1233029-6	3	-	-	-	-		Steel disc C1	Stållamell C1	TRANS MARKED 1208418 NO 85DC-80101- TRANS MARKED 1208485	3
	1233029-6	-	4	-	-	-		Steel disc C1	Stållamell C1	TRANS MARKED 1208414	3
	1239723-8	-	1	-	-	-		Steel disc C1	Stållamell C1	EXC TRANS MARKED 1208414	3
	1239723-8	1	-	-	-	-		Steel disc C1	Stållamell C1	TRANS MARKED 1208418 NO 85DC-80101- TRANS MARKED 1208485	3
	1340057-7	-	1	-	-	-		Steel disc C1	Stållamell C1	TRANS MARKED 1208414	3
34	1239990-3	3	4	-	-	-	IK	Friction disc C1	Friktionslamell C1	EXC TRANS MARKED 1208414, 1208418, 1208485.	3
	1239990-3	3	-	-	-	-	IK	Friction disc C1	Friktionslamell C1	TRANS MARKED 1208418 NO-86DC-80100	3
	1239990-3	4	-	-	-	-	IK	Friction disc C1	Friktionslamell C1	TRANS MARKED 1208418 NO 86DC-80101- TRANS MARKED 1208485	3
	1340058-5	-	5	-	-	-		Friction disc	Friktionslamell	TRANS MARKED 1208414	3
35	1239892-1	1	1	-	-	-	IK	O-ring	O-ring		3
36	1233024-7	1	1	-	-	-	IK	O-ring	O-ring		3
37	1233028-8	1	1	-	-	-		Retaining ring	Spårring		3
38	1239517-4	1	1	-	-	-		Retaining ring	Spårring	EXC TRANS MARKED 1208414	3
	1340059-3	-	1	-	-	-		Retaining ring	Spårring	TRANS MARKED 1208414	3
39	1239519-0	1	1	-	-	-		Retaining ring	Spårring		3
40	1239516-6	1	-	-	-	-		Clutch hub C1	Kopplingsnav C1		4
	1340047-8	-	1	-	-	-		Clutch hub C1	Kopplingsnav C1		4
41	1239518-2	1	-	-	-	-		Clutch hub C2 ingoing	Kopplingsnav C2 ingående	EXC TRANS MARKED 1208418, 1208485.	4
	1239518-2	1	-	-	-	-		Clutch hub C2 ingoing	Kopplingsnav C2 ingående	TRANS MARKED 1208418 NO -86DC-80100	4
	1239752-7	1	-	-	-	-		Clutch hub C2 ingoing	Kopplingsnav C2 ingående	TRANS MARKED 1208418 NO 86DC-80101- TRANS MARKED 1208485	4
	1239752-7	-	1	-	-	-		Clutch hub C2 ingoing	Kopplingsnav C2 ingående		4
42	1233035-3	1	1	-	-	-		Bearing washer	Lagerbricka		3
43	1233036-1	1	1	-	-	-		Needle bearing	Nållager		3
44	1233037-9	1	1	-	-	-		Bearing washer	Lagerbricka		3
45	1239895-4	1	1	-	-	-		Clutch body C2	Kopplingshus C2		4
46	1239901-0	1	-	-	-	-		Piston C2, front	Kolv C2, främre		4
	1239922-6	-	1	-	-	-		Piston C2	Kolv C2		4
46a	1239521-6	1	-	-	-	-		Piston, rear C2	Kolv, bakre C2		4
47		1	1	-	-	-	NS	• Ball valve	• Kulventil		
48	1233026-2	18	-	-	-	-		Return spring	Returfjäder		3
	1340046-0	-	18	-	-	-		Return spring	Returfjäder		3

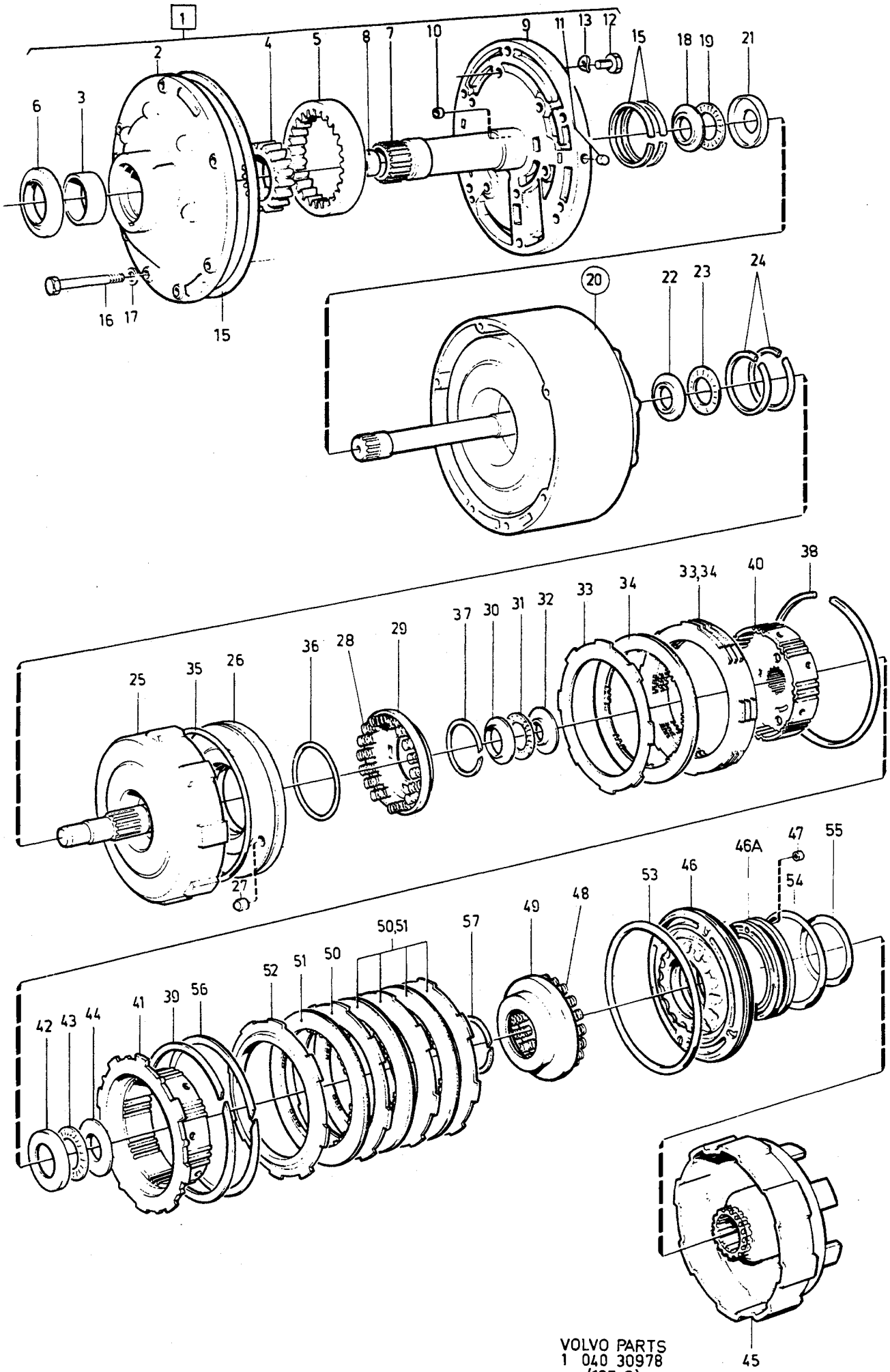

VOLVO PARTS
1 040 30978
(105:3)

A	AW70	AUTOMATIC GEARBOX, PUMP HOUSING - FRONT PLANET GEAR - CLUTCH HOUSING AUTOMATVÄXELLÅDA, PUMPHUS-FRÄMRE PLANETVÄXEL-KOPPLINGSHUS	Group Grupp 43
B	AW71		Page Sida 693
C			
D			
E		AW70, AW71	

Fig	Part No. Artikel nr	Quantity /Antal					P S	Description	Benämning	Notes Anmärkning	S R
		A	B	C	D	E					
49	1239894-7	1	1	-	-	-		Retaining clip	Hållare		4
50	1233029-6	3	-	-	-	-		Steel disc C2	Stållamell C2		3
	1239723-8	-	3	-	-	-		Steel disc C2	Stållamell C2		3
51	1239990-3	3	3	-	-	-	IK	Friction disc C2	Friktionslamell C2		3
52	1239525-7	1	-	-	-	-	IK	Pressure plate	Tryckplatta		3
	1239756-8	-	1	-	-	-		Pressure plate	Tryckplatta		3
53	1239892-1	1	-	-	-	-	IK	O-ring	O-ring		3
	1239892-1	-	1	-	-	-	IK	O-ring	O-ring		3
54	1233041-1	1	1	-	-	-	IK	O-ring	O-ring		3
55	1233024-7	2	2	-	-	-	IK	O-ring	O-ring		3
56	1239519-0	1	1	-	-	-		Retaining ring	Spårring		3
57	1233028-8	1	1	-	-	-		Retaining ring	Spårring		3
		1	-	-	-	-		Disc kit C1, C2	Lamellsats C1, C2	SEE **43**•651	
		-	1	-	-	-		Disc kit C1, C2	Lamellsats C1, C2	SEE **43**•651	
		1	1	-	-	-		Sealing kit	Tätningssats	SEE **43**•651	
		1	1	-	-	-		Gasket kit	Packningsats	SEE **43**•651	

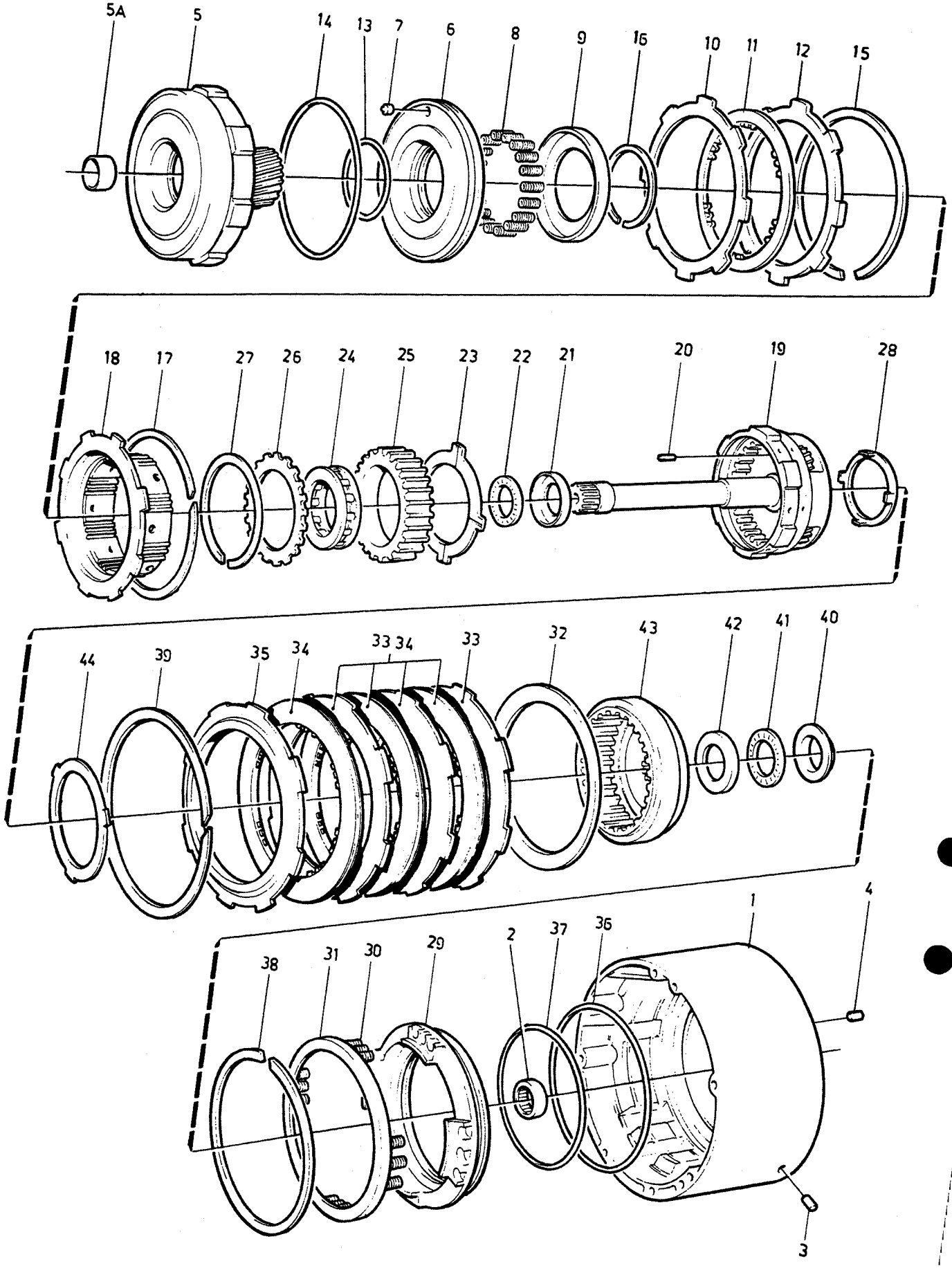

VOLVO PARTS
1 040 29160
(105:3)

A	AW70
B	AW71
C	
D	
E	

AUTOMATIC GEARBOX — AUTOMATVÄXELLÅDA
PLANET GEAR HOUSING — PLANETVÄXELHUS
OVERDRIVE — ÖVERVÄXEL

Group / Grupp 43

Page / Sida 695

Fig	Part No. / Artikel nr	Quantity / Antal A	B	C	D	E	PS	Description	Benämning	Notes / Anmärkning	SR
1	*(1239909)*	1	-	-	-	-	SP	Gear housing Overdrive	Växelhus Överväxel	TRANS 1208411, 1208482. REPL 1 PCS 1340045-2	4
	1340045-2	1	-	-	-	-		Gear housing Overdrive	Växelhus Överväxel	TRANS 1208418, 1208359, 1208481, 1208485.	4
	(1239917)	-	1	-	-	-	SP	Gear housing Overdrive	Växelhus Överväxel	TRANS 1208412-1208414, 1208483, 1208484, 1208499. REPL 1 PCS 1340042-9	4
	1340042-9	-	1	-	-	-		Gear housing Overdrive	Växelhus Överväxel	TRANS 1208223, 1208449.	4
☆ 2	1239696-6	1	1	-	-	-		• Needle bearing	• Nållager		3
3		2	2	-	-	-	NS	• Plug	• Plugg		
4		1	1	-	-	-	NS	• Plug	• Plugg		
5	1239905-1	1	-	-	-	-		Clutch housing C0 Sun gear	Kopplingslåda C0 Solhjul		4
	1239913-5	-	1	-	-	-		Clutch housing C0 Sun gear	Kopplingslåda C0 Solhjul		4
5a		2	2	-	-	-	NS	• Bushing	• Bussning		
6	1239907-7	1	1	-	-	-		Piston	Kolv		4
7		1	1	-	-	-	NS	• Ball valve	• Kulventil		
8	1340046-0	18	18	-	-	-		Return spring	Returfjäder		3
9	1239722-0	1	1	-	-	-		Retainer	Hållare		4
10	1239723-8	1	1	-	-	-		Steel disc C0	Stållamell C0		3
11	1239990-3	1	1	-	-	-	IK	Friction disc C0	Friktionslamell C0		3
12	1239724-6	1	1	-	-	-	IK	Pressure plate C0	Tryckplatta C0		3
13	1233024-7	1	1	-	-	-	IK	O-ring	O-ring		3
14	1239892-1	1	1	-	-	-		O-ring	O-ring		3
15	1239517-4	1	1	-	-	-		Retaining ring	Spårring		3
16	1233050-2	1	1	-	-	-		Retaining ring	Spårring		3
17	1239726-1	1	1	-	-	-		Retaining ring	Spårring		3
18	1239854-1	1	-	-	-	-		Brake hub B0	Bromsnav B0		4
	1340022-1	-	1	-	-	-		Brake hub B0	Bromsnav B0		4
19	1239847-5	1	-	-	-	-		Planetary gear Input shaft	Planetväxel Primäraxel		4
	1239968-9	-	1	-	-	-		Planetary gear Input shaft	Planetväxel Primäraxel		4
20	1239877-2	4	4	-	-	-		• Plug	• Plugg		3
21	1239727-9	-	1	-	-	-		Bearing washer	Lagerbricka		3
22	1239706-3	-	1	-	-	-		Needle bearing	Nållager		3
23	1239848-3	1	-	-	-	-		Thrust washer	Tryckbricka		3
	1239709-7	-	1	-	-	-		Thrust washer	Tryckbricka		3
24	1239766-7	1	-	-	-	-		Freewheel	Frihjul		4
	1239711-3	-	1	-	-	-		Freewheel	Frihjul		4
25	1239849-1	1	-	-	-	-		Cup	Ytterring		4
	1239710-5	-	1	-	-	-		Cup	Ytterring		4
26	1239850-9	1	-	-	-	-		Thrust washer	Tryckbricka		3
	1239712-1	-	1	-	-	-		Thrust washer	Tryckbricka		4
27	1233089-0	1	-	-	-	-		Retaining ring	Spårring		3
	1239713-9	-	1	-	-	-		Retaining ring	Spårring		3
28	1239729-5	1	1	-	-	-		Thrust washer	Tryckbricka		3
29	1239856-6	1	-	-	-	-		Piston B0	Kolv B0		4
	1340137-7	-	1	-	-	-		Piston B0	Kolv B0	EXC TRANS 1208449, 1208483, 1208484, 1208499. (1239732)	4
	1340137-7	-	1	-	-	-		Piston B0	Kolv B0	TRANS MARKED 1208449, 1208483, 1208484, 1208499.	4
30	1233026-2	16	12	-	-	-		Return spring	Returfjäder	EXC TRANS 1208449,	3

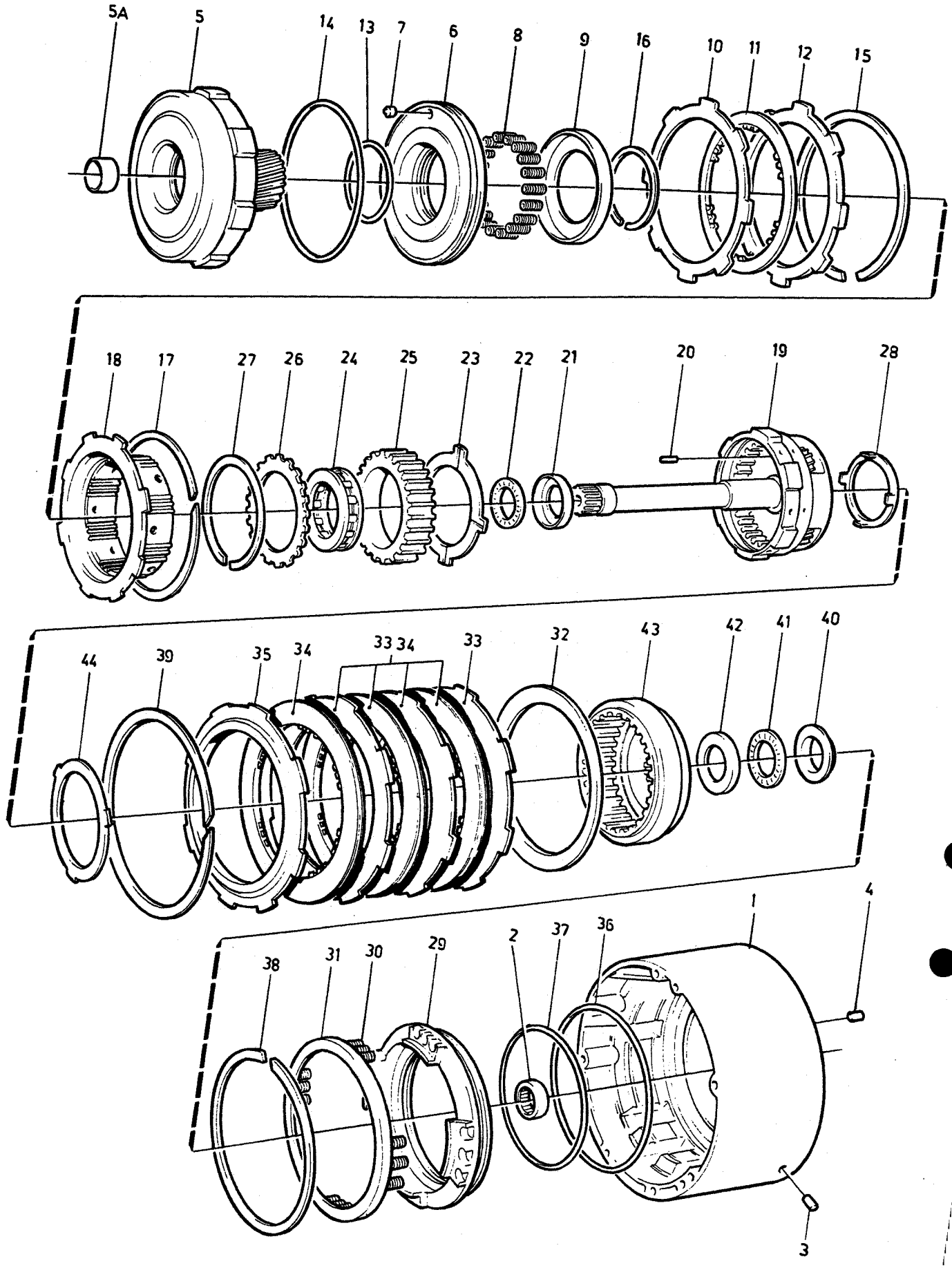

VOLVO PARTS
1 040 29160
(105:3)

A	AW70
B	AW71
C	
D	
E	

AUTOMATIC GEARBOX — AUTOMATVÄXELLÅDA
PLANET GEAR HOUSING — PLANETVÄXELHUS
OVERDRIVE — ÖVERVÄXEL

Group / Grupp 43

Page / Sida 697

Fig	Part No. / Artikel nr	Quantity / Antal A	B	C	D	E	PS	Description	Benämning	Notes / Anmärkning	SR
										1208483, 1208499.	
	1233026-2	-	20	-	-	-		Return spring	Returfjäder	TRANS MARKED 1208449,	3
										1208483, 1208499.	
31	1239858-2	1	-	-	-	-		Retaining clip	Hållare		4
	1239735-2	-	1	-	-	-		Retaining clip	Hållare		4
32	1239859-0	1	-	-	-	-		Spring clutch disc B0	Fjäderlamell B0		3
	1239737-8	-	1	-	-	-		Spring clutch disc B0	Fjäderlamell B0		3
33	1340039-5	3	-	-	-	-		Steel disc B0	Stållamell B0		3
	1239738-6	-	3	-	-	-		Steel disc B0	Stållamell B0		3
34	1239990-3	3	-	-	-	-	IK	Friction disc B0	Friktionslamell B0		3
	1239992-9	-	3	-	-	-	IK	Friction disc B0	Friktionslamell B0		3
35	1239762-6	1	-	-	-	-	IK	Pressure plate B0	Tryckplatta B0		3
	1340023-9	-	1	-	-	-		Pressure plate B0	Tryckplatta B0		3
36	1233025-4	1	-	-	-	-	IK	O-ring	O-ring		3
	1239734-5	-	1	-	-	-	IK	O-ring	O-ring		3
37	1239857-4	1	-	-	-	-	IK	O-ring	O-ring		3
	1239733-7	-	1	-	-	-	IK	O-ring	O-ring		3
38	1239519-0	1	-	-	-	-		Retaining ring	Spårring		3
	1239736-0	-	1	-	-	-		Retaining ring	Spårring		3
39	1239519-0	1	-	-	-	-		Retaining ring	Spårring		3
	1239736-0	-	1	-	-	-		Retaining ring	Spårring		3
40	1233037-9	1	1	-	-	-		Bearing washer	Lagerbricka		3
41	1233036-1	1	1	-	-	-		Needle bearing	Nållager		3
42	1239731-1	1	1	-	-	-		Bearing washer	Lagerbricka		3
43	1239855-8	1	-	-	-	-		Ring gear	Ringhjul	TRANS 1208411, 1208482.	4
	1239944-0	1	-	-	-	-		Ring gear	Ringhjul	TRANS 1208418, 1208359,	4
										1208481, 1208485.	
	(1239728)	-	1	-	-	-	SP	Ring gear	Ringhjul	ALTER 1	4
										TRANS 1208223,1208449	
										REPL 1 PCS 3502459-5,	
										1 PCS 3502458-7.	
	3502459-5	-	1	-	-	-		Ring gear	Ringhjul	ALTER 2	4
										TRANS 1208223,1208449	
44	1239730-3	1	1	-	-	-		Bearing washer	Lagerbricka	ALTER 1	3
										TRANS 1208223,1208449	
	3502458-7	-	1	-	-	-		Bearing washer	Lagerbricka	ALTER 2	3
										TRANS 1208223,1208449	
		1	1	-	-	-		Disc kit	Lamellsats	SEE 43-651	
		1	1	-	-	-		Sealing kit	Tätningssats	SEE 43-651	
		1	1	-	-	-		Gasket kit	Packningsats	SEE 43-651	

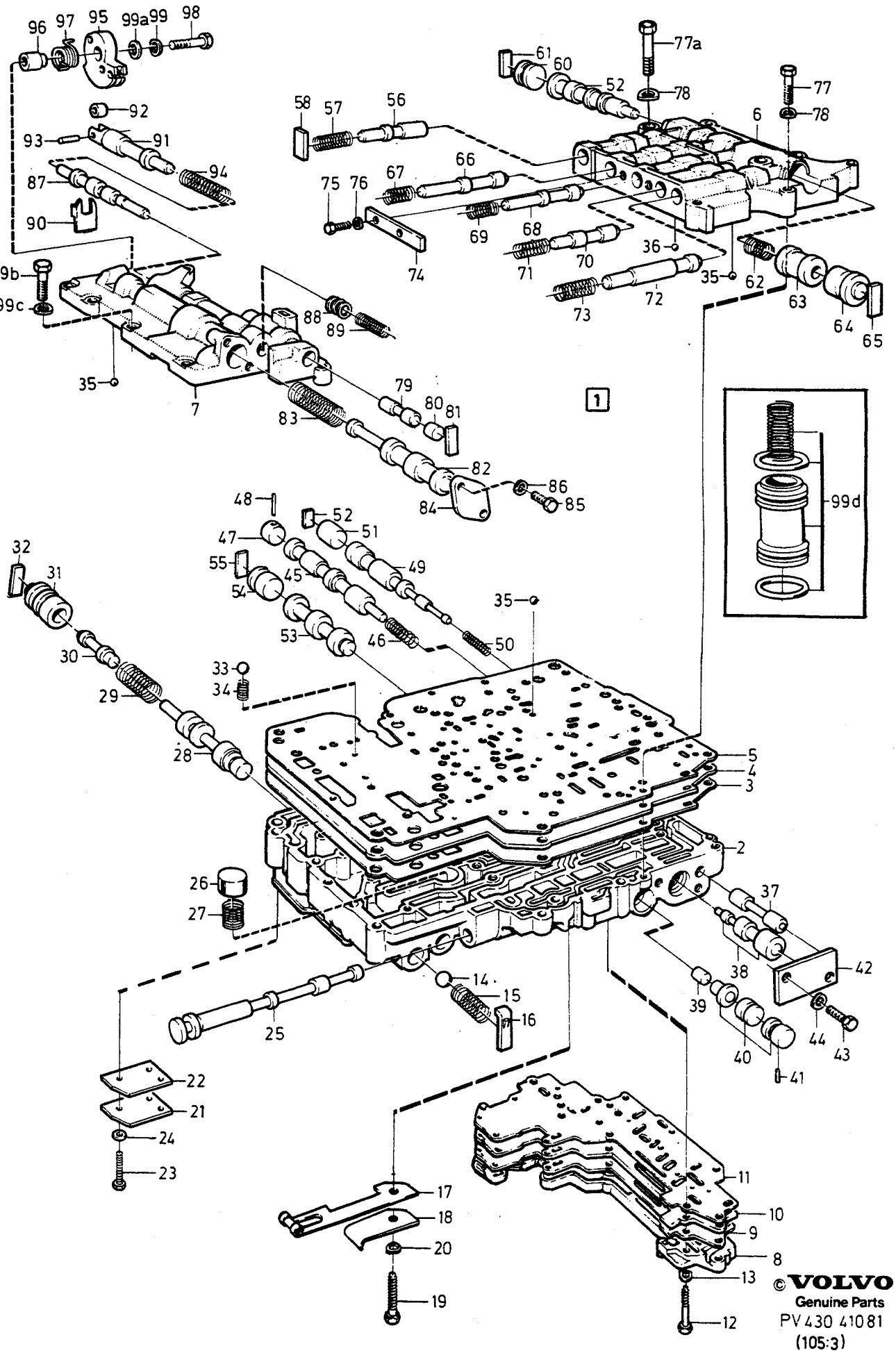

© VOLVO
Genuine Parts

A	1340053
B	1239964
C	1340036
D	
E	

CONTROL SYSTEM — KONTROLLSYSTEM

Group / Grupp: 43

Page / Sida: 699

AW70

Fig	Part No. / Artikel nr	Quantity /Antal A	B	C	D	E	PS	Description	Benämning	Notes / Anmärkning	SR
1	*(1340053)*	1	-	-	-	-	SP	Control system	Kontrollsystem	REPL 1 PCS 1340099-9	4
	(1239964)	-	1	-	-	-	SP	Control system	Kontrollsystem	REPL 1 PCS 1340105-4	4
	(1340036)	-	-	1	-	-	SP	Control system	Kontrollsystem	REPL 1 PCS 1340098-1	4
2		1	1	1	-	-	NS	• Valve housing	• Ventilhus		
3		1	-	-	-	-	NS	• Gasket	• Packning		
		1	1	1	-	-	KN	• Gasket	• Packning		
		-	1	-	-	-	NS	• Gasket	• Packning		
4		1	-	-	-	-	NS	• Distribution plate	• Fördelningsplåt		
		1	1	1	-	-	NS	• Distribution plate	• Fördelningsplåt		
		-	1	-	-	-	NS	• Distribution plate	• Fördelningsplåt		
5		1	-	-	-	-	NS	• Gasket	• Packning		
		-	-	1	-	-	KN	• Gasket	• Packning		
		-	1	-	-	-	NS	• Gasket	• Packning		
6		1	1	1	-	-	NS	• Valve housing	• Ventilhus		
7		1	1	1	-	-	NS	• Valve housing upper, front	• Ventilhus övre, främre		
8		1	1	1	-	-	NS	• Cover	• Lock		
9		1	1	1	-	-	KN	• Gasket	• Packning		
10		1	1	1	-	-	NS	• Distribution plate	• Fördelningsplåt		
11		1	1	1	-	-	KN	• Gasket	• Packning		
12	1239819-4	1	1	1	-	-		• Screw	• Skruv	LG 52 mm	3
	955247-2	6	6	6	-	-		• Screw	• Skruv	LG 18 mm	2
		1	1	1	-	-	NS	• Screw	• Skruv	LG 55 mm	
13	941905-2	8	8	8	-	-		• Spring washer	• Fjäderbricka		2
14	400605-2	1	1	1	-	-		• Ball	• Kula	O.DIA 12.7 mm	2
15	1239557-0	1	1	1	-	-	IK	• Spring	• Fjäder	LG 32.1 mm	3
16		1	1	1	-	-	NS	• Retainer	• Hållare		
17	1239574-5	1	1	1	-	-		• Locking spring	• Spärrfjäder		3
18	1239595-0	1	1	1	-	-		• Plate	• Platta		3
19	955251-4	1	1	1	-	-		• Screw	• Skruv	LG 40 mm	2
20	941905-2	1	1	1	-	-		• Spring washer	• Fjäderbricka		2
21		1	1	1	-	-	NS	• Cover plate	• Täckplåt		
22	1233282-1	1	1	1	-	-		• Gasket	• Packning		3
23	955244-9	1	1	1	-	-		• Screw	• Skruv	LG 12 mm	2
	1239819-4	1	1	1	-	-		• Screw	• Skruv	LG 52 mm	3
24	941905-2	2	2	2	-	-		• Spring washer	• Fjäderbricka		2
25		1	1	1	-	-	NS	• Gear selector valve	• Växelväljarslid		
26		1	1	1	-	-	NS	• Overflow valve	• Överströmningsventil		
27		1	1	1	-	-	KN	• Spring	• Fjäder	LG 33.3 mm	
28		1	1	1	-	-	NS	• Primary regulator valve	• Primärreglerventil		
29	1239792-3	1	1	-	-	-	IK	• Spring	• Fjäder	LG 61.2 mm	3
	1239558-8	-	-	1	-	-	IK	• Spring	• Fjäder	LG 73.3 mm	3
30		1	-	-	-	-	NS	• Piston	• Kolv		
		-	1	1	-	-	NS	• Piston	• Kolv		
31		-	-	-	-	-	NS	• Sleeve	• Hylsa		
		-	1	1	-	-	NS	• Sleeve	• Hylsa		
32		1	1	1	-	-	NS	• Retainer	• Hållare		
33	1377747-9	1	1	1	-	-	IK	• Ball rubber	• Kula gummi	(1233165) O.DIA 5.56 mm	3
34	1239594-3	1	1	1	-	-	IK	• Spring	• Fjäder		3
35	1377746-1	9	9	9	-	-	IK	• Ball rubber	• Kula gummi	O.DIA 5.5 mm (1239572)	3
36	190611-4	1	1	1	-	-		• Ball	• Kula	O.DIA 5.56 mm	2
37		1	1	1	-	-	NS	• Reverse gear Control valve	• Backkugghjul Styrventil		
38	1239938-2	1	1	1	-	-		• Shift valve long 2-1	• Växlingsventil lång 2-1		3
	1239939-0	1	1	1	-	-		• Shift valve short 2-1	• Växlingsventil kort 2-1		4
39		1	1	1	-	-	NS	• Control valve 3-4	• Styrventil 3-4		
40		1	1	1	-	-	NS	• Shift valve 3rd	• Växlingsventil 3:AN		
41		2	2	2	-	-	NS	• Pin	• Pinne		

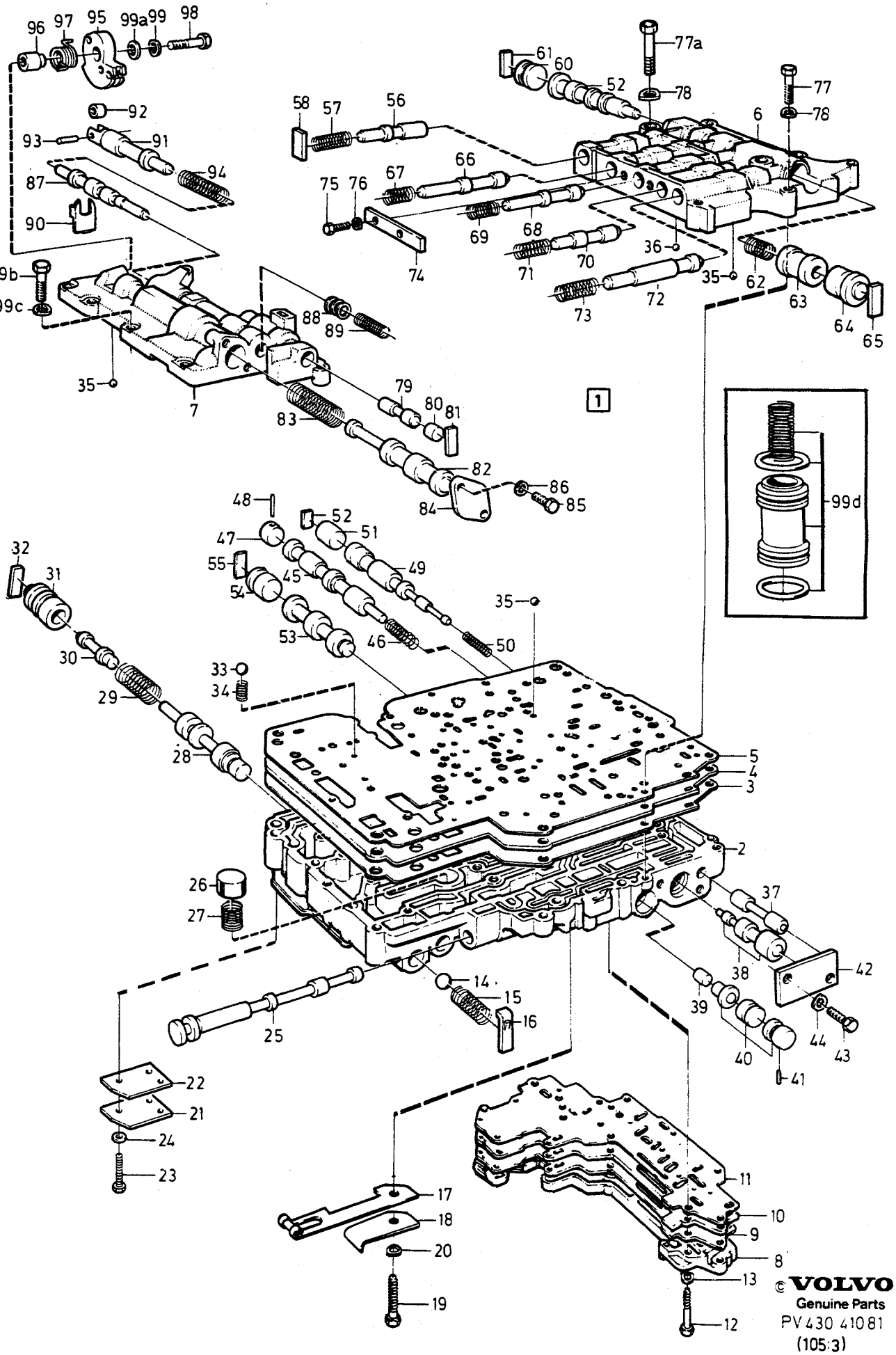

© VOLVO
Genuine Parts
PV 430 410 81
(105:3)

A	1340053
B	1239964
C	1340036
D	
E	

CONTROL SYSTEM — KONTROLLSYSTEM

AW70

Group / Grupp 43

Page / Sida 701

Fig	Part No. / Artikel nr	Quantity / Antal A	B	C	D	E	PS	Description	Benämning	Notes / Anmärkning	SR
42		1	1	1	-	-		• Cover plate	• Täckplåt		
43	955244-9	2	2	2	-	-		• Screw	• Skruv	LG 12 mm	2
44	941905-2	2	2	2	-	-		• Spring washer	• Fjäderbricka		2
45		1	1	1	-	-	NS	• Shift valve 3-4	• Växlingsventil 3-4		
46		1	1	1	-	-	KN	• Spring	• Fjäder	LG 35.2 mm	
47		1	1	1	-	-	NS	• Plug	• Plugg		
48		1	1	1	-	-	NS	• Needle bearing Roller	• Nållager Rulle		
49		1	1	1	-	-	NS	• Shift valve 1-2	• Växlingsventil 1-2		
50	1239560-4	1	1	1	-	-	IK	• Spring	• Fjäder	LG 34.6 mm	3
51		1	1	1	-	-	NS	• Plug	• Plugg		
52		1	1	1	-	-	NS	• Retainer	• Hållare		
53		1	1	1				D-2	D-2		
54		1	1	1	-	-	NS	• Plug	• Plugg		
55		1	1	1	-	-	NS	• Retainer	• Hållare		
56		1	1	1	-	-	NS	• Detent regulator	• Spärrventil		
57	1239653-7	1	1	1	-	-	IK	• Spring	• Fjäder	LG 26 mm	3
58		1	1	1	-	-	NS	• Retainer	• Hållare		
59		1	1	1	-	-	NS	• Shift valve 2-3	• Växlingsventil 2-3		
60		1	1	1	-	-	NS	• Plug	• Plugg		
61		1	1	1	-	-	NS	• Retainer	• Hållare		
62	1239566-1	1	1	1	-	-	IK	• Spring	• Fjäder	LG 35.1 mm	3
63		1	1	1	-	-	NS	• Shift valve hand operated 3-2	• Växlingsventil manuell 3-2		
64		1	1	1	-	-	NS	• Plug	• Plugg		
65		1	1	1	-	-	NS	• Retainer	• Hållare		
66		1	1	1	-	-	NS	• Modulator valve hand operated 3-2	• Modulatorventil manuell 3-2		
67	1239649-5	1	1	1	-	-	IK	• Spring	• Fjäder	LG 25.6 mm	3
68		1	1	1	-	-	NS	• Control valve rear coupling, c2	• Styrventil bakre koppling, C2		
69	1239559-6	1	1	1	-	-	IK	• Spring	• Fjäder	LG 37.5 mm	3
70		1	1	1	-	-	NS	• Modulator valve Regulator	• Modulatorventil Regulator		
71	1233176-5	1	1	1	-	-	IK	• Spring yellow	• Fjäder gul	LG 36 mm	3
72		1	1	1	-	-	NS	• Modulator valve hand operated 2-1	• Modulatorventil manuell 2-1		
73	1239564-6	1	1	1	-	-	IK	• Spring	• Fjäder	LG 27.3 mm	3
74		1	1	1	-	-	NS	• Cover plate	• Täckplåt		
75	955244-9	2	2	2	-	-		• Screw	• Skruv	LG 12 mm	2
76	941905-2	2	2	2	-	-		• Spring washer	• Fjäderbricka		2
77	1239563-8	4	4	4	-	-		• Screw	• Skruv	LG 28 mm	3
77a	955250-6	1	1	1	-	-		• Screw	• Skruv	LG 35 mm	2
78	941905-2	5	5	5	-	-		• Spring washer	• Fjäderbricka		2
79		1	1	1	-	-	NS	• Valve	• Ventil		
80		1	1	1	-	-	NS	• Plug	• Plugg		
81		1	1	1	-	-	NS	• Retainer	• Hållare		
82		1	1	1	-	-	NS	• Secondary regulator valve	• Sekundärreglerventil		
83		1	1	1	-	-	KN	• Spring	• Fjäder	LG 71.3 mm	
84		1	1	1	-	-	NS	• Cover plate	• Täckplåt		
85	955244-9	2	2	2	-	-		• Screw	• Skruv	LG 12 mm	2
86	941905-2	2	2	2	-	-		• Spring washer	• Fjäderbricka		2
87		1	1	1	-	-	NS	• Throttle valve	• Trottelventil		
88	1233198-9	X	X	X	-	-		• Adjusting washer	• Justerbricka	1)	3
89	1239568-7	1	1	1	-	-	IK	• Spring	• Fjäder	LG 21.9 mm	3
90	1239569-5	1	1	1	-	-		• Stop washer	• Stoppbricka		3
91		1	1	1	-	-	NS	• Throttle valve	• Trottelventil		
92		1	1	1	-	-	NS	• Roller	• Rulle		

1) Maximum numbers 6 pcs. / Maximalt antal 6 st.

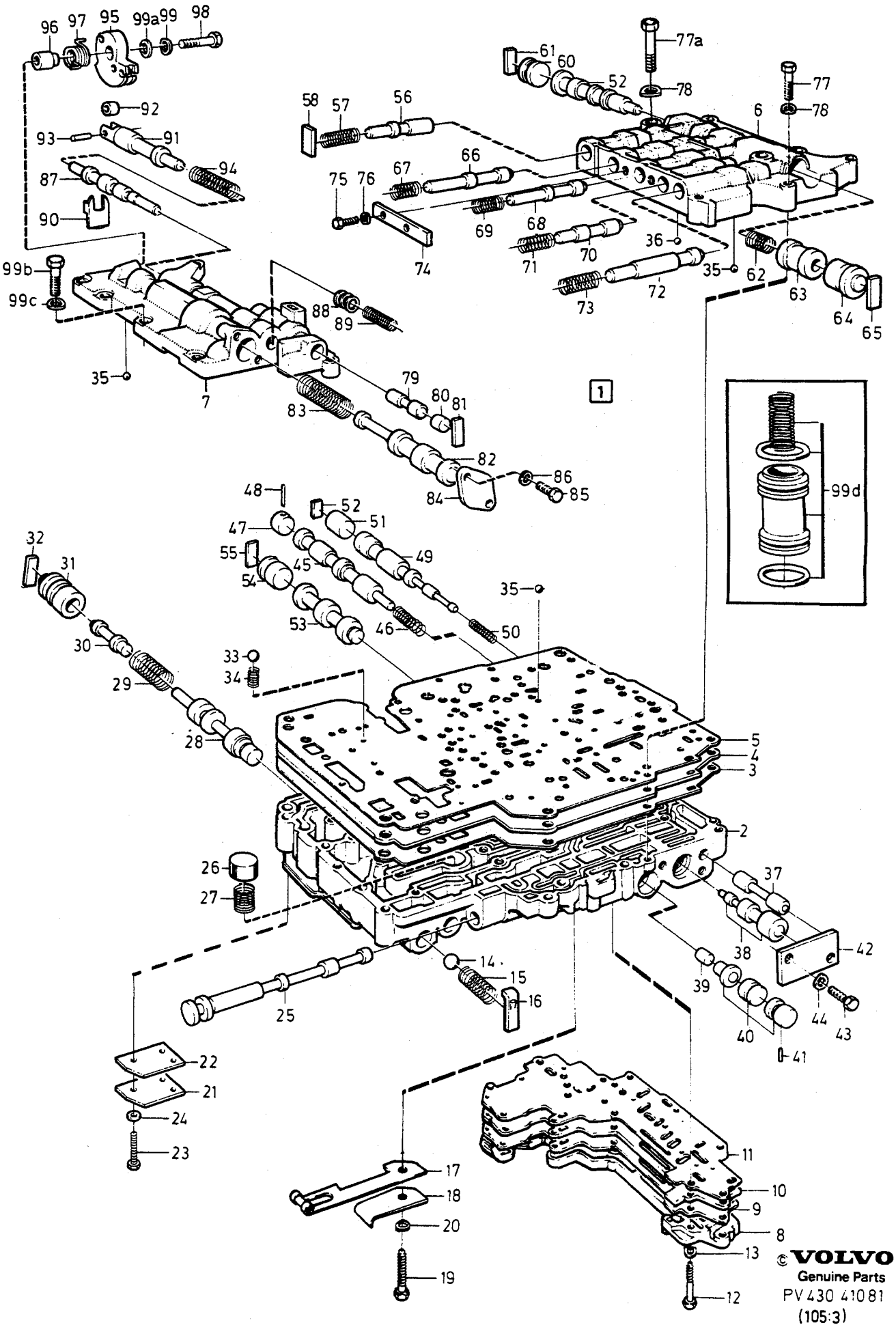

© VOLVO
Genuine Parts

A	1340053
B	1239964
C	1340036
D	
E	

CONTROL SYSTEM KONTROLLSYSTEM

AW70

Fig	Part No. Artikel nr	Quantity /Antal A	B	C	D	E	PS	Description	Benämning	Notes Anmärkning	SR
93		1	1	1	-	-	NS	• Pin	• Pinne		
94	1239570-3	1	1	1	-	-	IK	• Spring	• Fjäder	LG 39.7 mm	3
95	1340031-2	1	-	-	-	-		• Cam	• Kam		4
	1340033-8	-	1	1	-	-		• Cam	• Kam		4
96	1233204-5	1	1	1	-	-		• Spacer sleeve	• Distanshylsa		3
97	1233205-2	1	1	1	-	-	IK	• Spring	• Fjäder		3
98	1239589-3	1	1	1	-	-		• Screw	• Skruv		3
99	941906-0	1	1	1	-	-		• Spring washer	• Fjäderbricka		2
99a	1233203-7	1	1	1	-	-		• Washer	• Bricka		3
99b	1239586-9	4	4	4	-	-		• Screw	• Skruv	LG 18 mm	3
	955248-0	2	2	2	-	-		• Screw	• Skruv	LG 22 mm	2
	1239563-8	1	1	1	-	-		• Screw	• Skruv	LG 28 mm	3
99c	941905-2	7	7	7	-	-		• Spring washer	• Fjäderbricka		2
99d		1	1	1	-	-		Piston	Kolv	SEE **43**•671	
	270155-5	1	1	1	-	-		Spring kit	Fjädersats		4
								Control system	Kontrollsystem		
		1	1	1	-	-		Sealing kit	Tätningssats	SEE **43**•651	
		1	1	1	-	-		Gasket kit	Packningsats	SEE **43**•651	

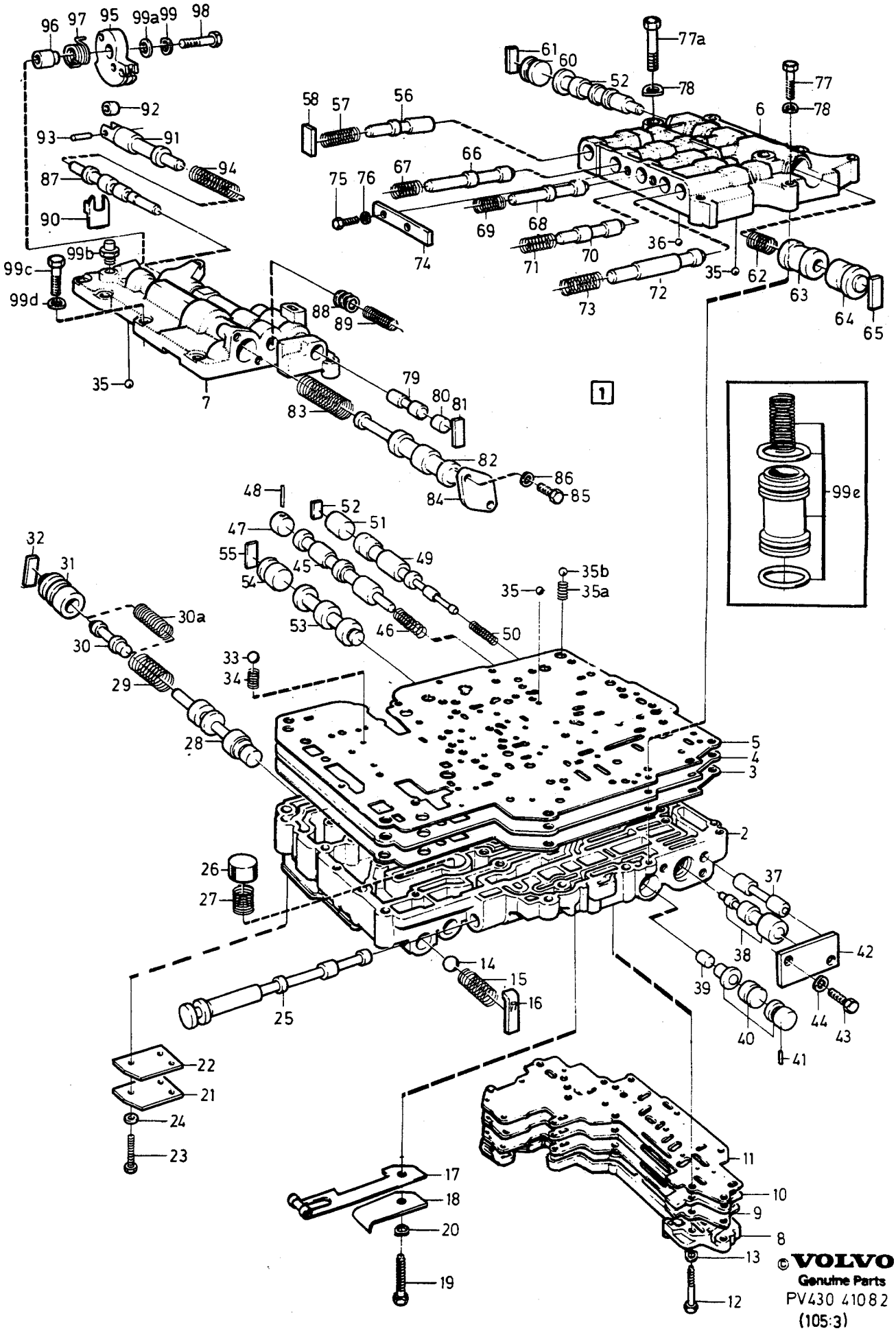

©VOLVO
Genuine Parts

A	1340098
B	1340099
C	1340105
D	
E	

CONTROL SYSTEM — KONTROLLSYSTEM

AW70

Group / Grupp 43

Fig	Part No. / Artikel nr	Quantity / Antal A	B	C	D	E	PS	Description	Benämning	Notes / Anmärkning	SR
1	1340098-1	1	-	-	-	-		Control system	Kontrollsystem		4
	1340099-9	-	1	-	-	-		Control system	Kontrollsystem		4
	1340105-4	-	-	1	-	-		Control system	Kontrollsystem		4
2		1	1	1	-	-	NS	• Valve housing	• Ventilhus		
3		1	1	1	-	-	KN	• Gasket	• Packning		
4		1	1	1	-	-	NS	• Distribution plate	• Fördelningsplåt		
5		1	1	1	-	-	KN	• Gasket	• Packning		
6		1	1	1	-	-	NS	• Valve housing	• Ventilhus		
7		1	1	1	-	-	NS	• Valve housing upper, front	• Ventilhus övre, främre		
8		1	1	1	-	-	NS	• Cover	• Lock		
9		1	1	1	-	-	KN	• Gasket	• Packning		
10		1	1	1	-	-	NS	• Distribution plate	• Fördelningsplåt		
11		1	1	1	-	-	KN	• Gasket	• Packning		
12	1239819-4	1	1	1	-	-		• Screw	• Skruv	LG 52 mm	3
	1239586-9	6	6	6	-	-		• Screw	• Skruv	LG 18 mm	3
		1	1	1	-	-	NS	• Screw	• Skruv	LG 55 mm	
13	941905-2	8	8	8	-	-		• Spring washer	• Fjäderbricka		2
14	400605-2	1	1	1	-	-		• Ball	• Kula	O.DIA 12.7 mm	2
15	1239557-0	1	1	1	-	-	IK	• Spring	• Fjäder	LG 32.1 mm	3
16		1	1	1	-	-	NS	• Retainer	• Hållare		
17	1239574-5	1	1	1	-	-		• Locking spring	• Spärrfjäder		3
18	1239595-0	1	1	1	-	-		• Plate	• Platta		3
19	955251-4	1	1	1	-	-		• Screw	• Skruv	LG 40 mm	2
20	941905-2	1	1	1	-	-		• Spring washer	• Fjäderbricka		2
21		1	1	1	-	-	NS	• Cover plate	• Täckplåt		
22	1233282-1	1	1	1	-	-		• Gasket	• Packning		3
23	955244-9	1	1	1	-	-		• Screw	• Skruv	LG 12 mm	2
	1239819-4	1	1	1	-	-		• Screw	• Skruv	LG 52 mm	3
24	941905-2	2	2	2	-	-		• Spring washer	• Fjäderbricka		2
25		1	1	1	-	-	NS	• Gear selector valve	• Växelväljarslid		
26		1	1	1	-	-	NS	• Overflow valve	• Överströmningsventil		
27		1	1	1	-	-	KN	• Spring	• Fjäder	LG 33.3 mm	
28		1	1	1	-	-	NS	• Primary regulator valve	• Primärreglerventil		
29	1239792-3	-	1	1	-	-	IK	• Spring	• Fjäder	LG 61.2 mm	3
	1239558-8	1	-	-	-	-	IK	• Spring	• Fjäder	LG 73.3 mm	3
30		-	1	1	-	-	NS	• Piston	• Kolv		
30a	1239559-6	1	-	-	-	-	IK	• Spring	• Fjäder	LG 37.5 mm	3
31		-	1	1	-	-	NS	• Sleeve	• Hylsa		
		1	-	-	-	-	NS	• Sleeve	• Hylsa		
32		1	1	1	-	-	NS	• Retainer	• Hållare		
33	1377747-9	1	1	1	-	-	IK	• Ball rubber	• Kula gummi	(1233165) O.DIA 6.35 mm	3
34	1239594-3	1	1	1	-	-	IK	• Spring	• Fjäder		3
35	1377746-1	9	9	9	-	-	IK	• Ball rubber	• Kula gummi	O.DIA 5.5 mm (1239572)	3
35a	1340083-3	1	1	1	-	-	IK	• Spring	• Fjäder		3
35b	1340082-5	1	1	1	-	-	IK	• Ball	• Kula		3
36	190611-4	1	1	1	-	-		• Ball	• Kula	O.DIA 5.56 mm	2
37		1	1	1	-	-	NS	• Reverse gear Control valve	• Backkugghjul Styrventil		
38	1239938-2	1	1	1	-	-		• Shift valve long 2-1	• Växlingsventil lång 2-1		3
	1239939-0	1	1	1	-	-		• Shift valve short 2-1	• Växlingsventil kort 2-1		4
39		1	1	1	-	-	NS	• Control valve 3-4	• Styrventil 3-4		
40		1	1	1	-	-	NS	• Shift valve 3rd	• Växlingsventil 3:AN		
41		2	2	2	-	-	NS	• Pin	• Pinne		
42		1	1	1	-	-	NS	• Cover plate	• Täckplåt		
43	955244-9	2	2	2	-	-		• Screw	• Skruv	LG 12 mm	2
44	941905-2	2	2	2	-	-		• Spring washer	• Fjäderbricka		2
45		1	1	1	-	-	NS	• Shift valve	• Växlingsventil		

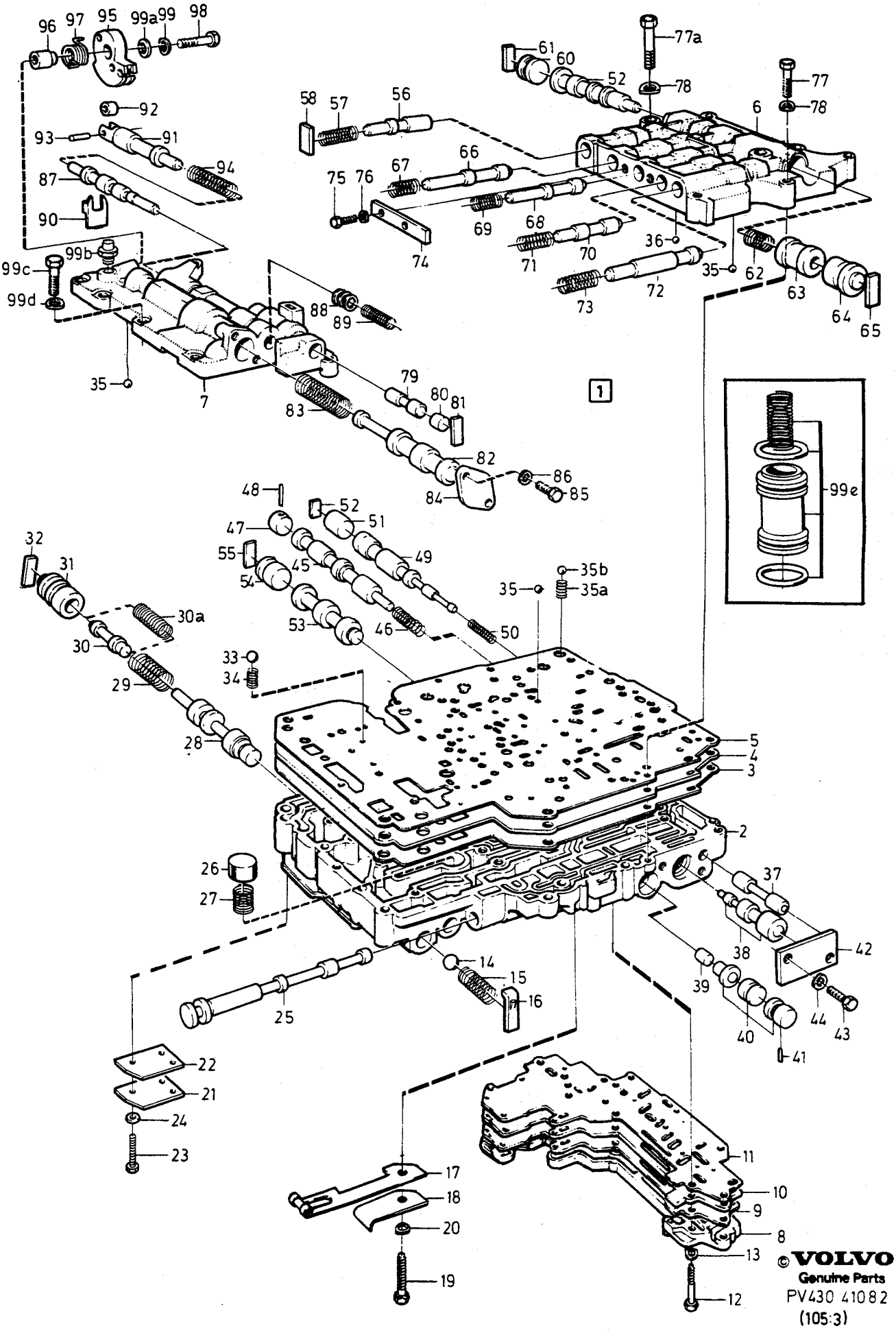

© VOLVO
Genuine Parts

A	1340098
B	1340099
C	1340105
D	
E	

CONTROL SYSTEM — KONTROLLSYSTEM

AW70

Group / Grupp 43

Page / Sida 707

Fig	Part No. / Artikel nr	Quantity / Antal A	B	C	D	E	PS	Description	Benämning	Notes / Anmärkning	SR
								3-4	3-4		
46		1	1	1	-	-	KN	• Spring	• Fjäder	LG 33.7 mm	
47		1	1	1	-	-	NS	• Plug	• Plugg		
48		1	1	1	-	-	NS	• Needle bearing Roller	• Nållager Rulle		
49		1	1	1	-	-	NS	• Shift valve 1-2	• Växlingsventil 1-2		
50	1239560-4	1	1	1	-	-	IK	• Spring	• Fjäder	LG 34.6 mm	3
51		1	1	1	-	-	NS	• Plug	• Plugg		
52		1	1	1	-	-	NS	• Retainer	• Hållare		
53		1	1	1	-	-	NS	• Control valve D-2	• Reglerventil D-2		
54		1	1	1	-	-	NS	• Plug	• Plugg		
55		1	1	1	-	-	NS	• Retainer	• Hållare		
56		1	1	1	-	-	NS	• Detent regulator	• Spärrventil		
57	1239653-7	1	1	1	-	-	IK	• Spring	• Fjäder	LG 31.4 mm	3
58		1	1	1	-	-	NS	• Retainer	• Hållare		
59		1	1	1	-	-	NS	• Shift valve 2-3	• Växlingsventil 2-3		
60		1	1	1	-	-	NS	• Plug	• Plugg		
61		1	1	1	-	-	NS	• Retainer	• Hållare		
62	1239566-1	1	1	1	-	-	IK	• Spring	• Fjäder	LG 35.1 mm	3
63		1	1	1	-	-	NS	• Shift valve hand operated 3-2	• Växlingsventil manuell 3-2		
64		1	1	1	-	-	NS	• Plug	• Plugg		
65		1	1	1	-	-	NS	• Retainer	• Hållare		
66		1	1	1	-	-	NS	• Modulator valve hand operated 3-2	• Modulatorventil manuell 3-2		
67	1239649-5	1	1	1	-	-	IK	• Spring	• Fjäder	LG 25.6 mm	3
68		1	1	1	-	-	NS	• Control valve rear coupling, c2	• Styrventil bakre koppling, C2		
69	1239559-6	1	1	1	-	-	IK	• Spring	• Fjäder	LG 37.5 mm	3
70		1	1	1	-	-	NS	• Modulator valve Regulator	• Modulatorventil Regulator		
71	1233176-5	1	1	1	-	-	IK	• Spring yellow	• Fjäder gul	LG 36 mm	3
72		1	1	1	-	-	NS	• Modulator valve hand operated 2-1	• Modulatorventil manuell 2-1		
73	1239564-6	1	1	1	-	-	IK	• Spring	• Fjäder	LG 42.3 mm	3
74		1	1	1	-	-	NS	• Cover plate	• Täckplåt		
75	955244-9	2	2	2	-	-		• Screw	• Skruv	LG 12 mm	2
76	941905-2	2	2	2	-	-		• Spring washer	• Fjäderbricka		2
77	1239563-8	4	4	4	-	-		• Screw	• Skruv	LG 28 mm	3
77a	955250-6	1	1	1	-	-		• Screw	• Skruv	LG 35 mm	2
78	941905-2	5	5	5	-	-		• Spring washer	• Fjäderbricka		2
79		1	1	1	-	-	NS	• Valve	• Ventil		
80		1	1	1	-	-	NS	• Plug	• Plugg		
81		1	1	1	-	-	NS	• Retainer	• Hållare		
82		1	1	1	-	-	NS	• Secondary regulator valve	• Sekundärreglerventil		
83		1	1	1	-	-	KN	• Spring	• Fjäder	LG 71.3 mm	
84		1	1	1	-	-	NS	• Cover plate	• Täckplåt		
85	955244-9	2	2	2	-	-		• Screw	• Skruv	LG 12 mm	2
86	941905-2	2	2	2	-	-		• Spring washer	• Fjäderbricka		2
87		1	1	1	-	-	NS	• Throttle valve	• Trottelventil		
88	1233198-9	X	X	X	-	-		• Adjusting washer	• Justerbricka	1)	3
89	1239568-7	1	1	1	-	-	IK	• Spring	• Fjäder	LG 21.9 mm	3
90	1239569-5	1	1	1	-	-		• Stop washer	• Stoppbricka		3
91		1	1	1	-	-	NS	• Throttle valve	• Trottelventil		
92		1	1	1	-	-	NS	• Roller	• Rulle		
93		1	1	1	-	-	NS	• Pin	• Pinne		
94	1239570-3	1	1	1	-	-	IK	• Spring	• Fjäder	LG 43.0 mm	3
95	1340033-8	1	-	1	-	-		• Cam	• Kam		4

1) Maximum numbers 6 pcs. / Maximalt antal 6 st.

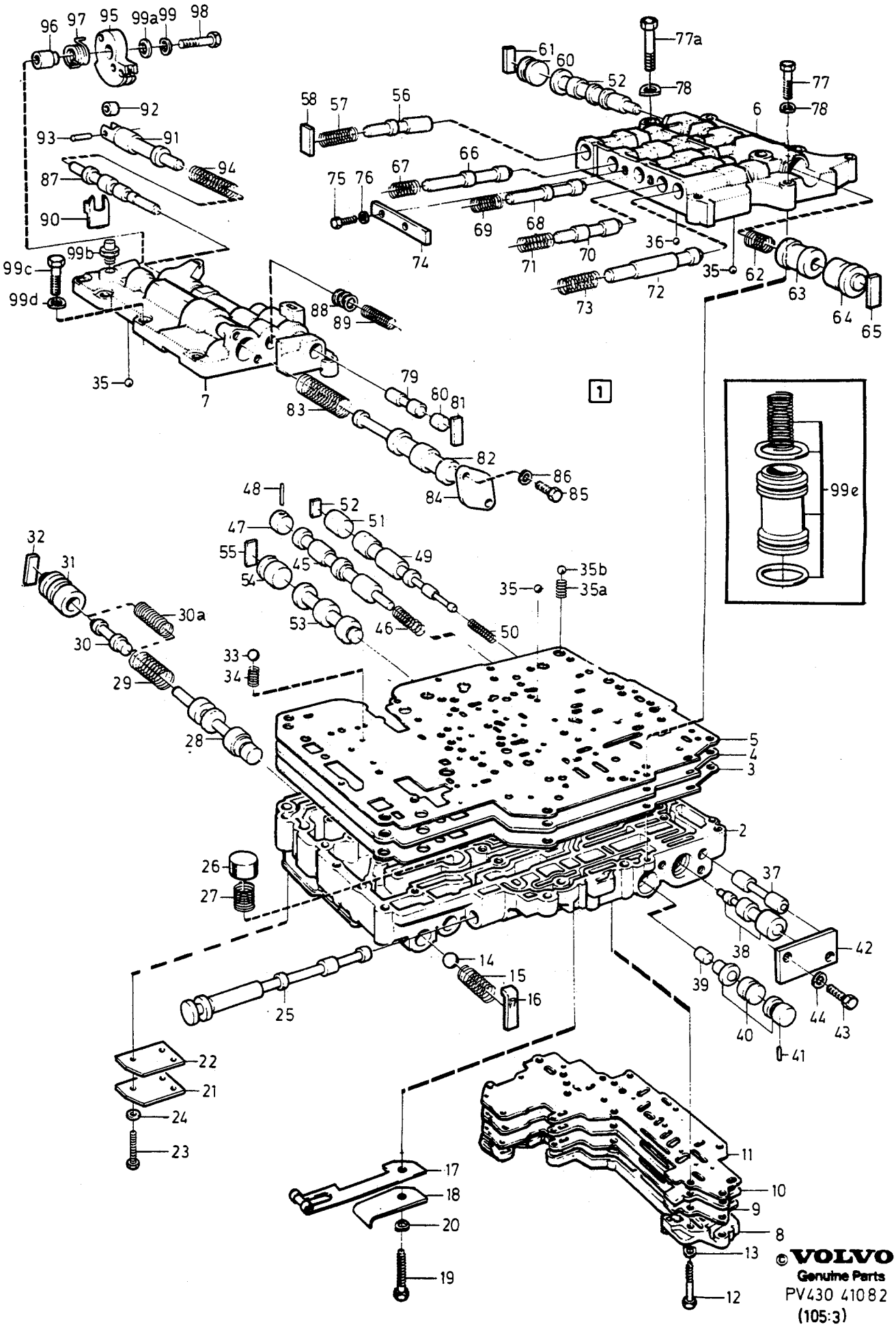

© VOLVO
Genuine Parts

A	1340098
B	1340099
C	1340105
D	
E	

CONTROL SYSTEM — KONTROLLSYSTEM

AW70

Group Grupp 43

Fig	Part No. Artikel nr	Quantity /Antal A	B	C	D	E	PS	Description	Benämning	Notes Anmärkning	SR
	1340031-2	-	1	-	-	-		• Cam	• Kam		4
96	1233204-5	1	1	1	-	-		• Spacer sleeve	• Distanshylsa		3
97	1233205-2	1	1	1	-	-	IK	• Spring	• Fjäder		3
98	1239589-3	1	1	1	-	-		• Screw	• Skruv		3
99	941906-0	1	1	1	-	-		• Spring washer	• Fjäderbricka		2
99a	1233203-7	1	1	1	-	-		• Washer	• Bricka		3
99b	1340085-8	1	1	1	-	-		• Ball valve	• Kulventil		3
99c	1239586-9	4	4	4	-	-		• Screw	• Skruv	LG 18 mm	3
	955248-0	2	2	2	-	-		• Screw	• Skruv	LG 22 mm	2
	1239563-8	1	1	1	-	-		• Screw	• Skruv	LG 28 mm	3
99d	941905-2	7	7	7	-	-		• Spring washer	• Fjäderbricka		2
99e		1	1	1	-	-		Piston	Kolv	SEE 43•669	
	270155-5	1	1	1	-	-		Spring kit Control system	Fjädersats Kontrollsystem		4
		1	1	1	-	-		Sealing kit	Tätningssats	SEE 43•651	
		1	1	1	-	-		Gasket kit	Packningsats	SEE 43•651	

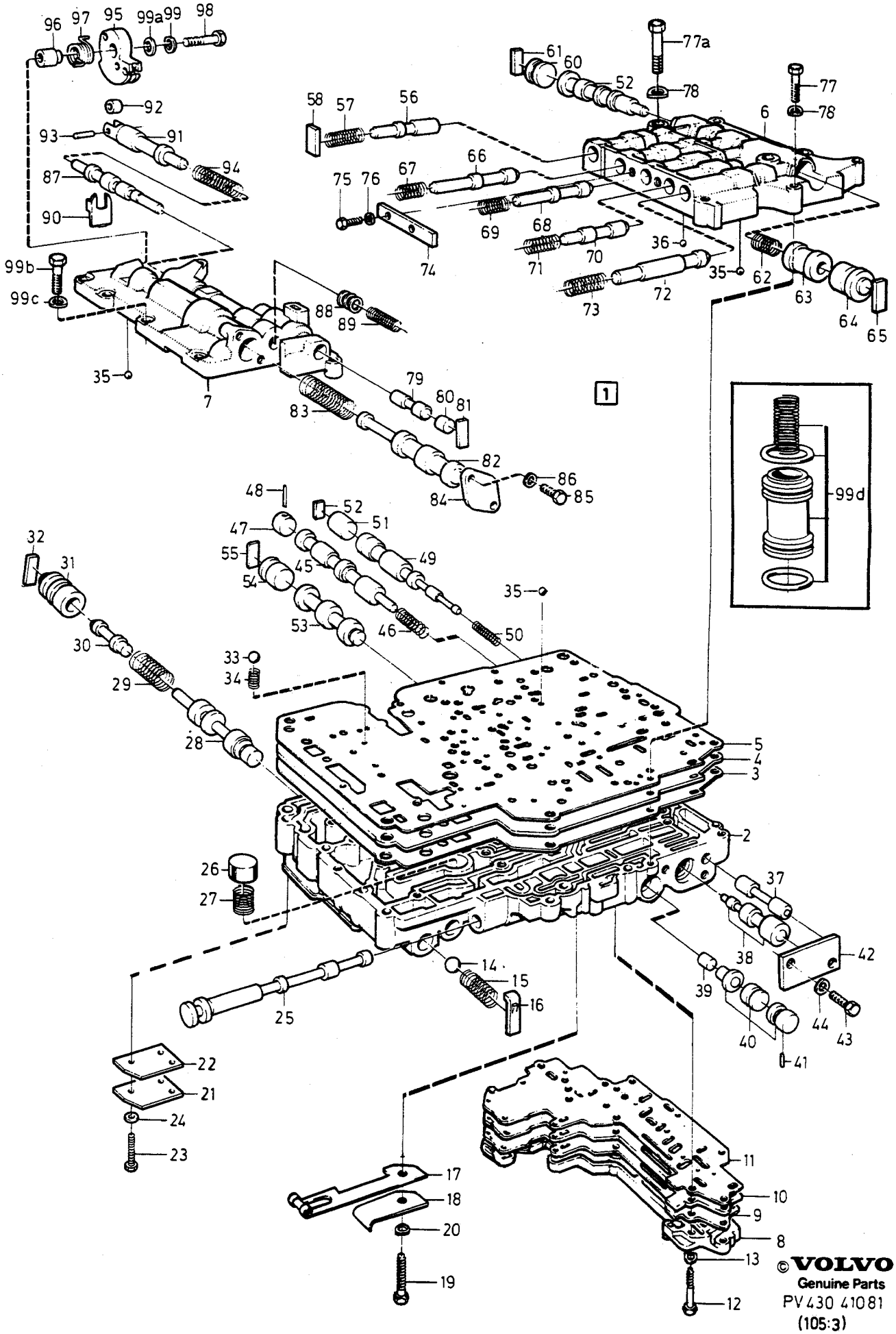

© VOLVO
Genuine Parts

A	1340030
B	1239975
C	1340032
D	
E	

CONTROL SYSTEM — KONTROLLSYSTEM

AW71

Group / Grupp 43

Page / Sida 711

Fig	Part No. / Artikel nr	Quantity / Antal A	B	C	D	E	PS	Description	Benämning	Notes / Anmärkning	SR
1	*(1340030)*	1	-	-	-	-	SP	Control system	Kontrollsystem	REPL 1 PCS 1340103-9	4
	(1239975)	-	1	-	-	-	SP	Control system	Kontrollsystem	REPL 1 PCS 1340102-1	4
	(1340032)	-	-	1	-	-	SP	Control system	Kontrollsystem	REPL 1 PCS 1340104-7	4
2		1	1	1	-	-	NS	• Valve housing	• Ventilhus		
3		1	1	1	-	-	NS	• Gasket	• Packning		
4		1	1	1	-	-	NS	• Distribution plate	• Fördelningsplåt		
5		1	1	1	-	-	NS	• Gasket	• Packning		
6		1	1	1	-	-	NS	• Valve housing	• Ventilhus		
7		1	1	1	-	-	NS	• Valve housing upper, front	• Ventilhus övre, främre		
8		1	1	1	-	-	NS	• Cover	• Lock		
9		1	1	1	-	-	KN	• Gasket	• Packning		
10		1	1	1	-	-	NS	• Distribution plate	• Fördelningsplåt		
11		1	1	1	-	-	KN	• Gasket	• Packning		
12	1239819-4	1	1	1	-	-		• Screw	• Skruv	LG 52 mm	3
	955247-2	6	6	6	-	-		• Screw	• Skruv	LG 18 mm	2
		1	1	1	-	-	NS	• Screw	• Skruv	LG 55 mm	
13	941905-2	8	8	8	-	-		• Spring washer	• Fjäderbricka		2
14	400605-2	1	1	1	-	-		• Ball	• Kula	O.DIA 12.7 mm	2
15	1239557-0	1	1	1	-	-	IK	• Spring	• Fjäder	LG 32.1 mm	3
16		1	1	1	-	-	NS	• Retainer	• Hållare		
17	1239574-5	1	1	1	-	-		• Locking spring	• Spärrfjäder		3
18	1239595-0	1	1	1	-	-		• Plate	• Platta		3
19	955251-4	1	1	1	-	-		• Screw	• Skruv	LG 40 mm	2
20	941905-2	1	1	1	-	-		• Spring washer	• Fjäderbricka		2
21		1	1	1	-	-	NS	• Cover plate	• Täckplåt		
22	1233282-1	1	1	1	-	-		• Gasket	• Packning		3
23	955244-9	1	1	1	-	-		• Screw	• Skruv	LG 12 mm	2
	1239819-4	1	1	1	-	-		• Screw	• Skruv	LG 52 mm	3
24	941905-2	2	2	2	-	-		• Spring washer	• Fjäderbricka		2
25		1	1	1	-	-	NS	• Gear selector valve	• Växelväljarslid		
26		1	1	1	-	-	NS	• Overflow valve	• Överströmningsventil		
27		1	1	1	-	-	KN	• Spring	• Fjäder	LG 33.3 mm	
28		1	1	1	-	-	NS	• Primary regulator valve	• Primärreglerventil		
29	1239558-8	-	1	-	-	-	IK	• Spring	• Fjäder	LG 73.3 mm	3
	1239792-3	1	-	1	-	-	IK	• Spring	• Fjäder	LG 61.2 mm	3
30		1	1	-	-	-	NS	• Piston	• Kolv		
		-	-	1	-	-	NS	• Piston	• Kolv		
31		1	1	-	-	-	NS	• Sleeve	• Hylsa		
		-	-	1	-	-	NS	• Sleeve	• Hylsa		
32		1	1	1	-	-	NS	• Retainer	• Hållare		
33	1377747-9	1	1	1	-	-	IK	• Ball rubber	• Kula gummi	(1233165) O.DIA 5.56 mm	3
34	1239594-3	1	1	1	-	-	IK	• Spring	• Fjäder		3
35	1377746-1	9	9	9	-	-	IK	• Ball rubber	• Kula gummi	O.DIA 5.5 mm (1239572)	3
36	190611-4	1	1	1	-	-		• Ball	• Kula	O.DIA 5.56 mm	2
37		1	1	1	-	-	NS	• Reverse gear Control valve	• Backkugghjul Styrventil		
38	1239938-2	1	1	1	-	-		• Shift valve long 2-1	• Växlingsventil lång 2-1		3
	1239939-0	1	1	1	-	-		• Shift valve short 2-1	• Växlingsventil kort 2-1		4
39		1	1	1	-	-	NS	• Control valve 3-4	• Styrventil 3-4		
40		1	1	1	-	-	NS	• Shift valve 3rd	• Växlingsventil 3:AN		
41		2	2	2	-	-	NS	• Pin	• Pinne		
42		1	1	1	-	-	NS	• Cover plate	• Täckplåt		
43	955244-9	2	2	2	-	-		• Screw	• Skruv	LG 12 mm	2
44	941905-2	2	2	2	-	-		• Spring washer	• Fjäderbricka		2
45		1	1	1	-	-	NS	• Shift valve 3-4	• Växlingsventil 3-4		
46		1	1	1	-	-	KN	• Spring	• Fjäder	LG 33.7 mm	

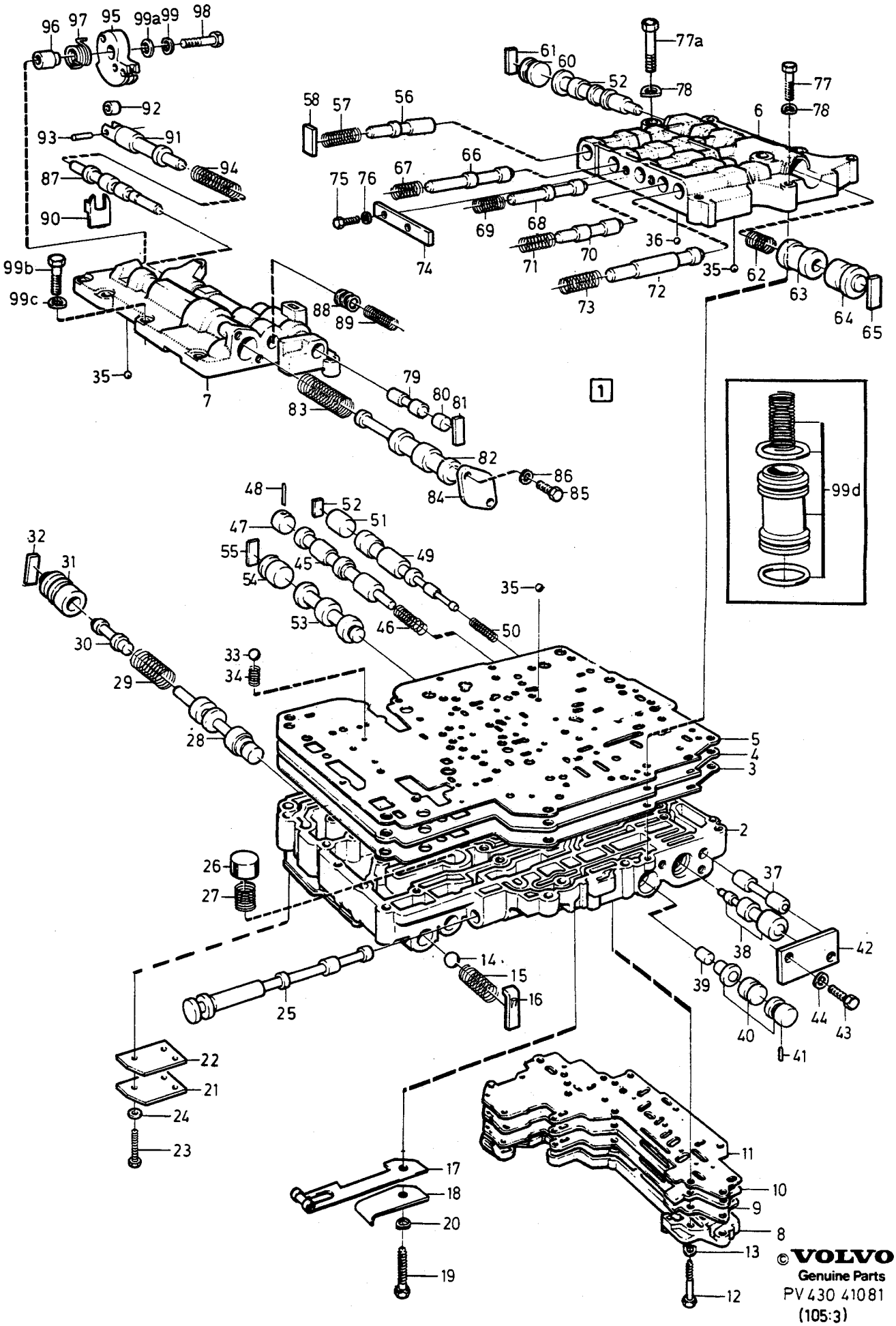

© VOLVO
Genuine Parts

A	1340030
B	1239975
C	1340032
D	
E	

CONTROL SYSTEM — KONTROLLSYSTEM

AW71

Fig	Part No. Artikel nr	Quantity /Antal A	B	C	D	E	PS	Description	Benämning	Notes Anmärkning	SR
47		1	1	1	-	-	NS	• Plug	• Plugg		
48		1	1	1	-	-	NS	• Needle bearing Roller	• Nållager Rulle		
49		1	1	1	-	-	NS	• Shift valve 1-2	• Växlingsventil 1-2		
50	1239560-4	1	1	1	-	-	IK	• Spring	• Fjäder	LG 34.6 mm	3
51		1	1	1	-	-	NS	• Plug	• Plugg		
52		1	1	1	-	-	NS	• Retainer	• Hållare		
53		1	1	1	-	-	NS	• Control valve D-2	• Reglerventil D-2		
54		1	1	1	-	-	NS	• Plug	• Plugg		
55		1	1	1	-	-	NS	• Retainer	• Hållare		
56		1	1	1	-	-	NS	• Detent regulator	• Spärrventil		
57	1239653-7	1	1	1	-	-	IK	• Spring	• Fjäder	LG 26 mm	3
58		1	1	1	-	-	NS	• Retainer	• Hållare		
59		1	1	1	-	-	NS	• Shift valve 2-3	• Växlingsventil 2-3		
60		1	1	1	-	-	NS	• Plug	• Plugg		
61		1	1	1	-	-	NS	• Retainer	• Hållare		
62	1239566-1	1	1	1	-	-	IK	• Spring	• Fjäder	LG 35.1 mm	3
63		1	1	1	-	-	NS	• Shift valve hand operated 3-2	• Växlingsventil manuell 3-2		
64		1	1	1	-	-	NS	• Plug	• Plugg		
65		1	1	1	-	-	NS	• Retainer	• Hållare		
66		1	1	1	-	-	NS	• Modulator valve hand operated 3-2	• Modulatorventil manuell 3-2		
67		1	1	1	-	-	KN	• Spring	• Fjäder	LG 27.3 mm	
68		1	1	1	-	-	NS	• Control valve rear coupling, c2	• Styrventil bakre koppling, C2		
69	1239559-6	1	1	1	-	-	IK	• Spring	• Fjäder	LG 37.5 mm	3
70		1	1	1	-	-	NS	• Modulator valve Regulator	• Modulatorventil Regulator		
71	1233176-5	1	1	1	-	-	IK	• Spring yellow	• Fjäder gul	LG 36 mm	3
72		1	1	1	-	-	NS	• Modulator valve hand operated 2-1	• Modulatorventil manuell 2-1		
73	1239564-6	1	1	1	-	-	IK	• Spring	• Fjäder	LG 27.3 mm	3
74		1	1	1	-	-	NS	• Cover plate	• Täckplåt		
75	955244-9	2	2	2	-	-		• Screw	• Skruv	LG 12 mm	2
76	941905-2	2	2	2	-	-		• Spring washer	• Fjäderbricka		2
77	1239563-8	4	4	4	-	-		• Screw	• Skruv	LG 28 mm	3
77a	955250-6	1	1	1	-	-		• Screw	• Skruv	LG 35 mm	2
78	941905-2	5	5	5	-	-		• Spring washer	• Fjäderbricka		2
79		1	1	1	-	-	NS	• Valve	• Ventil		
80		1	1	1	-	-	NS	• Plug	• Plugg		
81		1	1	1	-	-	NS	• Retainer	• Hållare		
82		1	1	1	-	-	NS	• Secondary regulator valve	• Sekundärreglerventil		
83		1	1	1	-	-	KN	• Spring	• Fjäder	LG 71.3 mm	
84		1	1	1	-	-	NS	• Cover plate	• Täckplåt		
85	955244-9	2	2	2	-	-		• Screw	• Skruv	LG 12 mm	2
86	941905-2	2	2	2	-	-		• Spring washer	• Fjäderbricka		2
87		1	1	1	-	-	NS	• Throttle valve	• Trottelventil		
88	1233198-9	X	X	X	-	-		• Adjusting washer	• Justerbricka	1)	3
89	1239568-7	1	1	1	-	-	IK	• Spring	• Fjäder	LG 21.9 mm	3
90	1239569-5	1	1	1	-	-		• Stop washer	• Stoppbricka		3
91		1	1	1	-	-	NS	• Throttle valve	• Trottelventil		
92		1	1	1	-	-	NS	• Roller	• Rulle		
93		1	1	1	-	-	NS	• Pin	• Pinne		
94	1239570-3	1	1	1	-	-	IK	• Spring	• Fjäder	LG 39.7 mm	3
95	1340033-8	-	1	-	-	-		• Cam	• Kam		4
	1340027-0	1	-	-	-	-		• Cam	• Kam		5
	1340031-2	-	-	1	-	-		• Cam	• Kam		4

1) Maximum numbers 6 pcs. / Maximalt antal 6 st.

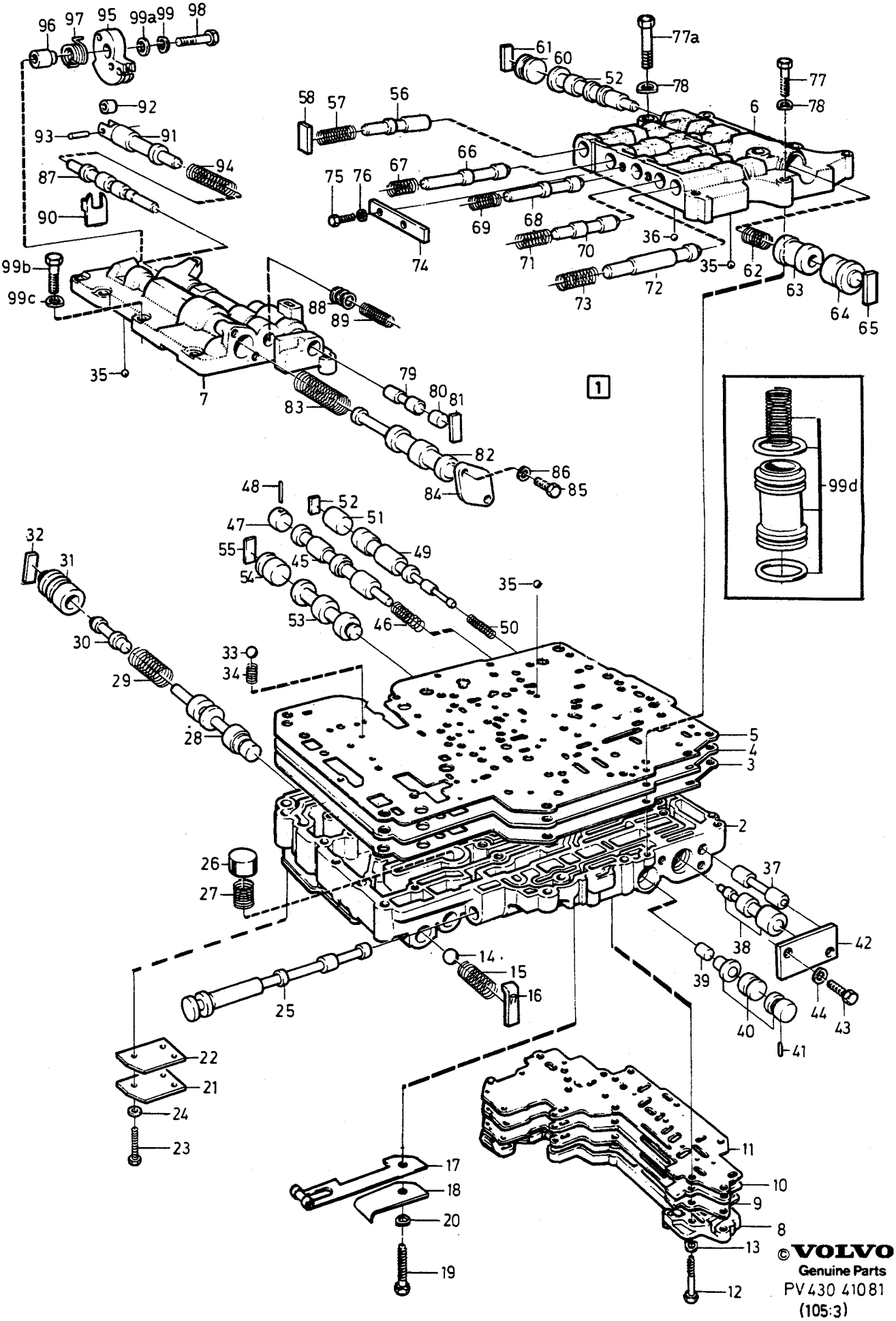

© VOLVO
Genuine Parts
PV430 41081
(105:3)

A	1340030
B	1239975
C	1340032
D	
E	

CONTROL SYSTEM — KONTROLLSYSTEM

AW71

Group / Grupp 43

Page / Sida 715

Fig	Part No. / Artikel nr	Quantity /Antal A	B	C	D	E	PS	Description	Benämning	Notes / Anmärkning	SR
96	1233204-5	1	1	1	-	-		• Spacer sleeve	• Distanshylsa		3
97	1233205-2	1	1	1	-	-	IK	• Spring	• Fjäder		3
98	1239589-3	1	1	1	-	-		• Screw	• Skruv		3
99	941906-0	1	1	1	-	-		• Spring washer	• Fjäderbricka		2
99a	1233203-7	1	1	1	-	-		• Washer	• Bricka		3
99b	1239586-9	4	4	4	-	-		• Screw	• Skruv	LG 18 mm	3
	955248-0	2	2	2	-	-		• Screw	• Skruv	LG 22 mm	2
	1239563-8	1	1	1	-	-		• Screw	• Skruv	LG 28 mm	3
99c	941905-2	7	7	7	-	-		• Spring washer	• Fjäderbricka		2
99d		1	1	1	-	-		Piston	Kolv	SEE **43** • 683	
	270152-2	1	-	1	-	-		Spring kit Control system	Fjädersats Kontrollsystem		3
		-	1	-	-	-	NS	Spring kit Control system	Fjädersats Kontrollsystem		
		1	1	1	-	-		Sealing kit	Tätningssats	SEE **43** • 651	
		1	1	1	-	-		Gasket kit	Packningsats	SEE **43** • 651	

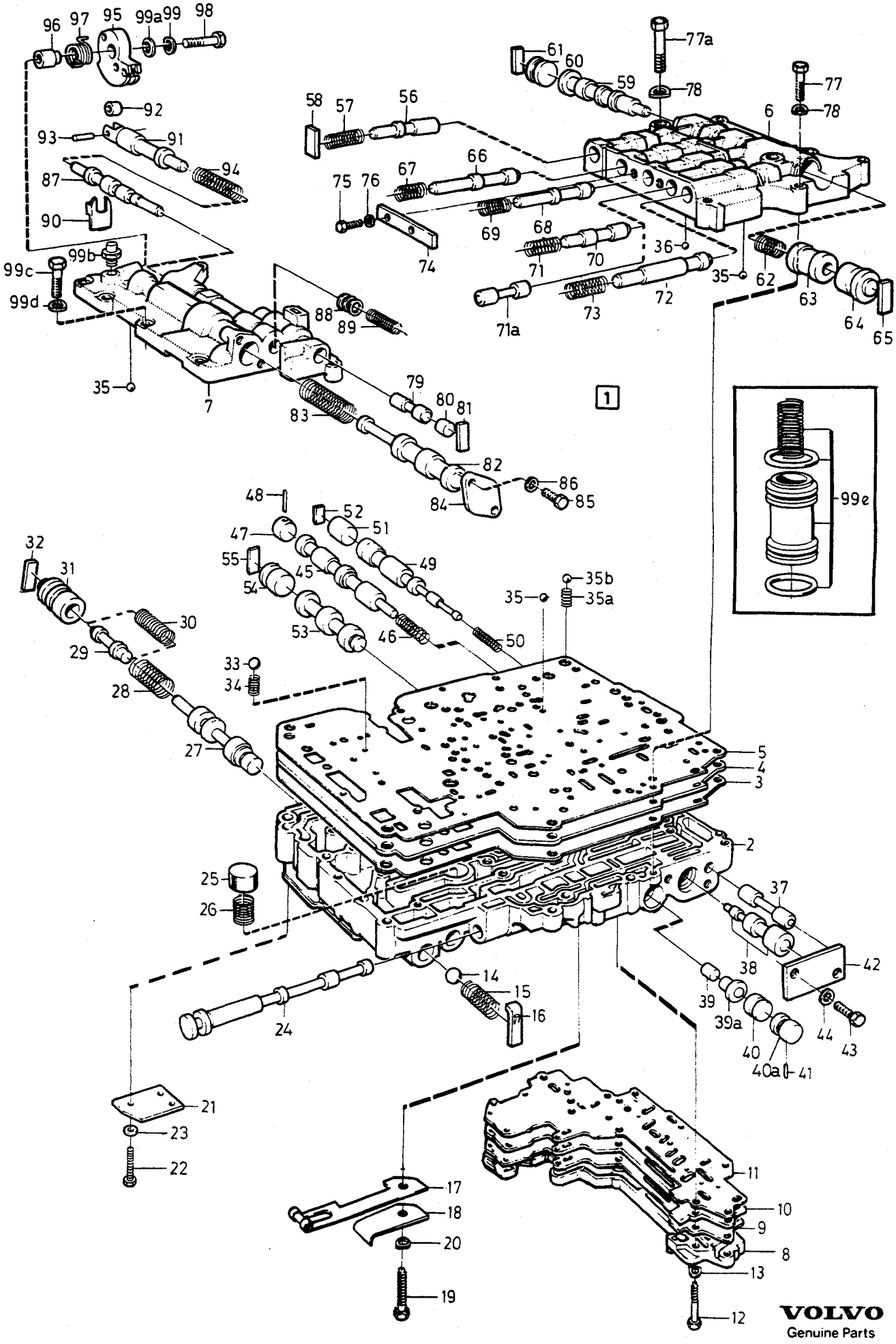

VOLVO
Genuine Parts
PV435 44578

A	1340102
B	1340101
C	1340103
D	1340104
E	3502154

CONTROL SYSTEM — KONTROLLSYSTEM

AW71

Group / Grupp 43

Page / Sida 717

Fig	Part No. / Artikel nr	Quantity /Antal A	B	C	D	E	PS	Description	Benämning	Notes / Anmärkning	SR
1	1340102-1	1	-	-	-	-		Control system	Kontrollsystem		4
	1340101-3	-	1	-	-	-		Control system	Kontrollsystem		4
	1340103-9	-	-	1	-	-		Control system	Kontrollsystem		4
	1340104-7	-	-	-	1	-		Control system	Kontrollsystem		4
	3502154-2	-	-	-	-	1		Control system	Kontrollsystem		4
2		1	-	-	-	1	NS	• Valve housing lower	• Ventilhus undre		
		-	1	1	1	-	NS	• Valve housing lower	• Ventilhus undre		
3		1	1	1	1	1	KN	• Gasket	• Packning		
4		1	-	-	1	-	NS	• Distribution plate	• Fördelningsplåt		
		-	1	-	-	-	NS	• Distribution plate	• Fördelningsplåt		
		-	-	1	-	-	NS	• Distribution plate	• Fördelningsplåt		
		-	-	-	-	1	NS	• Distribution plate	• Fördelningsplåt		
5		1	1	1	1	1	KN	• Gasket	• Packning		
6		1	1	1	1	-	NS	• Valve housing upper, rear	• Ventilhus övre, bakre		
		-	-	-	-	1	NS	• Valve housing upper, rear	• Ventilhus övre, bakre		
7		1	1	-	-	-	NS	• Valve housing upper, front	• Ventilhus övre, främre		
		-	-	1	-	-	NS	• Valve housing upper, front	• Ventilhus övre, främre		
		-	-	-	1	-	NS	• Valve housing upper, front	• Ventilhus övre, främre		
	1340084-1	-	-	-	-	1		• Valve housing, upper front	• Ventilhus, övre främre		5
8		1	1	1	1	1	NS	• Cover	• Lock		
9		1	1	1	1	1	KN	• Gasket	• Packning		
10		1	1	1	1	1	NS	• Distribution plate	• Fördelningsplåt		
11		1	1	1	1	1	KN	• Gasket	• Packning		
12	1239819-4	1	1	1	1	1		• Screw	• Skruv	LG 52 mm	3
	1239586-9	6	6	6	6	6		• Screw	• Skruv	LG 18 mm	3
		1	1	1	1	1	NS	• Screw	• Skruv	LG 55 mm	
13	941905-2	8	8	8	8	8		• Spring washer	• Fjäderbricka		2
14	400605-2	1	1	1	1	1		• Ball	• Kula	0.DIA 12.7 mm	2
15	1239557-0	1	1	1	1	1	IK	• Spring	• Fjäder	LG 32.1 mm	3
16		1	1	1	1	1	NS	• Retainer	• Hållare		
17	1239574-5	1	1	1	1	1		• Locking spring	• Spärrfjäder		3
18	1239595-0	1	1	1	1	1		• Plate	• Platta		3
19	955251-4	1	1	1	1	1		• Screw	• Skruv	LG 40 mm	2
20	941905-2	1	1	1	1	1		• Spring washer	• Fjäderbricka		2
21		1	1	1	1	1	NS	• Cover plate	• Täckplåt		
22	955244-9	1	1	1	1	1		• Screw	• Skruv	LG 12 mm	2
	1239819-4	1	1	1	1	1		• Screw	• Skruv	LG 52 mm	3
23	941905-2	2	2	2	2	2		• Spring washer	• Fjäderbricka		2
24		1	1	1	1	1	NS	• Gear selector valve	• Växelväljarslid		
25		1	1	1	1	1	NS	• Overflow valve	• Överströmningsventil		
26	6814040-9	1	1	1	1	1		• Spring	• Fjäder	LG 33.3 mm	3
27		1	1	1	1	1	NS	• Primary regulator valve	• Primärreglerventil		
28	1239792-3	-	1	1	1	-	IK	• Spring	• Fjäder	LG 61.2 mm	3
	1239558-8	1	-	-	-	1	IK	• Spring	• Fjäder	LG 73.3 mm	3
29		-	1	1	1	-	NS	• Piston	• Kolv		
30	1239559-6	1	-	-	-	1	IK	• Spring	• Fjäder	LG 37.5 mm	3
31		-	1	1	1	-	NS	• Sleeve	• Hylsa		
		1	-	-	-	1	NS	• Sleeve	• Hylsa		
32		1	1	1	1	1	NS	• Retainer	• Hållare		
33	1377747-9	1	1	1	1	-	IK	• Ball rubber	• Kula gummi	(1233165)	3
	1377747-9					1		Ball rubber	Kula gummi	O.DIA 6.35 mm	3
34	1239594-3	1	1	1	1	1	IK	• Spring	• Fjäder		3
35	1377746-1	9	9	9	9	9	IK	• Ball rubber	• Kula gummi	O.DIA 5.5 mm (1239572)	3
35a	1340083-3	1	1	1	1	1	IK	• Spring	• Fjäder		3
35b	1340082-5	1	1	1	1	1	IK	• Ball plastics	• Kula plast	O.DIA 9.5 mm	3
36	190611-4	1	1	1	1	1		• Ball	• Kula	O.DIA 5.56 mm	2
37		1	1	1	1	1	NS	• Plug	• Plugg		
38	1239938-2	1	1	1	1	1		• Shift valve long 2-1	• Växlingsventil lång 2-1		3
	1239939-0	1	1	1	1	1		• Shift valve short 2-1	• Växlingsventil kort 2-1		4

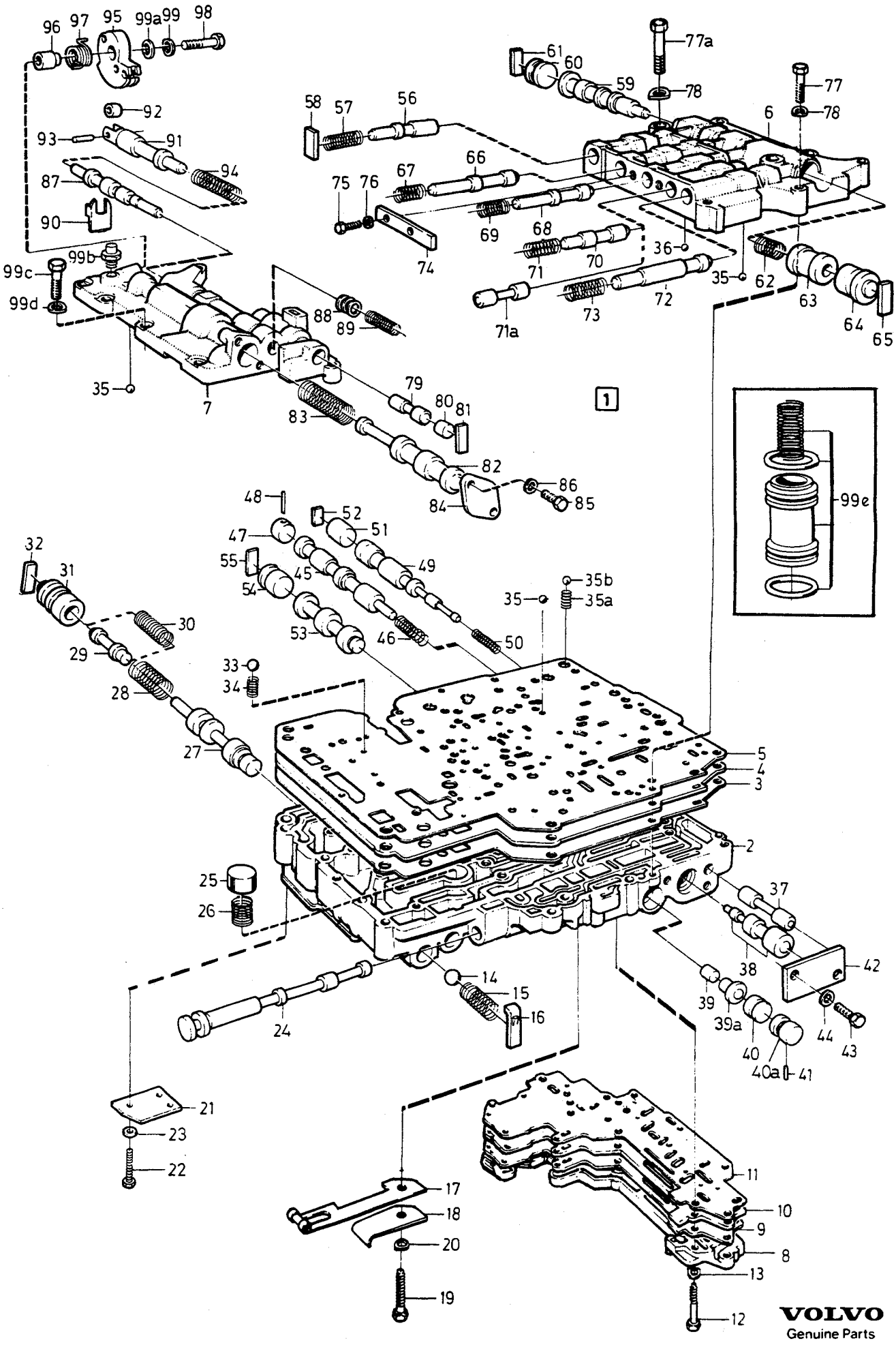

VOLVO
Genuine Parts
PV435 44578

A	1340102
B	1340101
C	1340103
D	1340104
E	3502154

CONTROL SYSTEM — KONTROLLSYSTEM

AW71

Group / Grupp 43

Page / Sida 719

Fig	Part No. / Artikel nr	Quantity / Antal A	B	C	D	E	P S	Description	Benämning	Notes / Anmärkning	S R
39		1	1	1	1	1	NS	• Control valve 3-4	• Styrventil 3-4		
39a		1	1	1	1	1	NS	• Plug	• Plugg		
40		1	1	1	1	1	NS	• Shift valve hand operated 4-3	• Växlingsventil manuell 4-3		
40a		1	1	1	1	1	NS	• Plug	• Plugg		
41		2	2	2	2	2	NS	• Pin	• Pinne		
42		1	1	1	1	1	NS	• Cover plate	• Täckplåt		
43	955244-9	2	2	2	2	2		• Screw	• Skruv	LG 12 mm	2
44	941905-2	2	2	2	2	2		• Spring washer	• Fjäderbricka		2
45		1	1	1	1	1	NS	• Shift valve 3-4	• Växlingsventil 3-4		
46		1	1	1	1	1	KN	• Spring	• Fjäder	LG 33.7 mm	
47		1	1	1	1	1	NS	• Plug	• Plugg		
48		1	1	1	1	1	NS	• Needle bearing Roller	• Nållager Rulle		
49		1	1	1	1	1	NS	• Shift valve 1-2	• Växlingsventil 1-2		
50	1239560-4	1	1	1	1	1	IK	• Spring	• Fjäder	LG 34.6 mm	3
51		1	1	1	1	1	NS	• Plug	• Plugg		
52		1	1	1	1	1	NS	• Retainer	• Hållare		
53		1	1	1	1	1	NS	• Control valve D-2	• Reglerventil D-2		
54		1	1	1	1	1	NS	• Plug	• Plugg		
55		1	1	1	1	1	NS	• Retainer	• Hållare		
56		1	1	1	1	1	NS	• Detent regulator	• Spärrventil		
57	1239653-7	1	1	1	1	1	IK	• Spring	• Fjäder	LG 31.4 mm	3
58		1	1	1	1	1	NS	• Retainer	• Hållare		
59		1	1	1	1	1	NS	• Shift valve 2-3	• Växlingsventil 2-3		
60		1	1	1	1	1	NS	• Plug	• Plugg		
61		1	1	1	1	1	NS	• Retainer	• Hållare		
62	1239566-1	1	1	1	1	1	IK	• Spring	• Fjäder	LG 35.1 mm	3
63		1	1	1	1	1	NS	• Shift valve hand operated 3-2	• Växlingsventil manuell 3-2		
64		1	1	1	1	1	NS	• Plug	• Plugg		
65		1	1	1	1	1	NS	• Retainer	• Hållare		
66		1	1	1	1	1	NS	• Modulator valve hand operated 3-2	• Modulatorventil manuell 3-2		
67		1	1	1	1	1	KN	• Spring	• Fjäder	LG 27.3 mm	
68		1	1	1	1	1	NS	• Control valve rear coupling, c2	• Styrventil bakre koppling, C2		
69	1239559-6	1	1	1	1	-	IK	• Spring	• Fjäder	LG 37.5 mm	3
	3502150-0	-	-	-	-	1		• Spring	• Fjäder		4
70		1	1	1	1	-	NS	• Modulator valve Regulator	• Modulatorventil Regulator		
71	1233176-5	1	1	1	1	-	IK	• Spring yellow	• Fjäder gul	LG 36 mm	3
71a		-	-	-	-	1	NS	• Plug	• Plugg		
72		1	1	1	1	1	NS	• Modulator valve hand operated 2-1	• Modulatorventil manuell 2-1		
73	1239564-6	1	1	1	1	1	IK	• Spring	• Fjäder	LG 42.3 mm	3
74		1	1	1	1	1	NS	• Cover plate	• Täckplåt		
75	955244-9	2	2	2	2	2		• Screw	• Skruv	LG 12 mm	2
76	941905-2	2	2	2	2	2		• Spring washer	• Fjäderbricka		2
77	1239563-8	4	4	4	4	4		• Screw	• Skruv	LG 28 mm	3
77a	955250-6	1	1	1	1	1		• Screw	• Skruv	LG 35 mm	2
78	941905-2	5	5	5	5	5		• Spring washer	• Fjäderbricka		2
79		1	1	1	1	1	NS	• Valve	• Ventil		
80		1	1	1	1	1	NS	• Plug	• Plugg		
81		1	1	1	1	1	NS	• Retainer	• Hållare		
82		1	1	1	1	1	NS	• Secondary regulator valve	• Sekundärreglerventil		
83		1	1	1	1	1	KN	• Spring	• Fjäder	LG 71.3 mm	
84		1	1	1	1	1	NS	• Cover plate	• Täckplåt		

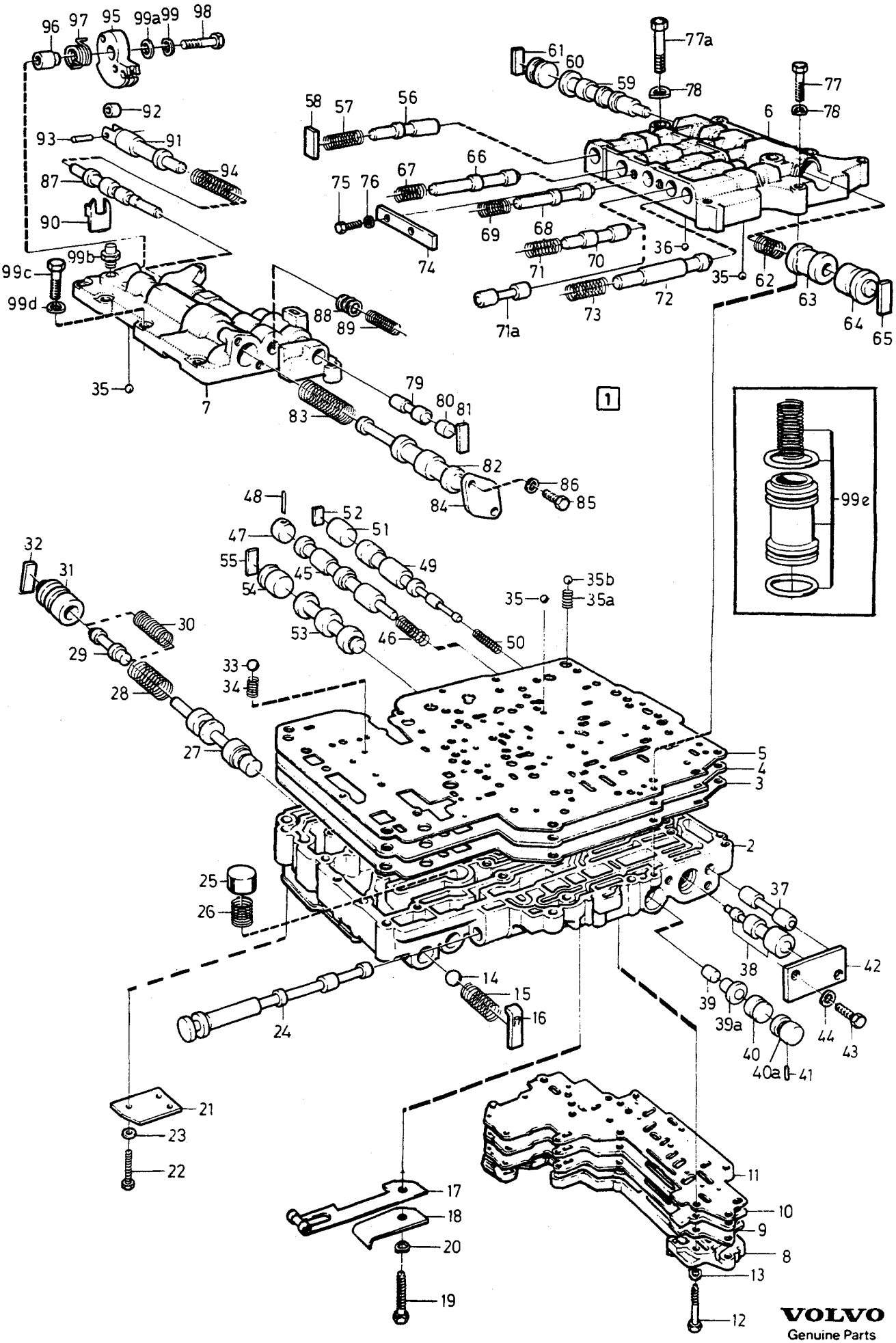

VOLVO
Genuine Parts
PV435 44578

A	1340102
B	1340101
C	1340103
D	1340104
E	3502154

CONTROL SYSTEM — KONTROLLSYSTEM

AW71

Group / Grupp 43

Page / Sida 721

Fig	Part No. / Artikel nr	Quantity / Antal A	B	C	D	E	PS	Description	Benämning	Notes / Anmärkning	SR
85	955244-9	2	2	2	2	2		• Screw	• Skruv	LG 12 mm	2
86	941905-2	2	2	2	2	2		• Spring washer	• Fjäderbricka		2
87		1	1	1	1	1	NS	• Throttle valve	• Trottelventil		
88	1233198-9	X	X	X	X	X		• Adjusting washer	• Justerbricka	1)	3
89	1239568-7	1	1	1	1	1	IK	• Spring	• Fjäder	LG 21.9 mm	3
90	1239569-5	1	1	1	1	1		• Stop washer	• Stoppbricka		3
91		1	1	1	1	1	NS	• Kick-down valve	• Kick-downventil		
92		1	1	1	1	1	NS	•• Roller	•• Rulle		
93		1	1	1	1	1	NS	•• Pin	•• Pinne		
94	1239570-3	1	1	1	1	-	IK	• Spring	• Fjäder	LG 43.0 mm	3
	3502153-4	-	-	-	-	1		• Spring	• Fjäder		4
95	1340033-8	1	1	-	-	-		• Cam	• Kam		4
	1340027-0	-	-	1	-	-		• Cam	• Kam		5
	1340031-2	-	-	-	1	1		• Cam	• Kam		4
96	1233204-5	1	1	1	1	1		• Spacer sleeve	• Distanshylsa		3
97	1233205-2	1	1	1	1	1	IK	• Spring	• Fjäder		3
98	1239589-3	1	1	1	1	1		• Screw	• Skruv		3
99	941906-0	1	1	1	1	1		• Spring washer	• Fjäderbricka		2
99a	1233203-7	1	1	1	1	1		• Washer	• Bricka		3
99b	1340085-8	1	1	1	1	1		• Ball valve	• Kulventil		3
99c	1239586-9	4	4	4	4	4		• Screw	• Skruv	LG 18 mm	3
	955248-0	2	2	2	2	2		• Screw	• Skruv	LG 22 mm	2
	1239563-8	1	1	1	1	1		• Screw	• Skruv	LG 28 mm	3
99d	941905-2	7	7	7	7	7		• Spring washer	• Fjäderbricka		2
99e		1	1	1	1	1		Piston	Kolv	SEE **43**•679	
	270152-2	1	1	1	1	-		Spring kit Control system	Fjädersats Kontrollsystem		3
		1	1	1	1	1		Sealing kit	Tätningssats	SEE **43**•651	
		1	1	1	1	1		Gasket kit	Packningsats	SEE **43**•651	

1) Maximum numbers 6 pcs. / Maximalt antal 6 st.

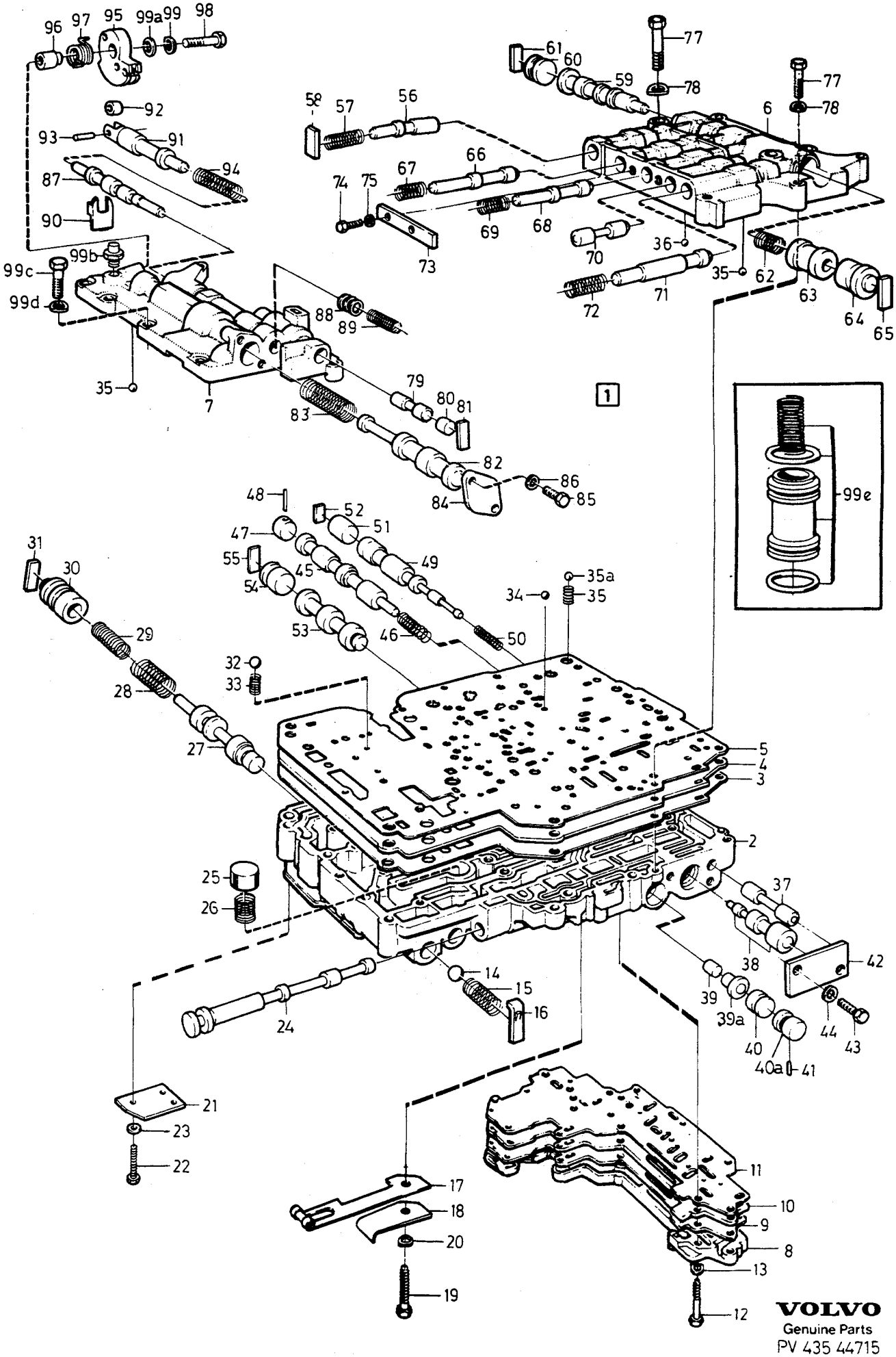

VOLVO
Genuine Parts
PV 435 44715

A	3502495	CONTROL SYSTEM	KONTROLLSYSTEM	Group Grupp 43
B				Page Sida 723
C				
D				
E		AW71		

Fig	Part No. Artikel nr	Quantity /Antal A	B	C	D	E	PS	Description	Benämning	Notes Anmärkning	CR
1	3502495-9	1	-	-	-	-		Control system	Kontrollsystem		4
2		1	-	-	-	-	NS	• Valve housing lower	• Ventilhus undre		
3		1	-	-	-	-	KN	• Gasket	• Packning		
4		1	-	-	-	-	NS	• Distribution plate	• Fördelningsplåt		
5		1	-	-	-	-	KN	• Gasket	• Packning		
6		1	-	-	-	-	NS	• Valve housing upper, rear	• Ventilhus övre, bakre		
7	1340084-1	1	-	-	-	-		• Valve housing, upper front	• Ventilhus, övre främre		5
8		1	-	-	-	-	NS	• Cover	• Lock		
9		1	-	-	-	-	KN	• Gasket	• Packning		
10		1	-	-	-	-	NS	• Distribution plate	• Fördelningsplåt		
11		1	-	-	-	-	KN	• Gasket	• Packning		
12	1239819-4	1	-	-	-	-		• Screw	• Skruv	LG 52 mm	3
	1239586-9	6	-	-	-	-		• Screw	• Skruv	LG 18 mm	3
		1	-	-	-	-	NS	• Screw	• Skruv	LG 55 mm	
13	941905-2	8	-	-	-	-		• Spring washer	• Fjäderbricka		2
14	400605-2	1	-	-	-	-		• Ball	• Kula	O.DIA 12.7 mm	2
15	1239557-0	1	-	-	-	-	IK	• Spring	• Fjäder	LG 32.1 mm	3
16		1	-	-	-	-	NS	• Retainer	• Hållare		
17	1239574-5	1	-	-	-	-		• Locking spring	• Spärrfjäder		3
18	1239595-0	1	-	-	-	-		• Plate	• Platta		3
19	955251-4	1	-	-	-	-		• Screw	• Skruv	LG 40 mm	2
20	941905-2	1	-	-	-	-		• Spring washer	• Fjäderbricka		2
21		1	-	-	-	-	NS	• Cover plate	• Täckplåt		
22	955244-9	1	-	-	-	-		• Screw	• Skruv	LG 12 mm	2
	1239819-4	1	-	-	-	-		• Screw	• Skruv	LG 52 mm	3
23	941905-2	2	-	-	-	-		• Spring washer	• Fjäderbricka		2
24		1	-	-	-	-	NS	• Gear selector valve	• Växelväljarslid		
25		1	-	-	-	-	NS	• Overflow valve	• Överströmningsventil		
26		1	-	-	-	-	KN	• Spring	• Fjäder	LG 33.3 mm	
27		1	-	-	-	-	NS	• Primary regulator valve	• Primärreglerventil		
28	1239558-8	1	-	-	-	-	IK	• Spring	• Fjäder	LG 73.3 mm	3
29	1239559-6	1	-	-	-	-	IK	• Spring	• Fjäder	LG 37.5 mm	3
30		1	-	-	-	-	NS	• Sleeve	• Hylsa		
31		1	-	-	-	-	NS	• Retainer	• Hållare		
32	1377747-9	1	-	-	-	-		• Ball rubber	• Kula gummi	(1233165) O.DIA 6.35 mm	3
33	1239594-3	1	-	-	-	-	IK	• Spring	• Fjäder		3
34	1377746-1	9	-	-	-	-	IK	• Ball rubber	• Kula gummi	O.DIA 5.5 mm	3
35	1340083-3	1	-	-	-	-	IK	• Spring	• Fjäder		3
35a	1340082-5	1	-	-	-	-	IK	• Ball plastics	• Kula plast	O.DIA 9.5 mm	3
36	190611-4	1	-	-	-	-		• Ball	• Kula	O.DIA 5.56 mm	2
37		1	-	-	-	-	NS	• Plug	• Plugg		
38	1239938-2	1	-	-	-	-		• Shift valve long 2-1	• Växlingsventil lång 2-1		3
	1239939-0	1	-	-	-	-		• Shift valve short 2-1	• Växlingsventil kort 2-1		4
39		1	-	-	-	-	NS	• Control valve 3-4	• Styrventil 3-4		
39a		1	-	-	-	-	NS	• Plug	• Plugg		
40		1	-	-	-	-	NS	• Shift valve hand operated 4-3	• Växlingsventil manuell 4-3		
40a		1	-	-	-	-	NS	• Plug	• Plugg		
41		2	-	-	-	-	NS	• Pin	• Pinne		
42		1	-	-	-	-	NS	• Cover plate	• Täckplåt		
43	955244-9	2	-	-	-	-		• Screw	• Skruv	LG 12 mm	2
44	941905-2	2	-	-	-	-		• Spring washer	• Fjäderbricka		2
45		1	-	-	-	-	NS	• Shift valve 3-4	• Växlingsventil 3-4		
46		1	-	-	-	-	KN	• Spring	• Fjäder	LG 33.7 mm	
47		1	-	-	-	-	NS	• Plug	• Plugg		
48		1	-	-	-	-	NS	• Needle bearing Roller	• Nållager Rulle		

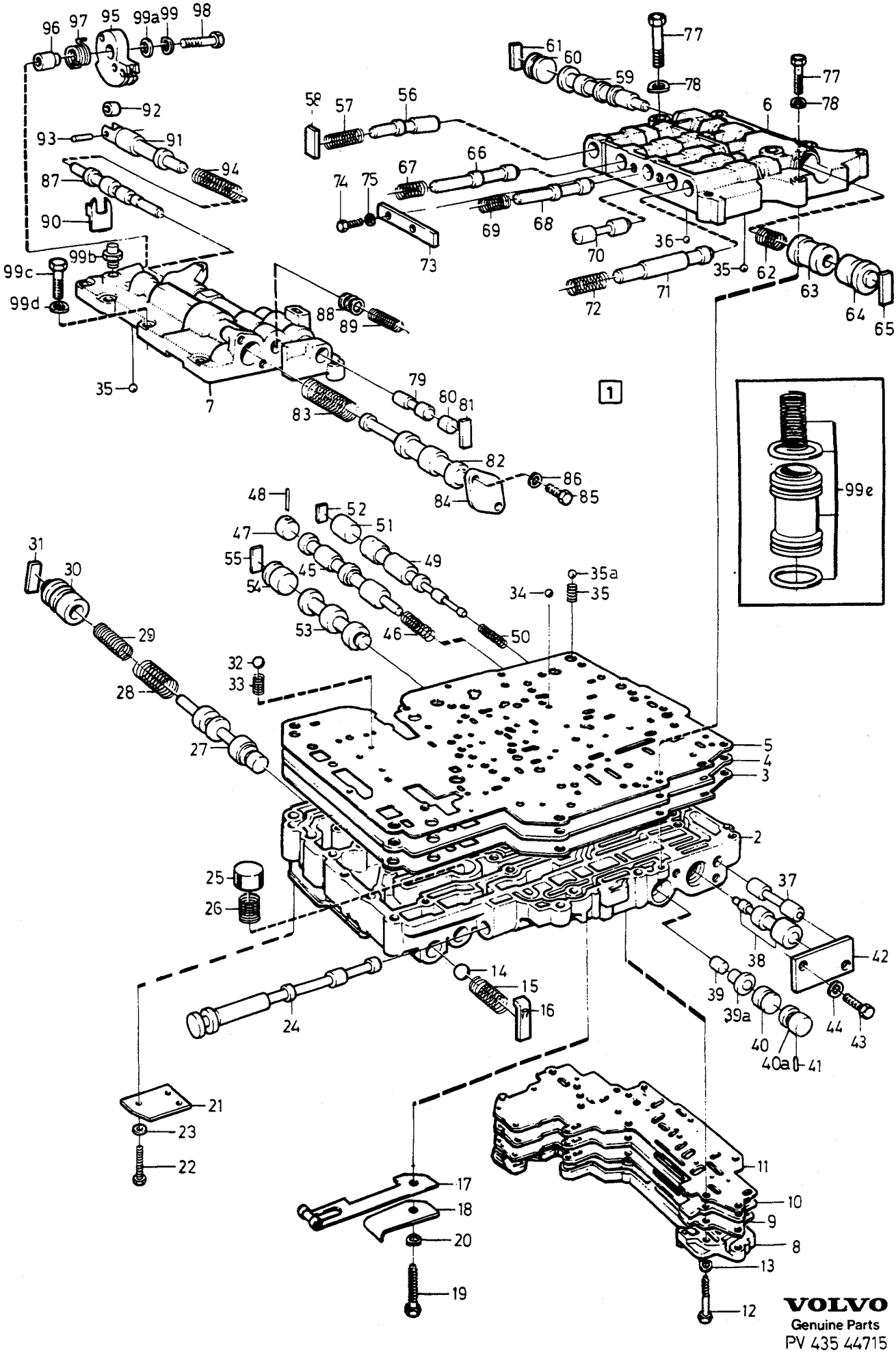

VOLVO
Genuine Parts
PV 435 44715

A	3502495	CONTROL SYSTEM	KONTROLLSYSTEM	Group Grupp 43
B				
C				
D				Page Sida 725
E		AW71		

Fig	Part No. Artikel nr	Quantity /Antal A	B	C	D	E	PS	Description	Benämning	Notes Anmärkning	SR
49		1	-	-	-	-	NS	• Shift valve 1-2	• Växlingsventil 1-2		
50	1239560-4	1	-	-	-	-	IK	• Spring	• Fjäder	LG 34.6 mm	3
51		1	-	-	-	-	NS	• Plug	• Plugg		
52		1	-	-	-	-	NS	• Retainer	• Hållare		
53		1	-	-	-	-	NS	• Control valve D-2	• Reglerventil D-2		
54		1	-	-	-	-	NS	• Plug	• Plugg		
55		1	-	-	-	-	NS	• Retainer	• Hållare		
56		1	-	-	-	-	NS	• Detent regulator	• Spärrventil		
57	1239653-7	1	-	-	-	-	IK	• Spring	• Fjäder	LG 31.4 mm	3
58		1	-	-	-	-	NS	• Retainer	• Hållare		
59		1	-	-	-	-	NS	• Shift valve 2-3	• Växlingsventil 2-3		
60		1	-	-	-	-	NS	• Plug	• Plugg		
61		1	-	-	-	-	NS	• Retainer	• Hållare		
62	1239566-1	1	-	-	-	-	IK	• Spring	• Fjäder	LG 35.1 mm	3
63		1	-	-	-	-	NS	• Shift valve hand operated 3-2	• Växlingsventil manuell 3-2		
64		1	-	-	-	-	NS	• Plug	• Plugg		
65		1	-	-	-	-	NS	• Retainer	• Hållare		
66		1	-	-	-	-	NS	• Modulator valve hand operated 3-2	• Modulatorventil manuell 3-2		
67		1	-	-	-	-	KN	• Spring	• Fjäder	LG 27.3 mm	
68		1	-	-	-	-	NS	• Control valve rear coupling, c2	• Styrventil bakre koppling, C2		
69	3502150-0	1	-	-	-	-		• Spring Regulator	• Fjäder Regulator		4
70		1	-	-	-	-	NS	• Plug	• Plugg		
71		1	-	-	-	-	NS	• Modulator valve hand operated 2-1	• Modulatorventil manuell 2-1		
72	1239564-6	1	-	-	-	-	IK	• Spring	• Fjäder	LG 42.3 mm	3
73		1	-	-	-	-	NS	• Cover plate	• Täckplåt		
74	955244-9	2	-	-	-	-		• Screw	• Skruv	LG 12 mm	2
75	941905-2	2	-	-	-	-		• Spring washer	• Fjäderbricka		2
76	1239563-8	4	-	-	-	-		• Screw	• Skruv	LG 28 mm	3
77	955250-6	1	-	-	-	-		• Screw	• Skruv	LG 35 mm	2
78	941905-2	5	-	-	-	-		• Spring washer	• Fjäderbricka		2
79		1	-	-	-	-	NS	• Valve	• Ventil		
80		1	-	-	-	-	NS	• Plug	• Plugg		
81		1	-	-	-	-	NS	• Retainer	• Hållare		
82		1	-	-	-	-	NS	• Secondary regulator valve	• Sekundärreglerventil		
83		1	-	-	-	-	KN	• Spring	• Fjäder	LG 71.3 mm	
84		1	-	-	-	-	NS	• Cover plate	• Täckplåt		
85	955244-9	2	-	-	-	-		• Screw	• Skruv	LG 12 mm	2
86	941905-2	2	-	-	-	-		• Spring washer	• Fjäderbricka		2
87		1	-	-	-	-	NS	• Throttle valve	• Trottelventil		
88	1233198-9	X	-	-	-	-		• Adjusting washer	• Justerbricka	1)	3
89	1239568-7	1	-	-	-	-	IK	• Spring	• Fjäder	LG 21.9 mm	3
90	1239569-5	1	-	-	-	-		• Stop washer	• Stoppbricka		3
91		1	-	-	-	-	NS	• Kick-down valve	• Kick-downventil		
92		1	-	-	-	-	NS	• • Roller	• • Rulle		
93		1	-	-	-	-	NS	• • Pin	• • Pinne		
94	3502153-4	1	-	-	-	-		• Spring	• Fjäder		4
95	1340033-8	1	-	-	-	-		• Cam	• Kam		4
96	1233204-5	1	-	-	-	-		• Spacer sleeve	• Distanshylsa		3
97	1233205-2	1	-	-	-	-	IK	• Spring	• Fjäder		3
98	1239589-3	1	-	-	-	-		• Screw	• Skruv		3
99	941906-0	1	-	-	-	-		• Spring washer	• Fjäderbricka		2
99a	1233203-7	1	-	-	-	-		• Washer	• Bricka		3
99b	1340085-8	1	-	-	-	-		• Ball valve	• Kulventil		3

1) Maximum numbers 6 pcs. / Maximalt antal 6 st.

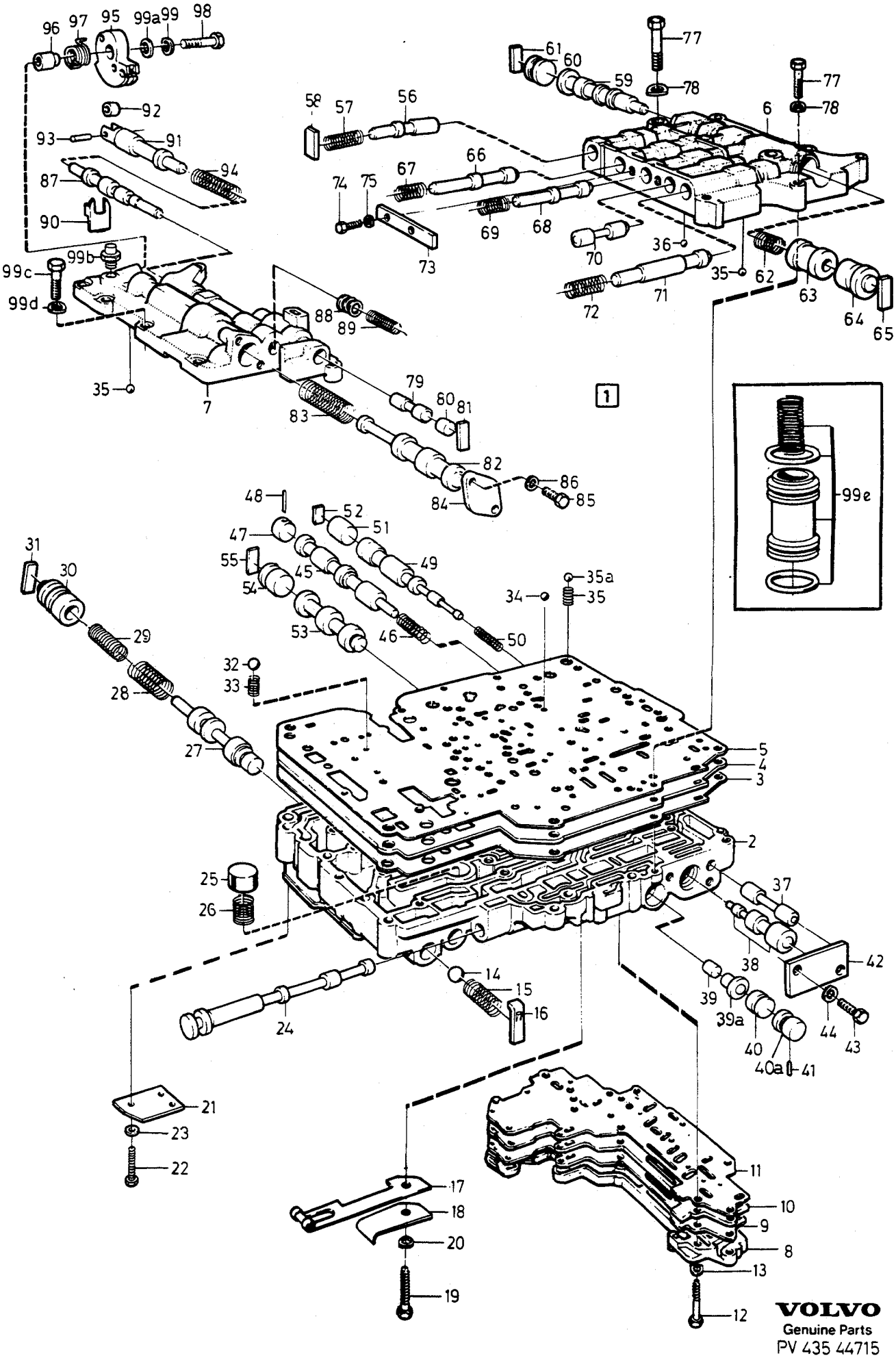

VOLVO
Genuine Parts
PV 435 44715

A	3502495	CONTROL SYSTEM KONTROLLSYSTEM	Group Grupp 43
B			
C			
D			Page Sida 727
E		AW71	

Fig	Part No. Artikel nr	Quantity /Antal A	B	C	D	E	PS	Description	Benämning	Notes Anmärkning	SR
99c	1239586-9	4	-	-	-	-		•Screw	•Skruv	LG 18 mm	3
	955248-0	2	-	-	-	-		•Screw	•Skruv	LG 22 mm	2
	1239563-8	1	-	-	-	-		•Screw	•Skruv	LG 28 mm	3
99d	941905-2	7	-	-	-	-		•Spring washer	•Fjäderbricka		2
99e		1	-	-	-	-		Piston	Kolv	SEE **43**•685	
								Control system	Kontrollsystem		
		1	-	-	-	-		Sealing kit	Tätningssats	SEE **43**•651	
		1	-	-	-	-		Gasket kit	Packningsats	SEE **43**•651	

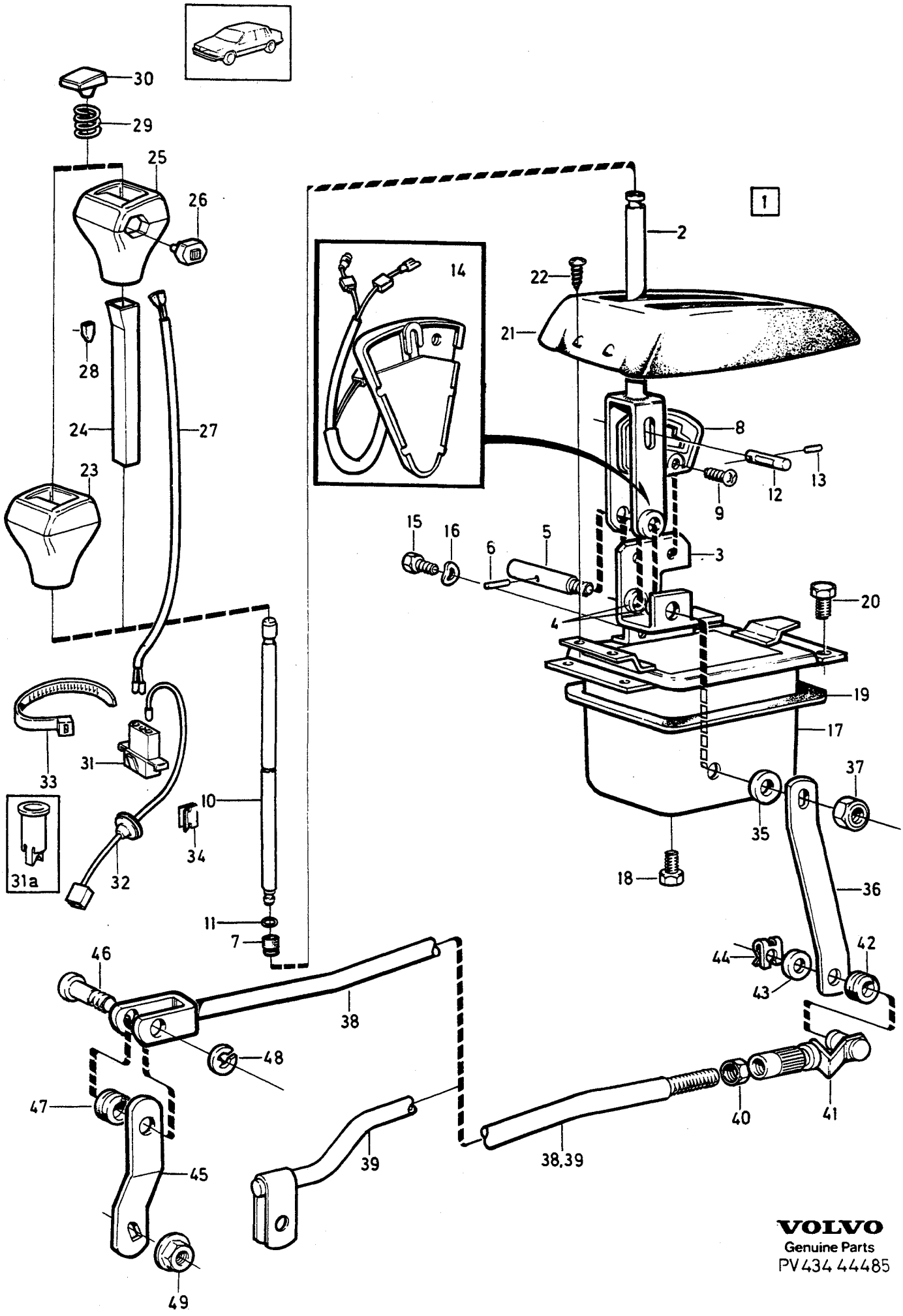

VOLVO
Genuine Parts
PV434 44485

A
B
C
D
E

GEARSHIFT — VÄXELREGLAGE

BW55, AW70, AW71

Group / Grupp 43

Page / Sida 729

Fig	Part No. / Artikel nr	Quantity / Antal A	B	C	D	E	PS	Description	Benämning	Notes / Anmärkning	SR
1	381982-8	1	-	-	-	-		Gear lever carrier	Spakställ	BW55	4
	381954-7	1	-	-	-	-		Gear lever carrier	Spakställ	AW70/71	4
2		1	-	-	-	-	NS	•Gear lever	•Växelspak		
3		1	-	-	-	-	NS	•Bracket	•Konsol		
4	381710-3	2	-	-	-	-		•Bushing	•Bussning		3
5	*381811*	1	-	-	-	-	OP	•Shaft	•Axel		3
6	951978-6	1	-	-	-	-		•Spring pin	•Rörpinne		2
7	381910-9	1	-	-	-	-		•Bushing	•Bussning		3
8	381798-8	1	-	-	-	-		•Gear selector gate	•Växelkuliss	BW55	3
	1220155-4	1	-	-	-	-		•Gear selector gate	•Växelkuliss	AW70, AW71.	3
9	950144-6	1	-	-	-	-		•Screw	•Skruv		2
10	1220289-1	1	-	-	-	-		•Push rod	•Tryckstång		3
11	955978-2	1	-	-	-	-		•Rubber ring	•Gummiring		2
12	381715-2	1	-	-	-	-		Detent	Spärr		3
13	951925-7	1	-	-	-	-		Pin	Pinne		2
14	1234386-9	1	-	-	-	-		Switch	Strömställare		2
								Starter inhibitor	Startspärr		
15	956075-6	2	-	-	-	-		Screw	Skruv		2
16	941905-2	2	-	-	-	-		Spring washer	Fjäderbricka		2
17	381858-0	1	-	-	-	-		Cover	Kåpa	BW55	3
	381985-1	1	-	-	-	-		Cover	Kåpa	AW70, AW71	3
18	955511-1	3	-	-	-	-		Screw	Skruv		2
19	381756-6	1	-	-	-	-		Gasket	Packning		2
20	945358-0	4	-	-	-	-		Flange screw	Flänsskruv		2
21	1204515-9	1	-	-	-	-		Cover black	Kåpa svart		4
	1294420-3	1	-	-	-	-		Cover beige	Kåpa beige		4
	1294407-0	1	-	-	-	-		Cover blue	Kåpa blå		4
	1294433-6	1	-	-	-	-		Cover grey	Kåpa grå		4
	1294446-8	1	-	-	-	-		Cover brown	Kåpa brun		4
22	955127-6	2	-	-	-	-		Screw	Skruv		2
23	381925-7	1	-	-	-	-		Gear lever knob	Växelspaksknopp	BW55	2
24	381959-6	1	-	-	-	-		Outer casing	Hölje	AW70, AW71	2
25	381956-2	1	-	-	-	-		Gear lever knob	Växelspaksknopp	AW70/71 L.H.D	2
	381995-0	1	-	-	-	-		Gear lever knob	Växelspaksknopp	AW70/71 R.H.D	2
26	1259708-4	1	-	-	-	-		Switch	Strömställare	AW70, AW71	3
27	1308899-2	1	-	-	-	-		Cable harness	Ledningsmatta	AW70, AW71	5
28	947848-8	1	-	-	-	-		Receptacle housing	Hylsisolator	AW70, AW71	2
29	1220240-4	1	-	-	-	-		Spring	Fjäder		3
30	381927-3	1	-	-	-	-		Push button	Tryckknapp		3
31	948297-7	1	-	-	-	-		Pin housing	Stiftisolator	AW70, AW71	3
31a	1308436-3	1	-	-	-	-		Pin housing	Stiftisolator	6CYL AW71	2
32	1308724-2	1	-	-	-	-		Cable harness	Ledningsmatta	AW70, AW71	5
33	948211-8	1	-	-	-	-		Strip clamp	Bandklamma	AW70, AW71	2
34	381992-7	1	-	-	-	-		Clip	*Clips*	AW70, AW71	2
35	947543-5	1	-	-	-	-		Sealing ring	Tätningsring		2
36	381878-8	1	-	-	-	-		Lever	Hävarm	BW55, EXC DSL	3
	1220147-1	1	-	-	-	-		Lever	Hävarm	BW55, DSL	3
	1220156-2	1	-	-	-	-		Lever	Hävarm	AW70, AW71	3
37	950353-3	1	-	-	-	-		Lock nut	Låsmutter		2
38	381799-6	1	-	-	-	-		Control rod	Reglerstång	BW55 4CYL	3
	381876-2	1	-	-	-	-		Control rod	Reglerstång	BW55 6CYL	3
	1220148-9	1	-	-	-	-		Control rod	Reglerstång	DSL	3
39	1220159-6	1	-	-	-	-		Control rod	Reglerstång	4CYL AW70/71	3
	1220164-6	1	-	-	-	-		Control rod	Reglerstång	6CYL AW71	3
40	955800-8	1	-	-	-	-		Lock nut	Låsmutter		2
41	381825-9	1	-	-	-	-		Adjusting sleeve	Justerhylsa	4CYL	3
	381841-6	1	-	-	-	-		Adjusting sleeve	Justerhylsa	6CYL. DSL	3
42	666143-3	1	-	-	-	-		Bushing	Bussning		2
43	955894-1	1	-	-	-	-		Washer	Bricka		2
44	942915-0	1	-	-	-	-		Safety brace	Säkringsbygel		2
45	381879-6	1	-	-	-	-		Lever	Hävarm	BW55 4CYL	4
	1220157-0	1	-	-	-	-		Lever	Hävarm	AW70/71	3

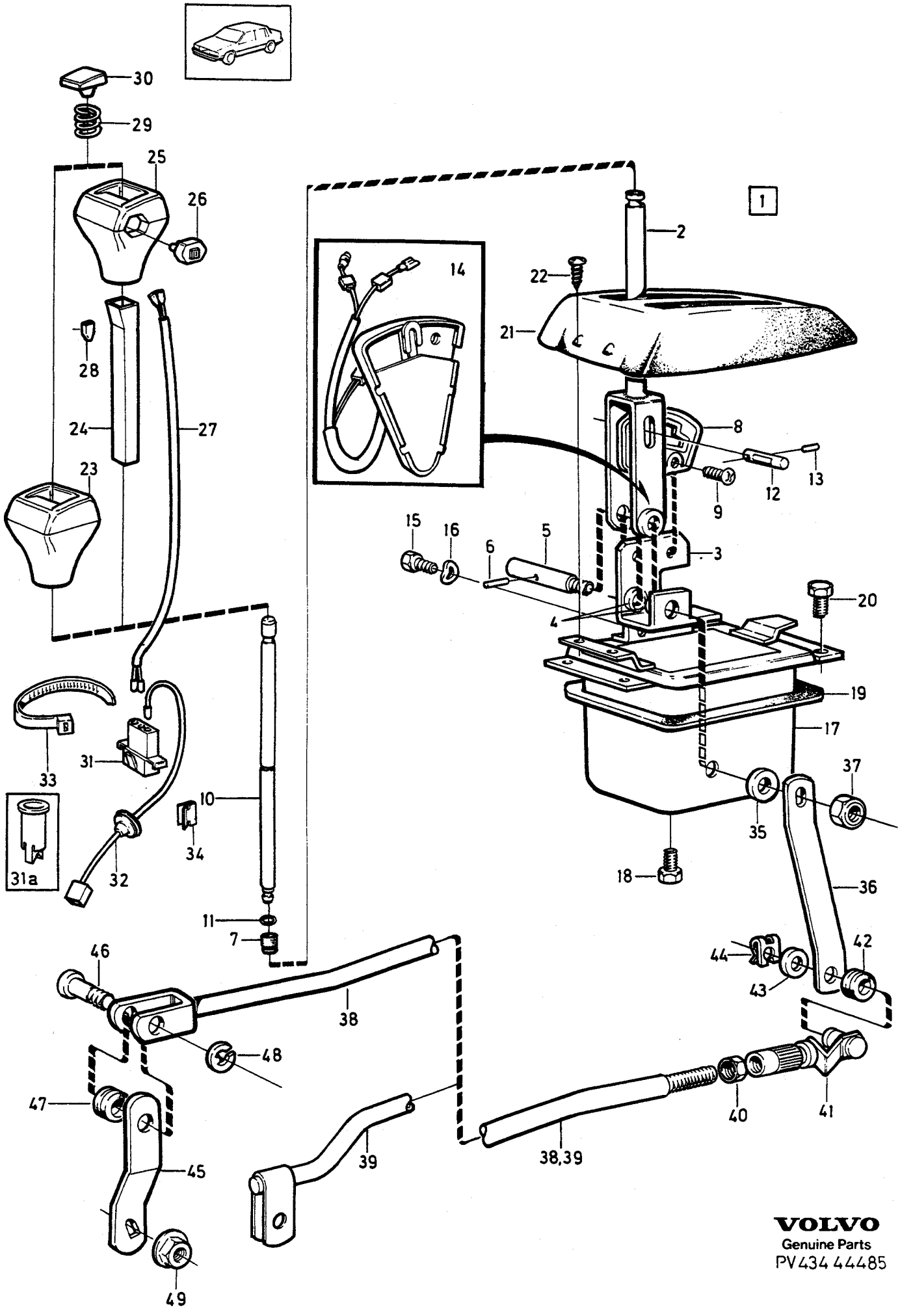

VOLVO
Genuine Parts
PV434 44485

A
B
C
D
E

GEARSHIFT — VÄXELREGLAGE

Group / Grupp 43

Page / Sida 731

BW55, AW70, AW71

Fig	Part No. / Artikel nr	Quantity /Antal A	B	C	D	E	PS	Description	Benämning	Notes / Anmärkning	SR
	381882-0	1	-	-	-	-		Lever	Hävarm	BW55 6CYL. DSL	4
46	381705-3	1	-	-	-	-		Bolt	Bult		4
47	381704-6	1	-	-	-	-		Bushing	Bussning		3
48	951669-1	1	-	-	-	-		E-circlip	Spårryttare		2
49	945408-3	1	-	-	-	-		Flange nut	Flänsmutter		2

4 CYL. DSL

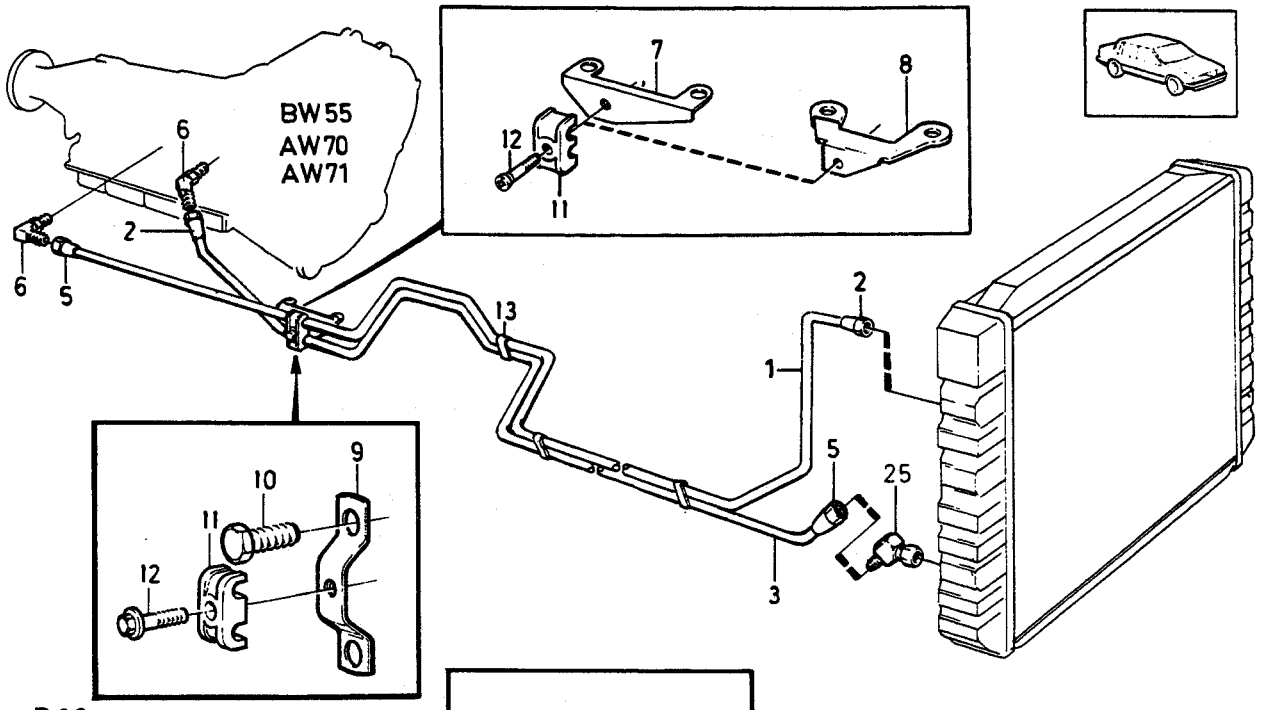

B 28

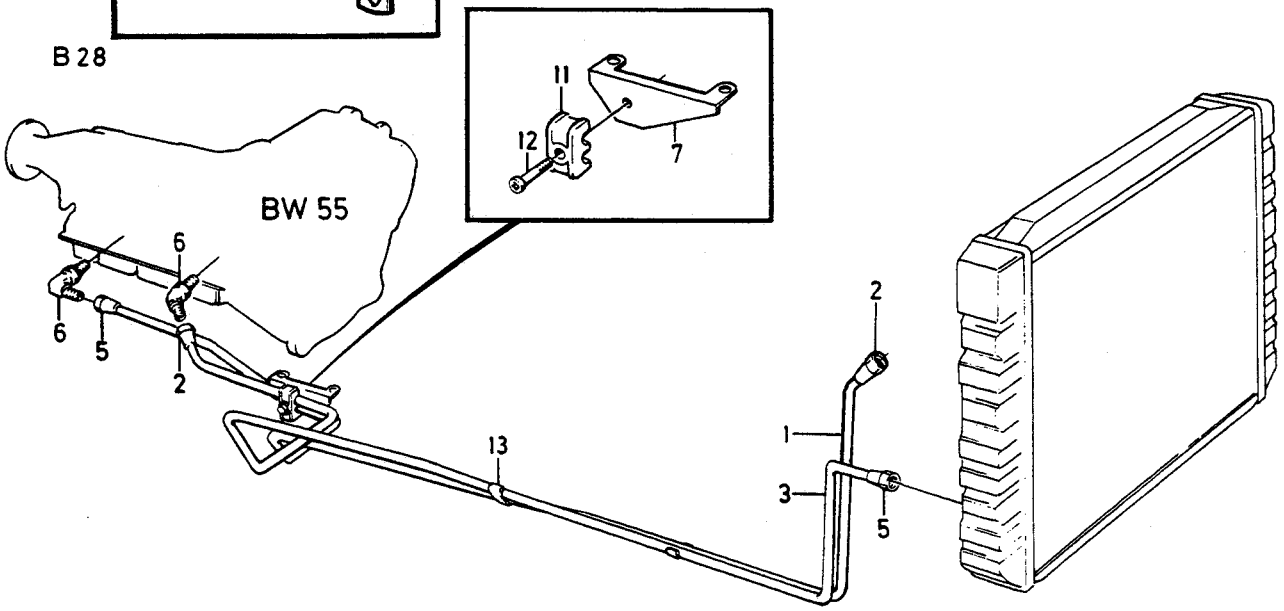

B 28

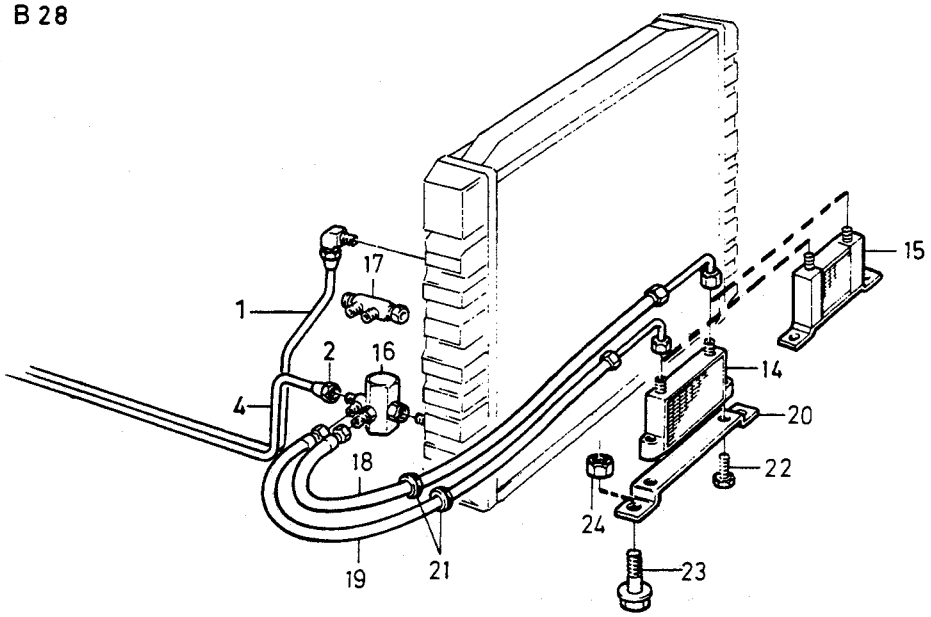

©VOLVO
Genuine Parts
PV 430 42081
(105:4)

A	4CYL
B	6CYL
C	DSL
D	
E	

GEARBOX COOLING — VÄXELLÅDSKYLNING

Group / Grupp 43

Page / Sida 733

Fig	Part No. / Artikel nr	Quantity / Antal A	B	C	D	E	PS	Description	Benämning	Notes / Anmärkning	SR
1	1306837-4	1	-	-	-	-		Pipe	Rör	BW55	4
	1306839-0	1	-	-	-	-		Pipe	Rör	1) AW70/71	4
	1346561-2	1	-	-	-	-		Pipe	Rör	2) AW70/71	4
	1274533-7	-	1	-	-	-		Pipe	Rör	BW55	4
	1274321-7	-	1	-	-	-		Pipe	Rör	AW70/71	4
	1328500-2	-	-	1	-	-		Pipe	Rör	BW55	3
2	954322-4	2	2	2	-	-		•Cap nut	•Överfallsmutter		2
3	1306838-2	1	-	-	-	-		Pipe	Rör	BW55	4
	1306840-8	1	-	-	-	-		Pipe	Rör	1) AW70/71	4
	1346562-0	1	-	-	-	-		Pipe	Rör	2) AW70/71	4
	1274120-3	-	1	-	-	-		Pipe	Rör	BW55 B28E (AUS)	3
	1328696-8	-	-	1	-	-		Pipe	Rör		3
	1274322-5	-	1	-	-	-		Pipe	Rör	AW70/71	4
4	1274520-4	-	1	-	-	-		Pipe	Rör	BW55 EXC B28E (AUS)	4
5	954322-4	2	2	2	-	-		•Cap nut	•Överfallsmutter		2
6		1	1	1	-	-		Fitting	Förskruvning	BW55 SEE **43**•651	
		1	-	-	-	-		Fitting	Förskruvning	AW70/71 SEE **43**•651	
7	464402-7	-	1	-	-	-		Bracket	Konsol		3
8	1336182-9	1	-	-	-	-		Bracket	Konsol	BW55, AW70/71	3
9	1328656-2	-	-	1	-	-		Bracket	Konsol		3
10	940148-0	-	-	2	-	-		Screw	Skruv	LG 16 mm	2
11	462996-0	1	1	1	-	-		Clamp	Klamma		2
12	948356-1	1	1	1	-	-		Flange screw	Flänsskruv		2
13	460428-6	3	3	3	-	-		Clamp	Klamma		2
14	*(1220646)*	-	1	-	-	-	SP	Oil cooler	Oljekylare	AW71 B28E, BW55 B28E EXC (AUS) 4DRS CH -APP 172887 5DRS CH -682927 REPL 1 PCS 1377742-0	5
15	1377742-0	-	1	-	-	-		Oil cooler	Oljekylare	AW71 B28E, BW55 B28E EXC (AUS) 4DRS CH APP 172888- 5DRS CH 682928-	5
16	1220227-1	-	1	-	-	-		Thermostat	Termostat	BW55 B28E EXC (AUS)	3
17	1220296-6	-	1	-	-	-		Union	Anslutningsstycke	AW71 B28E	3
18	1220229-7	-	1	-	-	-		Hose	Slang	AW71 B28E, BW55 B28E EXC (AUS)	3
19	1220230-5	-	1	-	-	-		Hose	Slang	AW71 B28E, BW55 B28E EXC (AUS)	3
20	1220613-2	-	1	-	-	-		Bracket	Konsol	AW71 B28E, BW55 B28E EXC (AUS) 4DRS CH -APP 172887 5DRS CH -682927	4
21	1220231-3	-	2	-	-	-		Bushing	Bussning	AW71 B28E, BW55 B28E EXC (AUS)	3
22	965175-3	-	2	-	-	-		Flange screw	Flänsskruv	AW71 B28E, BW55 B28E EXC (AUS)	2

1) Without intercooler. / Utan laddluftkylare.
2) With charge air cooler. / Med laddluftkylare.

4 CYL. DSL

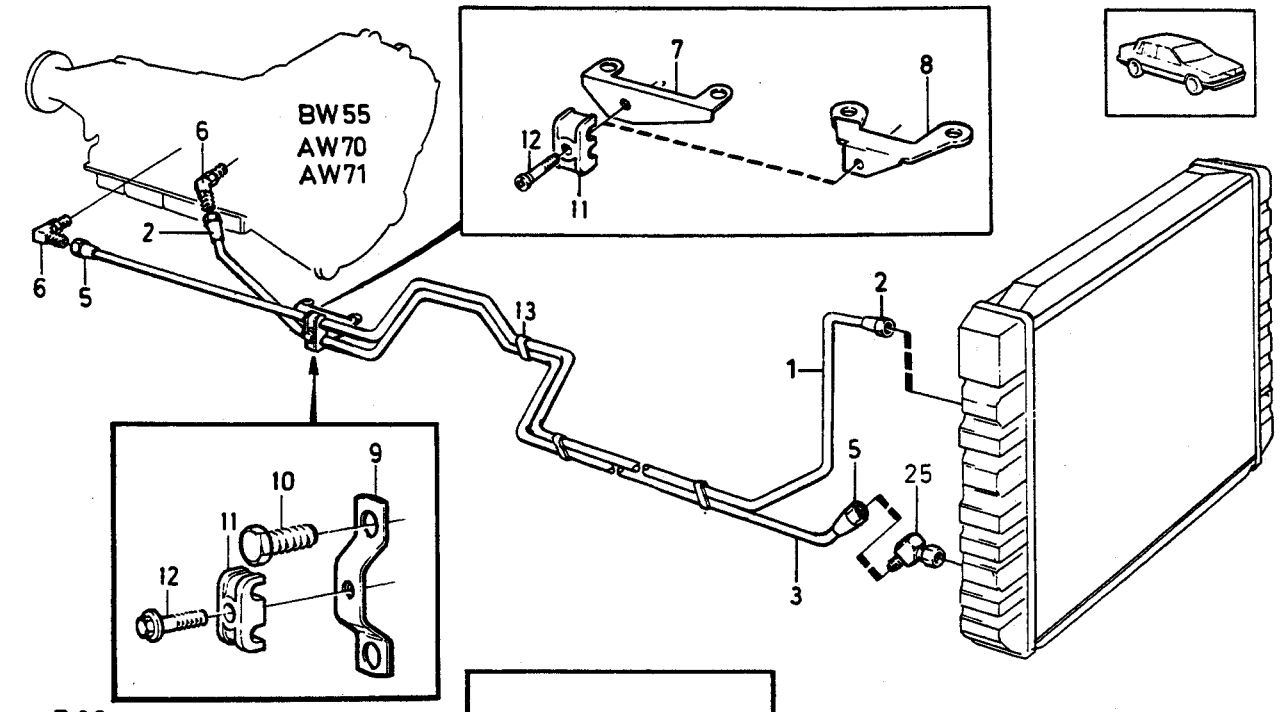

B 28

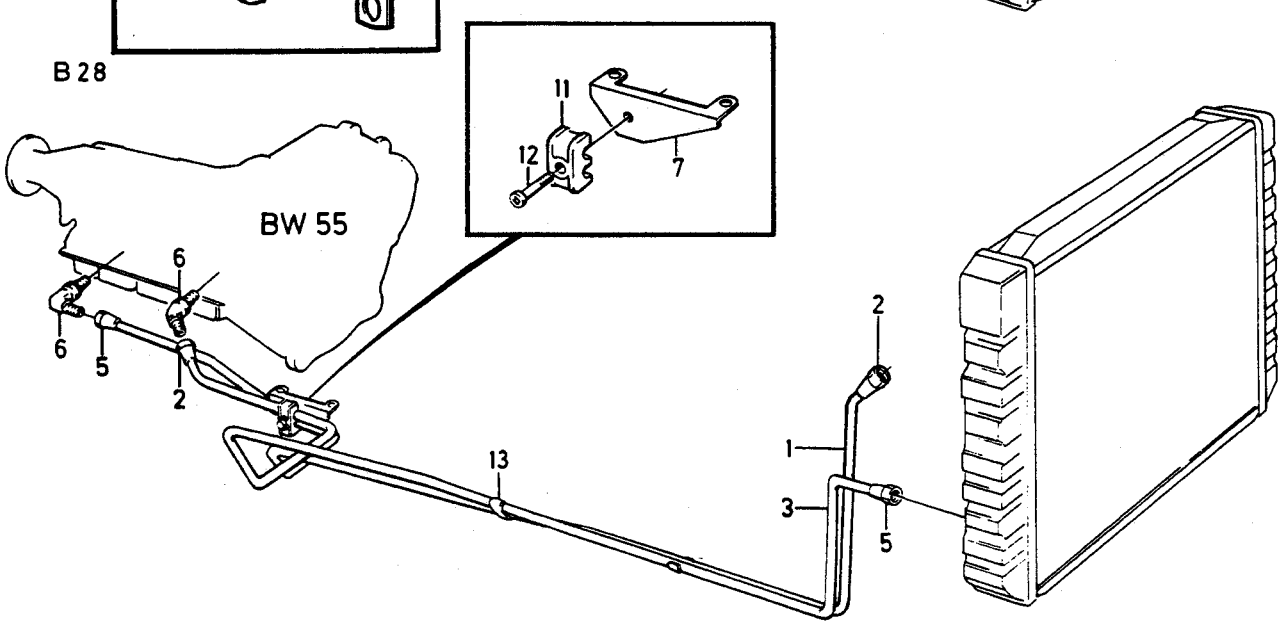

B 28

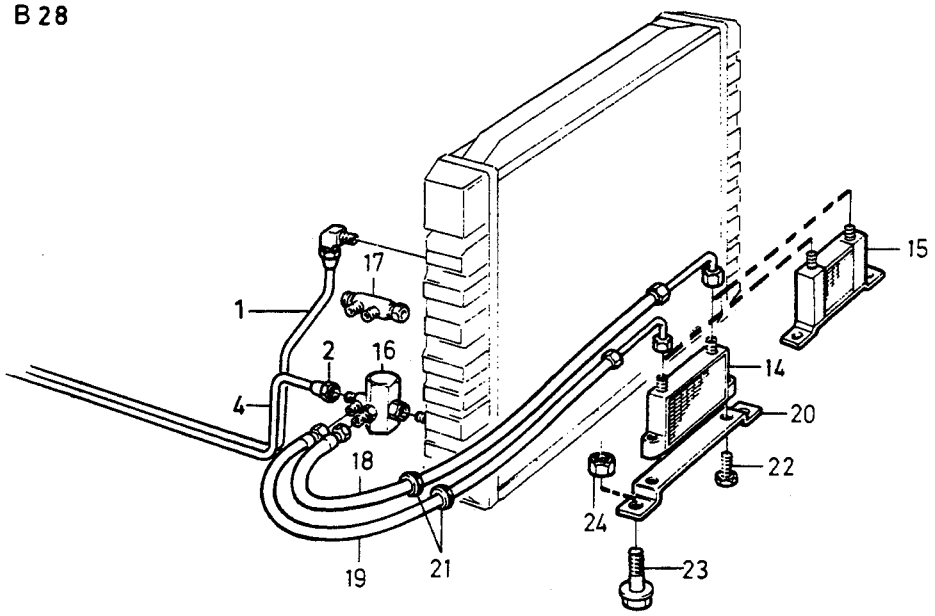

©VOLVO
Genuine Parts
PV 430 42081
(105:4)

A	4CYL	GEARBOX COOLING VÄXELLÅDSKYLNING	Group Grupp 43
B	6CYL		Page Sida 735
C	DSL		
D			
E			

Fig	Part No. Artikel nr	Quantity /Antal A	B	C	D	E	PS	Description	Benämning	Notes Anmärkning	SR
23	955271-2	-	2	-	-	-		Screw	Skruv	4DRS CH -APP 172887 5DRS CH -682927 AW71 B28E, BW55 B28E EXC (AUS)	2
24	946035-3	-	2	-	-	-		Lock nut	Låsmutter	AW71 B28E, BW55 B28E EXC (AUS)	2
25	1346463-1	2	-	-	-	-		Elbow nipple	Vinkelnippel	2) AW70/71	5

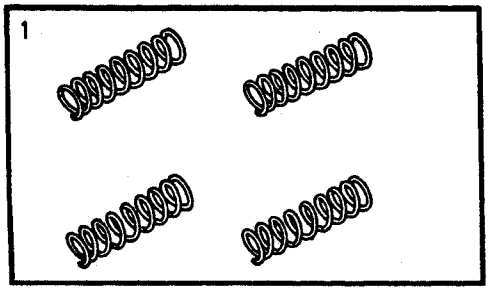
1


2

A B C D E	REPAIR KITS OVERDRIVE	REPARATIONSSATS ÖVERVÄXEL	Group Grupp 43
	M46		Page Sida 737

Fig	Part No. Artikel nr	Quantity /Antal					P S	Description	Benämning	Notes Anmärkning	S R
		A	B	C	D	E					
1	*(273659)*	1	-	-	-	-	SP	Spring kit	Fjädersats	REPL 4 PCS 3502774-7	4
2	274043-9	1	-	-	-	-		Repair kit	Reparationssats		3

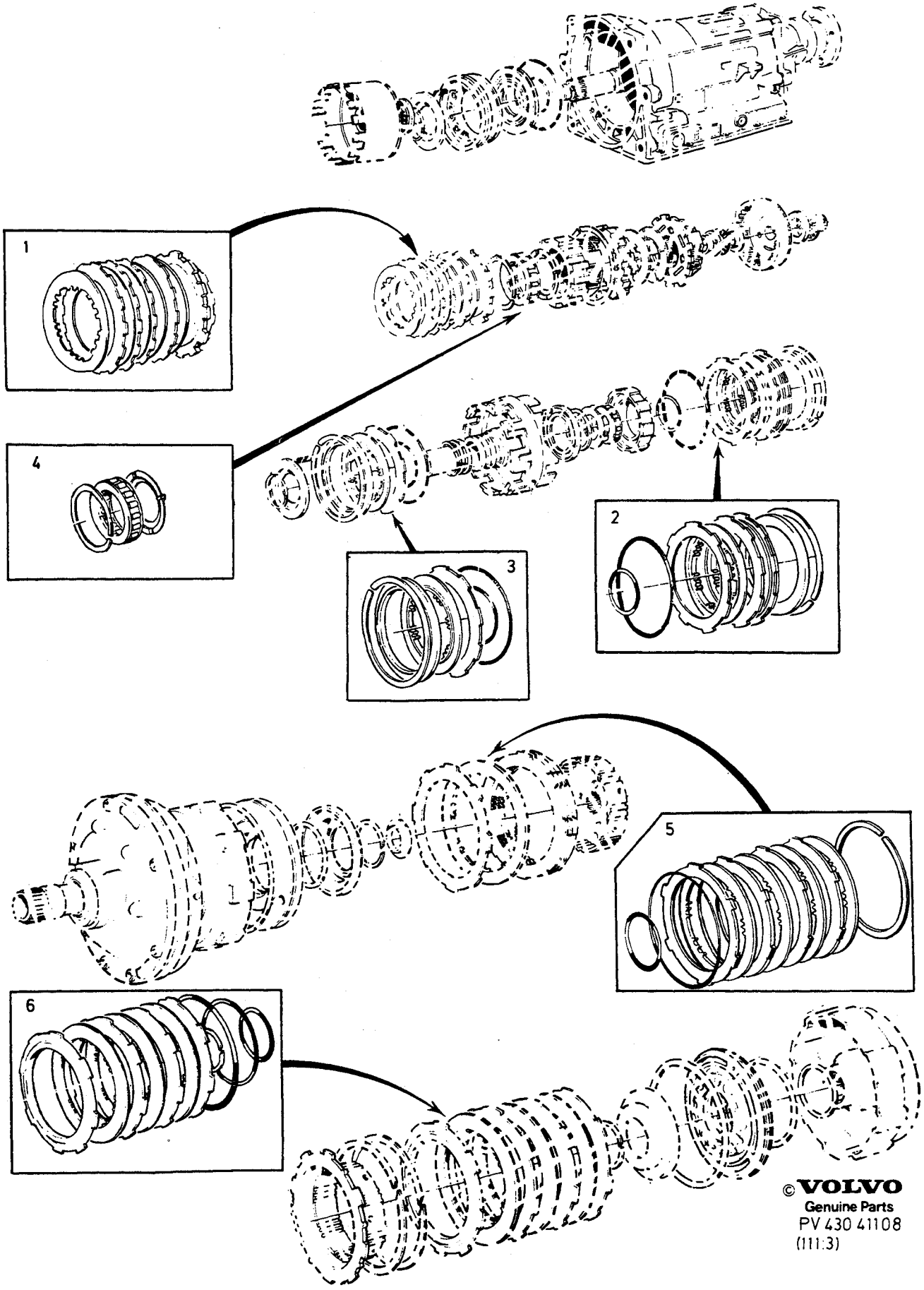

© VOLVO
Genuine Parts
PV 430 41108
(111:3)

A
B
C
D
E

REPAIR KITS
AUTOMATIC GEARBOX

REPARATIONSSATS
AUTOMATVÄXELLÅDA

Group
Grupp
43

Page
Sida
739

BW55

Fig	Part No. Artikel nr	Quantity /Antal A	B	C	D	E	P S	Description	Benämning	Notes Anmärkning	S R
1	273806-0	1	-	-	-	-		Disc kit B3	Lamellsats B3	B28	3
	273807-8	1	-	-	-	-		Disc kit B3	Lamellsats B3	D24	3
2	273701-3	1	-	-	-	-		Disc kit B2	Lamellsats B2		3
3	273700-5	1	-	-	-	-		Disc kit B1	Lamellsats B1		3
4	*(273498)*	1	-	-	-	-	SP	Freewheel kit	Frihjulsats	REPL 1 PCS 1239945-7, 1 PCS 1233089-0, 1 PCS 1233087-4.	4
5	274045-4	1	-	-	-	-		Disc kit C1	Lamellsats C1	B28	3
	273649-4	1	-	-	-	-		Disc kit C1	Lamellsats C1	B17,D24	3
6	273415-0	1	-	-	-	-		Disc kit C2	Lamellsats C2		3

BW 55

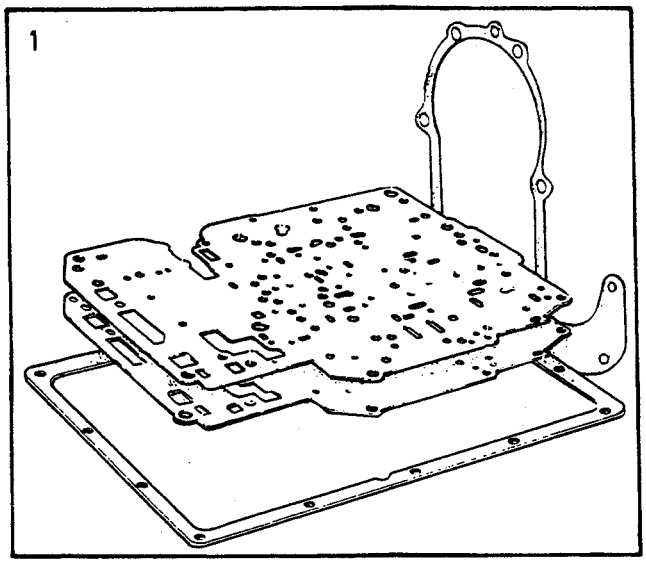

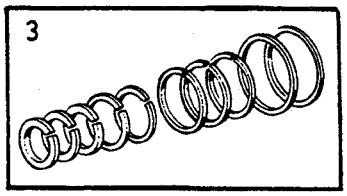

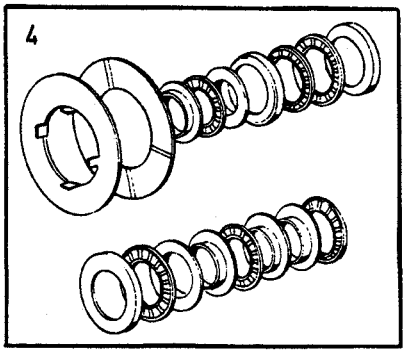

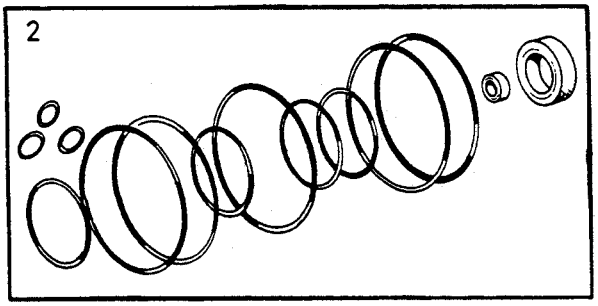

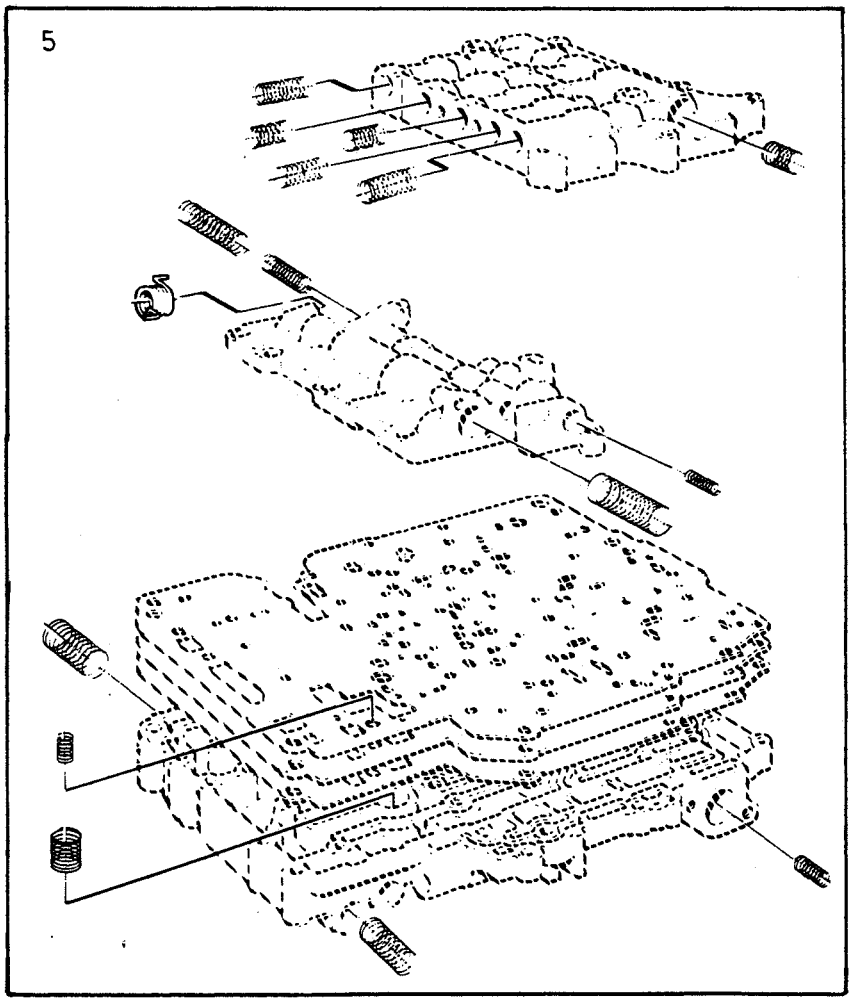

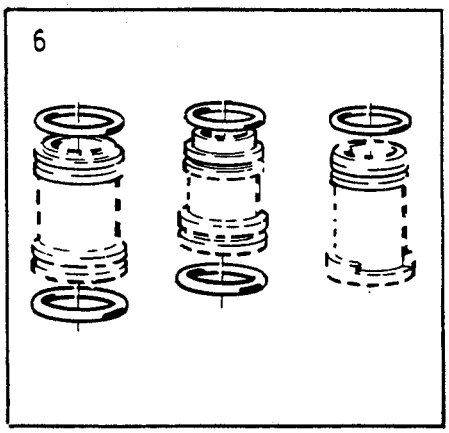

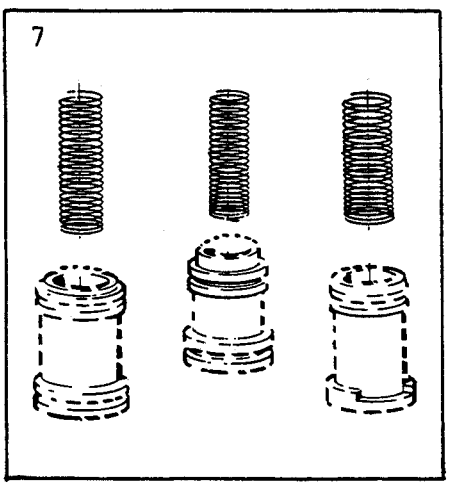

VOLVO PARTS
1 101 36604

A		REPAIR KITS AUTOMATIC GEARBOX	REPARATIONSSATS AUTOMATVÄXELLÅDA	Group Grupp 43
B				
C				
D				Page Sida
E		BW55		741

	Fig	Part No. Artikel nr	Quantity /Antal					P S	Description	Benämning	Notes Anmärkning	S R
			A	B	C	D	E					
☆	1	271296-6	1	-	-	-	-		Gasket kit	Packningsats	(273875)	3
	2	273808-6	1	-	-	-	-		Sealing ring kit	Tätningsringsats		3
	3	273420-0	1	-	-	-	-		Sealing ring kit	Tätningsringsats		3
	4	273423-4	1	-	-	-	-		Thrust washer kit	Tryckbricksats		3
	5	274005-8	1	-	-	-	-		Spring kit	Fjädersats	(273426)	3
	6	273730-2	1	-	-	-	-		Sealing ring kit	Tätningsringsats		3
	7	273611-4	1	-	-	-	-		Spring kit	Fjädersats	B28	3
		273690-8	1	-	-	-	-		Spring kit	Fjädersats	B17A,D24	4



1

A	AW70	REPAIR KITS AUTOMATIC GEARBOX	REPARATIONSSATS AUTOMATVÄXELLÅDA
B	AW71		
C			
D			
E		AW70, AW71	

Fig	Part No. Artikel nr	Quantity /Antal A	B	C	D	E	PS	Description	Benämning	Notes Anmärkning	SR
1	270153-0	1	-	-	-	-		Overhaul kit	Renoveringssats		3
	270150-6	-	1	-	-	-		Overhaul kit	Renoveringssats	1)	3
2		1	-	-	-	-		•Sealing kit	•Tätningssats	SEE **43**•745	
		-	1	-	-	-		•Sealing kit	•Tätningssats	SEE **43**•745	

1) EXC AW71: 1208414, 1208417, 1208532, 1208533, 1208534, 1208642, 1208643.

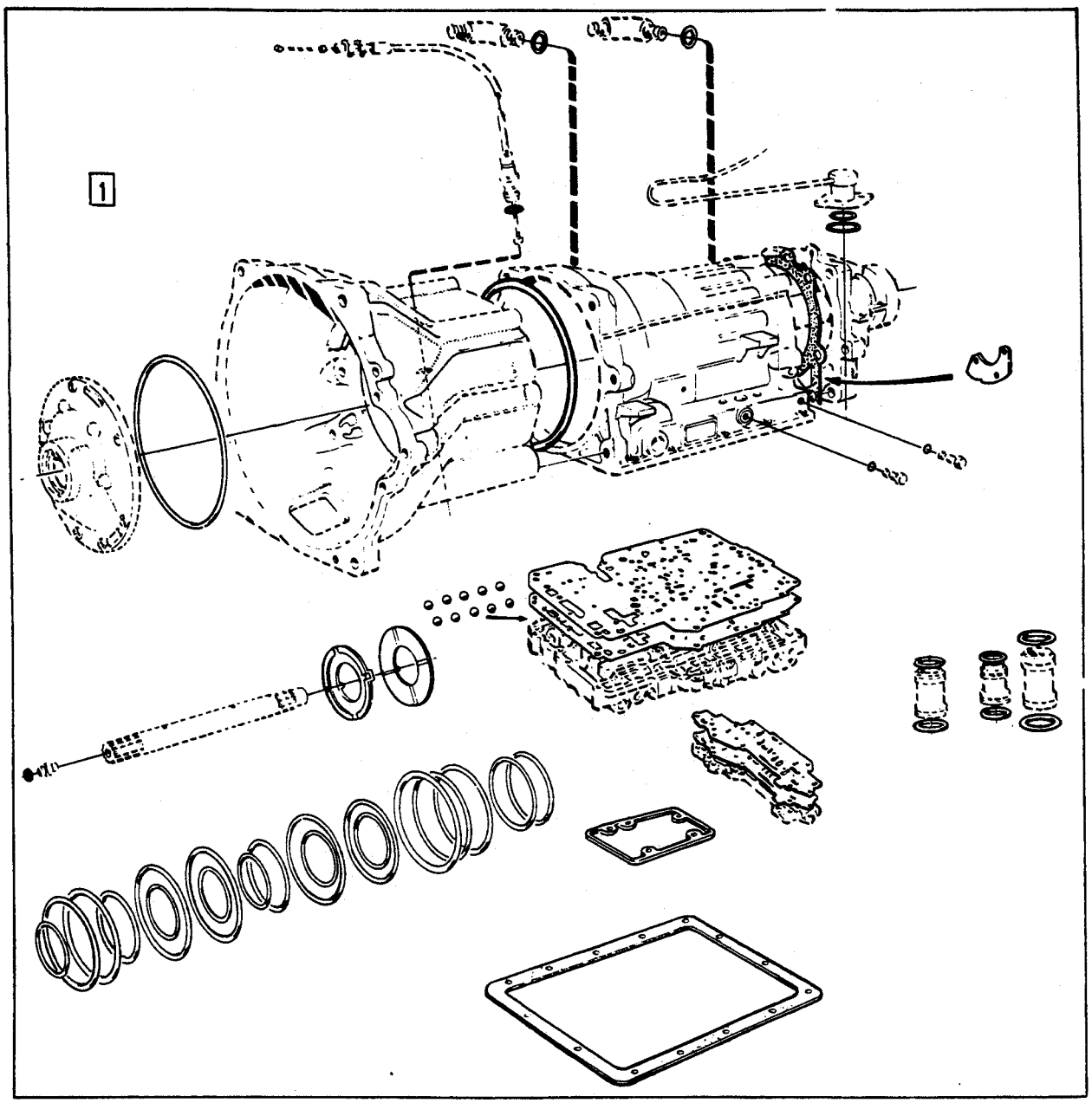
1

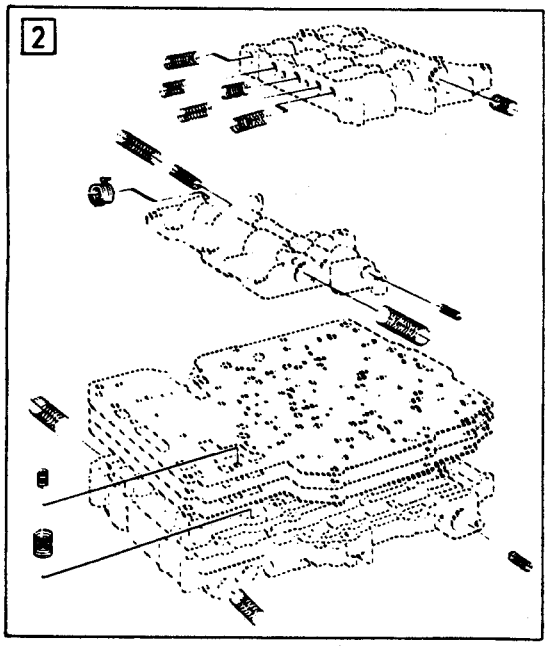
2

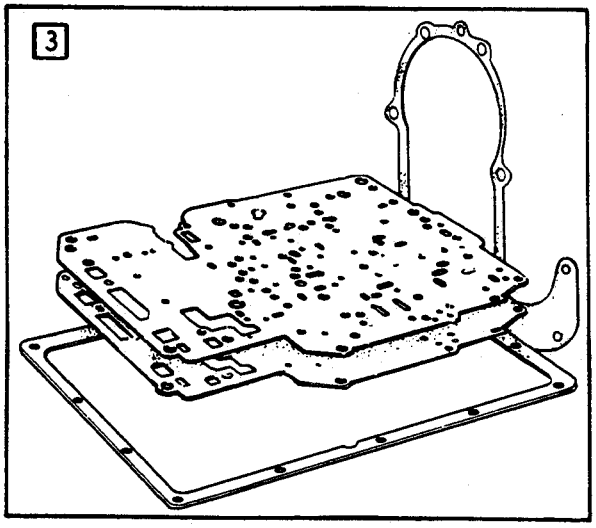
3

A AW70 B AW71 C D E	REPAIR KITS AUTOMATIC GEARBOX / REPARATIONSSATS AUTOMATVÄXELLÅDA AW70, AW71	Group Grupp 43	Page Sida 745

Fig	Part No. Artikel nr	Quantity /Antal A	B	C	D	E	PS	Description	Benämning	Notes Anmärkning	SR
1	270154-8	1	-	-	-	-	IK	Sealing kit	Tätningssats		3
☆	271293-3	-	1	-	-	-	IK	Sealing kit	Tätningssats	(270151)	3
2	270155-5	1	-	-	-	-		Spring kit ..... Control system	Fjädersats ..... Kontrollsystem		4
	270152-2	-	1	-	-	-		Spring kit ..... Control system	Fjädersats ..... Kontrollsystem		3
3	270149-8	1	1	-	-	-		Gasket kit	Packningsats		3
		1	1	-	-	-		Overhaul kit	Renoveringssats	SEE 43 • 743	

A B C D E	SUB GROUP PROPELLER SHAFT	UNDERGRUPP KARDANAXEL	Group Grupp 45 Page Sida 747

Fig	Part No. Artikel nr	Quantity /Antal					P S	Description	Benämning	Notes Anmärkning	S R
		A	B	C	D	E					
		-	-	-	-	-		Propeller shaft centre bearing and mounting	Kardanaxel mellanlager och upphängning	SEE 45•749	

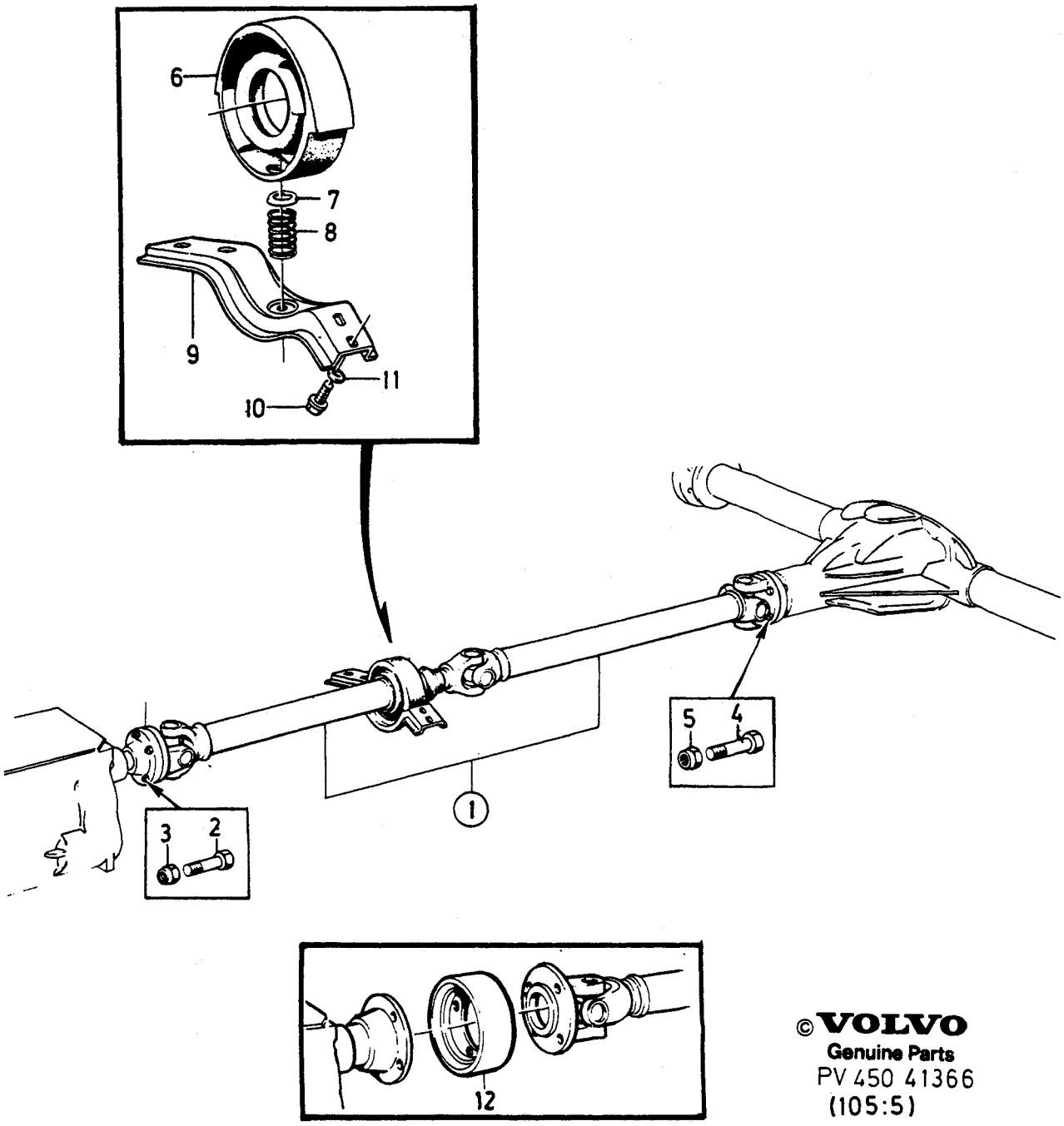

© VOLVO
Genuine Parts
PV 450 41366
(105:5)

A
B
C
D
E

PROPELLER SHAFT
CENTRE BEARING AND MOUNTING

KARDANAXEL
MELLANLAGER OCH UPPHÄNGNING

Group / Grupp 45

Page / Sida 749

TYPE 03

Fig	Part No. Artikel nr	Quantity /Antal A	B	C	D	E	PS	Description	Benämning	Notes Anmärkning	SR
1	*(1340340)*	1	-	-	-	-	SP	Propeller shaft	Kardanaxel	4CYL M45,	4
		-	-	-	-	-		•SEE **45**•753	•SEE **45**•753	4DRS CH -APP 160527 5DRS CH -APP 672259 REPL 1377553-1	
	1377553-1	1	-	-	-	-		Propeller shaft	Kardanaxel	4CYL M45,	4
		-	-	-	-	-		•SEE **45**•753	•SEE **45**•753	4DRS CH APP 160528- 5DRS CH APP 672260-	
	1340341-5	1	-	-	-	-		Propeller shaft	Kardanaxel	4CYL M46	4
		-	-	-	-	-		•SEE **45**•753	•SEE **45**•753		
	1340342-3	1	-	-	-	-		Propeller shaft	Kardanaxel	4CYL M47, 1985	4
		-	-	-	-	-		•SEE **45**•753	•SEE **45**•753		
	(1340752)	1	-	-	-	-	SP	Propeller shaft	Kardanaxel	4CYL M47, 1986	4
		-	-	-	-	-		•SEE **45**•753	•SEE **45**•753	4DRS CH -175576 5DRS CH -685153 REPL 1377571-3	
	1377571-3	1	-	-	-	-		Propeller shaft	Kardanaxel	4CYL M47, 1986	4
		-	-	-	-	-		•SEE **45**•753	•SEE **45**•753	4DRS CH 175577-215299 5DRS CH 685154-718699	
	3502043-7	1	-	-	-	-		Propeller shaft	Kardanaxel	1) 4CYL M47, 1987	4
		-	-	-	-	-		•SEE **45**•755	•SEE **45**•755		
	3502415-7	1	-	-	-	-		Propeller shaft	Kardanaxel	2) 3) 4CYL M47, 1987	4
		-	-	-	-	-		•SEE **45**•755	•SEE **45**•755		
	1340345-6	1	-	-	-	-		Propeller shaft	Kardanaxel	4CYL BW55, 1985	4
		-	-	-	-	-		•SEE **45**•753	•SEE **45**•753		
	(1209444)	1	-	-	-	-	SP	Propeller shaft	Kardanaxel	4CYL BW55, 1986-	4
		-	-	-	-	-		•SEE **45**•753	•SEE **45**•753	REPL 1 PCS 1340345-6, 1 PCS 1233402-5, 4 PCS 6814141-5, 4 PCS 947340-6, 4 PCS 942803-8, 4 PCS 950384-8.	
	1340346-4	1	-	-	-	-		Propeller shaft	Kardanaxel	4CYL AW70/71	4
		-	-	-	-	-		•SEE **45**•753	•SEE **45**•753		
	1340351-4	1	-	-	-	-		Propeller shaft	Kardanaxel	6CYL M46	4
		-	-	-	-	-		•SEE **45**•753	•SEE **45**•753		
	1340355-5	1	-	-	-	-		Propeller shaft	Kardanaxel	6CYL BW55	4
		-	-	-	-	-		•SEE **45**•753	•SEE **45**•753		
	1340356-3	1	-	-	-	-		Propeller shaft	Kardanaxel	B28E AW71	4
		-	-	-	-	-		•SEE **45**•753	•SEE **45**•753		
	1340331-6	1	-	-	-	-		Propeller shaft	Kardanaxel	DSL M46	4
		-	-	-	-	-		•SEE **45**•753	•SEE **45**•753		
	1340332-4	1	-	-	-	-		Propeller shaft	Kardanaxel	DSL M47	4
		-	-	-	-	-		•SEE **45**•753	•SEE **45**•753		

1) Without kilometer counter / Utan kilometerräknare
2) Spare part version. / Reservdelsutförande.
3) With kilometer counter / Med kilometerräknare

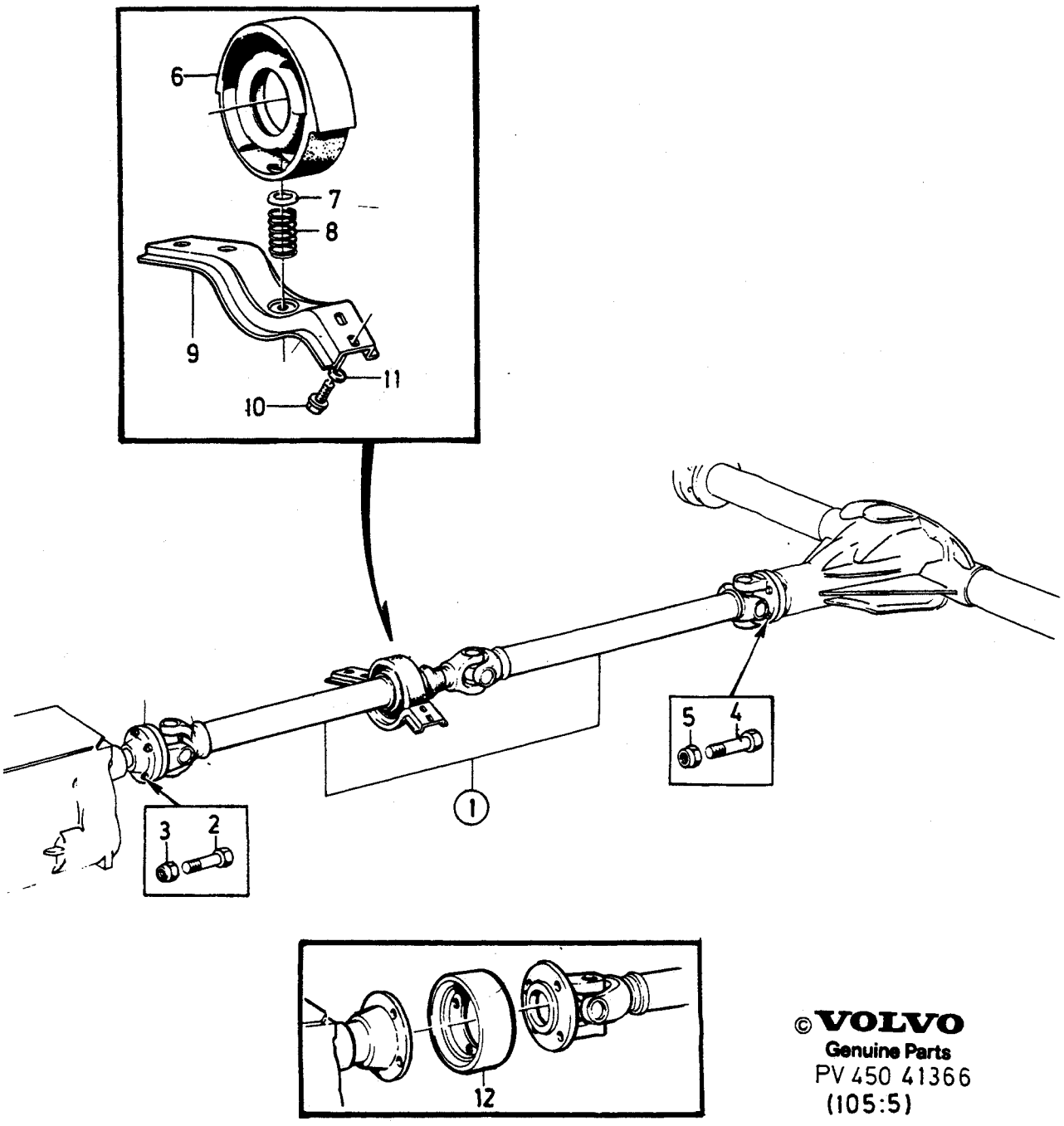

©VOLVO
Genuine Parts
PV 450 41366
(105:5)

A
B
C
D
E

PROPELLER SHAFT
CENTRE BEARING AND MOUNTING

KARDANAXEL
MELLANLAGER OCH UPPHÄNGNING

Group
Grupp
45

Page
Sida
751

TYPE 03

Fig	Part No. Artikel nr	Quantity /Antal A	B	C	D	E	PS	Description	Benämning	Notes Anmärkning	SR
	1340335-7	1	-	-	-	-		Propeller shaft	Kardanaxel	DSL BW55	4
		-	-	-	-	-		•SEE 45•753	•SEE 45•753		
☆ 2	6814141-5	4	-	-	-	-		Screw	Skruv	(1340928) EXC DSL BW55	2
	1340929-7	4	-	-	-	-		Screw	Skruv	DSL BW55	2
☆ 3	6814142-3	4	-	-	-	-		Lock nut	Låsmutter		2
☆ 4	6814141-5	4	-	-	-	-		Screw	Skruv	(1340928) EXC R.AX 1216104	2
	942803-8	4	-	-	-	-		Screw	Skruv	R.AX 1216104	2
5	6814142-3	4	-	-	-	-		Lock nut	Låsmutter	(1340928) EXC R.AX 1216104	2
	950384-8	4	-	-	-	-		Nut	Mutter	R.AX 1216104	2
6	1221635-4	1	-	-	-	-		Bearing carrier	Lagerhållare		2
7	682707-5	1	-	-	-	-		Washer	Bricka		2
8	683537-5	1	-	-	-	-		Spring	Fjäder		2
9	1201830-5	1	-	-	-	-		Cap	Överfall		2
10	944926-5	4	-	-	-	-		Flange screw	Flänsskruv		2
11	948880-0	4	-	-	-	-		Washer	Bricka		2
12	1232789-6	1	-	-	-	-		Vibration damper	Svängningsdämpare	DSL BW55	4

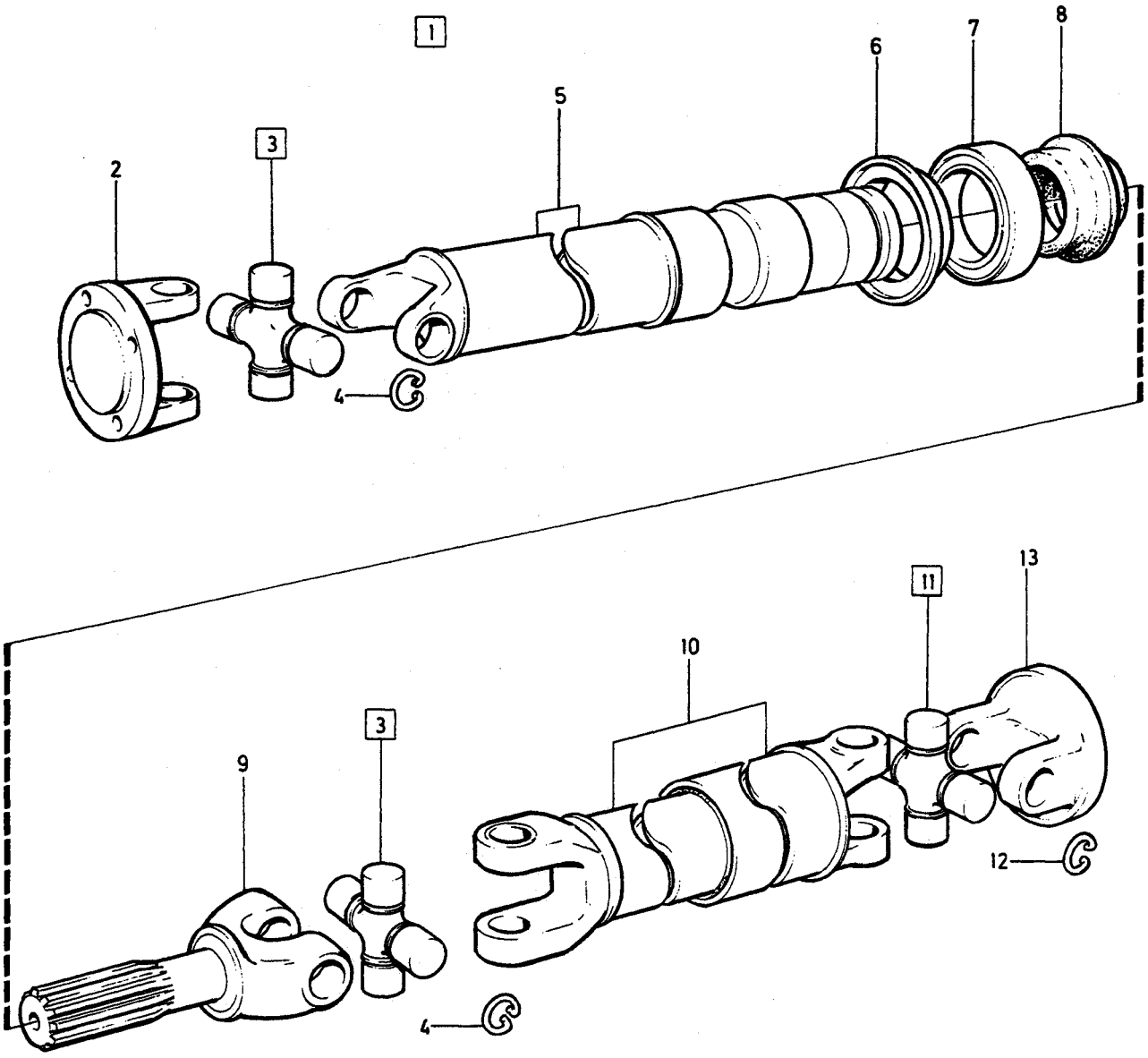

VOLVO PARTS
1 040 36447
(105:5)

A
B
C
D
E

PROPELLER SHAFT — KARDANAXEL

Group / Grupp 45

Page / Sida 753

Fig	Part No. / Artikel nr	Quantity /Antal A	B	C	D	E	PS	Description	Benämning	Notes / Anmärkning	SR
1	*(1340340)*	1	-	-	-	-	SP	Propeller shaft	Kardanaxel	REPL 1 PCS 1377553-1	4
	1377553-1	1	-	-	-	-		Propeller shaft	Kardanaxel		4
	1340341-5	1	-	-	-	-		Propeller shaft	Kardanaxel		4
	1340342-3	1	-	-	-	-		Propeller shaft	Kardanaxel		4
	1377571-3	1	-	-	-	-		Propeller shaft	Kardanaxel		4
	(1340752)	1	-	-	-	-	SP	Propeller shaft	Kardanaxel	REPL 1 PCS 1340752-3	4
	1340345-6	1	-	-	-	-		Propeller shaft	Kardanaxel		4
	1340346-4	1	-	-	-	-		Propeller shaft	Kardanaxel		4
	1340351-4	1	-	-	-	-		Propeller shaft	Kardanaxel		4
	1340355-5	1	-	-	-	-		Propeller shaft	Kardanaxel		4
	1340356-3	1	-	-	-	-		Propeller shaft	Kardanaxel		4
	1340331-6	1	-	-	-	-		Propeller shaft	Kardanaxel		4
	1340332-4	1	-	-	-	-		Propeller shaft	Kardanaxel		4
	1340335-7	1	-	-	-	-		Propeller shaft	Kardanaxel		4
	(1209444)	-	1	-	-	-	SP	Propeller shaft	Kardanaxel	REPL 1 PCS 1340345-6, 1 PCS 1233402-5, 4 PCS 6814141-5, 4 PCS 947340-6, 4 PCS 942803-8, 4 PCS 950384-8	4
2	1232736-7	1	-	-	-	-		• Flange yoke	• Flänsgaffel		3
	231313-8	-	1	-	-	-		• Flange yoke	• Flänsgaffel		3
3	1209814-1	2	-	-	-	-		• Spider	• Axelkors		1
	1220786-6	-	2	-	-	-		• Spider	• Axelkors		1
4	24383-2	8	8	-	-	-		•• Retaining ring	•• Spårring		2
5		1	1	-	-	-	NS	• Tubular shaft	• Röraxel		
6	678995-2	1	1	-	-	-		• Dust cover	• Dammskydd		2
7	183265-8	1	1	-	-	-		• Ball bearing	• Kullager		2
8	1340504-8	1	-	-	-	-		• Bellows	• Bälg	O.DIA 145 mm	2
9	1340500-6	1	-	-	-	-		• Fork shaft	• Gaffeltapp		3
	231312-0	-	1	-	-	-		• Fork shaft	• Gaffeltapp		3
10		1	1	-	-	-	NS	• Tubular shaft	• Röraxel		
11	1209814-1	1	-	-	-	-		• Spider	• Axelkors		1
	1220786-6	-	1	-	-	-		• Spider	• Axelkors		1
12	24383-2	4	4	-	-	-		•• Retaining ring	•• Spårring		2
13	1232736-7	1	-	-	-	-		• Flange yoke	• Flänsgaffel		3
	231313-8	-	1	-	-	-		• Flange yoke	• Flänsgaffel		3

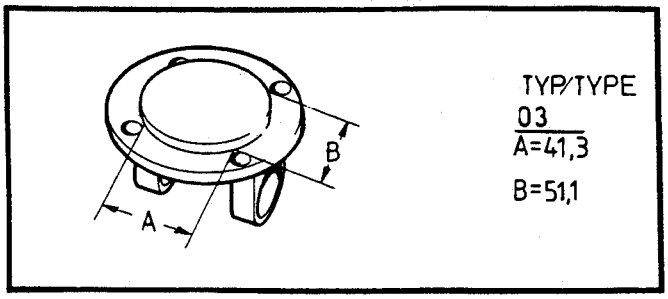

1

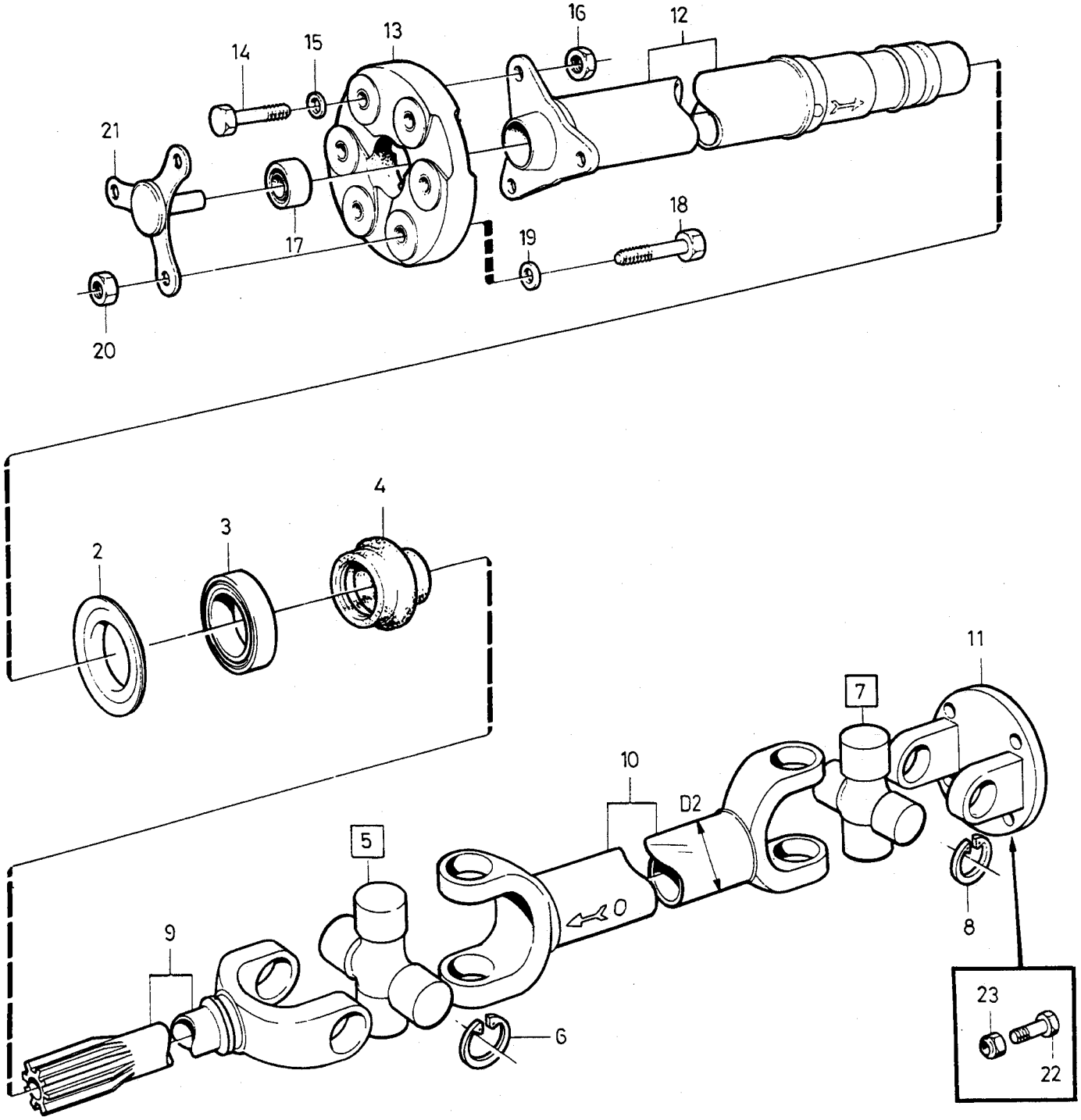

© VOLVO
Genuine Parts

A B C D E	D1/D2 50,8 mm	PROPELLER SHAFT KARDANAXEL TYPE 03	Group Grupp 45 Page Sida 755

Fig	Part No. Artikel nr	Quantity /Antal A	B	C	D	E	PS	Description	Benämning	Notes Anmärkning	SR
1	3502043-7	1	-	-	-	-		Propeller shaft	Kardanaxel	1)	4
	3502415-7	1	-	-	-	-		Propeller shaft	Kardanaxel	2) 3)	4
2	678995-2	1	-	-	-	-		•Dust cover	•Dammskydd		2
3	183265-8	1	-	-	-	-		•Ball bearing	•Kullager		2
4	1340504-8	1	-	-	-	-		•Bellows	•Bälg		2
5	1209814-1	1	-	-	-	-		•Spider	•Axelkors		1
6	24383-2	4	-	-	-	-		••Retaining ring	••Spårring		2
7	1209814-1	1	-	-	-	-		•Spider	•Axelkors		1
8	24383-2	4	-	-	-	-		••Retaining ring	••Spårring		2
9	1340500-6	1	-	-	-	-		•Fork shaft	•Gaffeltapp		3
10		1	-	-	-	-	NS	•Tubular shaft	•Röraxel		
11	1232736-7	1	-	-	-	-		•Flange yoke	•Flänsgaffel		3
12		1	-	-	-	-	NS	•Tubular shaft	•Röraxel		
13	1220843-5	1	-	-	-	-		•Universal joint	•Kardanknut		2
14	955346-2	3	-	-	-	-		•Screw	•Skruv		2
15	955897-4	3	-	-	-	-		•Washer	•Bricka		2
16	946034-6	3	-	-	-	-		•Lock nut	•Låsmutter		4
17	1209862-0	3	-	-	-	-		•Sleeve	•Hylsa		4
18	955346-2	3	-	-	-	-		•Screw	•Skruv		2
19	955897-4	3	-	-	-	-		•Washer	•Bricka		2
20	946034-6	3	-	-	-	-		•Lock nut	•Låsmutter		4
21	1209867-9	1	-	-	-	-		•Guide pin	•Styrtapp		3
☆ 22	6814141-5	4	-	-	-	-		Screw	Skruv	(1340928)	2
☆ 23	6814142-3	4	-	-	-	-		Lock nut	Låsmutter		2

1) Without kilometer counter / Utan kilometerräknare
2) Spare part version. / Reservdelsutförande.
3) With kilometer counter / Med kilometerräknare

A		SUB GROUP REAR AXLE	UNDERGRUPP BAKAXEL	Group Grupp 46
B				
C				
D				Page Sida 757
E				

Fig	Part No. Artikel nr	Quantity /Antal A	B	C	D	E	P S	Description	Benämning	Notes Anmärkning	S R
		-	-	-	-	-		Rear axle	Bakaxel	SEE 46•759	
		-	-	-	-	-		Repair kits rear axle	Reparationssats bakaxel	SEE 46•775	

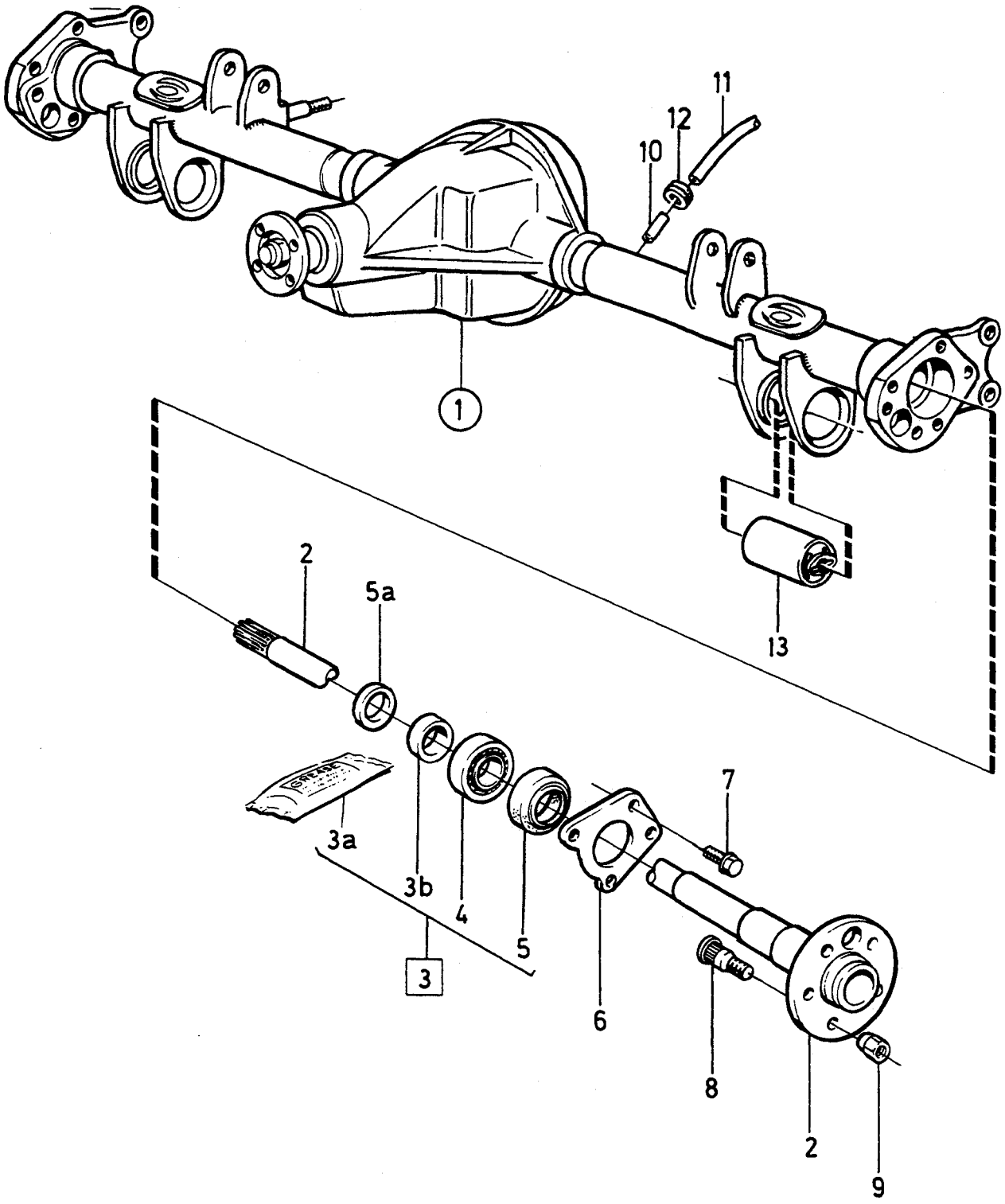

VOLVO PARTS
1 040 36448
(105:6)

A
B
C
D
E

REAR AXLE — BAKAXEL

Group / Grupp 46

Page / Sida 759

Fig	Part No. / Artikel nr	Quantity / Antal A	B	C	D	E	PS	Description	Benämning	Notes / Anmärkning	SR
1								Rear axle	Bakaxel	RATIO 3.31/1	
	(1216189)	1	-	-	-	-	SP	•Rear axle	•Bakaxel	MARKED 3.31-1216189	5
		-	-	-	-	-		••SEE **46**•767	••SEE **46**•767	1985	
										REPL 1 PCS 1216190-7.	
	(1216197)	1	-	-	-	-	SP	•Rear axle	•Bakaxel	MARKED 3.31-1216197	5
		-	-	-	-	-		••SEE **46**•771	••SEE **46**•771	1985	
										REPL 1 PCS 1216190-7,	
										1 PCS 384727-4	
	1216190-7	1	-	-	-	-		•Rear axle	•Bakaxel	MARKED 3.31-1216190	5
		-	-	-	-	-		••SEE **46**•767	••SEE **46**•767		
										REPL 1 PCS 1216332-5.	
	1216210	1	-	-	-	-	NS	•Rear axle	•Bakaxel	MARKED 3.31-1216210	5
		-	-	-	-	-		••SEE **46**•771	••SEE **46**•771	1986-	
										REPL 1 PCS 1216190-7,	
										1 PCS 1340620-2	
								Rear axle	Bakaxel	RATIO 3.54/1	
	(1216185)	1	-	-	-	-	SP	•Rear axle	•Bakaxel	MARKED 3.54-1216185	
		-	-	-	-	-		••SEE **46**•767	••SEE **46**•767	1985	
										REPL 1 PCS 1216341-6	
	1216172-5	1	-	-	-	-		•Rear axle	•Bakaxel	MARKED 3.54-1216172	5
		-	-	-	-	-		••SEE **46**•767	••SEE **46**•767	1986-	
										REPL 1 PCS 1216341-6.	
	1216193	1	-	-	-	-	NS	•Rear axle	•Bakaxel	MARKED 3.54-1216193	5
		-	-	-	-	-		••SEE **46**•771	••SEE **46**•771	1985	
										REPL 1 PCS 1216172-5,	
										1 PCS 384727-4	
	1216206	1	-	-	-	-	NS	•Rear axle	•Bakaxel	MARKED 3.54-1216206	5
		-	-	-	-	-		••SEE **46**•771	••SEE **46**•771	1986-	
										REPL 1 PCS 1216172-5,	
										1 PCS 1340620-2	
	(1216188)	1	-	-	-	-	SP	•Rear axle	•Bakaxel	MARKED 3.54-1216198	
		-	-	-	-	-		••SEE **46**•767	••SEE **46**•767	1985	
										REPL 1 PCS 1216213-7	
	1216213-7	1	-	-	-	-		•Rear axle	•Bakaxel	MARKED 3.54-1216213	5
		-	-	-	-	-		••SEE **46**•767	••SEE **46**•767	1986-	
										REPL 1 PCS 1216341-6.	
	(1216161)	1	-	-	-	-	SP	•Rear axle	•Bakaxel	MARKED 3.54-1216161	
		-	-	-	-	-		••SEE **46**•767	••SEE **46**•767	1986-	
										REPL 1 PCS 1216213-7	
	1216196	1	-	-	-	-	NS	•Rear axle	•Bakaxel	MARKED 3.54-1216196	5
		-	-	-	-	-		••SEE **46**•771	••SEE **46**•771	1985	
										REPL 1 PCS 1216213-7,	
										1 PCS 384727-4	
	1216209	1	-	-	-	-	NS	•Rear axle	•Bakaxel	MARKED 3.54-1216109	5
		-	-	-	-	-		••SEE **46**•771	••SEE **46**•771	1986-	

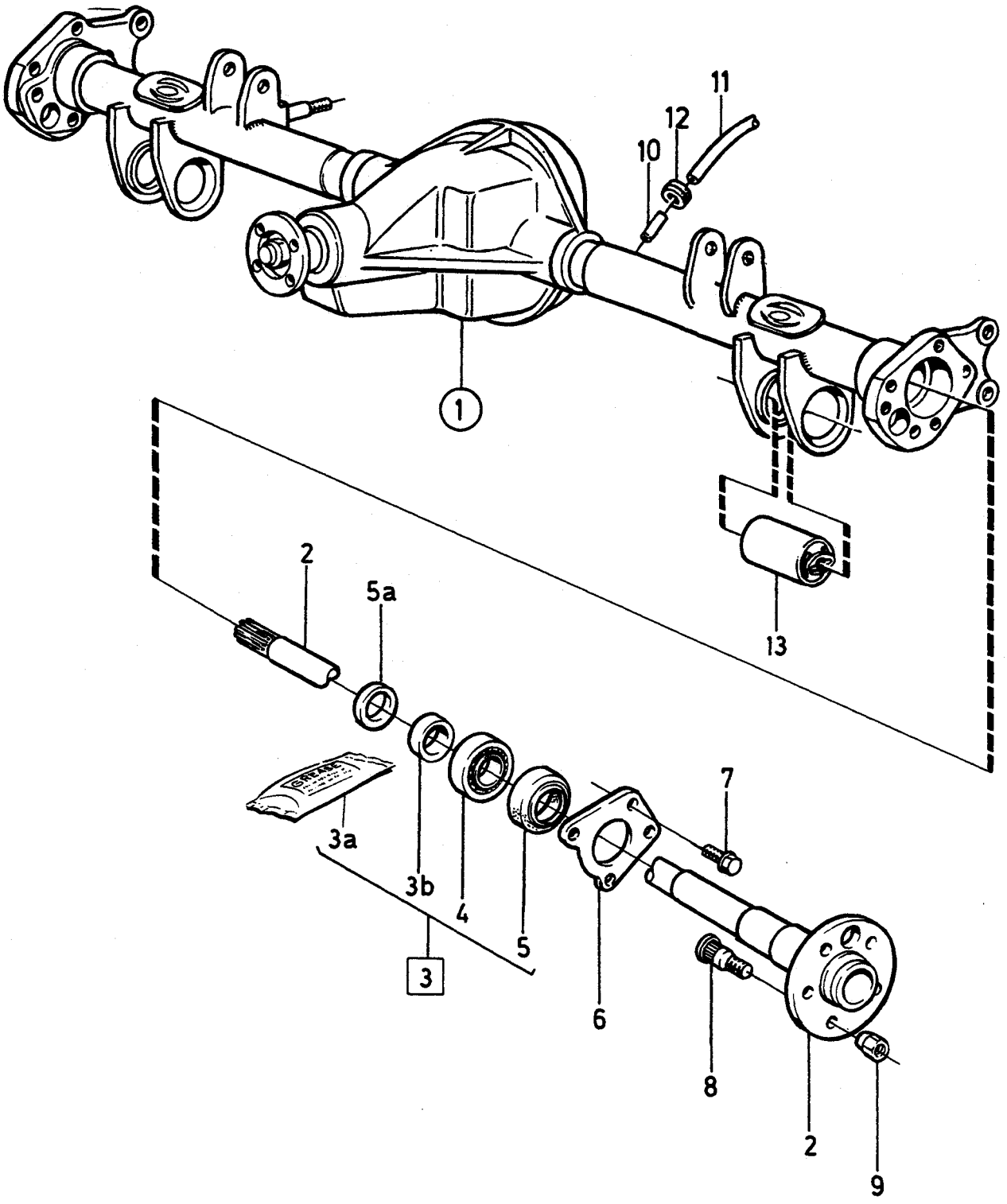

VOLVO PARTS
1 040 36448
(105:6)

A
B
C
D
E

REAR AXLE — BAKAXEL

Group / Grupp 46

Page / Sida 761

Fig	Part No. Artikel nr	Quantity /Antal A	B	C	D	E	PS	Description	Benämning	Notes Anmärkning	SR
										REPL 1 PCS 1216213-7, 1 PCS 1340620-2	
	1216199	1	-	-	-	-	NS	•Rear axle	•Bakaxel	MARKED 3.54-1216199	5
		-	-	-	-	-		••SEE 46•771	••SEE 46•771	1985	
										REPL 1 PCS 1216213-7, 1 PCS 384727-4	
	1216211	1	-	-	-	-	NS	•Rear axle	•Bakaxel	MARKED 3.54-1216211	5
		-	-	-	-	-		••SEE 46•771	••SEE 46•771	1986-	
										REPL 1 PCS 1216213-7, 1 PCS 1340620-2	
	1216136-0	1	-	-	-	-		•Rear axle	•Bakaxel	MARKED 3.54-1216136	5
		-	-	-	-	-		••SEE 46•767	••SEE 46•767		
										REPL 1 PCS 1216341-6.	
	(1216201)	1	-	-	-	-	SP	•Rear axle	•Bakaxel	MARKED 3.54-1216201	
		-	-	-	-	-		••SEE 46•767	••SEE 46•767	1985	
										REPL 1 PCS 1216213-7	
	(1216111)	1	-	-	-	-	SP	•Rear axle	•Bakaxel	MARKED 3.54-1216111	5
		-	-	-	-	-		••SEE 46•767	••SEE 46•767	REPL 1 PCS 1216213-7	
								Rear axle	Bakaxel	RATIO 3.73/1	
	(1216184)	1	-	-	-	-	SP	•Rear axle	•Bakaxel	MARKED 3.73-1216184	
		-	-	-	-	-		••SEE 46•767	••SEE 46•767	1985	
										REPL 1 PCS 1216173-3	
	1216205	1	-	-	-	-	NS	•Rear axle	•Bakaxel	MARKED 3.73-1216205	5
		-	-	-	-	-		••SEE 46•771	••SEE 46•771	1986-	
										REPL 1 PCS 1216173-3, 1 PCS 1340620-2	
	1216173-3	1	-	-	-	-		•Rear axle	•Bakaxel	MARKED 3.73-1216173	5
		-	-	-	-	-		••SEE 46•767	••SEE 46•767	1986-	
										REPL 1 PCS 1216343-2.	
	1216192	1	-	-	-	-	NS	•Rear axle	•Bakaxel	MARKED 3.73-1216192	5
		-	-	-	-	-		••SEE 46•771	••SEE 46•771	1985	
										REPL 1 PCS 1216173-3, 1 PCS 384727-4.	
	(1216187)	1	-	-	-	-	SP	•Rear axle	•Bakaxel	MARKED 3.73-1216187	
		-	-	-	-	-		••SEE 46•767	••SEE 46•767	1985	
										REPL 1 PCS 1216343-2	
	(1216163)	1	-	-	-	-	SP	•Rear axle	•Bakaxel	MARKED 3.73-1216163	5
		-	-	-	-	-		••SEE 46•767	••SEE 46•767	1986-	
										REPL 1 PCS 1216343-2	
	(1216214)	1	-	-	-	-	SP	•Rear axle	•Bakaxel	MARKED 3.73-1216214	5
		-	-	-	-	-		••SEE 46•767	••SEE 46•767	1986-	
										REPL 1 PCS 1216343-2.	
	1216195	1	-	-	-	-	NS	•Rear axle	•Bakaxel	MARKED 3.73-1216195	5
		-	-	-	-	-		••SEE 46•771	••SEE 46•771	1985	
										REPL 1 PCS 1216214-5, 1 PCS 384727-4	

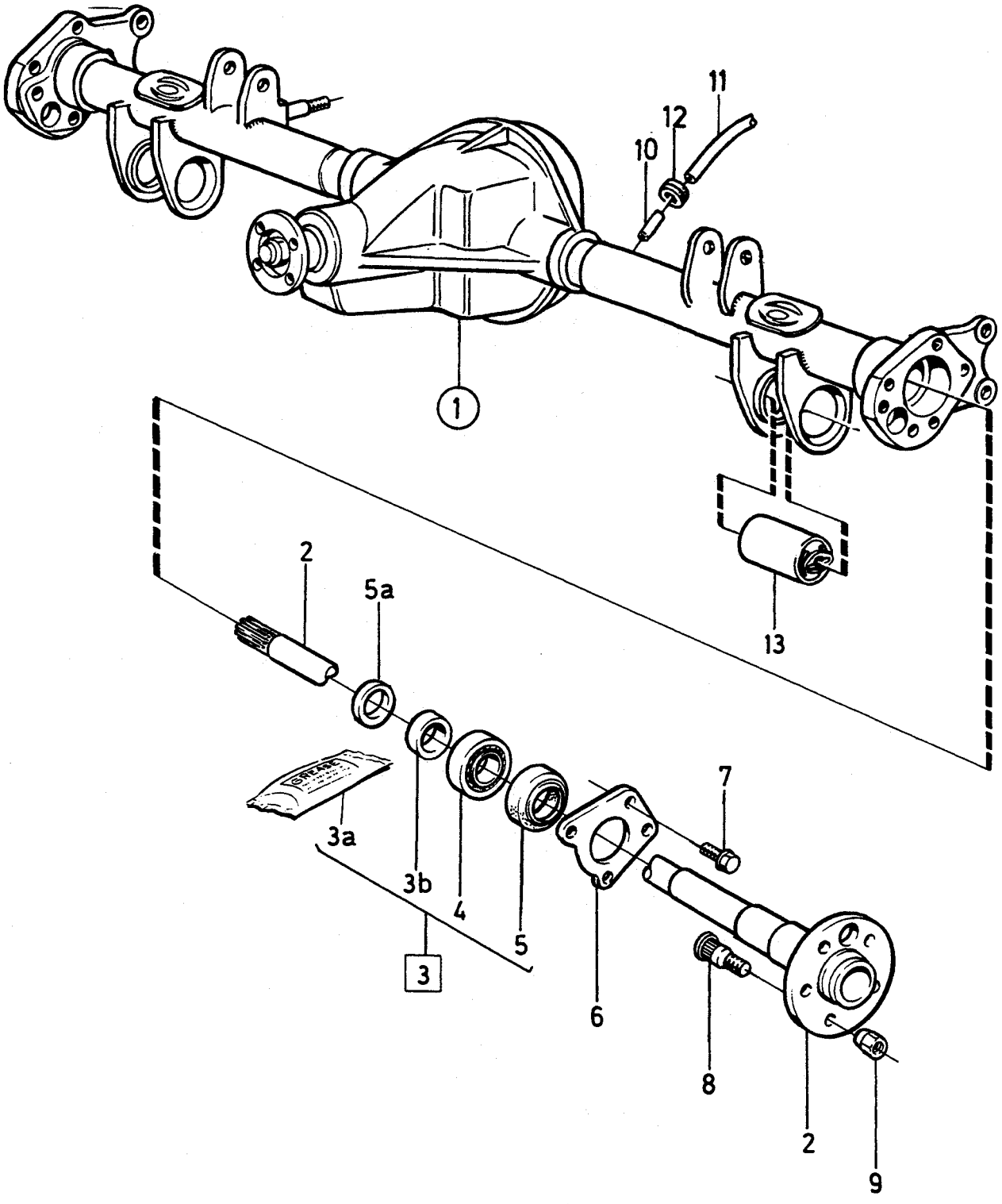

VOLVO PARTS
1 040 36448
(105:6)

A
B
C
D
E

REAR AXLE — BAKAXEL

Group / Grupp 46

Page / Sida 763

Fig	Part No. / Artikel nr	Quantity / Antal A	B	C	D	E	PS	Description	Benämning	Notes / Anmärkning	SR
	1216208	1	-	-	-	-	NS	•Rear axle	•Bakaxel	MARKED 3.73-1216208	5
		-	-	-	-	-		••SEE 46•771	••SEE 46•771	REPL 1 PCS 1216214-5, 1 PCS 1340620-2	
	1216200	1	-	-	-	-	NS	•Rear axle	•Bakaxel	MARKED 3.73-1216200	5
		-	-	-	-	-		••SEE 46•771	••SEE 46•771	1985	
										REPL 1 PCS 1216214-5, 1 PCS 384727-4	
	1216212	1	-	-	-	-	NS	•Rear axle	•Bakaxel	MARKED 3.73-1216212	5
		-	-	-	-	-		••SEE 46•771	••SEE 46•771	1986-	
										REPL 1 PCS 1216214-5, 1 PCS 1340620-2	
	(1216202)	1	-	-	-	-	SP	•Rear axle	•Bakaxel	MARKED 3.73-1216202	
		-	-	-	-	-		••SEE 46•767	••SEE 46•767	1985	
										REPL 1 PCS 1216343-2	
	(1216123)	1	-	-	-	-	SP	•Rear axle	•Bakaxel	MARKED 3.73-1216123	5
		-	-	-	-	-		••SEE 46•767	••SEE 46•767	REPL 1 PCS 1216343-2	
	1216118-8	1	-	-	-	-		•Rear axle	•Bakaxel	MARKED 3.73-1216118	5
		-	-	-	-	-		••SEE 46•767	••SEE 46•767		
										REPL 1 PCS 1216343-2.	
								Rear axle	Bakaxel	RATIO 3.91/1	
	(1216183)	1	-	-	-	-	SP	•Rear axle	•Bakaxel	MARKED 3.91-1216183	
		-	-	-	-	-		••SEE 46•767	••SEE 46•767	1985	
										REPL 1 PCS 1216174-1	
	(1216174)	1	-	-	-	-	SP	•Rear axle	•Bakaxel	MARKED 3.91-1216174	5
		-	-	-	-	-		••SEE 46•767	••SEE 46•767	1986-	
										REPL 1 PCS 1216345-7.	
	(1216104)	1	-	-	-	-	SP	•Rear axle	•Bakaxel	MARKED 3.91-1216104	5
		-	-	-	-	-		••SEE 46•767	••SEE 46•767	REPL 1 PCS 1216095-8	
	1216191	1	-	-	-	-	NS	•Rear axle	•Bakaxel	MARKED 3.91-1216191	5
		-	-	-	-	-		••SEE 46•767	••SEE 46•767	1985	
										REPL 1 PCS 1216174-1, 1 PCS 384727-4	
	1216204	1	-	-	-	-	NS	•Rear axle	•Bakaxel	MARKED 3.91-1216204	5
		-	-	-	-	-		••SEE 46•771	••SEE 46•771	1986-	
										REPL 1 PCS 1216174-1, 1 PCS 1340620-2	
	1216186-5	1	-	-	-	-		•Rear axle	•Bakaxel	MARKED 3.91-1216186	5
		-	-	-	-	-		••SEE 46•767	••SEE 46•767	1985	
										REPL 1 PCS 1216345-7.	
	1216194	1	-	-	-	-	NS	•Rear axle	•Bakaxel	MARKED 3.91-1216194	5
		-	-	-	-	-		••SEE 46•771	••SEE 46•771	1985	
										REPL 1 PCS 1216186-5, 1 PCS 384727-4	
	1216095-8	1	-	-	-	-		•Rear axle	•Bakaxel	MARKED 3.91-1216095	5
		-	-	-	-	-		••SEE 46•767	••SEE 46•767		

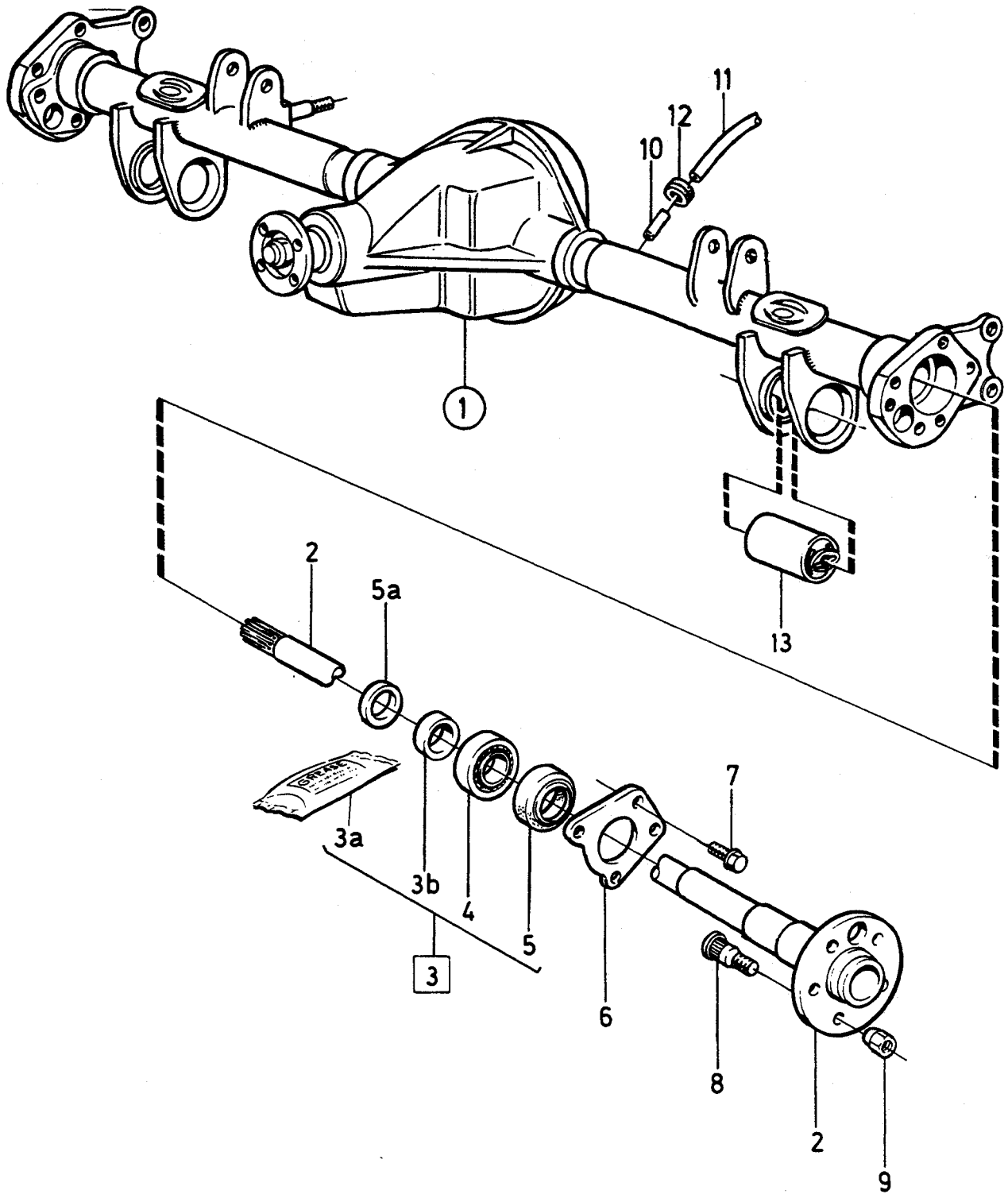

VOLVO PARTS
1 040 36448
(105:6)

A B C D E

REAR AXLE BAKAXEL

Group Grupp 46

Page Sida 765

Fig	Part No. Artikel nr	Quantity /Antal A	B	C	D	E	PS	Description	Benämning	Notes Anmärkning	SR
										REPL 1 PCS 1216345-7.	
								Rear axle	Bakaxel	RATIO 4.56/1	
	1216198	1	-	-	-	-	NS	•Rear axle	•Bakaxel	MARKED 4.56-1216198	5
		-	-	-	-	-		••SEE **46**•767	••SEE **46**•767	1985	
										REPL 1 PCS 1216118-8, 1 PCS 273798-9	
2	383094-0	2	-	-	-	-		Drive shaft	Drivaxel		3
3	273872-2	2	-	-	-	-		Repair kit rearwheel bearing...	Reparationssats bakhjulslager .		1
3a	1161241-3	1	-	-	-	-		•Grease	•Fett		6
3b	383168-2	1	-	-	-	-		•Spacer ring	•Distansring		3
4	384728-2	1	-	-	-	-		•Roller bearing	•Rullager		2
5	384710-0	1	-	-	-	-		•Sealing ring	•Tätningsring		2
5a	383222-7	1	-	-	-	-		•Sealing ring	•Tätningsring		2
6	383095-7	2	-	-	-	-		Pressure plate	Tryckplåt		4
7	955315-7	8	-	-	-	-		Screw	Skruv		2
8	1229808-9	10	-	-	-	-		Wheel stud	Hjulbult	(676338)	2
9		20	-	-	-	-		Nut	Mutter	SEE **77**•893	
10	662014-0	1	-	-	-	-		Nipple	Nippel		3
11	946763-0	X	-	-	-	-		Plastic hose	Plastslang	LG 470 mm	2
12	96443-7	1	-	-	-	-		Rubber bushing	Gummibussning		3
13		2	-	-	-	-		Bushing	Bussning	SEE **46**•767	

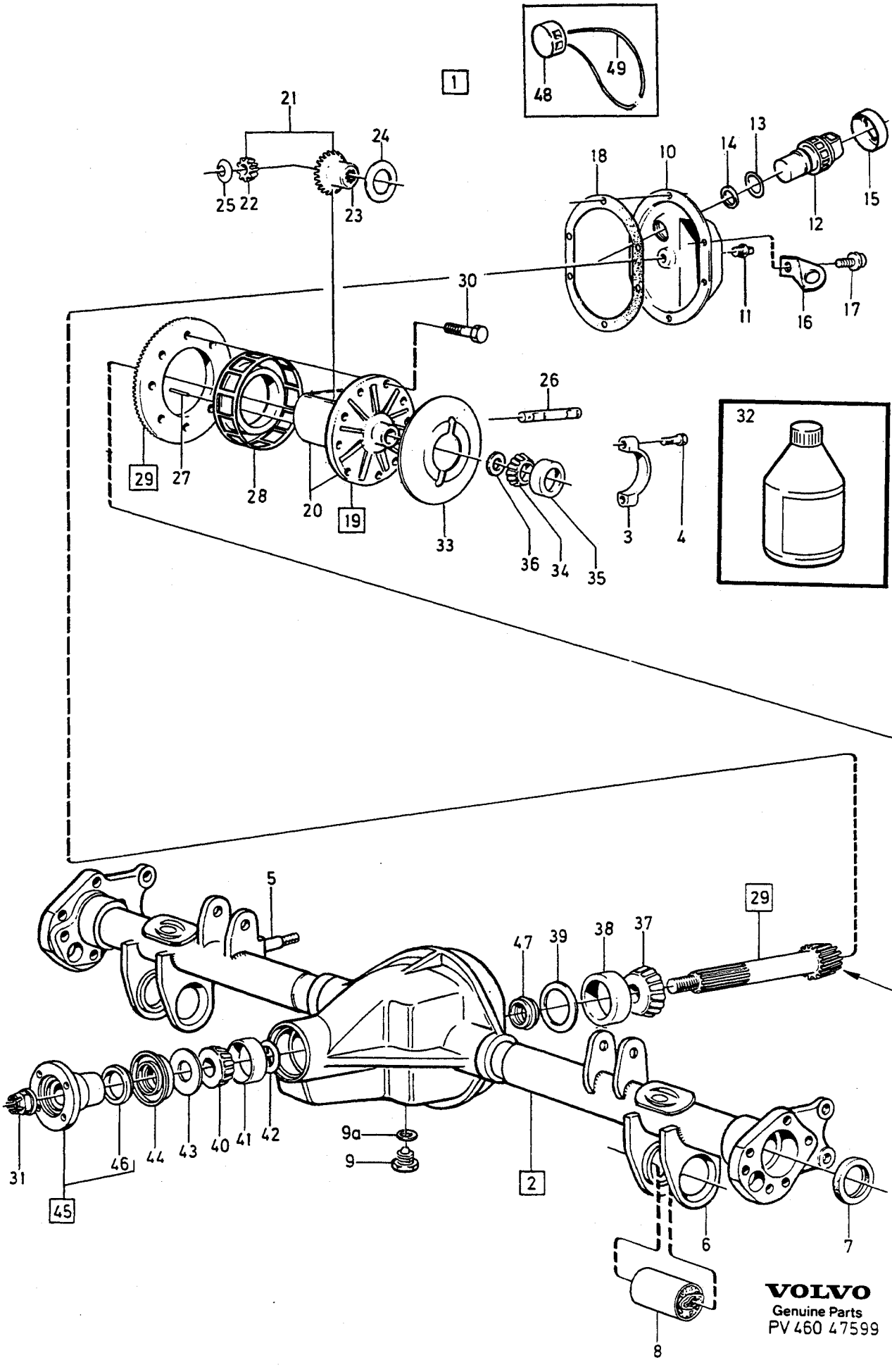
1
48
49
21
24
25
22
23
18
10
14
13
12
15
11
16
17
30
26
29
27
28
20
19
33
36
34
35
3
4
32
5
29
47
39
38
37
31
46
44
43
40
41
42
9a
9
2
45
6
7
8
VOLVO
Genuine Parts
PV 460 47599

A	MARKED 1030
B	MARKED 1031
C	MARKED 1030
D	MARKED 1031
E	

REAR AXLE — BAKAXEL

EXC ANTI-SPIN

Group / Grupp 46

Page / Sida 767

Fig	Part No. / Artikel nr	Quantity /Antal A	B	C	D	E	PS	Description	Benämning	Notes / Anmärkning	SR
1	*(1216183)*	1	-	-	-	-	SP	Rear axle	Bakaxel	REPL 1 PCS 1216345-7	
	(1216104)	1	-	-	-	-	SP	Rear axle	Bakaxel	REPL 1 PCS 1216095-8	5
	(1216184)	1	-	-	-	-	SP	Rear axle	Bakaxel	REPL 1 PCS 1216173-3	
	(1216185)	1	-	-	-	-	SP	Rear axle	Bakaxel	REPL 1 PCS 1216341-6	
	1216198	1	-	-	-	-	NS	Rear axle	Bakaxel		5
	1216136-0	1	-	-	-	-		Rear axle	Bakaxel		5
	1216118-8	1	-	-	-	-		Rear axle	Bakaxel		5
	1216095-8	1	-	-	-	-		Rear axle	Bakaxel		5
	1216186-5	-	1	-	-	-		Rear axle	Bakaxel	REPL 1 PCS 1216345-7	5
	(1216187)	-	1	-	-	-	SP	Rear axle	Bakaxel	REPL 1 PCS 1216343-2	
	(1216188)	-	1	-	-	-	SP	Rear axle	Bakaxel	REPL 1 PCS 1216213-7	
	(1216189)	-	1	-	-	-	SP	Rear axle	Bakaxel	REPL 1 PCS 1216190-7	5
	(1216201)	-	1	-	-	-	SP	Rear axle	Bakaxel	REPL 1 PCS 1216213-7	
	(1216202)	-	1	-	-	-	SP	Rear axle	Bakaxel	REPL 1 PCS 1216343-2	
	(1216111)	-	1	-	-	-	SP	Rear axle	Bakaxel	REPL 1 PCS 1216213-7	5
	(1216123)	-	1	-	-	-	SP	Rear axle	Bakaxel	REPL 1 PCS 1216343-2	5
	(1216174)	-	-	1	-	-	SP	Rear axle	Bakaxel	REPL 1 PCS 1216345-7	5
	1216173-3	-	-	1	-	-		Rear axle	Bakaxel		5
	1216172-5	-	-	1	-	-		Rear axle	Bakaxel	REPL 1 PCS 1216341-6	5
	1216190-7	-	-	-	1	-		Rear axle	Bakaxel		5
	(1216163)	-	-	-	1	-	SP	Rear axle	Bakaxel	REPL 1 PCS 1216343-2	5
	(1216161)	-	-	-	1	-	SP	Rear axle	Bakaxel	REPL 1 PCS 1216213-7	
	1216213-7	-	-	-	1	-		Rear axle	Bakaxel		5
	(1216214)	-	-	-	1	-	SP	Rear axle	Bakaxel	REPL 1 PCS 1216343-2	5
2	1209357-1	1	-	1	-	-		•Rear axle casing	•Bakaxelkåpa		5
☆	6814453-4	-	1	-	1	-		•Rear axle casing	•Bakaxelkåpa	(1209359)	5
3		2	2	2	2	-	NS	••Cap	••Överfall		
☆ 4	970881-9	4	4	4	4	-		••Screw	••Skruv	(963248)	2
5		1	1	1	1	-	NS	••Anchorage	••Fäste		
6		2	2	2	2	-	NS	••Anchorage	••Fäste		
7	383222-7	2	2	2	2	-		••Sealing ring	••Tätningsring		2
8	1229628-1	2	2	2	2	-		••Bushing	••Bussning		2
9	1377334-6	1	1	1	1	-		•Magnetic plug	•Magnetpropp		2
9a	957181-1	1	1	1	1	-		•Gasket	•Packning		2
10	89671-2	1	1	-	-	-		•Inspection cover	•Inspektionslock		4
	1209772-1	-	-	1	1	-		•Inspection cover	•Inspektionslock		4
11	952359-8	-	-	1	1	-		•Plug	•Propp		2
12	1308024-7	-	-	1	1	-		•Impulse sensor	•Impulsgivare		2
13	1307369-7	-	-	1	1	-		••O-ring	••O-ring		2
14	191834-1	-	-	1	1	-		•Shim	•Justerbleck	THK 0.1 mm	2
	191835-8	-	-	1	1	-		•Shim	•Justerbleck	THK 0.15 mm	2
	191837-4	-	-	1	1	-		•Shim	•Justerbleck	THK 0.25 mm	2
	191836-6	-	-	1	1	-		•Shim	•Justerbleck	THK 0.7 mm	2
	1209277-1	-	-	1	1	-		•Shim	•Justerbleck	THK 1.5 mm	2
	1209287-0	-	-	1	1	-		•Shim	•Justerbleck	THK 2.5 mm	2
15	1232772-2	-	-	1	1	-		•Lock nut	•Låsmutter		2
16	1348890-3	-	-	1	1	-		•Bracket	•Konsol	(1324068)	3
17	947107-9	9	9	9	9	-		•Flange screw	•Flänsskruv	LG 12 mm	2
	944926-5	1	1	1	1	-		•Flange screw	•Flänsskruv		2
18	1377332-0	1	1	1	1	-		•Gasket	•Packning		2
19	1232771-4	1	1	-	-	-		•Differential	•Differential	(1217079)	4
	1232771-4	-	-	1	1	-		•Differential	•Differential		4
20	1232722-7	1	1	1	1	-		••Differential housing	••Differentialhus		4
21	*(273224)*	1	1	1	1	-	SP	••Differential pinion set	••Differentialdrevsats	REPL 1 PCS 271422-8	3
22		2	2	2	2	-	KN	•••Differential pinion	•••Differentialdrev		
23		2	2	2	2	-	KN	•••Differential side gear	•••Differentialhjul		
24	1232436-4	2	2	2	2	-		••Thrust washer	••Tryckbricka		3
25	384209-3	2	2	2	2	-		••Thrust washer	••Tryckbricka		3
26	384201-0	1	1	1	1	-		••Spindle	••Axeltapp		3
27	191838-2	1	1	1	1	-		••Lock pin	••Låspinne		3
28	1232733-4	-	-	1	1	-		••Sensor wheel	••Tandhjul		3
29	273139-6	-	1	-	1	-		•Drive gear set	•Drevsats	R.AX RATIO 3.31/1	3

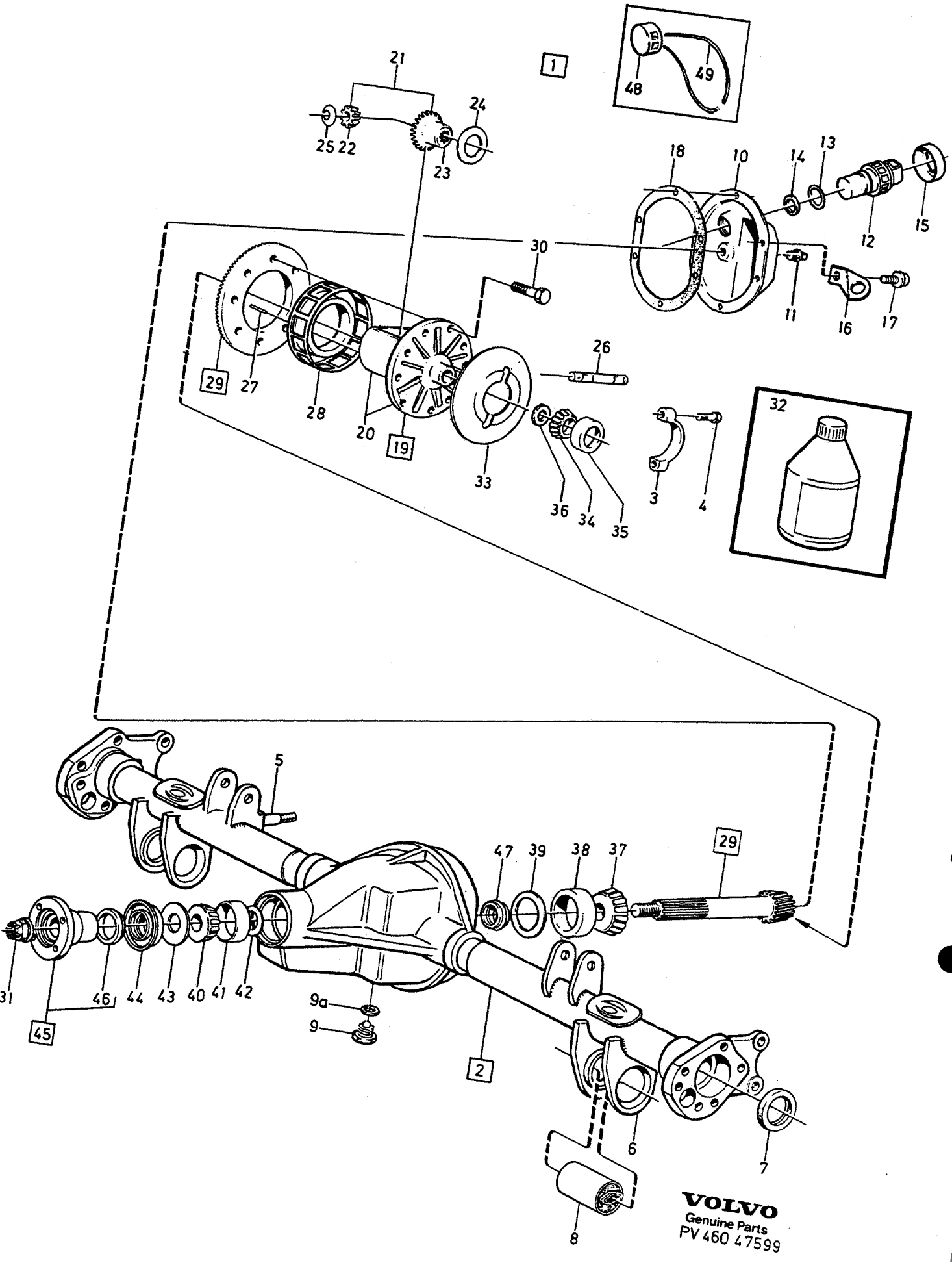
1
48
49
21
25
22
24
23
18
10
14
13
12
15
30
11
16
17
29
27
28
20
19
26
33
36
34
35
3
4
32
5
47
39
38
37
29
31
46
44
43
40
41
42
45
9a
9
2
6
7
8
VOLVO
Genuine Parts
PV 460 47599

A	MARKED 1030
B	MARKED 1031
C	MARKED 1030
D	MARKED 1031
E	

REAR AXLE — BAKAXEL

EXC ANTI-SPIN

Group / Grupp 46

Page / Sida 769

Fig	Part No. / Artikel nr	Quantity / Antal A	B	C	D	E	PS	Description	Benämning	Notes / Anmärkning	SR
	273800-3	1	-	1	-	-		• Drive gear set	• Drevsats	R.AX RATIO 3.54/1	3
	273410-1	-	1	-	1	-		• Drive gear set	• Drevsats	R.AX RATIO 3.54/1	3
	273472-1	1	-	1	-	-		• Drive gear set	• Drevsats	R.AX RATIO 3.73/1	3
☆	271256-0	-	1	-	1	-		• Drive gear set	• Drevsats	R.AX RATIO 3.73/1 (273409)	3
	273408-5	1	-	1	-	-		• Drive gear set	• Drevsats	R.AX RATIO 3.91/1	3
☆	271257-8	-	1	-	-	-		• Drive gear set	• Drevsats	R.AX RATIO 3.91/1 (273980)	3
	273798-9	1	-	-	-	-		• Drive gear set	• Drevsats	R.AX RATIO 4.56/1	3
30	1217099-9	10	10	10	10	-	IK	• Screw	• Skruv		2
31	947855-3	1	1	1	1	-	IK	• Nut	• Mutter		2
32	1161329-6	3	3	3	3	-	IK	• Rear axle oil	• Bakväxelolja	(1161276) 0.5l	6
33	383253-2	1	1	1	1	-		• Lock plate	• Låsplåt		3
34	181305-4	2	2	2	2	-		• Cone	• Innerring		2
35	181662-8	2	2	2	2	-		• Cup	• Ytterring		2
36	81374-1	X	X	X	X	-		• Shim	• Justerbleck	THK 0.08 mm	2
	81375-8	X	X	X	X	-		• Shim	• Justerbleck	THK 0.13 mm	2
	120622-6	X	X	X	X	-		• Shim	• Justerbleck	THK 0.25 mm	2
	81377-4	X	X	X	X	-		• Shim	• Justerbleck	THK 0.75 mm	2
37	181303-9	1	-	1	-	-		• Cone	• Innerring		2
	183327-6	-	1	-	1	-		• Cone	• Innerring		2
38	181304-7	1	-	1	1	-		• Cup	• Ytterring		2
	183328-4	-	1	-	1	-		• Cup	• Ytterring		2
39	1220985-4	-	X	-	X	-		• Shim	• Justerbleck	THK 0.08 mm	2
	1220982-1	X	-	X	-	-		• Shim	• Justerbleck	THK 0.08 mm ALTER	2
	1220984-7	-	X	-	X	-		• Shim	• Justerbleck	THK 0.13 mm	2
	1220981-3	X	-	X	-	-		• Shim	• Justerbleck	THK 0.13 mm ALTER	2
	1220983-9	-	X	-	X	-		• Shim	• Justerbleck	THK 0.25 mm	2
	1220980-5	X	-	X	-	-		• Shim	• Justerbleck	THK 0.25 mm ALTER	2
	384371-1	X	-	X	-	-		• Shim	• Justerbleck	THK 0.72 mm ALTER	2
☆	384871-0	-	X	-	X	-		• Shim	• Justerbleck	(384861) THK 1.00 mm	2
40	181301-3	1	1	1	1	-		• Cone	• Innerring		2
41	181302-1	1	1	1	1	-		• Cup	• Ytterring		2
42	191834-1	X	X	X	X	-		• Shim	• Justerbleck	THK 0.08 mm	2
	191835-8	X	X	X	X	-		• Shim	• Justerbleck	THK 0.13 mm	2
	191837-4	X	X	X	X	-		• Shim	• Justerbleck	THK 0.25 mm	2
	191836-6	X	X	X	X	-		• Shim	• Justerbleck	THK 0.7 mm	2
43	80506-9	1	1	1	1	-		• Sealing washer	• Tätningsbricka		2
44	942905-1	1	1	1	1	-		• Seal	• Tätning		2
45	1209369-6	1	1	1	1	-		• Companion flange	• Medbringare	R.AX MARKED 1216183, 1216184, 1216185, 1216198, 1216186, 1216187, 1216188, 1216189, 1216201, 1216202, 1216190, 1216174, 1216173, 1216172, 1216163, 1216161, 1216213, 1216214	3
	384720-9	1	1	-	-	-		• Companion flange	• Medbringare	R.AX MARKED 1216136, 1216118, 1216111, 1216095, 1216104, 1216123	3
46	81388-1	1	1	1	1	-		•• Dust cover	•• Dammskydd		2
47	1340791-1	1	1	1	1	-	IK	• Pretensioning sleeve	• Förspänningshylsa	R.AX MARKED F	3
48	9985962-1	-	-	1	1	-		Seal	Plomb		6
49	9985963-9	-	-	X	X	-		Sealing wire	Plomberingstråd		6

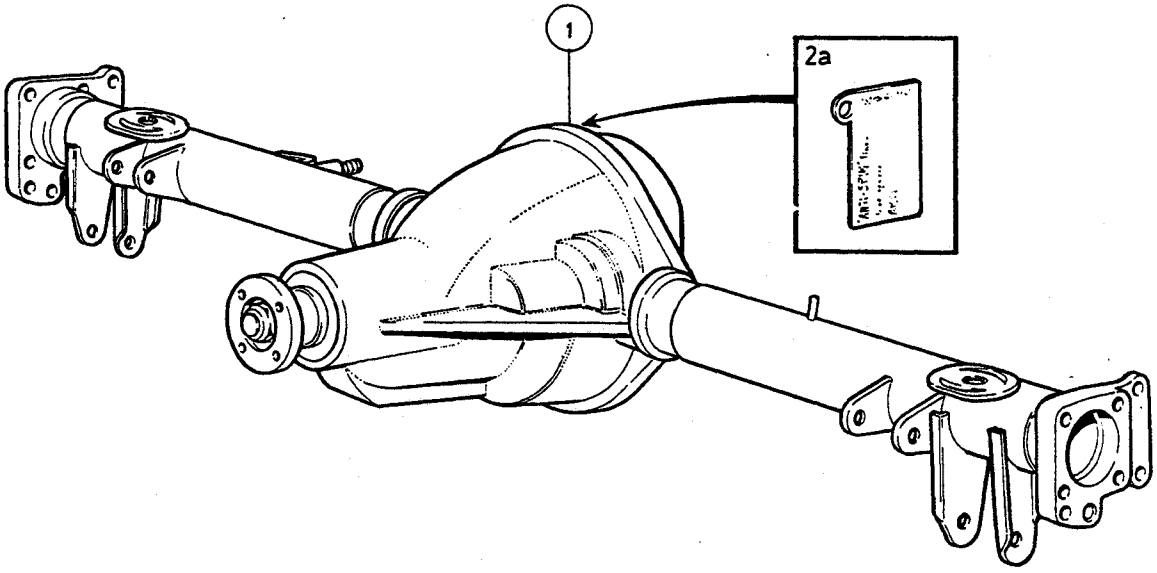
1
2a

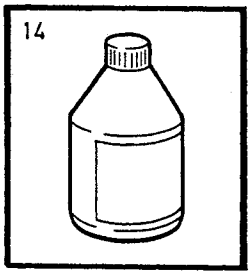
14

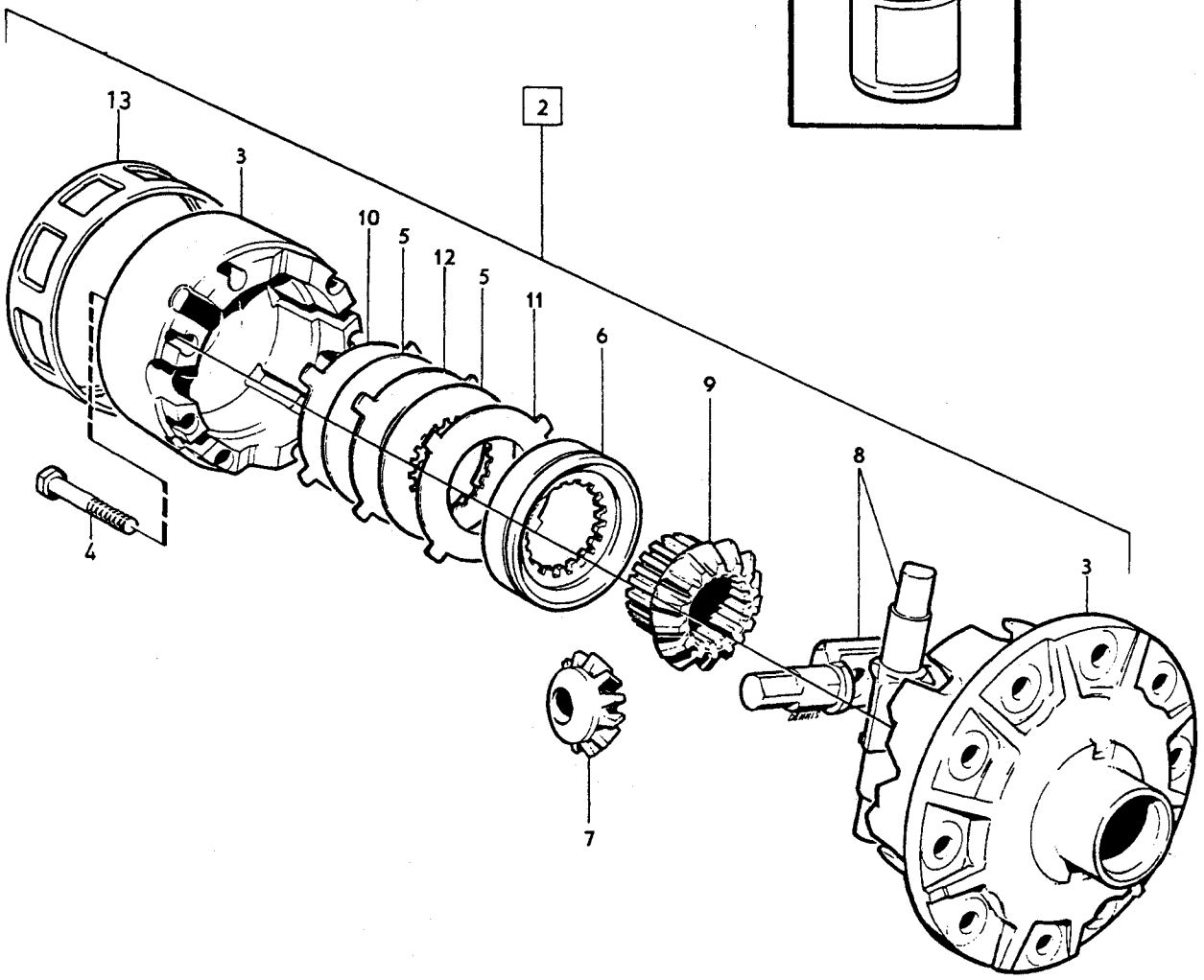
13
3
10
5
12
5
11
6
2
9
8
3
4
7

A
B
C
D
E

REAR AXLE — BAKAXEL

Group / Grupp 46

Page / Sida 771

ANTI-SPIN

Fig	Part No. Artikel nr	Quantity /Antal A	B	C	D	E	PS	Description	Benämning	Notes Anmärkning	SR
1	*1216191*	1	-	-	-	-	NS	Rear axle	Bakaxel		5
	1216192	1	-	-	-	-	NS	Rear axle	Bakaxel		5
	1216195	1	-	-	-	-	NS	Rear axle	Bakaxel		5
	1216200	1	-	-	-	-	NS	Rear axle	Bakaxel		5
	1216193	1	-	-	-	-	NS	Rear axle	Bakaxel		5
	1216196	1	-	-	-	-	NS	Rear axle	Bakaxel		5
	1216199	1	-	-	-	-	NS	Rear axle	Bakaxel		5
	1216197	1	-	-	-	-	NS	Rear axle	Bakaxel		5
	1216194	1	-	-	-	-	NS	Rear axle	Bakaxel		5
	1216204	-	1	-	-	-	NS	Rear axle	Bakaxel		5
	1216205	-	1	-	-	-	NS	Rear axle	Bakaxel		5
	1216206	-	1	-	-	-	NS	Rear axle	Bakaxel		5
	1216208	-	1	-	-	-	NS	Rear axle	Bakaxel		5
	1216209	-	1	-	-	-	NS	Rear axle	Bakaxel		5
	1216210	-	1	-	-	-	NS	Rear axle	Bakaxel		5
	1216211	-	1	-	-	-	NS	Rear axle	Bakaxel		5
	1216212	-	1	-	-	-	NS	Rear axle	Bakaxel		5
2	*(384727)*	1	-	-	-	-	SP	•Differential	•Differential	1)	4
	1340620-2	-	1	-	-	-		•Differential	•Differential	REPL 1 PCS 1340620-2 1)	4
2a	1340498-3	1	1	-	-	-		••Sign	••Skylt		3
3		1	1	-	-	-	NS	••Housing	••Hus		
		1	-	-	-	-	NS	••Housing	••Hus		
		-	1	-	-	-	NS	••Housing	••Hus		
4	384511-2	8	-	-	-	-		••Screw	••Skruv		2
	1377049-0	-	8	-	-	-		••Screw	••Skruv		2
5	633262-1	4	4	-	-	-		••Disc	••Lamell		3
6	384510-4	2	2	-	-	-		••Disc hub	••Lamellnav		3
7	384505-4	4	4	-	-	-		••Differential side gear	••Differentialhjul		3
8	384507-0	2	2	-	-	-		••Shaft	••Axel		3
9	384504-7	2	2	-	-	-		••Differential pinion	••Differentialdrev		3
10	666248-0	2	2	-	-	-		••Disc	••Lamell	THK 1.5 mm	3
11	666249-8	2	2	-	-	-		••Disc flat	••Skiva plan	THK 2.4 mm	3
12	666250-6	2	2	-	-	-		••Disc cupped	••Skiva kupig	THK 2.4 mm	3
13	1220844-3	-	1	-	-	-		••Sensor wheel	••Tandhjul		3
14	1161129-0	3	3	-	-	-		Rear axle oil	Bakväxelolja	0,5 l	6
		-	-	-	-	-		Table	Tabell	2)	
		-	-	-	-	-		.....	.....		
		-	-	-	-	-		Anti-spin----standard rear axle----rear axle	Anti-spin----standard bakaxel------bakaxel		
		-	-	-	-	-		.....	.....		
		-	-	-	-	-		1216191------1216183	1216191------1216183		
		-	-	-	-	-		1216192------1216184	1216192------1216184		
		-	-	-	-	-		1216195------1216187	1216195------1216187		
		-	-	-	-	-		1216200------1216123	1216200------1216123		
		-	-	-	-	-		1216193------1216185	1216193------1216185		
		-	-	-	-	-		1216196------1216188	1216196------1216188		
		-	-	-	-	-		1216199------1216111	1216199------1216111		
		-	-	-	-	-		1216197------1216189	1216197------1216189		
		-	-	-	-	-		1216194------1216186	1216194------1216186		
		-	-	-	-	-		1216204------1216174	1216204------1216174		
		-	-	-	-	-		1216205------1216173	1216205------1216173		
		-	-	-	-	-		1216206------1216172	1216206------1216172		

1) For other parts component to complete rear axles, see the corresponding standard rear axles according to the table above / För övriga i komplett bakaxel ingående detaljer, se motsvarande standard bakaxlar enligt ovanstående tabell.
2) For other parts component to complete rear axles, see thecorresponding standard rear axles according to the table above. / För övriga i bakaxeln ingående detaljer, se motsvarande standard bakaxlar enligt ovanstående tabell.

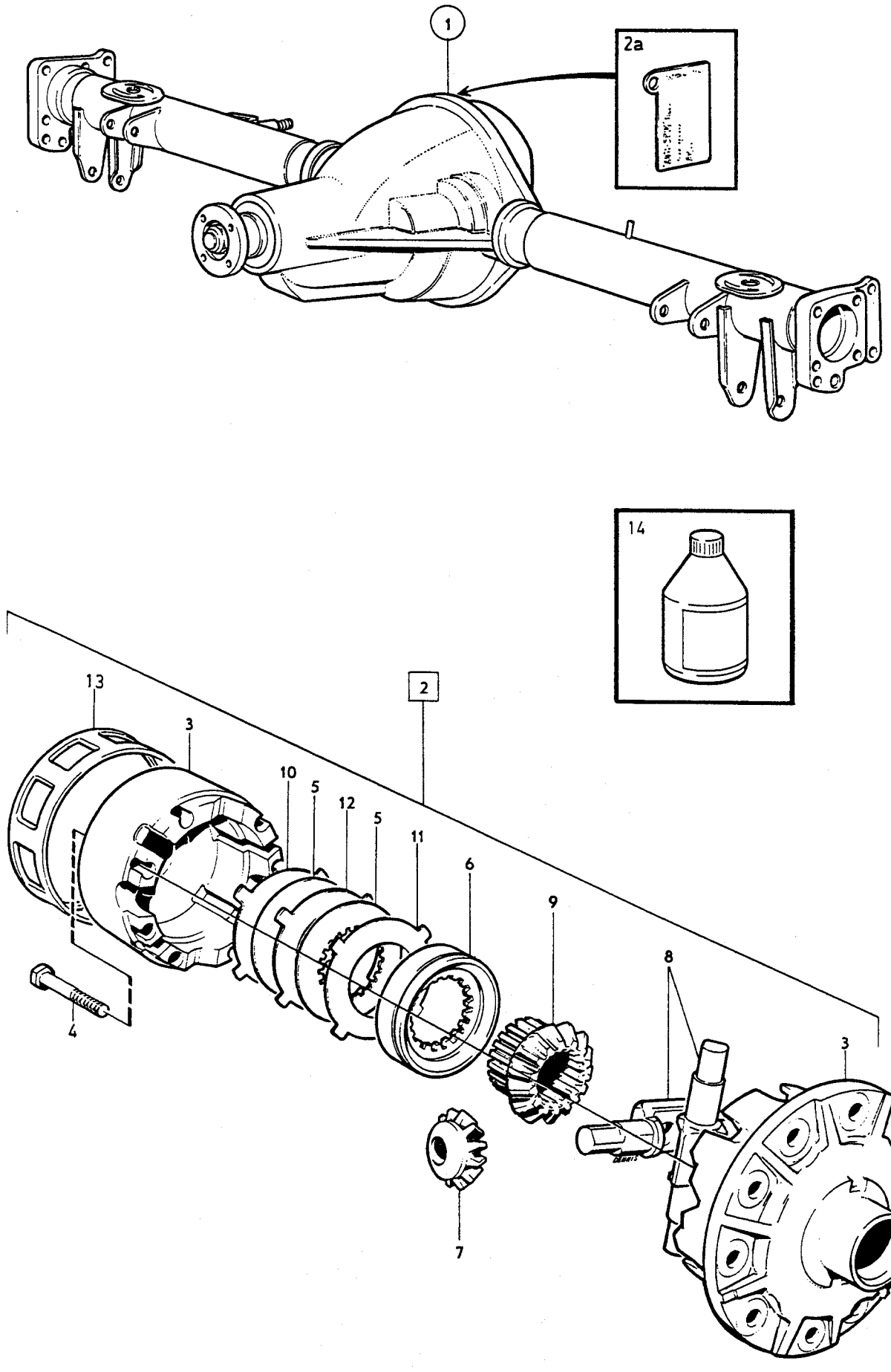
1
2a
14
2
13
3
10
5
12
5
11
6
9
8
3
4
7

A		REAR AXLE	BAKAXEL	Group Grupp 46
B				
C				
D				Page Sida 773
E		ANTI-SPIN		

Fig	Part No. Artikel nr	Quantity /Antal A	B	C	D	E	P S	Description	Benämning	Notes Anmärkning	S R
		-	-	-	-	-		1216208------1216214	1216208------1216214		
		-	-	-	-	-		1216209------1216213	1216209------1216213		
		-	-	-	-	-		1216210------1216190	1216210------1216190		
		-	-	-	-	-		1216211------1216213	1216211------1216213		
		-	-	-	-	-		1216212------1216214	1216212------1216214		

1



2

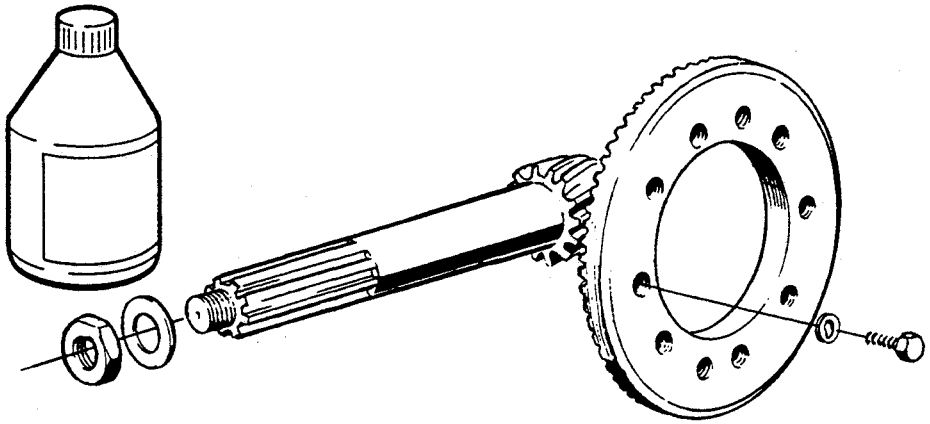

3



VOLVO

Genuine Parts

PV 460 47601

A
B
C
D
E

REPAIR KITS
REAR AXLE

REPARATIONSSATS
BAKAXEL

Group
Grupp
46

Page
Sida
775

Fig	Part No. Artikel nr	Quantity /Antal A	B	C	D	E	PS	Description	Benämning	Notes Anmärkning	SR
1	*(273224)*	1	-	-	-	-	SP	Differential pinion set	Differentialdrevsats	REPL 1 PCS 271422-8	3
2	273139-6	1	-	-	-	-		Drive gear set	Drevsats	R.AX RATIO 3.31/1 R.AX MARKED 1216189, 1216197, 1216190, 1216210	3
	273410-1	1	-	-	-	-		Drive gear set	Drevsats	R.AX RATIO 3.54/1 R.AX MARKED 1216188, 1216213, 1216161, 1216196, 1216209, 1216199, 1216211, 1216201	3
	273800-3	1	-	-	-	-		Drive gear set	Drevsats	R.AX RATIO 3.54/1 R.AX MARKED 1216185, 1216172, 1216193, 1216206, 1216136, 1216111	3
☆	271256-0	1	-	-	-	-		Drive gear set	Drevsats	R.AX RATIO 3.73/1 (273409) R.AX MARKED 1216187, 1216163, 1216214, 1216195, 1216208, 1216200, 1216212, 1216202, 1216123	3
	273472-1	1	-	-	-	-		Drive gear set	Drevsats	R.AX RATIO 3.73/1 R.AX MARKED 1216184, 1216192, 1216118, 1216205, 1216173	3
	273408-5	1	-	-	-	-		Drive gear set	Drevsats	R.AX RATIO 3.91/1 R.AX MARKED 1216183, 1216191, 1216095, 1216174, 1216104, 1216204	3
☆	271257-8	1	-	-	-	-		Drive gear set	Drevsats	R.AX RATIO 3.91/1 (273980) R.AX MARKED 1216186, 1216194	3
	273798-9	1	-	-	-	-		Drive gear set	Drevsats	R.AX RATIO 4.56/1 R.AX MARKED 1216198	3
3	273872-2	1	-	-	-	-		Repair kit rearwheel bearing ...	Reparationssats bakhjulslager .		1

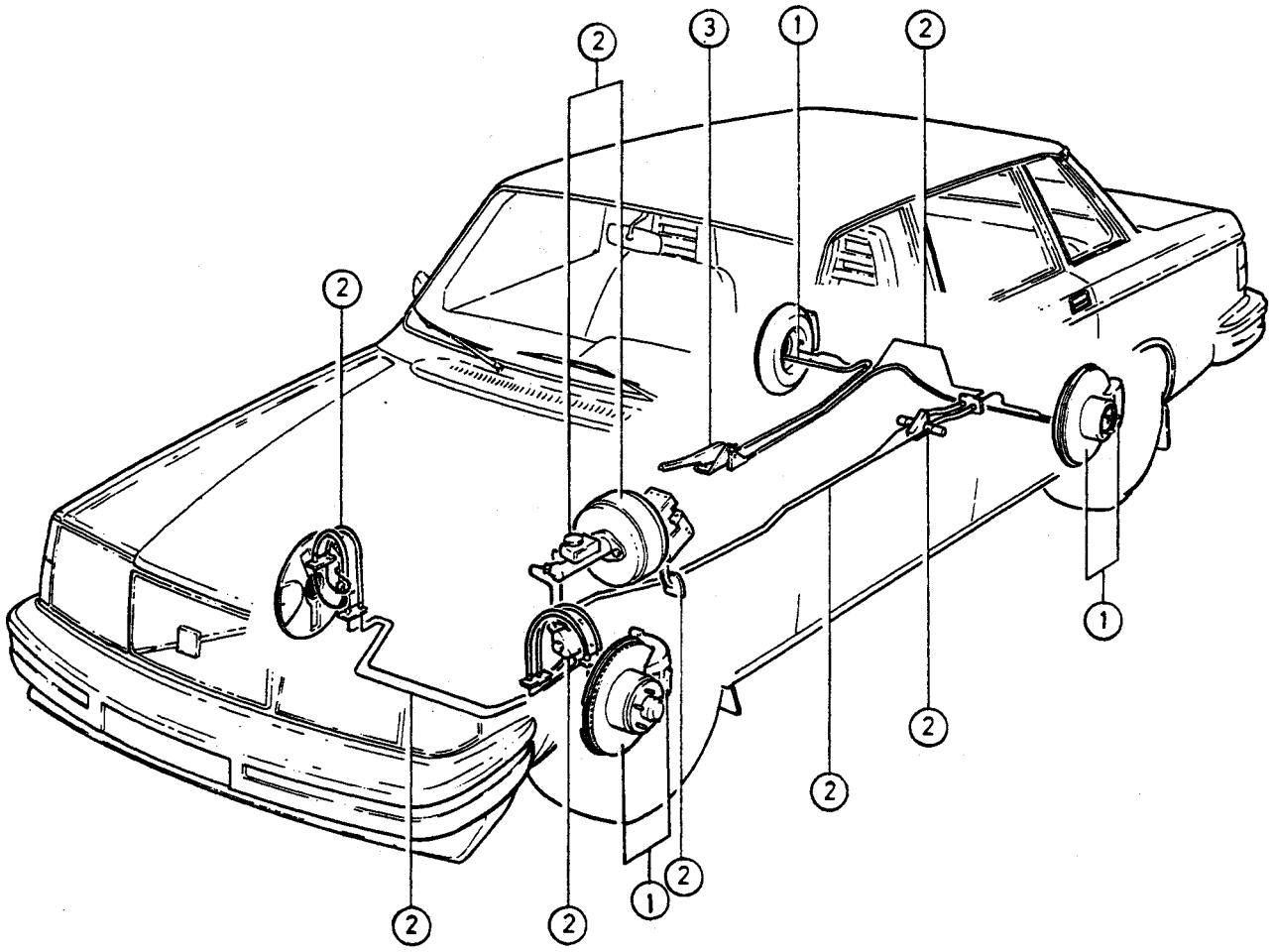

©VOLVO
Genuine Parts

GROUP INDEX
BRAKES

GRUPP INDEX
BROMS

Group Grupp 50

Page Sida 779

Fig	Description	Benämning	Notes Anmärkning
	SUB GROUP 51	**UNDERGRUPP 51**	
1	Wheel brake	Hjulbroms	SEE 51•781
	SUB GROUP 52	**UNDERGRUPP 52**	
2	Vacuum-hydraulic brakes	Vakuumhydraliskt bromssystem	SEE 52•793
	SUB GROUP 55	**UNDERGRUPP 55**	
3	Parking brake	Parkeringsbroms	SEE 55•813

A B C D E

SUB GROUP WHEEL BRAKE — UNDERGRUPP HJULBROMS

Group Grupp 51

Page Sida 781

Fig	Part No. Artikel nr	Quantity /Antal A	B	C	D	E	PS	Description	Benämning	Notes Anmärkning	SR
		-	-	-	-	-		Front wheel brake ..... non-ventilated GIRLING	Framhjulsbroms ..... ej ventilerad GIRLING	SEE 51•783	
		-	-	-	-	-		Front wheel brake ..... ventilated GIRLING	Framhjulsbroms ..... ventilerad GIRLING	SEE 51•785	
		-	-	-	-	-		Rear wheel brake ..... GIRLING	Bakhjulsbroms ..... GIRLING	SEE 51•787	
		-	-	-	-	-		Repair kits ..... Front wheel brake	Reparationssats ..... Framhjulsbroms	SEE 51•789	
		-	-	-	-	-		Repair kits ..... Rear wheel brake	Reparationssats ..... Bakhjulsbroms	SEE 51•791	

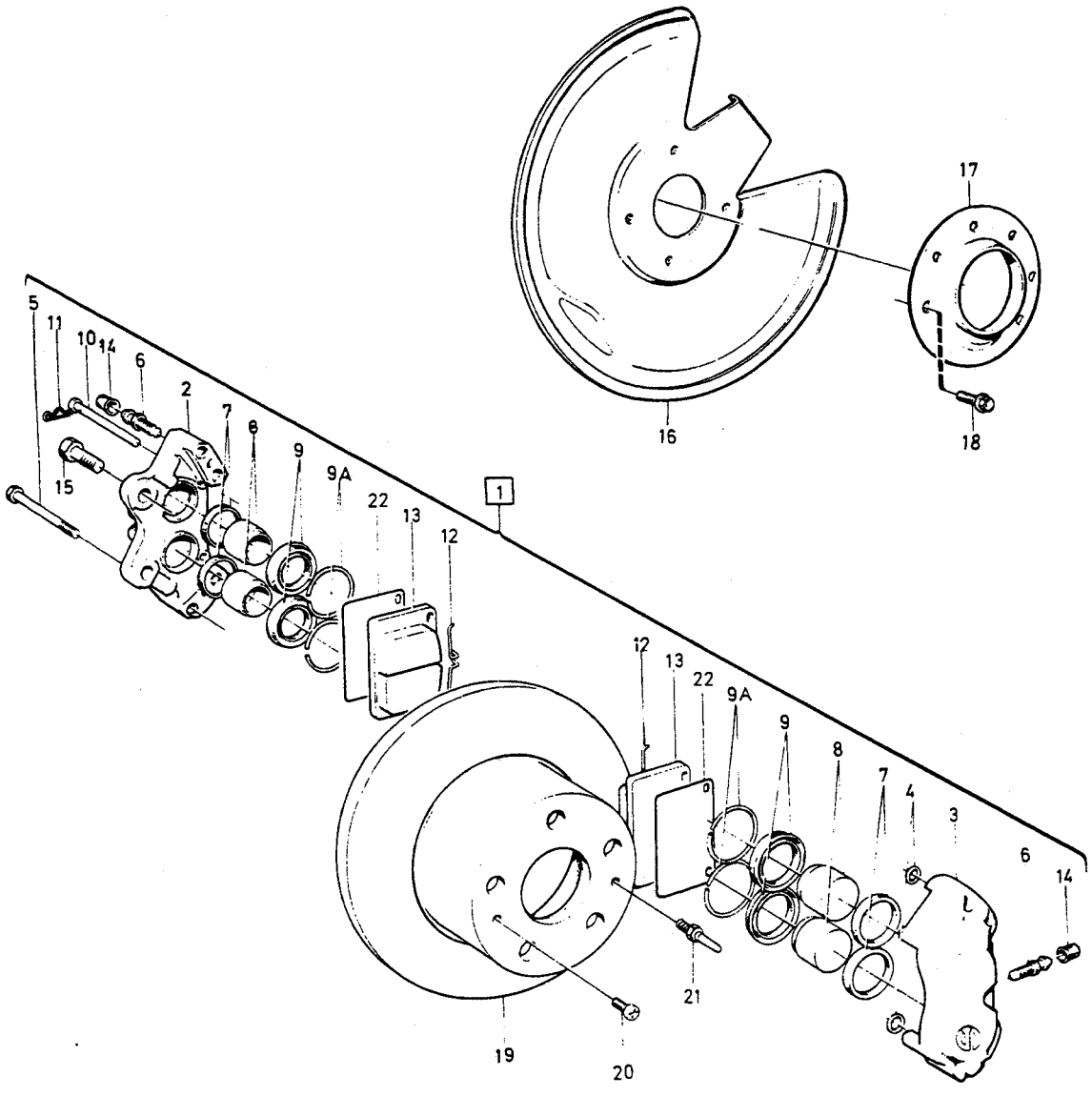

VOLVO PARTS
1 050 36057
(106:1)

A
B
C
D
E

FRONT WHEEL DISC, NON-VENTILATED FRAMHJULSBROMS, EJ VENTILERAD

GIRLING

Group Grupp 51

Page Sida 783

Fig	Part No. Artikel nr	Quantity /Antal A	B	C	D	E	PS	Description	Benämning	Notes Anmärkning	SR
1	1330303-7	1	-	-	-	-		Brake caliper, l.h. asbestos-free linings	Bromsok, v med asbestfria belägg	(1221957)	3
	5002026-2	1	-	-	-	-	EU	Brake caliper, exch	Bromsok, bytes		2
	1330304-5	-	1	-	-	-		Brake caliper, r.h. asbestos-free linings	Bromsok, h med asbestfria belägg	(1221958)	3
	5002027-0	-	1	-	-	-	EU	Brake caliper, exch	Bromsok, bytes		2
2		1	1	-	-	-	NS	• Housing inner	• Hus inre		
3		1	1	-	-	-	NS	• Housing outer	• Hus yttre		
4		2	2	-	-	-	NS	• Rubber ring	• Gummiring		
5		4	4	-	-	-	NS	• Screw	• Skruv		
6	678155-3	3	3	-	-	-		• Bleeder screw	• Urluftningsskruv		2
7	664816-6	4	4	-	-	-	IK	• Sealing ring	• Tätningsring		2
8	1229048-2	4	4	-	-	-		• Piston	• Kolv		3
9	1228803-1	4	4	-	-	-	IK	• Gaiter	• Manschett		3
9a	680532-9	4	4	-	-	-		• Retaining ring	• Spårring		1
10	1228810-6	2	2	-	-	-	IK	• Pin	• Pinne	(664821)	1
11	664822-4	2	2	-	-	-	IK	• Lock spring	• Låsfjäder		1
12	670567-7	2	2	-	-	-	IK	• Damping spring	• Dämpfjäder		2
13		2	2	-	-	-	KN	• Brake pad	• Bromsklots		
	270163-9	1	1	-	-	-		Brake pad kit asbestos-free linings	Bromsklotssats med asbestfria belägg	(272873) EXC (S),(N),(DK),(SF)	1
	272867-3	1	1	-	-	-		Brake pad kit asbestos-free linings	Bromsklotssats med asbestfria belägg	(S),(N),(DK),(SF)	1
14	656456-1	3	3	-	-	-		Rubber cap	Gummihatt		2
15	947328-1	2	2	-	-	-	IK	Lock screw	Låsskruv	M12X31	2
16	1272469-6	1	1	-	-	-		Protecting plate	Skyddsplåt		3
17	1272102-3	1	1	-	-	-		Protector plate	Grovskydd		3
18	948536-8	6	6	-	-	-		Lock screw	Låsskruv	M8X10	2
19	1228942-7	2	2	-	-	-	IK	Brake disc non-ventilated	Bromsskiva ej ventilerad	REPL 1 PCS 270737-0	3
20	955271-2	2	2	-	-	-		Screw	Skruv	(955270)	2
21	1330273-2	2	2	-	-	-		Guide pin	Styrtapp		2
22	1359198-7	2	2	-	-	-		Spacer	Mellanlägg	1) ALTER 1	2
	1359773-7	2	2	-	-	-		Spacer stainless	Mellanlägg rostfri	1) ALTER 2	2
	272648-7	1	1	-	-	-		Repair kit	Reparationssats	SEE 51•789	1
	272691-7	1	1	-	-	-		Mounting kit	Monteringssats	(272637) SEE 51•789	1
	270737-0	1	1	-	-	-		Brake disc kit	Bromsskivesats	SEE 51•789	3

1) Service version. / Serviceutförande.

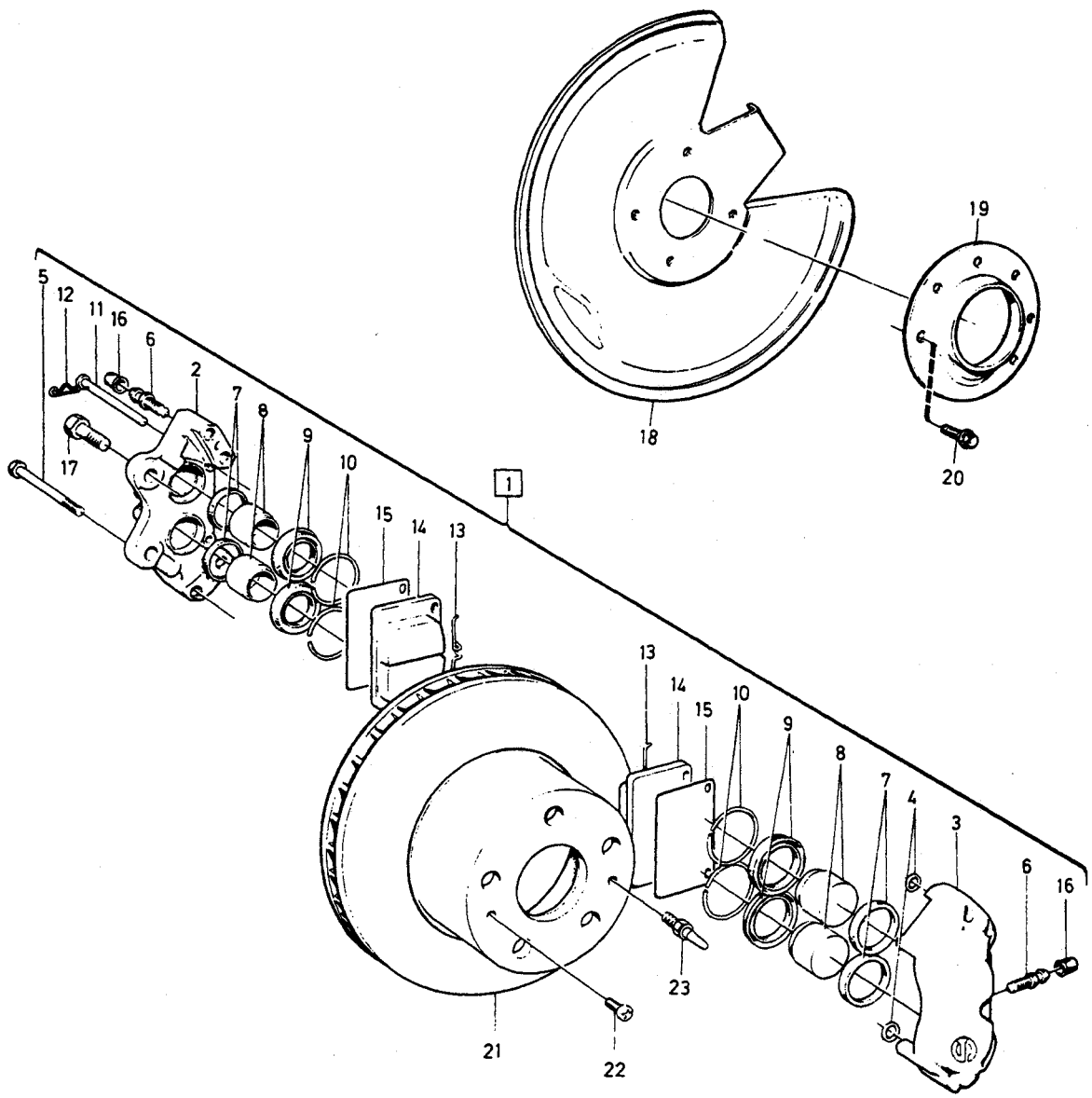

VOLVO PARTS
1 050 36058
(106:1)

A B C D E

FRONT WHEEL DISC, VENTILATED — FRAMHJULSBROMS, VENTILERAD

GIRLING

Fig	Part No. Artikel nr	Quantity /Antal A	B	C	D	E	PS	Description	Benämning	Notes Anmärkning	SR
1	1330306-0	1	-	-	-	-		Brake caliper, l.h. asbestos-free linings	Bromsok, v med asbestfria belägg	(1273430)	3
	5002028-8	1	-	-	-	-	EU	Brake caliper, exch	Bromsok, bytes		2
	1330307-8	-	1	-	-	-		Brake caliper, r.h. asbestos-free linings	Bromsok, h med asbestfria belägg	(1273431)	3
	5002029-6	-	1	-	-	-	EU	Brake caliper, exch	Bromsok, bytes		2
2		1	-	-	-	-	NS	• Housing inner	• Hus inre		
3		1	-	-	-	-	NS	• Housing outer	• Hus yttre		
4		2	-	-	-	-	NS	• Rubber ring	• Gummiring		
5		4	-	-	-	-	NS	• Screw	• Skruv		
6	678155-3	3	-	-	-	-		• Bleeder screw	• Urluftningsskruv		2
7	664816-6	4	-	-	-	-	IK	• Sealing ring	• Tätningsring		2
8	1229048-2	4	-	-	-	-		• Piston	• Kolv		3
9	1228803-1	4	-	-	-	-	IK	• Gaiter	• Manschett		3
10	680532-9	4	-	-	-	-		• Retaining ring	• Spårring		1
11	1228810-6	2	-	-	-	-	IK	• Pin	• Pinne		1
12	664822-4	2	-	-	-	-	IK	• Lock spring	• Låsfjäder		1
13	670567-7	2	-	-	-	-	IK	• Damping spring	• Dämpfjäder		2
14		2	-	-	-	-		• Brake pad	• Bromsklots		
14	270163-9	1	-	-	-	-		Brake pad kit asbestos-free linings	Bromsklotssats med asbestfria belägg	(272873) EXC (S),(N),(DK),(SF)	1
	272867-3	1	-	-	-	-		Brake pad kit asbestos-free linings	Bromsklotssats med asbestfria belägg	(S),(N),(DK),(SF)	1
15	1359198-7	2	-	-	-	-		Spacer	Mellanlägg	1) ALTER 1	2
	1359773-7	2	-	-	-	-		Spacer stainless	Mellanlägg rostfri	1) ALTER 2	2
16	656456-1	6	-	-	-	-		Rubber cap	Gummihatt		2
17	947328-1	4	-	-	-	-	IK	Lock screw	Låsskruv	M12X31	2
18	1272469-6	2	-	-	-	-		Protecting plate	Skyddsplåt		3
19	1272102-3	2	-	-	-	-		Protector plate	Grovskydd		3
20	946536-8	6	-	-	-	-		Lock screw	Låsskruv	M8X10	2
21	1359131-8	2	-	-	-	-	IK	Brake disc	Bromsskiva	REPL 1 PCS 270739-6	3
22	955271-2	2	-	-	-	-		Screw	Skruv	(955270)	2
23	1330273-2	2	-	-	-	-		Guide pin	Styrtapp		2
	272648-7	2	-	-	-	-		Repair kit	Reparationssats	SEE 51 • 789	1
	272691-7	2	-	-	-	-		Mounting kit	Monteringssats	SEE 51 • 789	1
	270739-6	1	-	-	-	-		Brake disc kit	Bromsskivesats	SEE 51 • 789	3

1) Service version. / Serviceutförande.

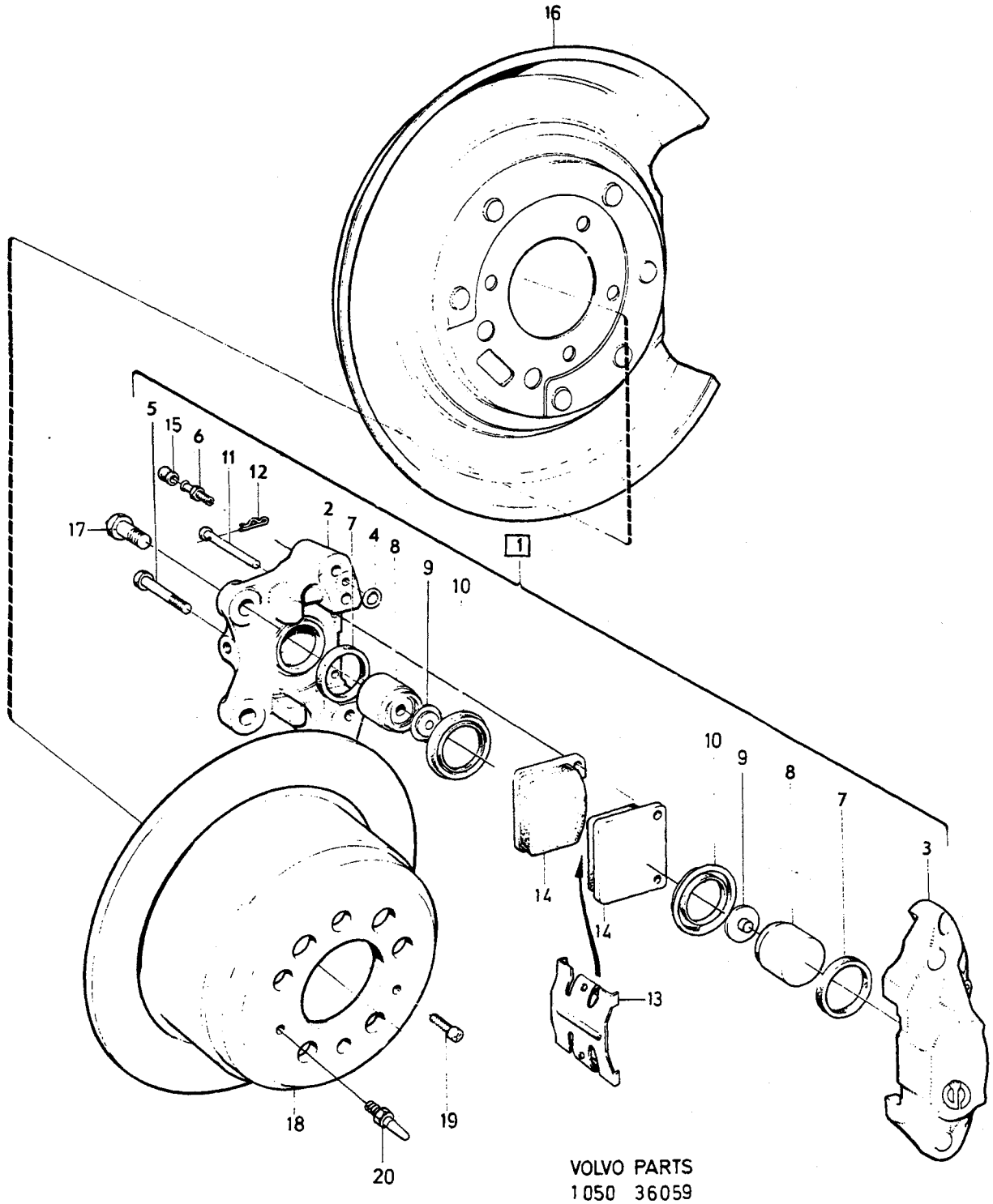

VOLVO PARTS
1050 36059
(106:2)

A	L.H.	REAR WHEEL BRAKE BAKHJULSBROMS	Group Grupp 51
B	R.H.		Page Sida 787
C			
D			
E		GIRLING	

Fig	Part No. Artikel nr	Quantity /Antal A	B	C	D	E	PS	Description	Benämning	Notes Anmärkning	SR
1	1330308-6	1	-	-	-	-		Brake caliper, l.h. asbestos-free linings	Bromsok, v med asbestfria belägg	(1229547)	3
	5002006-4	1	-	-	-	-	EU	Brake caliper, exch	Bromsok, bytes		2
	1330309-4	-	1	-	-	-		Brake caliper, r.h. asbestos-free linings	Bromsok, h med asbestfria belägg	(1229548)	3
	5002007-2	-	1	-	-	-	EU	Brake caliper, exch	Bromsok, bytes		2
2		1	1	-	-	-	NS	• Housing inner	• Hus inre		
3		1	1	-	-	-	NS	• Housing outer	• Hus yttre		
4		2	2	-	-	-	NS	• Rubber ring	• Gummiring		
5		1	1	-	-	-	NS	• Screw	• Skruv		
6	678155-3	1	1	-	-	-		• Bleeder screw	• Urluftningsskruv		2
7	664816-6	2	2	-	-	-		• Sealing ring	• Tätningsring		2
8	685331-1	2	2	-	-	-		• Piston	• Kolv		3
9	685332-9	2	2	-	-	-		• Spacer	• Mellanlägg		2
10	1228803-1	2	2	-	-	-		• Gaiter	• Manschett		3
11	678145-4	2	2	-	-	-	IK	• Pin	• Pinne		1
12	664822-4	2	2	-	-	-	IK	• Lock spring	• Låsfjäder		1
13	1273104-8	1	1	-	-	-	IK	• Spring	• Fjäder		2
14		2	2	-	-	-	KN	• Brake pad	• Bromsklots		
	270164-7	1	1	-	-	-		Brake pad kit asbestos-free linings	Bromsklotssats med asbestfria belägg	(272868) (S),(N),(DK),(SF)	1
	270164-7	1	1	-	-	-		Brake pad kit asbestos-free linings	Bromsklotssats med asbestfria belägg	EXC (S),(N),(DK),(SF)	1
15	656456-1	2	2	-	-	-		Rubber cap	Gummihatt		2
16	1205785-7	1	-	-	-	-		Protecting plate, l.h.	Skyddsplåt, v		3
	1205786-5	-	1	-	-	-		Protecting plate, r.h.	Skyddsplåt, h		3
17	947327-3	4	4	-	-	-	IK	Lock screw	Låsskruv	M10X30	2
18		2	2	-	-	-	KN	Brake disc	Bromsskiva		
19	955271-2	2	2	-	-	-		Screw	Skruv	(955270)	2
20	1330273-2	2	2	-	-	-		Guide pin	Styrtapp		2
	272641-2	1	1	-	-	-		Mounting kit	Monteringssats	SEE 51-791	1
	270736-2	1	1	-	-	-		Brake disc kit	Bromsskivesats	SEE 51-791	3

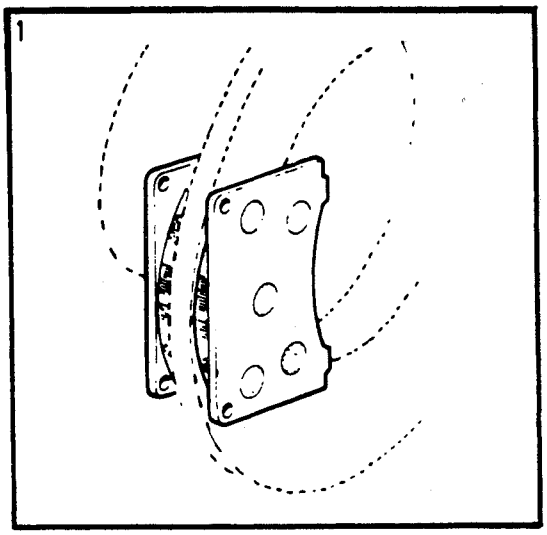
1

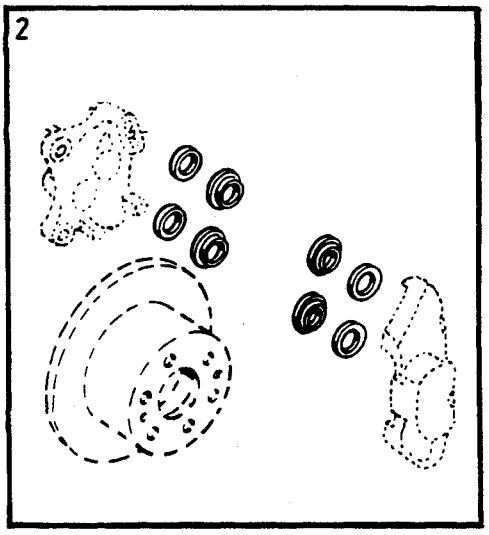
2

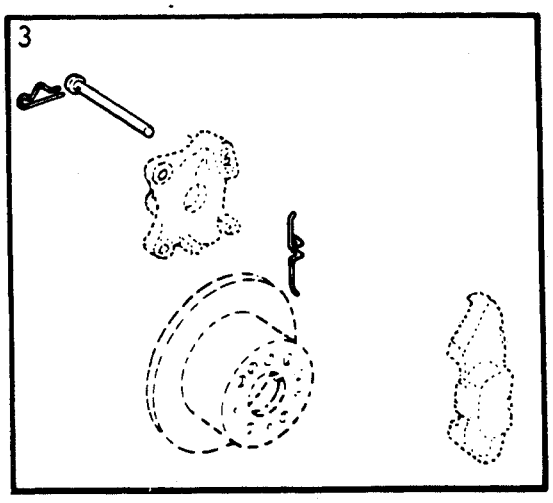
3

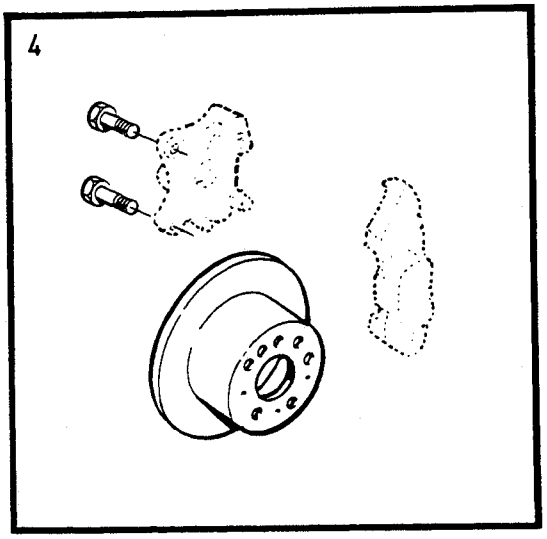
4

A
B
C
D
E

REPAIR KITS
FRONT WHEEL BRAKE

REPARATIONSSATS
FRAMHJULSBROMS

GIRLING

Group / Grupp 51

Page / Sida 789

Fig	Part No. / Artikel nr	Quantity /Antal A	B	C	D	E	PS	Description	Benämning	Notes / Anmärkning	SR
1	270163-9	1	-	-	-	-		Brake pad kit	Bromsklotssats	(272873)	1
	272867-3	1	-	-	-	-		Brake pad kit asbestos-free linings	Bromsklotssats med asbestfria belägg		1
2	272648-7	1	-	-	-	-		Repair kit	Reparationssats		1
3	272691-7	1	-	-	-	-		Mounting kit ventilated	Monteringssats ventilerad		1
	272691-7	1	-	-	-	-		Mounting kit non-ventilated ...	Monteringssats ej ventilerad ...	(272637)	1
4	270737-0	1	-	-	-	-		Brake disc kit	Bromsskivesats		3
	270739-6	1	-	-	-	-		Brake disc kit	Bromsskivesats		3

1

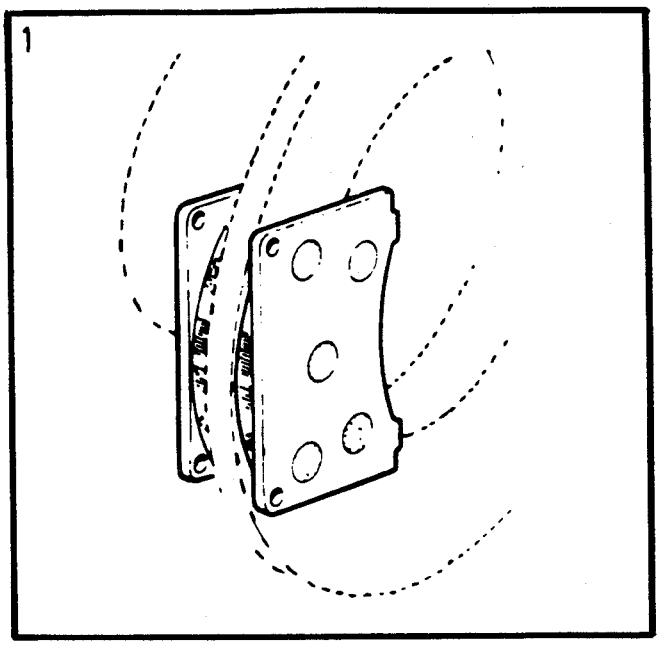

2

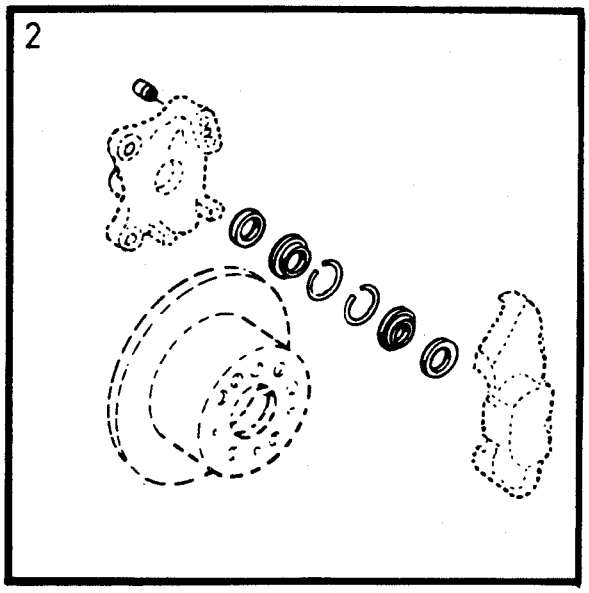

4

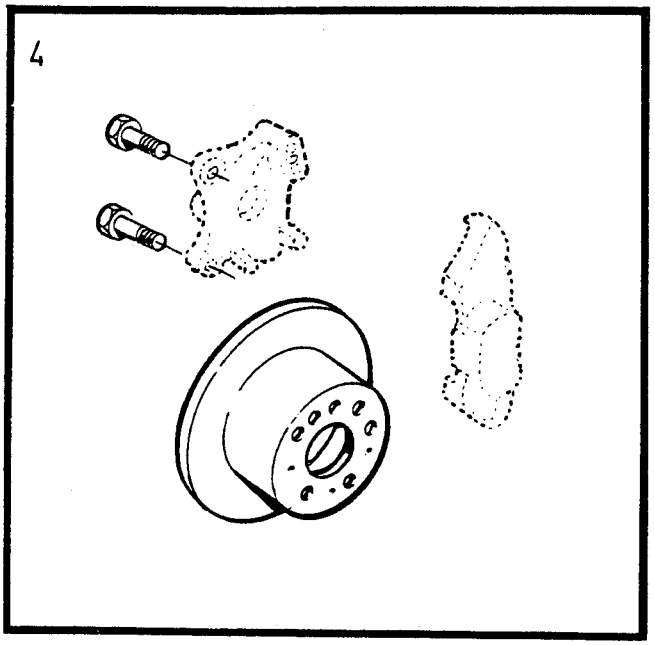

3

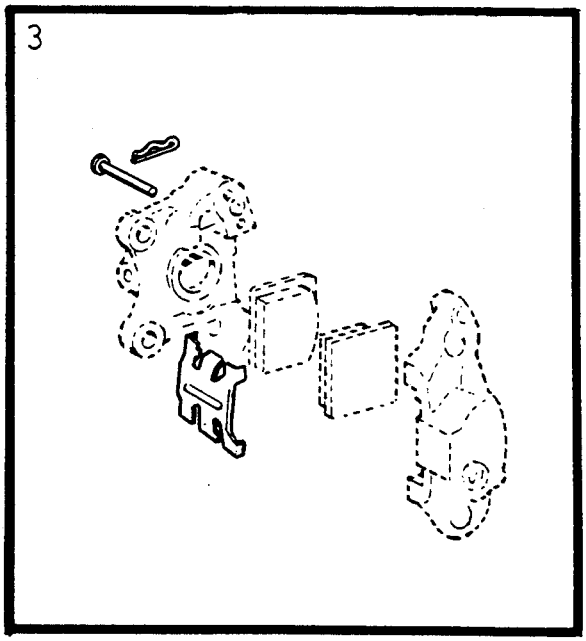

VOLVO
Genuine Parts
PV 510 46516

A
B
C
D
E

REPAIR KITS
REAR WHEEL BRAKE

REPARATIONSSATS
BAKHJULSBROMS

Group
Grupp
51

Page
Sida
791

Fig	Part No. Artikel nr	Quantity /Antal A	B	C	D	E	P S	Description	Benämning	Notes Anmärkning	S R
1	270164-7	-	-	-	-	-		Brake pad kit asbestos-free linings	Bromsklotssats med asbestfria belägg	(272876) GIRLING	1
	270164-7	-	-	-	-	-		Brake pad kit asbestos-free linings	Bromsklotssats med asbestfria belägg	(272868) GIRLING	1
2		1	-	-	-	-	NS	Repair kit	Reparationssats	GIRLING	
3	272641-2	1	-	-	-	-		Mounting kit	Monteringssats	GIRLING	1
4	270736-2	1	-	-	-	-		Brake disc kit	Bromsskivesats	GIRLING	3

A
B
C
D
E

SUB GROUP
VACUUM-HYDRAULIC BRAKES

UNDERGRUPP
VAKUUMHYDRALISKT BROMSSYSTEM

Group
Grupp
52

Page
Sida
793

Fig	Part No. Artikel nr	Quantity /Antal A	B	C	D	E	PS	Description	Benämning	Notes Anmärkning	SR
		-	-	-	-	-		Master cylinder ..... Servo cylinder Vacuum pump	Huvudcylinder ..... Servocylinder Vakuumpump	SEE **52**•795	
		-	-	-	-	-		Brake pipes	Bromsrör	SEE **52**•803	
		-	-	-	-	-		Brake pedal	Bromspedal	SEE **52**•805	
		-	-	-	-	-		Repair kits ..... Master cylinder Warning valve	Reparationssats ..... Huvudcylinder Varningsventil	SEE **52**•809	
		-	-	-	-	-		Repair kits ..... Vacuum pump Servo cylinder	Reparationssats ..... Vakuumpump Servocylinder	SEE **52**•811	

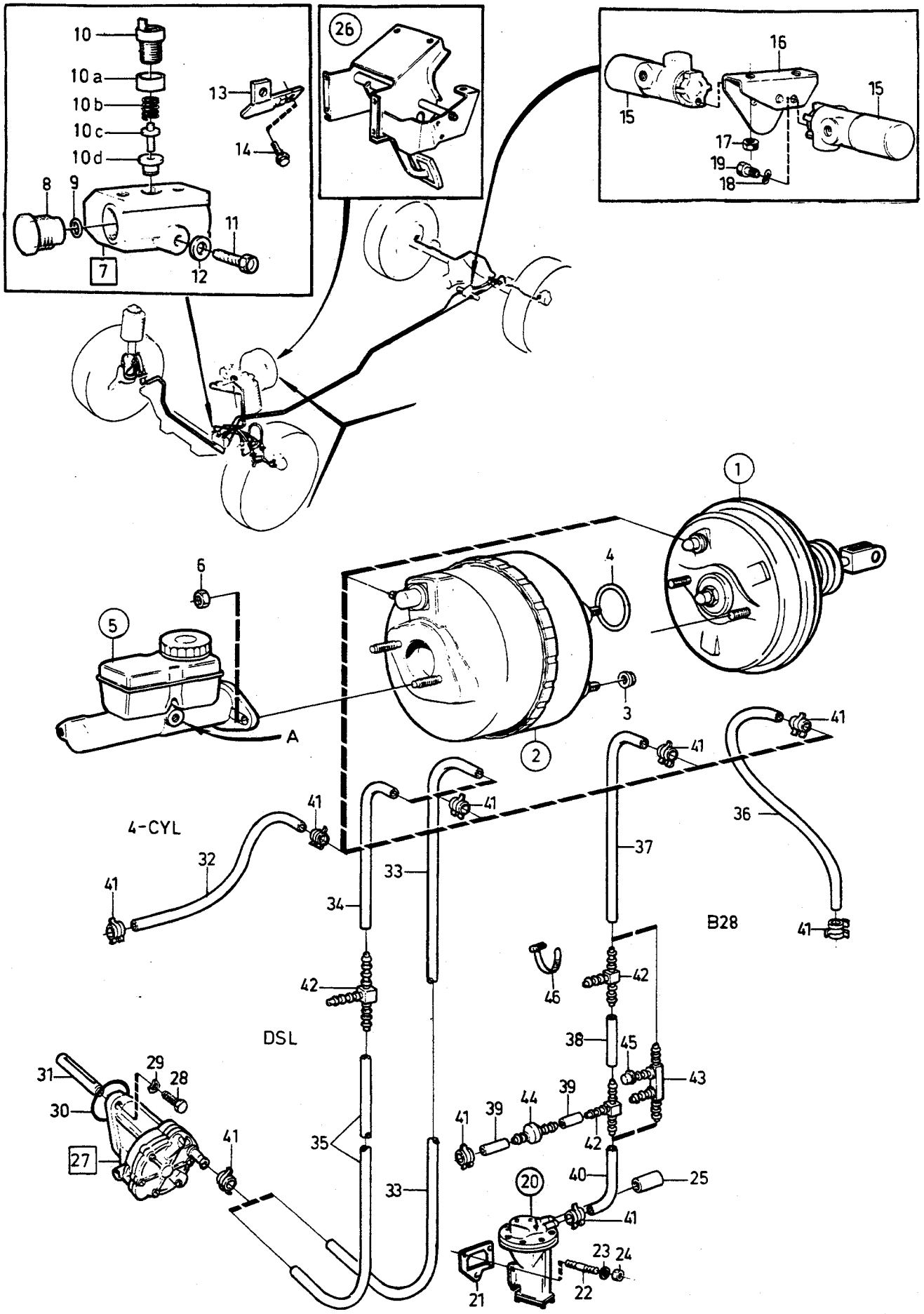

© VOLVO
Genuine Parts

A B C D E

MASTER CYLINDER SERVO CYLINDER VACUUM PUMP — HUVUDCYLINDER SERVOCYLINDER VAKUUMPUMP

Group / Grupp 52

Page / Sida 795

Fig	Part No. / Artikel nr	Quantity / Antal A	B	C	D	E	PS	Description	Benämning	Notes / Anmärkning	SR
1	*(1272159)*	1	-	-	-	-	SP	Servo cylinder	Servocylinder	1) ALTER 1 REPL 1 PCS 3516654-5	3
		-	-	-	-	-		•SEE 52•803	•SEE 52•803		
2	1229336-1	1	-	-	-	-		Servo cylinder	Servocylinder	2) ALTER 2	3
		-	-	-	-	-		•SEE 52•803	•SEE 52•803		
3	948645-7	4	-	-	-	-		Flange lock nut	Flänslåsmutter		2
4	1272078-5	1	-	-	-	-		Sealing ring	Tätningsring		3
5	1330800-2	1	-	-	-	-		Master cylinder (outlet"a" on R.H. side)	Huvudcylinder (uttag"A"på höger sida)	ALTER 1	3
	1330799-6	1	-	-	-	-		Master cylinder (outlet"a" on L.H. side)	Huvudcylinder (uttag"A"på vänster sida)	ALTER 2	3
		-	-	-	-	-		•SEE 52•801	•SEE 52•801		
☆ 6	971089-8	2	-	-	-	-		Lock nut	Låsmutter	(963107)	2
7	1273052-9	1	-	-	-	-		Warning valve	Varningsventil		3
8		2	-	-	-	-	NS	•Plug	•Plugg		
9	1330797-0	2	-	-	-	-		•O-ring	•O-ring		2
10		1	-	-	-	-	KN	•Contact housing	•Kontakthus		
10a		1	-	-	-	-	KN	•Seal	•Tätning		
10b		1	-	-	-	-	KN	•Spring	•Fjäder		
10c		1	-	-	-	-	KN	•Pin	•Stift		
10d		1	-	-	-	-	KN	•Bushing	•Bussning		
11	941110-9	1	-	-	-	-		Screw	Skruv		2
12	960140-2	1	-	-	-	-		Washer	Bricka		2
13	1229684-4	1	-	-	-	-		Bracket	Konsol		4
14	948893-3	1	-	-	-	-		Flange screw	Flänsskruv		2
15	1228738-9	2	-	-	-	-		Reducing valve	Reducerventil	3) 4CYL TURBO,6CYL,DSL	3
	1228738-9	2	-	-	-	-		Reducing valve	Reducerventil	4) 4CYL	3
	1229148-0	2	-	-	-	-		Reducing valve	Reducerventil	3) 4CYL EXC TURBO	3
	1228688-6	2	-	-	-	-		Reducing valve	Reducerventil	4) 6CYL,DSL	3
16	1221757-6	1	-	-	-	-		Bracket	Konsol		4
17	963106-0	2	-	-	-	-		Lock nut	Låsmutter		2
18	941907-8	2	-	-	-	-		Spring washer	Fjäderbricka		2
19	940199-3	2	-	-	-	-		Screw	Skruv		2
20	1228559-9	1	-	-	-	-		Vacuum pump •SEE 52•807	Vakuumpump •SEE 52•807	B28E AUTO.TRANS	4
21	3514107-6	1	-	-	-	-		Gasket	Packning	(269883)	2
22	953045-2	4	-	-	-	-		Stud	Pinnskruv		2
23	941907-8	4	-	-	-	-		Spring washer	Fjäderbricka		2
☆ 24	968862-3	4	-	-	-	-		Flange nut	Flänsmutter	(955782)	8
25	1215591-7	1	-	-	-	-		Connector	Förbindningsstycke		5
26		-	-	-	-	-		Brake pedal with fittings	Bromspedal med monteringsdetaljer	SEE 52•805	
27	1257206-1	1	-	-	-	-		Vacuum booster	Vakuumförstärkare	DSL	4
28	953043-7	2	-	-	-	-		Stud	Pinnskruv	DSL	2
29	941907-8	2	-	-	-	-		Spring washer	Fjäderbricka	DSL	2
30	1328593-7	1	-	-	-	-		Sealing ring	Tätningsring	DSL	3
31	1257207-9	1	-	-	-	-		Push rod	Stötstång	DSL	4
32	1272328-4	X	-	-	-	-		Hose	Slang	LG 310 B230A,L.H.D	2
	1272328-4	X	-	-	-	-		Hose	Slang	LG 375 B200K,B230K,L.H.D	2
	1272328-4	X	-	-	-	-		Hose	Slang	LG 550 B230F,L.H.D	2
	1272328-4	X	-	-	-	-		Hose	Slang	LG 500 B200E,B230E,L.H.D	2

1) 10 inch DBA, characteristic: hot galvanized (grey) / 10" DBA, kännetecken:varmförzinkad (grå)
2) 2x8 inch DBA, characteristic: unpainted / 2x8" DBA, kännetecken:omålad
3) Five-door cars. / Vagnar med 5 dörrar.
4) Four-door cars. / Vagnar med 4 dörrar.

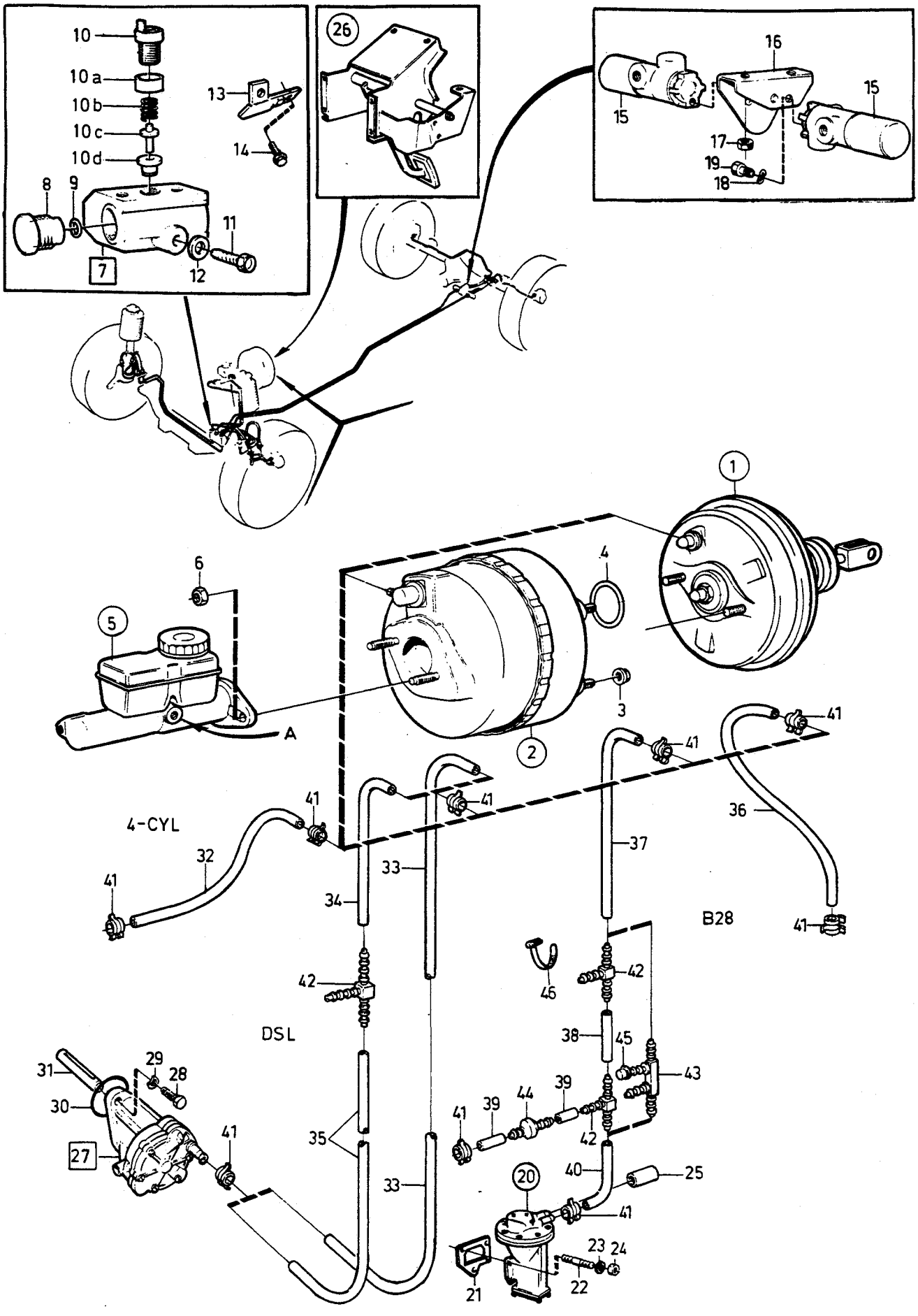

© VOLVO
Genuine Parts

A
B
C
D
E

MASTER CYLINDER SERVO CYLINDER
VACUUM PUMP

HUVUDCYLINDER SERVOCYLINDER
VAKUUMPUMP

Group
Grupp
52

Page
Sida
797

Fig	Part No. Artikel nr	Quantity /Antal A	B	C	D	E	PS	Description	Benämning	Notes Anmärkning	SR
	1272328-4	X	-	-	-	-		Hose	Slang	LG 560 B200K,B230A,R.H.D	2
	1272328-4	X	-	-	-	-		Hose	Slang	LG 780 B230F	2
	1272328-4	X	-	-	-	-		Hose	Slang	LG 530 B200E,B230E,B230F,R.H.D	2
33	1272328-4	X	-	-	-	-		Hose	Slang	LG 640 DSL W/O COMBU	2
34	1272328-4	X	-	-	-	-		Hose	Slang	LG 250 DSL COMBU	2
35	1272328-4	X	-	-	-	-		Hose	Slang	LG 375 DSL COMBU	2
36	1272328-4	X	-	-	-	-		Hose	Slang	LG 375 B28E,MAN.TRANS	2
37	1272328-4	X	-	-	-	-		Hose	Slang	LG 250 B28E,AUTO.TRANS,R.H.D COMBU	2
	1272328-4	X	-	-	-	-		Hose	Slang	LG 530 B28E,AUTO.TRANS,R.H.D W/O COMBU	2
38	1272328-4	X	-	-	-	-		Hose	Slang	LG 250 B28E,AUTO.TRANS,R.H.D COMBU	2
39	1272328-4	X	-	-	-	-		Hose	Slang	LG 60 B28E,AUTO.TRANS	2
40	1272328-4	X	-	-	-	-		Hose	Slang	LG 95 B28E,AUTO.TRANS,L.H.D	2
	1272328-4	X	-	-	-	-		Hose	Slang	LG 140 B28E,AUTO.TRANS,R.H.D	2
41	1272121-3	X	-	-	-	-		Hose clamp	Slangklamma		2
42	1221906-9	X	-	-	-	-		T-pipe	T-rör		2
43	1229191-0	1	-	-	-	-		Four-way union	Fyrvägsförgrening	W/O COMBU	2
44	1228272-9	1	-	-	-	-		Non-return valve	Backventil		3
45	1276516-0	1	-	-	-	-		Rubber cap	Gummihatt	W/O COMBU	3
46	948211-8	X	-	-	-	-		Strip clamp	Bandklamma		2
		-	-	-	-	-					
	272723-8	1	-	-	-	-		Repair kit replacement of valves	Reparationssats byte av ventiler	DSL SEE 52•811	3
	272722-0	1	-	-	-	-		Repair kit replacement of seals	Reparationssats byte av tätningar	DSL SEE 52•811	3
	272702-2	-	-	-	-	-		Contact kit	Kontaktsats	SEE 52•809	1

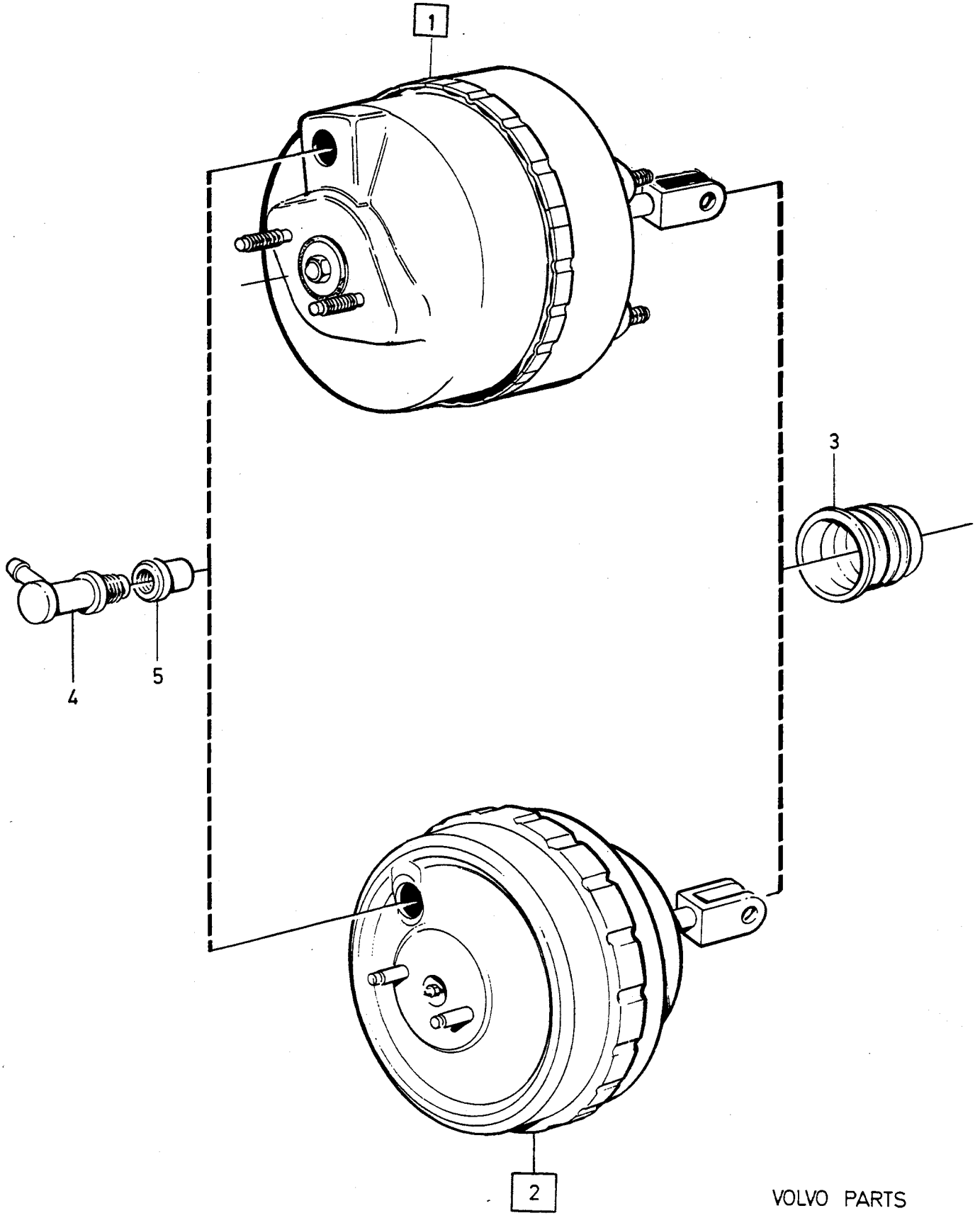

VOLVO PARTS
1 050 31349
(106:3)

A
B
C
D
E

SERVO CYLINDER — SERVOCYLINDER

Group Grupp 52

Page Sida 799

DBA

Fig	Part No. Artikel nr	Quantity /Antal A	B	C	D	E	PS	Description	Benämning	Notes Anmärkning	SR
1	1229336-1	1	-	-	-	-		Servo cylinder	Servocylinder	2X8" DBA	3
2	*(1272159)*	1	-	-	-	-	SP	Servo cylinder	Servocylinder	10" DBA REPL 1 PCS 3516654-5	3
3	1207352-4	1	-	-	-	-		• Gaiter	• Gummikåpa		3
4		1	-	-	-	-	KN	• Valve	• Ventil		
5	1207351-6	1	-	-	-	-	IK	• Seal	• Tätning		2
	270596-0	1	-	-	-	-		Valve kit	Ventilsats	(1207350) SEE **52**•811	2

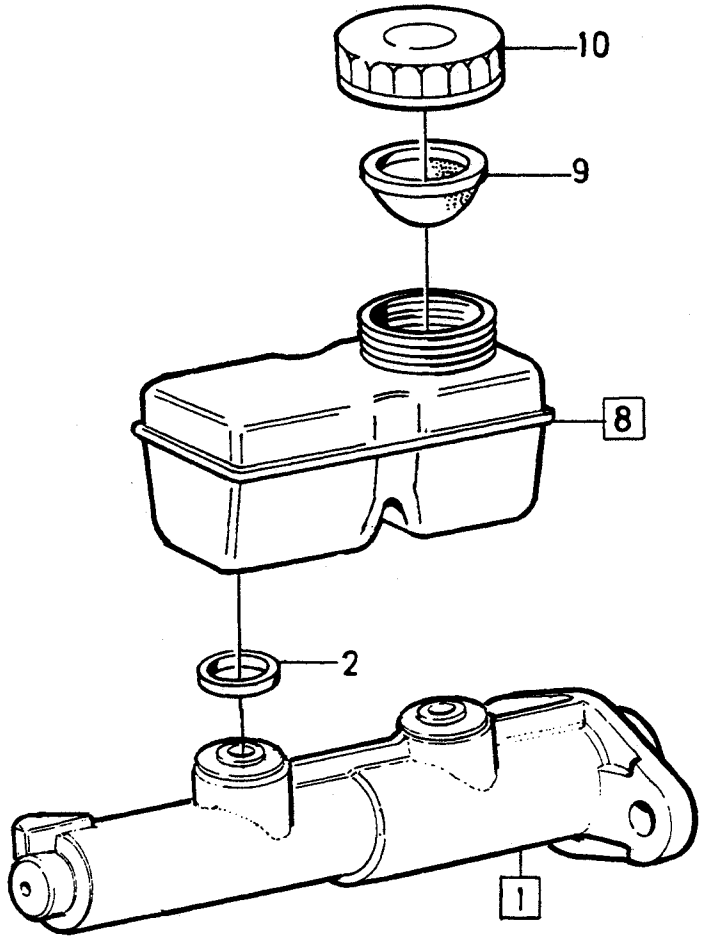

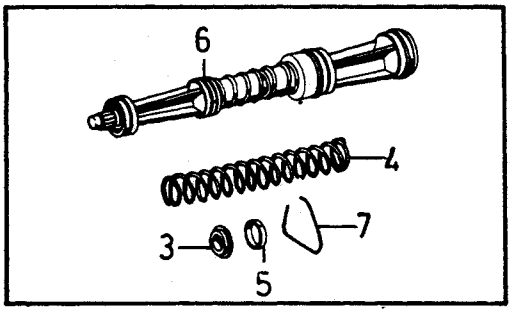

© VOLVO
Genuine Parts

A	1330800	MASTER CYLINDER HUVUDCYLINDER	Group Grupp 52
B	1330799		Page Sida 801
C			
D			
E			

Fig	Part No. Artikel nr	Quantity /Antal A	B	C	D	E	PS	Description	Benämning	Notes Anmärkning	SR
1	1330800-2	1	-	-	-	-		Master cylinder	Huvudcylinder		3
	1330799-6	-	1	-	-	-		Master cylinder	Huvudcylinder		3
2	1221713-9	2	2	-	-	-		• Sleeve	• Muff		3
3		1	1	-	-	-	KN	• Gasket	• Packning		
4		1	1	-	-	-	KN	• Spring	• Fjäder		
5		1	1	-	-	-	KN	• Support ring	• Stödring		
6		1	1	-	-	-	KN	• Piston	• Kolv		
7		1	1	-	-	-	KN	• Lock ring	• Låsring		
8	1206007-5	1	1	-	-	-		Fluid reservoir	Vätskebehållare		3
9	681659-9	1	1	-	-	-		• Strainer	• Sil		3
10	1272107-2	1	1	-	-	-		• Cover	• Lock		3
☆	271131-5	1	1	-	-	-		Repair kit	Reparationssats	(272602) SEE 52 • 809	1

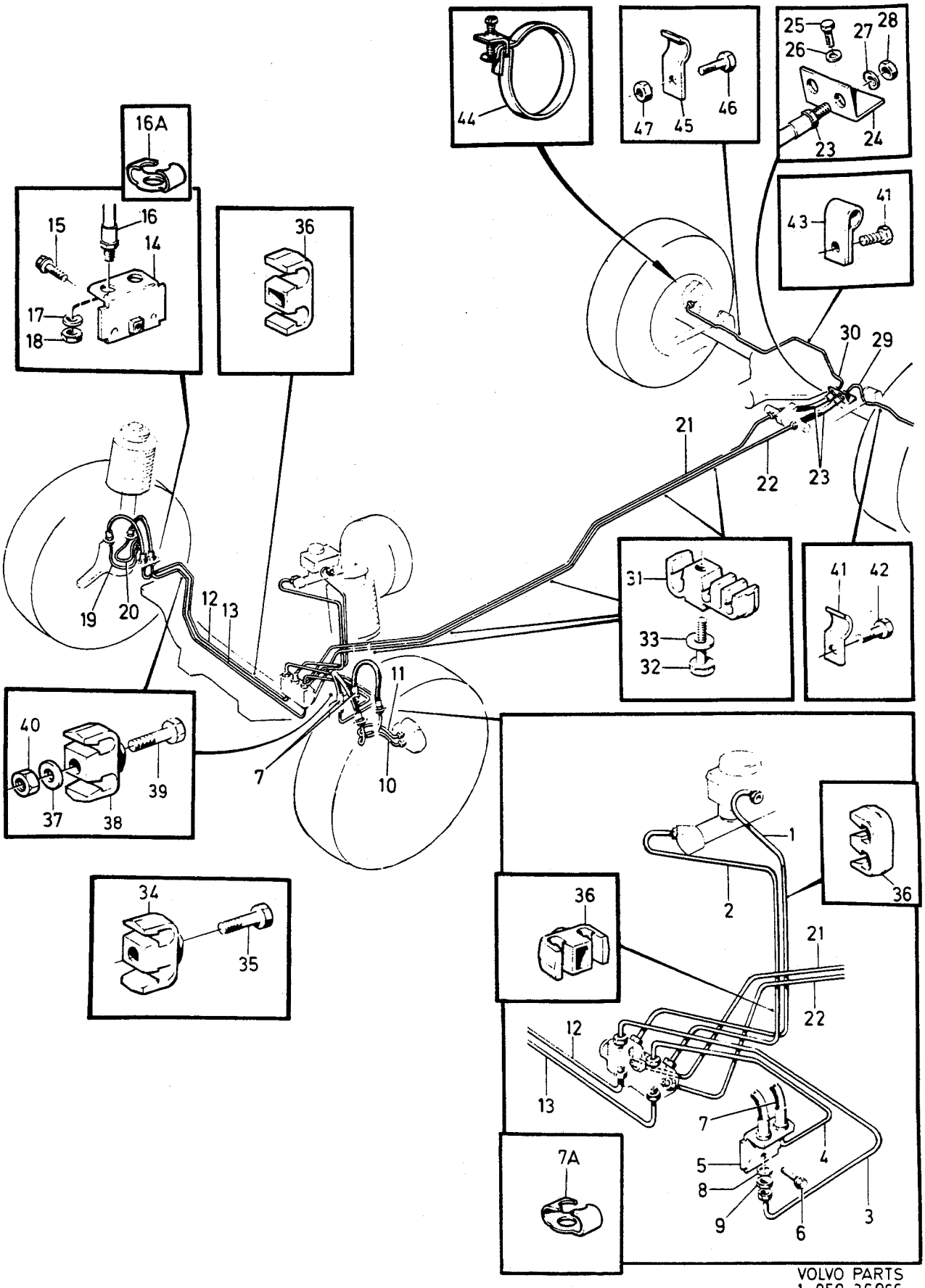

VOLVO PARTS
1 050 36066
(106.3)

A		BRAKE PIPES	BROMSRÖR	Group Grupp 52
B				
C				Page Sida 803
D				
E				

Fig	Part No. Artikel nr	Quantity /Antal					PS	Description	Benämning	Notes Anmärkning	SR
		A	B	C	D	E					
1	1277118-4	1	-	-	-	-		Brake pipe	Bromsrör	L.H.D	2
	1277123-4	1	-	-	-	-		Brake pipe	Bromsrör	R.H.D	2
2	1277117-6	1	-	-	-	-		Brake pipe	Bromsrör	L.H.D	2
	1277123-4	1	-	-	-	-		Brake pipe	Bromsrör	R.H.D	2
3	1277316-4	1	-	-	-	-		Brake pipe	Bromsrör		2
4	1277316-4	1	-	-	-	-		Brake pipe	Bromsrör		2
5	1229655-4	1	-	-	-	-		Bracket	Konsol		3
6	944926-5	1	-	-	-	-		Flange screw	Flänsskruv		2
7	1229347-8	2	-	-	-	-		Brake hose	Bromsslang		2
7a	1229350-2	2	-	-	-	-		Hose retainer	Slanghållare		2
8	942336-9	4	-	-	-	-		Spring washer	Fjäderbricka		2
9	946911-5	4	-	-	-	-		Nut	Mutter		2
10	1229857-6	1	-	-	-	-		Brake pipe	Bromsrör		2
11	1229858-4	1	-	-	-	-		Brake pipe	Bromsrör		2
☆ 12	3530029-2	1	-	-	-	-		Brake pipe	Bromsrör	(1277121)	2
☆ 13	3530029-2	1	-	-	-	-		Brake pipe	Bromsrör	(1277121)	2
14	1229655-4	1	-	-	-	-		Bracket	Konsol		3
15	944926-5	1	-	-	-	-		Flange screw	Flänsskruv		2
16	1229347-8	2	-	-	-	-		Brake hose	Bromsslang		2
16a	1229350-2	2	-	-	-	-		Hose retainer	Slanghållare		2
17	942336-9	4	-	-	-	-		Spring washer	Fjäderbricka		2
18	946911-5	4	-	-	-	-		Nut	Mutter		2
19	1229859-2	1	-	-	-	-		Brake pipe	Bromsrör		2
20	1229860-0	1	-	-	-	-		Brake pipe	Bromsrör		2
21	1277124-2	1	-	-	-	-		Brake pipe	Bromsrör		2
22	1277124-2	1	-	-	-	-		Brake pipe	Bromsrör		2
23	1229100-1	2	-	-	-	-		Brake hose	Bromsslang		2
24		1	-	-	-	-	NS	Bracket	Konsol		
25	955269-6	1	-	-	-	-		Screw	Skruv		2
26	941906-0	1	-	-	-	-		Spring washer	Fjäderbricka		2
27	942336-9	2	-	-	-	-		Spring washer	Fjäderbricka		2
28	946911-5	2	-	-	-	-		Nut	Mutter		2
29	1277112-7	1	-	-	-	-		Brake pipe	Bromsrör		2
30	1277114-3	1	-	-	-	-		Brake pipe	Bromsrör		2
31	1221989-5	X	-	-	-	-		Clamp	Klamma		2
32	960863-9	X	-	-	-	-		Screw	Skruv		2
33	940090-4	X	-	-	-	-		Washer	Bricka		2
34	947685-4	2	-	-	-	-		Clamp	Klamma		2
35	960863-9	2	-	-	-	-		Screw	Skruv	LG 22 mm	2
	948316-5	2	-	-	-	-		Screw	Skruv	LG 38 mm	2
36	947686-2	3	-	-	-	-		Clamp	Klamma	L.H.D	2
37	940090-4	2	-	-	-	-		Washer	Bricka		2
38	947685-4	2	-	-	-	-		Clamp	Klamma		2
39	955247-2	2	-	-	-	-		Screw	Skruv		2
40	955780-2	2	-	-	-	-		Nut	Mutter		2
41	1228924-5	1	-	-	-	-		Clamp	Klamma		2
42	960863-9	1	-	-	-	-		Screw	Skruv		2
43	947191-3	1	-	-	-	-		Clamp	Klamma		2
	946440-5	1	-	-	-	-		Flange screw	Flänsskruv	M8X16	2
44	121585-4	2	-	-	-	-		Strip clamp	Bandklamma		2
45	1228924-5	1	-	-	-	-		Clamp	Klamma		2
46	956080-6	1	-	-	-	-		Screw	Skruv		2
47	955780-2	1	-	-	-	-		Nut	Mutter		2

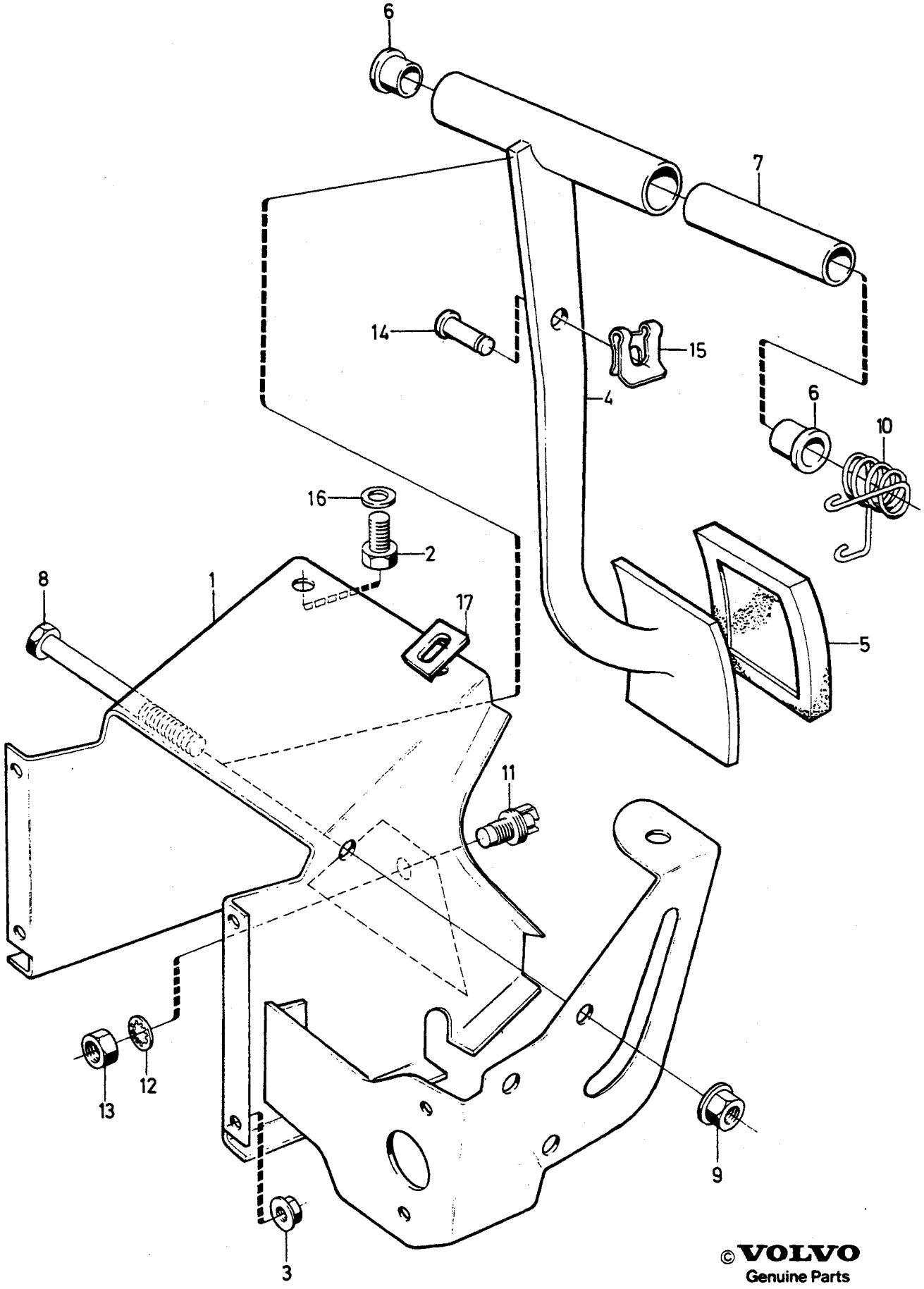

©VOLVO
Genuine Parts
PV 520 42106
(106:5)

A	4CYL,DSL L.H.D
B	4CYL,DSL R.H.D
C	6CYL L.H.D
D	6CYL R.H.D
E	

BRAKE PEDAL
WITH FITTINGS

BROMSPEDAL
MED MONTERINGSDETALJER

Group / Grupp: 52

Page / Sida: 805

Fig	Part No. / Artikel nr	Quantity / Antal A	B	C	D	E	PS	Description	Benämning	Notes / Anmärkning	SR
1	1272675-8	1	-	-	-	-		Pedal housing	Pedalkåpa		5
	1205711-3	-	1	-	-	-		Pedal housing	Pedalkåpa		5
	1272675-8	-	-	1	-	-		Pedal housing	Pedalkåpa		5
	1272891-1	-	-	-	1	-		Pedal housing	Pedalkåpa	MAN.TRANS	5
	1205711-3	-	-	-	1	-		Pedal housing	Pedalkåpa	AUTO.TRANS	5
2	944926-5	2	2	2	2	-		Flange screw	Flänsskruv		2
3	948645-7	4	4	4	4	-		Flange lock nut	Flänslåsmutter		2
4	1205736-0	1	-	1	-	-		Brake pedal	Bromspedal	MAN.TRANS	5
	1205740-2	-	1	-	1	-		Brake pedal	Bromspedal	MAN.TRANS	5
	1229326-2	1	-	1	-	-		Brake pedal	Bromspedal	AUTO.TRANS	5
	1229319-7	-	1	-	1	-		Brake pedal	Bromspedal	AUTO.TRANS	5
5	1272021-5	1	1	1	1	-		Pedal pad	Pedalskoning	MAN.TRANS	3
	1272066-0	1	1	1	1	-		Pedal pad	Pedalskoning	AUTO.TRANS	3
6	675555-7	2	2	2	2	-		Bushing	Bussning		4
7	1206770-8	1	1	1	1	-		Shaft	Axel		4
8	970963-5	1	1	1	1	-		Screw	Skruv	(955333)	2
9	971083-1	1	1	1	1	-		Lock nut	Låsmutter	(945654)	2
10	1205735-2	1	1	1	1	-		Return spring	Returfjäder		3
11	679364-0	1	1	1	1	-		Brake light switch	Bromsljuskontakt		1
12	940143-1	1	1	1	1	-		Lock washer	Låsbricka		2
13	942914-3	1	1	1	1	-		Nut	Mutter		2
14	948461-9	1	1	1	1	-		Bolt	Bult		2
15	942915-0	1	1	1	1	-		Safety brace	Säkringsbygel		2
16	941744-5	-	1	-	1	-		Washer	Bricka	MAN.TRANS	2
17	1359509-5	2	2	2	2	-		Seal	Tätning		4

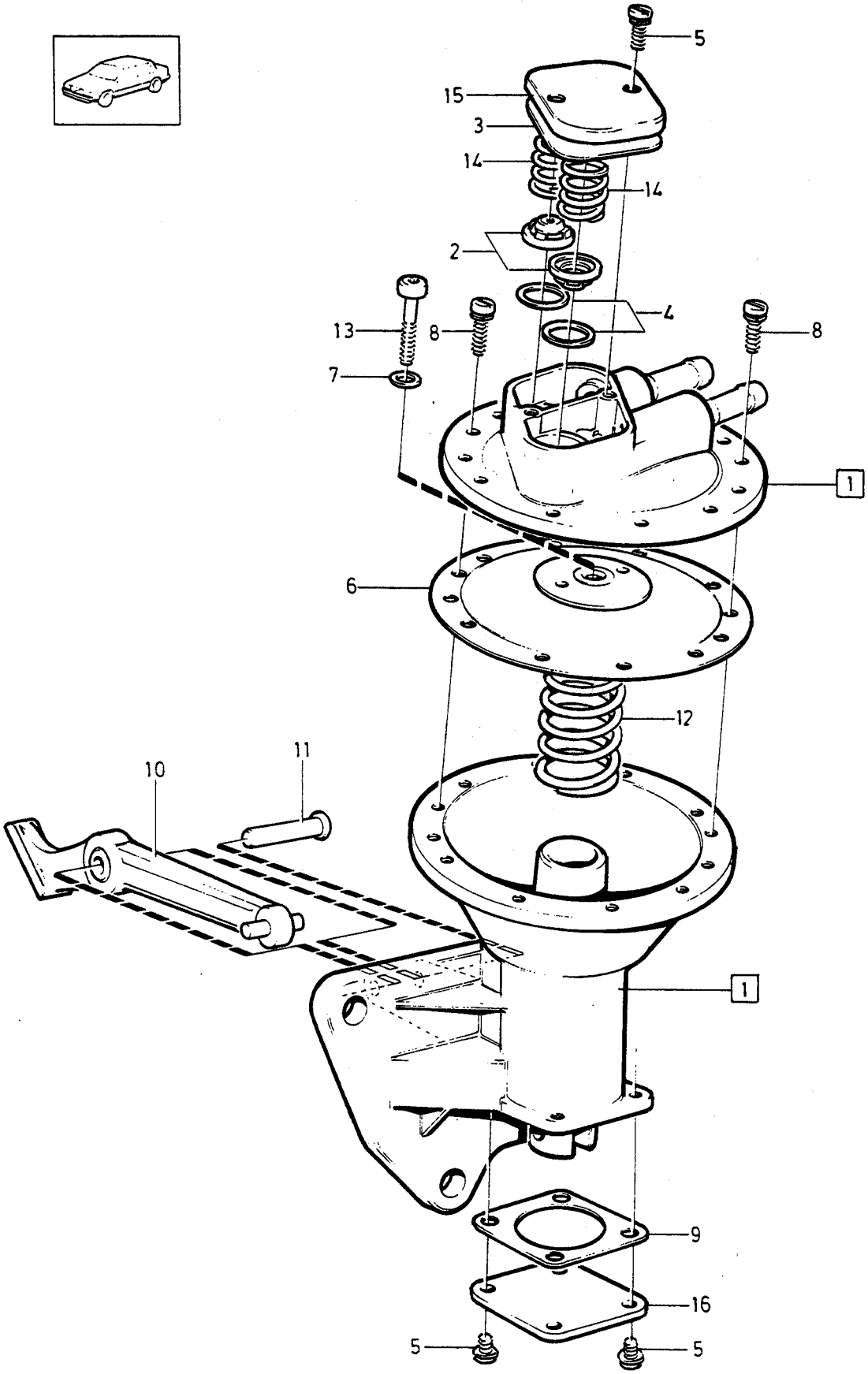
5
15
3
14
14
2
4
13
8
8
7
1
6
12
10
11
1
9
16
5
5

A		VACUUM PUMP VAKUUMPUMP	Group Grupp 52
B			
C			Page Sida 807
D			
E			

Fig	Part No. Artikel nr	Quantity /Antal A	B	C	D	E	P S	Description	Benämning	Notes Anmärkning	S R
1	1228559-9	1	-	-	-	-		Vacuum pump	Vakuumpump		4
2		2	-	-	-	-	KN	• Valve	• Ventil		
3		1	-	-	-	-	KN	• Gasket	• Packning		
4		2	-	-	-	-	KN	• Gasket	• Packning		
5	956076-4	6	-	-	-	-	IK	• Screw	• Skruv		2
6		1	-	-	-	-	KN	• Diaphragm	• Membran		
7		1	-	-	-	-	KN	• O-ring	• O-ring		
8		8	-	-	-	-		• Screw	• Skruv		
9	1207504-0	1	-	-	-	-	IK	• Gasket	• Packning		3
10		1	-	-	-	-	KN	• Lever	• Hävarm		
11		1	-	-	-	-	KN	• Shaft	• Axel		
12	1277283-6	1	-	-	-	-		• Spring	• Fjäder		3
13		1	-	-	-	-	KN	• Screw	• Skruv		
14		2	-	-	-	-	NS	• Spring	• Fjäder		
15		1	-	-	-	-	NS	• Cap	• Lock		
16		1	-	-	-	-	NS	• Cap	• Lock		
	272586-9	1	-	-	-	-		Valve kit	Ventilsats	SEE 52 • 811	3
	272587-7	1	-	-	-	-		Diaphragm kit	Membransats	SEE 52 • 811	3
	272647-9	1	-	-	-	-		Lever kit	Hävarmsats	SEE 52 • 811	3

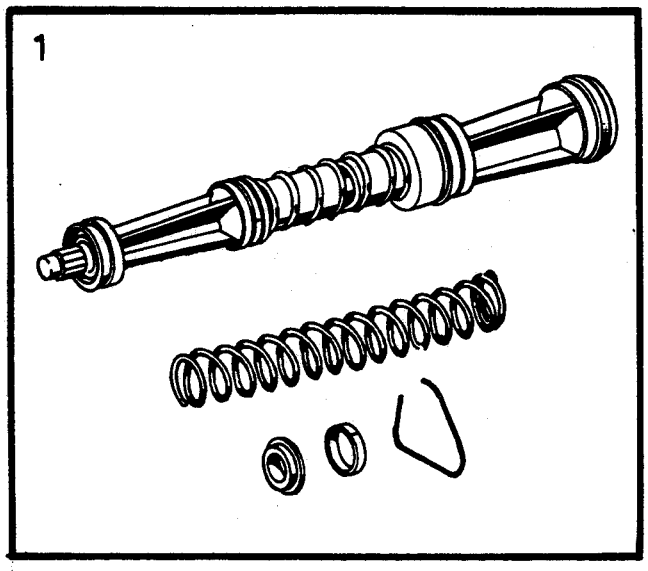

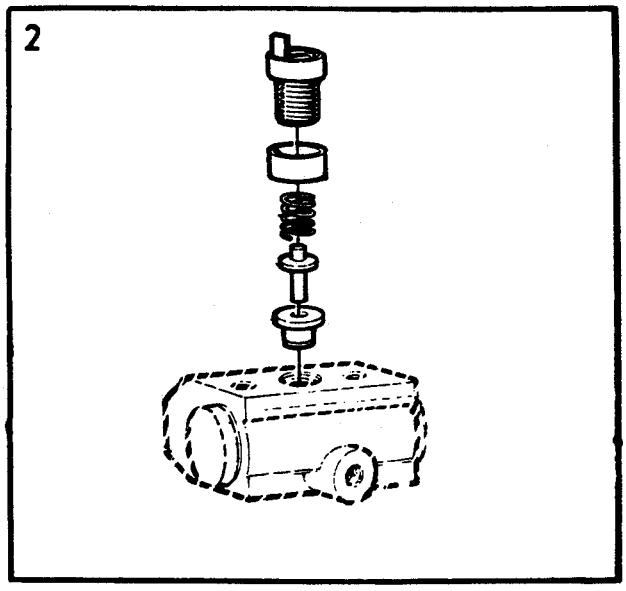

©VOLVO
Genuine Parts

A
B
C
D
E

REPAIR KITS
MASTER CYLINDER
WARNING VALVE

REPARATIONSSATS
HUVUDCYLINDER
VARNINGSVENTIL

Group
Grupp
52

Page
Sida
809

Fig	Part No. Artikel nr	Quantity /Antal					P S	Description	Benämning	Notes Anmärkning	S R
		A	B	C	D	E					
☆ 1	271131-5	1	-	-	-	-		Repair kit	Reparationssats	(272602)	1
2	272702-2	1	-	-	-	-		Contact kit	Kontaktsats		1

1



2

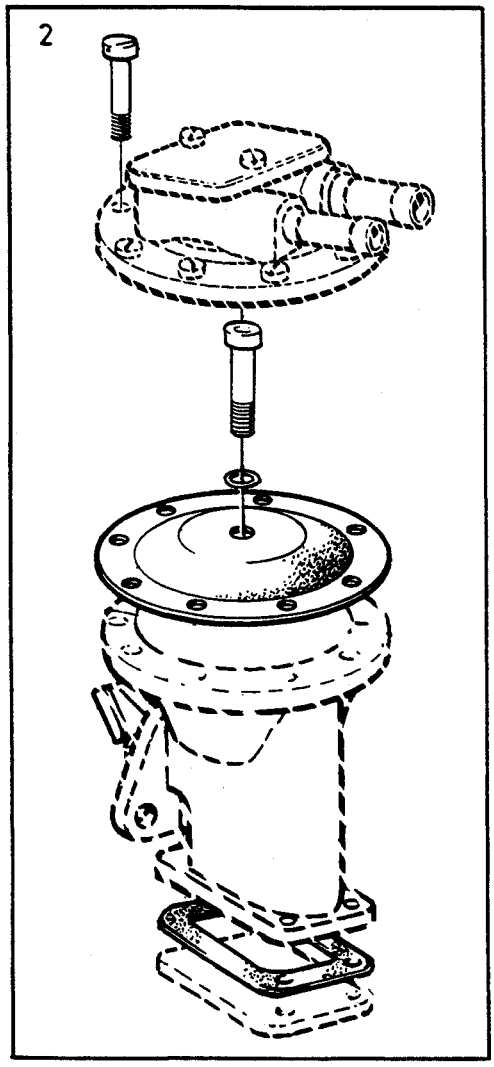

3

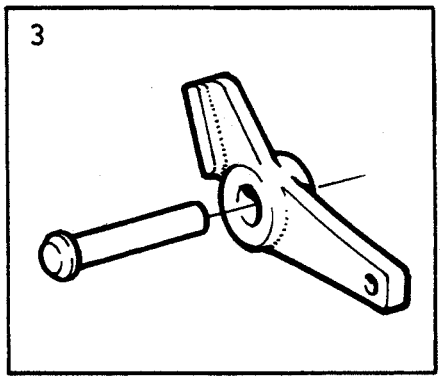

4

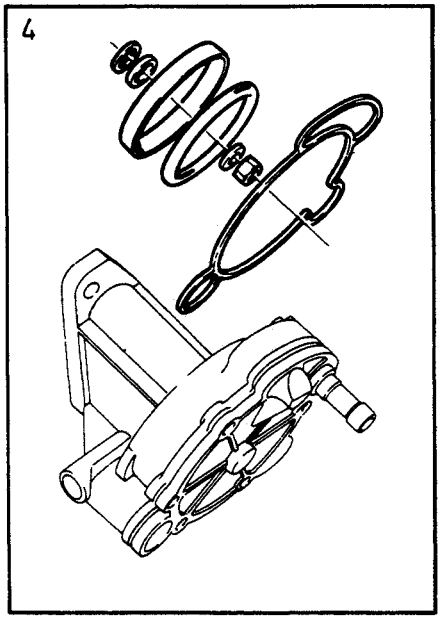

5

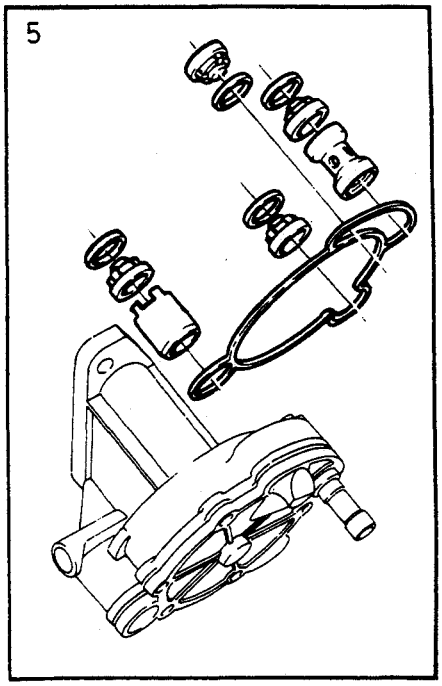

6

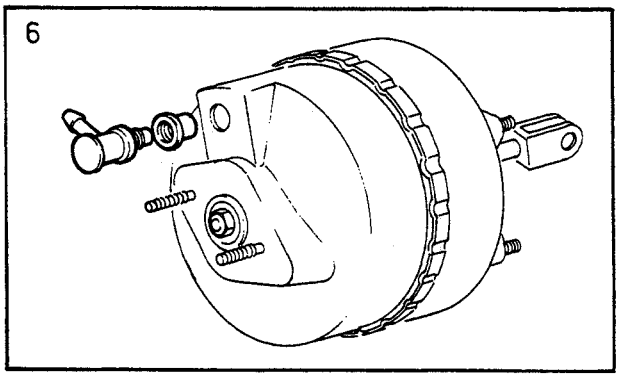

VOLVO
Genuine Parts
PV520 43869

A
B
C
D
E

REPAIR KITS
VACUUM PUMP
SERVO CYLINDER

REPARATIONSSATS
VAKUUMPUMP
SERVOCYLINDER

Group / Grupp 52

Page / Sida 811

Fig	Part No. / Artikel nr	Quantity /Antal A	B	C	D	E	PS	Description	Benämning	Notes / Anmärkning	SR
1	272586-9	1	-	-	-	-		Valve kit	Ventilsats	B28	3
2	272587-7	1	-	-	-	-		Diaphragm kit	Membransats	B28	3
3	272647-9	1	-	-	-	-		Lever kit	Hävarmsats	B28	3
4	272722-0	1	-	-	-	-		Repair kit replacement of seals	Reparationssats byte av tätningselement	D24	3
5	272723-8	1	-	-	-	-		Repair kit replacement of valves	Reparationssats byte av ventiler	D24	3
6	270596-0	1	-	-	-	-		Valve kit	Ventilsats		2

A B C D E		SUB GROUP PARKING BRAKE	UNDERGRUPP PARKERINGSBROMS	Group Grupp 55 Page Sida 813

Fig	Part No. Artikel nr	Quantity /Antal					P S	Description	Benämning	Notes Anmärkning	S R
		A	B	C	D	E					
		-	-	-	-	-		Parking brake	Handbroms	SEE 55 • 815	

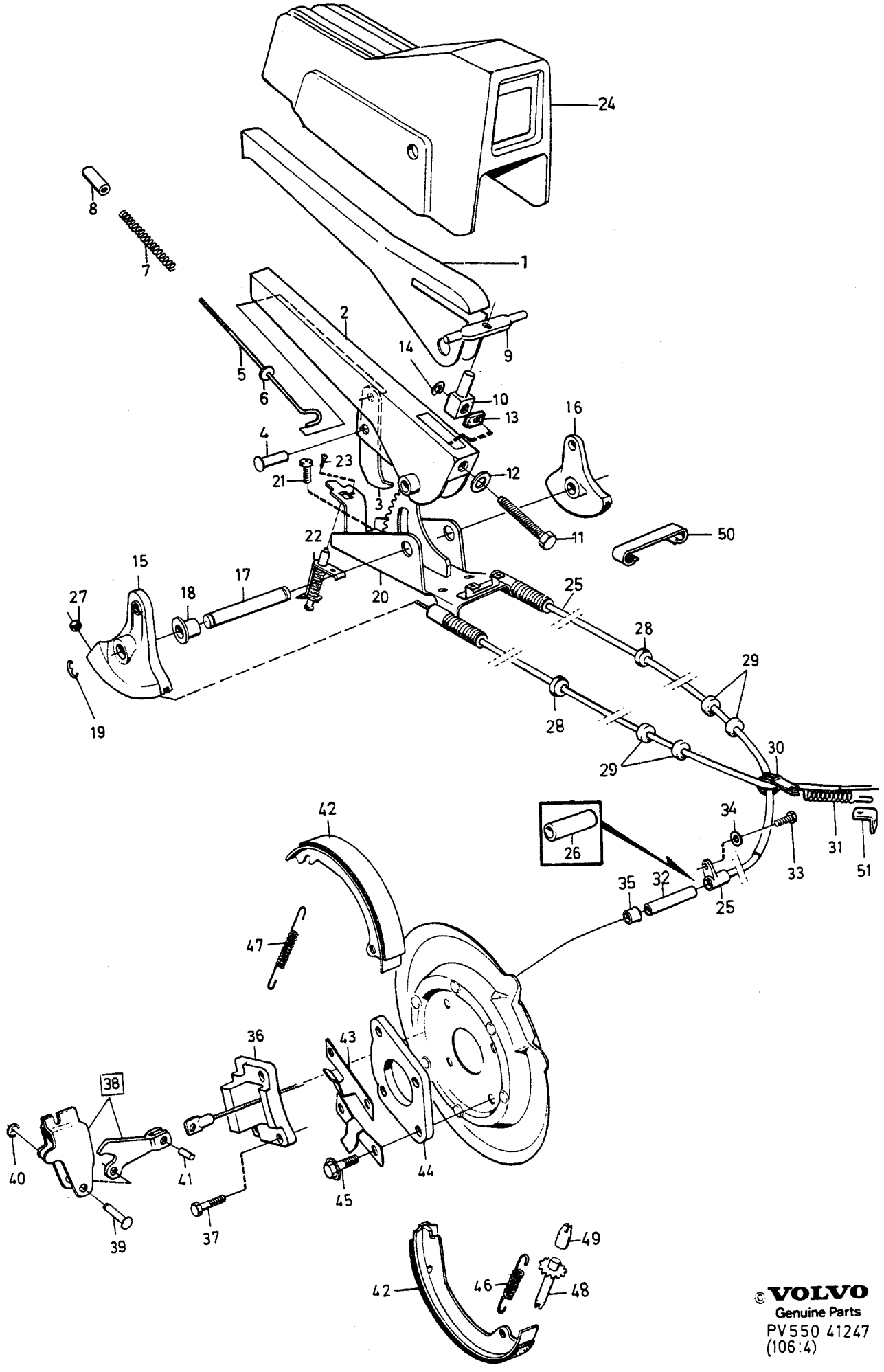

© VOLVO
Genuine Parts

A
B
C
D
E

PARKING BRAKE — HANDBROMS

Group / Grupp 55

Page / Sida 815

Fig	Part No. Artikel nr	Quantity /Antal A	B	C	D	E	PS	Description	Benämning	Notes Anmärkning	SR
1	1206771-6	1	-	-	-	-		Handle, black	Handtag, svart		4
	1272534-7	1	-	-	-	-		Handle, brown	Handtag, brun		4
	1272531-3	1	-	-	-	-		Handle, blue	Handtag, blå		4
	1272532-1	1	-	-	-	-		Handle, beige	Handtag, beige		4
	1272533-9	1	-	-	-	-		Handle, grey	Handtag, grå		4
2	1205936-6	1	-	-	-	-		Lever	Spak		4
3	1272631-1	1	-	-	-	-		Pawl	Spärrhake		4
4	947693-8	1	-	-	-	-		Semi-tubular rivet	Hålnit		2
5	1205940-8	1	-	-	-	-		Push rod	Tryckstång		3
6	191156-9	1	-	-	-	-		Washer	Bricka		2
7	1359502-0	1	-	-	-	-		Spring	Fjäder		3
8	654980-2	1	-	-	-	-		Button	Knapp		4
9	1205941-6	1	-	-	-	-		Yoke	Ok		3
10	1228984-9	1	-	-	-	-		Bolt	Bult		3
11	1205943-2	1	-	-	-	-		Adjusting screw	Ställskruv		3
12	960148-5	1	-	-	-	-		Washer	Bricka		2
13	1228972-4	1	-	-	-	-		Friction washer	Friktionsbricka		3
14	951668-3	1	-	-	-	-		E-circlip	Spårryttare		2
15	1205949-9	1	-	-	-	-		Quadrant, l.h.	Kvadrant, v		4
16	1205985-3	1	-	-	-	-		Quadrant, r.h.	Kvadrant, h		4
17	1205947-3	1	-	-	-	-		Shaft	Axel		4
18	1205948-1	2	-	-	-	-		Bushing	Bussning		3
19	940217-3	2	-	-	-	-		Retaining ring	Spårring		2
20	1205944-0	1	-	-	-	-		Bracket	Konsol		4
21	948096-3	4	-	-	-	-		Screw	Skruv		2
22		1	-	-	-	-		Switch	Strömställare	SEE **36**•471	
23	955115-1	1	-	-	-	-		Screw	Skruv		2
24		-	-	-	-	-		Parking brake casing	Handbromskåpa	SEE **88**•1217	
25	1205743-6	2	-	-	-	-		Handbrake cable	Handbromswire		1
26	1272441-5	2	-	-	-	-		Hose for parking brake wire	Slang för handbromswire		3
27	963105-2	2	-	-	-	-		Lock nut	Låsmutter		2
28	941269-3	2	-	-	-	-		Rubber bushing	Gummibussning		2
29	1228608-4	4	-	-	-	-		Rubber ring	Gummiring		3
30	952637-7	1	-	-	-	-		Clamp	Klamma	(943717)	2
31	1228949-2	1	-	-	-	-		Spring	Fjäder		3
32	1272440-7	2	-	-	-	-		Sleeve	Hylsa		3
33	1272470-4	2	-	-	-	-		Screw	Skruv		2
34	955894-1	2	-	-	-	-		Washer	Bricka		2
35	1205904-4	2	-	-	-	-		Sealing ring	Tätningsring		3
36	1205953-1	2	-	-	-	-		Anchor	Ankare		4
37	949463-4	4	-	-	-	-		Lock screw	Låsskruv		2
38	1205849-1	2	-	-	-	-		Expander	Expander		3
39	1221869-9	1	-	-	-	-		•Bolt	•Bult		3
40	940213-2	1	-	-	-	-		•E-circlip	•Spårryttare		2
41	1206339-2	2	-	-	-	-		Shaft	Axel		4
42	1330310-2	4	-	-	-	-		Brake shoe asbestos-free linings	Bromsback med asbestfria belägg		3
43	1205887-1	4	-	-	-	-		Retaining spring	Fixeringsfjäder		3
44		2	-	-	-	-		Pressure plate	Tryckplåt	SEE **46**•759	
45		8	-	-	-	-		Screw	Skruv	SEE **46**•765	
46	1212200-8	2	-	-	-	-		Return spring upper	Returfjäder övre		3
47	1273836-5	2	-	-	-	-		Return spring lower	Returfjäder nedre		3
48	677525-8	2	-	-	-	-		Adjusting device	Justeranordning	1)	3
49	677528-2	2	-	-	-	-		Sleeve	Hylsa	1)	3
50	1228842-9	1	-	-	-	-		Retaining clip	Hållare		3
51	1221660-2	1	-	-	-	-		Anchorage	Fäste		3

1) Spare part version. / Reservdelsutförande.

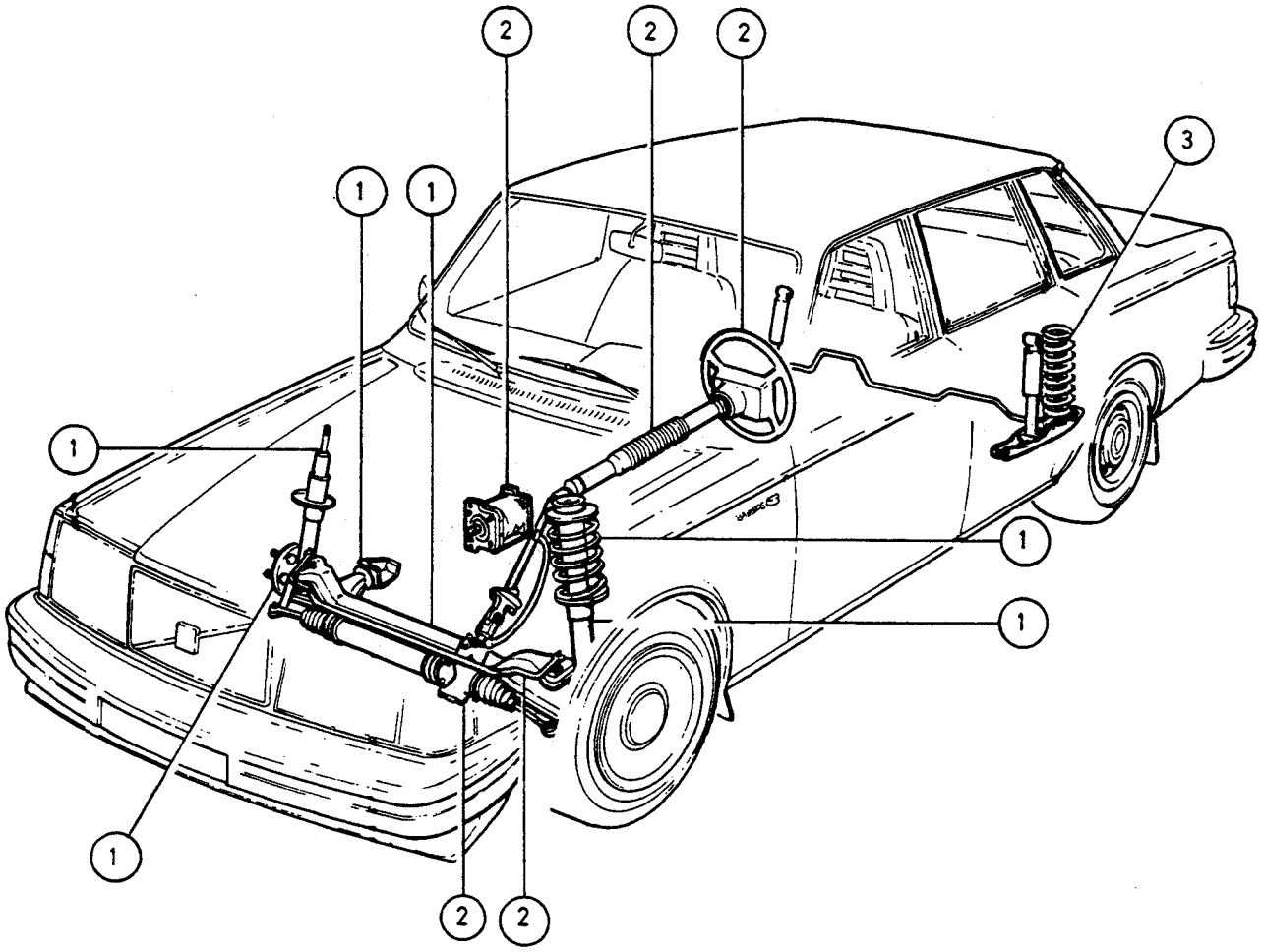

©VOLVO
Genuine Parts
PV600 41139
(107:1)

GROUP INDEX
WHEEL SUSPENSION AND STEERING

GRUPP INDEX
HJULUPPHÄNGNING, STYRNING

Group / Grupp 60

Page / Sida 819

Fig	Description	Benämning	Notes / Anmärkning
	SUB GROUP 61	**UNDERGRUPP 61**	
1	Front suspension	Framhjulsupphängning	SEE **61**•821
	SUB GROUP 64	**UNDERGRUPP 64**	
2	Steering	Styrning	SEE **64**•831
	SUB GROUP 65	**UNDERGRUPP 65**	
3	Rear suspension	Bakhjulsupphängning	SEE **65**•875

A
B
C
D
E

SUB GROUP
FRONT SUSPENSION

UNDERGRUPP
FRAMHJULSUPPHÄNGNING

Group
Grupp
61

Page
Sida
821

Fig	Part No. Artikel nr	Quantity /Antal A	B	C	D	E	P S	Description	Benämning	Notes Anmärkning	S R
		-	-	-	-	-		Front axle Spring support	Framaxel Fjäderben	SEE **61**-823	
		-	-	-	-	-		Repair kits Ball joint Spring seat	Reparationssats Kulled Fjädersäte	SEE **61**-827	
		-	-	-	-	-		Repair kits Front wheel bearing	Reparationssats Framhjulslager	SEE **61**-829	

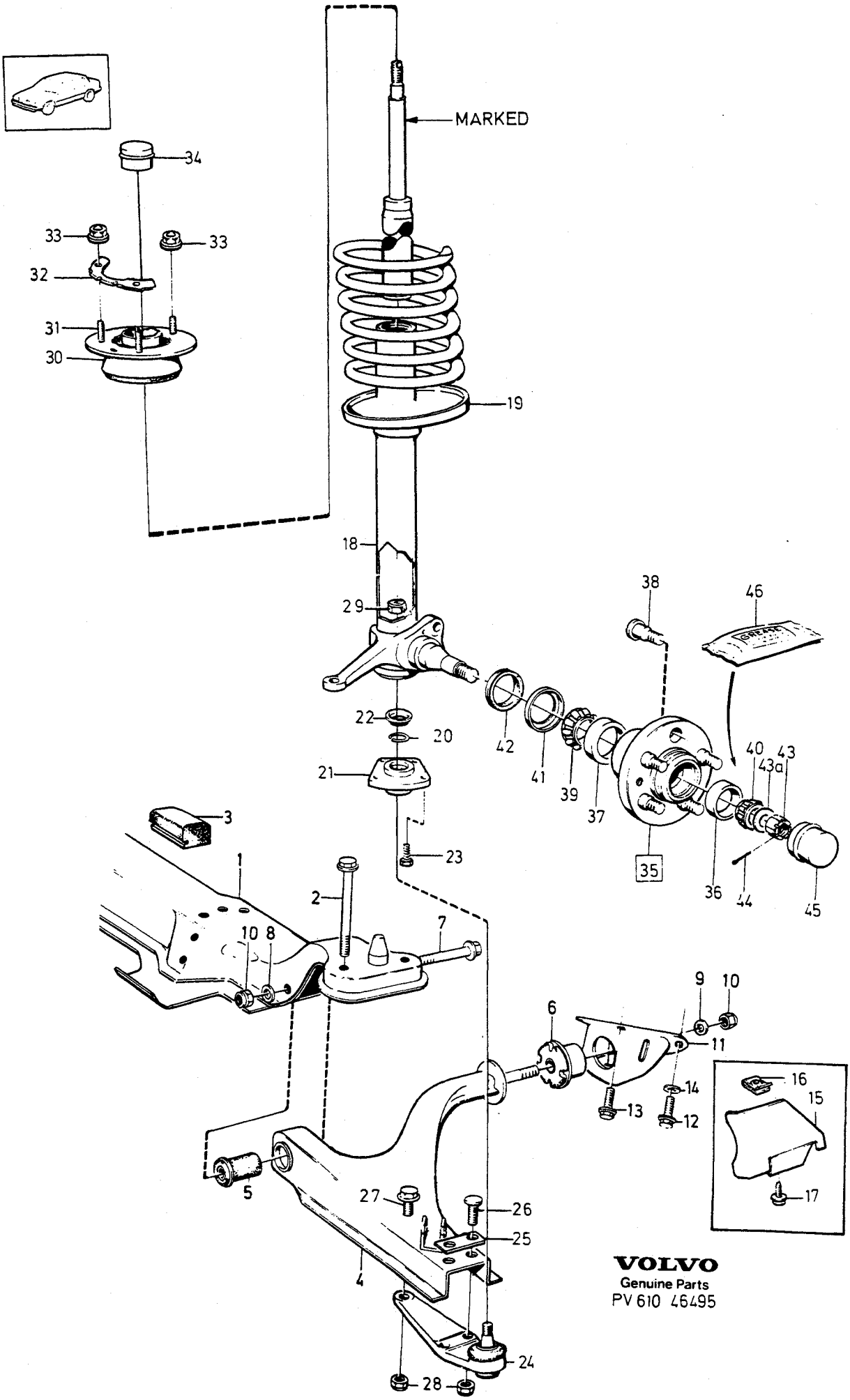

VOLVO
Genuine Parts
PV 610 46495

A
B
C
D
E

FRONT AXLE SPRING SUPPORT — FRAMAXEL FJÄDERBEN

Group / Grupp 61

Page / Sida 823

Fig	Part No. Artikel nr	Quantity /Antal A	B	C	D	E	PS	Description	Benämning	Notes Anmärkning	SR
1	1205674-3	1	-	-	-	-		Front member	Framvalk		4
2	946474-4	4	-	-	-	-		Flange screw	Flänsskruv		2
3	1206478-8	1	-	-	-	-		Rubber cushion	Gummikudde	4 CYL	3
4	1205680-0	1	-	-	-	-		Control arm, l.h.	Länkarm, v		2
	1229923-6	1	-	-	-	-		Control arm, l.h. reinforced	Länkarm, v förstärkt		2
	1205686-7	1	-	-	-	-		Control arm, r.h.	Länkarm, h		2
	1229925-1	1	-	-	-	-		Control arm, r.h. reinforced	Länkarm, h förstärkt		2
5	1205825-1	2	-	-	-	-		Bushing, front	Bussning, främre		2
6	1359812-3	1	-	-	-	-		Bushing, l.h. rear	Bussning, v bakre		2
	1273778-9	1	-	-	-	-		Bushing, r.h. rear	Bussning, h bakre		2
7	946473-6	2	-	-	-	-		Flange screw	Flänsskruv		2
8	955897-4	2	-	-	-	-		Washer	Bricka		2
9	960144-4	2	-	-	-	-		Washer	Bricka		2
10	946034-6	4	-	-	-	-		Lock nut	Låsmutter		4
11	1205819-4	1	-	-	-	-		Bracket, l.h.	Konsol, v	STD.	4
	1205822-8	1	-	-	-	-		Bracket, r.h.	Konsol, h	STD.	4
	1272494-4	1	-	-	-	-		Bracket, r.h. reinforced	Konsol, h förstärkt		4
	1272493-6	1	-	-	-	-		Bracket, l.h. reinforced	Konsol, v förstärkt		4
12	946441-3	4	-	-	-	-		Flange screw	Flänsskruv	M10X20	2
13	946441-3	2	-	-	-	-		Flange screw	Flänsskruv	M10X20	2
14	960148-5	2	-	-	-	-		Washer	Bricka		2
15	1273398-6	1	-	-	-	-		Heat shield	Värmesköld		4
16	1255989-4	1	-	-	-	-		Spring nut	Fjädermutter		2
17	946485-0	1	-	-	-	-		Screw	Skruv		2
18	1330738-4	1	-	-	-	-		Spring strut, l.h.	Fjäderben, v	(1273439)	3
	1330739-2	1	-	-	-	-		Spring strut, r.h.	Fjäderben, h	(1273440)	3
19		1	-	-	-	-	KN	• Spring seat	• Fjädersäte		
20	949147-3	2	-	-	-	-		• Retaining ring	• Spårring		2
21	1229425-2	2	-	-	-	-		Anchorage	Fäste		3
22	1229423-7	2	-	-	-	-		Seat	Säte		3
23	948336-3	4	-	-	-	-	IK	Screw	Skruv		2
24		1	-	-	-	-	KN	Ball joint, l.h.	Kulled, v	P.S	
		1	-	-	-	-	KN	Ball joint, r.h.	Kulled, h	P.S	
		2	-	-	-	-	KN	Ball joint	Kulled	W/O P.S	
25	1221549-7	2	-	-	-	-		Screw plate	Skruvplatta		4
26		4	-	-	-	-	NS	• Screw	• Skruv		
27	963265-4	2	-	-	-	-		Screw	Skruv		2
28	946810-9	3	-	-	-	-	IK	Lock nut	Låsmutter		2
☆ 29	971099-7	1	-	-	-	-	IK	Flange lock nut	Flänslåsmutter	(949280)	2
30	1272455-5	2	-	-	-	-		Shock absorber anchorage	Stötdämparfäste		2
31		3	-	-	-	-		• Screw	• Skruv		
32	1228577-1	2	-	-	-	-		Cover plate	Täckplåt		3
33	948645-7	6	-	-	-	-		Flange lock nut	Flänslåsmutter	(946036)	2
34	1205982-0	2	-	-	-	-		Protecting cap	Skyddskapsel		2
35	1229073-0	2	-	-	-	-		Front wheel hub	Framhjulsnav		3
36	184070-1	2	-	-	-	-	IK	• Cup	• Ytterring	MARKED SKF. ALTER 1	2
	1387691-7	2	-	-	-	-		• Cup	• Ytterring	MARKED KOYO. ALTER 2	2
37	183577-6	2	-	-	-	-	IK	• Cup	• Ytterring		2
38	1229808-9	10	-	-	-	-		• Wheel stud front	• Hjulbult främre		2
		-	-	-	-	-		Wheel stud rear	Hjulbult bakre	SEE 46•765	
39	183576-8	2	-	-	-	-	IK	Cone	Innerring		2
40	184071-9	2	-	-	-	-	IK	Cone	Innerring	MARKED SKF. ALTER 1	2
	1387690-9	2	-	-	-	-		Cone	Innerring	MARKED KOYO. ALTER 2	2
41	1229075-5	2	-	-	-	-	IK	Sealing washer	Tätningsbricka		2
42	944185-8	2	-	-	-	-	IK	Sealing ring	Tätningsring		2
43	1272918-2	2	-	-	-	-	IK	Nut	Mutter		2
43a	941524-1	2	-	-	-	-		Washer	Bricka		2
44	907861-9	2	-	-	-	-	IK	Split pin	Saxpinne		2
45	1359149-0	2	-	-	-	-		Grease cup	Fettkapsel	(1273046)	3
46	1161241-3	2	-	-	-	-	IK	Grease	Fett		6
	273824-3	2	-	-	-	-		Front wheel bearing kit	Framhjulslagersats	SEE 61•829	3

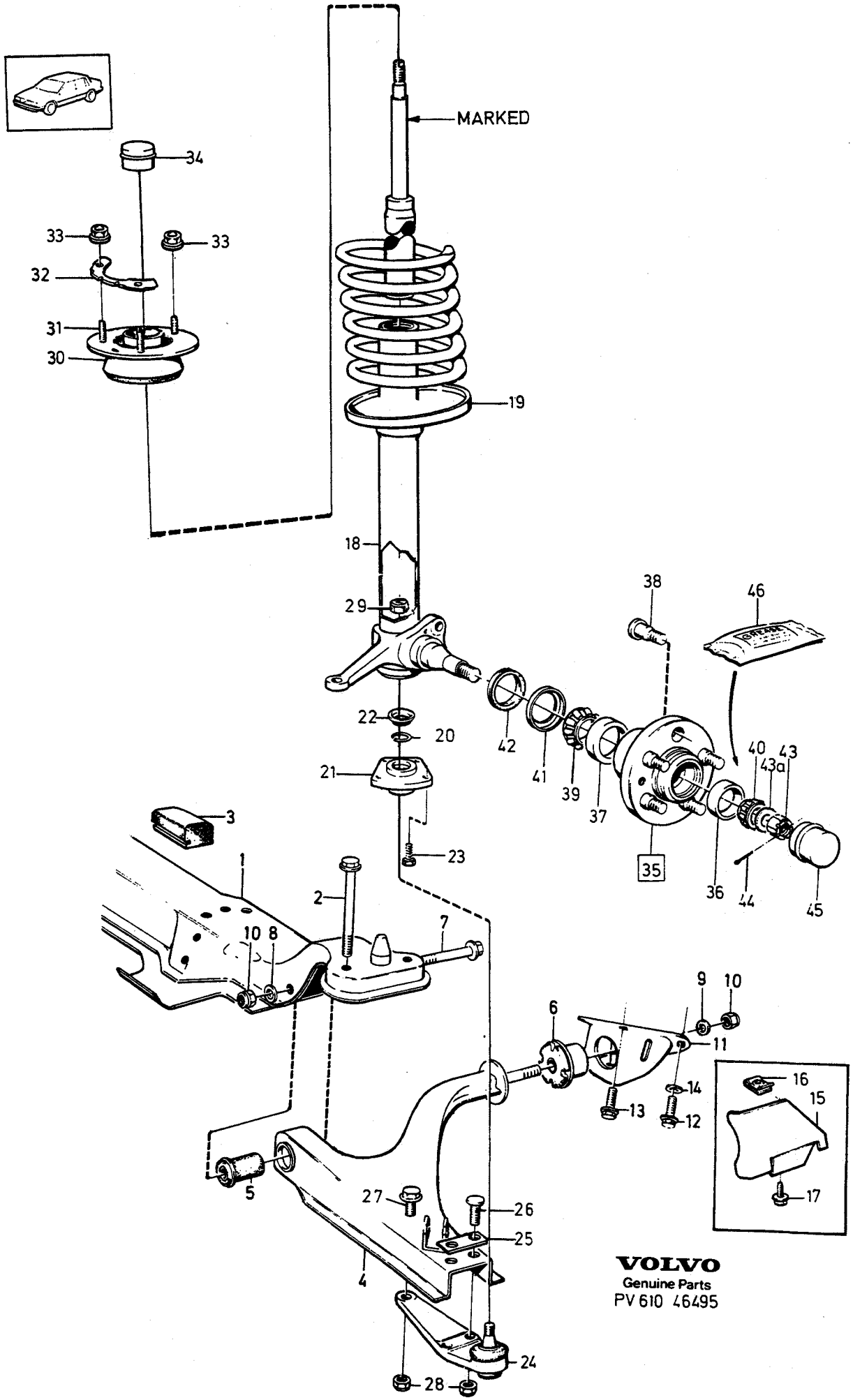

VOLVO
Genuine Parts
PV 610 46495

A
B
C
D
E

FRONT AXLE SPRING SUPPORT — FRAMAXEL FJÄDERBEN

Group / Grupp 61

Page / Sida 825

Fig	Part No. / Artikel nr	Quantity /Antal A	B	C	D	E	PS	Description	Benämning	Notes / Anmärkning	SR
	274117-1	1	-	-	-	-		Ball joint kit	Kulledsats	L.H. STD W/O P.S	
										SEE **61**•827	2
	274117-1	1	-	-	-	-		Ball joint kit	Kulledsats	R.H. STD W/O P.S	
										SEE **61**•827	2
	274118-9	1	-	-	-	-		Ball joint kit	Kulledsats	L.H. P.S	
										SEE **61**•827	2
	274119-7	1	-	-	-	-		Ball joint kit	Kulledsats	R.H. P.S	
										SEE **61**•827	2
	274100-7	2	-	-	-	-		Repair kit repl. spring strut plate	Reparationssats byte fjäderbenstallrik	SEE **61**•827	1

1

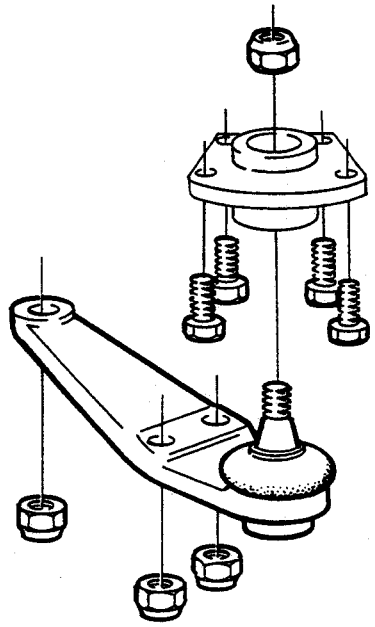

2

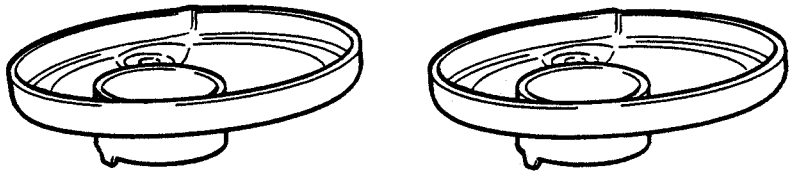

A
B
C
D
E

REPAIR KITS
BALL JOINT
SPRING SEAT

REPARATIONSSATS
KULLED
FJÄDERSÄTE

Group
Grupp
61

Page
Sida
827

Fig	Part No. Artikel nr	Quantity /Antal A	B	C	D	E	PS	Description	Benämning	Notes Anmärkning	SR
1	274117-1	1	-	-	-	-		Ball joint kit	Kulledsats	L.H. W/O P.S	2
	274117-1	1	-	-	-	-		Ball joint kit	Kulledsats	R.H. W/O P.S	2
	274118-9	1	-	-	-	-		Ball joint kit	Kulledsats	L.H. P.S	2
	274119-7	1	-	-	-	-		Ball joint kit	Kulledsats	R.H. P.S	2
2	274100-7	2	-	-	-	-		Repair kit repl. spring strut plate	Reparationssats byte fjäderbenstallrik		1

1

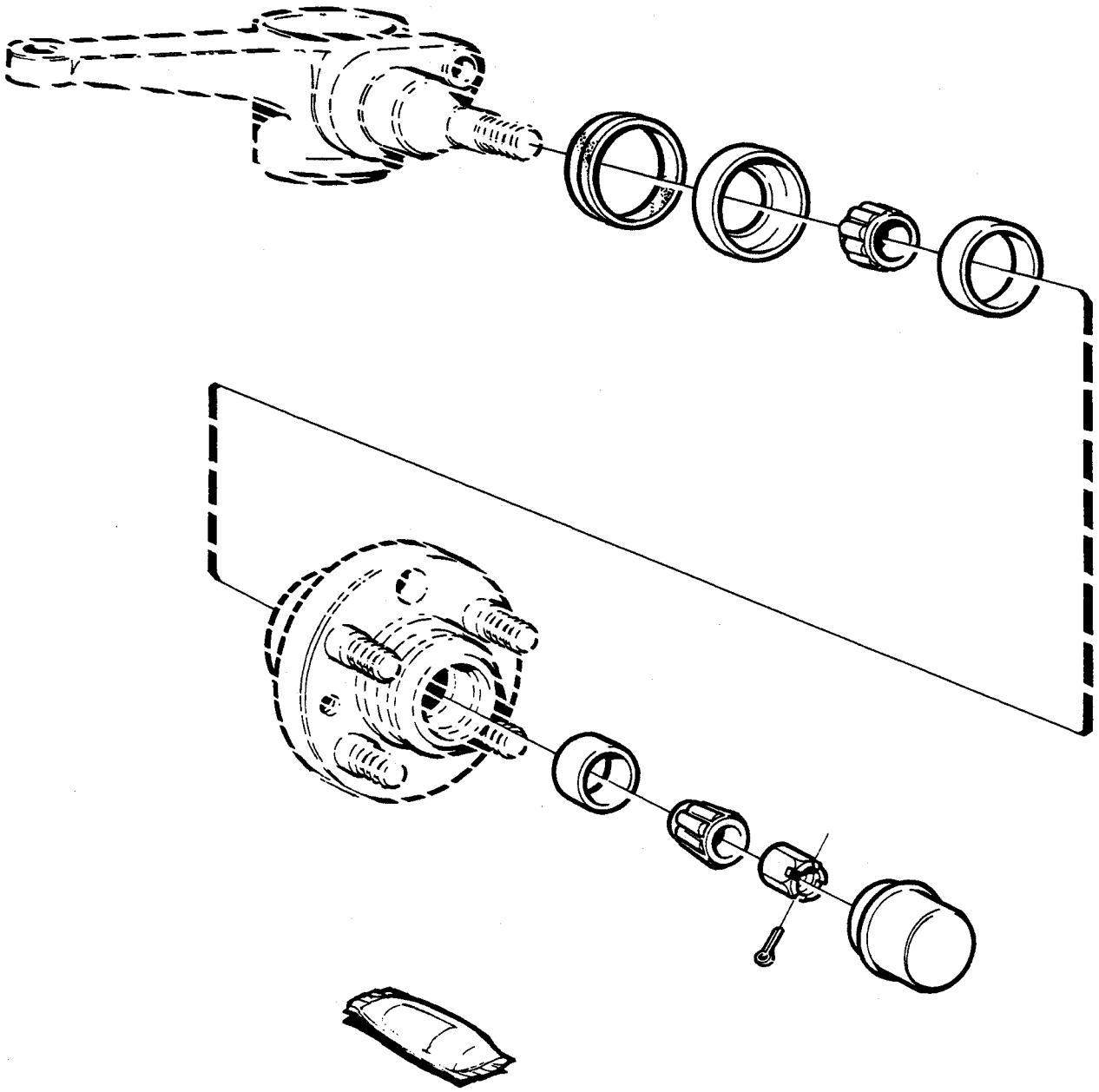

A		REPAIR KITS FRONT WHEEL BEARING	REPARATIONSSATS FRAMHJULSLAGER	Group Grupp 61
B				
C				
D				Page Sida 829
E				

Fig	Part No. Artikel nr	Quantity /Antal					P S	Description	Benämning	Notes Anmärkning	S R
		A	B	C	D	E					
1	273824-3	2	-	-	-	-		Front wheel bearing kit	Framhjulslagersats		3

A
B
C
D
E

SUB GROUP
STEERING

UNDERGRUPP
STYRNING

Group
Grupp
64

Page
Sida
831

Fig	Part No. Artikel nr	Quantity /Antal A	B	C	D	E	PS	Description	Benämning	Notes Anmärkning	SR
		-	-	-	-	-		Steering steering gear Steering shaft	Styrning styrväxel rattaxel	SEE **64**•833	
		-	-	-	-	-		Steering wheel	Ratt	SEE **64**•837	
		-	-	-	-	-		Steering gear ..... Servo equipment 4 CYL	Styrväxel ..... Servoutrustning 4 CYL	SEE **64**•839	
		-	-	-	-	-		Steering gear ..... Servo equipment 6 CYL	Styrväxel ..... Servoutrustning 6 CYL	SEE **64**•843	
		-	-	-	-	-		Steering gear ..... Servo equipment DSL	Styrväxel ..... Servoutrustning DSL	SEE **64**•845	
		-	-	-	-	-		Repair kits ..... Steering gear	Reparationssats ..... Styrväxel	SEE **64**•867	
		-	-	-	-	-		Repair kits ..... Steering gear	Reparationssats ..... Styrväxel	SEE **64**•869	
		-	-	-	-	-		Repair kits ..... Servo pump	Reparationssats ..... Servopump	SEE **64**•871	

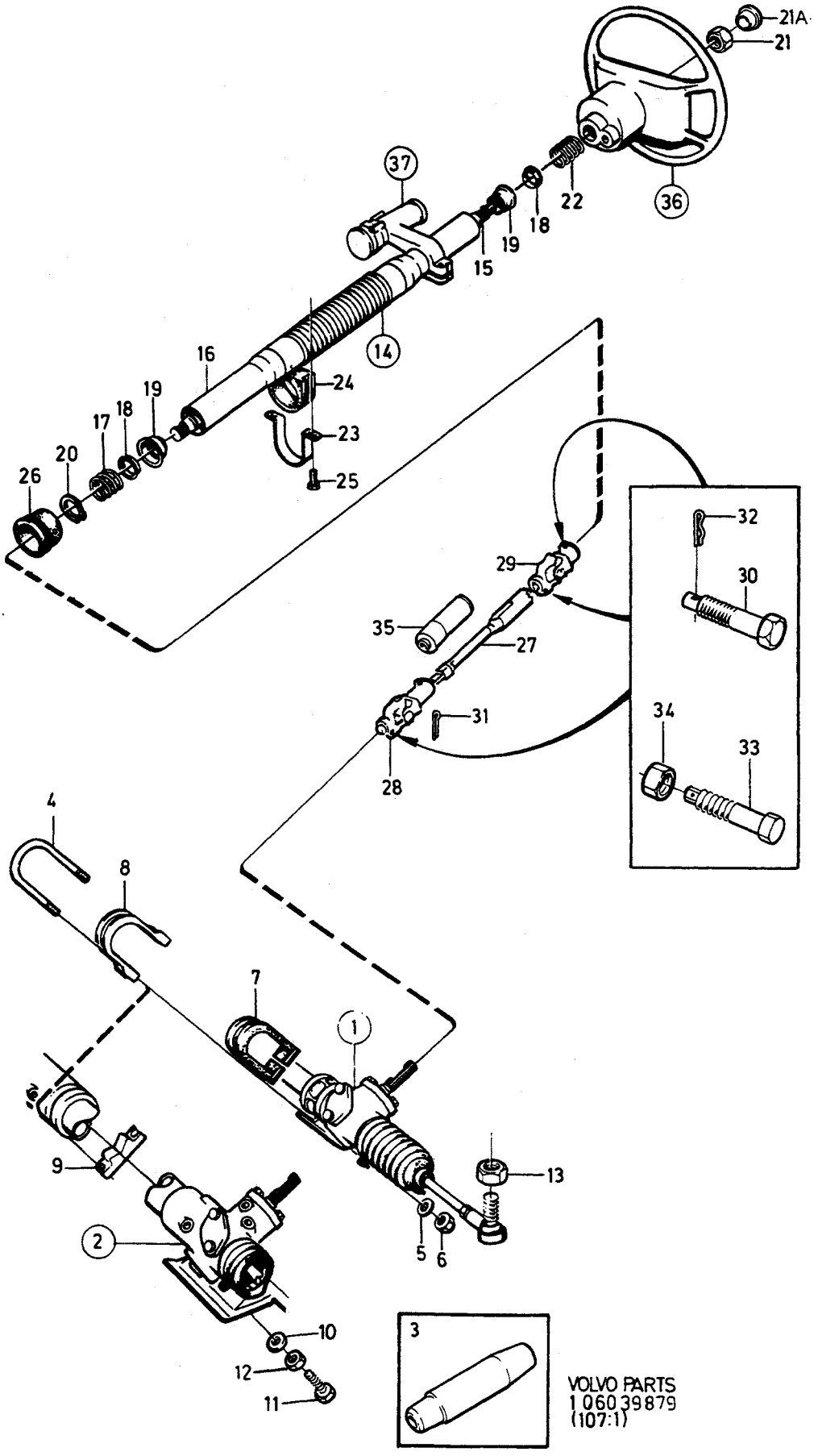

VOLVO PARTS
1 060 39 879
(107:1)

A	L.H.D W/O P.S
B	R.H.D W/O P.S
C	L.H.D P.S
D	R.H.D P.S
E	

STEERING STEERING GEAR STEERING SHAFT — STYRNING STYRVÄXEL RATTAXEL

Group Grupp 64

Fig	Part No. Artikel nr	Quantity /Antal A	B	C	D	E	PS	Description	Benämning	Notes Anmärkning	SR
1	*1229320*	1	-	-	-	-	NS	Steering gear	Styrväxel	1) CAM	
										REPL 1 PCS 1229324-7.	
	1229321-3	-	1	-	-	-		Steering gear	Styrväxel	1) CAM	5
		-	-	-	-	-		•SEE 64•849	•SEE 64•849		
	1229324-7	1	-	-	-	-		Steering gear	Styrväxel	2) ZF	5
										REPL 1 PCS 3516943-2.	
		-	-	-	-	-		•SEE 64•851	•SEE 64•851		
2		-	-	1	1	-		Steering gear	Styrväxel	B200, B230	
										SEE 64•839	
								Servo equipment	Servoutrustning		
		-	-	1	1	-		Steering gear	Styrväxel	B28	
										SEE 64•843	
								Servo equipment	Servoutrustning		
		-	-	1	1	-		Steering gear	Styrväxel	D24	
										SEE 64•845	
								Servo equipment	Servoutrustning		
3	1229388-2	2	2	2	2	-		Locating pin plastics	Styrpinne plast		4
4	1272597-4	2	2	-	-	-		Clamp	Krampa		4
	1272597-4	-	-	2	2	-		Clamp	Krampa	CAM	4
	1272597-4	-	-	1	1	-		Clamp	Krampa	ZF	4
5	955894-1	4	4	-	-	-		Washer	Bricka		2
6	948645-7	4	4	-	-	-		Flange lock nut	Flänslåsmutter	(946036)	2
7	1205667-7	2	2	-	-	-		Spacer	Mellanlägg		4
8	1228508-6	2	2	-	-	-		Brace	Bygel		3
	1272678-2	-	-	1	1	-		Brace	Bygel		3
9	1272679-0	-	-	1	1	-		Intermediate section	Mellanstycke		4
10	955894-1	-	-	4	4	-		Washer	Bricka		2
11	949039-2	-	-	2	2	-		Lock screw	Låsskruv	ZF	2
12	948645-7	-	-	4	4	-		Flange lock nut	Flänslåsmutter	(946036)	2
	948645-7	-	-	2	2	-		Flange lock nut	Flänslåsmutter	(946036)	2
13	948068-2	2	2	2	2	-		Nut	Mutter		2
14	1229733-9	1	1	1	1	-		Steering column	Styrkolonn	EXC.(S),(N),(DK),(SF)	4
										240 4DRS CH -145710.	
										240 5DRS CH -660380.	
	1329940-9	1	1	1	1	-		Steering column	Styrkolonn	EXC.(S),(N),(DK),(SF)	4
										240 4DRS CH 145711-.	
										240 5DRS CH 660381.	
										REPL 1 PCS 3516354-2.	
	1329940-9	1	1	1	1	-		Steering column	Styrkolonn	(S),(N),(DK),(SF)	4
										REPL 1 PCS 3516354-2.	
15		1	1	1	1	-	NS	•Steering shaft	•Rattaxel		
16		1	1	1	1	-	NS	•Steering tube	•Rattrör		
17	85612-0	1	1	1	1	-		•Spring	•Fjäder		3
18	85613-8	2	2	2	2	-		•Seat	•Säte		3
19	85611-2	2	2	2	2	-		•Ball bearing	•Kullager		2
20	914456-9	1	1	1	1	-		•Retaining ring	•Spårring		2
21	1272286-4	1	1	1	1	-		•Nut	•Mutter		2
21a	943582-7	1	-	-	-	-		Plug	Plugg		3
22	85612-0	1	1	1	1	-		Spring	Fjäder		3
23	1221417-7	1	1	1	1	-		Clamp	Klamma		3
24	1221677-6	1	1	1	1	-		Bushing	Bussning		3
25	946440-5	2	2	2	2	-		Flange screw	Flänsskruv		2
26	1205839-2	1	1	1	1	-		Seal	Tätning	3)	3

1) Service plate marked 2. / Serviceskylten märkt 2.
2) Service plate marked 3. / Serviceskylten märkt 3.
3) For steering column 1229733 / För styrkolonn 1229733

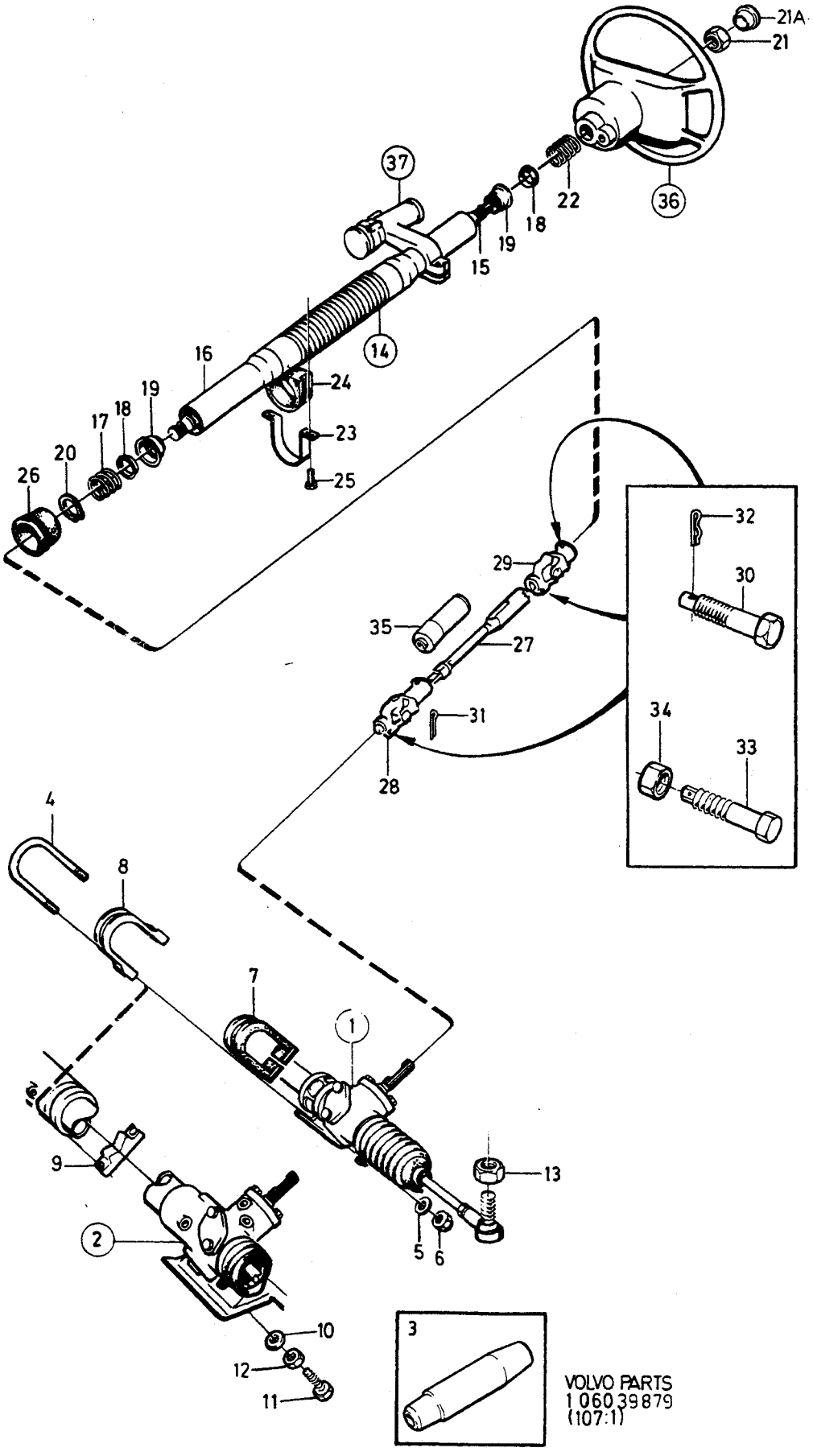

VOLVO PARTS
1 060 39 879
(107:1)

A	L.H.D W/O P.S
B	R.H.D W/O P.S
C	L.H.D P.S
D	R.H.D P.S
E	

STEERING STEERING GEAR STEERING SHAFT — STYRNING STYRVÄXEL RATTAXEL

Group / Grupp: 64

Page / Sida: 835

Fig	Part No. / Artikel nr	Quantity /Antal A	B	C	D	E	PS	Description	Benämning	Notes / Anmärkning	SR
☆	3540027-4	1	1	1	1	-		Seal	Tätning	4)	3
27	1229208-2	1	1	-	-	-		Steering shaft lower	Rattstång nedre		4
	1229209-0	-	-	1	1	-		Steering shaft lower	Rattstång nedre		4
28	1229212-4	1	1	-	-	-		Joint lower	Knut nedre		4
	(1229421)	-	-	1	1	-	SP	Joint lower	Knut nedre	REPL 1 PCS 1359404-9, 2 PCS 1272992-7, 2 PCS 948645-7	4
	1359404-9	-	-	1	1	-		Joint lower	Knut nedre	(1330197)	4
29	*(1229213)*	1	1	1	1	-	SP	Joint upper	Knut övre	REPL 1 PCS 1259403-1, 2 PCS 1272992-7, 2 PCS 948645-7	4
	1359403-1	1	1	1	1	-		Joint upper	Knut övre	(1330199)	4
30	1229343-7	2	2	2	2	-		Screw	Skruv	5)	3
31	907819-7	-	-	1	1	-		Pin	Pinne		2
32	664822-4	2	2	1	1	-		Lock spring	Låsfjäder		1
33	1272992-7	-	-	2	2	-		Screw	Skruv	6)	3
34	948645-7	-	-	2	2	-		Flange lock nut	Flänslåsmutter	6) (946036)	2
35	1229260-3	1	1	-	-	-		Protecting sleeve	Skyddshylsa		3
36		-	-	-	-	-		Steering wheel	Ratt	SEE 64 • 837	
37		-	-	-	-	-		Column lock	Rattlås	SEE 36 • 473	

4) For steering column 1329940 / För styrkolonn 1329940
5) For joint 1229212, 1229421, 1229213. / För knut 1229212, 1229421, 1229213.
6) For joint 1330197, 1330199, 1359403, 1359404. / För knut 1330197, 1330199, 1359403, 1359404.

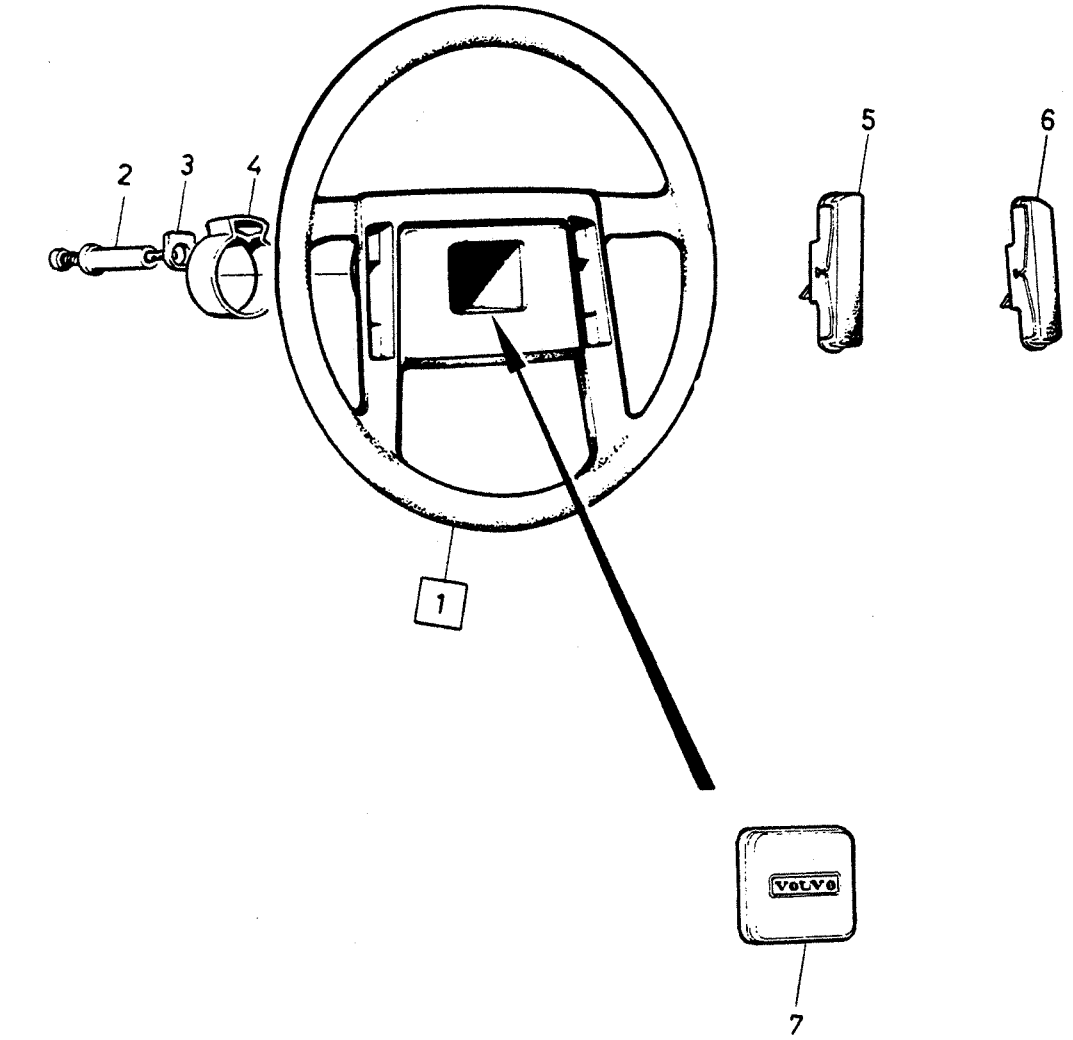

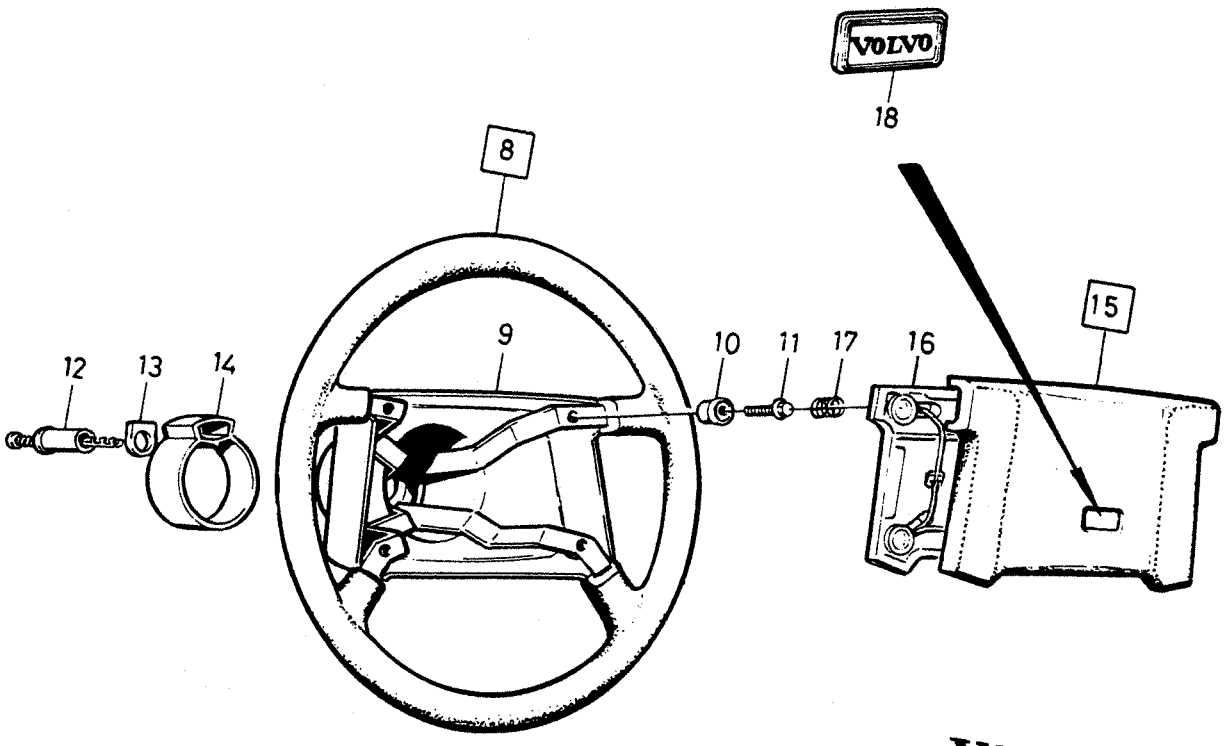

VOLVO
Genuine Parts
PV 640 43955

A	1229689	STEERING WHEEL RATT	Group Grupp 64
B	1272165		Page Sida 837
C			
D			
E			

Fig	Part No. Artikel nr	Quantity /Antal A	B	C	D	E	PS	Description	Benämning	Notes Anmärkning	SR
1	1229689-3	1	-	-	-	-		Steering wheel	Ratt		4
2	1330520-6	1	-	-	-	-		• Slip contact	• Släpkontakt		3
3	1228306-5	1	-	-	-	-		• Washer	• Bricka		3
4	1221781-6	1	-	-	-	-		• Companion flange	• Medbringare		3
5	1229801-4	1	-	-	-	-		• Horn button	• Signaltangent		3
6	1229802-2	1	-	-	-	-		• Horn button	• Signaltangent		3
7	1229803-0	1	-	-	-	-		Emblem	Emblem		3
8	1272165-0	-	1	-	-	-		Steering wheel	Ratt		4
9	1228873-4	-	1	-	-	-		• Cover	• Kåpa		3
10	1228610-0	-	4	-	-	-		• Insulating sleeve	• Isolerhylsa		3
11	1228611-8	-	4	-	-	-		• Screw	• Skruv		3
12	1330520-6	-	1	-	-	-		• Slip contact	• Släpkontakt		3
13	1228306-5	-	1	-	-	-		• Washer	• Bricka		3
14	1221781-6	-	1	-	-	-		• Companion flange	• Medbringare		3
15	1273447-1	-	1	-	-	-		Crash pad	Stötskydd		4
16		-	1	-	-	-	NS	• Contact plate	• Kontaktplatta		
17	1228615-9	-	4	-	-	-		• Spring	• Fjäder		3
18	1330294-8	-	1	-	-	-		Emblem	Emblem		3

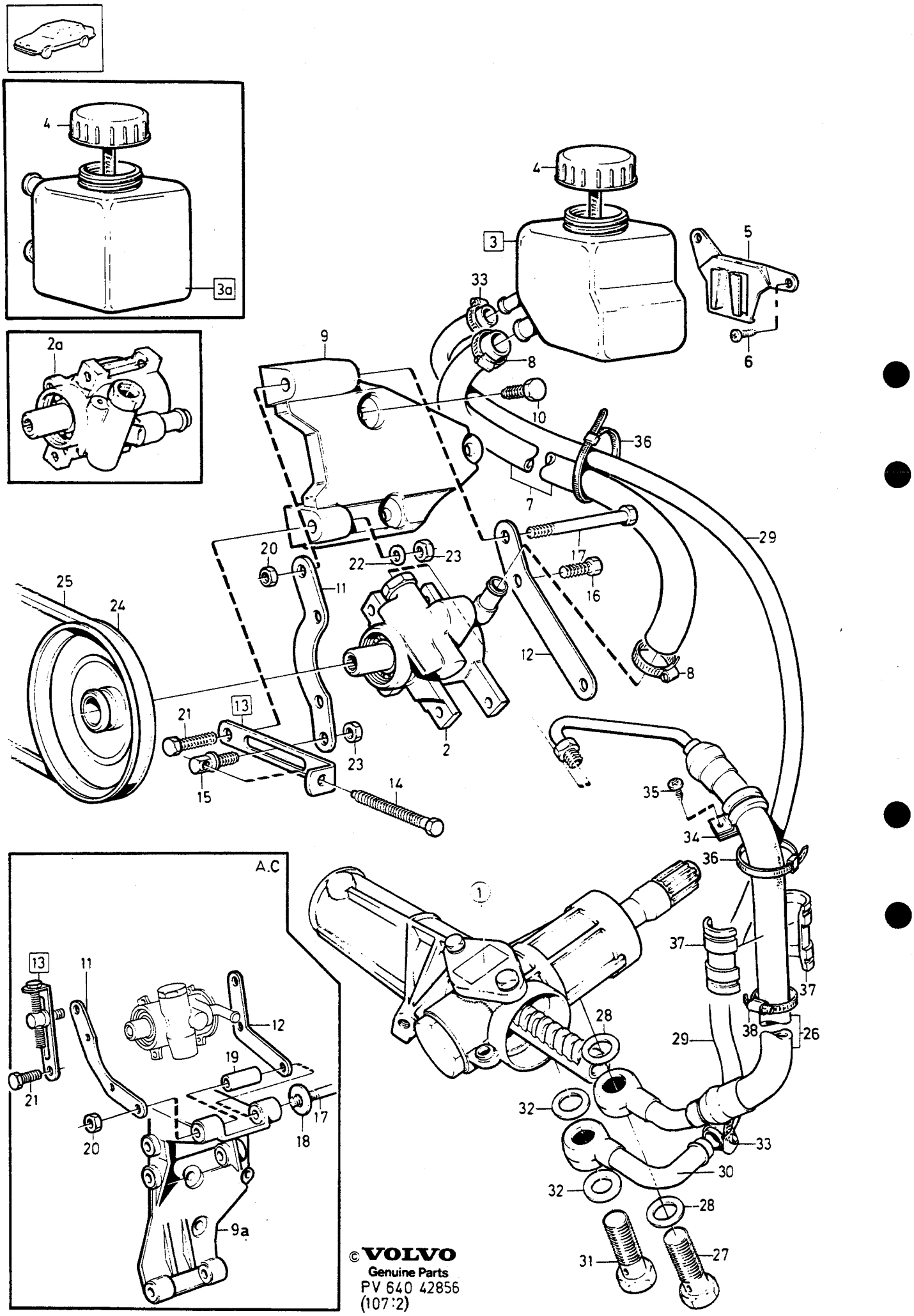

© VOLVO
Genuine Parts
PV 640 42856
(107:2)

A L.H.D
B R.H.D
C
D
E

STEERING GEAR SERVO EQUIPMENT STYRVÄXEL SERVOUTRUSTNING

Group Grupp 64

Page Sida 839

4 CYL

Fig	Part No. Artikel nr	Quantity /Antal A	B	C	D	E	PS	Description	Benämning	Notes Anmärkning	SR
		-	-	-	-	-		Notes	Anmärkning	1)	
1	*(1329694)*	1	-	-	-	-	SP	Steering gear •SEE 64•853	Styrväxel •SEE 64•853	2) REPL 1 PCS 3516941-6, 1 PCS 1272597-4, 4 PCS 948645-7	5
	(1329998)	1	-	-	-	-	SP	Steering gear	Styrväxel	3) CAM. -1986 REPL 1 PCS 3516941-6	5
		-	-	-	-	-		•SEE 64•857	•SEE 64•857		
	(1329999)	-	1	-	-	-	SP	Steering gear	Styrväxel	3) CAM. -1986 REPL 1 PCS 3516942-4	5
		-	-	-	-	-		•SEE 64•857	•SEE 64•857		
	1359900-6	1	-	-	-	-		Steering gear	Styrväxel	3) CAM. 1987- REPL 1PCS 3516941-6	5
		-	-	-	-	-		.....	.....		
		-	-	-	-	-		•SEE 64•861	•SEE 64•861		
	(1359901)	-	1	-	-	-	SP	Steering gear	Styrväxel	3) CAM. 1987- REPL 1PCS 3516942-4	5
		-	-	-	-	-		.....	.....		
		-	-	-	-	-		•SEE 64•861	•SEE 64•861		
2	1359652-3	1	1	-	-	-		Servo pump •SEE 64•863	Servopump •SEE 64•863	EXC B230K	5
2a	1359649-9	1	1	-	-	-		Servo pump •SEE 64•863	Servopump •SEE 64•863	B230K	5
3	1359621-8	1	1	-	-	-		Oil reservoir	Oljebehållare	(1330460)	4
4	1359625-9	1	1	-	-	-		•Cover	•Lock	(1330459)	3
5	1359805-7	1	1	-	-	-		Bracket	Konsol	(1330546) EXC B230K	4
		1	1	-	-	-		Bracket	Konsol	B230K	
☆ 6	969473-8	2	2	-	-	-		Screw	Skruv	(955137)	2
7	1330788-9	X	X	-	-	-		Hose	Slang	LG 355 mm. A.C EXC B230K	2
	1330788-9	X	X	-	-	-		Hose	Slang	LG 390 mm. W/O A.C EXC B230K	2
	1330788-9	X	X	-	-	-		Hose	Slang	LG 515 mm. B230K	2
8	943472-1	2	2	-	-	-		Hose clamp	Slangklamma		2
9	1336941-8	1	1	-	-	-		Bracket	Konsol	W/O A.C	4
9a		1	1	-	-	-		Bracket	Konsol	A.C SEE 87•1179	
10	946329-0	3	3	-	-	-		Flange screw	Flänsskruv	W/O A.C	2
11	1346520-8	1	1	-	-	-		Attaching arm, front	Fästarm, främre	W/O A.C	5
	1346614-9	1	1	-	-	-		Attaching arm, front	Fästarm, främre	A.C	5
12	1346519-0	1	1	-	-	-		Attaching arm, rear	Fästarm, bakre	W/O A.C	5
	1357987-5	1	1	-	-	-		Attaching arm, rear	Fästarm, bakre	A.C	5
13	1346149-6	1	1	-	-	-		Tensioning arm	Spännarm	W/O A.C	5
	1336944-2	1	1	-	-	-		Tensioning arm	Spännarm	A.C	5
14		1	1	-	-	-	NS	•Adjusting screw	•Ställskruv		
15		1	1	-	-	-	NS	•Lock screw	•Låsskruv		
16	955294-4	4	4	-	-	-		Screw	Skruv	M8X16	2
17	955306-6	1	1	-	-	-		Screw	Skruv	W/O A.C M8X80	2
	955308-2	1	1	-	-	-		Screw	Skruv	A.C M8X110	2
18	948880-0	1	1	-	-	-		Washer	Bricka	A.C	2
19	1357350-6	1	1	-	-	-		Spacer sleeve	Distanshylsa	A.C	2
20	948645-7	1	1	-	-	-		Flange lock nut	Flänslåsmutter	(946036)	5
21	955299-3	1	1	-	-	-		Screw	Skruv		2
22	955894-1	1	1	-	-	-		Washer	Bricka		2
23	948645-7	2	2	-	-	-		Flange lock nut	Flänslåsmutter	(946036)	2

1) Engines B17A, B19ET, B21ET, B21FT and related parts are not listed in this catalogue. For the subject engines, please refer to the 240-260 SERIES 1979-1984 catalogue. / Motorer B17A,B19ET,B21ET,B21FT och tillhörande detaljer redovisas ej i denna katalog. Vid behov hänvisas till reservdelskatalog 240-260 SERIES 1979-1984.
2) Service plate marked 3. / Serviceskylten märkt 3.
3) Service plate marked 2. / Serviceskylten märkt 2.

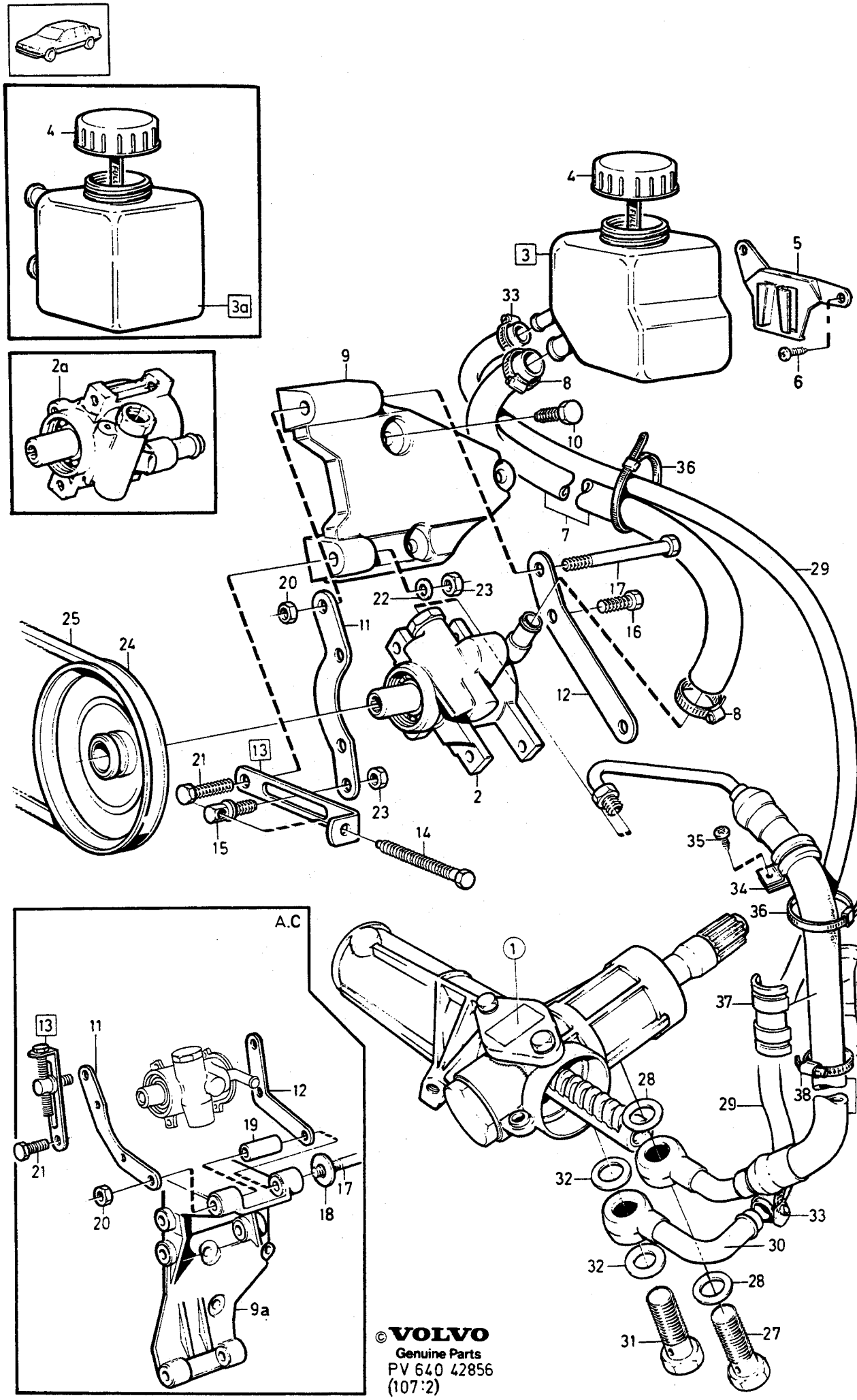
A.C
©VOLVO
Genuine Parts
PV 640 42856
(107:2)

A	L.H.D
B	R.H.D
C	
D	
E	

STEERING GEAR SERVO EQUIPMENT STYRVÄXEL SERVOUTRUSTNING

4CYL

Group Grupp 64

Page Sida 841

Fig	Part No. Artikel nr	Quantity /Antal A	B	C	D	E	PS	Description	Benämning	Notes Anmärkning	SR
24	1378156-2	1	1	-	-	-		Pulley	Remskiva	(1336976)	4
☆ 25	973538-2	1	1	-	-	-		V-belt servo pump-crankshaft	Kilrem servopump-vevaxel	(966909)W/O A.C 35X938	1
☆	973535-8	1	1	-	-	-		V-belt servo pump-AC compressor	Kilrem servopump-AC kompressor	(966903)	1
26	1359461-9	1	-	-	-	-		Pressure hose	Tryckslang		3
	1330539-6	-	1	-	-	-		Pressure hose	Tryckslang		3
27	968179-2	1	1	-	-	-		Hollow screw	Hålskruv	(25167)	2
28	18671-8	2	2	-	-	-		Gasket	Packning		2
29	1228399-0	1	-	-	-	-		Return hose	Returslang	LG 820 mm EXC B230K	2
	1228399-0	-	1	-	-	-		Return hose	Returslang	LG 1290 mm EXC B230K	2
	1228399-0	1	-	-	-	-		Return hose	Returslang	LG 720 mm B230K	2
	1228399-0	-	1	-	-	-		Return hose	Returslang	LG 1120 mm B230K	2
30	1206602-3	1	1	-	-	-		Nipple	Nippel		3
31	941686-8	1	1	-	-	-		Hollow screw	Hålskruv		2
32	11996-6	2	2	-	-	-		Gasket	Packning		1
33	967919-2	2	2	-	-	-		Hose clamp	Slangklamma		2
34	952632-8	-	1	-	-	-		Clamp	Klamma		2
35	190364-0	-	1	-	-	-		Screw	Skruv		2
36	948211-8	2	2	-	-	-		Strip clamp	Bandklamma		2
37	1359449-4	2	-	-	-	-		Vibration damper	Svängningsdämpare		3
38	943475-4	1	-	-	-	-		Hose clamp	Slangklamma		2
☆	271302-2	1	1	-	-	-		Rotor kit	Rotorsats	SEE 64•873	3
☆	271304-8	1	1	-	-	-		Repair kit	Reparationssats	SEE 64•873	3
☆	271305-5	1	1	-	-	-		Repair kit	Reparationssats	SEE 64•873	2
☆	3342651-1	1	1	-	-	-		Sealing kit	Tätningssats	SEE 64•873	2
☆	3342658-6	1	1	-	-	-		Repair kit	Reparationssats	SEE 64•873	3

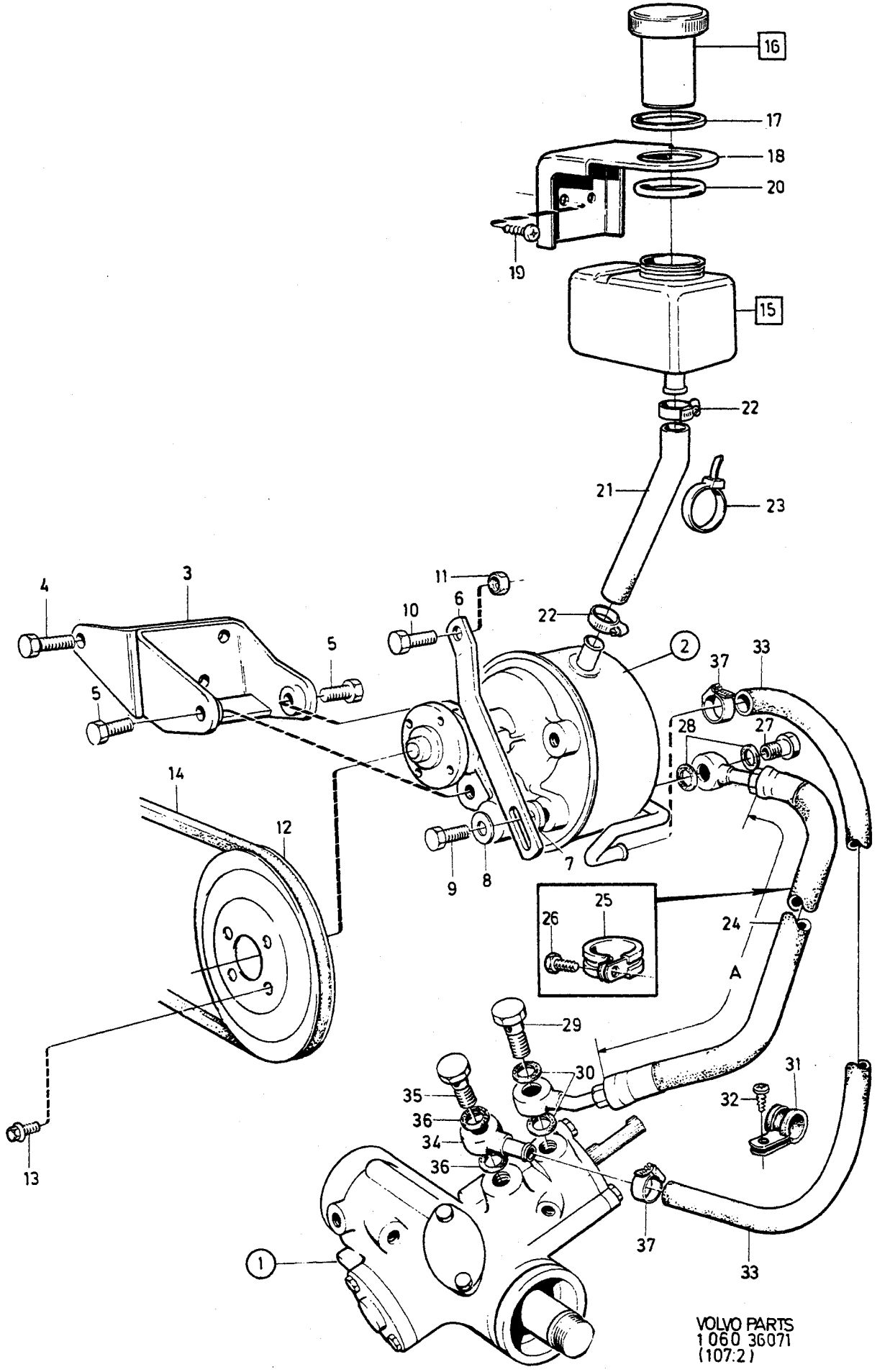
16
17
18
20
19
15
22
21
23
11
6
10
22
2
37
33
4
3
5
5
28
27
14
12
7
9
8
25
26
24
A
29
30
31
35
32
36
34
36
37
33
1
13
VOLVO PARTS
1 060 36071
(107:2)

A	L.H.D
B	R.H.D
C	
D	
E	

STEERING GEAR SERVO EQUIPMENT STYRVÄXEL SERVOUTRUSTNING

6CYL

Group Grupp 64

Page Sida 843

Fig	Part No. Artikel nr	Quantity /Antal A	B	C	D	E	PS	Description	Benämning	Notes Anmärkning	SR
1	*(1329998)*	1	-	-	-	-	SP	Steering gear	Styrväxel	1) CAM -1986 REPL 1 PCS 3516941-6	5
		-	-	-	-	-		•SEE **64**•857	•SEE **64**•857		
	1359900-6	1	-	-	-	-		Steering gear	Styrväxel	1) CAM 1987- REPL 1 PCS 3516941-6	5
		-	-	-	-	-					
		-	-	-	-	-		•SEE **64**•861	•SEE **64**•861		
	(1329694)	1	-	-	-	-	SP	Steering gear	Styrväxel	2) ZF REPL 1 PCS 3516941-6, 1 PCS 1272597-4, 4 PCS 948645-7	5
		-	-	-	-	-		•SEE **64**•853	•SEE **64**•853		
	(1329999)	-	1	-	-	-	SP	Steering gear	Styrväxel	1) CAM -1986 REPL 1 PCS 3516942-4	5
		-	-	-	-	-		•SEE **64**•857	•SEE **64**•857		
	(1359901)	-	1	-	-	-	SP	Steering gear	Styrväxel	1) CAM 1987- REPL 1 PCS 3516942-4	5
		-	-	-	-	-		•SEE **64**•861	•SEE **64**•861		
2	1273973-6	1	1	-	-	-		Servo pump	Servopump		5
								•SEE **64**•865	•SEE **64**•865		
3	464276-5	1	1	-	-	-		Bracket	Konsol		4
4	940142-3	1	1	-	-	-		Screw	Skruv	M8X30	2
	955297-7	2	2	-	-	-		Screw	Skruv	M8X25	2
☆ 5	970947-8	2	2	-	-	-		Screw	Skruv	(955317)	2
6	464277-3	1	1	-	-	-		Tensioner	Spännjärn		5
7	464322-7	1	1	-	-	-		Spacer washer	Distansbricka		4
8	960148-5	1	1	-	-	-		Washer	Bricka		2
☆ 9	970947-8	1	1	-	-	-		Screw	Skruv	(955317)	2
☆☆ 10	948069-0	1	1	-	-	-		Screw	Skruv	(955298)	2
☆ 11	968862-3	1	1	-	-	-		Flange nut	Flänsmutter	(955782)	2
12	1219961-8	1	1	-	-	-		Pulley	Remskiva		8
13	944926-5	4	4	-	-	-		Flange screw	Flänsskruv		4
14	966911-0	1	1	-	-	-		V-belt servo pump-crankshaft	Kilrem servopump-vevaxel	38X963	2
15	1228928-6	1	1	-	-	-		Oil reservoir	Oljebehållare		1
16	1229038-3	1	1	-	-	-		•Cover	•Lock		4
17	1229037-5	1	1	-	-	-		••Seal	••Tätning		3
18	1273374-7	1	1	-	-	-		Bracket	Konsol		2
19	955126-8	2	2	-	-	-		Screw	Skruv		4
20	949468-3	1	1	-	-	-		O-ring	O-ring		2
21	1330788-9	X	X	-	-	-		Hose	Slang		2
22	943472-1	2	2	-	-	-		Hose clamp	Slangklamma		2
23	948211-8	1	1	-	-	-		Strip clamp	Bandklamma		2
24	1330396-1	1	-	-	-	-		Pressure hose	Tryckslang		2
	1330393-8	-	1	-	-	-		Pressure hose	Tryckslang		3
25	952632-8	-	1	-	-	-		Clamp	Klamma		3
26	190364-0	-	1	-	-	-		Screw	Skruv		2
27	948490-8	1	1	-	-	-		Hollow screw	Hålskruv		2
28	11996-6	2	2	-	-	-		Gasket	Packning		2
29	968179-2	1	1	-	-	-		Hollow screw	Hålskruv	(25167)	1
30	18671-8	2	2	-	-	-		Gasket	Packning		2
31	952626-0	1	-	-	-	-		Clamp	Klamma		2
32	947243-2	1	-	-	-	-		Screw	Skruv		2
33	1228399-0	1	-	-	-	-		Return hose	Returslang	LG 370 mm	2
	1228399-0	-	1	-	-	-		Return hose	Returslang	LG 670 mm	2
34	1330705-3	1	-	-	-	-		Nipple	Nippel		2
	1206602-3	-	1	-	-	-		Nipple	Nippel		3
35	941686-8	1	1	-	-	-		Hollow screw	Hålskruv		3
36	11996-6	2	2	-	-	-		Gasket	Packning		2
37	967919-2	2	2	-	-	-		Hose clamp	Slangklamma		1

1) Service plate marked 2. / Serviceskylten märkt 2.
2) Service plate marked 3. / Serviceskylten märkt 3.

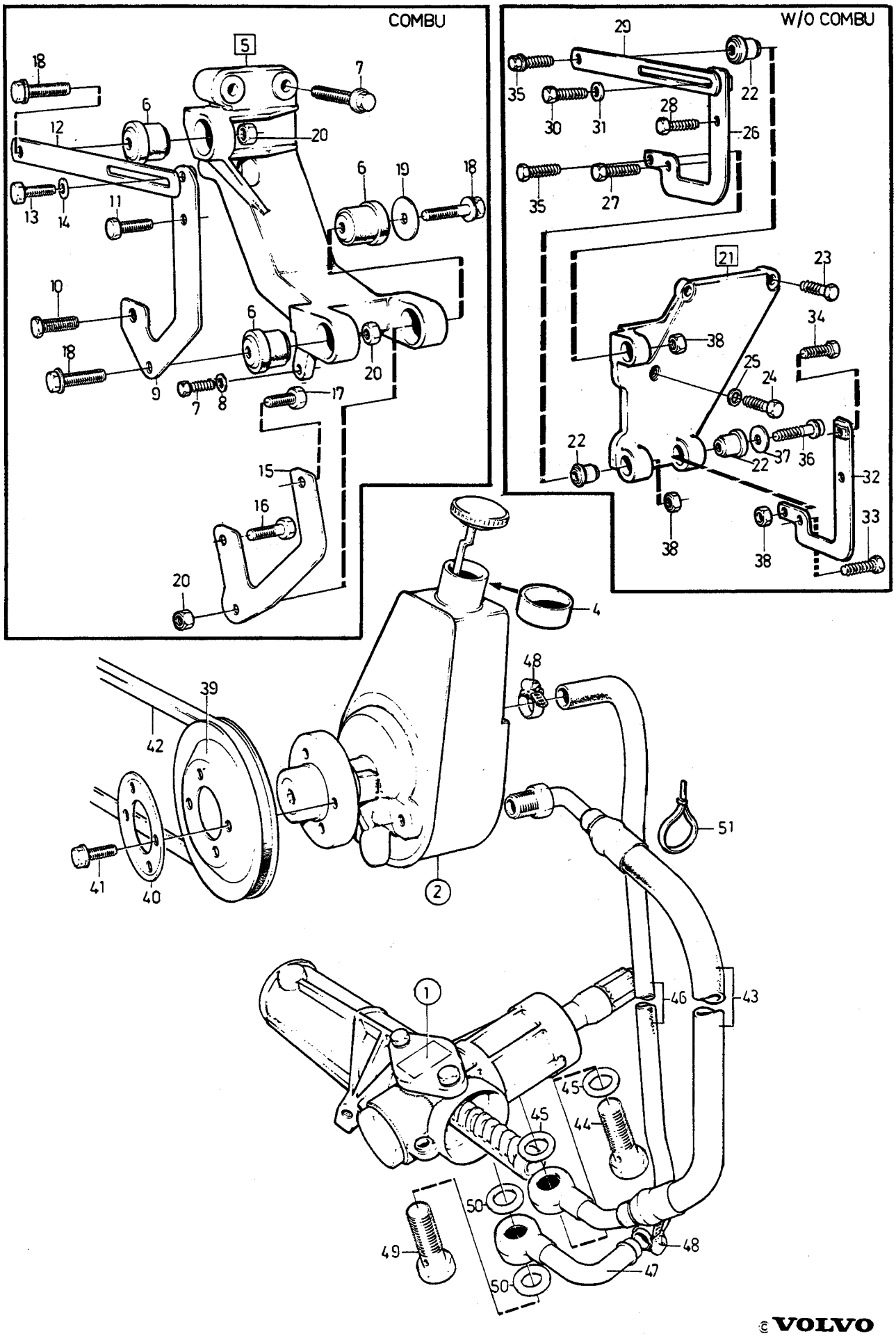

© VOLVO
Genuine Parts

A B C D E

STEERING GEAR SERVO EQUIPMENT STYRVÄXEL SERVOUTRUSTNING

Group Grupp 64

Page Sida 845

DSL

Fig	Part No. Artikel nr	Quantity /Antal A	B	C	D	E	PS	Description	Benämning	Notes Anmärkning	SR
1	*(1329998)*	1	-	-	-	-	SP	Steering gear	Styrväxel	1) CAM -1986 REPL 1 PCS 3516941-6	5
		-	-	-	-	-		•SEE **64**•857	•SEE **64**•857		
	1359900-6	1	-	-	-	-		Steering gear	Styrväxel	1) CAM 1987- REPL 1 PCS 3516941-6	5
		-	-	-	-	-		•SEE **64**•861	•SEE **64**•861		
2	1359116-9	1	-	-	-	-		Servo pump •SEE **64**•865	Servopump •SEE **64**•865		5
4	1329682-7	1	-	-	-	-		Collar	Krage		2
5	1328517-6	1	-	-	-	-		Bracket	Konsol	COMBU	4
6	463909-2	3	-	-	-	-		•Rubber bushing	•Gummibussning		5
7	948217-5	4	-	-	-	-		Flange screw	Flänsskruv		2
8	960141-0	1	-	-	-	-		Washer	Bricka		2
9	1257468-7	1	-	-	-	-		Attaching arm, front	Fästarm, främre	COMBU	6
☆ 10	970947-8	1	-	-	-	-		Screw	Skruv	(955317)	2
11	955315-7	1	-	-	-	-		Screw	Skruv		2
12	1257470-3	1	-	-	-	-		Tensioning arm	Spännarm	COMBU	5
13	955295-1	1	-	-	-	-		Screw	Skruv		2
14	960141-0	1	-	-	-	-		Washer	Bricka		2
15	1257469-5	1	-	-	-	-		Attaching arm, rear	Fästarm, bakre	COMBU	6
16	955315-7	1	-	-	-	-		Screw	Skruv		2
☆ 17	970947-8	1	-	-	-	-		Screw	Skruv	(955317)	2
18	948217-5	3	-	-	-	-		Flange screw	Flänsskruv		2
19	948880-0	1	-	-	-	-		Washer	Bricka		2
☆ 20	968862-3	3	-	-	-	-		Flange nut	Flänsmutter	(955782)	8
21	1257396-0	1	-	-	-	-		Bracket	Konsol	W/O COMBU	4
22	463909-2	3	-	-	-	-		•Rubber bushing	•Gummibussning		5
23	946472-8	2	-	-	-	-		Flange screw	Flänsskruv		2
24	946752-3	1	-	-	-	-		Flange screw	Flänsskruv		2
25	960148-5	1	-	-	-	-		Washer	Bricka		2
26	1257458-8	1	-	-	-	-		Attaching arm, front	Fästarm, främre	W/O COMBU	4
☆ 27	970947-8	1	-	-	-	-		Screw	Skruv	(955317)	2
28	955315-7	1	-	-	-	-		Screw	Skruv		2
29	1328498-9	1	-	-	-	-		Tensioning arm	Spännarm	W/O COMBU	5
30	955295-1	1	-	-	-	-		Screw	Skruv		2
31	960141-0	1	-	-	-	-		Washer	Bricka		2
32	1257459-6	1	-	-	-	-		Attaching arm, rear	Fästarm, bakre	W/O COMBU	5
☆ 33	970948-6	1	-	-	-	-		Screw	Skruv	(955318)	2
☆ 34	970947-8	1	-	-	-	-		Screw	Skruv	(955317)	2
35	955299-3	2	-	-	-	-		Screw	Skruv		2
36	965216-5	1	-	-	-	-		Flange screw	Flänsskruv	(955301)	2
37	948880-0	1	-	-	-	-		Washer	Bricka		2
☆ 38	968862-3	3	-	-	-	-		Flange nut	Flänsmutter	(955782)	8
39	1219961-8	1	-	-	-	-		Pulley	Remskiva		4
40	464541-2	1	-	-	-	-		Washer	Bricka	W/O COMBU	4
41	944926-5	4	-	-	-	-		Flange screw	Flänsskruv		2
42	966905-2	1	-	-	-	-		Drive belt servo pump-crankshaft	Drivrem servopump-vevaxel	W/O COMBU	1
☆	973544-0	1	-	-	-	-		V-belt servo pump-fan-crankshaft	Kilrem servopump-fläkt-vevaxel	(966923) COMBU	1
43	1229256-1	1	-	-	-	-		Pressure hose	Tryckslang	W/O COMBU	3
	1272885-3	1	-	-	-	-		Pressure hose	Tryckslang	COMBU	3
44	968179-2	1	-	-	-	-		Hollow screw	Hålskruv	(25167)	2
45	18671-8	2	-	-	-	-		Gasket	Packning		2
46	1228399-0	1	-	-	-	-		Return hose	Returslang	LG 520 mm W/O COMBU	2
	1228399-0	1	-	-	-	-		Return hose	Returslang	LG 670 mm	2

1) Service plate marked 2. / Serviceskylten märkt 2.

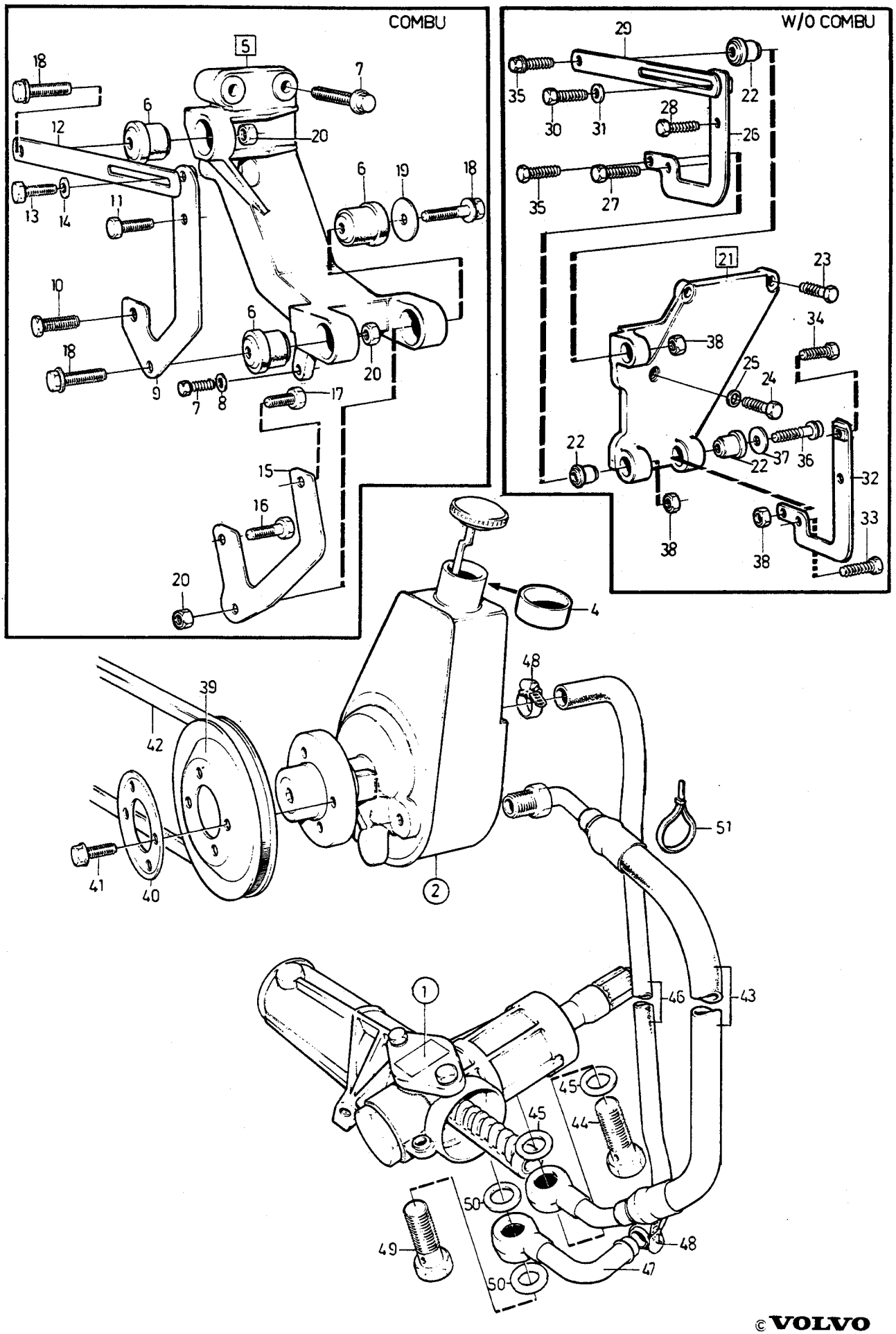

© VOLVO
Genuine Parts

A B C D E

STEERING GEAR SERVO EQUIPMENT STYRVÄXEL SERVOUTRUSTNING

DSL

Group Grupp 64

Page Sida 847

Fig	Part No. Artikel nr	Quantity /Antal A	B	C	D	E	P S	Description	Benämning	Notes Anmärkning	S R
										COMBU	
47	1206602-3	1	-	-	-	-		Nipple	Nippel		3
48	967919-2	2	-	-	-	-		Hose clamp	Slangklamma		2
49	941686-8	1	-	-	-	-		Hollow screw	Hålskruv		2
50	11996-6	2	-	-	-	-		Gasket	Packning		1
51	948211-8	1	-	-	-	-		Strip clamp	Bandklamma		2

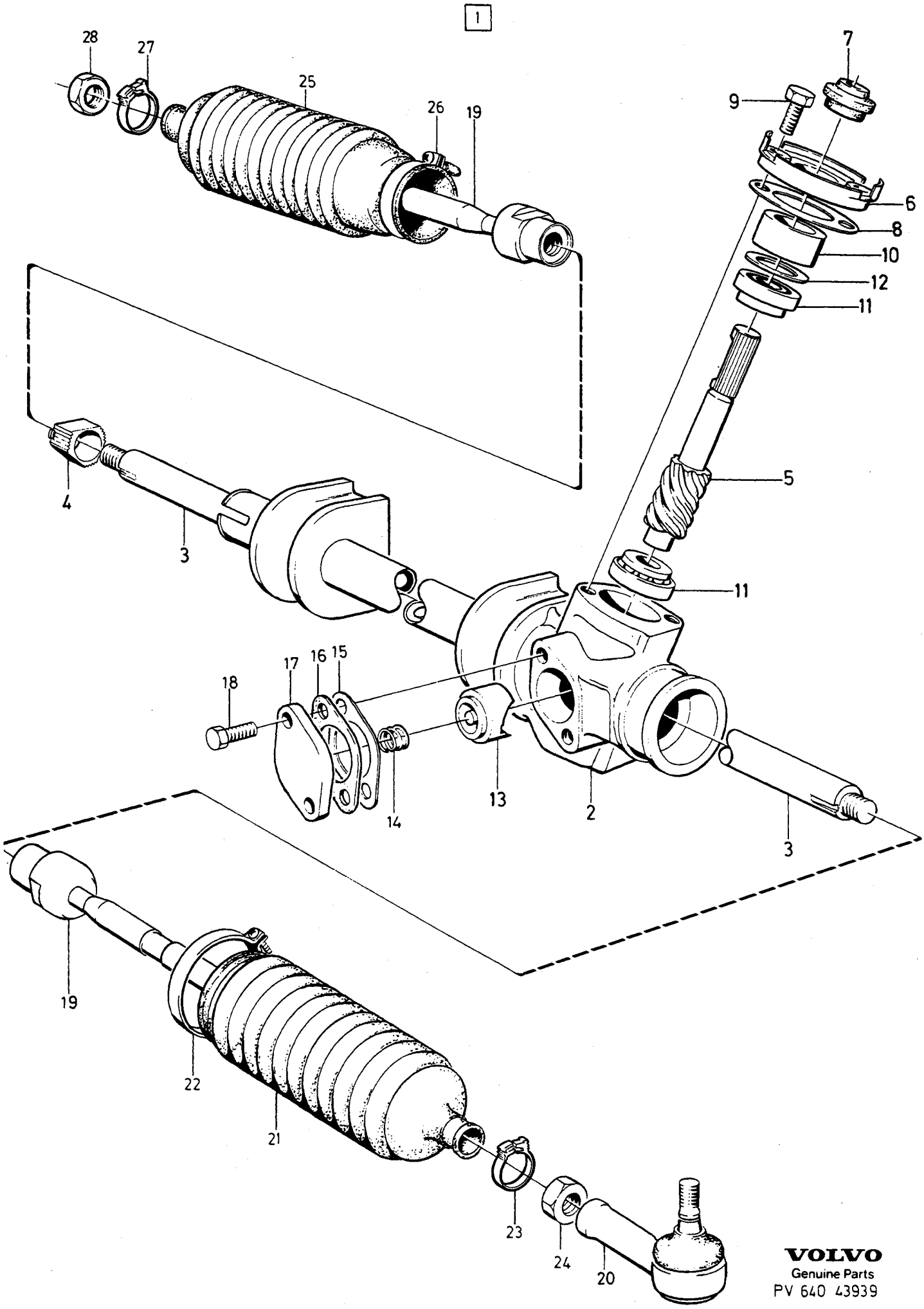

VOLVO
Genuine Parts
PV 640 43939

A	L.H.D
B	R.H.D
C	
D	
E	

STEERING GEAR — STYRVÄXEL

Group / Grupp: 64

Page / Sida: 849

W/O P.S

Fig	Part No. / Artikel nr	Quantity / Antal A	B	C	D	E	PS	Description	Benämning	Notes / Anmärkning	SR
1	*1229320*	1	-	-	-	-	NS	Steering gear	Styrväxel	CAM	
	1229321-3	-	1	-	-	-		Steering gear	Styrväxel	CAM	5
2		1	1	-	-	-	NS	• Housing	• Hus		
3	1206880-5	1	-	-	-	-		• Rack	• Kuggstång		4
	1206881-3	-	1	-	-	-		• Rack	• Kuggstång		4
4	1206882-1	1	1	-	-	-		• Bushing	• Bussning		4
5	1229821-2	1	-	-	-	-		• Gear	• Kuggdrev		4
	1229822-0	-	1	-	-	-		• Gear	• Kuggdrev		4
6	1229823-8	1	-	-	-	-		• Cover	• Lock		4
	1229824-6	-	1	-	-	-		• Cover	• Lock		4
7	1206887-0	1	1	-	-	-		• Seal	• Tätning		4
8	1206888-8	1	1	-	-	-		• Gasket	• Packning		4
9	955296-9	2	2	-	-	-		• Screw	• Skruv		2
10	1206889-6	1	1	-	-	-		• Spacer sleeve	• Distanshylsa		3
11	1229437-7	2	2	-	-	-		• Ball bearing	• Kullager	(1206890)	3
12	1206891-2	X	X	-	-	-		• Shim	• Justerbleck	THK 0,13 mm	4
	1206892-0	X	X	-	-	-		• Shim	• Justerbleck	THK 0,19 mm	4
	1206893-8	X	X	-	-	-		• Shim	• Justerbleck	THK 0,25 mm	4
13	1206894-6	1	1	-	-	-		• Operating piston	• Ansättningskolv		4
14	1228687-8	1	1	-	-	-		• Spring	• Fjäder		3
15	1229825-3	X	X	-	-	-		• Shim	• Justerbleck		4
	1206896-1	X	X	-	-	-		• Shim	• Justerbleck	THK 0,13 mm	4
	1206897-9	X	X	-	-	-		• Shim	• Justerbleck	THK 0,25 mm	4
	1206898-7	X	X	-	-	-		• Shim	• Justerbleck	THK 0,38 mm	4
	1206899-5	X	X	-	-	-		• Shim	• Justerbleck	THK 0,51 mm	4
16	1229826-1	1	1	-	-	-		• Gasket	• Packning		4
17	1206909-2	1	1	-	-	-		• Cover	• Lock		4
18	955296-9	2	2	-	-	-		• Screw	• Skruv		2
19	1205659-4	2	2	-	-	-		• Steering rod	• Styrstag		2
☆ 20	3516944-0	2	2	-	-	-		• Drag link end	• Styrstagsända	(1205658)	1
21		1	1	-	-	-	KN	•• Protecting bellows	•• Skyddsbälg		
22	1229448-4	1	1	-	-	-	IK	•• Clamp	•• Klamma		2
23	1329649-6	1	1	-	-	-	IK	•• Clamp	•• Klamma		3
☆ 24	971073-2	1	1	-	-	-	IK	•• Nut	•• Mutter	(961977)	2
25		1	1	-	-	-	KN	•• Protecting bellows	•• Skyddsbälg		
26	1205655-2	1	1	-	-	-	IK	•• Clamp	•• Klamma		3
27	1329649-6	1	1	-	-	-	IK	•• Clamp	•• Klamma		3
☆ 28	971073-2	1	1	-	-	-	IK	•• Nut	•• Mutter	(961977)	2
	271541-5	1	1	-	-	-		Repair kit replacement of bellows	Reparationssats byte av skyddsbälg	L.H. SEE **64**•869	2
	271543-1	1	1	-	-	-		Repair kit replacement of bellows	Reparationssats byte av skyddsbälg	R.H. SEE **64**•869	2

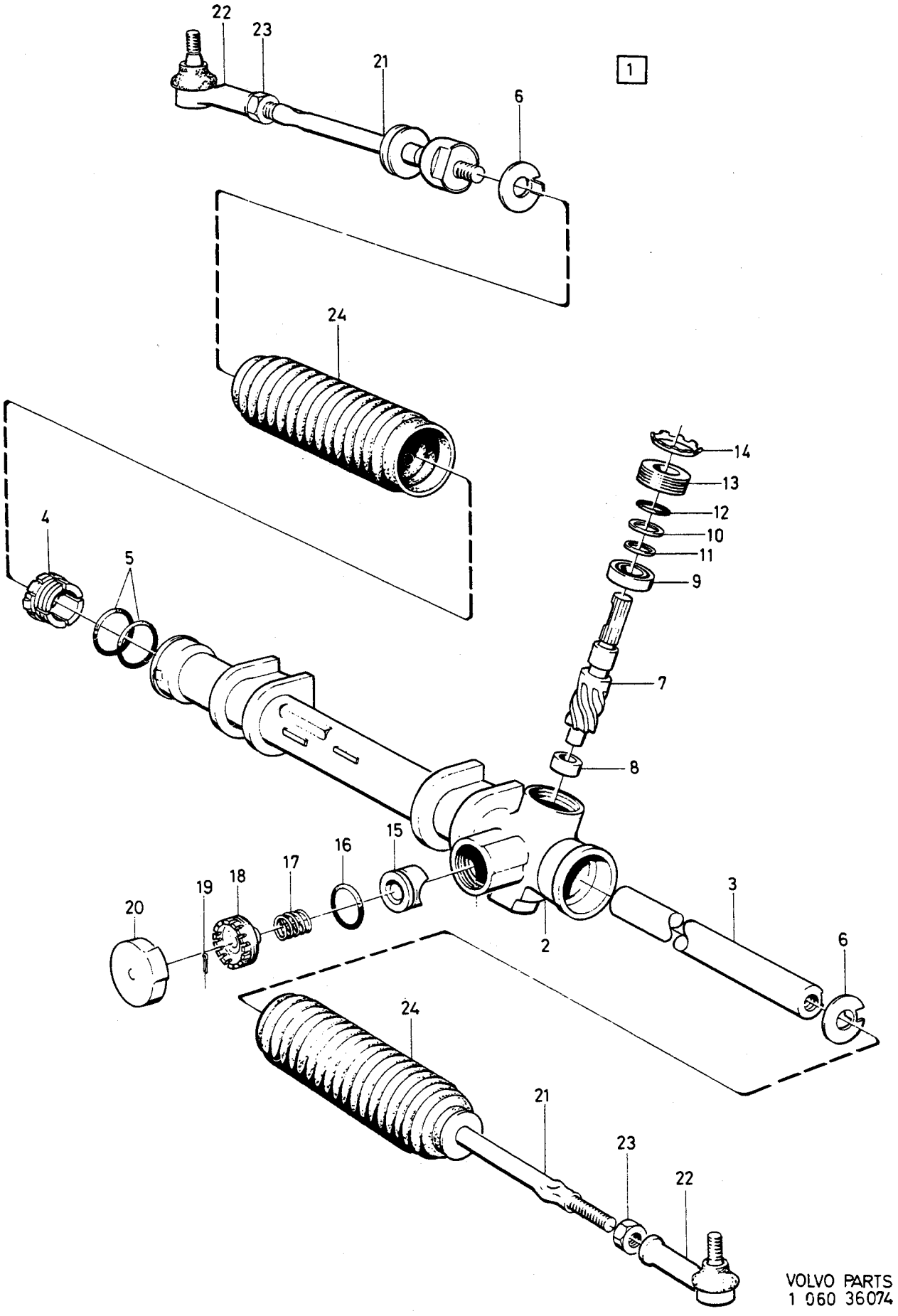

VOLVO PARTS
1 060 36074

A
B
C
D
E

STEERING GEAR — STYRVÄXEL

W/O P.S

Group / Grupp 64

Page / Sida 851

Fig	Part No. Artikel nr	Quantity /Antal A	B	C	D	E	PS	Description	Benämning	Notes Anmärkning	SR
1	1229324-7	1	-	-	-	-		Steering gear	Styrväxel	ZF	5
2		1	-	-	-	-	NS	• Housing	• Hus		
3	1228409-7	1	-	-	-	-		• Rack	• Kuggstång		4
4	1228410-5	1	-	-	-	-		• Bearing	• Lager		3
5	1228411-3	2	-	-	-	-		• O-ring	• O-ring		4
6	1272564-4	2	-	-	-	-		• Lock washer	• Låsbricka	(1228429)	4
7	1229828-7	1	-	-	-	-		• Gear	• Kuggdrev		4
8	1228419-6	1	-	-	-	-		• Bearing	• Lager		3
9	1228420-4	1	-	-	-	-		• Ball bearing	• Kullager		3
10	1228421-2	1	-	-	-	-		• Washer	• Bricka		4
11	914452-8	1	-	-	-	-		• Retaining ring	• Spårring		2
12	1228423-8	1	-	-	-	-		• O-ring	• O-ring		4
13	1228426-1	1	-	-	-	-		• Adjusting screw	• Ställskruv		4
14	1228427-9	1	-	-	-	-		• Lock washer	• Låsbricka		4
15	1228413-9	1	-	-	-	-		• Operating piston	• Ansättningskolv		4
16	1228414-7	1	-	-	-	-		• O-ring	• O-ring		4
17	1228412-1	1	-	-	-	-		• Spring	• Fjäder		3
18	1228415-4	1	-	-	-	-		• Adjusting screw	• Ställskruv		4
19	907824-7	1	-	-	-	-		• Split pin	• Saxpinne		2
20	1228417-0	1	-	-	-	-		• Cover	• Lock		4
☆ 21	3530167-0	2	-	-	-	-		• Steering rod	• Styrstag	(1228386)	2
☆ 22	3516944-0	2	-	-	-	-		• Drag link end	• Styrstagsända	(1205658)	1
☆ 23	971073-2	2	-	-	-	-		• Nut	• Mutter	(961977)	2
24	1228425-3	2	-	-	-	-		• Protecting bellows	• Skyddsbälg		4

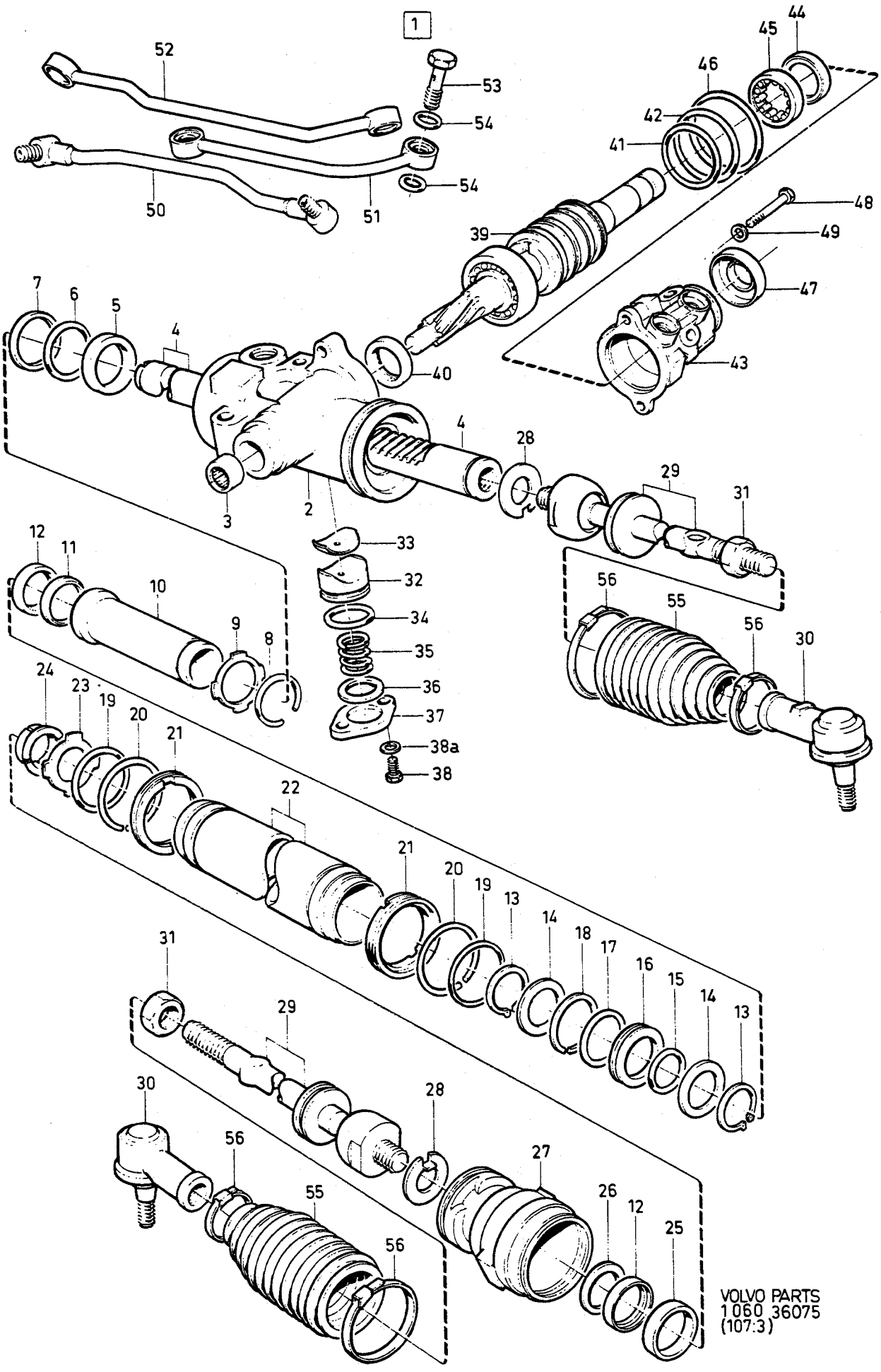

VOLVO PARTS
1 060 36075
(107:3)

A
B
C
D
E

STEERING GEAR — STYRVÄXEL

Group / Grupp 64

Page / Sida 853

P.S

Fig	Part No. Artikel nr	Quantity /Antal A	B	C	D	E	PS	Description	Benämning	Notes Anmärkning	SR
1	*(1329694)*	1	-	-	-	-	SP	Steering gear	Styrväxel	1) ZF REPL 1 PCS 3516941-6, 1 PCS 1272597-4, 4 PCS 948645-7	5
2		1	-	-	-	-	NS	•Housing	•Hus		
3	1272539-6	1	-	-	-	-		••Needle bearing	••Nållager		4
4	1272236-9	1	-	-	-	-		•Rack	•Kuggstång		4
5	1272540-4	1	-	-	-	-		•Ring	•Ring		4
6		1	-	-	-	-	KN	•O-ring	•O-ring		
7		1	-	-	-	-	KN	•Spacer ring	•Distansring		
8	1272544-6	1	-	-	-	-		•Retaining ring	•Spårring		4
9	1272545-3	1	-	-	-	-		•Washer	•Bricka		4
10		1	-	-	-	-	NS	•Spacer tube	•Distansrör		
11	1272547-9	1	-	-	-	-		•Ring	•Ring		4
12		2	-	-	-	-	KN	•Seal	•Tätning		
13	951078-5	2	-	-	-	-		•Retaining ring	•Spårring		2
14	1272550-3	2	-	-	-	-		•Washer	•Bricka		4
15		2	-	-	-	-	KN	•O-ring	•O-ring		
16	1272552-9	1	-	-	-	-		•Piston	•Kolv		4
17		1	-	-	-	-	KN	•O-ring	•O-ring		
18		1	-	-	-	-	KN	•Piston ring	•Kolvring		
19		2	-	-	-	-	KN	•O-ring	•O-ring		
20	1272556-0	2	-	-	-	-		•Retaining ring	•Spårring		4
21	1272557-8	2	-	-	-	-		•Retaining ring	•Spårring		4
22		1	-	-	-	-	NS	•Cylinder tube	•Cylinderrör		
23	1272559-4	1	-	-	-	-		•Washer	•Bricka		4
24	1272560-2	1	-	-	-	-		•Bearing sleeve	•Lagerhylsa		4
25	1272561-0	1	-	-	-	-		•Bearing	•Lager		3
26	1272562-8	1	-	-	-	-		•Washer	•Bricka		4
27		1	-	-	-	-	NS	•End piece	•Ändstycke		
28	1272564-4	2	-	-	-	-		•Lock washer	•Låsbricka		4
☆ 29	3530167-0	2	-	-	-	-		•Steering rod	•Styrstag	(1228386)	2
☆ 30	3516944-0	2	-	-	-	-		•Drag link end	•Styrstagsända	(1205658)	1
☆ 31	971073-2	2	-	-	-	-		•Nut	•Mutter	(961977)	2
32		1	-	-	-	-	NS	•Operating piston	•Ansättningskolv		
33	1272566-9	1	-	-	-	-		•Sliding block	•Glidstycke		4
34	1228414-7	1	-	-	-	-	IK	•O-ring	•O-ring		4
35	1273561-9	1	-	-	-	-		•Spring	•Fjäder		3
36	1272680-8	X	-	-	-	-		•Spacer washer	•Distansbricka	THK 2,10 mm	4
	1272681-6	X	-	-	-	-		•Spacer washer	•Distansbricka	THK 2,15 mm	4
	1272682-4	X	-	-	-	-		•Spacer washer	•Distansbricka	THK 2,20 mm	4
	1272683-2	X	-	-	-	-		•Spacer washer	•Distansbricka	THK 2,25 mm	4
	1272684-0	X	-	-	-	-		•Spacer washer	•Distansbricka	THK 2,30 mm	4
	1272685-7	X	-	-	-	-		•Spacer washer	•Distansbricka	THK 2,35 mm	4
	1272686-5	X	-	-	-	-		•Spacer washer	•Distansbricka	THK 2,40 mm	4
	1272687-3	X	-	-	-	-		•Spacer washer	•Distansbricka	THK 2,45 mm	4
	1272688-1	X	-	-	-	-		•Spacer washer	•Distansbricka	THK 2,50 mm	4
	1272689-9	X	-	-	-	-		•Spacer washer	•Distansbricka	THK 2,55 mm	4
	1272690-7	X	-	-	-	-		•Spacer washer	•Distansbricka	THK 2,60 mm	4
	1272691-5	X	-	-	-	-		•Spacer washer	•Distansbricka	THK 2,65 mm	4
	1272692-3	X	-	-	-	-		•Spacer washer	•Distansbricka	THK 2,70 mm	4
	1272693-1	X	-	-	-	-		•Spacer washer	•Distansbricka	THK 2,75 mm	4
	1272694-9	X	-	-	-	-		•Spacer washer	•Distansbricka	THK 2,80 mm	4
	1272695-6	X	-	-	-	-		•Spacer washer	•Distansbricka	THK 2,85 mm	4
	1272696-4	X	-	-	-	-		•Spacer washer	•Distansbricka	THK 2,90 mm	4
37	1272569-3	1	-	-	-	-		•Cover	•Lock		4
38	955294-4	2	-	-	-	-		•Screw	•Skruv		2
38a	941907-8	2	-	-	-	-		•Spring washer	•Fjäderbricka		2
39		1	-	-	-	-	NS	•Valve	•Ventil		
40	351916-2	1	-	-	-	-	IK	•Sealing ring	•Tätningsring		3

1) Service plate marked 3. / Serviceskylten märkt 3.

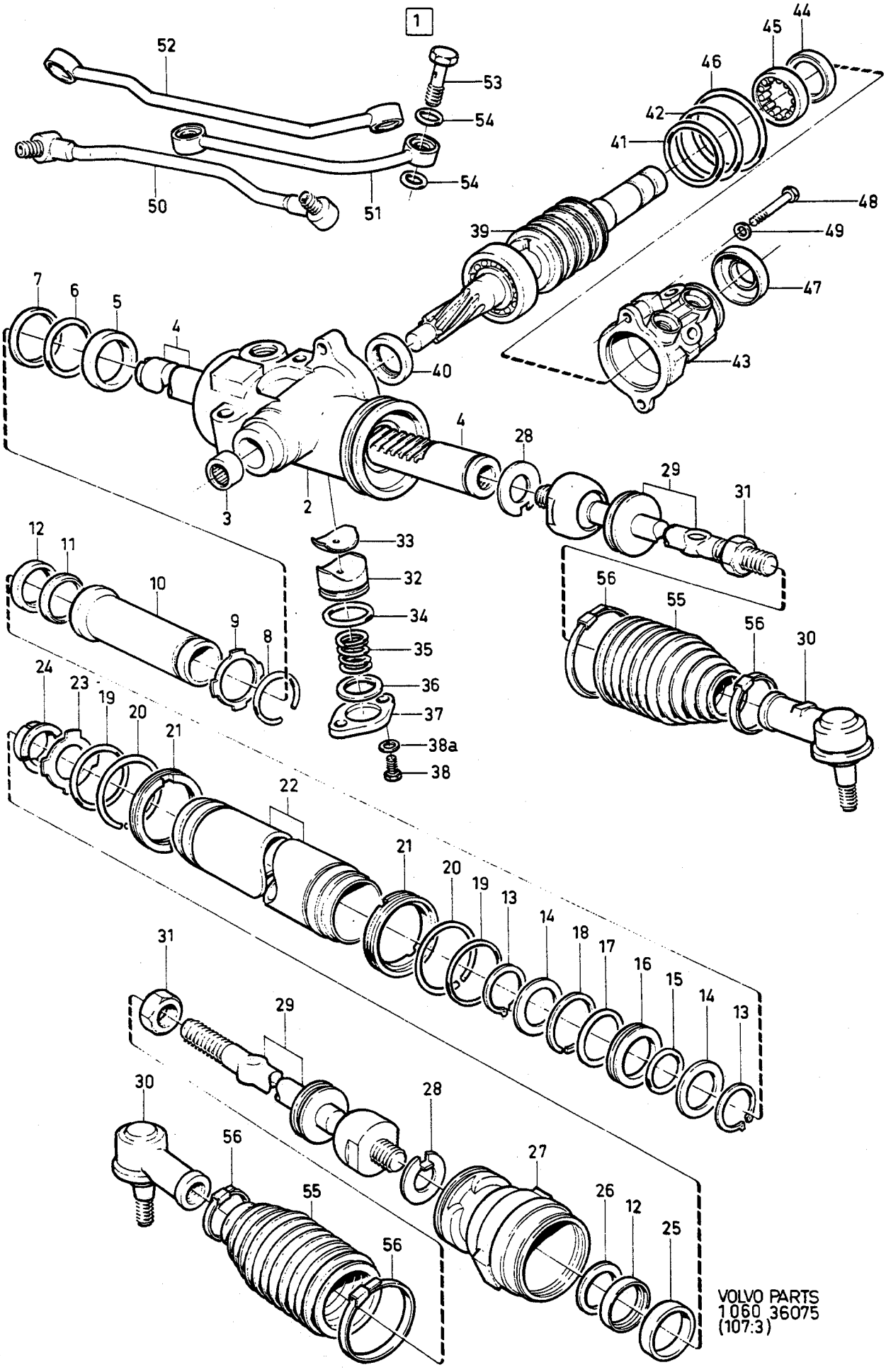

VOLVO PARTS
1 060 36075
(107:3)

A
B
C
D
E

STEERING GEAR STYRVÄXEL

Group Grupp 64

Page Sida 855

P.S

Fig	Part No. Artikel nr	Quantity /Antal A	B	C	D	E	P S	Description	Benämning	Notes Anmärkning	S R
41		4	-	-	-	-	KN	•O-ring	•O-ring		
42		4	-	-	-	-	KN	•O-ring	•O-ring		
43	1273572-6	1	-	-	-	-		•Valve housing	•Ventilhus		4
44	1273571-8	1	-	-	-	-	IK	•Seal	•Tätning		4
45	1273570-0	1	-	-	-	-		•Roller bearing	•Rullager		4
46	1273562-7	1	-	-	-	-	IK	•O-ring	•O-ring		4
47	1272585-9	1	-	-	-	-		•Protecting casing	•Skyddskåpa		4
48	959220-5	2	-	-	-	-		•Screw	•Skruv		2
49	955894-1	2	-	-	-	-		•Washer	•Bricka		2
50	1330285-6	1	-	-	-	-		•Oil pipe	•Oljerör		4
51	1273566-8	1	-	-	-	-		•Oil pipe	•Oljerör		4
52	1330286-4	1	-	-	-	-		•Oil pipe	•Oljerör		4
53	1272592-5	4	-	-	-	-		•Hollow screw	•Hålskruv		4
54	925056-4	8	-	-	-	-	IK	•O-ring	•O-ring		2
55	1228425-3	2	-	-	-	-		•Protecting bellows	•Skyddsbälg		4
56	948211-8	4	-	-	-	-		•Strip clamp	•Bandklamma		2
	271562-1	1	-	-	-	-		Sealing kit	Tätningssats	SEE 64•867	2

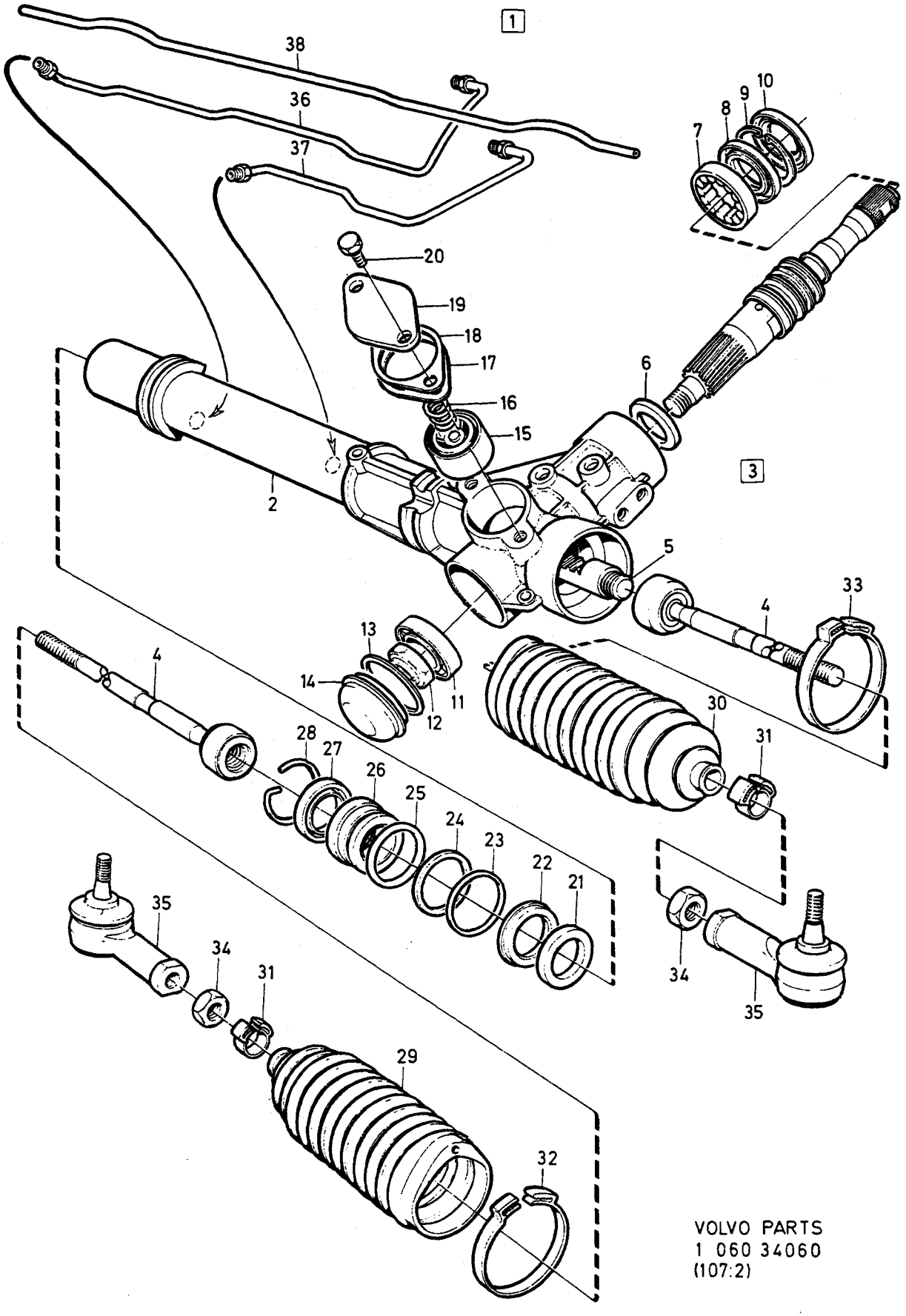

VOLVO PARTS
1 060 34060
(107:2)

A L.H.D
B R.H.D
C
D
E

STEERING GEAR — STYRVÄXEL

Group / Grupp 64

Page / Sida 857

P.S

Fig	Part No. / Artikel nr	Quantity / Antal A	B	C	D	E	PS	Description	Benämning	Notes / Anmärkning	SR
☆ 1	3516941-6	1	-	-	-	-		Steering gear	Styrväxel	(1329998) CAM	5
	5003602-9	1	-	-	-	-	EU	Steering gear, exch	Styrväxel, bytes		4
☆	3516942-4	-	1	-	-	-		Steering gear	Styrväxel	(1329999) CAM	5
	5003603-7	-	1	-	-	-	EU	Steering gear, exch	Styrväxel, bytes		4
2		1	-	-	-	-	NS	• Housing	• Hus		
		-	1	-	-	-	NS	• Housing	• Hus		
3		1	1	-	-	-	NS	• Gear complete	• Kuggdrev komplett		
4	1272947-1	2	2	-	-	-		• Steering rod	• Styrstag		2
5	1330234-4	1	-	-	-	-		• Rack	• Kuggstång		4
		-	1	-	-	-	NS	• Rack	• Kuggstång		
● 6		1	1	-	-	-	KN	• Seal	• Tätning		
7		1	1	-	-	-	KN	• Bearing	• Lager		
8		1	1	-	-	-	KN	• Seal	• Tätning		
9		1	1	-	-	-	KN	• Lock ring	• Låsring		
10		1	1	-	-	-	KN	• Dust cover	• Dammskydd		
11		1	1	-	-	-	KN	• Bearing	• Lager		
● 12	963921-2	1	1	-	-	-	IK	• Nut	• Mutter		2
13	1330257-5	1	1	-	-	-	IK	• Retaining ring	• Spårring		3
14	1330256-7	1	1	-	-	-	IK	• Cover	• Lock		4
15	1272926-5	1	1	-	-	-	IK	• Operating piston	• Ansättningskolv		4
16	1329652-0	1	1	-	-	-	IK	• Spring	• Fjäder		3
17	1272972-9	X	X	-	-	-	IK	• Shim	• Justerbleck	THK 0,04 mm	4
	1272973-7	X	X	-	-	-	IK	• Shim	• Justerbleck	THK 0,06 mm	4
	1272974-5	X	X	-	-	-	IK	• Shim	• Justerbleck	THK 0,07 mm	4
18	1272975-2	1	1	-	-	-	IK	• Shim	• Justerbleck	THK 0,13 mm	4
19	1206921-7	1	1	-	-	-		• Cover	• Lock		4
20	955296-9	2	2	-	-	-		• Screw	• Skruv		2
21	1273593-2	1	1	-	-	-	IK	• Support ring	• Stödring		4
22	1272939-8	1	1	-	-	-	IK	• Seal	• Tätning		4
23	1359700-0	1	1	-	-	-	IK	• O-ring	• O-ring		2
24	1359701-8	1	1	-	-	-	IK	• Piston ring	• Kolvring		3
25	1206998-5	1	1	-	-	-	IK	• O-ring	• O-ring		4
26	1272936-4	1	1	-	-	-	IK	• Bushing	• Bussning		4
27	1272933-1	1	1	-	-	-	IK	• Seal	• Tätning		4
28	1272943-0	1	1	-	-	-	IK	• Locking wire	• Låstråd		4
29		1	1	-	-	-	KN	• Protecting bellows	• Skyddsbälg		
● 30		1	1	-	-	-	KN	• Protecting bellows	• Skyddsbälg		
31	1329649-6	2	2	-	-	-		• Clamp	• Klamma		3
32	1273390-3	1	1	-	-	-		• Clamp	• Klamma		3
33	1273389-5	1	1	-	-	-		• Clamp	• Klamma		3
☆ 34	971073-2	2	2	-	-	-		• Nut	• Mutter	(961977)	2
☆ 35	3516944-0	2	2	-	-	-		• Drag link end	• Styrstagsända		1
● 36	1330232-8	1	-	-	-	-		• Oil pipe	• Oljerör		4
	1330233-6	-	1	-	-	-		• Oil pipe	• Oljerör		4
37	1330228-6	1	-	-	-	-		• Oil pipe	• Oljerör		4
	1330231-0	-	1	-	-	-		• Oil pipe	• Oljerör		4
38	1272941-4	1	1	-	-	-		• By-pass pipe	• Överströmningsrör		4
	270563-0	1	1	-	-	-		Repair kit	Reparationssats	(271568)	
										SEE 64 • 869	2
☆	270882-4	1	1	-	-	-		Bellows kit replacement of bellows	Bälgsats byte av skyddsbälg	R.H./L.H.D, SEE 64 • 869 L.H./R.H.D	2
☆	270881-6	1	1	-	-	-		Bellows kit replacement of bellows	Bälgsats byte av skyddsbälg	L.H./L.H.D, SEE 64 • 869 R.H./R.H.D	2

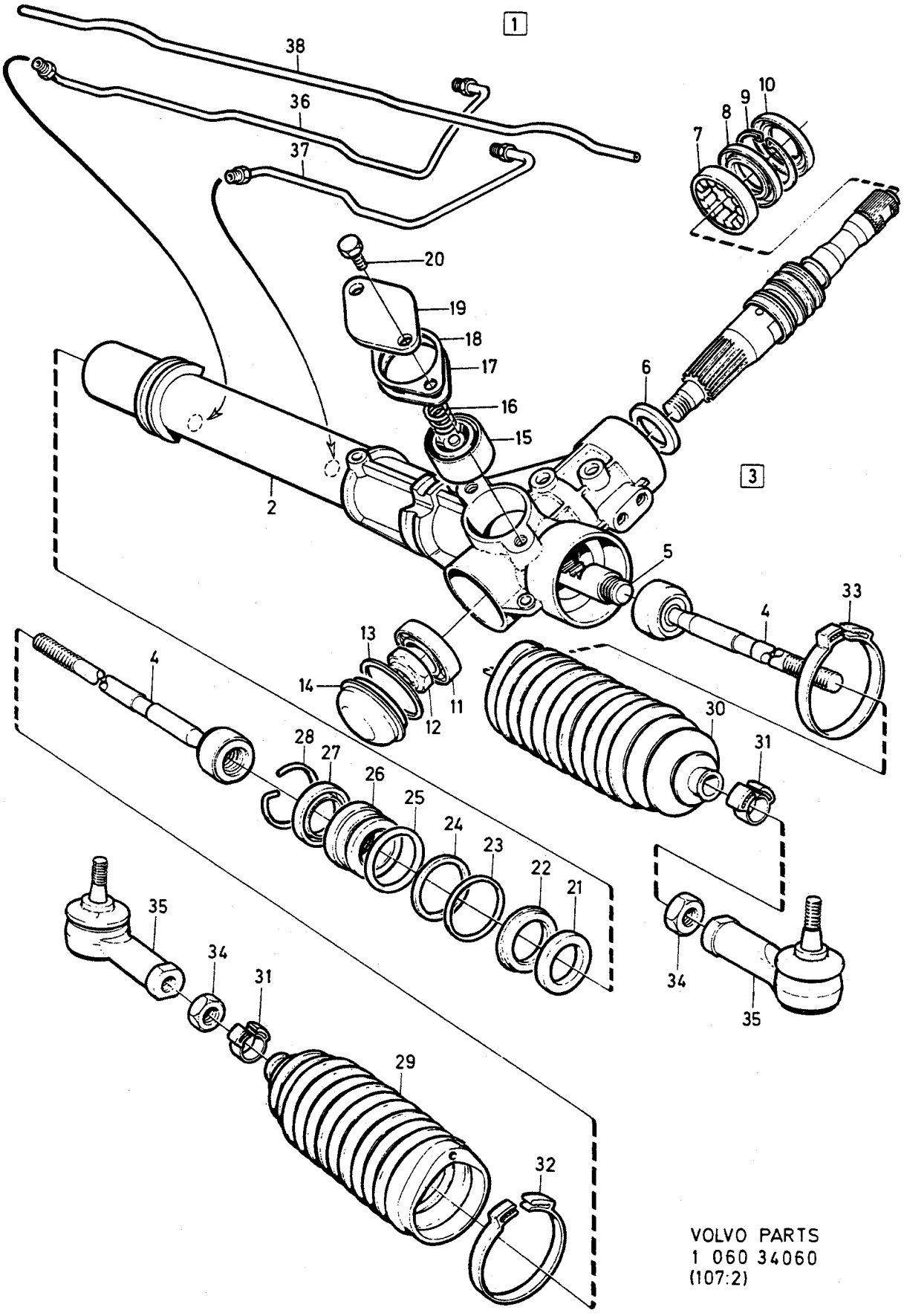

VOLVO PARTS
1 060 34060
(107:2)

A B C D E	L.H.D R.H.D	STEERING GEAR STYRVÄXEL P.S	Group Grupp 64 Page Sida 859

Fig	Part No. Artikel nr	Quantity /Antal A	B	C	D	E	PS	Description	Benämning	Notes Anmärkning	SR
	271558-9	1	1	-	-	-		Repair kit dust cover, seals	Reparationssats dammskydd, tätningar	SEE **64**•869	2

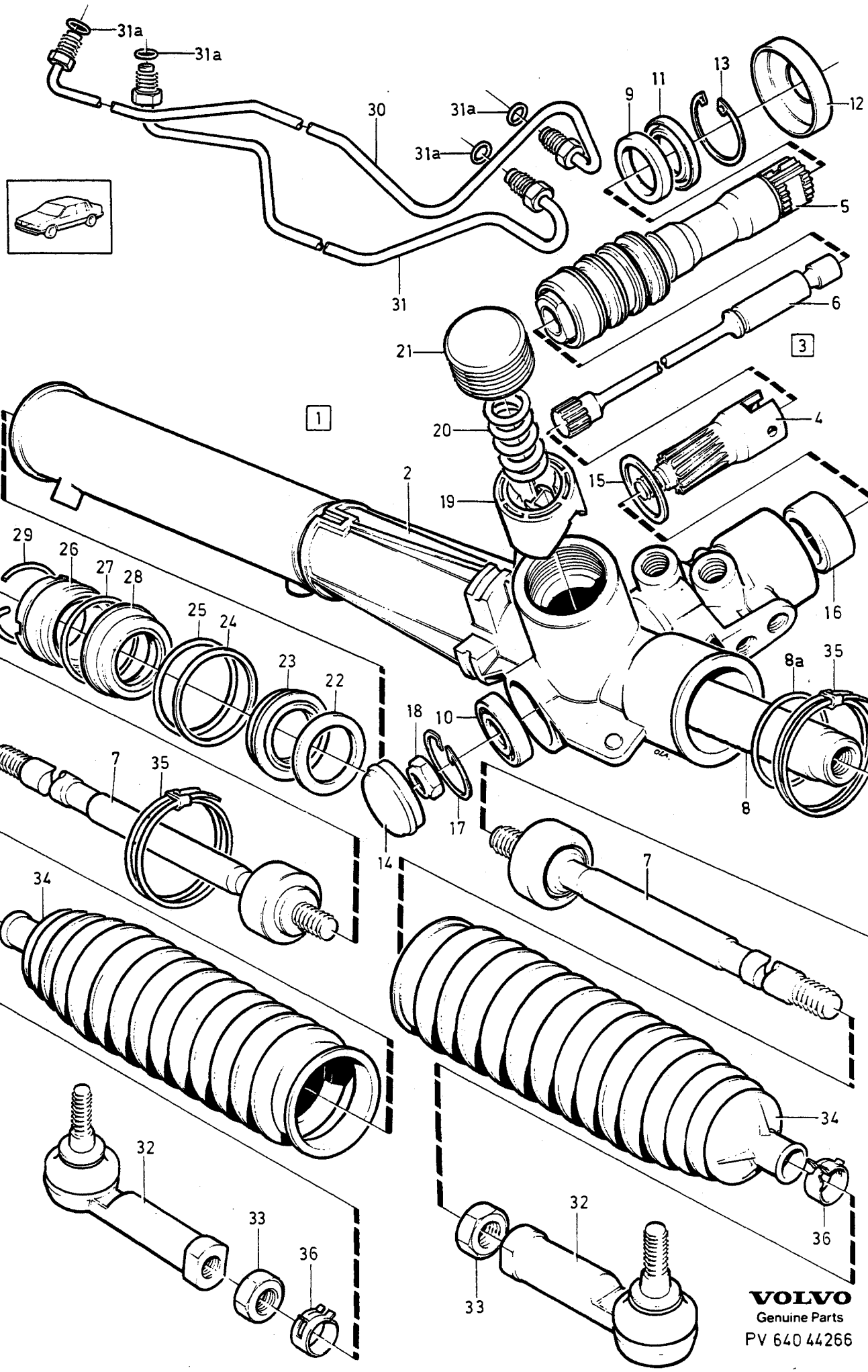
31a
31a
30
31a
31a
31
9
11
13
12
5
6
3
21
20
19
2
1
4
15
16
29
26
27
28
25
24
23
22
18
10
17
14
8a
35
8
7
35
34
7
34
32
33
36
32
33
36
VOLVO
Genuine Parts
PV 640 44266

A	L.H.D
B	R.H.D
C	
D	
E	

STEERING GEAR — STYRVÄXEL

Group / Grupp: 64

Page / Sida: 861

P.S

Fig	Part No. / Artikel nr	Quantity /Antal A	B	C	D	E	PS	Description	Benämning	Notes / Anmärkning	SR
☆ 1	3516941-6	1	-	-	-	-		Steering gear	Styrväxel	(1359900)CAM	5
	5003666-4	1	-	-	-	-	EU	Steering gear, exch	Styrväxel, bytes		5
☆	3516942-4	-	1	-	-	-		Steering gear	Styrväxel	(1359901) CAM	5
	5003667-2	-	1	-	-	-	EU	Steering gear, exch	Styrväxel, bytes		5
2		1	1	-	-	-	NS	• Housing	• Hus		
3		1	1	-	-	-	NS	• Valve	• Ventil		
4		1	1	-	-	-	NS	•• Gear complete	•• Kuggdrev komplett		
5		1	1	-	-	-	NS	•• Input shaft	•• Ingående axel		
6		1	1	-	-	-	NS	•• Torsion bar	•• Torsionsstav		
7	1387451-6	2	2	-	-	-		• Steering rod	• Styrstag		2
8	1387445-8	1	1	-	-	-		• Rack	• Kuggstång		4
8a	1387866-5	1	1	-	-	-		• O-ring	• O-ring		4
9		1	1	-	-	-	NS	• Bushing	• Bussning		
10		1	1	-	-	-	KN	• Bearing	• Lager		
11		1	1	-	-	-	NS	• Seal	• Tätning		
12		1	1	-	-	-	NS	• Dust cap	• Dammskydd		
13		1	1	-	-	-	NS	• Retaining ring	• Spårring		
14	1330256-7	1	1	-	-	-	IK	• Cover	• Lock		4
15		1	1	-	-	-	KN	• Seal	• Tätning		
16	1277730-6	1	1	-	-	-	IK	• Bushing	• Bussning		4
17	1330257-5	1	1	-	-	-	IK	• Retaining ring	• Spårring		3
18	963921-2	1	1	-	-	-	IK	• Nut	• Mutter		2
19	1272926-5	1	1	-	-	-	IK	• Operating piston	• Ansättningskolv		4
20	1387644-6	1	1	-	-	-	IK	• Spring	• Fjäder		3
☆ 21	1359667-1	1	1	-	-	-		• Cover	• Lock	(1387435)	4
22	1273593-2	1	1	-	-	-	IK	• Support ring	• Stödring		4
23	1272939-8	1	1	-	-	-	IK	• Seal	• Tätning		4
24	1359701-8	1	1	-	-	-	IK	• Piston ring	• Kolvring		3
25	1359700-0	1	1	-	-	-	IK	• O-ring	• O-ring		2
26	1359665-5	1	1	-	-	-	IK	• Bushing	• Bussning		4
27	1359663-0	1	1	-	-	-	IK	•• O-ring	•• O-ring		2
28	1272939-8	1	1	-	-	-	IK	•• Seal	•• Tätning		4
29	1272943-0	1	1	-	-	-	IK	• Locking wire	• Låstråd		4
30	1387450-8	1	-	-	-	-		• Oil pipe long	• Oljerör långt		4
	1387443-3	-	1	-	-	-		• Oil pipe long	• Oljerör långt		4
31	1387449-0	1	-	-	-	-		• Oil pipe short	• Oljerör kort		4
	1387442-5	-	1	-	-	-		• Oil pipe short	• Oljerör kort		4
31a	1387453-2	1	1	-	-	-		• O-ring	• O-ring		3
☆ 32	3516944-0	2	2	-	-	-		• Drag link end	• Styrstagsända	(1205658)	1
☆ 33	971073-2	2	2	-	-	-	IK	• Nut	• Mutter	(961977)	2
34		2	2	-	-	-	KN	• Protecting bellows	• Skyddsbälg		
35	1387840-0	2	2	-	-	-	IK	• Clamp	• Klamma	(1387434)	3
36	1387437-5	2	2	-	-	-	IK	• Clamp outer	• Klamma yttre		3
	270597-8	2	2	-	-	-		Repair kit replacement of bellows	Reparationssats byte av skyddsbälg	SEE 64 • 869	2
	271570-4	1	1	-	-	-		Repair kit	Reparationssats	SEE 64 • 869	2

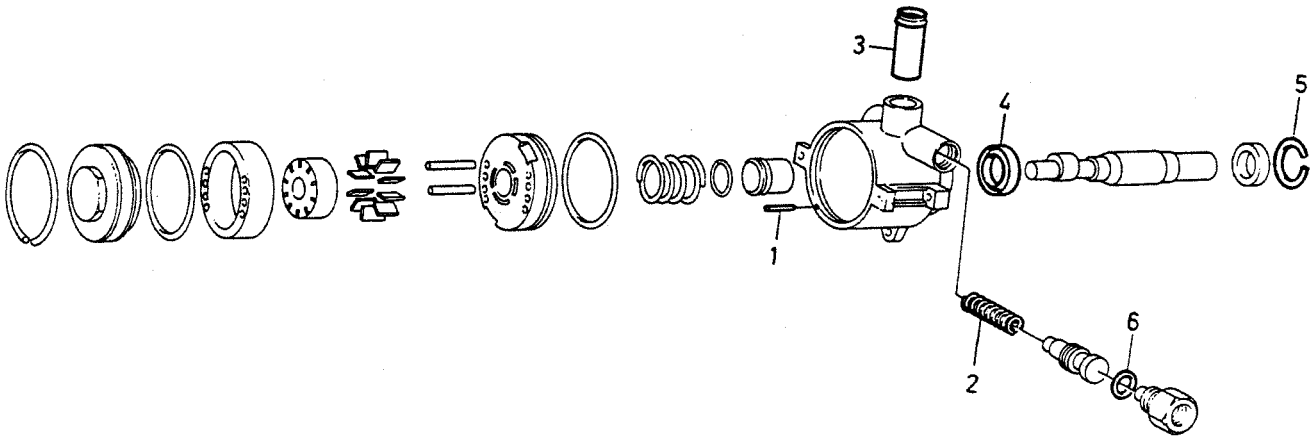

VOLVO
Genuine Parts
PV 640 53264

A B C D E	1359649, 1359652	SERVO PUMP SERVOPUMP SAGINAW	Group Grupp 64 Page Sida 863

	Fig	Part No. Artikel nr	Quantity /Antal A	B	C	D	E	PS	Description	Benämning	Notes Anmärkning	SR
☆	1	271311-3	1	-	-	-	-		Locating pin	Styrpinne		4
☆	2	3342655-2	1	-	-	-	-		Spring	Fjäder		3
☆	3	271310-5	1	-	-	-	-		Sleeve	Hylsa		4
☆	4	271312-1	1	-	-	-	-		Sealing ring	Tätningsring		2
☆	5	271314-7	1	-	-	-	-		Retaining ring	Spårring		3
	6	1272426-6	1	-	-	-	-	IK	O-ring	O-ring		4

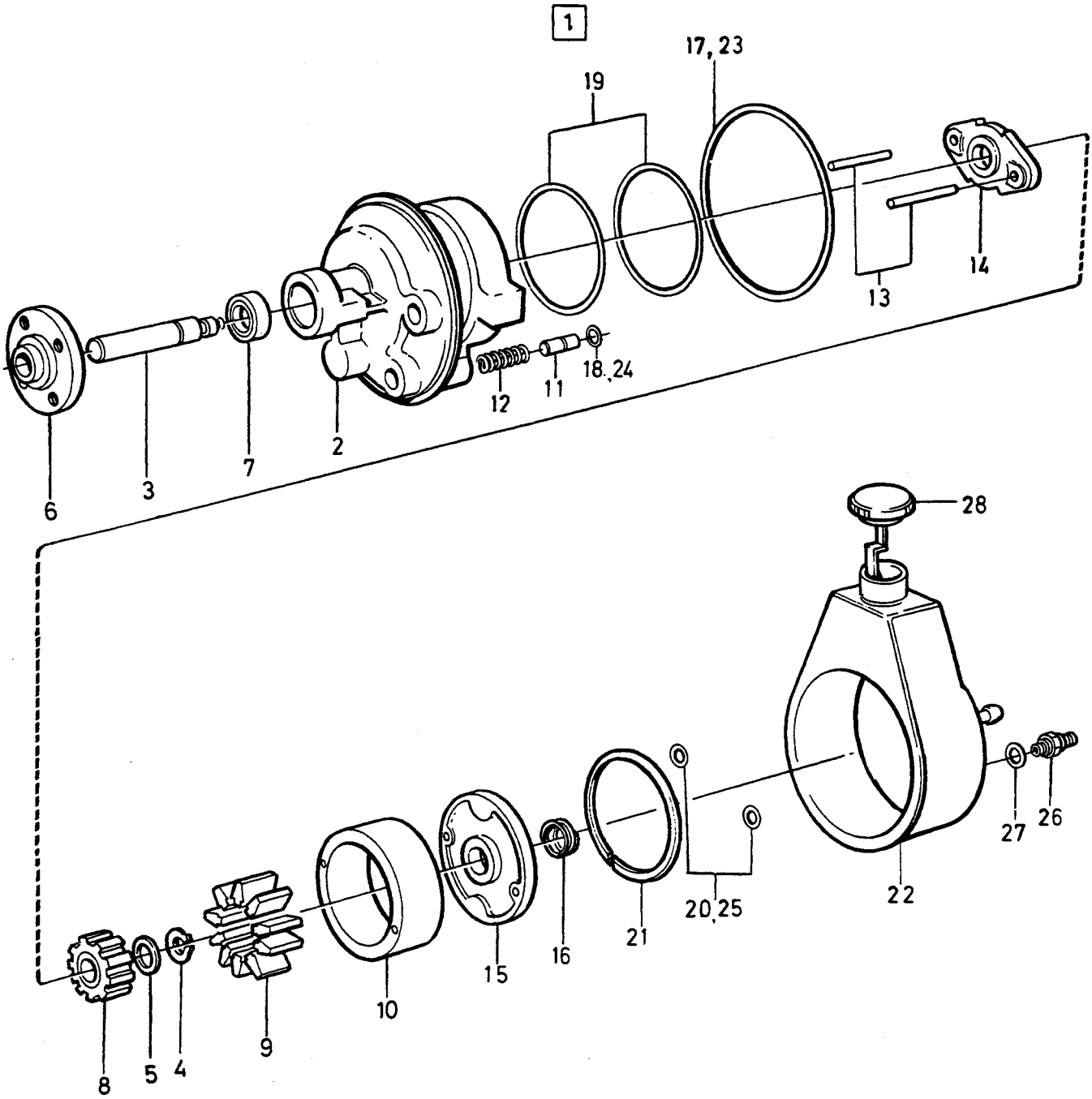

©VOLVO
Genuine Parts

A
B
C
D
E

SERVO PUMP OIL RESERVOIR — SERVOPUMP OLJEBEHÅLLARE

Group / Grupp 64

Page / Sida 865

Fig	Part No. / Artikel nr	Quantity / Antal A	B	C	D	E	PS	Description	Benämning	Notes / Anmärkning	SR
1	1273973-6	1	-	-	-	-		Servo pump	Servopump	B28	5
	1359116-9	-	1	-	-	-		Servo pump	Servopump		5
2		1	1	-	-	-	NS	• Housing	• Hus		
3		1	1	-	-	-	KN	• Axle shaft	• Drivaxel		
4		1	1	-	-	-	KN	• Retaining ring	• Spårring		
5		1	1	-	-	-	KN	• Lock ring	• Låsring		
6	464538-8	1	1	-	-	-		• Hub	• Nav		4
7	1272412-6	1	1	-	-	-		• Seal	• Tätning		4
8		1	1	-	-	-	KN	• Rotor	• Rotor		
9		1	1	-	-	-	KN	• Vane	• Vinge		
10		1	1	-	-	-	KN	• Ring	• Ring		
11		1	1	-	-	-	KN	• Valve	• Ventil		
12		1	1	-	-	-	KN	• Spring	• Fjäder		
13	1272427-4	2	2	-	-	-		• Locating pin	• Styrpinne		4
14		1	1	-	-	-	NS	• Plate	• Platta		
15	1329588-6	1	-	-	-	-		• Plate	• Platta		4
	1329586-0	-	1	-	-	-		• Plate	• Platta		4
16	1329589-4	1	1	-	-	-		• Spring	• Fjäder		4
17		1	1	-	-	-	KN	• O-ring	• O-ring		
18		1	1	-	-	-	KN	• O-ring	• O-ring		
19		2	2	-	-	-	KN	• O-ring	• O-ring		
20		2	2	-	-	-	KN	• O-ring	• O-ring		
21	1272431-6	1	1	-	-	-	IK	• Retaining ring	• Spårring		4
22		1	1	-	-	-	KN	• Oil reservoir	• Oljebehållare		
23		1	1	-	-	-	KN	• O-ring	• O-ring		
24		1	1	-	-	-	KN	• O-ring	• O-ring		
25		1	1	-	-	-	KN	• O-ring	• O-ring		
26	1272425-8	1	1	-	-	-		• Fitting	• Förskruvning		4
27	1272426-6	1	1	-	-	-		• O-ring	• O-ring		4
28	1330839-0	-	1	-	-	-		• Cover	• Lock		4
	273935-7	1	-	-	-	-		Drive shaft kit	Drivaxelsats	SEE **64**•871	2
	273881-3	1	1	-	-	-		Circlip kit	Låsringsats	SEE **64**•871	2
	273901-9	1	-	-	-	-		Rotor kit	Rotorsats	SEE **64**•871	2
	273905-0	1	1	-	-	-		Valve kit	Ventilsats	SEE **64**•871	2
	1272411-8	1	1	-	-	-		Sealing kit	Tätningssats	REPL 1 PCS 855735-7, SEE **64**•871 1 PCS 1272431-6.	2
	273906-8	1	-	-	-	-		Repair kit	Reparationssats	SEE **64**•871	2
	1272422-5	-	1	-	-	-		Repair kit	Reparationssats	SEE **64**•871	3

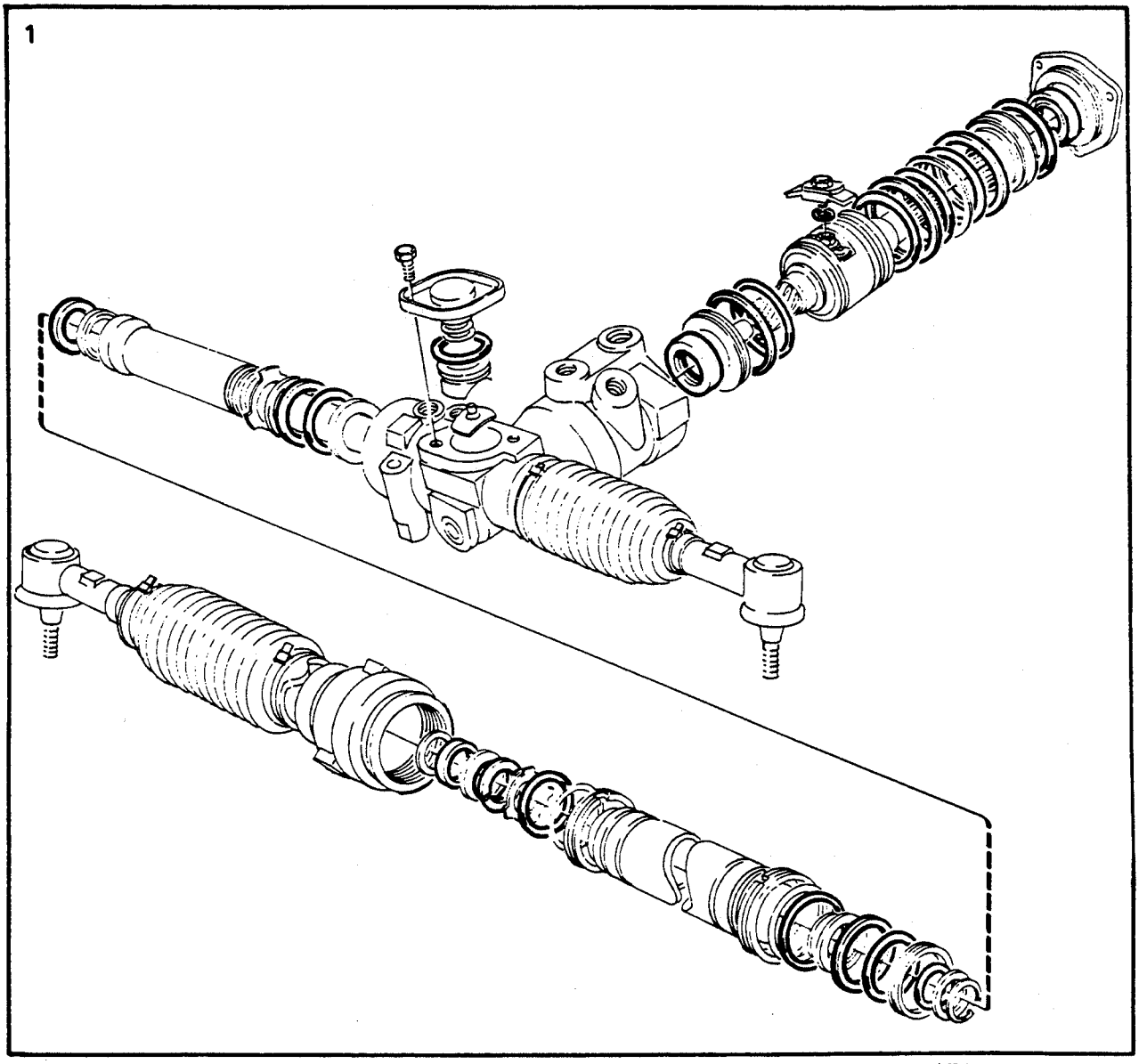

VOLVO PARTS
1 101 24612
(111:5)

A B C D E		REPAIR KITS STEERING GEAR	REPARATIONSSATS STYRVÄXEL	Group Grupp 64
		1329694		Page Sida 867

Fig	Part No. Artikel nr	Quantity /Antal					P S	Description	Benämning	Notes Anmärkning	S R
		A	B	C	D	E					
1	271562-1	1	-	-	-	-		Sealing kit	Tätningssats		2

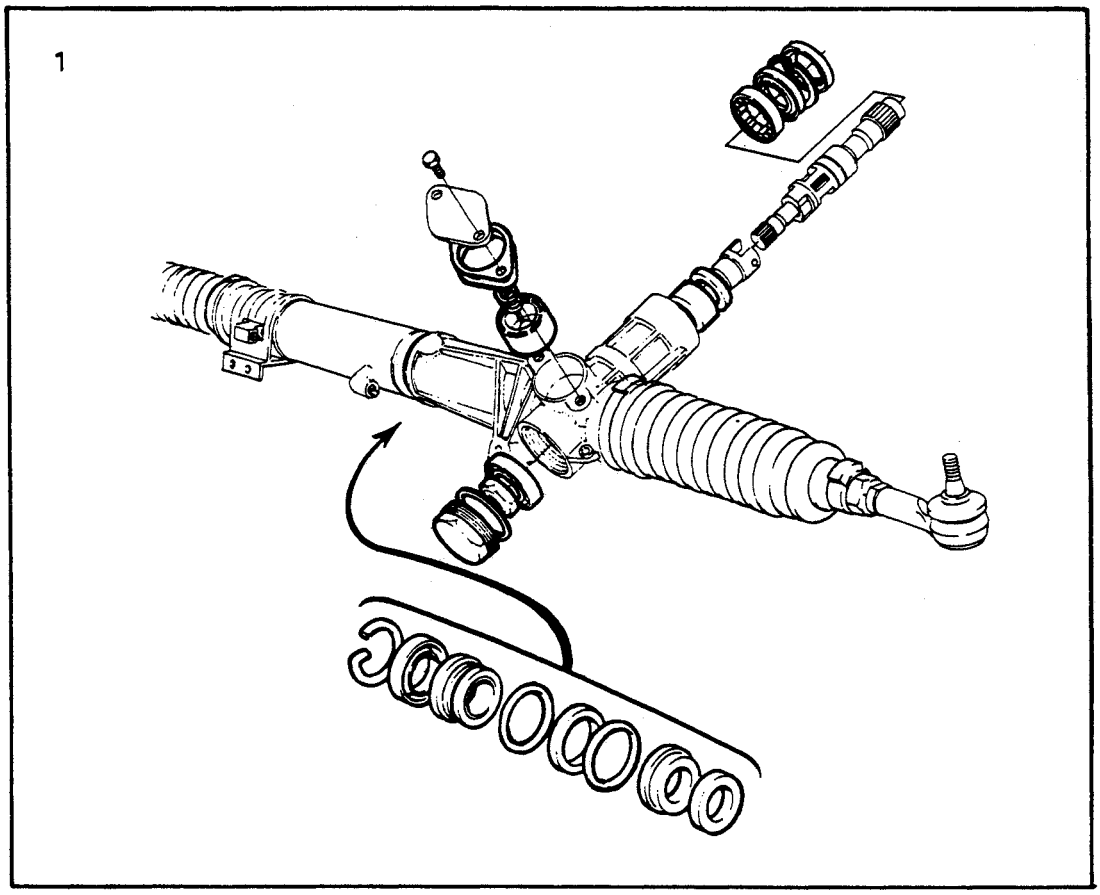

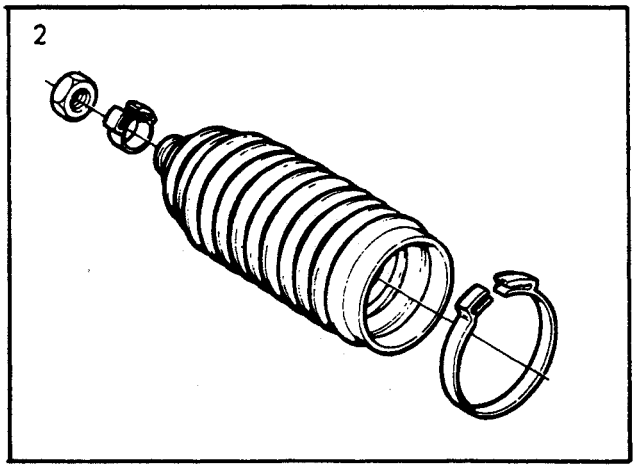

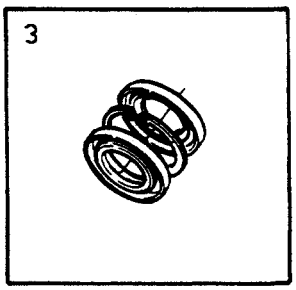

VOLVO PARTS
1 101 34890
(111:5)

A	1329998
B	1329999
C	
D	
E	

REPAIR KITS STEERING GEAR — REPARATIONSSATS STYRVÄXEL

Group Grupp 64

Page Sida 869

Fig	Part No. Artikel nr	Quantity /Antal A	B	C	D	E	PS	Description	Benämning	Notes Anmärkning	SR
1	270563-0	1	-	-	-	-		Repair kit	Reparationssats	(271568)	2
	271570-4	-	1	-	-	-		Repair kit	Reparationssats		2
☆ 2	270882-4	1	-	-	-	-		Bellows kit replacement of bellows	Bälgsats byte av skyddsbälg ...		2
	270597-8	-	1	-	-	-		Repair kit replacement of bellows	Reparationssats byte av skyddsbälg		2
☆	270881-6	1	-	-	-	-		Bellows kit replacement of bellows	Bälgsats byte av skyddsbälg ...		2
	271541-5	1	-	-	-	-		Repair kit replacement of bellows	Reparationssats byte av skyddsbälg	L.H.	2
	271543-1	1	-	-	-	-		Repair kit replacement of bellows	Reparationssats byte av skyddsbälg	R.H.	2
3	271558-9	1	-	-	-	-		Repair kit dust cover, seals	Reparationssats dammskydd, tätningar		2

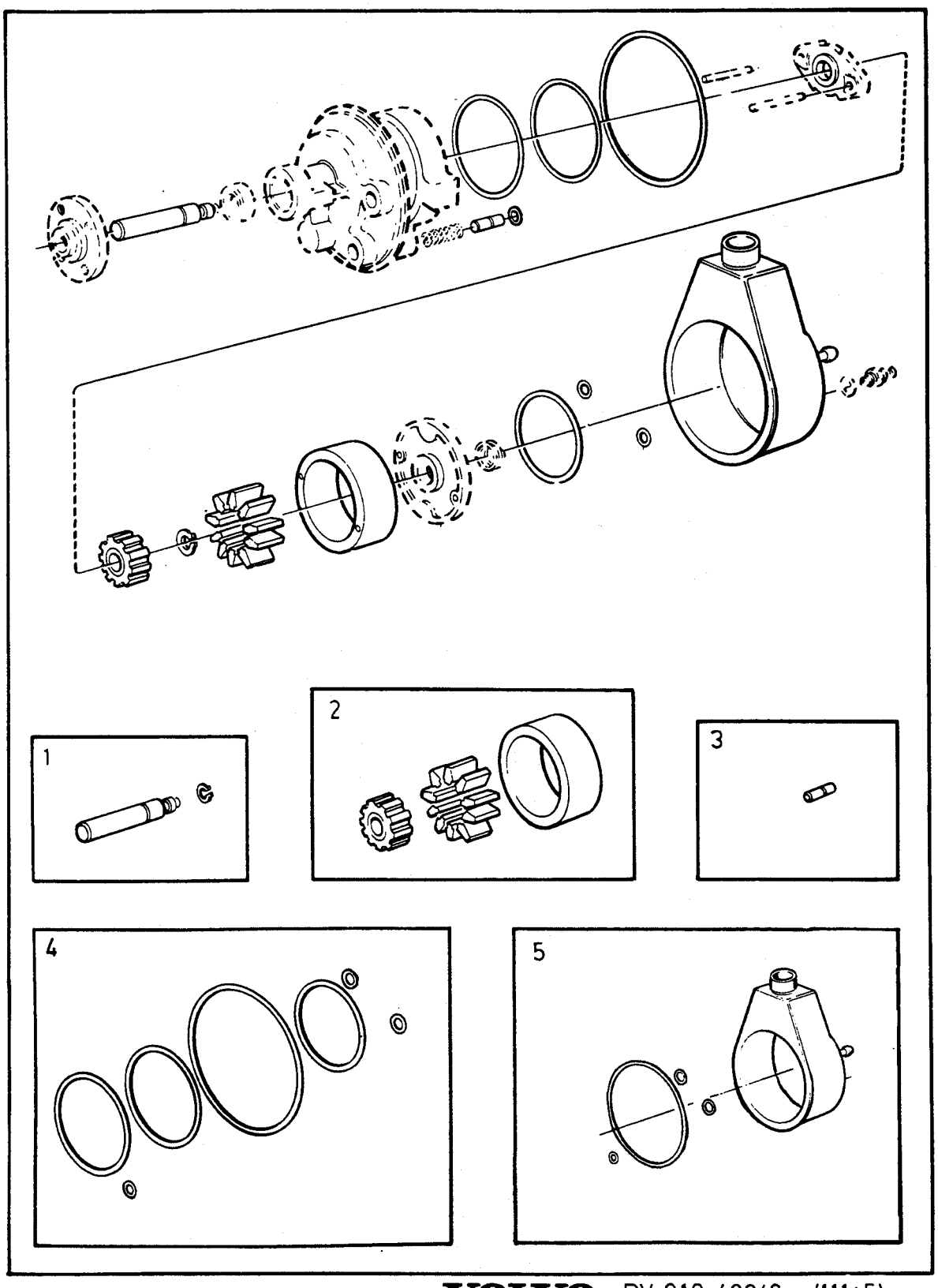
1
2
3
4
5

A	1273973	REPAIR KITS SERVO PUMP	REPARATIONSSATS SERVOPUMP
B	1359116		
C			
D			
E			

Group / Grupp: 64

Page / Sida: 871

Fig	Part No. / Artikel nr	Quantity / Antal A	B	C	D	E	PS	Description	Benämning	Notes / Anmärkning	SR
1	273935-7	1	-	-	-	-		Drive shaft kit	Drivaxelsats		2
2	273901-9	1	-	-	-	-		Rotor kit	Rotorsats		2
3	273905-0	1	1	-	-	-		Valve kit	Ventilsats		2
4	1272411-8	1	1	-	-	-		Sealing kit	Tätningssats	REPL.1 PCS 855735-7, 1 PCS 1272431-6.	2
5	273906-8	1	-	-	-	-		Repair kit	Reparationssats		2
	1272422-5	-	1	-	-	-		Repair kit	Reparationssats		3
	273881-3	1	1	-	-	-		Circlip kit	Låsringsats		2

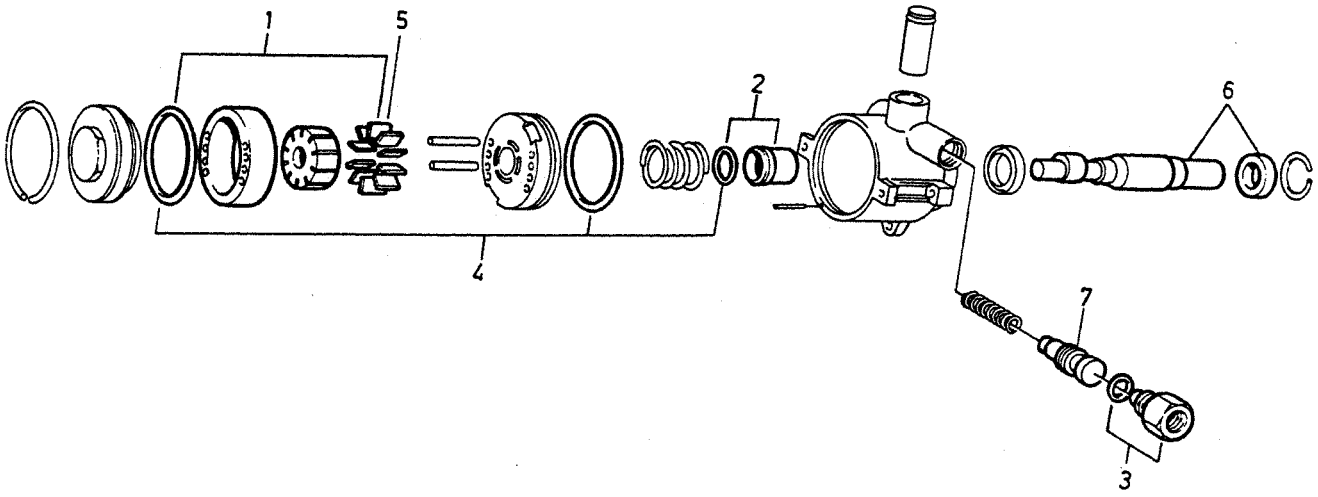

VOLVO
Genuine Parts
PV 640 53265

A
B
C
D
E

REPAIR KITS
SERVO PUMP

REPARATIONSSATS
SERVOPUMP

Group
Grupp
64

Page
Sida
873

Fig	Part No. Artikel nr	Quantity /Antal A	B	C	D	E	P S	Description	Benämning	Notes Anmärkning	S R
☆ 1	271302-2	1	-	-	-	-		Rotor kit	Rotorsats		3
☆ 2	271304-8	1	-	-	-	-		Repair kit	Reparationssats		3
☆ 3	271305-5	1	-	-	-	-		Repair kit	Reparationssats		2
☆ 4	3342651-1	1	-	-	-	-		Sealing kit	Tätningssats		2
☆ 5	3342658-6	1	-	-	-	-		Repair kit	Reparationssats		3
☆ 6	271313-9	1	-	-	-	-		Repair kit	Reparationssats		3
☆ 7	271337-8	1	-	-	-	-		Valve kit	Ventilsats		3

A B C D E		SUB GROUP REAR SUSPENSION	UNDERGRUPP BAKHJULSUPPHÄNGNING	Group Grupp 65 Page Sida 875

Fig	Part No. Artikel nr	Quantity /Antal A	B	C	D	E	P S	Description	Benämning	Notes Anmärkning	S R
		-	-	-	-	-		Rear suspension	Bakaxelupphängning	SEE 65 - 377	

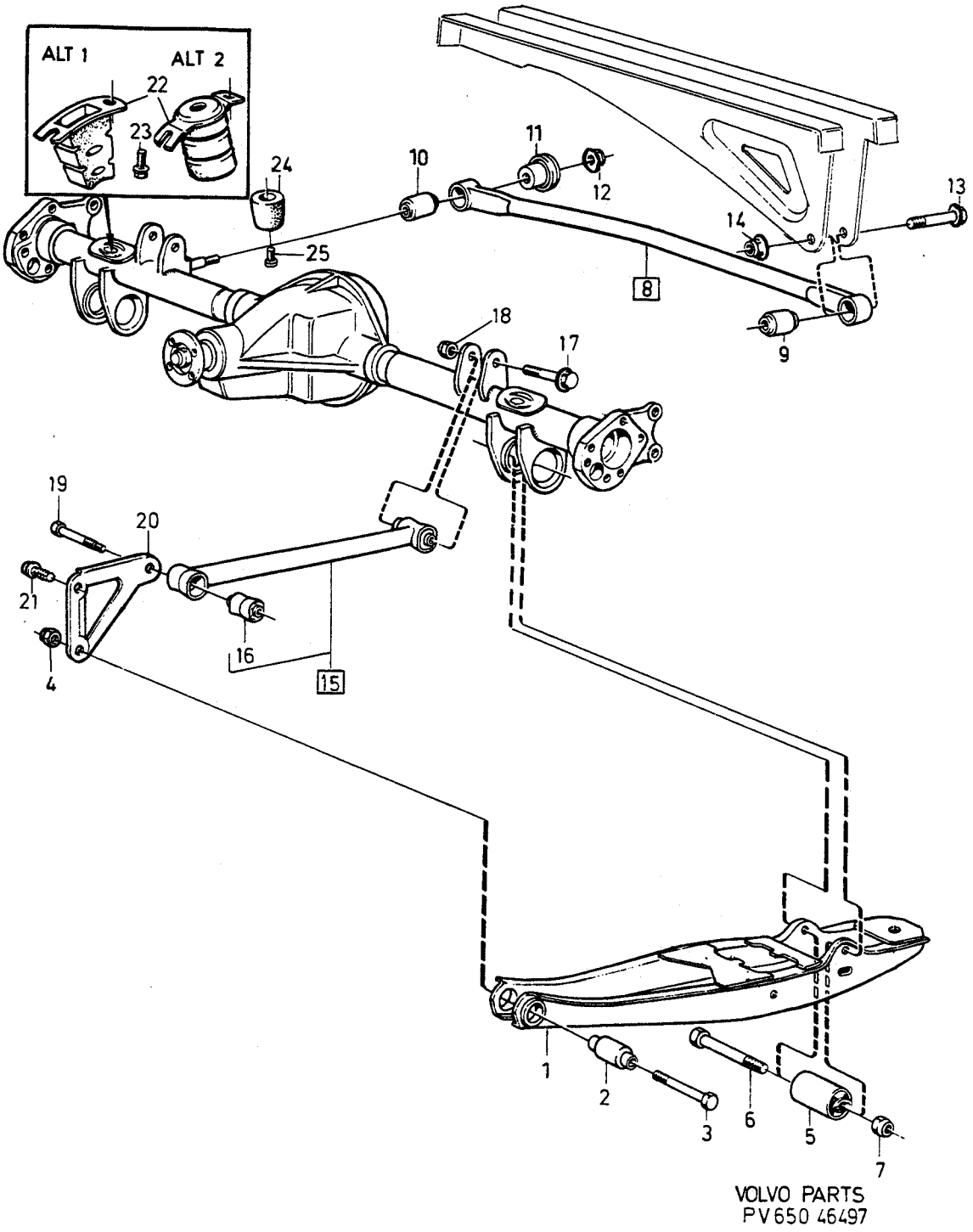

VOLVO PARTS
PV650 46497

A
B
C
D
E

REAR SUSPENSION — BAKAXELUPPHÄNGNING

Group / Grupp 65

Page / Sida 877

Fig	Part No. Artikel nr	Quantity /Antal A	B	C	D	E	PS	Description	Benämning	Notes Anmärkning	SR
1	1272361-5	2	-	-	-	-		Support arm	Bärarm		4
2	1229714-9	4	-	-	-	-		Bushing	Bussning		2
☆ 3	971008-8	2	-	-	-	-		Screw	Skruv	(962916)	2
☆ 4	971085-6	2	-	-	-	-		Lock nut	Låsmutter	(945879)	2
5		2	-	-	-	-		Bushing	Bussning	SEE 46•765	
6	947564-1	2	-	-	-	-		Screw	Skruv		2
☆ 7	971085-6	2	-	-	-	-		Lock nut	Låsmutter	(945879)	2
8	1330300-3	1	-	-	-	-		Cross stay	Tvärstag		4
9	1330973-7	1	-	-	-	-		•Bushing	•Bussning	(1229715)	2
10	1330427-4	1	-	-	-	-		•Bushing	•Bussning		2
11	1212402-0	1	-	-	-	-		Nut cap	Mutterkåpa		3
☆ 12	971099-7	1	-	-	-	-		Flange lock nut	Flänslåsmutter	(949280)	2
13	965196-9	1	-	-	-	-		Flange screw	Flänsskruv		2
☆ 14	971099-7	1	-	-	-	-		Flange lock nut	Flänslåsmutter	(949280)	2
15	1273621-1	2	-	-	-	-		Support stay	Bärstag	EXC 240 4DRS B230F AUTO.TRANS	4
	(1205797)	2	-	-	-	-	SP	Support stay	Bärstag	240 4DRS B230F AUTO.TRANS CH -108532. REPL 1 PCS 1273621-1.	4
	1273621-1	2	-	-	-	-		Support stay	Bärstag	240 4DRS B230F AUTO.TRANS CH 108533-.	4
16	1272603-0	2	-	-	-	-		•Bushing	•Bussning	1)	2
	1273622-9	2	-	-	-	-		•Bushing	•Bussning	2)	2
17	965196-9	2	-	-	-	-		Flange screw	Flänsskruv		2
☆ 18	971099-7	2	-	-	-	-		Flange lock nut	Flänslåsmutter	(949280)	2
19	947075-8	2	-	-	-	-		Screw	Skruv		2
20	1229370-0	2	-	-	-	-		Bracket	Konsol		4
☆ 21	970967-6	2	-	-	-	-		Screw	Skruv	(955337)	2
22	683423-8	2	-	-	-	-		Buffer	Buffert	ALTER.1.	1
	1206265-9	2	-	-	-	-		Buffer	Buffert	ALTER.2.	2
23	946471-0	4	-	-	-	-		Flange screw	Flänsskruv		2
24	683538-3	1	-	-	-	-		Buffer	Buffert		2
☆ 25	969431-6	1	-	-	-	-		Screw	Skruv	(956111)	2

1) For torque arm 1205797 / För momentstag 1205797.
2) For torque arm 1273621 / För momentstag 1273621.

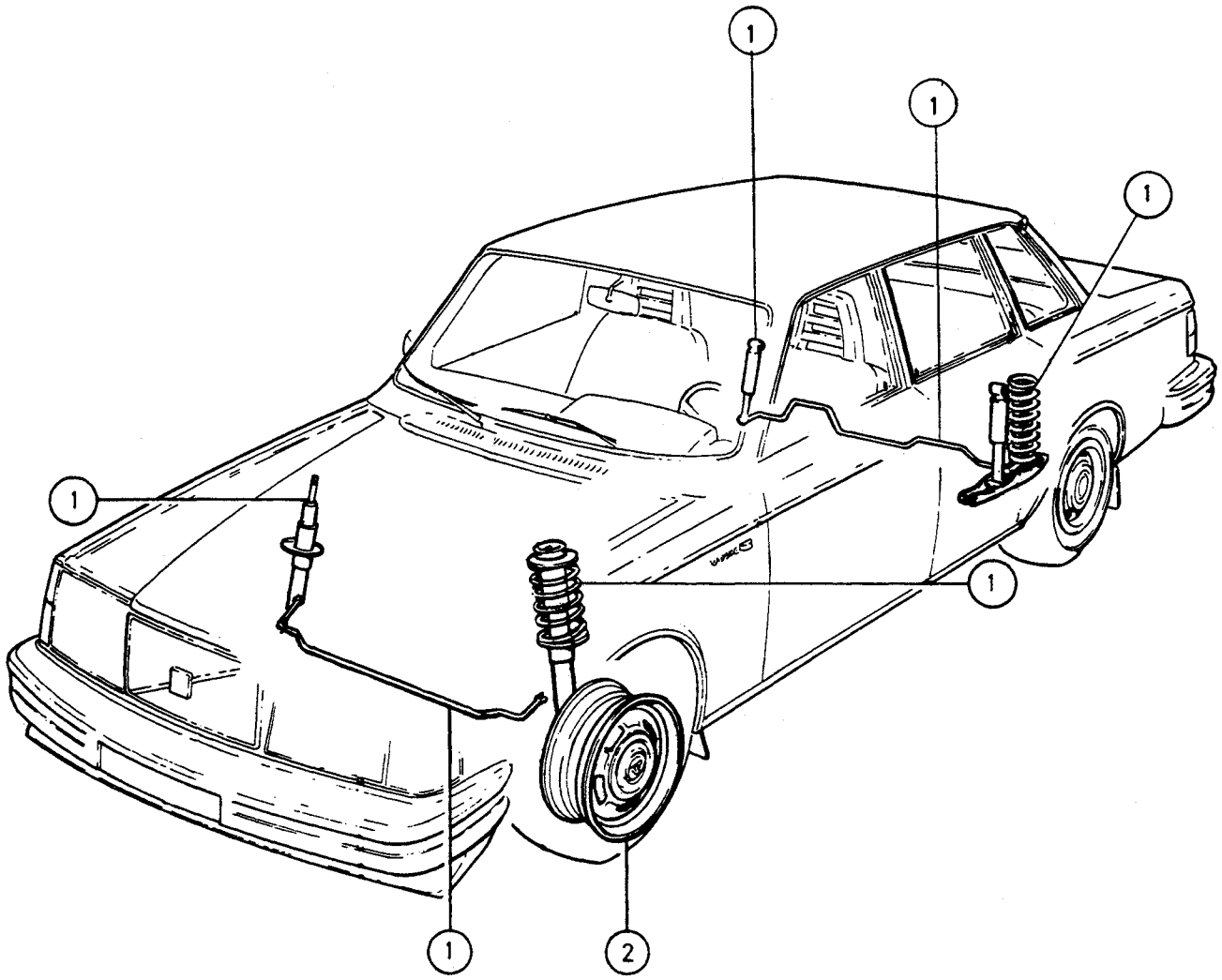

© VOLVO
Genuine Parts

GROUP INDEX
SPRINGS AND WHEELS

GRUPP INDEX
FJÄDRING OCH HJUL

Group
Grupp
70

Page
Sida
881

Fig	Description	Benämning	Notes Anmärkning
	SUB GROUP 72	**UNDERGRUPP 72**	
1	Suspension	Fjädring	SEE 72•883
	SUB GROUP 77	**UNDERGRUPP 77**	
2	Wheel	Hjul	SEE 77•891

A		SUB GROUP SUSPENSION	UNDERGRUPP FJÄDRING	Group Grupp 72
B				
C				Page Sida 883
D				
E				

Fig	Part No. Artikel nr	Quantity /Antal					P S	Description	Benämning	Notes Anmärkning	S R
		A	B	C	D	E					
		-	-	-	-	-		Front suspension	Framfjädring	SEE **72**-885	
		-	-	-	-	-		Rear suspension	Bakfjädring	SEE **72**-887	
		-	-	-	-	-		Repair kits ..... Shock absorbers	Reparationssats ..... Stötdämpare	SEE **72**-889	

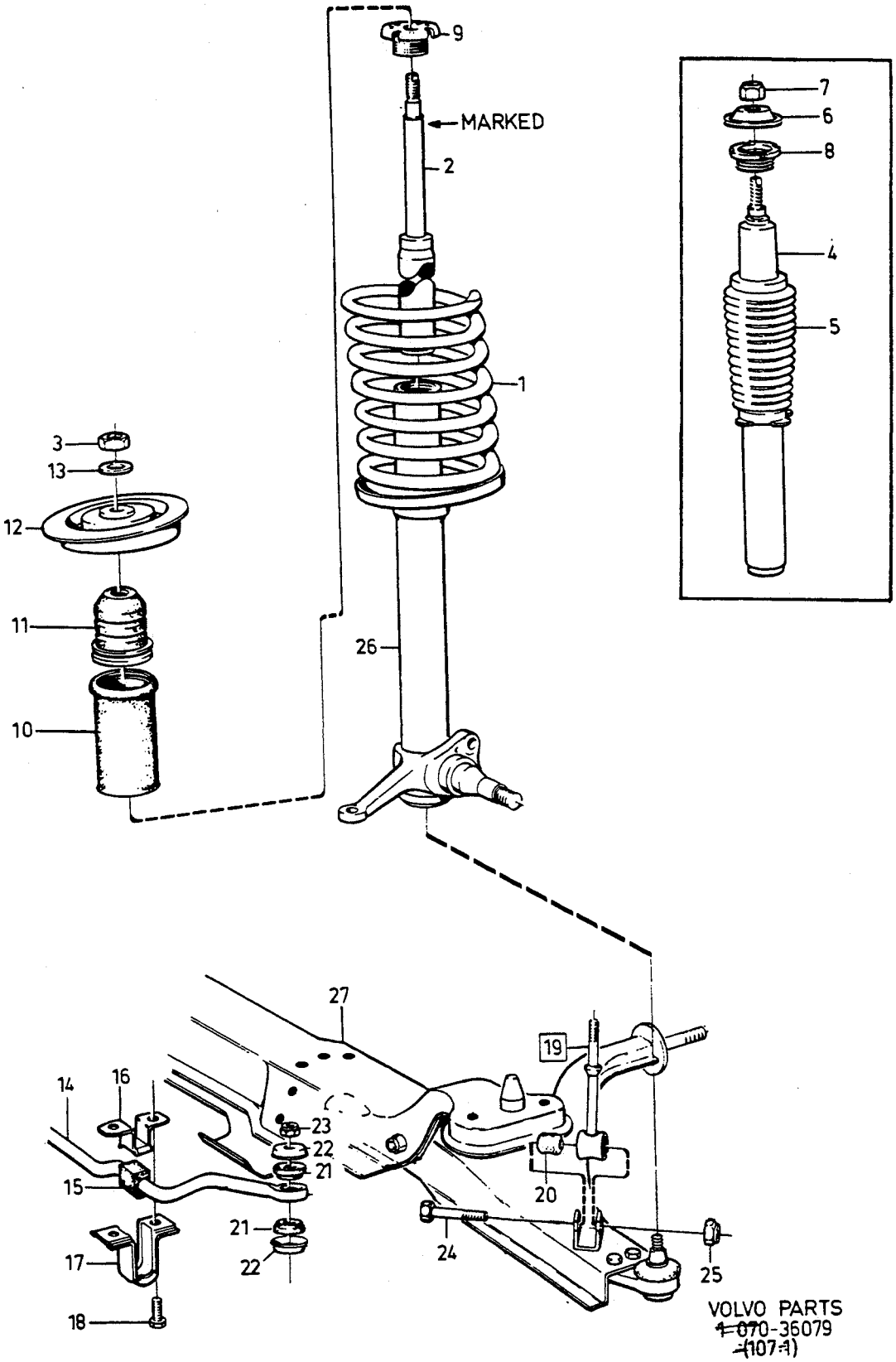

VOLVO PARTS
~~1~~ 070-36079
~~(107-1)~~

A
B
C
D
E

FRONT SUSPENSION — FRAMFJÄDRING

Group / Grupp 72

Page / Sida 885

Fig	Part No. / Artikel nr	Quantity / Antal A	B	C	D	E	PS	Description	Benämning	Notes / Anmärkning	SR
1	1229339-5	2	-	-	-	-		Front spring	Framfjäder	O.DIA 13,3 mm	3
	1229338-7	2	-	-	-	-		Front spring	Framfjäder	-1985 O.DIA 13,5 mm	3
	1330841-6	2	-	-	-	-		Front spring	Framfjäder	1986- O.DIA 13,5 mm	3
	1229137-3	2	-	-	-	-		Front spring	Framfjäder	-1985 O.DIA 13,9 mm	3
	1330842-4	2	-	-	-	-		Front spring	Framfjäder	1986- O.DIA 13,8 mm	3
	1229337-9	2	-	-	-	-		Front spring	Framfjäder	O.DIA 14,2 mm	3
2	273393-9	2	-	-	-	-		Shock absorber kit	Stötdämparsats	SEE 72•889	1
	273662-7	2	-	-	-	-		Shock absorber kit	Stötdämparsats	SEE 72•889	1
	273704-7	2	-	-	-	-		Shock absorber kit	Stötdämparsats	SEE 72•889	1
		1	-	-	-	-	NS	•Shock absorber	•Stötdämpare		
3	963121-9	1	-	-	-	-		•Nut	•Mutter		2
4	1128793-5	2	-	-	-	-		Shock absorber kit gas pressure	Stötdämparsats gastryck	SEE 72•889	6
	1272193-2	1	-	-	-	-		•Shock absorber	•Stötdämpare		6
5	1272624-6	1	-	-	-	-		•Protecting bellows	•Skyddsbälg		2
6	1272623-8	1	-	-	-	-		•Washer	•Bricka		2
7	963121-9	1	-	-	-	-		•Nut	•Mutter		2
8	1272231-0	2	-	-	-	-		Fitting	Förskruvning		2
9	1273775-5	2	-	-	-	-		Fitting	Förskruvning	(1205777)	3
10	1229659-6	2	-	-	-	-		Sleeve	Hylsa		3
11	1221647-9	2	-	-	-	-		Bump rubber	Bumpgummi		2
12	1205823-6	1	-	-	-	-		Spring seat, l.h.	Fjädersäte, v		4
	1228515-1	1	-	-	-	-		Spring seat, r.h.	Fjädersäte, h		4
13	955900-6	2	-	-	-	-		Washer	Bricka		2
14	1272104-9	1	-	-	-	-		Anti-roll bar	Krängningshämmare	O.DIA 19,5 mm. 4CYL	4
	1228840-3	1	-	-	-	-		Anti-roll bar	Krängningshämmare	O.DIA 21mm. 4CYL	4
	1272778-0	1	-	-	-	-		Anti-roll bar	Krängningshämmare	O.DIA 23 mm. 4CYL	4
	1272374-8	1	-	-	-	-		Anti-roll bar	Krängningshämmare	O.DIA 19,5 mm.6CYL, DSL	4
	1228839-5	1	-	-	-	-		Anti-roll bar	Krängningshämmare	O.DIA 21 mm.6CYL, DSL	4
15	1228199-4	2	-	-	-	-		Rubber bushing	Gummibussning	F.STAB O.DIA 19,5 mm	2
	1228841-1	2	-	-	-	-		Rubber bushing	Gummibussning	F.STAB O.DIA 21 mm	2
	1272779-8	2	-	-	-	-		Rubber bushing	Gummibussning	F.STAB O.DIA 23 mm	2
16	1205698-2	2	-	-	-	-		Brace	Bygel	F.STAB O.DIA 19,5 mm	3
	1228894-0	2	-	-	-	-		Brace	Bygel	F.STAB O.DIA 21 mm	3
	1272789-7	2	-	-	-	-		Brace	Bygel	F.STAB O.DIA 23 mm	3
17	1205699-0	2	-	-	-	-		Clamp	Klamma	F.STAB O.DIA 19,5 mm O.DIA 21 mm	3
	1229301-5	2	-	-	-	-		Clamp	Klamma	F.STAB O.DIA 23 mm	3
18	946790-3	4	-	-	-	-		Screw	Skruv		2
19	1206667-6	2	-	-	-	-		Rod	Stång		3
20	1205926-7	1	-	-	-	-		•Bushing	•Bussning		2
21	1205991-1	4	-	-	-	-		Bushing	Bussning		2
22	1229303-1	4	-	-	-	-		Washer	Bricka		2
23 ☆	971098-9	2	-	-	-	-		Flange lock nut	Flänslåsmutter	(949279)	2
24	955323-1	2	-	-	-	-		Screw	Skruv		2
25 ☆	971098-9	2	-	-	-	-		Flange lock nut	Flänslåsmutter	(949279)	2
26		-	-	-	-	-		Spring strut	Fjäderben	SEE 61•823	
27		-	-	-	-	-		Front axle member	Framaxelbalk	SEE 61•823	



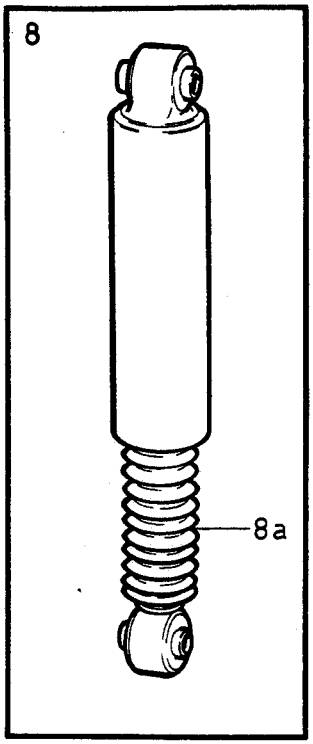
8
8a

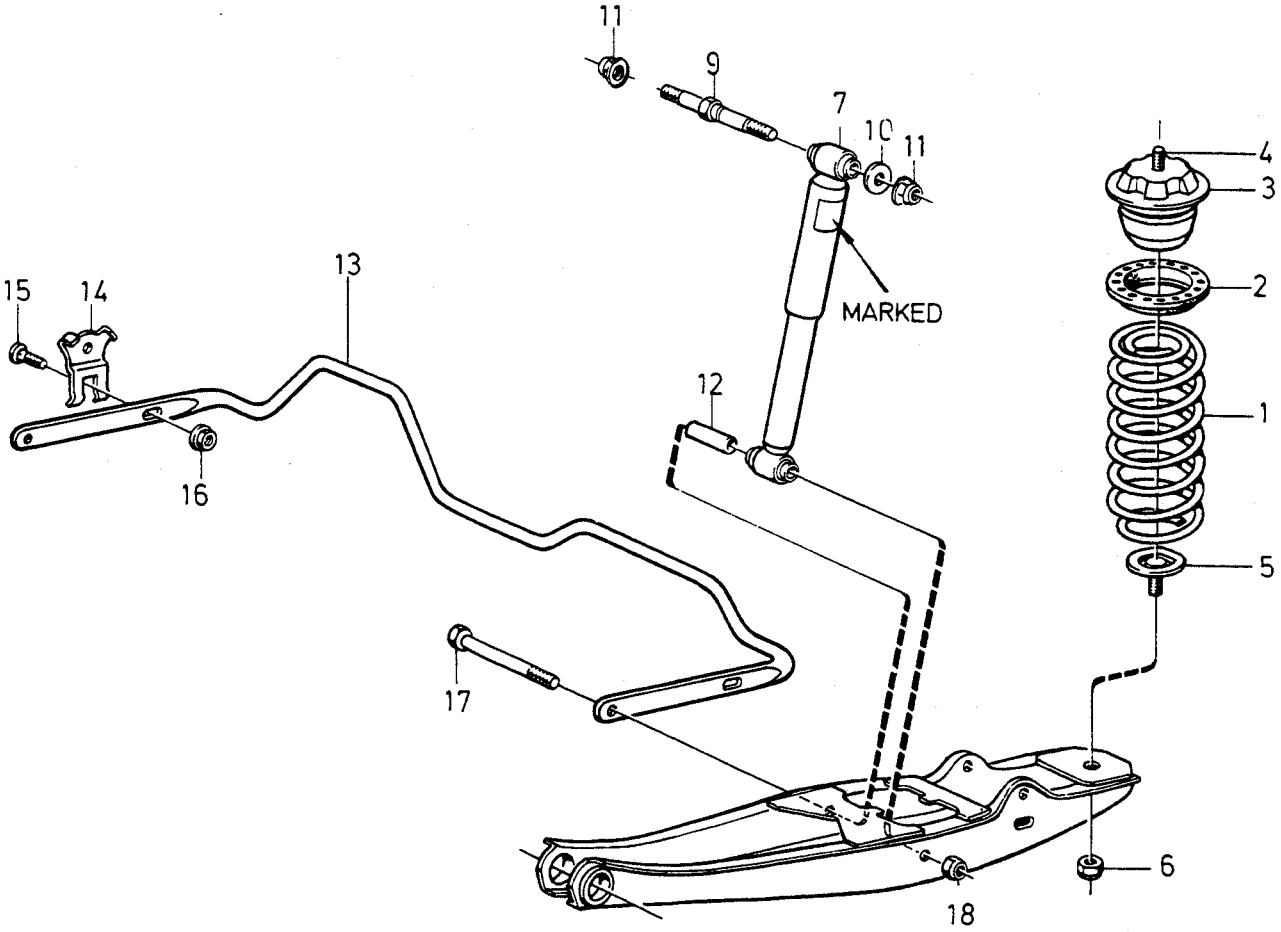
11
9
7
10
11
4
3
2
1
5
6
15
14
13
16
MARKED
12
17
18

A B C D E

REAR SUSPENSION — BAKFJÄDRING

Group / Grupp 72

Page / Sida 887

Fig	Part No. Artikel nr	Quantity /Antal A	B	C	D	E	PS	Description	Benämning	Notes Anmärkning	SR
1	1212426-9	2	-	-	-	-		Rear spring	Bakfjäder	1) 2) O.DIA 12,0 mm	3
	1212427-7	2	-	-	-	-		Rear spring	Bakfjäder	3) 1) O.DIA 12,7 mm	3
	1229052-4	2	-	-	-	-		Rear spring	Bakfjäder	4) 2) O.DIA 13,0 mm	3
	1206750-0	2	-	-	-	-		Rear spring	Bakfjäder	3) 4) O.DIA 13,8 mm	3
2	1221885-5	2	-	-	-	-		Spacer	Mellanlägg		4
3	1221882-2	2	-	-	-	-		Spring seat, r.h.	Fjädersäte, h		4
4	946471-0	2	-	-	-	-		Flange screw	Flänsskruv		2
5	1206811-0	2	-	-	-	-		Attaching washer	Fästbricka		3
☆ 6	971089-8	2	-	-	-	-		Lock nut	Låsmutter	(963107)	2
7	1272126-2	2	-	-	-	-		Shock absorber	Stötdämpare	1) 2) DL,GL,GLE	1
	1272192-4	2	-	-	-	-		Shock absorber	Stötdämpare	2) 1) GLT,GLE	1
	1206641-1	2	-	-	-	-		Shock absorber	Stötdämpare	1) 3)	1
	1206641-1	2	-	-	-	-		Shock absorber	Stötdämpare	2) 4)	1
	1228344-6	2	-	-	-	-		Shock absorber	Stötdämpare	4) 3)	1
8	1272127-0	2	-	-	-	-		Shock absorber levelling control	Stötdämpare nivåreglerande		1
8a	1387105-8	2	-	-	-	-		Rubber bellows	Gummibälg		2
9	1272210-4	2	-	-	-	-		Bearing bolt	Lagerbult		2
10	947218-4	2	-	-	-	-		Washer	Bricka		2
☆ 11	971099-7	4	-	-	-	-		Flange lock nut	Flänslåsmutter	(949280)	2
12	1206640-3	2	-	-	-	-		Spacer tube	Distansrör		2
13	1229313-0	1	-	-	-	-		Anti-roll bar	Krängningshämmare	O.DIA 16 mm	4
	1229956-6	1	-	-	-	-		Anti-roll bar	Krängningshämmare	O.DIA 19 mm	4
	1272792-1	1	-	-	-	-		Anti-roll bar	Krängningshämmare	O.DIA 21 mm	4
14	1221956-4	2	-	-	-	-		Bracket	Konsol		4
15	947292-9	2	-	-	-	-		Screw	Skruv		2
☆ 16	971095-5	2	-	-	-	-		Flange nut	Flänsmutter	(945409)	3
☆ 17	970986-6	2	-	-	-	-		Screw	Skruv	(955356)	2
18	946034-6	2	-	-	-	-		Lock nut	Låsmutter		4

1) Four-door cars. / Vagnar med 4 dörrar.
2) EXC:(SA) (T) (MAL) (RI)
3) (SA) (T) (MAL) (RI)
4) Five-door cars. / Vagnar med 5 dörrar.

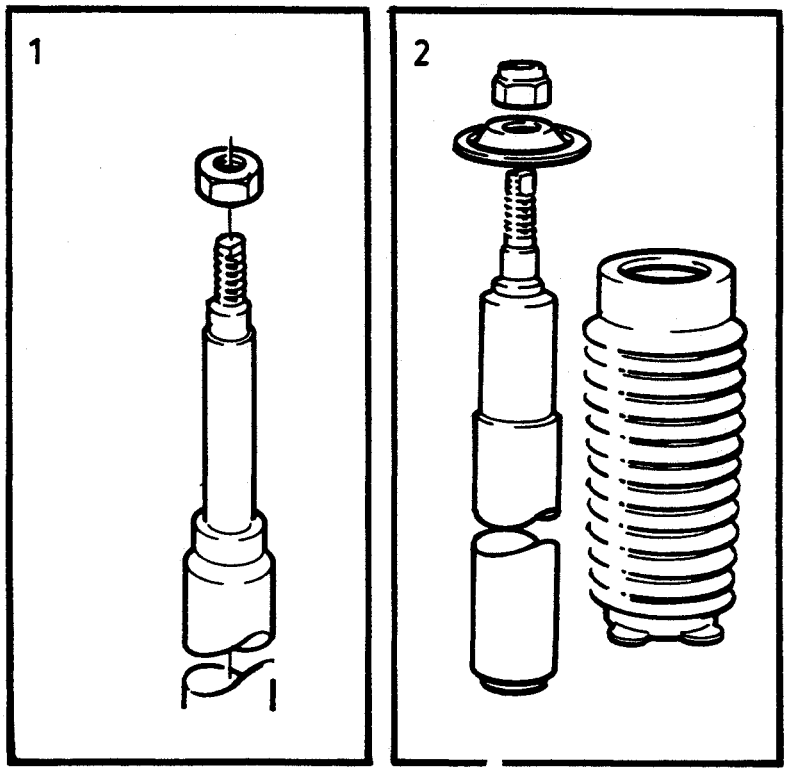

©VOLVO
Genuine Parts
PV 720 41123
(111:5)

A B C D E

REPAIR KITS
SHOCK ABSORBERS

REPARATIONSSATS
STÖTDÄMPARE

Group Grupp 72

Page Sida 889

Fig	Part No. Artikel nr	Quantity /Antal A	B	C	D	E	PS	Description	Benämning	Notes Anmärkning	SR
1	273704-7	2	-	-	-	-		Shock absorber kit	Stötdämparsats	MARKED 1272125	1
	273662-7	2	-	-	-	-		Shock absorber kit	Stötdämparsats	MARKED 1229575	1
	273393-9	2	-	-	-	-		Shock absorber kit reinforced.	Stötdämparsats förstärkt	MARKED 1221442	1
2	1128793-5	2	-	-	-	-		Shock absorber kit	Stötdämparsats		6

A B C D E		SUB GROUP WHEEL	UNDERGRUPP HJUL	Group Grupp 77 Page Sida 891

Fig	Part No. Artikel nr	Quantity /Antal A	B	C	D	E	P S	Description	Benämning	Notes Anmärkning	S R
		-	-	-	-	-		Rolling equipment	Hjulutrustning	SEE 77•893	

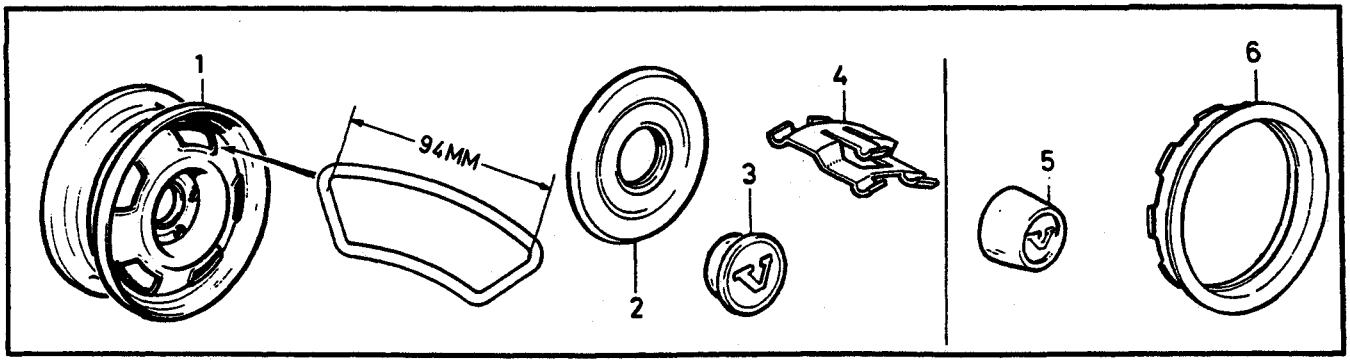



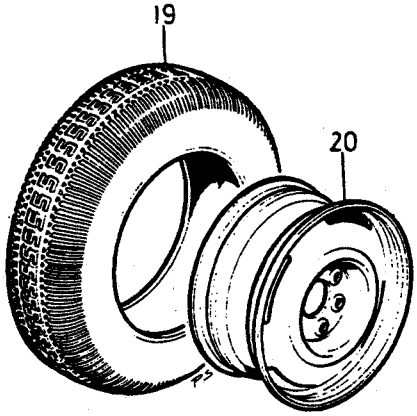

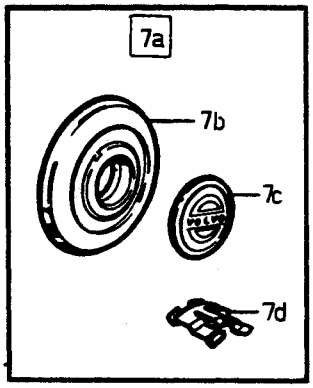

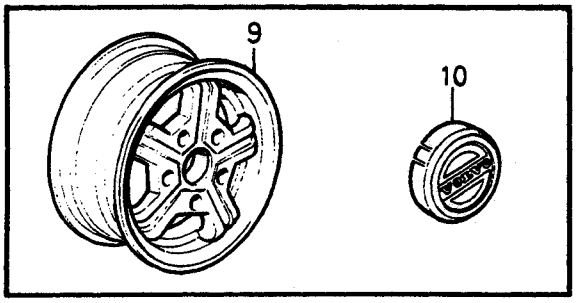

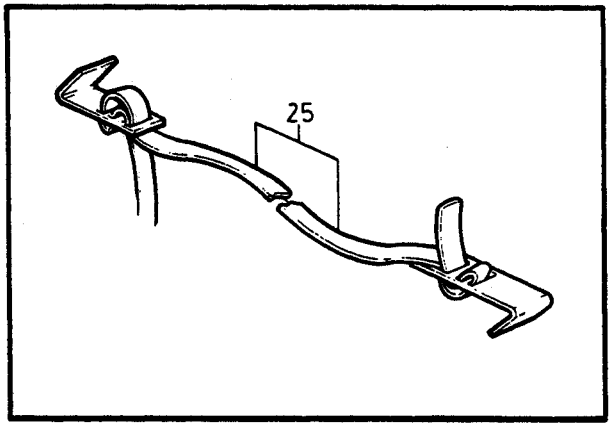

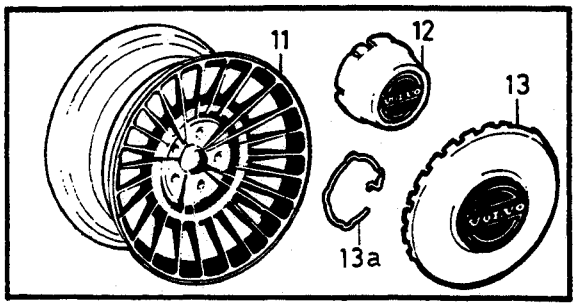

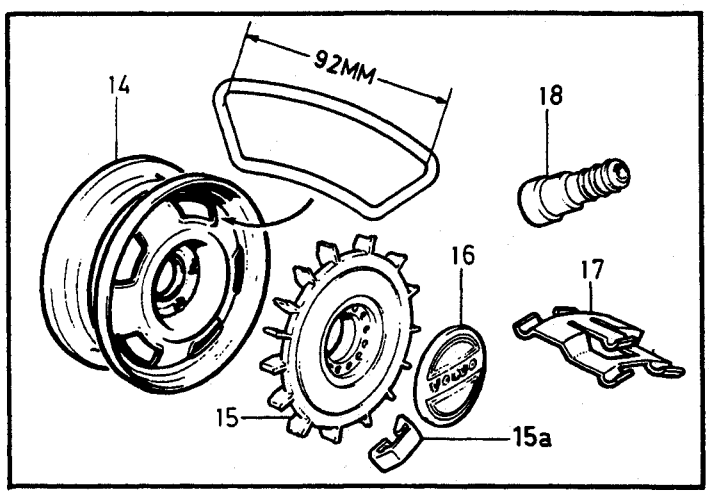

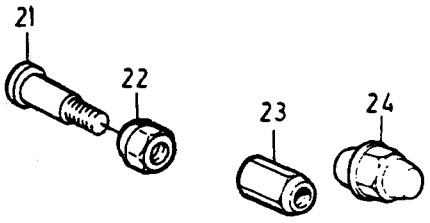

VOLVO
Genuine Parts
PV 770 44866
(107:1)

A
B
C
D
E

ROLLING EQUIPMENT — HJULUTRUSTNING

Group / Grupp 77

Page / Sida 893

Fig	Part No. Artikel nr	Quantity /Antal A	B	C	D	E	PS	Description	Benämning	Notes Anmärkning	SR
1	1229734-7	5	-	-	-	-		Wheel	Hjul	5X14"	2
2	1272211-2	4	-	-	-	-		Wheel cap	Hjulkapsel		1
3	1272790-5	4	-	-	-	-		Hub cap	Navkapsel		1
4	1272205-4	12	-	-	-	-		Spring anchorage	Fjäderfäste		1
5	1206278-2	4	-	-	-	-		Hub cap	Navkapsel	-1985	1
6	1206318-6	1	-	-	-	-		Wheel ring	Hjulring	(3699750) 5X14"	2
	1206318-6	4	-	-	-	-		•Wheel ring	•Hjulring	-1985	2
	(3699751)	1	-	-	-	-	SP	Wheel ring kit	Hjulringsats	5,5X14"	2
		-	-	-	-	-				REPL 4 PCS 1272299-7	
	1272299-7	4	-	-	-	-		•Wheel ring	•Hjulring		2
7a	1342925-3	1	-	-	-	-		Mounting kit	Monteringssats		3
7b	1272643-6	4	-	-	-	-		•Wheel cap	•Hjulkapsel		3
7c	1342290-2	4	-	-	-	-		•Hub cap	•Navkapsel		3
7d	1272205-4	12	-	-	-	-		•Spring anchorage	•Fjäderfäste		1
7	1128493-2	4	-	-	-	-		Wheel aluminium alloy	Hjul aluminium	5,5X14"	6
8	283092-5	4	-	-	-	-		Hub cap	Navkapsel		6
9	1128867-7	4	-	-	-	-		Wheel aluminium alloy	Hjul aluminium	6X15"	6
10	1272604-8	4	-	-	-	-		Hub cap	Navkapsel		1
11	1128730-7	4	-	-	-	-		Wheel aluminium alloy	Hjul aluminium	5,5X14"	6
12	1129021-0	4	-	-	-	-		Hub cap	Navkapsel		6
13	1129031-9	4	-	-	-	-		Hub cap	Navkapsel		6
13a	1272625-3	1	-	-	-	-		Spring	Fjäder		2
14	1359670-5	4	-	-	-	-		Wheel	Hjul	(1229735) 5,5X14"	2
15	1312430-0	4	-	-	-	-		Wheel cap	Hjulkapsel		2
15a	1372105-5	5	-	-	-	-		•Spacer	•Distans		3
16	1312802-0	4	-	-	-	-		Hub cap	Navkapsel		2
17	1325913-0	12	-	-	-	-		Spring anchorage	Fjäderfäste		1
18	1359216-7	4	-	-	-	-		Valve extension	Ventilförlängare		1
19	1209938-8	1	-	-	-	-		Spare tyre	Reservdäck	(1209933)	5
20	1229494-8	1	-	-	-	-		Wheel spare	Hjul reserv	4,5X14"	2
21		-	-	-	-	-		Wheel stud, front	Hjulbult, främre	SEE **61**•823	
		-	-	-	-	-		Wheel stud, rear	Hjulbult, bakre	SEE **46**•765	
22	87699-5	20	-	-	-	-		Nut	Mutter		1
23	1129273-7	2	-	-	-	-		Wheel nut set	Hjulmuttersats		2
	1272648-5	10	-	-	-	-		•Nut	•Mutter		1
24	1273332-5	20	-	-	-	-		Wheel nut	Hjulmutter		1
25	679199-0	1	-	-	-	-		Retaining strap	Spännrem		3

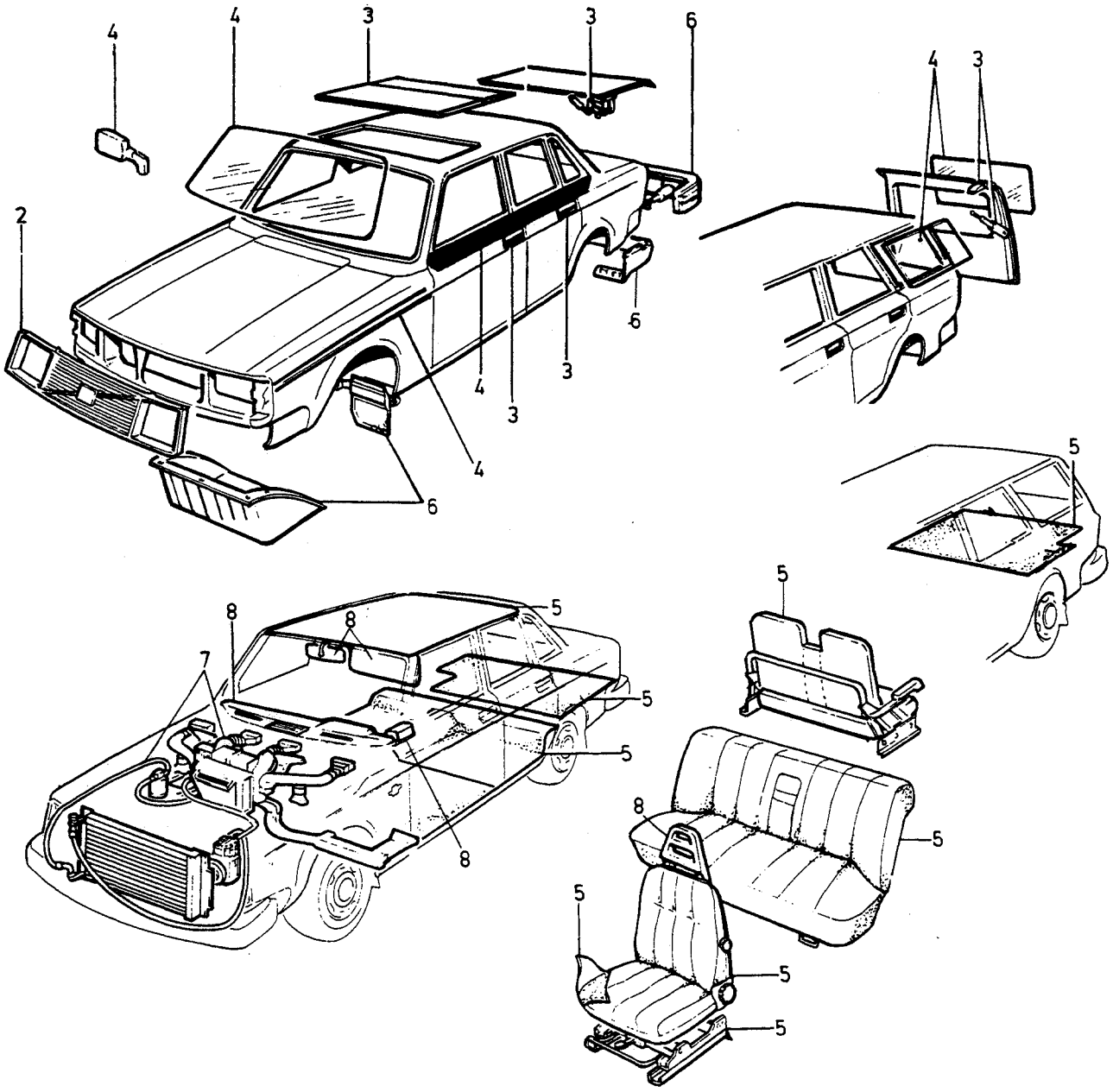

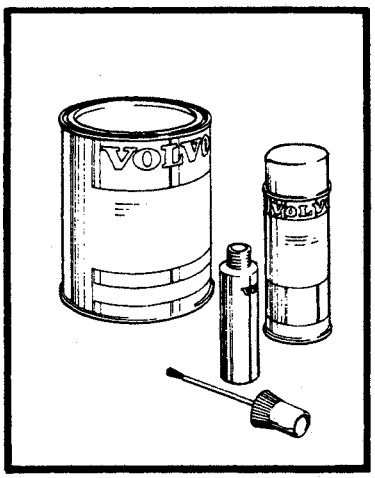

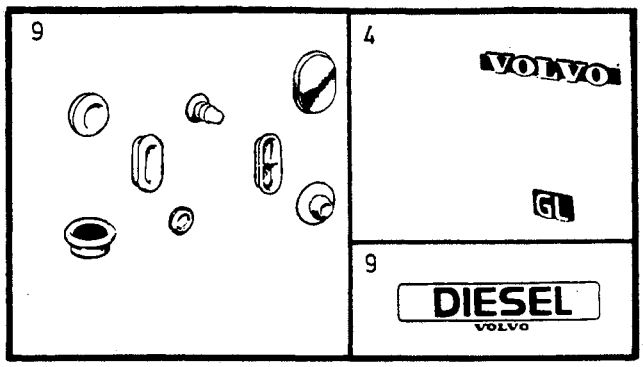

© VOLVO
Genuine Parts
1 080 41135
(107:5)

GROUP INDEX
BODY AND INTERIOR

GRUPP INDEX
KAROSS OCH INREDNING

Group
Grupp
80

Page
Sida
897

Fig	Description	Benämning	Notes Anmärkning
	SUB GROUP 81	**UNDERGRUPP 81**	
1	Body frame	Karosseristomme	SEE 81•899
	SUB GROUP 82	**UNDERGRUPP 82**	
2	Front section	Framparti	SEE 82•923
	SUB GROUP 83	**UNDERGRUPP 83**	
3	Doors and hatches	Dörrar och luckor	SEE 83•933
	SUB GROUP 84	**UNDERGRUPP 84**	
4	Exterior trim, Door mirrors, glass	Yttre prydnadsdetaljer, Backspegel, glas	SEE 84•977
	SUB GROUP 85	**UNDERGRUPP 85**	
5	Interior trim	Inredning	SEE 85•1011
	SUB GROUP 86	**UNDERGRUPP 86**	
6	Bumpers Guard plates, air guides	Stötfångare Skyddsplåtar, luftstyrningar	SEE 86•1135
	SUB GROUP 87	**UNDERGRUPP 87**	
7	Heating and ventilation	Klimatanläggning	SEE 87•1147
	SUB GROUP 88	**UNDERGRUPP 88**	
8	Interior equipment	Invändig utrustning	SEE 88•1205
	SUB GROUP 89	**UNDERGRUPP 89**	
9	Exterior equipment	Utvändig utrustning	SEE 89•1239

A
B
C
D
E

SUB GROUP
BODY FRAME

UNDERGRUPP
KAROSSERISTOMME

Group
Grupp
81

Page
Sida
899

Fig	Part No. Artikel nr	Quantity /Antal A	B	C	D	E	PS	Description	Benämning	Notes Anmärkning	SR
		-	-	-	-	-		Body assembly	Kaross sammanställning	SEE 81•901	
		-	-	-	-	-		Body frame floor section	Karosseristomme golvparti	SEE 81•903	
		-	-	-	-	-		Body frame roof section	Karosseristomme takparti	4DRS SEE 81•907	
		-	-	-	-	-		Body frame roof section	Karosseristomme takparti	5DRS SEE 81•909	
		-	-	-	-	-		Body frame body side	Karosseristomme karossida	4DRS SEE 81•911	
		-	-	-	-	-		Body frame body side	Karosseristomme karossida	5DRS SEE 81•915	
		-	-	-	-	-		Repair parts, body side	Reparationsdelar, karossida	4DRS SEE 81•919	
		-	-	-	-	-		Repair parts, body side	Reparationsdelar, karossida	5DRS SEE 81•921	

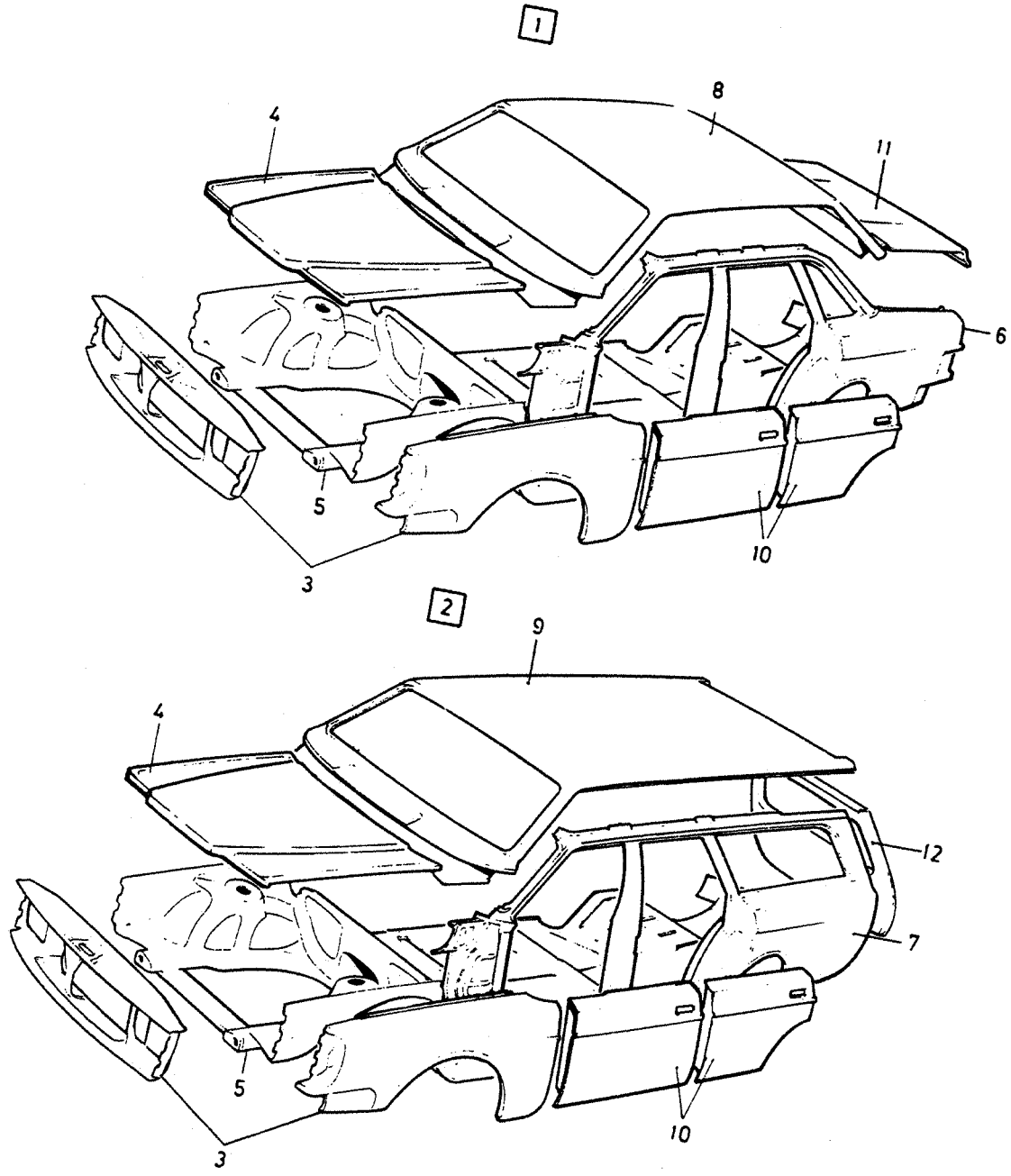
1
8
4
11
6
5
10
3
2
9
4
12
7
5
10
3

A	L.H.D S.R
B	L.H.D W/O S.R
C	R.H.D S.R
D	R.H.D.W/O S.R
E	

BODY ASSEMBLY — KAROSS SAMMANSTÄLLNING

Group / Grupp 81

Page / Sida 901

Fig	Part No. Artikel nr	Quantity /Antal A	B	C	D	E	PS	Description	Benämning	Notes Anmärkning	SR
1	1315581-7	-	1	-	-	-		Body	Kaross	1) 4DRS	6
	1277752-0	-	1	-	-	-		Body	Kaross	1) 2) 4DRS	6
	1315583-3	1	-	-	-	-		Body	Kaross	1) 4DRS	6
	1277753-8	1	-	-	-	-		Body	Kaross	1) 2) 4DRS	6
	1315585-8	-	-	1	1	-		Body	Kaross	1) 4DRS	6
	1277754-6	-	-	1	1	-		Body	Kaross	1) 2) 4DRS	6
	1315587-4	-	-	1	1	-		Body	Kaross	1) 4DRS	6
	1277755-3	-	-	1	1	-		Body	Kaross	1) 2) 4DRS	6
2	1315593-2	-	1	-	-	-		Body	Kaross	1) 5DRS	6
	1277756-1	-	1	-	-	-		Body	Kaross	1) 2) 5DRS	6
	1315595-7	-	-	-	1	-		Body	Kaross	1) 5DRS	6
	1277757-9	-	-	-	1	-		Body	Kaross	1) 2) 5DRS	6
3		-	-	-	-	-		• Front section ..... Front mudguard	• Framparti ..... Framskärm	SEE 82•925	
4		-	-	-	-	-		• Bonnet	• Motorhuv	SEE 82•927	
5		-	-	-	-	-		• Floor section	• Golvparti	SEE 81•903	
6		-	-	-	-	-		• Body side 4DRS	• Karossida 4DRS	SEE 81•911	
7		-	-	-	-	-		• Body side 5DRS	• Karossida 5DRS	SEE 81•915	
8		-	-	-	-	-		• Roof 4DRS	• Tak 4DRS	SEE 81•907	
9		-	-	-	-	-		• Roof 5DRS	• Tak 5DRS	SEE 81•909	
10		-	-	-	-	-		• Door	• Dörr	SEE 83•935	
11		-	-	-	-	-		• Boot lid 4DRS	• Baklucka 4DRS	SEE 83•949	
12		-	-	-	-	-		• Tailgate 5DRS	• Baklucka 5DRS	SEE 83•949	

1) Only latest production model stocked. / Lagerföres endast i senaste produktionsutförandet.
2) Enamelled finish. Specify colour code desired. / Lackerat utförande. Ange önskad färgkod.

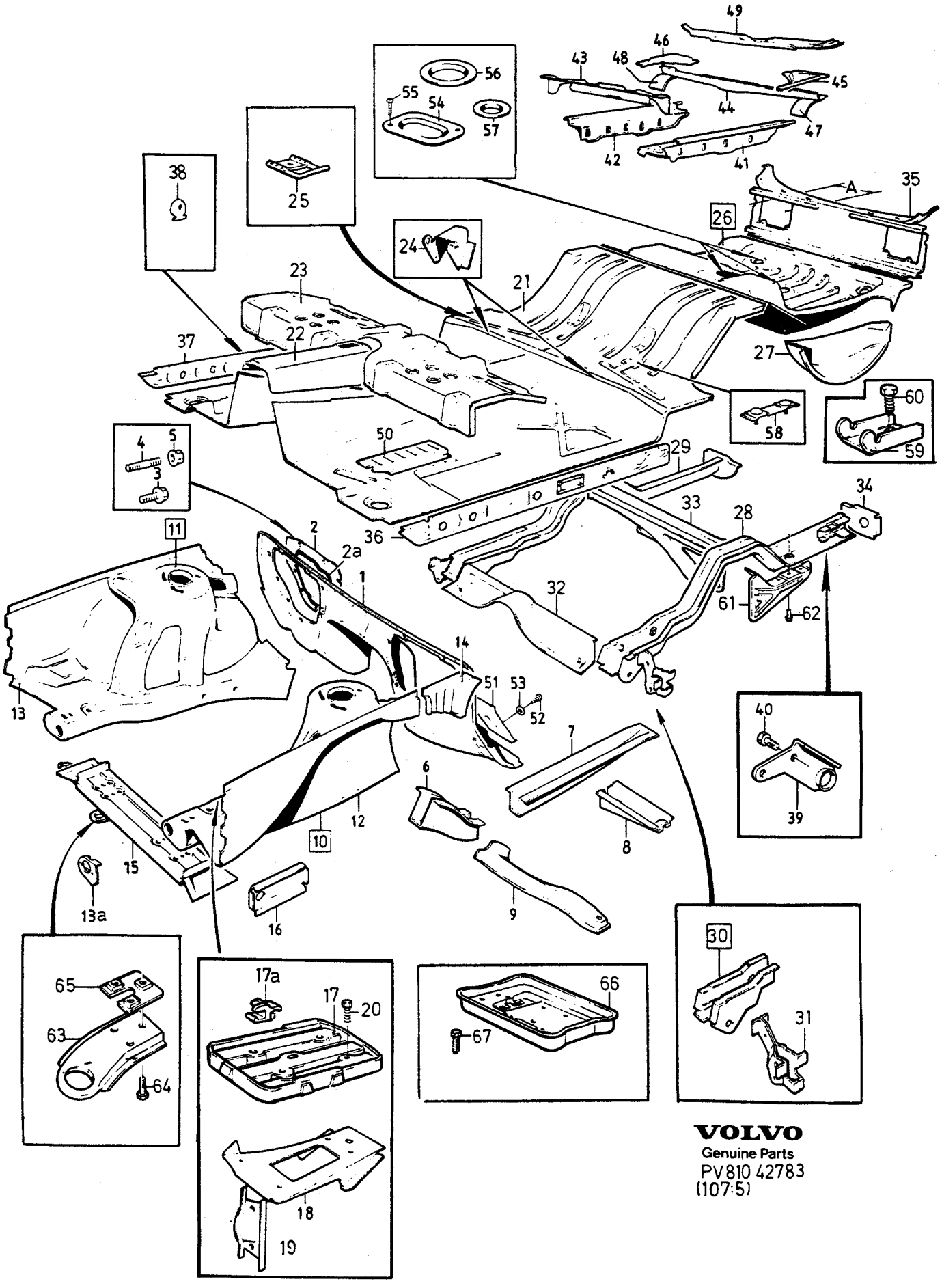

VOLVO
Genuine Parts
PV810 42783
(107:5)

A
B
C
D
E

BODY FRAME
FLOOR SECTION

KAROSSERISTOMME
GOLVPARTI

Group
Grupp
81

Page
Sida
903

Fig	Part No. Artikel nr	Quantity /Antal A	B	C	D	E	PS	Description	Benämning	Notes Anmärkning	SR
1	1304038-1	1	-	-	-	-		Firewall	Mellanbräda		5
2	1382106-1	1	-	-	-	-		Hatch, l.h.	Lucka, v	1) L.H.D (1201730)	5
	1247706-3	1	-	-	-	-		Hatch, l.h.	Lucka, v	1) R.H.D	5
	1315028-9	1	-	-	-	-		Hatch, r.h.	Lucka, h	1) L.H.D.	5
	1382113-7	1	-	-	-	-		Hatch, r.h.	Lucka, h	1) R.H.D. (1304987)	5
2a	1255566-0	2	-	-	-	-		Sealing strip	Tätningslist		5
3	944926-5	13	-	-	-	-		Flange screw	Flänsskruv	L.H.D M8x14	2
	944926-5	14	-	-	-	-		Flange screw	Flänsskruv	R.H.D	2
☆	969431-6	1	-	-	-	-		Screw	Skruv	(956111) L.H.D.M8x12	2
4	924060-7	2	-	-	-	-		Stud	Pinnskruv		2
5	945408-3	4	-	-	-	-		Flange nut	Flänsmutter		2
		1	-	-	-	-	NS	Side member complete	Sidobalk komplett		
6	1201776-0	1	-	-	-	-		• Side member, l.h.	• Sidobalk, v		3
	1201777-8	1	-	-	-	-		• Side member, r.h.	• Sidobalk, h		3
7	1315131-1	2	-	-	-	-		• Side member, front	• Sidobalk, främre		3
8	1202113-5	2	-	-	-	-		• Crossmember	• Tvärbalk		5
9	1201608-5	1	-	-	-	-		• Jacking pad, l.h.	• Domkraftfäste, v		3
	1201609-3	1	-	-	-	-		• Jacking pad, r.h.	• Domkraftfäste, h		3
10	1201718-2	1	-	-	-	-		Wheel housing, l.h. with member system	Hjulhus, v med balksystem		3
11	1201719-0	1	-	-	-	-		Wheel housing, r.h. with member system	Hjulhus, h med balksystem		3
12	1304402-9	1	-	-	-	-		• Wheel housing, l.h.	• Hjulhus, v		3
13	1304403-7	1	-	-	-	-		• Wheel housing, r.h.	• Hjulhus, h		3
13a	1201747-1	2	-	-	-	-		• Nut plate	• Mutterplatta		3
14		-	-	-	-	-		Tie plate	Knutplåt	4DRS	
										SEE 81 • 911	
		-	-	-	-	-		Tie plate	Knutplåt	5DRS	
										SEE 81 • 915	
15	1304668-5	1	-	-	-	-		Crossmember	Tvärbalk		3
16	1201728-1	1	-	-	-	-		Cover plate, l.h.	Täckplåt, v		3
	1201729-9	1	-	-	-	-		Cover plate, r.h.	Täckplåt, h		3
17	1246222-2	1	-	-	-	-		Battery shelf	Batterihylla	-1986	4
	1382120-2	1	-	-	-	-		Battery shelf	Batterihylla	1) 1987	4
☆ 17a	1382301-8	1	-	-	-	-		Catch	Spärr	1) 1987-. (1382121)	4
18	1255200-6	1	-	-	-	-		Bracket	Konsol		4
19	1255132-1	1	-	-	-	-		Support	Stöd		4
20	947107-9	4	-	-	-	-		Flange screw	Flänsskruv	-1986	2
	944926-5	4	-	-	-	-		Flange screw	Flänsskruv	1987	2
21	1315180-8	1	-	-	-	-		Floor panel, front	Golvplåt, främre		5
22	1315181-6	1	-	-	-	-		Cover	Kåpa		5
23	1202352-9	1	-	-	-	-		Seat support	Sitsresare		5
24	1382040-2	2	-	-	-	-		Attaching brace	Fästbygel	5DRS	3
25	*1264922*	2	-	-	-	-	OP	Attaching lug	Fästögla	5DRS	5
26	1254351-8	1	-	-	-	-		Floor, rear	Golv, bakre		4
27	1254249-4	1	-	-	-	-		• Spare wheel well, l.h. inner .	• Reservhjulsbalja, v inre		4
	1254250-2	1	-	-	-	-		• Spare wheel well, r.h. inner .	• Reservhjulsbalja, h inre		4
28	1255049-7	1	-	-	-	-		Side member, l.h.	Sidobalk, v		5
29	1255050-5	1	-	-	-	-		Side member, r.h.	Sidobalk, h		5
30	1254530-7	1	-	-	-	-		Member extension, l.h.	Sidobalkförlängning, v		5
	1254531-5	1	-	-	-	-		Member extension, r.h.	Sidobalkförlängning, h		5
31	1254518-2	2	-	-	-	-		• Jacking pad	• Domkraftfäste		3
32	1254532-3	1	-	-	-	-		Crossmember	Tvärbalk		5
33	1255461-4	1	-	-	-	-		Crossmember	Tvärbalk		5
34	1213519-0	1	-	-	-	-		Attaching plate, l.h.	Fästplatta, v		5
	1213520-8	1	-	-	-	-		Attaching plate, r.h.	Fästplatta, h		5
35	1246172-9	1	-	-	-	-		Rear section	Bakstycke	4DRS -1985, A = 240mm.	2

1) Not included in complete body. / Ingår ej i komplett kaross.

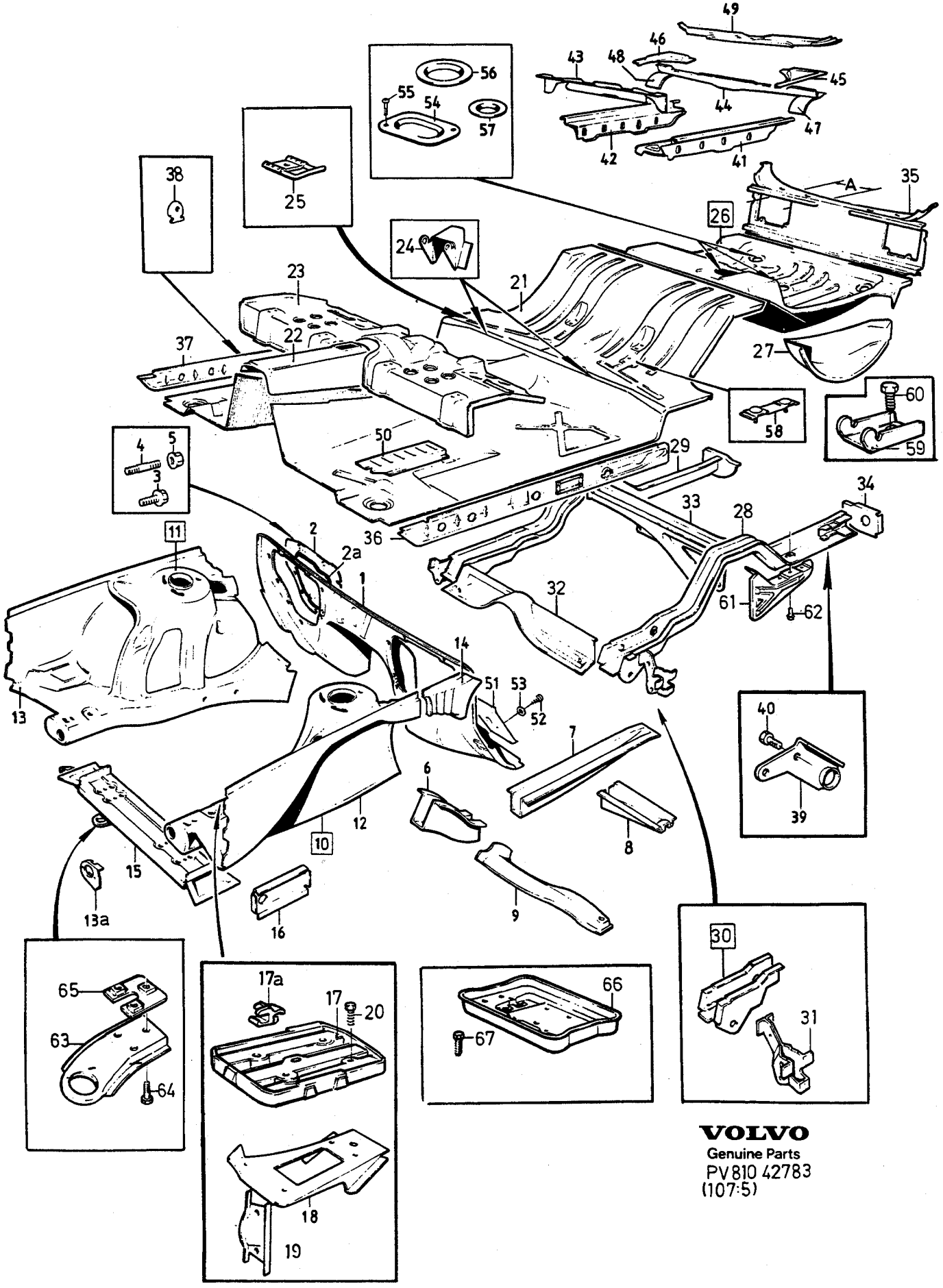

VOLVO
Genuine Parts
PV810 42783
(107:5)

A
B
C
D
E

BODY FRAME
FLOOR SECTION

KAROSSERISTOMME
GOLVPARTI

Group
Grupp
81

Page
Sida
905

Fig	Part No. Artikel nr	Quantity /Antal A	B	C	D	E	PS	Description	Benämning	Notes Anmärkning	SR
	1315600-5	1	-	-	-	-		Rear section	Bakstycke	4DRS -1985, A=310mm. (1246175)	2
	1315600-5	1	-	-	-	-		Rear section	Bakstycke	4DRS 1986-	2
36	1201960-0	1	-	-	-	-		Bottom rail, l.h.	Bottensvällare, v		3
37	1201961-8	1	-	-	-	-		Bottom rail, r.h.	Bottensvällare, h		3
38	679993-6	2	-	-	-	-		•Nut plate	•Mutterplatta		5
39	1203289-2	1	-	-	-	-		Towing eye	Bogserögla	-1985	5
	1315751-6	1	-	-	-	-		Towing eye	Bogserögla	1986-	5
40	946471-0	1	-	-	-	-		Flange screw	Flänsskruv		2
41	1255512-4	1	-	-	-	-		Side panel, l.h.	Sidoplåt, v	5DRS -1985.	5
	1315788-8	1	-	-	-	-		Side panel, l.h.	Sidoplåt, v	5DRS 1986- (1315861)	5
42	1255514-0	1	-	-	-	-		Side panel, r.h.	Sidoplåt, h	5DRS -1986.	5
	1315653-4	1	-	-	-	-		Side panel, r.h.	Sidoplåt, h	5DRS 1986-	5
43	1203046-6	1	-	-	-	-		Member, front	Balk, främre	5DRS	5
44	1304367-4	1	-	-	-	-		Crossmember	Tvärbalk	5DRS -1985.	5
	1315615-3	1	-	-	-	-		Crossmember	Tvärbalk	5DRS 1986-	5
45	676982-2	1	-	-	-	-		Tie plate, l.h.	Knutplåt, v	5DRS -1985.	5
	1315761-5	1	-	-	-	-		Tie plate, l.h.	Knutplåt, v	5DRS 1986-	5
46	676983-0	1	-	-	-	-		Tie plate, r.h.	Knutplåt, h	5DRS -1985.	5
	1315762-3	1	-	-	-	-		Tie plate, r.h.	Knutplåt, h	5DRS 1986-	5
47	1315659-1	1	-	-	-	-		Cover plate, l.h.	Täckplåt, v	5DRS. (1203268)	4
48	1315660-9	1	-	-	-	-		Cover plate, r.h.	Täckplåt, h	5DRS. (1203269)	4
49	1202567-2	1	-	-	-	-		Crossmember	Tvärbalk	5DRS -1985.	5
	1315742-5	1	-	-	-	-		Crossmember	Tvärbalk	245, 1986-	5
50	1315867-0	1	-	-	-	-		Cover plate, l.h.	Täckplåt, v	1) (1202107)	4
	1315868-8	1	-	-	-	-		Cover plate, r.h.	Täckplåt, h	1) (1202108)	4
51	686974-7	1	-	-	-	-		Foot rest	Fotstöd	1)	4
☆ 52	969278-1	2	-	-	-	-		Screw	Skruv	1) (955138)	2
53	940090-4	2	-	-	-	-		Washer	Bricka	1)	2
54	1203996-2	1	-	-	-	-		Cover plate	Täckplåt	1)	3
☆ 55	969473-8	2	-	-	-	-		Screw	Skruv	1) (955137)	2
56	1213819-4	1	-	-	-	-		Sealing washer	Tätningsbricka		2
57	1211880-8	2	-	-	-	-		Sealing washer	Tätningsbricka		2
58	1201965-9	1	-	-	-	-		Attaching plate reducing valve	Fästplatta reduceringsventil		5
☆ 59	3525133-9	2	-	-	-	-		Bracket	Konsol	4DRS	5
60	946440-5	2	-	-	-	-		Flange screw	Flänsskruv		2
61	1247534-9	1	-	-	-	-		Support, l.h.	Stöd, v	(J)	5
	1247535-6	1	-	-	-	-		Support, r.h.	Stöd, h	(J)	5
62	948327-2	4	-	-	-	-		Flange screw	Flänsskruv		2
63	1304435-9	1	-	-	-	-		Towing eye	Bogserögla		5
64	946173-2	3	-	-	-	-		Flange screw	Flänsskruv		2
65	1254997-8	1	-	-	-	-		Nut plate	Mutterplatta		5
66	1267850-4	1	-	-	-	-		Battery shelf	Batterihylla	DSL -1986.	4
67	947107-9	4	-	-	-	-		Flange screw	Flänsskruv	DSL -1986.	2

1) Not included in complete body. / Ingår ej i komplett kaross.

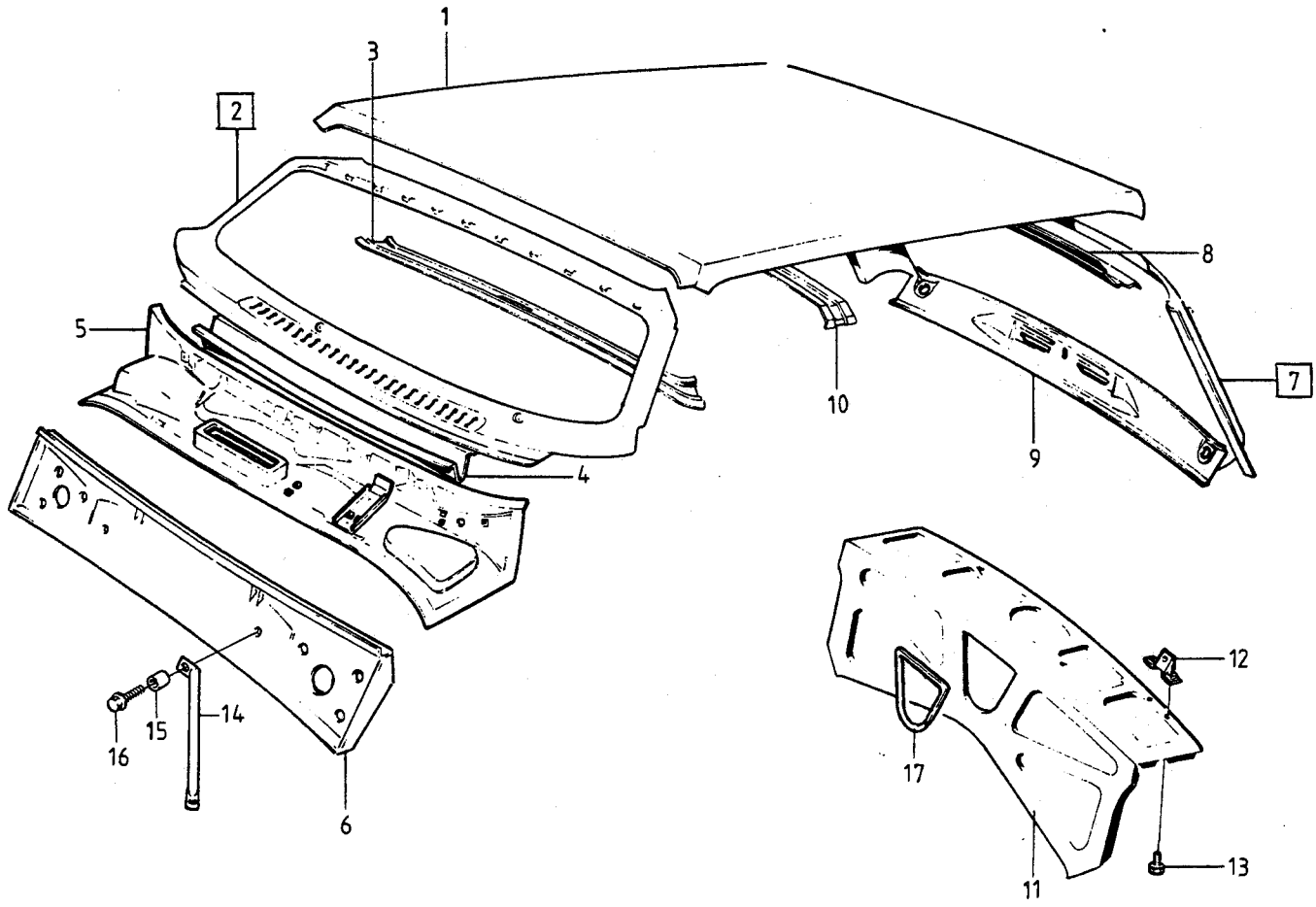

VOLVO PARTS
1 080 31750
(107:6)

A
B
C
D
E

BODY FRAME
ROOF SECTION

KAROSSERISTOMME
TAKPARTI

Group
Grupp
81

Page
Sida
907

4 DRS

Fig	Part No. Artikel nr	Quantity /Antal A	B	C	D	E	PS	Description	Benämning	Notes Anmärkning	SR
1	1254822-8	1	-	-	-	-		Roof plate	Takplåt	W/O S.R	4
	1254823-6	1	-	-	-	-		Roof plate	Takplåt	S.R	4
	1382291-1	1	-	-	-	-		•Frame	•Ram	S.R	
										SEE 83•973	5
2	1254959-8	1	-	-	-	-		Windscreen frame	Vindruteram	-1985	4
	1315857-1	1	-	-	-	-		Windscreen frame	Vindruteram	1986-	4
3	686008-4	1	-	-	-	-		•Windscreen member	•Vindrutebalk		4
4	1213984-6	1	-	-	-	-		Protecting plate	Skyddsplåt	-1985	4
	1315576-7	1	-	-	-	-		Protecting plate	Skyddsplåt	1986-	4
5	1202788-4	1	-	-	-	-		Cowl member	Torpedbalk	L.H.D	5
	1202790-0	1	-	-	-	-		Cowl member	Torpedbalk	R.H.D	5
6	1315752-4	1	-	-	-	-		Firewall	Mellanbräda	L.H.D (1315752)	5
	1315759-9	1	-	-	-	-		Firewall	Mellanbräda	R.H.D (1255626)	5
7	1254130-6	1	-	-	-	-		Rear window frame	Bakruteram		5
8	675781-9	1	-	-	-	-		•Member	•Balk		4
9		1	-	-	-	-	NS	•Member	•Balk		
10	677571-2	1	-	-	-	-		Roof arch	Takbåge	W/O S.R	4
11	675433-7	1	-	-	-	-		Rear shelf	Hatthylla		5
12	1254126-4	3	-	-	-	-		Bracket	Konsol	1) (AUS)	4
13	948893-3	6	-	-	-	-		Flange screw	Flänsskruv	1) (AUS)	2
14	1246228-9	1	-	-	-	-		Stay, l.h.	Stag, v		4
	1246229-7	1	-	-	-	-		Stay, r.h.	Stag, h		4
15	1255671-8	2	-	-	-	-		Spacer sleeve	Distanshylsa		4
16	945444-8	2	-	-	-	-		Flange screw	Flänsskruv		2
17	679754-2	X	-	-	-	-		Edge protection moulding	Kantskyddslist	LG 440mm	2

1) Not included in complete body. / Ingår ej i komplett kaross.

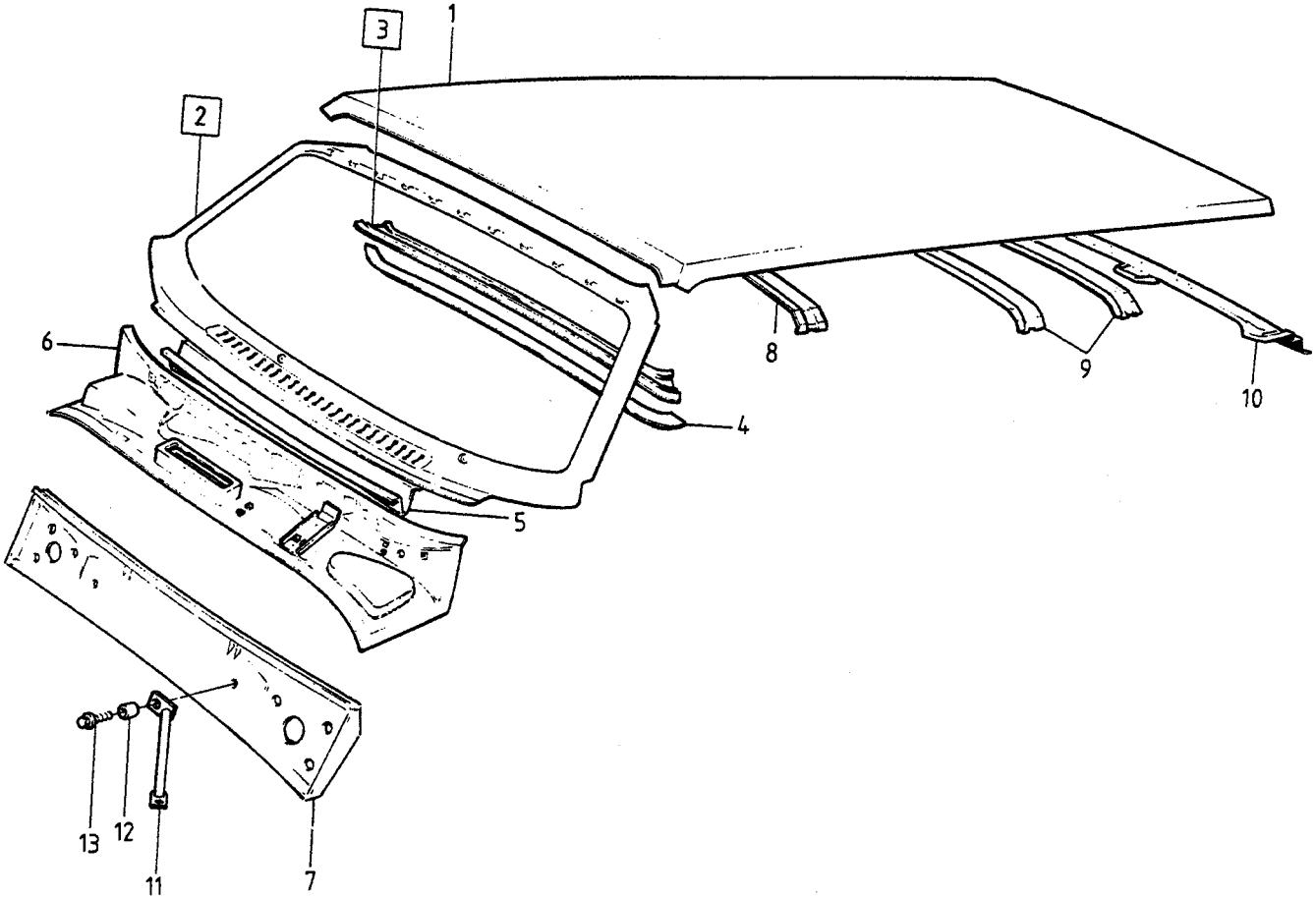
1
2
3
4
5
6
7
8
9
10
11
12
13

A
B
C
D
E

BODY FRAME
ROOF SECTION

KAROSSERISTOMME
TAKPARTI

5 DRS

Group
Grupp
81

Page
Sida
909

Fig	Part No. Artikel nr	Quantity /Antal A	B	C	D	E	PS	Description	Benämning	Notes Anmärkning	SR
1	1254825-1	1	-	-	-	-		Roof plate	Takplåt		4
2	1254959-8	1	-	-	-	-		Windscreen frame	Vindruteram	-1985	4
	1315857-1	1	-	-	-	-		Windscreen frame	Vindruteram	1986-	4
3	686008-4	1	-	-	-	-		•Windscreen member	•Vindrutebalk		4
4	676065-6	1	-	-	-	-		••Headlining retainer	••Taktygshållare		4
5	1213984-6	1	-	-	-	-		Protecting plate	Skyddsplåt	-1985	4
	1315576-7	1	-	-	-	-		Protecting plate	Skyddsplåt	1986-	4
6	1202788-4	1	-	-	-	-		Cowl member	Torpedbalk	L.H.D	5
	1202790-0	1	-	-	-	-		Cowl member	Torpedbalk	R.H.D	5
7	1315752-4	1	-	-	-	-		Firewall	Mellanbräda	L.H.D (1255625)	5
	1315759-9	1	-	-	-	-		Firewall	Mellanbräda	R.H.D (1255626)	5
8	1315541-1	1	-	-	-	-		Roof arch	Takbåge		4
9	1315528-8	2	-	-	-	-		Roof arch	Takbåge		4
10	677510-0	1	-	-	-	-		Crossmember	Tvärbalk		4
11	1246228-9	1	-	-	-	-		Stay, l.h.	Stag, v		4
	1246229-7	1	-	-	-	-		Stay, r.h.	Stag, h		4
12	1255671-8	2	-	-	-	-		Spacer sleeve	Distanshylsa		4
13	945444-8	2	-	-	-	-		Flange screw	Flänsskruv		2

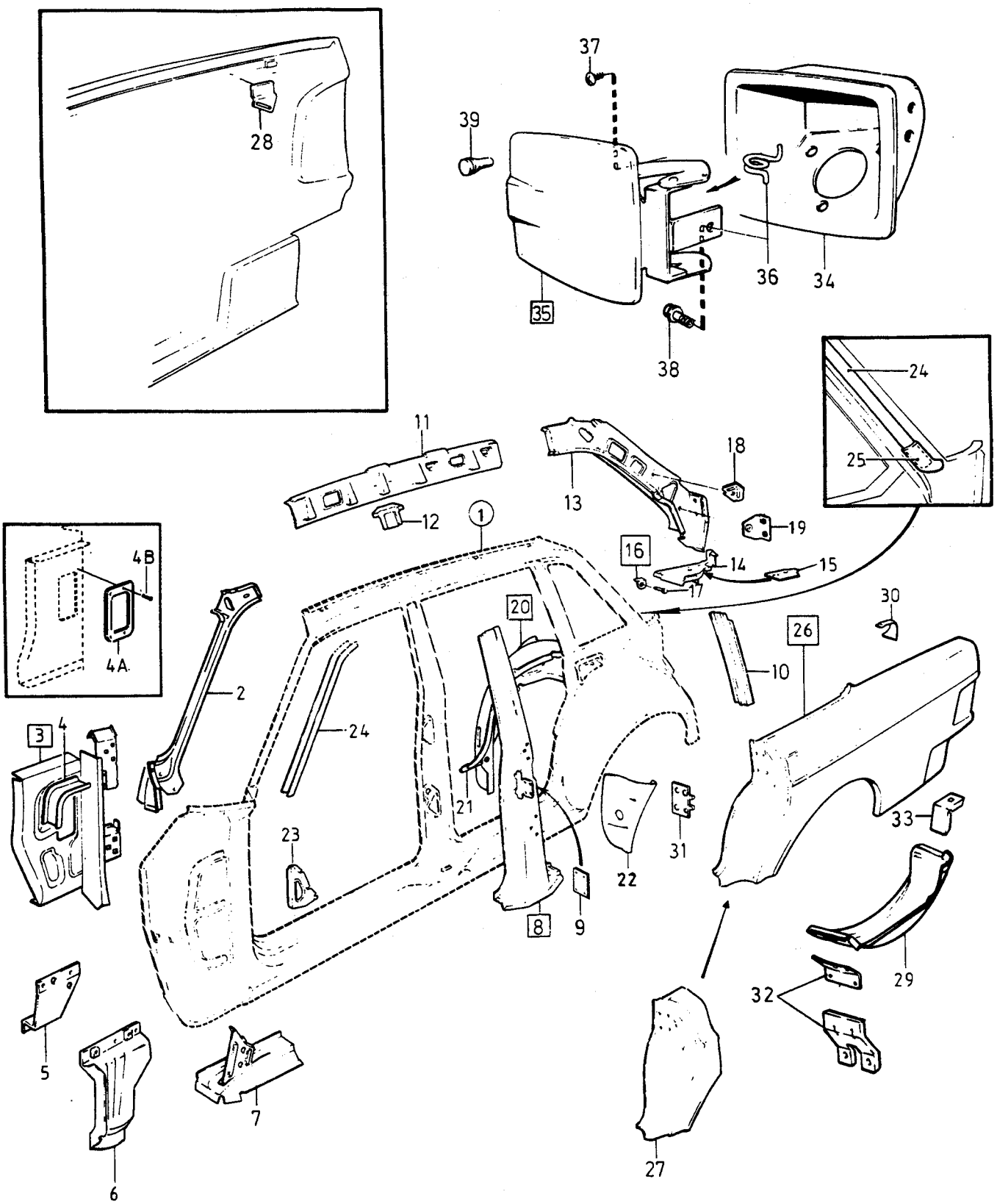

VOLVO
Genuine Parts
PV 811 44218

A
B
C
D
E

BODY FRAME
BODY SIDE

KAROSSERISTOMME
KAROSSIDA

4 DRS

Group
Grupp
81

Page
Sida
911

Fig	Part No. Artikel nr	Quantity /Antal A	B	C	D	E	PS	Description	Benämning	Notes Anmärkning	SR
1	1315138-6	1	-	-	-	-		Body side, l.h.	Karossida, v		5
	1315139-4	1	-	-	-	-		Body side, r.h.	Karossida, h		5
								•SEE **81**•919	•SEE **81**•919		
2	1202766-0	1	-	-	-	-		Windscreen pillar, l.h.	Vindrutestolpe, v		4
	1202767-8	1	-	-	-	-		Windscreen pillar, r.h.	Vindrutestolpe, h		4
3	1304132-2	1	-	-	-	-		Cowl side, l.h.	Torpedsida, v		5
	1304133-0	1	-	-	-	-		Cowl side, r.h.	Torpedsida, h		5
4	675452-7	1	-	-	-	-		•Run-off plate, l.h.	•Avrinningsplåt, v		4
	675453-5	1	-	-	-	-		•Run-off plate, r.h.	•Avrinningsplåt, h		4
4a	1211668-7	1	-	-	-	-		Cover plate	Täckplåt	(J)	5
☆ 4b	969278-1	7	-	-	-	-		Screw	Skruv	(955138)	2
5	1201758-8	1	-	-	-	-		Tie plate, l.h.	Knutplåt, v		5
	1201759-6	1	-	-	-	-		Tie plate, r.h.	Knutplåt, h		5
☆ 6	1382317-4	1	-	-	-	-		Tie plate, l.h.	Knutplåt, v	(1201766)	5
☆	1382318-2	1	-	-	-	-		Tie plate, r.h.	Knutplåt, h	(1201767)	5
7	676159-7	1	-	-	-	-		Cover plate, l.h.	Täckplåt, v		5
	676160-5	1	-	-	-	-		Cover plate, r.h.	Täckplåt, h		5
8	1247853-3	1	-	-	-	-		B-pillar, l.h. outer	B-stolpe, v yttre		3
	1247854-1	1	-	-	-	-		B-pillar, r.h. outer	B-stolpe, h yttre		3
9	1254055-5	2	-	-	-	-		•Nut plate	•Mutterplatta		4
10	1304558-8	1	-	-	-	-		C-pillar, l.h.	C-stolpe, v		4
	1304559-6	1	-	-	-	-		C-pillar, r.h.	C-stolpe, h		4
11	680214-4	1	-	-	-	-		Cant rail, l.h. inner	Taksvällare, v inre		4
	680215-1	1	-	-	-	-		Cant rail, r.h. inner	Taksvällare, h inre		4
12	679718-7	2	-	-	-	-		Reinforcement	Förstärkning		4
13	675972-4	-1	-	-	-	-		Cant rail, l.h. inner	Taksvällare, v inre		4
	675973-2	1	-	-	-	-		Cant rail, r.h. inner	Taksvällare, h inre		4
14	682379-3	1	-	-	-	-		Tie plate, l.h.	Knutplåt, v		4
	682380-1	1	-	-	-	-		Tie plate, r.h.	Knutplåt, h		4
15	1211935-0	1	-	-	-	-		Reinforcement, l.h.	Förstärkning, v		3
	1211936-8	1	-	-	-	-		Reinforcement, r.h.	Förstärkning, h		3
16	678026-6	2	-	-	-	-		Bracket	Konsol		4
								Gas spring	Gasfjäder		
17		2	-	-	-	-	NS	•Spring pin	•Rörpinne		
18	685634-8	2	-	-	-	-		Nut plate	Mutterplatta		5
								Seat belt	Bilbälte		
19	1254134-8	2	-	-	-	-		Nut plate	Mutterplatta		4
								Hinge	Gångjärn		
20	1255392-1	1	-	-	-	-		Wheel housing, l.h. inner	Hjulhus, v inre		5
	1255393-9	1	-	-	-	-		Wheel housing, r.h. inner	Hjulhus, h inre		5
21	675257-0	1	-	-	-	-		•Tie plate, l.h.	•Knutplåt, v		5
	675258-8	1	-	-	-	-		•Tie plate, r.h.	•Knutplåt, h		5
22	1202913-8	1	-	-	-	-		End plate, l.h.	Gavelplåt, v		3
	1202914-6	1	-	-	-	-		End plate, r.h.	Gavelplåt, h		3
23	675445-1	4	-	-	-	-		Partition wall	Mellanvägg		4
24	1203469-0	1	-	-	-	-		Drip moulding, l.h.	Dropplist, v		4
	1203470-8	1	-	-	-	-		Drip moulding, r.h.	Dropplist, h		4
25	1202928-6	1	-	-	-	-		Edge protection, l.h.	Kantskydd, v	1) (D)	2
	1202929-4	1	-	-	-	-		Edge protection, r.h.	Kantskydd, h	1) (D)	2
26	1315966-0	1	-	-	-	-		Rear mudguard, l.h.	Bakskärm, v	(1315966)	2
	1315967-8	1	-	-	-	-		Rear mudguard, r.h.	Bakskärm, h	(1246161)	2
27	1254166-0	1	-	-	-	-		•Mudguard repair part, l.h	•Skärmdel, v		2
	1254167-8	1	-	-	-	-		•Mudguard repair part, r.h	•Skärmdel, h		2
28	1213978-8	1	-	-	-	-		Strap attachment	Remfäste		4
29	1315611-2	1	-	-	-	-		Spare wheel well, l.h. outer	Reservhjulsbalja, v yttre	(1246189)	4
	1315612-0	1	-	-	-	-		Spare wheel well, r.h. outer	Reservhjulsbalja, h yttre	(1246190)	4
30	1246162-0	1	-	-	-	-		Tie plate, l.h.	Knutplåt, v		2
	1246163-8	1	-	-	-	-		Tie plate, r.h.	Knutplåt, h		2
31	1254055-5	2	-	-	-	-		Nut plate	Mutterplatta		4
32	675936-9	2	-	-	-	-		Bracket	Konsol	-1985	5

1) Not included in complete body. / Ingår ej i komplett kaross.

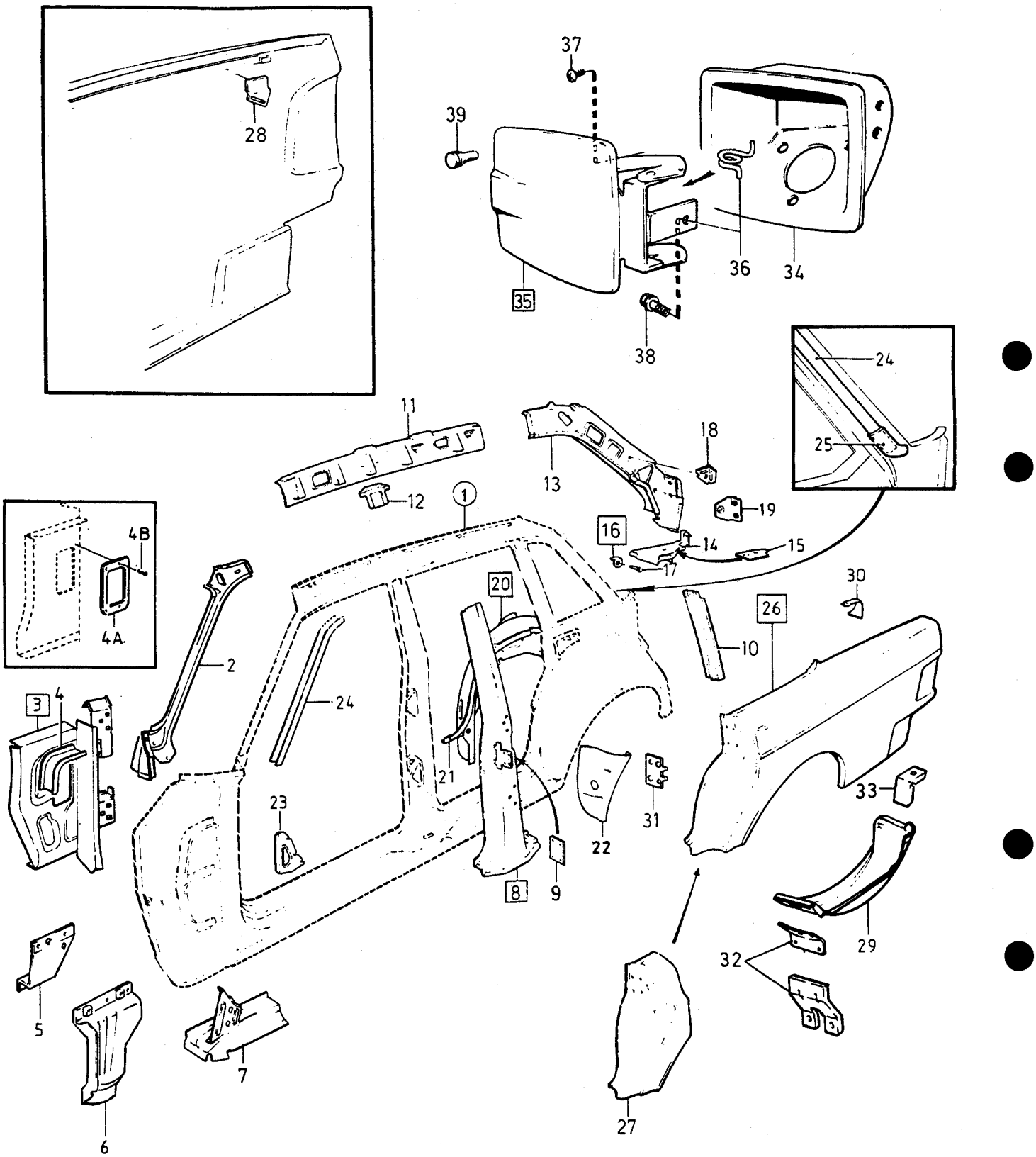

VOLVO
Genuine Parts
PV 811 44218

A
B
C
D
E

BODY FRAME — KAROSSERISTOMME
BODY SIDE — KAROSSIDA

Group / Grupp: 81

Page / Sida: 913

4 DRS

Fig	Part No. / Artikel nr	Quantity / Antal A	B	C	D	E	PS	Description	Benämning	Notes / Anmärkning	SR
	1315750-8	2	-	-	-	-		Bracket	Konsol	1986-	2
33	1315817-5	2	-	-	-	-		Bracket	Konsol	1986-	2
34	1254459-9	1	-	-	-	-		Filler housing	Påfyllningshus		4
35	1315484-4	1	-	-	-	-		Lid	Lucka	(1255045)	3
36	1203473-2	2	-	-	-	-		• Spring	• Fjäder		2
37	946832-3	2	-	-	-	-		Screw	Skruv		2
38	965395-7	1	-	-	-	-		Screw	Skruv		2
39	1316583-2	2	-	-	-	-		Plug	Plugg		2

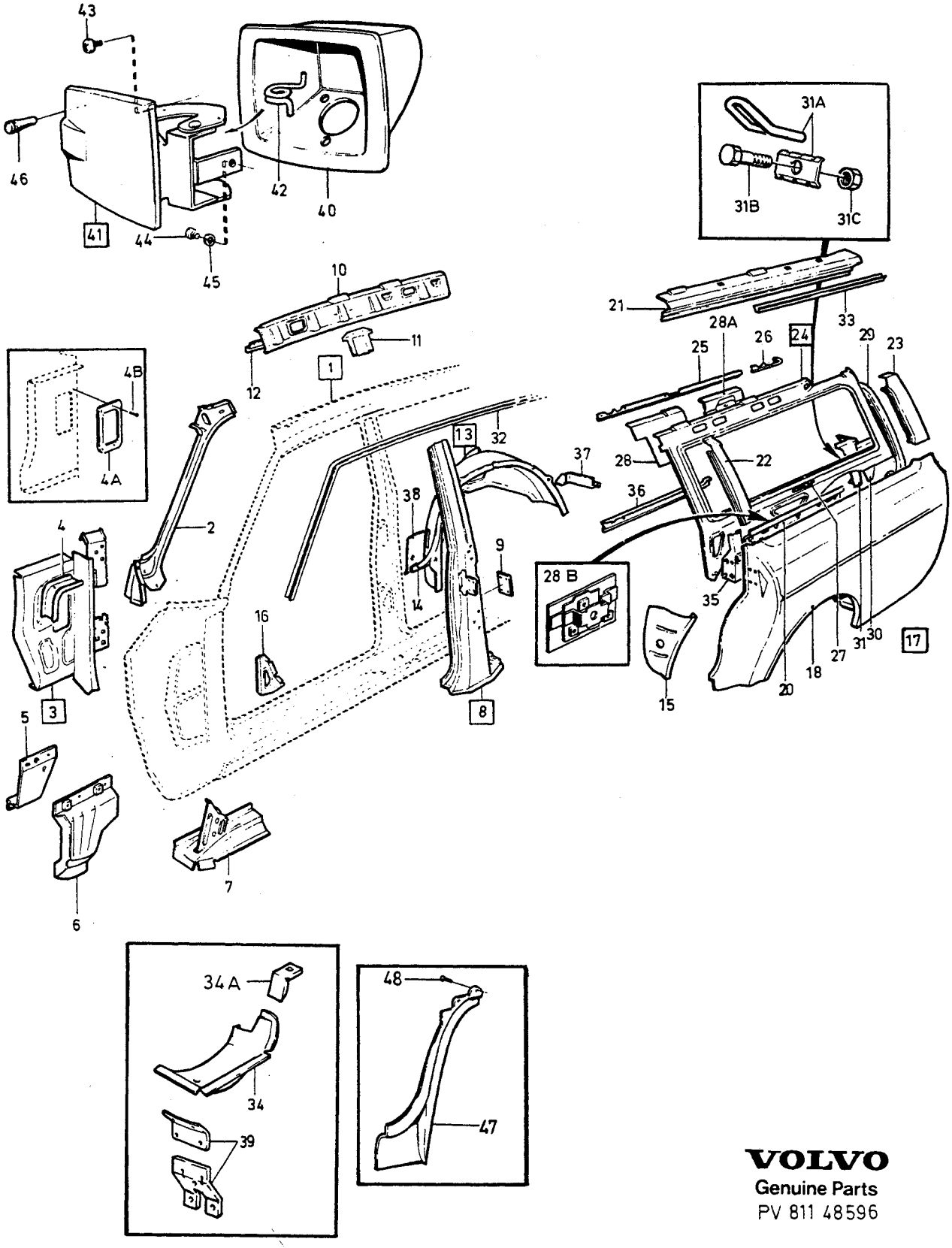

VOLVO
Genuine Parts
PV 811 48596

A
B
C
D
E

BODY FRAME
BODY SIDE

KAROSSERISTOMME
KAROSSIDA

Group
Grupp
81

Page
Sida
915

5 DRS

Fig	Part No. Artikel nr	Quantity /Antal A	B	C	D	E	PS	Description	Benämning	Notes Anmärkning	SR
1		1	-	-	-	-	NS	Body side, l.h.	Karossida, v		
		1	-	-	-	-	NS	Body side, r.h.	Karossida, h		
								•SEE **81**•921	•SEE **81**•921		
2	1202766-0	1	-	-	-	-		Windscreen pillar, l.h.	Vindrutestolpe, v		4
	1202767-8	1	-	-	-	-		Windscreen pillar, r.h.	Vindrutestolpe, h		4
3	1304132-2	1	-	-	-	-		Cowl side, l.h. inner	Torpedsida, v inre		5
	1304133-0	1	-	-	-	-		Cowl side, r.h. inner	Torpedsida, h inre		5
4	675452-7	1	-	-	-	-		•Run-off plate, l.h.	•Avrinningsplåt, v		4
	675453-5	1	-	-	-	-		•Run-off plate, r.h.	•Avrinningsplåt, h		4
4a	1211668-7	1	-	-	-	-		Cover plate	Täckplåt	(J)	5
4b	969278-1	7	-	-	-	-		Screw	Skruv	(955138)	2
5	1201758-8	1	-	-	-	-		Tie plate, l.h. inner	Knutplåt, v inre		5
	1201759-6	1	-	-	-	-		Tie plate, r.h. inner	Knutplåt, h inre		5
☆ 6	1382317-4	1	-	-	-	-		Tie plate, l.h. outer	Knutplåt, v yttre	(1201766)	5
☆	1382318-2	1	-	-	-	-		Tie plate, r.h. outer	Knutplåt, h yttre	(1201767)	5
7	676159-7	1	-	-	-	-		Cover plate, l.h.	Täckplåt, v		5
	676160-5	1	-	-	-	-		Cover plate, r.h.	Täckplåt, h		5
8	1247853-3	1	-	-	-	-		B-pillar, l.h. outer	B-stolpe, v yttre		3
	1247854-1	1	-	-	-	-		B-pillar, r.h. outer	B-stolpe, h yttre		3
9	1254055-5	2	-	-	-	-		•Nut plate	•Mutterplatta		4
10	680214-4	1	-	-	-	-		Cant rail, l.h. inner	Taksvällare, v inre		4
	680215-1	1	-	-	-	-		Cant rail, r.h. inner	Taksvällare, h inre		4
11	679718-7	2	-	-	-	-		Reinforcement	Förstärkning		4
12	*676076*	1	-	-	-	-	OP	Headlining retainer, l.h.	Taktygshållare, v	-1985	4
	1315782-1	1	-	-	-	-		Headlining retainer, l.h.	Taktygshållare, v	1986-	4
	676077-1	1	-	-	-	-		Headlining retainer, r.h.	Taktygshållare, h	-1985	4
	1315783-9	1	-	-	-	-		Headlining retainer, r.h.	Taktygshållare, h	1986-	4
13	1255394-7	1	-	-	-	-		Wheel housing, l.h. inner	Hjulhus, v inre		5
	1255395-4	1	-	-	-	-		Wheel housing, r.h. inner	Hjulhus, h inre		5
14	675257-0	1	-	-	-	-		•Tie plate, l.h.	•Knutplåt, v		5
	675258-8	1	-	-	-	-		•Tie plate, r.h.	•Knutplåt, h		5
15	1202913-8	1	-	-	-	-		End plate, l.h.	Gavelplåt, v		3
	1202914-6	1	-	-	-	-		End plate, r.h.	Gavelplåt, h		3
16	675445-1	4	-	-	-	-		Partition wall	Mellanvägg		4
17		1	-	-	-	-	NS	Rear section, l.h. complete	Bakstycke, v komplett		
		1	-	-	-	-	NS	Rear section, r.h. complete	Bakstycke, h komplett		
18	1382224-2	1	-	-	-	-		•Rear mudguard, l.h.	•Bakskärm, v	(1246375) -1985	2
	1382224-2	1	-	-	-	-		•Rear mudguard, l.h.	•Bakskärm, v	(1315805) 1986-	2
	1382225-9	1	-	-	-	-		•Rear mudguard, r.h.	•Bakskärm, h	(1315806)	2
20	678763-4	2	-	-	-	-		•Reinforcement	•Förstärkning		4
21	1315803-5	1	-	-	-	-		•Cant rail, l.h.	•Taksvällare, v	(679118)	4
	1315804-3	1	-	-	-	-		•Cant rail, r.h.	•Taksvällare, h	(679119)	4
22	1315807-6	1	-	-	-	-		•C-pillar, l.h.	•C-stolpe, v	(1207540)	3
	1315808-4	1	-	-	-	-		•C-pillar, r.h.	•C-stolpe, h	(1207541)	3
23	1315809-2	1	-	-	-	-		•D-pillar, l.h.	•D-stolpe, v	(675171)	4
	1315810-0	1	-	-	-	-		•D-pillar, r.h.	•D-stolpe, h	(675172)	4
24	*(1202588)*	1	-	-	-	-	SP	Rear section, l.h. inner	Bakstycke, v inre	-1985	4
										REPL 1 PCS 1315697-1	
	1315697-1	1	-	-	-	-		Rear section, l.h. inner	Bakstycke, v inre	1986-	4
	1315698-9	1	-	-	-	-		Rear section, r.h. inner	Bakstycke, h inre	(1202590)	4
25	1315618-7	1	-	-	-	-		•Headlining retainer, l.h.	•Taktygshållare, v	(677466)	4
	1315619-5	1	-	-	-	-		•Headlining retainer, r.h.	•Taktygshållare, h	(677467)	4
26	678777-4	1	-	-	-	-		•Headlining retainer, l.h.	•Taktygshållare, v		4
	678778-2	1	-	-	-	-		•Headlining retainer, r.h.	•Taktygshållare, h		4
27	685765-0	1	-	-	-	-		•Reinforcement, l.h.	•Förstärkning, v		3
	685766-8	1	-	-	-	-		•Reinforcement, r.h.	•Förstärkning, h		3
28	1211902-0	1	-	-	-	-		•Reinforcement, l.h.	•Förstärkning, v		5
	1211903-8	1	-	-	-	-		•Reinforcement, r.h.	•Förstärkning, h		5
28a	683576-3	2	-	-	-	-		•Nut plate	•Mutterplatta		4
28b	1207850-7	2	-	-	-	-		•Nut plate	•Mutterplatta		4
29	1315910-8	1	-	-	-	-		D-pillar, l.h. inner	D-stolpe, v inre	(1202578)	4
	1315911-6	1	-	-	-	-		D-pillar, r.h. inner	D-stolpe, h inre	(1202579)	4

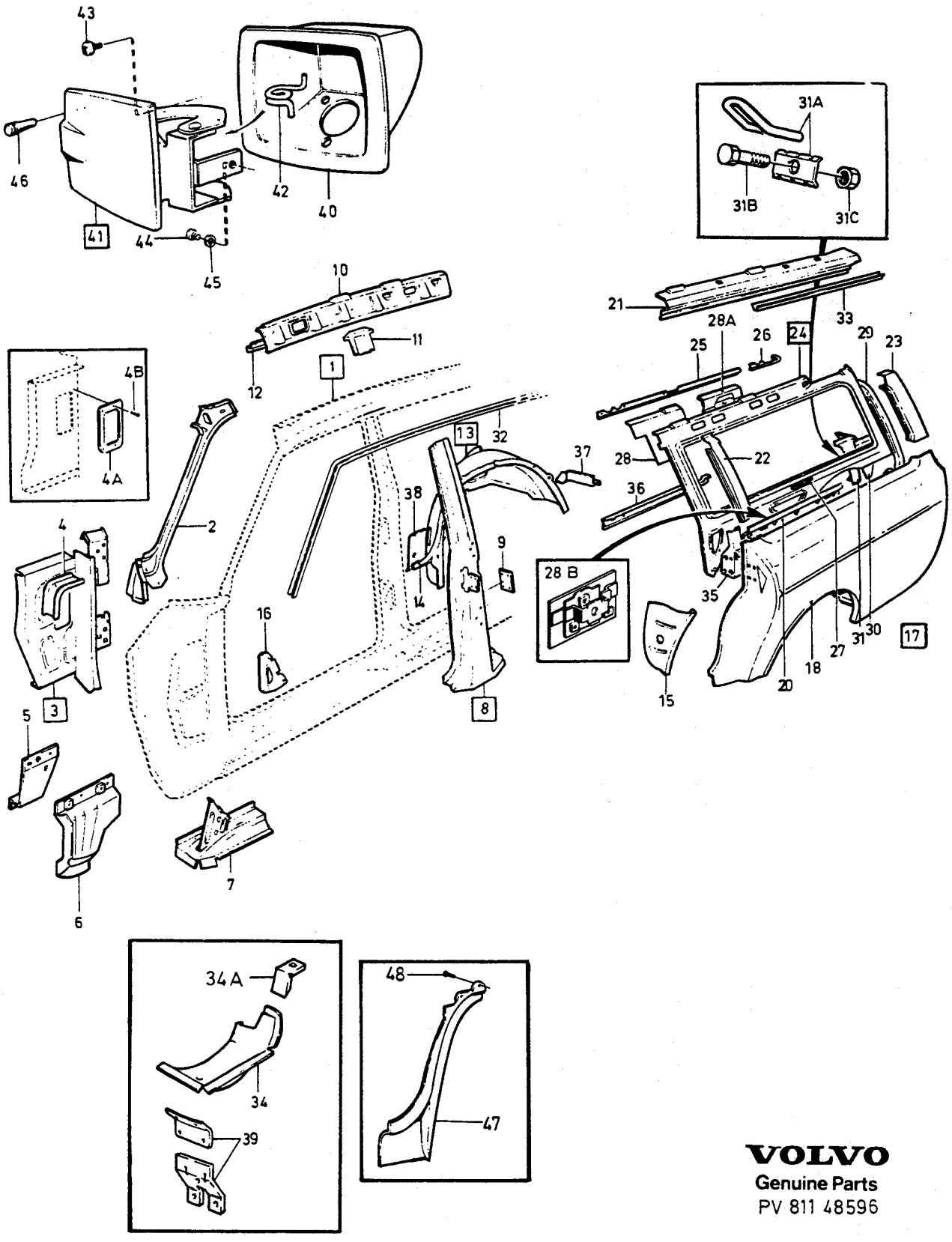

VOLVO
Genuine Parts
PV 811 48596

A
B
C
D
E

BODY FRAME
BODY SIDE

KAROSSERISTOMME
KAROSSIDA

Group
Grupp
81

Page
Sida
917

5DRS

Fig	Part No. Artikel nr	Quantity /Antal A	B	C	D	E	PS	Description	Benämning	Notes Anmärkning	SR
30	1202575-5	1	-	-	-	-		Reinforcing plate, l.h. outer	Förstärkningsplåt, v yttre		4
	1202576-3	1	-	-	-	-		Reinforcing plate, r.h. outer ...	Förstärkningsplåt, h yttre		4
31	1255222-0	1	-	-	-	-		Reinforcing plate, l.h. inner	Förstärkningsplåt, v inre		4
	1315877-9	1	-	-	-	-		Reinforcing plate, r.h. inner ...	Förstärkningsplåt, h inre	(1304366) -1985	4
	1315877-9	1	-	-	-	-		Reinforcing plate, r.h. inner ...	Förstärkningsplåt, h inre	1986-	4
31a	1264921-6	4	-	-	-	-		Anchorage	Fäste		4
31b	944926-5	2	-	-	-	-		Flange screw	Flänsskruv		2
31c	945408-3	2	-	-	-	-		Flange nut	Flänsmutter		2
32	1203471-6	1	-	-	-	-		Drip moulding, l.h.	Dropplist, v		4
	1203472-4	1	-	-	-	-		Drip moulding, r.h.	Dropplist, h		4
33	1211162-1	1	-	-	-	-		Drip moulding, l.h.	Dropplist, v		4
	1211163-9	1	-	-	-	-		Drip moulding, r.h.	Dropplist, h		4
34	1315611-2	1	-	-	-	-		Spare wheel well, l.h.	Reservhjulsbalja, v	(1246189)	4
	1315612-0	1	-	-	-	-		Spare wheel well, r.h.	Reservhjulsbalja, h	(1246190)	4
34a	1315817-5	2	-	-	-	-		Bracket	Konsol	1986-	2
35	1254135-5	1	-	-	-	-		Nut plate, l.h.	Mutterplatta, v		4
	1254136-3	1	-	-	-	-		Nut plate, r.h.	Mutterplatta, h		4
36	1203188-6	1	-	-	-	-		Bracket	Konsol		4
37	1255424-2	1	-	-	-	-		Bracket, l.h.	Konsol, v		4
	1255425-9	1	-	-	-	-		Bracket, r.h.	Konsol, h		4
38	678838-4	1	-	-	-	-		Tie plate, l.h.	Knutplåt, v		5
	678839-2	1	-	-	-	-		Tie plate, r.h.	Knutplåt, h		5
39	675936-9	2	-	-	-	-		Bracket	Konsol	-1985	5
	1315750-8	2	-	-	-	-		Bracket	Konsol	1986-	2
40	1254459-9	1	-	-	-	-		Filler housing	Påfyllningshus		4
41	1315484-4	1	-	-	-	-		Lid	Lucka	(1255045)	3
42	1203473-2	2	-	-	-	-		•Spring	•Fjäder		2
43	946832-3	2	-	-	-	-		Screw	Skruv		2
44	965395-7	1	-	-	-	-		Screw	Skruv		2
45		1	-	-	-	-	NS	•Washer	•Bricka		
46.	1316583-2	2	-	-	-	-		Plug	Plugg		2
47	679356-6	1	-	-	-	-		Retainer, l.h.	Hållare, v		4
	679357-4	1	-	-	-	-		Retainer, r.h.	Hållare, h		4
☆ 48	969473-8	4	-	-	-	-		Screw	Skruv	(955137)	2

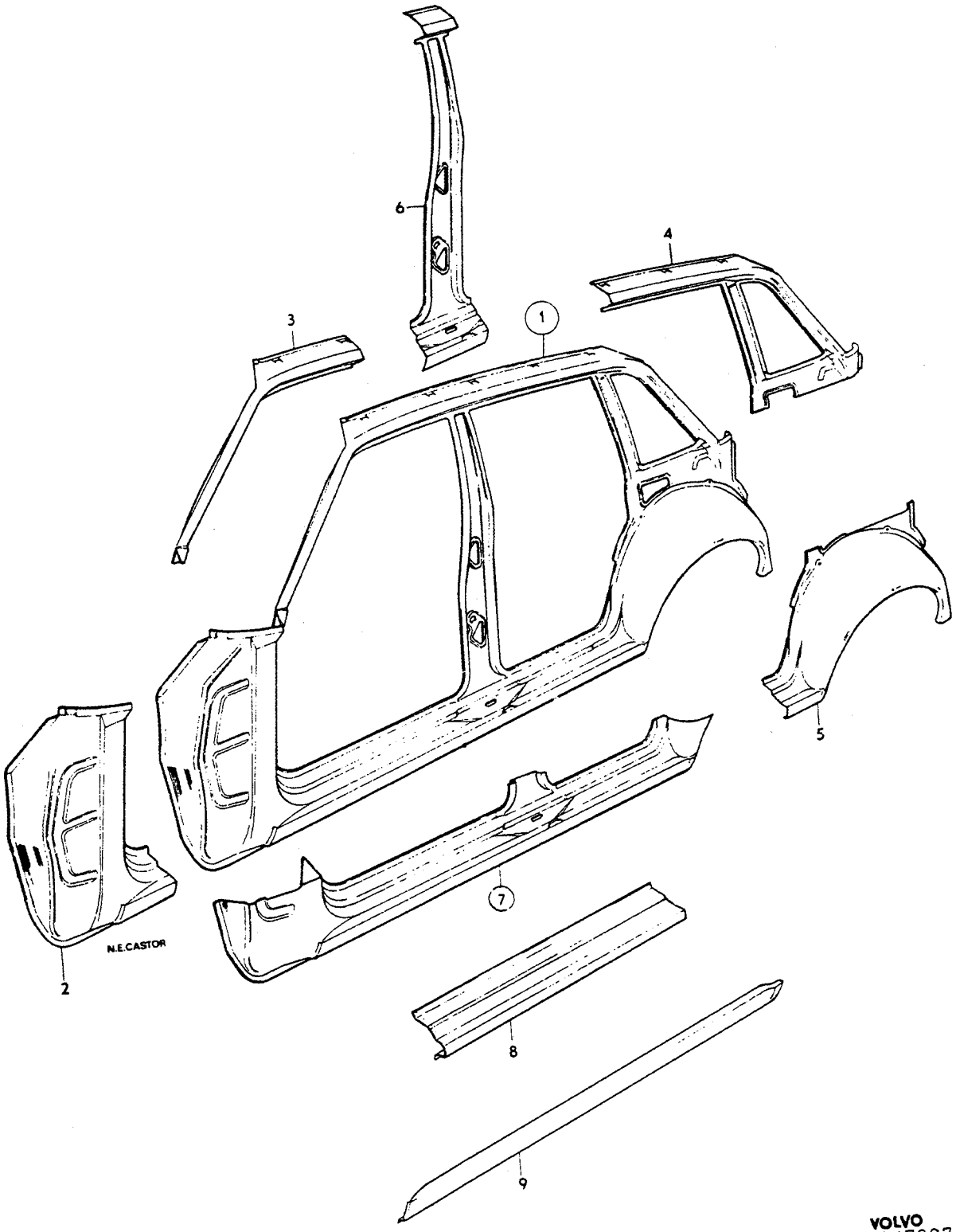

VOLVO
KA 47207

A
B
C
D
E

REPAIR PARTS, BODY SIDE — REPARATIONSDELAR, KAROSSIDA

Group / Grupp: 81

Page / Sida: 919

4 DRS

Fig	Part No. / Artikel nr	Quantity / Antal A	B	C	D	E	PS	Description	Benämning	Notes / Anmärkning	SR
1	1315138-6	1	-	-	-	-		Body side, l.h.	Karossida, v		5
	1315139-4	1	-	-	-	-		Body side, r.h.	Karossida, h		5
2	675159-8	1	-	-	-	-		•Cowl side, l.h.	•Torpedsida, v		5
	675160-6	1	-	-	-	-		•Cowl side, r.h.	•Torpedsida, h		5
3	675157-2	1	-	-	-	-		•Cant rail, l.h.	•Taksvällare, v		4
	675158-0	1	-	-	-	-		•Cant rail, r.h.	•Taksvällare, h		4
4	675167-1	1	-	-	-	-		•Window frame, l.h.	•Fönsterram, v		4
	675168-9	1	-	-	-	-		•Window frame, r.h.	•Fönsterram, h		4
5	675163-0	1	-	-	-	-		•Wheel housing, l.h.	•Hjulhus, v		5
	675164-8	1	-	-	-	-		•Wheel housing, r.h.	•Hjulhus, h		5
6	675161-4	1	-	-	-	-		•B-pillar, l.h. inner	•B-stolpe, v inre		3
	675162-2	1	-	-	-	-		•B-pillar, r.h. inner	•B-stolpe, h inre		3
7	675165-5	1	-	-	-	-		•Bottom rail, l.h.	•Bottensvällare, v		3
	675166-3	1	-	-	-	-		•Bottom rail, r.h.	•Bottensvällare, h		3
8	679642-9	2	-	-	-	-		••Bottom rail	••Bottensvällare		3
9	679652-8	1	-	-	-	-		••Bottom rail, l.h. lower part	••Bottensvällare, v undre del		3
	679653-6	1	-	-	-	-		••Bottom rail, r.h. lower part	••Bottensvällare, h undre del		3

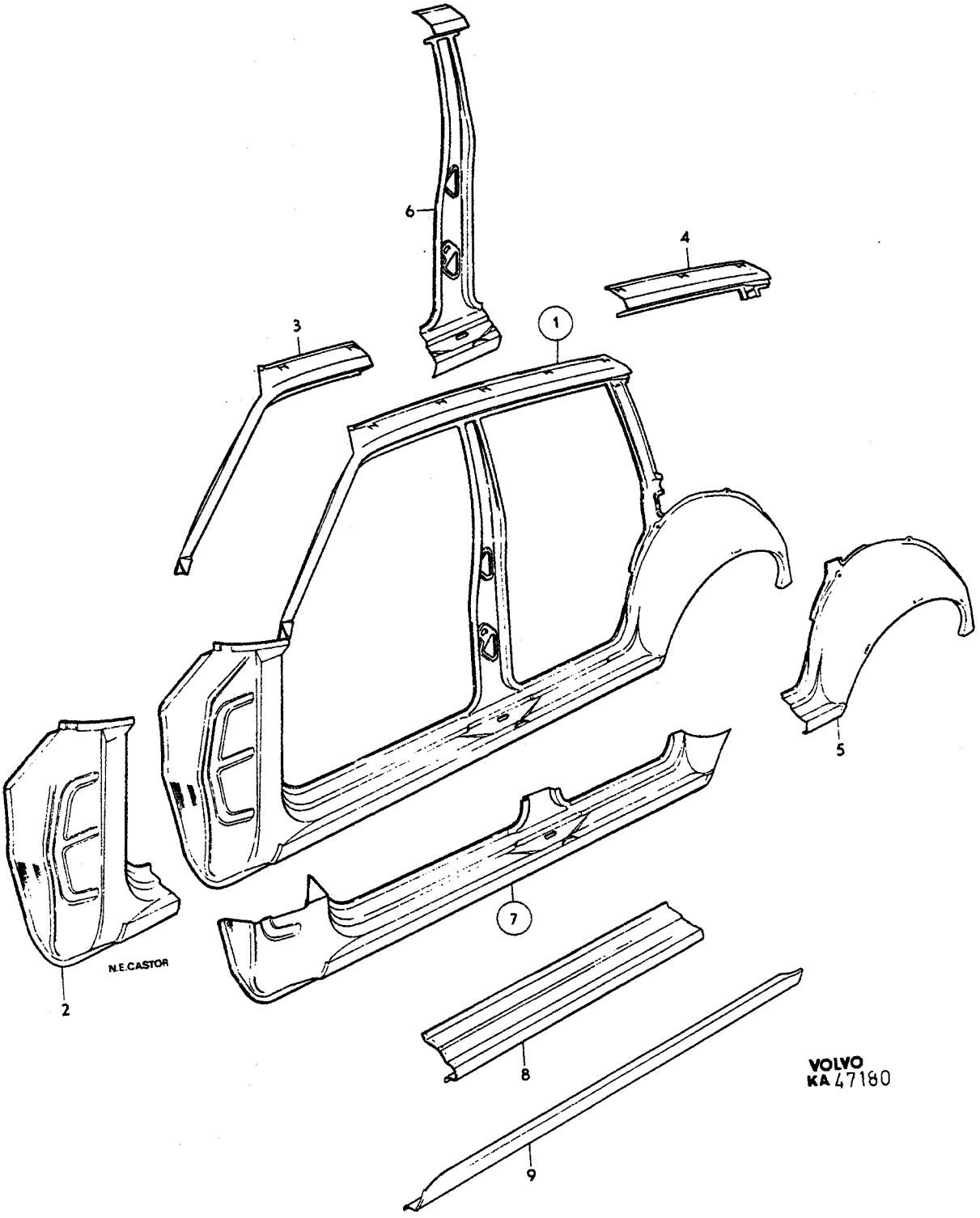
6
4
3
1
5
7
N.E.CASTOR
2
8
9
VOLVO
KA 47180

A
B
C
D
E

REPAIR PARTS, BODY SIDE — REPARATIONSDELAR, KAROSSIDA

Group / Grupp 81

Page / Sida 921

5 DRS

Fig	Part No. / Artikel nr	Quantity /Antal A	B	C	D	E	PS	Description	Benämning	Notes / Anmärkning	SR
1	1315138-6	1	-	-	-	-		Body side, l.h. blank	Karossida, v ämne		5
	1315139-4	1	-	-	-	-		Body side, r.h. blank	Karossida, h ämne		5
2	675159-8	1	-	-	-	-		•Cowl side, l.h.	•Torpedsida, v		5
	675160-6	1	-	-	-	-		•Cowl side, r.h.	•Torpedsida, h		5
3	675157-2	1	-	-	-	-		•Cant rail, l.h.	•Taksvällare, v		4
	675158-0	1	-	-	-	-		•Cant rail, r.h.	•Taksvällare, h		4
4	675169-7	1	-	-	-	-		•Cant rail, l.h.	•Taksvällare, v		4
	675170-5	1	-	-	-	-		•Cant rail, r.h.	•Taksvällare, h		4
5	675163-0	1	-	-	-	-		•Wheel housing, l.h.	•Hjulhus, v		5
	675164-8	1	-	-	-	-		•Wheel housing, r.h.	•Hjulhus, h		5
6	675161-4	1	-	-	-	-		•B-pillar, l.h. inner	•B-stolpe, v inre		3
	675162-2	1	-	-	-	-		•B-pillar, r.h. inner	•B-stolpe, h inre		3
7	675165-5	1	-	-	-	-		•Bottom rail, l.h.	•Bottensvällare, v		3
	675166-3	1	-	-	-	-		•Bottom rail, r.h.	•Bottensvällare, h		3
8	679642-9	2	-	-	-	-		••Bottom rail	••Bottensvällare		3
9	679652-8	1	-	-	-	-		••Bottom rail, l.h. lower part .	••Bottensvällare, v undre del .		3
	679653-6	1	-	-	-	-		••Bottom rail, r.h. lower part .	••Bottensvällare, h undre del .		3

A B C D E

SUB GROUP
FRONT SECTION

UNDERGRUPP
FRAMPARTI

Group Grupp 82

Page Sida 923

Fig	Part No. Artikel nr	Quantity /Antal A	B	C	D	E	P S	Description	Benämning	Notes Anmärkning	S R
		-	-	-	-	-		Front mudguard and front panel	Framskärm och framstycke	SEE 82•925	
		-	-	-	-	-		Engine bonnet with fittings	Motorhuv med monteringsdetaljer	SEE 82•927	
		-	-	-	-	-		Radiator grille	Kylargaller	-1985. SEE 82•929	
		-	-	-	-	-		Radiator grille	Kylargaller	1986- SEE 82•931	

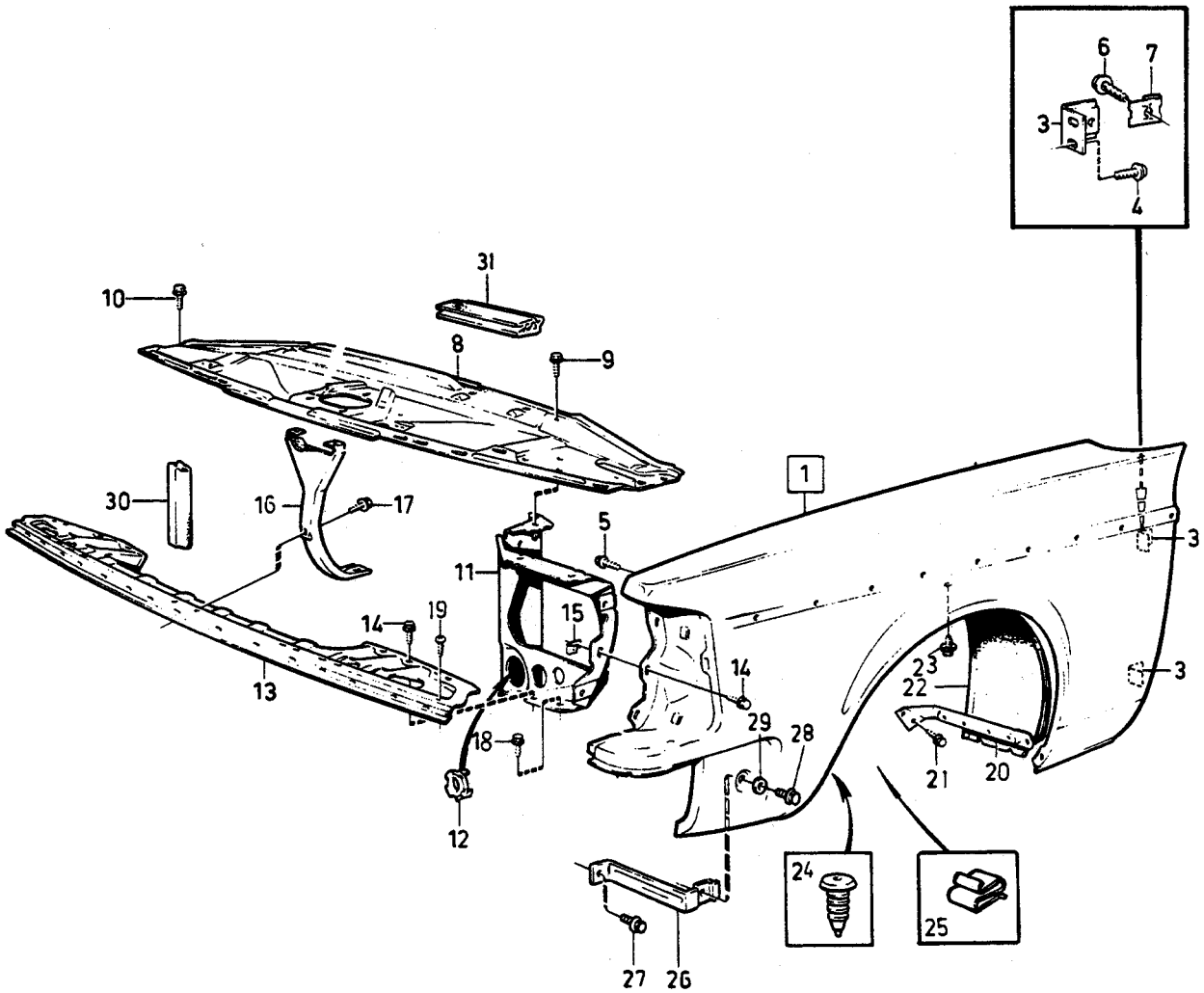

©VOLVO
Genuine Parts
PV820 41141
(107:5)

A
B
C
D
E

FRONT MUDGUARD AND FRONT PANEL FRAMSKÄRM OCH FRAMSTYCKE

Group / Grupp 82

Page / Sida 925

Fig	Part No. / Artikel nr	Quantity / Antal A	B	C	D	E	PS	Description	Benämning	Notes / Anmärkning	SR
1	1315424-0	1	-	-	-	-		Front mudguard, l.h.	Framskärm, v	(1315891)	2
	1315425-7	1	-	-	-	-		Front mudguard, r.h.	Framskärm, h	(1315892)	2
3	1254813-7	4	-	-	-	-		•Bracket	•Konsol		3
4	948664-8	4	-	-	-	-		•Screw	•Skruv		2
5	947612-8	16	-	-	-	-		Screw	Skruv		2
6	968625-4	4	-	-	-	-		Screw	Skruv		2
7	1255989-4	4	-	-	-	-		Spring nut	Fjädermutter		2
8	1315754-0	1	-	-	-	-		Cover plate	Täckplåt	(1254680)	2
9	945970-2	6	-	-	-	-		Screw	Skruv		2
10	947612-8	2	-	-	-	-		Screw	Skruv		2
11	1315756-5	1	-	-	-	-		Side panel, l.h.	Sidoplåt, v	(1255928)	2
	1315757-3	1	-	-	-	-		Side panel, r.h.	Sidoplåt, h	(1255929)	2
12	1247733-7	1	-	-	-	-		Cover	Lock	H.L.WIPER -1985	2
	1312838-4	1	-	-	-	-		Cover l.h.	Lock v	DSL W/O H.L.WIPER 1986-	2
	1372000-8	1	-	-	-	-		Cover l.h.	Lock v	DSL H.L.WIPER 1986- W/O H.L.WIPER 1986-	2
	1247733-7	1	-	-	-	-		Cover r.h.	Lock h	H.L.WIPER 1986-	2
	1255385-5	1	-	-	-	-		Cover r.h.	Lock h	W/O H.L.WIPER 1985 244 CH 86581-, 245 CH 604971- DSL H.L.WIPER 1986-	2
13	1255786-4	1	-	-	-	-		Bottom plate	Bottenplåt	-1985.	2
	1315503-1	1	-	-	-	-		Bottom plate	Bottenplåt	1986-	3
14	946485-0	12	-	-	-	-		Screw	Skruv		2
15	1255989-4	14	-	-	-	-		Spring nut	Fjädermutter		2
16	1202258-8	1	-	-	-	-		Stay	Stag	-1985.	3
	1382294-5	1	-	-	-	-		Stay	Stag	(1315674) 1986-	3
17	945358-0	3	-	-	-	-		Flange screw	Flänsskruv		2
18	945358-0	2	-	-	-	-		Flange screw	Flänsskruv		2
19	190071-1	2	-	-	-	-		Screw	Skruv		2
20	1254041-5	1	-	-	-	-		Stay, l.h.	Stag, v		3
	1254042-3	1	-	-	-	-		Stay, r.h.	Stag, h		3
21	946485-0	6	-	-	-	-		Screw	Skruv		2
22	1254747-7	1	-	-	-	-		Wheel arch liner l.h.	Innerskärm, v	1)	2
	1254748-5	1	-	-	-	-		Wheel arch liner, r.h.	Innerskärm, h	1)	2
23	946485-0	4	-	-	-	-		Screw	Skruv		2
24	1224786-2	2	-	-	-	-		Plastic rivet	Plastnit		5
25	1304974-7	12	-	-	-	-		Anchorage	Fäste	ALTER	3
26	1304147-0	2	-	-	-	-		Stay	Stag	(1304148)	3
27	946440-5	2	-	-	-	-		Flange screw	Flänsskruv	ALTER 1 M8X16	2
	946485-0	2	-	-	-	-		Screw	Skruv	ALTER 2 14X16	2
28	946440-5	2	-	-	-	-		Flange screw	Flänsskruv	ALTER 1 M8X16	2
	946485-0	2	-	-	-	-		Screw	Skruv	ALTER 2 14X16	2
29	947757-1	2	-	-	-	-		Washer	Bricka	ALTER 1	2
30	1304877-2	1	-	-	-	-		Sealing strip	Tätningslist	TURBO	3
31	699852-0	X	-	-	-	-		Protect. moulding, black	Kantskyddslist, svart	TURBO	2

1) Not included in complete body. / Ingår ej i komplett kaross.

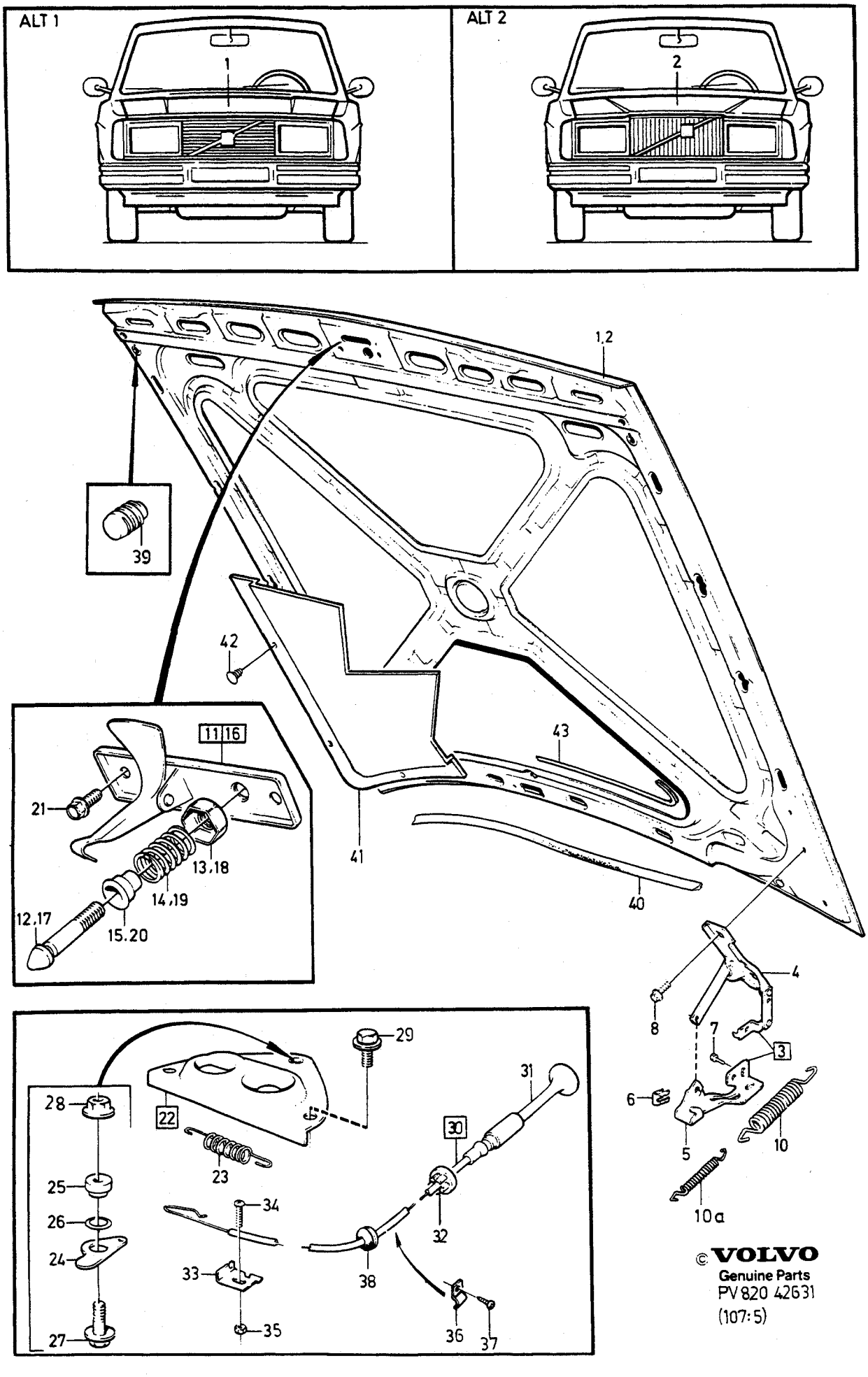

© VOLVO
Genuine Parts
PV 820 42631
(107:5)

A
B
C
D
E

ENGINE BONNET WITH FITTINGS — MOTORHUV MED MONTERINGSDETALJER

Group / Grupp 82

Page / Sida 927

Fig	Part No. Artikel nr	Quantity /Antal A	B	C	D	E	PS	Description	Benämning	Notes Anmärkning	SR
1	1315287-1	1	-	-	-	-		Bonnet	Motorhuv	ALTER 1 -1985	2
2	1304040-7	1	-	-	-	-		Bonnet	Motorhuv	ALTER 2 -1985	2
	1315399-4	1	-	-	-	-		Bonnet	Motorhuv	1986-	2
3	1382200-2	1	-	-	-	-		Bonnet hinge, l.h.	Huvgångjärn, v		3
	1382201-0	1	-	-	-	-		Bonnet hinge, r.h.	Huvgångjärn, h		3
4		-	-	-	-	-	NS	•Hinge	•Gångjärn		
5		-	-	-	-	-	NS	•Bracket	•Konsol		
6	943926-6	2	-	-	-	-		•Safety brace	•Säkringsbygel		2
7	944926-5	2	-	-	-	-		•Flange screw	•Flänsskruv		2
8	967641-2	8	-	-	-	-		Flange screw	Flänsskruv		2
10	1246406-1	2	-	-	-	-		Spring	Fjäder		3
10a	1315133-7	2	-	-	-	-		Spring	Fjäder		3
11	1382164-0	1	-	-	-	-		Bonnet lock upper	Huvlås övre	1) SEE FIG 1 -1985	2
12	682792-7	1	-	-	-	-		•Guide pin	•Styrtapp		3
13	681523-7	1	-	-	-	-		•Nut	•Mutter		3
14	681522-9	1	-	-	-	-		•Spring	•Fjäder		3
15	681521-1	1	-	-	-	-		•Stop sleeve	•Anslagshylsa		3
16	1382152-5	1	-	-	-	-		Bonnet lock upper	Huvlås övre	1) (1202279) SEE FIG 2. -1985	2
	1382152-5	1	-	-	-	-		Bonnet lock upper	Huvlås övre	1986-	2
17	1202280-2	1	-	-	-	-		•Guide pin	•Styrtapp		3
18	681523-7	1	-	-	-	-		•Nut	•Mutter		3
19	1202281-0	1	-	-	-	-		•Spring	•Fjäder		2
20	681521-1	1	-	-	-	-		•Stop sleeve	•Anslagshylsa		3
21	946440-5	2	-	-	-	-		Flange screw	Flänsskruv	1)	2
22	1202665-4	1	-	-	-	-		Bonnet lock lower	Huvlås nedre	1)	2
23	681932-0	1	-	-	-	-		•Spring	•Fjäder		3
24	685872-4	1	-	-	-	-		Lever	Hävarm	1) R.H.D	2
25	685873-2	1	-	-	-	-		Spacer washer	Distansbricka	1) R.H.D	2
26	120164-9	1	-	-	-	-		Washer	Bricka	1) R.H.D	2
27	947542-7	1	-	-	-	-		Flange screw	Flänsskruv	1) R.H.D	2
28	968761-7	1	-	-	-	-		Nut	Mutter	1) R.H.D	2
29	949113-5	3	-	-	-	-		Screw	Skruv	1) L.H.D	2
	949113-5	2	-	-	-	-		Screw	Skruv	1) R.H.D	2
30	1382127-7	1	-	-	-	-		Bonnet lock control	Huvlåsreglage	1) (1211514)	3
31	1202772-8	1	-	-	-	-		•Pull rod	•Dragstång		3
32	1382125-1	1	-	-	-	-		•Clip	•Clips	1)	3
33	682040-1	1	-	-	-	-		Clamp	Klamma	1)	2
34	956075-6	1	-	-	-	-		Screw	Skruv	1)	2
35	955780-2	1	-	-	-	-		Nut	Mutter	1)	2
36	951187-4	1	-	-	-	-		Clamp	Klamma	1)	2
37	958236-2	1	-	-	-	-		Screw	Skruv	1)	2
38	941266-9	1	-	-	-	-		Plug	Propp		4
☆ 39	1382135-0	2	-	-	-	-		Buffer	Buffert	1) (1202237)	3
40	1254597-6	1	-	-	-	-		Sealing strip	Tätningslist	-1985	2
	1372080-0	1	-	-	-	-		Sealing moulding	Tätningslist	1986-	2
41	1246850-0	1	-	-	-	-		Sound absorber	Ljudabsorbent	1) ALTER 1 -1985,SEE FIG 1	2
	1304162-9	1	-	-	-	-		Sound absorber	Ljudabsorbent	1) ALTER 2 -1985,SEE FIG 1	2
	1360533-2	1	-	-	-	-		Sound absorber	Ljudabsorbent	1986-	2
42	1247342-7	16	-	-	-	-		Clip, black	Clips, svart	1) -1985 ALTER 1,SEE FIG 1	3
	1304376-5	16	-	-	-	-		Clip	Clips	1) -1985 ALTER 2,SEE FIG 1	3
	1304376-5	25	-	-	-	-		Clip	Clips	1986-	3
43	679754-2	X	-	-	-	-		Edge protection moulding	Kantskyddslist	CARB, LG 260	2

1) Not included in complete body. / Ingår ej i komplett kaross.

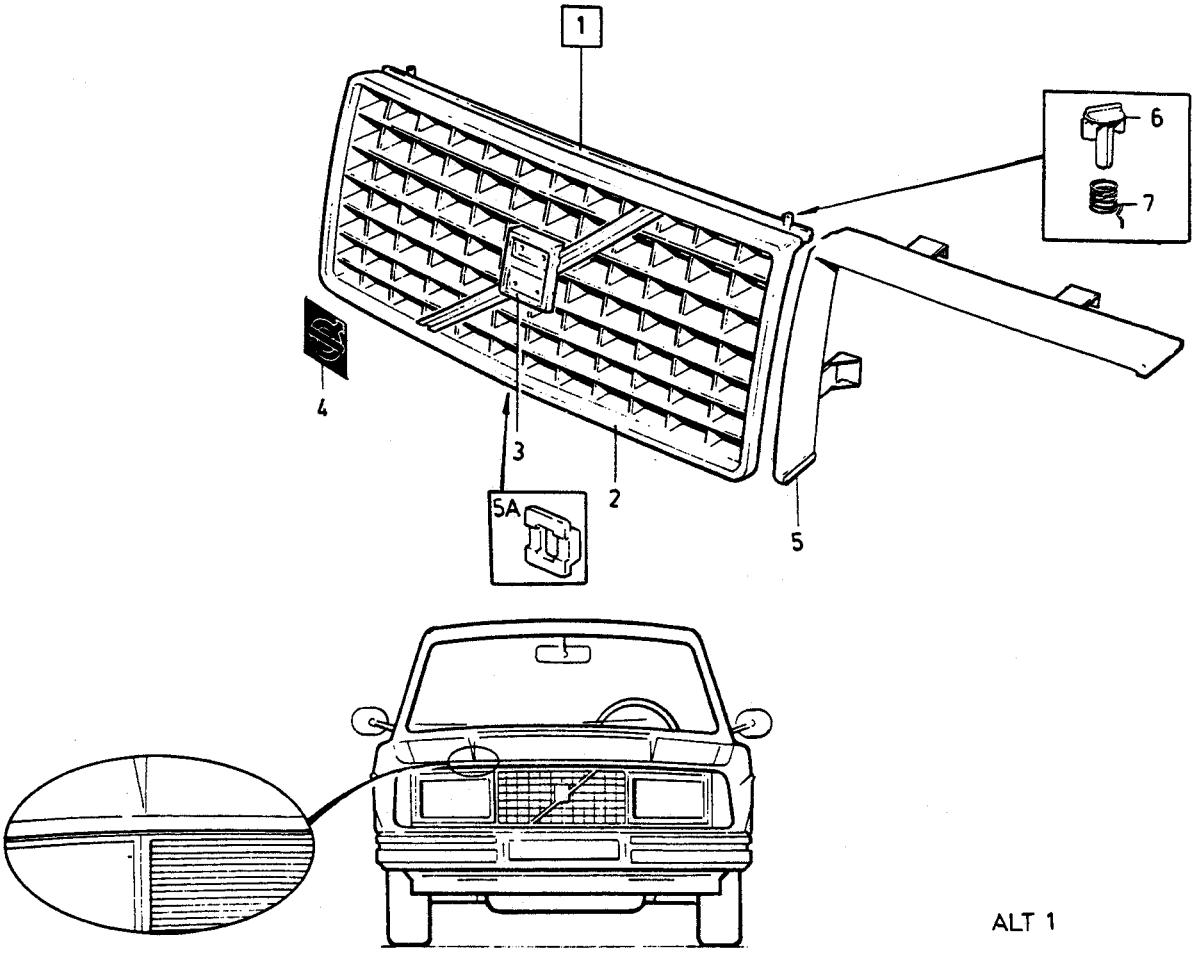

ALT 1

ALT 2

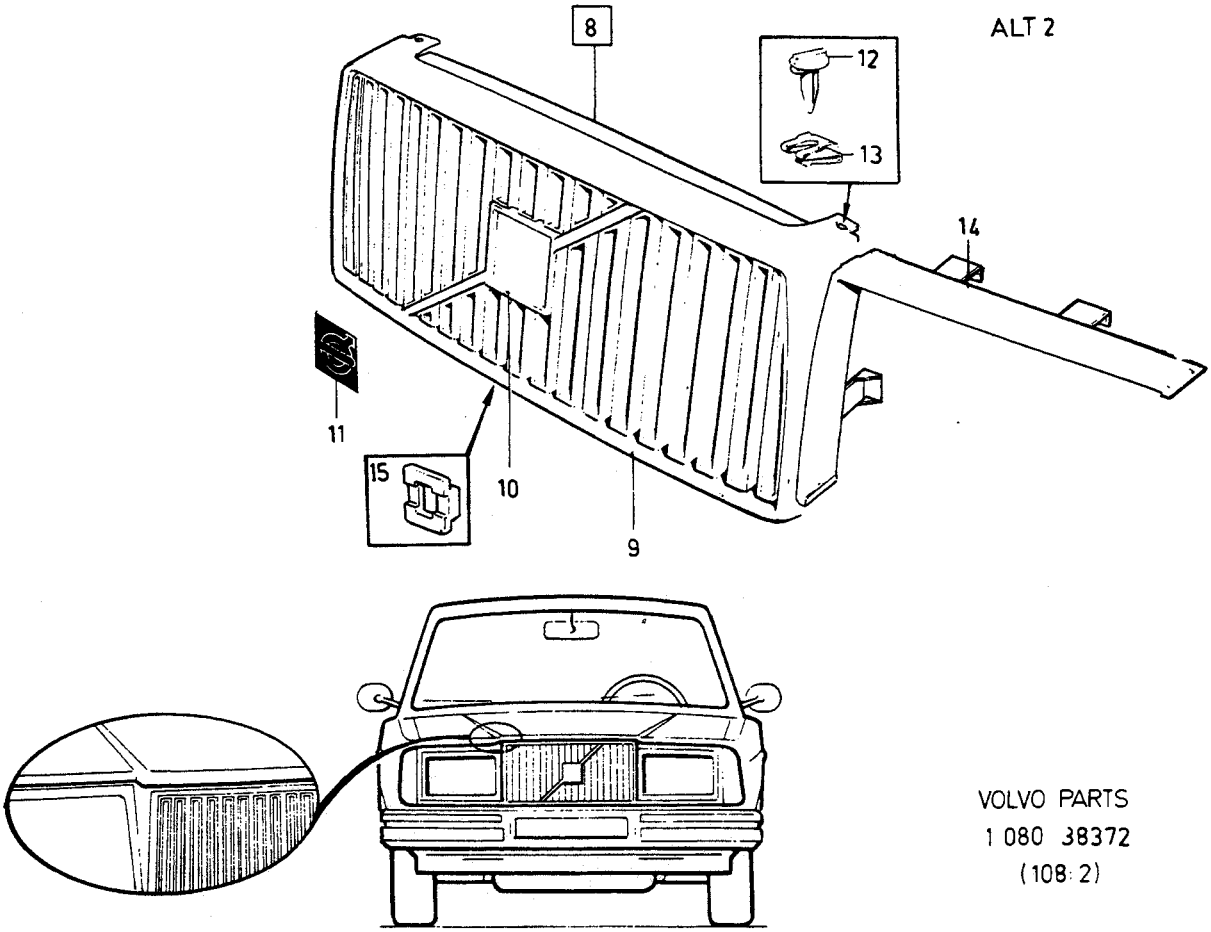

VOLVO PARTS
1 080 38372
(108:2)

A B C D E

RADIATOR GRILLE — KYLARGALLER

Group Grupp 82

Page Sida 929

-1985.

Fig	Part No. Artikel nr	Quantity /Antal A	B	C	D	E	PS	Description	Benämning	Notes Anmärkning	SR
		-	-	-	-	-		Radiator grille	Kylargaller	ALTER 1	
1	1247270-0	1	-	-	-	-		Radiator grille black with bright frame	Kylargaller svart med blank ram		2
	1304353-4	1	-	-	-	-		Radiator grille black with black frame	Kylargaller svart med svart ram		2
2		1	-	-	-	-	NS	•Frame	•Ram		
3		1	-	-	-	-	NS	•Trim moulding	•Prydnadslist		
4	1246566-2	1	-	-	-	-		••Emblem	••Emblem		2
5		-	-	-	-	-		Strip	List	SEE 35•433	
5a	1372061-0	1	-	-	-	-		Guide sleeve	Styrhylsa	ALTER.	3
6	1312712-1	2	-	-	-	-		Lock pin	Låspinne	(1201755)	2
7	1312116-5	2	-	-	-	-		Spring	Fjäder		2
		-	-	-	-	-		Radiator grille	Kylargaller	ALTER 2	
8	1247285-8	1	-	-	-	-		Radiator grille bright grille and frame	Kylargaller blank galler och ram		2
	1312354-2	1	-	-	-	-		Radiator grille black with bright frame	Kylargaller svart med blank ram		2
	1312295-7	1	-	-	-	-		Radiator grille black with black frame	Kylargaller svart med svart ram		2
9		1	-	-	-	-	NS	•Frame	•Ram		
10		1	-	-	-	-	NS	•Trim moulding	•Prydnadslist		
11	1246566-2	1	-	-	-	-		••Emblem	••Emblem		2
12	1202301-6	2	-	-	-	-		Lock pin	Låspinne		2
13	1202302-4	2	-	-	-	-		Spring clip	Fjäderklammer		2
14		-	-	-	-	-		Strip	List	SEE 35•433	
15	1372061-0	1	-	-	-	-		Guide sleeve	Styrhylsa	ALTER.	3

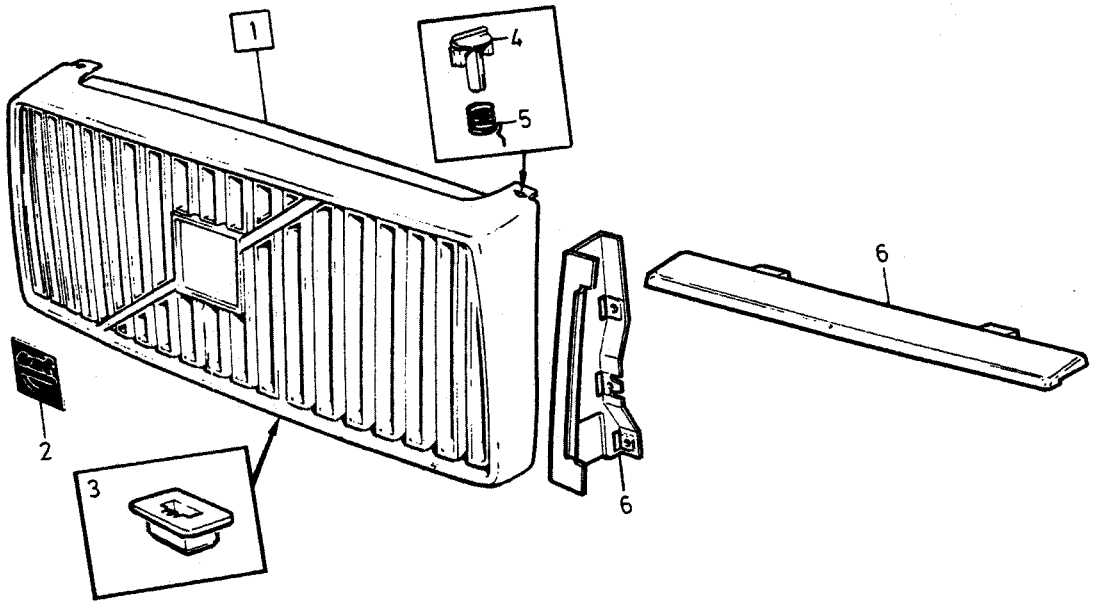
1
4
5
6
6
2
3

A
B
C
D
E

RADIATOR GRILLE KYLARGALLER

Group Grupp 82

Page Sida 931

1986-

Fig	Part No. Artikel nr	Quantity /Antal A	B	C	D	E	PS	Description	Benämning	Notes Anmärkning	SR
1	1312790-7	1	-	-	-	-		Radiator grille black with black frame	Kylargaller svart med svart ram		2
	1312656-0	1	-	-	-	-		Radiator grille black with bright frame	Kylargaller svart med blank ram		2
2	1246566-2	1	-	-	-	-		•Emblem	•Emblem		2
3	1312666-9	1	-	-	-	-		Guide sleeve	Styrhylsa		2
4	1312712-1	2	-	-	-	-		Lock pin	Låspinne		2
5	1312116-5	2	-	-	-	-		Spring	Fjäder		2
6		-	-	-	-	-		Strip	List	SEE **35**•433	

DOORS AND HATCHES /DÖRRAR OCH LUCKOR

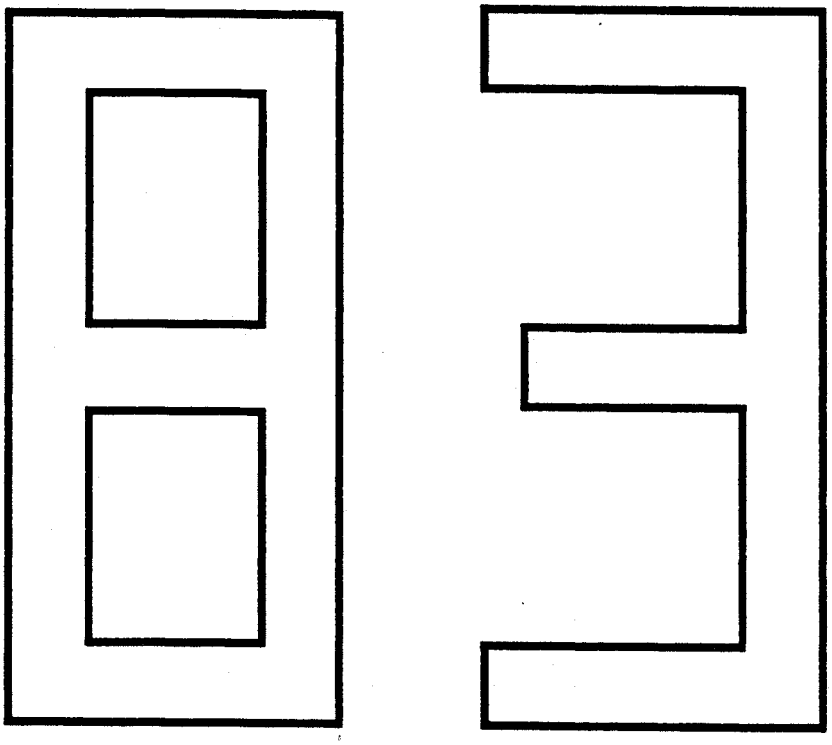

A
B
C
D
E

SUB GROUP
DOORS AND HATCHES

UNDERGRUPP
DÖRRAR OCH LUCKOR

Group
Grupp
83

Page
Sida
933

Fig	Part No. Artikel nr	Quantity /Antal A	B	C	D	E	PS	Description	Benämning	Notes Anmärkning	SR
		-	-	-	-	-		Body frame door	Karosseristomme dörr	SEE **83**•935	
		-	-	-	-	-		Door parts front door	Dörrdetaljer framdörr	SEE **83**•937	
		-	-	-	-	-		Door parts rear door	Dörrdetaljer bakdörr	SEE **83**•943	
		-	-	-	-	-		Boot lid, tailgate	Baklucka	SEE **83**•949	
		-	-	-	-	-		Boot lid components	Detaljer baklucka	4DRS -1985. SEE **83**•951	
		-	-	-	-	-		Boot lid components	Detaljer baklucka	4DRS 1986- SEE **83**•953	
		-	-	-	-	-		Tailgate components	Detaljer baklucka	5DRS -1985. SEE **83**•955	
		-	-	-	-	-		Tailgate components	Detaljer baklucka	5DRS 1986- SEE **83**•959	
		-	-	-	-	-		Lock units	Låssatser	-1985. SEE **83**•963	
		-	-	-	-	-		Lock units	Låssatser	1986- SEE **83**•969	
		-	-	-	-	-		Roof hatch	Taklucka	SEE **83**•973	

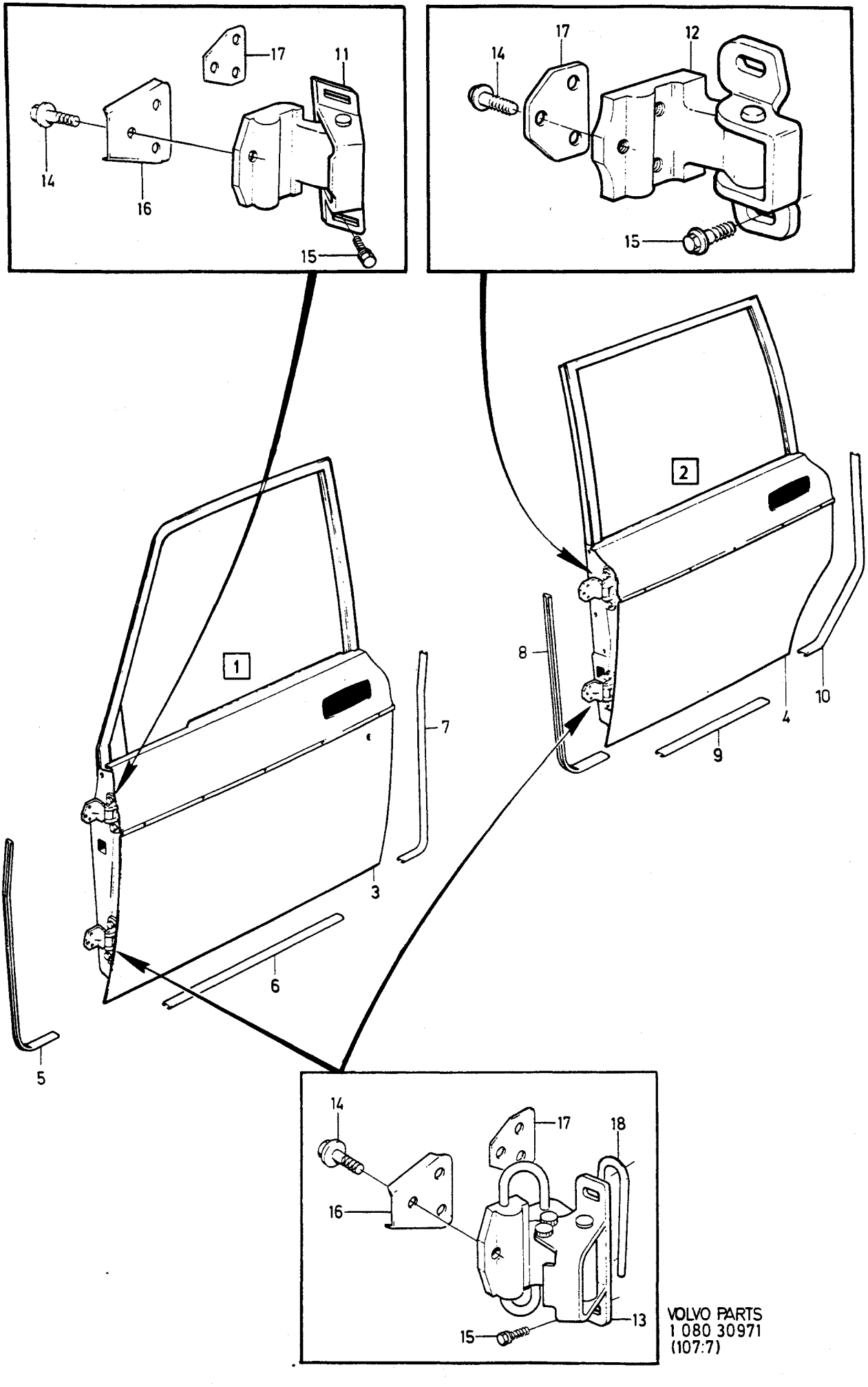

VOLVO PARTS
1 080 30971
(107:7)

A
B
C
D
E

BODY FRAME
DOOR

KAROSSERISTOMME
DÖRR

Group
Grupp
83

Page
Sida
935

Fig	Part No. Artikel nr	Quantity /Antal					P S	Description	Benämning	Notes Anmärkning	S R
		A	B	C	D	E					
1	1315683-1	1	-	-	-	-		Front door, l.h.	Framdörr, v	(1304167)	2
	1315684-9	1	-	-	-	-		Front door, r.h.	Framdörr, h	(1304168)	2
2	1315679-9	1	-	-	-	-		Rear door, l.h.	Bakdörr, v	(1255470)	2
	1315680-7	1	-	-	-	-		Rear door, r.h.	Bakdörr, h	(1255471)	2
3	1315668-2	1	-	-	-	-		•Outer panel, l.h.	•Ytterplåt, v	(1254122)	2
	1315669-0	1	-	-	-	-		•Outer panel, r.h.	•Ytterplåt, h	(1254123)	2
4	1315664-1	1	-	-	-	-		•Outer panel, l.h.	•Ytterplåt, v	(1213515)	2
	1315665-8	1	-	-	-	-		•Outer panel, r.h.	•Ytterplåt, h	(1213516)	2
5	676082-1	X	-	-	-	-		•Retainer	•Hållare	LG 660	3
6	676082-1	X	-	-	-	-		•Retainer	•Hållare	LG 480	3
7	676082-1	X	-	-	-	-		•Retainer	•Hållare	LG 650	3
8	676082-1	X	-	-	-	-		•Retainer	•Hållare	LG 660	3
9	676082-1	X	-	-	-	-		•Retainer	•Hållare	LG 280	3
10	676082-1	X	-	-	-	-		•Retainer	•Hållare	LG 680	3
11	1315654-2	1	-	-	-	-		Hinge, l.h.	Gångjärn, v	(1203530)	3
	1315655-9	1	-	-	-	-		Hinge, r.h.	Gångjärn, h	(1203531)	3
12	1315656-7	1	-	-	-	-		Hinge, l.h.	Gångjärn, v	(1315098)	3
☆	1315657-5	1	-	-	-	-		Hinge, r.h.	Gångjärn, h	(1315099)	3
13	1355200-5	2	-	-	-	-		Hinge, l.h.	Gångjärn, v	(1203528)	3
	1355201-3	2	-	-	-	-		Hinge, r.h.	Gångjärn, h	(1203529)	3
14	946440-5	24	-	-	-	-		Flange screw	Flänsskruv		2
15	946173-2	16	-	-	-	-		Flange screw	Flänsskruv		2
16	*680266*	4	-	-	-	-	OP	Washer, front	Bricka, främre		3
17	1203994-7	4	-	-	-	-		Washer, rear	Bricka, bakre		3
18	684738-8	X	-	-	-	-		Shim	Justerbleck		3

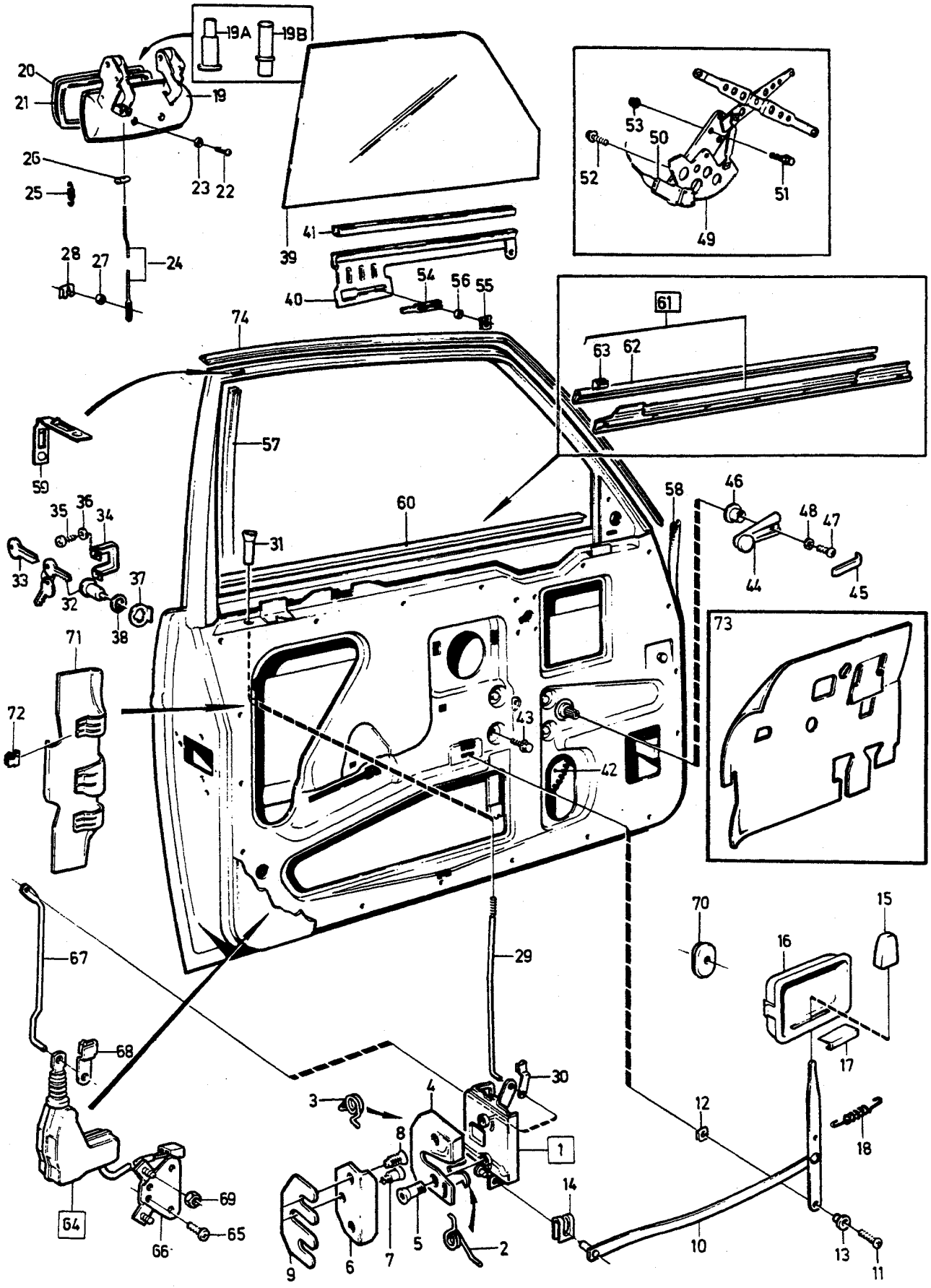

VOLVO PARTS
1 080 39931
(108:1)

A
B
C
D
E

DOOR PARTS FRONT DOOR — DÖRRDETALJER FRAMDÖRR

Group / Grupp 83

Page / Sida 937

Fig	Part No. / Artikel nr	Quantity / Antal A	B	C	D	E	PS	Description	Benämning	Notes / Anmärkning	SR
1	1246465-7	1	-	-	-	-		Lock, l.h.	Lås, v	1985.	3
	1246465-7	-	-	-	-	-		Lock, l.h.	Lås, v	R.H.D 1986-	3
	1315562-7	1	-	-	-	-		Lock, l.h.	Lås, v	L.H.D 1986-	3
	1246466-5	1	-	-	-	-		Lock, r.h.	Lås, h	1985.	3
	1315563-5	1	-	-	-	-		Lock, r.h.	Lås, h	R.H.D 1986-	3
	1246466-5	1	-	-	-	-		Lock, r.h.	Lås, h	L.H.D 1986-	3
2	1304819-4	1	-	-	-	-		•Spring, l.h.	•Fjäder, v		3
	1304820-2	1	-	-	-	-		•Spring, r.h.	•Fjäder, h		3
3	1255444-0	1	-	-	-	-		•Spring, l.h.	•Fjäder, v		2
	1255445-7	1	-	-	-	-		•Spring, r.h.	•Fjäder, h		2
4	1255996-9	1	-	-	-	-		Lock	Lås		3
	1255997-7	1	-	-	-	-		Lock	Lås		3
5	944049-6	4	-	-	-	-		Screw	Skruv		2
6	1247885-5	2	-	-	-	-		Lock brace	Låsbygel		2
7	1247886-3	2	-	-	-	-		Lock screw	Låsskruv		2
8	1247348-4	4	-	-	-	-		Screw	Skruv		3
9	1254275-9	X	-	-	-	-		Shim	Justerbleck		3
10	1315076-8	1	-	-	-	-		Door opener, l.h.	Dörröppnare, v		3
	1315077-6	1	-	-	-	-		Door opener, r.h.	Dörröppnare, h		3
11	958246-1	1	-	-	-	-		Screw	Skruv		2
12	1255989-4	1	-	-	-	-		Spring nut	Fjädermutter		2
13	1203311-4	1	-	-	-	-		Washer	Bricka		3
14	1203658-8	2	-	-	-	-		Clip	Clips		2
15	679800-3	2	-	-	-	-		Handle, black	Handtag, svart	-1985	3
	1315566-8	2	-	-	-	-		Handle, black	Handtag, svart	1986-	3
	1247364-1	2	-	-	-	-		Handle, blue	Handtag, blå	-1985	3
	1315713-6	2	-	-	-	-		Handle, blue	Handtag, blå	1986-	3
	1247365-8	2	-	-	-	-		Handle, beige	Handtag, beige	-1985	3
	1315714-4	2	-	-	-	-		Handle, beige	Handtag, beige	1986-	3
	1247366-6	2	-	-	-	-		Handle, grey	Handtag, grå		3
	1247367-4	2	-	-	-	-		Handle, brown	Handtag, brun	-1985	3
	1315715-1	2	-	-	-	-		Handle, brown	Handtag, brun	1986-	3
16	680662-4	1	-	-	-	-		Guide casing, l.h, black	Styrkåpa, v, svart		3
	1246132-3	1	-	-	-	-		Guide casing, l.h, blue	Styrkåpa, v, blå		3
	1246131-5	1	-	-	-	-		Guide casing, l.h, beige	Styrkåpa, v, beige		3
	1246130-7	1	-	-	-	-		Guide casing, l.h, grey	Styrkåpa, v, grå		3
	1246129-9	1	-	-	-	-		Guide casing, l.h, brown	Styrkåpa, v, brun		3
	680663-2	1	-	-	-	-		Guide casing, r.h, black	Styrkåpa, h, svart		3
	1246127-3	1	-	-	-	-		Guide casing, r.h, blue	Styrkåpa, h, blå		3
	1246126-5	1	-	-	-	-		Guide casing, r.h, beige	Styrkåpa, h, beige		3
	1246125-7	1	-	-	-	-		Guide casing, r.h, grey	Styrkåpa, h, grå		3
	1246124-0	1	-	-	-	-		Guide casing, r.h, brown	Styrkåpa, h, brun		3
17	680660-8	2	-	-	-	-		Seal	Tätning		2
18	1315080-0	2	-	-	-	-		Return spring	Returfjäder		2
19	1202430-3	1	-	-	-	-		Handle, l.h.	Handtag, v		2
	1202431-1	1	-	-	-	-		Handle, r.h.	Handtag, h		2
19a	685015-0	X	-	-	-	-		Rivet	Nit	1)	6
19b	685022-6	X	-	-	-	-		Rivet	Nit	1)	6
20	685836-9	2	-	-	-	-		Trim moulding bright	Prydnadslist blank	ALTER 1	3
21	685888-0	2	-	-	-	-		Sealing strip	Tätningslist	ALTER 1	2
	1254345-0	2	-	-	-	-		Sealing strip	Tätningslist	ALTER 2	2
22	956091-3	4	-	-	-	-		Screw	Skruv		2
23	940155-5	4	-	-	-	-		Lock washer	Låsbricka	-1985	2
24	1254323-7	2	-	-	-	-		Link	Länk		3
25	685007-7	2	-	-	-	-		Spring	Fjäder		2
26	687838-3	2	-	-	-	-		Pin	Tapp		4
27	945773-0	2	-	-	-	-		Washer	Bricka		2
28	94641-8	2	-	-	-	-		Lock washer	Låsbricka		2
29	1255263-4	2	-	-	-	-		Link	Länk		3

1) Not standard equipment,service alternative. / Ej standardutrustning,service alternativ.

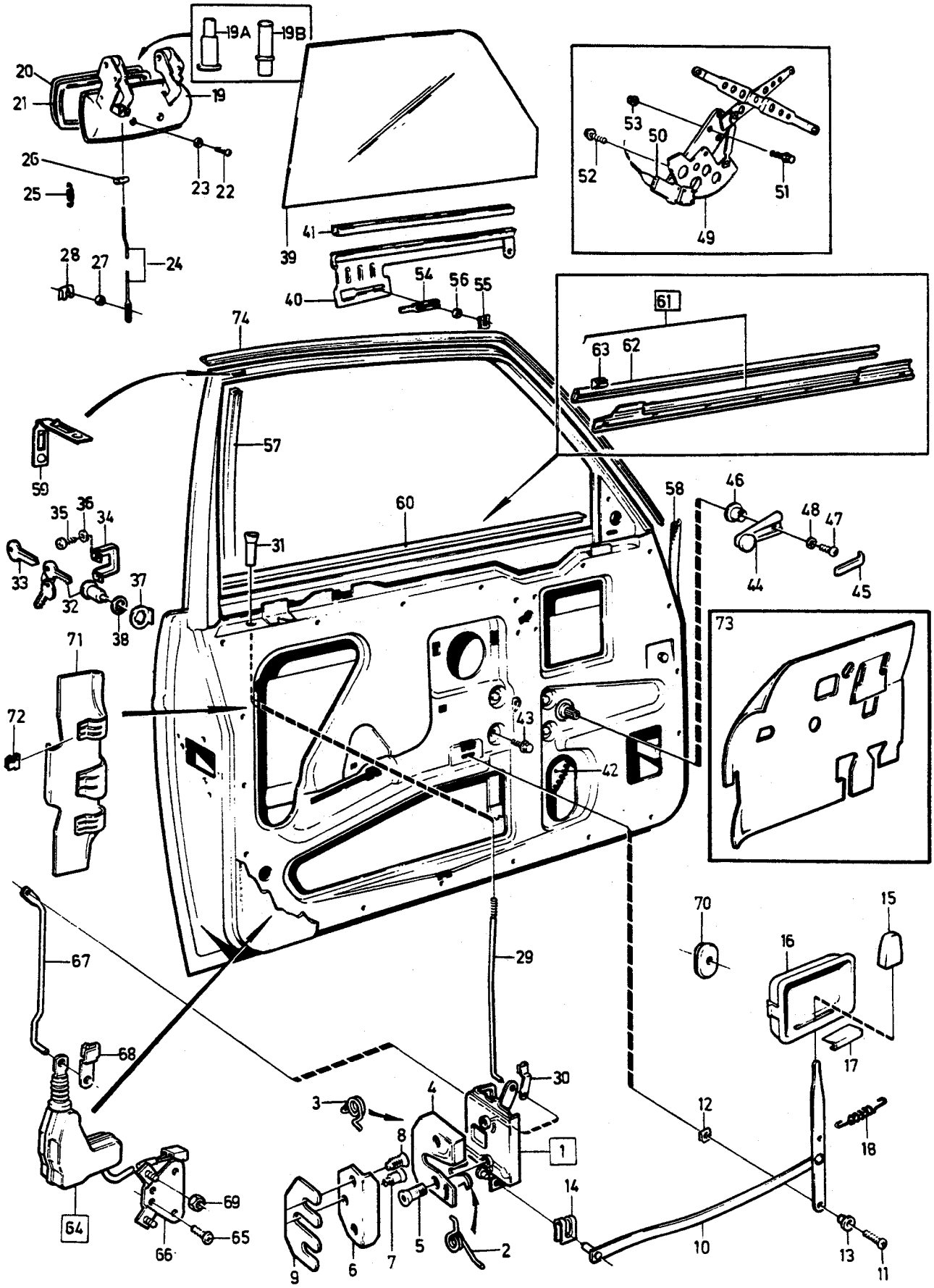

VOLVO PARTS
1 080 39931
(108:1)

A
B
C
D
E

DOOR PARTS FRONT DOOR — DÖRRDETALJER FRAMDÖRR

Group Grupp 83

Page Sida 939

Fig	Part No. Artikel nr	Quantity /Antal A	B	C	D	E	PS	Description	Benämning	Notes Anmärkning	SR
30	1304766-7	2	-	-	-	-		Clamp	Klamma		3
31	1203219-9	2	-	-	-	-		Lock button, black	Låsknapp, svart	ALTER 1	2
	1203220-7	2	-	-	-	-		Lock button bright	Låsknapp blank	ALTER 2	2
32		-	-	-	-	-		Lock kit	Låssats	-1985.	
										SEE **83**•963	
		-	-	-	-	-		Lock kit	Låssats	1986-	
										SEE **83**•969	
33	1316957-8	X	-	-	-	-		Key blank	Nyckelämne	(1229181)	2
34	1315408-3	2	-	-	-	-		Clip	Clips	(1315409)	2
35	969473-8	4	-	-	-	-		Screw	Skruv	(955137)	2
36	940090-4	4	-	-	-	-		Washer	Bricka		2
37	1334865-1	2	-	-	-	-		Lock washer	Låsbricka		2
38	1355535-4	2	-	-	-	-		Gasket	Packning		2
39		1	-	-	-	-		Glass	Glas	SEE **84**•1009	
40	1203974-9	1	-	-	-	-		Lift rail, l.h.	Hisskena, v		2
	1203975-6	1	-	-	-	-		Lift rail, r.h.	Hisskena, h		2
41	1213920-0	X	-	-	-	-		Filler strip	Fyllnadsband	LG 750 2x375mm.	2
		-	-	-	-	-		Window lift hand operated	Fönsterhiss manuell	ALTER 1	
42	1211576-2	1	-	-	-	-		•Window lift, l.h.	•Fönsterhiss, v		3
	1211577-0	1	-	-	-	-		•Window lift, r.h.	•Fönsterhiss, h		3
43	945358-0	8	-	-	-	-		•Flange screw	•Flänsskruv		2
44	1605245-8	2	-	-	-	-		•Crank, black	•Vev, svart	(1254749)	2
	1247376-5	2	-	-	-	-		•Crank, blue	•Vev, blå		2
	1247377-3	2	-	-	-	-		•Crank, beige	•Vev, beige		2
	1247378-1	2	-	-	-	-		•Crank, grey	•Vev, grå		2
	1247379-9	2	-	-	-	-		•Crank, brown	•Vev, brun		2
45	1213709-7	2	-	-	-	-		•Cover washer, black	•Täckbricka, svart	ALTER 1	3
	1247380-7	2	-	-	-	-		•Cover washer, blue	•Täckbricka, blå	ALTER 1	3
	1247381-5	2	-	-	-	-		•Cover washer, beige	•Täckbricka, beige	ALTER 1	3
	1247382-3	2	-	-	-	-		•Cover washer, grey	•Täckbricka, grå	ALTER 1	3
	1247383-1	2	-	-	-	-		•Cover washer, brown	•Täckbricka, brun	ALTER 1	3
	1213710-5	2	-	-	-	-		•Cover washer, bright	•Täckbricka, blank	ALTER 2	3
46	1213711-3	2	-	-	-	-		•Cover ring, black	•Täckring, svart		2
	1247384-9	2	-	-	-	-		•Cover ring, blue	•Täckring, blå		3
	1247385-6	2	-	-	-	-		•Cover ring, beige	•Täckring, beige		3
	1247386-4	2	-	-	-	-		•Cover ring, grey	•Täckring, grå		3
	1247387-2	2	-	-	-	-		•Cover ring, brown	•Täckring, brun		3
47	1355495-1	2	-	-	-	-		•Screw	•Skruv		2
48	955946-9	2	-	-	-	-		•Lock washer	•Låsbricka		2
		-	-	-	-	-		Window lift elec. controlled	Fönsterhiss elektriskt manövrerad	ALTER 2	
49	1255175-0	1	-	-	-	-		•Window lift, l.h. without elec. motor	•Fönsterhiss, v utan elmotor		3
	1255176-8	1	-	-	-	-		•Window lift, r.h. without elec. motor	•Fönsterhiss, h utan elmotor		3
50	1315016-4	1	-	-	-	-		•Electric motor, l.h.	•Elmotor, v		4
	1315017-2	1	-	-	-	-		•Electric motor, r.h.	•Elmotor, h		4
51	946934-7	6	-	-	-	-		•Flange screw	•Flänsskruv		2
52	946934-7	6	-	-	-	-		•Flange screw	•Flänsskruv		2
53	945407-5	2	-	-	-	-		•Flange nut	•Flänsmutter		2
54	676365-0	4	-	-	-	-		Ferrule	Skoning		3
55	1334448-6	6	-	-	-	-		Safety brace	Säkringsbygel		3
56	1334889-1	8	-	-	-	-		Washer	Bricka	M.W	2
	1334889-1	12	-	-	-	-		Washer	Bricka	P.W	2
☆ 57	3526387-0	2	-	-	-	-		Guide moulding	Styrlist	(1372074)	2
58	1312464-9	1	-	-	-	-		Sealing strip, l.h.	Tätningslist, v		2
	1312465-6	1	-	-	-	-		Sealing strip, r.h.	Tätningslist, h		2
59	1247604-0	2	-	-	-	-		Clip	Clips		2
		-	-	-	-	-		Weatherstrip	Skraplist		

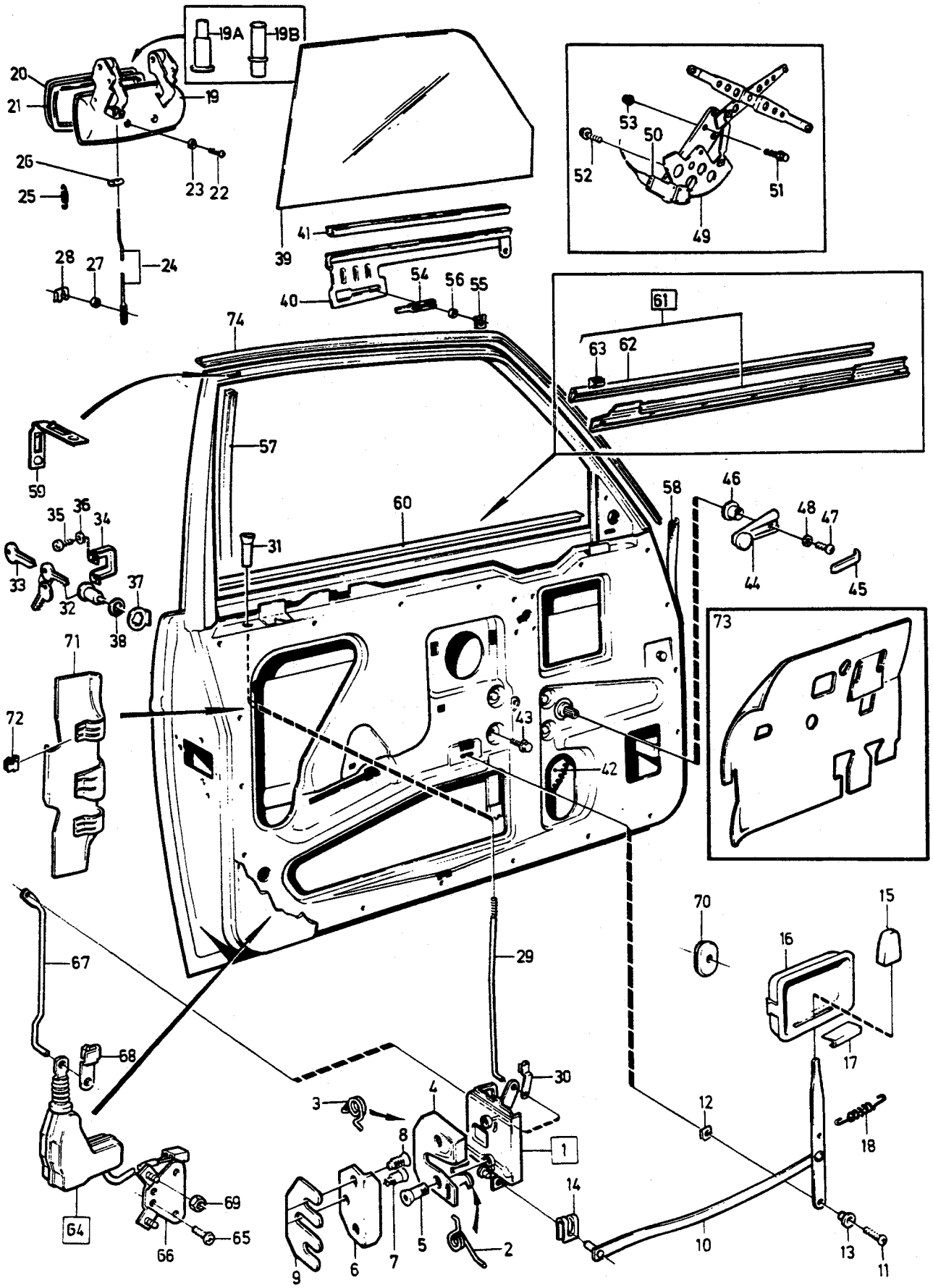

VOLVO PARTS
1080 39931
(108:1)

A
B
C
D
E

DOOR PARTS FRONT DOOR — DÖRRDETALJER FRAMDÖRR

Group / Grupp 83

Page / Sida 941

Fig	Part No. Artikel nr	Quantity /Antal A	B	C	D	E	PS	Description	Benämning	Notes Anmärkning	SR
60	1255991-0	1	-	-	-	-		•Weatherstrip, l.h.	•Skraplist, v	-1985	2
	1312604-0	1	-	-	-	-		•Weatherstrip, l.h.	•Skraplist, v	1986-	2
	1255992-8	1	-	-	-	-		•Weatherstrip, r.h.	•Skraplist, h	-1985	2
	1312605-7	1	-	-	-	-		•Weatherstrip, r.h.	•Skraplist, h	1986-	2
		-	-	-	-	-		Weatherstrip	Skraplist	-1985	
61	1255820-1	1	-	-	-	-		•Weatherstrip, l.h.	•Skraplist, v		2
	1255821-9	1	-	-	-	-		•Weatherstrip, r.h.	•Skraplist, h		2
62	1255824-3	1	-	-	-	-		••Trim moulding, l.h.	••Prydnadslist, v		2
	1255825-0	1	-	-	-	-		••Trim moulding, r.h.	••Prydnadslist, h		2
63	1304495-3	7	-	-	-	-		••Clip	••Clips		2
64	*(1315177)*	1	-	-	-	-	SP	Electric motor	Elmotor	2) REPL 1 PCS 1380298-8, 1 PCS 1255758-3, 1 PCS 968380-6, 2 PCS 946640-0.	3
65	955129-2	2	-	-	-	-		•Screw	•Skruv		2
66		1	-	-	-	-	NS	•Bracket	•Konsol		
67	1315004-0	1	-	-	-	-		Link, l.h.	Länk, v	2)	3
	1315005-7	1	-	-	-	-		Link, r.h.	Länk, h	2)	3
68	1304766-7	1	-	-	-	-		Clamp	Klamma	2)	3
69	965483-1	2	-	-	-	-		Flange nut	Flänsmutter	2)	2
70	1259485-9	2	-	-	-	-		Rubber plug	Gummipropp		2
71	1315006-5	1	-	-	-	-		Lock protection, l.h.	Låsskydd, v		3
	1315007-3	1	-	-	-	-		Lock protection, r.h.	Låsskydd, h		3
72	1304462-3	6	-	-	-	-		Clip	Låsfjäder		3
73	*(1364131)*	2	-	-	-	-	SP	Drip protection	Droppskydd	(1360878)	6
74	1372001-6	2	-	-	-	-		Sealing strip	Tätningslist	ALTER 1986	2
☆	1372353-1	2	-	-	-	-		Sealing strip	Tätningslist	(1372264) ALTER 1987	2

2) Cars with central locking system. / Bilar med centrallåsning.

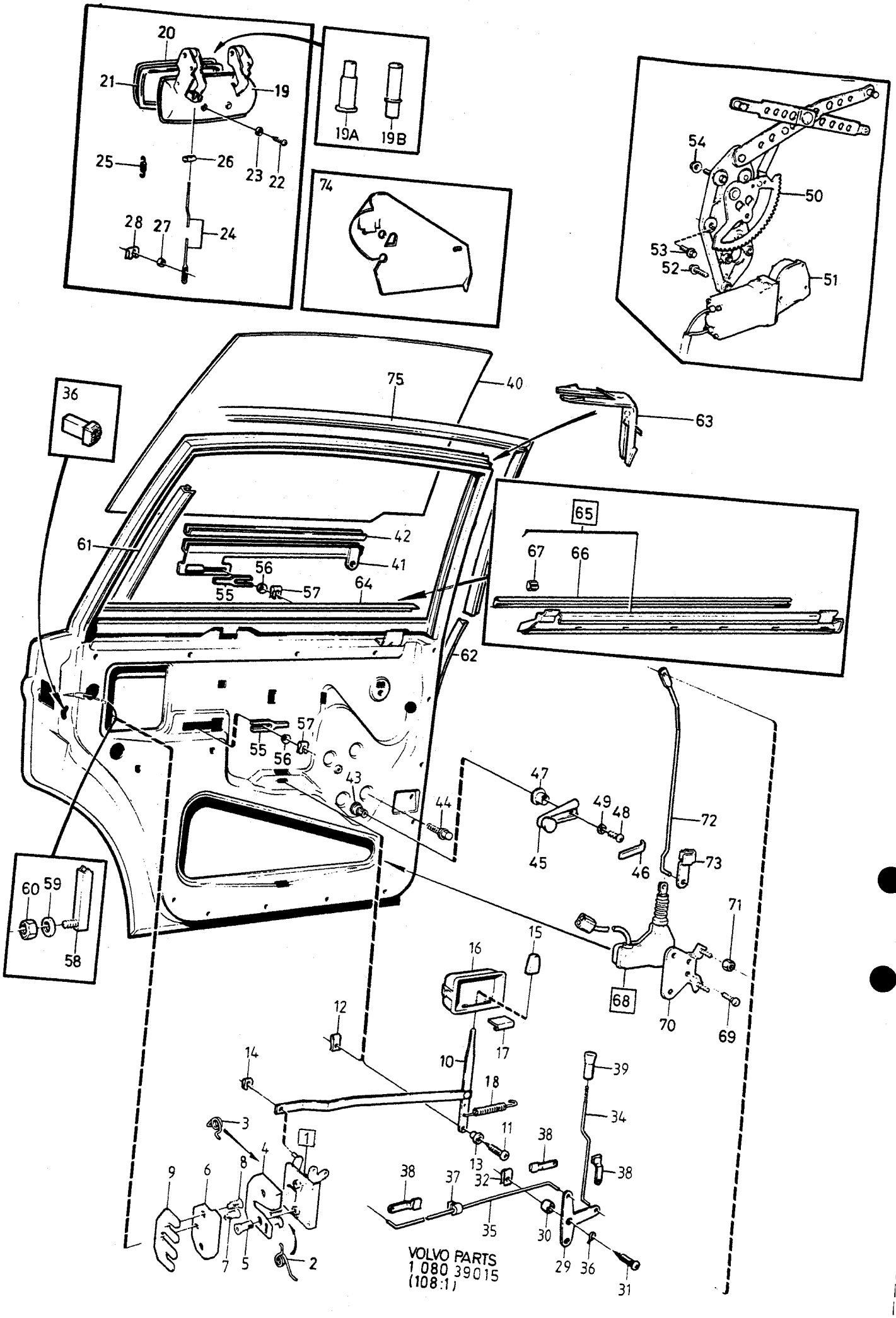

VOLVO PARTS
1 080 39015
(108:1)

A
B
C
D
E

DOOR PARTS REAR DOOR — DÖRRDETALJER BAKDÖRR

Group / Grupp 83

Page / Sida 943

Fig	Part No. Artikel nr	Quantity /Antal A	B	C	D	E	PS	Description	Benämning	Notes Anmärkning	SR
1	1304761-8	1	-	-	-	-		Lock, l.h.	Lås, v		3
	1304762-6	1	-	-	-	-		Lock, r.h.	Lås, h		3
2	1304819-4	1	-	-	-	-		•Spring, l.h.	•Fjäder, v		3
	1304820-2	1	-	-	-	-		•Spring, r.h.	•Fjäder, h		3
3	1304243-7	1	-	-	-	-		•Spring, l.h.	•Fjäder, v		2
	1304244-5	1	-	-	-	-		•Spring, r.h.	•Fjäder, h		2
4	1255996-9	1	-	-	-	-		Lock	Lås		3
	1255997-7	1	-	-	-	-		Lock	Lås		3
5	944049-6	4	-	-	-	-		Screw	Skruv		2
6	1247885-5	2	-	-	-	-		Lock brace	Låsbygel		2
7	1247886-3	2	-	-	-	-		Lock screw	Låsskruv		2
8	1247348-4	4	-	-	-	-		Screw	Skruv		3
9	1254275-9	X	-	-	-	-		Shim	Justerbleck		3
10	1315081-8	1	-	-	-	-		Door opener, l.h.	Dörröppnare, v		3
	1315082-6	1	-	-	-	-		Door opener, r.h.	Dörröppnare, h		3
11	958246-1	2	-	-	-	-		Screw	Skruv		2
12	1255989-4	2	-	-	-	-		Spring nut	Fjädermutter		2
13	1203311-4	2	-	-	-	-		Washer	Bricka		3
14	1203658-8	2	-	-	-	-		Clip	Clips		2
15	679800-3	2	-	-	-	-		Handle, black	Handtag, svart	-1985	3
	1315566-8	2	-	-	-	-		Handle, black	Handtag, svart	1986-	3
	1247364-1	2	-	-	-	-		Handle, blue	Handtag, blå	-1985	3
	1315713-6	2	-	-	-	-		Handle, blue	Handtag, blå	1986-	3
	1247365-8	2	-	-	-	-		Handle, beige	Handtag, beige	-1985	3
	1315714-4	2	-	-	-	-		Handle, beige	Handtag, beige	1986-	3
	1247366-6	2	-	-	-	-		Handle, grey	Handtag, grå		3
	1247367-4	2	-	-	-	-		Handle, brown	Handtag, brun	-1985	3
	1315715-1	2	-	-	-	-		Handle, brown	Handtag, brun	1986-	3
16	680662-4	1	-	-	-	-		Guide casing, l.h, black	Styrkåpa, v, svart		3
	1246132-3	1	-	-	-	-		Guide casing, l.h, blue	Styrkåpa, v, blå		3
	1246131-5	1	-	-	-	-		Guide casing, l.h, beige	Styrkåpa, v, beige		3
	1246130-7	1	-	-	-	-		Guide casing, l.h, grey	Styrkåpa, v, grå		3
	1246129-9	1	-	-	-	-		Guide casing, l.h, brown	Styrkåpa, v, brun		3
	680663-2	1	-	-	-	-		Guide casing, r.h, black	Styrkåpa, h, svart		3
	1246127-3	1	-	-	-	-		Guide casing, r.h, blue	Styrkåpa, h, blå		3
	1246126-5	1	-	-	-	-		Guide casing, r.h, beige	Styrkåpa, h, beige		3
	1246125-7	1	-	-	-	-		Guide casing, r.h, grey	Styrkåpa, h, grå		3
	1246124-0	1	-	-	-	-		Guide casing, r.h, brown	Styrkåpa, h, brun		3
17	680660-8	2	-	-	-	-		Seal	Tätning		2
18	1315080-0	2	-	-	-	-		Return spring	Returfjäder		2
19	1202430-3	1	-	-	-	-		Handle, l.h.	Handtag, v		2
	1202431-1	1	-	-	-	-		Handle, r.h.	Handtag, h		2
19a	685015-0	X	-	-	-	-		Rivet	Nit	1)	6
19b	685022-6	X	-	-	-	-		Rivet	Nit	1)	6
20	685836-9	2	-	-	-	-		Trim moulding	Prydnadslist	ALTER 1	3
21	685888-0	2	-	-	-	-		Sealing strip	Tätningslist	ALTER 1	2
	1254345-0	2	-	-	-	-		Sealing strip	Tätningslist	ALTER 2	2
22	956091-3	4	-	-	-	-		Screw	Skruv		2
23	940155-5	4	-	-	-	-		Lock washer	Låsbricka		2
24	686891-3	2	-	-	-	-		Link	Länk		3
25	685007-7	2	-	-	-	-		Spring	Fjäder		2
26	687838-3	2	-	-	-	-		Pin	Tapp		4
27	945773-0	2	-	-	-	-		Washer	Bricka		2
28	94641-8	2	-	-	-	-		Lock washer	Låsbricka		2
29	1203111-8	2	-	-	-	-		Lever	Hävarm		3
30	1255179-2	2	-	-	-	-		Spacer washer	Distansbricka		2
☆ 31	969476-1	2	-	-	-	-		Screw	Skruv	(955141)	2
32	191391-2	2	-	-	-	-		Spring nut	Fjädermutter		2
33	69556-9	2	-	-	-	-		Washer	Bricka		2

1) Not standard equipment,service alternative. / Ej standardutrustning,service alternativ.

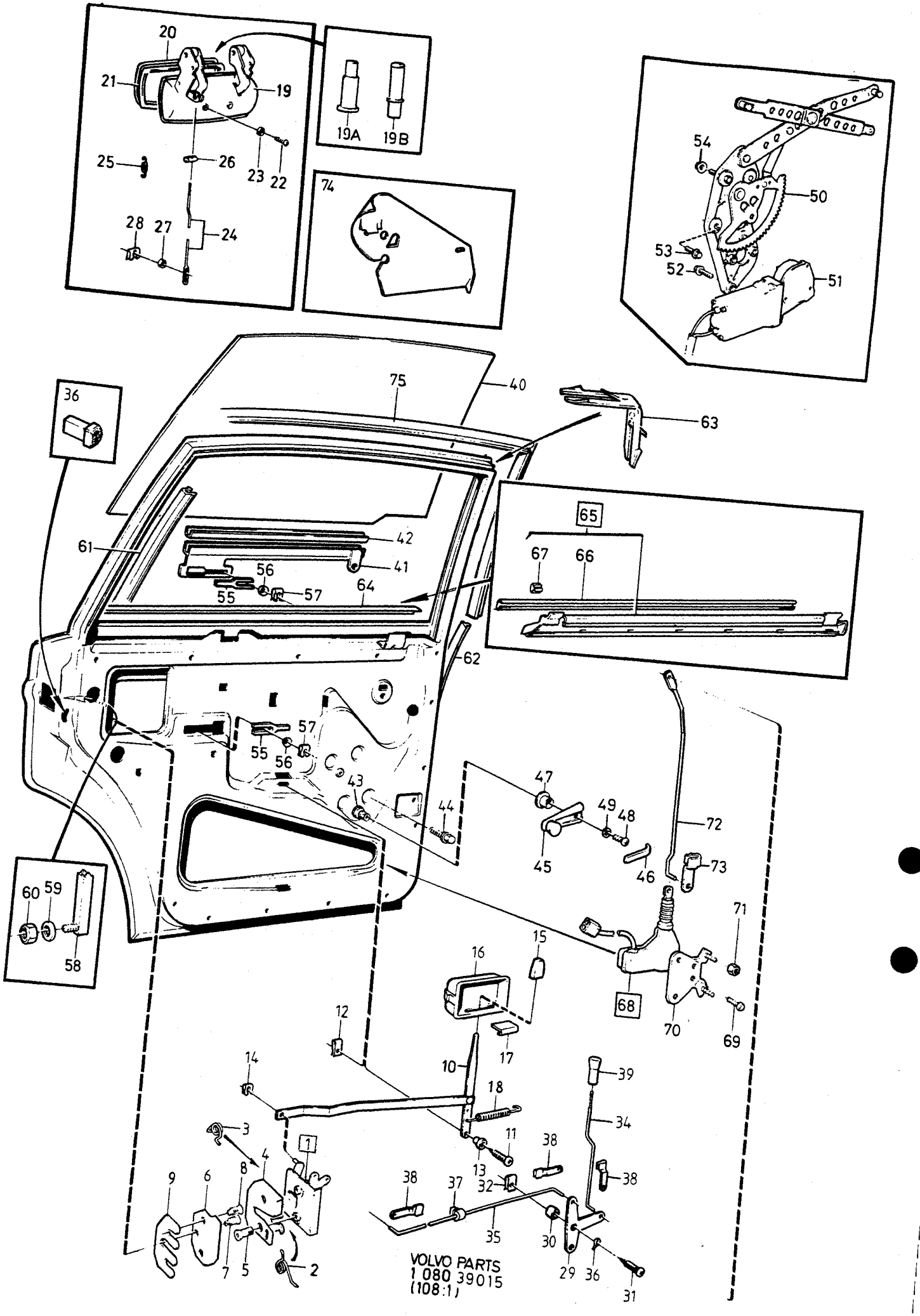

VOLVO PARTS
1 080 39015
(108:1)

A
B
C
D
E

DOOR PARTS REAR DOOR — DÖRRDETALJER BAKDÖRR

Group / Grupp 83

Page / Sida 945

Fig	Part No. Artikel nr	Quantity /Antal A	B	C	D	E	PS	Description	Benämning	Notes Anmärkning	SR
34	676690-1	2	-	-	-	-		Link	Länk		3
35	1315396-0	2	-	-	-	-		Link	Länk		3
36	1213230-4	2	-	-	-	-		Button	Knapp		2
37	1316220-1	2	-	-	-	-		Guide	Styrning		3
38	1304766-7	6	-	-	-	-		Clamp	Klamma		3
39	1203219-9	2	-	-	-	-		Lock button, black	Låsknapp, svart	ALTER 1	2
	1203220-7	2	-	-	-	-		Lock button bright	Låsknapp blank	ALTER 2	2
40		-	-	-	-	-		Glass	Glas	SEE 84•1009	
41	1213802-0	1	-	-	-	-		Lift rail, l.h.	Hisskena, v		2
	1213803-8	1	-	-	-	-		Lift rail, r.h.	Hisskena, h		2
42	1213920-0	X	-	-	-	-		Filler strip	Fyllnadsband	LG 750	2
		-	-	-	-	-		Window lift hand operated	Fönsterhiss manuell	ALTER 1	
43	1255052-1	1	-	-	-	-		•Window lift, l.h.	•Fönsterhiss, v		3
	1255053-9	1	-	-	-	-		•Window lift, r.h.	•Fönsterhiss, h		3
44	945358-0	8	-	-	-	-		•Flange screw	•Flänsskruv		2
45	1605245-8	2	-	-	-	-		•Crank, black	•Vev, svart	(1254749)	2
	1247376-5	2	-	-	-	-		•Crank, blue	•Vev, blå		2
	1247377-3	2	-	-	-	-		•Crank, beige	•Vev, beige		2
	1247378-1	2	-	-	-	-		•Crank, grey	•Vev, grå		2
	1247379-9	2	-	-	-	-		•Crank, brown	•Vev, brun		2
46	1213709-7	2	-	-	-	-		•Cover washer, black	•Täckbricka, svart		3
	1247380-7	2	-	-	-	-		•Cover washer, blue	•Täckbricka, blå		3
	1247381-5	2	-	-	-	-		•Cover washer, beige	•Täckbricka, beige		3
	1247382-3	2	-	-	-	-		•Cover washer, grey	•Täckbricka, grå		3
	1247383-1	2	-	-	-	-		•Cover washer, brown	•Täckbricka, brun		3
	1213710-5	2	-	-	-	-		•Cover washer, bright	•Täckbricka, blank		3
47	1213711-3	2	-	-	-	-		•Cover ring, black	•Täckring, svart		2
	1247384-9	2	-	-	-	-		•Cover ring, blue	•Täckring, blå		3
	1247385-6	2	-	-	-	-		•Cover ring, beige	•Täckring, beige		3
	1247386-4	2	-	-	-	-		•Cover ring, grey	•Täckring, grå		3
	1247387-2	2	-	-	-	-		•Cover ring, brown	•Täckring, brun		3
48	1355495-1	2	-	-	-	-		•Screw	•Skruv		2
49	955946-9	2	-	-	-	-		•Lock washer	•Låsbricka		2
		-	-	-	-	-		Window lift elec. controlled	Fönsterhiss elektriskt manövrerad	ALTER 2	
50	1254539-8	1	-	-	-	-		•Window lift, l.h.	•Fönsterhiss, v		3
	1254540-6	1	-	-	-	-		•Window lift, r.h.	•Fönsterhiss, h		3
51	1315018-0	1	-	-	-	-		•Electric motor, l.h.	•Elmotor, v		4
	1315019-8	1	-	-	-	-		•Electric motor, r.h.	•Elmotor, h		4
52	946934-7	6	-	-	-	-		•Flange screw	•Flänsskruv		2
53	946544-4	6	-	-	-	-		•Flange screw	•Flänsskruv		2
54	945407-5	2	-	-	-	-		•Flange nut	•Flänsmutter		2
55	676366-8	4	-	-	-	-		Ferrule	Skoning		3
56	1334889-1	8	-	-	-	-		Washer	Bricka		2
57	1334448-6	6	-	-	-	-		Safety brace	Säkringsbygel		3
58	1211976-4	2	-	-	-	-		Guide rail	Styrskena		3
59	955894-1	2	-	-	-	-		Washer	Bricka	ALTER	2
60	945408-3	2	-	-	-	-		Flange nut	Flänsmutter		2
61	1255936-5	2	-	-	-	-		Guide moulding	Styrlist		4
☆ 62	1372261-6	1	-	-	-	-		Sealing strip, l.h.	Tätningslist, v		2
☆	1372262-4	1	-	-	-	-		Sealing strip, r.h.	Tätningslist, h		2
63	1247604-0	2	-	-	-	-		Clip	Clips		2
		-	-	-	-	-		Weatherstrip	Skraplist		
64	1255967-0	1	-	-	-	-		•Weatherstrip, l.h.	•Skraplist, v		2
	1255968-8	1	-	-	-	-		•Weatherstrip, r.h.	•Skraplist, h		2
		-	-	-	-	-		Weatherstrip	Skraplist	-1985	
65	1255833-4	1	-	-	-	-		•Weatherstrip, l.h.	•Skraplist, v		2
	1255834-2	1	-	-	-	-		•Weatherstrip, r.h.	•Skraplist, h		2
66	1255837-5	1	-	-	-	-		••Trim moulding	••Prydnadslist		2

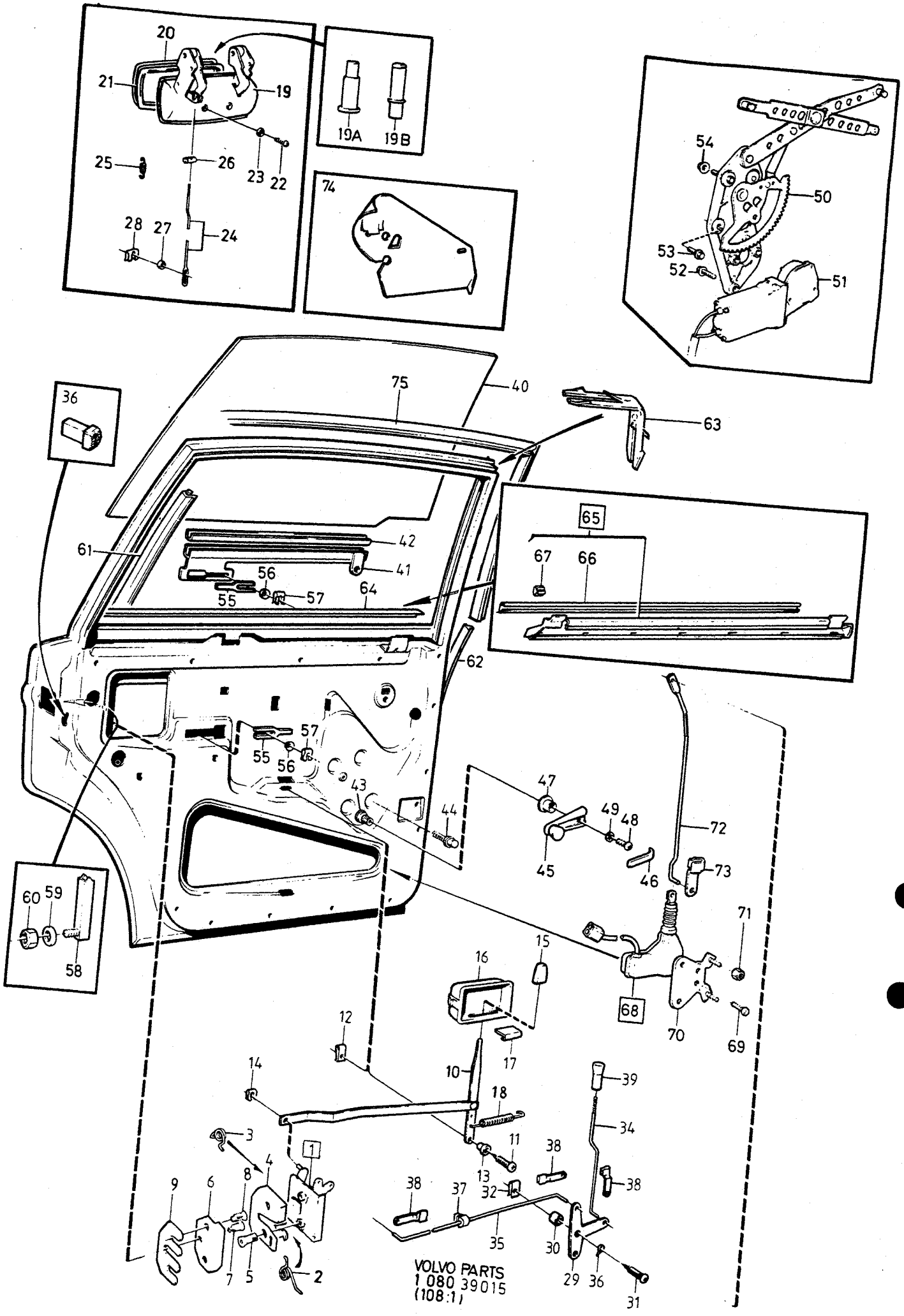

VOLVO PARTS
1 080 39015
(108:1)

A
B
C
D
E

DOOR PARTS REAR DOOR — DÖRRDETALJER BAKDÖRR

Group / Grupp 83

Page / Sida 947

Fig	Part No. / Artikel nr	Quantity / Antal A	B	C	D	E	PS	Description	Benämning	Notes / Anmärkning	SR
67	1304495-3	7	-	-	-	-		••Clip	••Clips		2
68	*(1315177)*	2	-	-	-	-	SP	Electric motor	Elmotor	2) REPL 1 PCS 1380298-8, 1 PCS 1255758-3, 1 PCS 968380-6, 2 PCS 946640-0.	3
69	955129-2	4	-	-	-	-		•Screw	•Skruv		2
70		2	-	-	-	-	NS	•Bracket	•Konsol		
71	965483-1	4	-	-	-	-		Flange nut	Flänsmutter	2)	2
72	1255768-2	1	-	-	-	-		Link, l.h.	Länk, v	2)	3
	1255769-0	1	-	-	-	-		Link, r.h.	Länk, h	2)	3
73	1304766-7	2	-	-	-	-		Clamp	Klamma		3
74	1364132-9	2	-	-	-	-		Drip protection	Droppskydd	(1360879)	6
75	1372003-2	1	-	-	-	-		Sealing strip, l.h.	Tätningslist, v	ALTER 1986	2
	1372004-0	1	-	-	-	-		Sealing strip, r.h.	Tätningslist, h	ALTER 1986	2
☆	3540045-6	2	-	-	-	-		Sealing strip	Tätningslist	(1372354)	2

2) Cars with central locking system. / Bilar med centrallåsning.

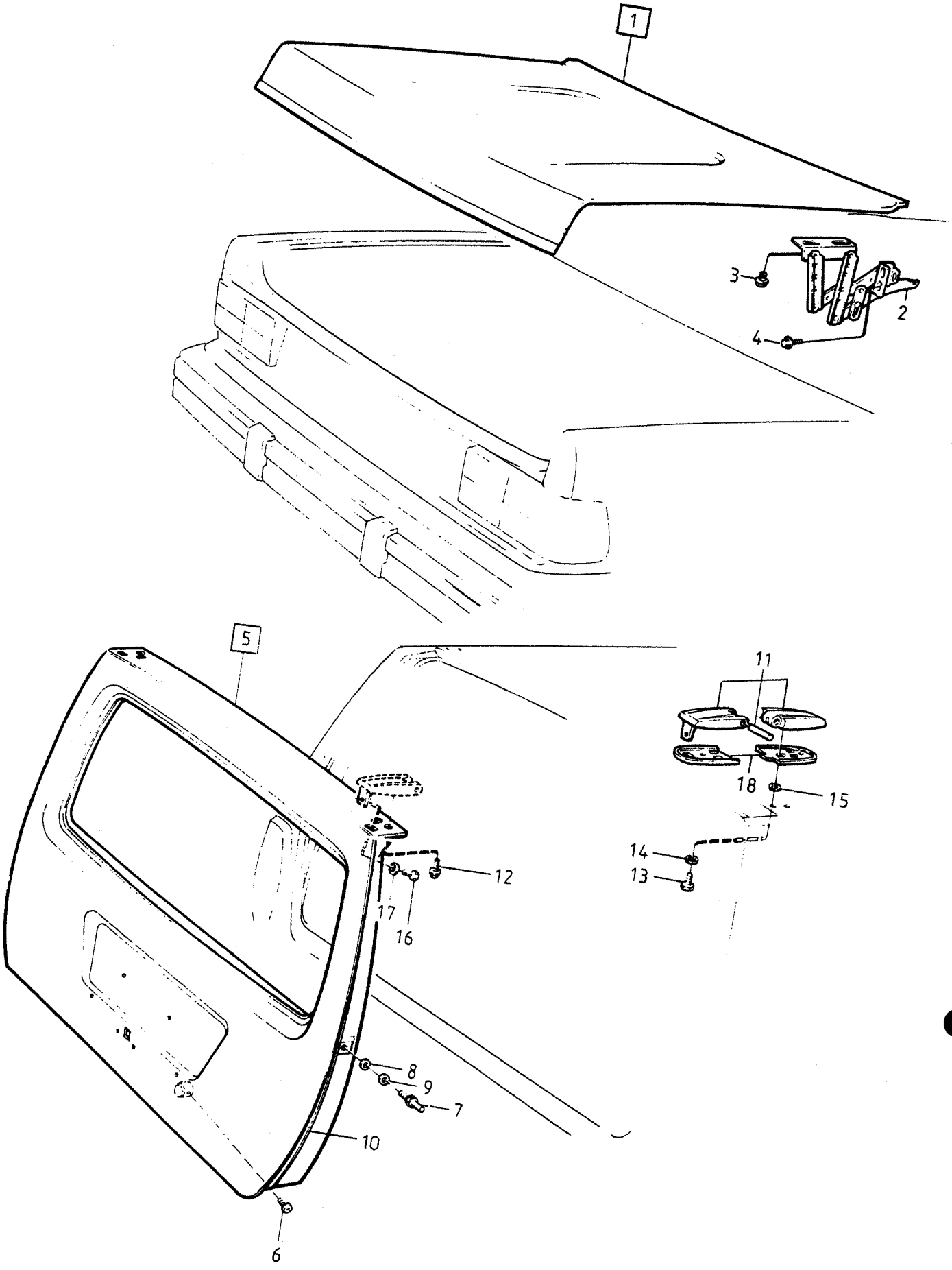
1
3
2
4
5
11
18
15
14
13
12
17
16
8
9
7
10
6

A
B
C
D
E

BOOT LID, TAILGATE BAKLUCKA

Group Grupp 83

Page Sida 949

Fig	Part No. Artikel nr	Quantity /Antal A	B	C	D	E	PS	Description	Benämning	Notes Anmärkning	SR
1	1304143-9	1	-	-	-	-		Boot lid	Baklucka	4DRS -1985.	2
	1315446-3	1	-	-	-	-		Boot lid	Baklucka	4DRS 1986-	2
2	1246471-5	1	-	-	-	-		Hinge, l.h.	Gångjärn, v	4DRS	3
	1246472-3	1	-	-	-	-		Hinge, r.h.	Gångjärn, h	4DRS	3
3	967641-2	6	-	-	-	-		Flange screw	Flänsskruv	(946440)	2
4	967641-2	4	-	-	-	-		Flange screw	Flänsskruv	(967411)	2
5	1315912-4	1	-	-	-	-		Tailgate	Baklucka	5DRS (1315486)	2
6	940102-7	1	-	-	-	-		•Screw Lock cylinder	•Skruv Låscylinder		2
7	1203558-0	2	-	-	-	-		•Screw	•Skruv		3
8	955894-1	2	-	-	-	-		•Washer	•Bricka		2
9	941907-8	2	-	-	-	-		•Spring washer	•Fjäderbricka		2
10	678760-0	1	-	-	-	-		•Retainer, l.h.	•Hållare, v		3
	678761-8	1	-	-	-	-		•Retainer, r.h.	•Hållare, h		3
11		-	-	-	-	-		Hinge	Gångjärn	5DRS -1985.	
		-	-	-	-	-		Hinge	Gångjärn	5DRS 1986-	
12	946440-5	2	-	-	-	-		Flange screw	Flänsskruv		2
13	955295-1	4	-	-	-	-		Screw	Skruv		2
14	960141-0	4	-	-	-	-		Washer	Bricka		2
15	120265-4	2	-	-	-	-		Washer	Bricka		2
16	956110-1	2	-	-	-	-		Screw	Skruv		2
17	941907-8	2	-	-	-	-		Spring washer	Fjäderbricka		2
18		-	-	-	-	-		Base	Underlägg	5DRS -1985. SEE 83•955	
		-	-	-	-	-		Base	Underlägg	5DRS 1986- SEE 83•959	

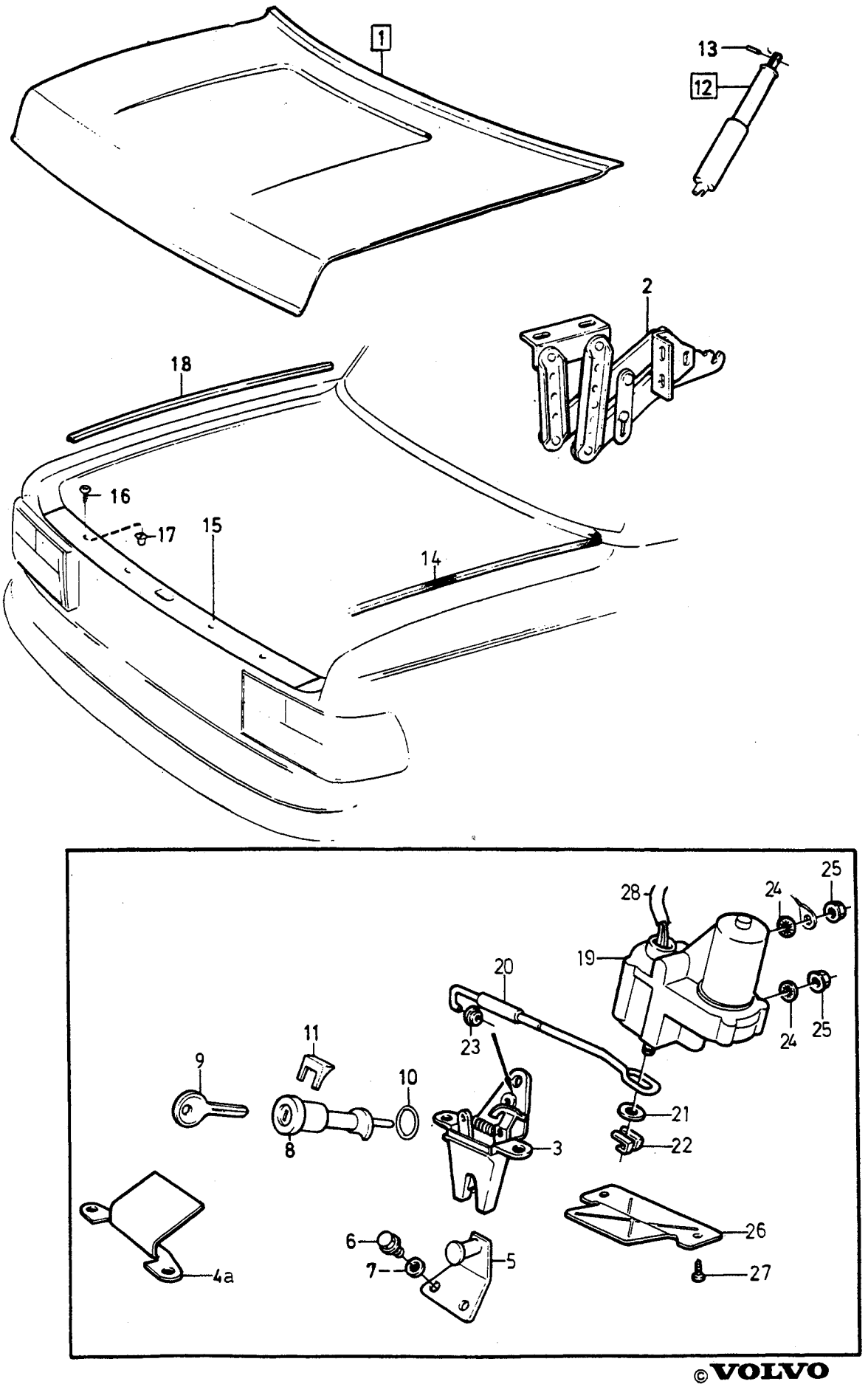

©VOLVO
Genuine Parts

A
B
C
D
E

BOOT LID COMPONENTS — DETALJER BAKLUCKA

Group / Grupp 83

Page / Sida 951

4DRS -1985.

Fig	Part No. / Artikel nr	Quantity /Antal A	B	C	D	E	PS	Description	Benämning	Notes / Anmärkning	SR
1		-	-	-	-	-		Boot lid	Baklucka	SEE 83•949	
2		-	-	-	-	-		Hinge	Gångjärn	SEE 83•949	
3	1247492-0	1	-	-	-	-		Lock	Lås		2
4	965175-3	3	-	-	-	-		Flange screw	Flänsskruv		2
4a	1247491-2	1	-	-	-	-		Protecting plate	Skyddsplåt		3
5	1246435-0	1	-	-	-	-		Lock brace	Låsbygel		2
6	945358-0	2	-	-	-	-		Flange screw	Flänsskruv		2
7	955893-3	2	-	-	-	-		Washer	Bricka		2
8		-	-	-	-	-		Lock kit	Låssats	SEE 83•963	
9	1213202-3	X	-	-	-	-		Key blank	Nyckelämne		2
10	1355535-4	1	-	-	-	-		Gasket	Packning	(1254115)	2
11	1254114-0	1	-	-	-	-		Clip	Clips		3
12	1254057-1	2	-	-	-	-		Spring	Fjäder		3
13	951986-9	2	-	-	-	-		•Spring pin	•Rörpinne		2
14	1246650-4	1	-	-	-	-		Sealing strip	Tätningslist		2
15	1246750-2	1	-	-	-	-		Sill moulding	Tröskelskoning		3
16	1246841-9	6	-	-	-	-		Screw	Skruv		3
17	1304008-4	2	-	-	-	-		Nut, black	Mutter, svart		3
18	679754-2	X	-	-	-	-		Edge protection moulding	Kantskyddslist	LG 1440 2x720mm.	2
19	1304440-9	1	-	-	-	-		Motor	Motor	1)	3
20	1304776-6	1	-	-	-	-		Link	Länk	1)	2
21	945773-0	1	-	-	-	-		Washer	Bricka	1)	2
22	94641-8	1	-	-	-	-		Lock washer	Låsbricka	1)	2
23	1304875-6	1	-	-	-	-		Bushing	Bussning	1)	3
24	955946-9	1	-	-	-	-		Lock washer	Låsbricka	1)	2
25	965483-1	2	-	-	-	-		Flange nut	Flänsmutter	1)	2
26	1304775-8	1	-	-	-	-		Protecting plate	Skyddsplåt	1)	2
27	948460-1	2	-	-	-	-		Screw	Skruv	1)	2
28	1188247-9	1	-	-	-	-		Cable harness	Ledningsmatta		3

1) Cars with central locking system. / Bilar med centrallåsning.

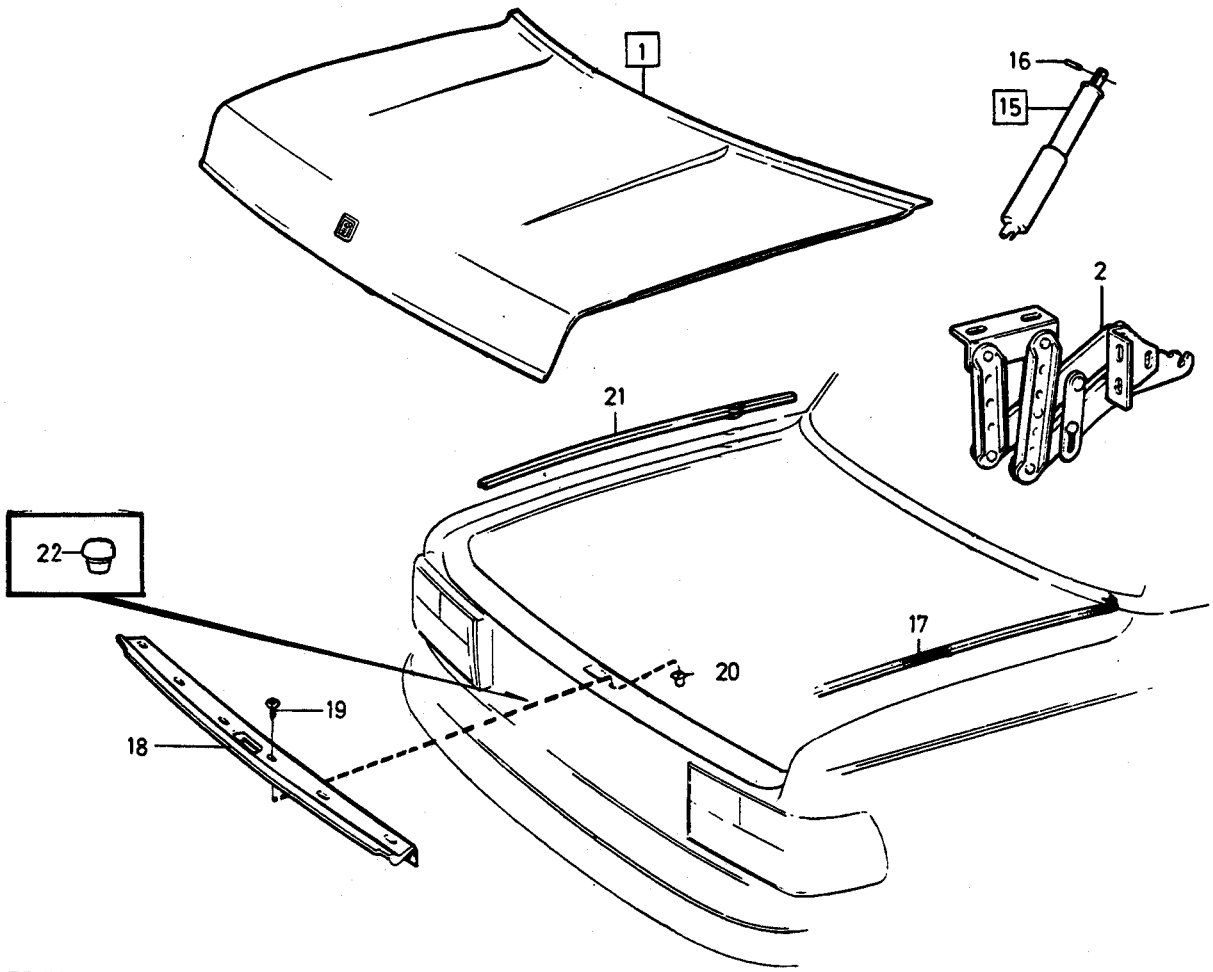

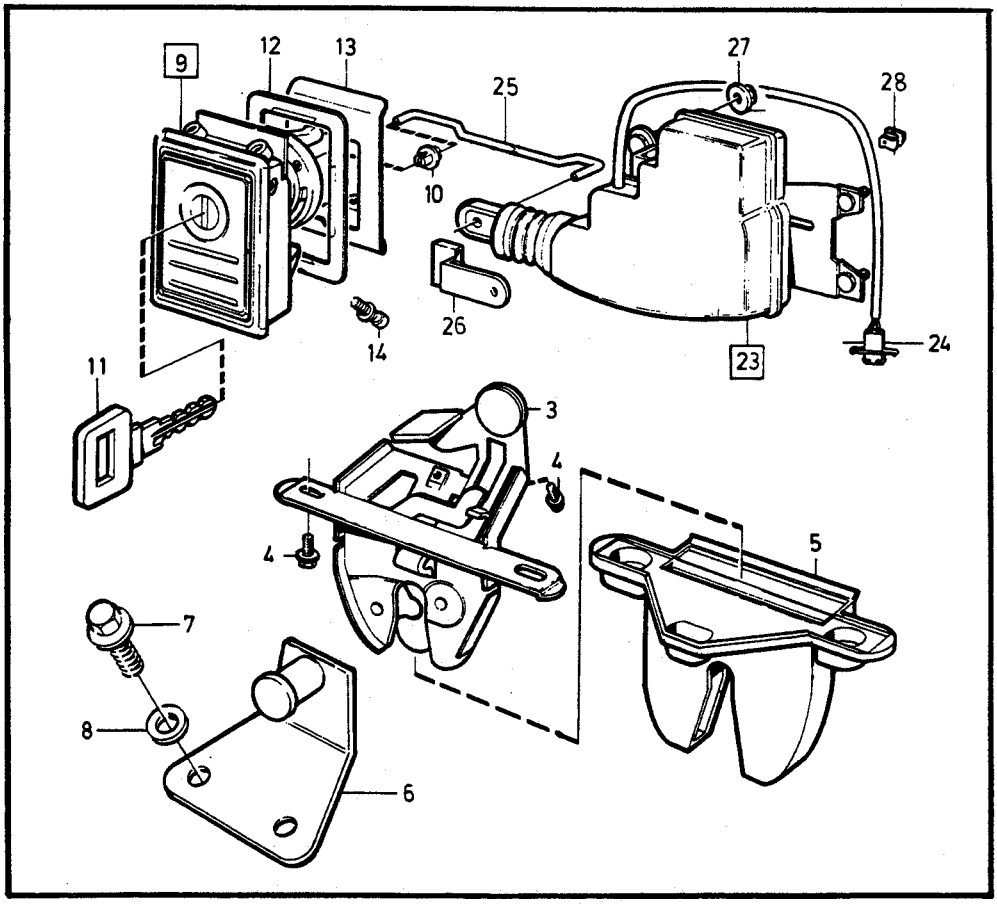

©VOLVO
Genuine Parts
PV830 41169
(107:7)

A
B
C
D
E

BOOT LID COMPONENTS — DETALJER BAKLUCKA

Group / Grupp 83

Page / Sida 953

4DRS 1986-

Fig	Part No. Artikel nr	Quantity /Antal A	B	C	D	E	P S	Description	Benämning	Notes Anmärkning	S R
1		-	-	-	-	-		Boot lid	Baklucka	SEE 83-949	
2		-	-	-	-	-		Hinge	Gångjärn	SEE 83-949	
3	1382203-6	1	-	-	-	-		Lock	Lås		2
4	945358-0	2	-	-	-	-		Flange screw	Flänsskruv		2
5	1315865-4	1	-	-	-	-		Protecting casing	Skyddskåpa		3
6	1246435-0	1	-	-	-	-		Lock brace	Låsbygel		2
7	945358-0	2	-	-	-	-		Flange screw	Flänsskruv		2
8	955893-3	2	-	-	-	-		Washer	Bricka		2
9		-	-	-	-	-		Lock kit	Låssats	SEE 83-969	
10	1321511-6	1	-	-	-	-		Clip	Clips		2
11	1316957-8	X	-	-	-	-		Key blank door and starting locks	Nyckelämne dörr och startlås	(1229181)	2
	1320306-2	X	-	-	-	-		Key blank Pass key	Nyckelämne Huvudnyckel	(1315846)	2
12	1382149-1	1	-	-	-	-		Gasket	Packning		2
13	1315703-7	1	-	-	-	-		Reinforcement	Förstärkning		3
14	956091-3	1	-	-	-	-		Screw	Skruv		2
15	1254057-1	2	-	-	-	-		Spring	Fjäder		3
16	951986-9	2	-	-	-	-		•Spring pin	•Rörpinne		2
17	1246650-4	1	-	-	-	-		Sealing strip	Tätningslist		2
18	1312694-1	1	-	-	-	-		Sill moulding	Tröskelskoning		5
19	1246841-9	6	-	-	-	-		Screw	Skruv		3
20	1304008-4	2	-	-	-	-		Nut, black	Mutter, svart		3
21	679754-2	X	-	-	-	-		Edge protection moulding	Kantskyddslist	LG 1440 2x720mm.	2
22	658434-6	2	-	-	-	-		Plug	Plugg		2
23	1315763-1	1	-	-	-	-		Motor	Motor	1)	3
24	948995-6	1	-	-	-	-		•Pin housing	•Stiftisolator	1)	3
25	1321518-1	1	-	-	-	-		Link	Länk	1)	3
26	1304766-7	1	-	-	-	-		Clamp	Klamma	1)	3
27	965483-1	3	-	-	-	-		Flange nut	Flänsmutter	1)	2
28	1323157-6	1	-	-	-	-		Clip	Clips	1)	2

1) Cars with central locking system. / Bilar med centrallåsning.

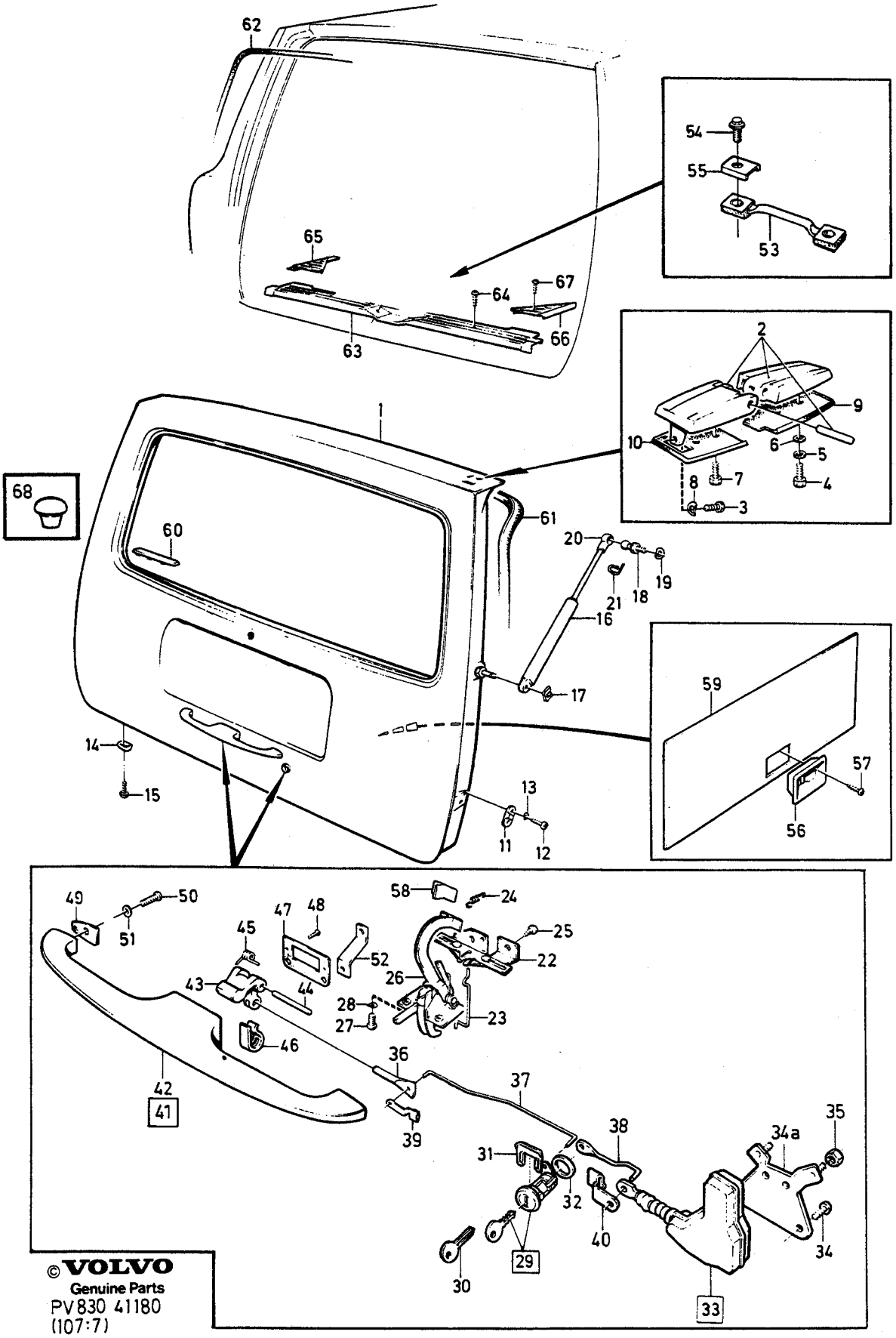

© VOLVO
Genuine Parts
PV830 41180
(107:7)

A
B
C
D
E

TAILGATE COMPONENTS — DETALJER BAKLUCKA

Group / Grupp 83

Page / Sida 955

5DRS -1985.

Fig	Part No. Artikel nr	Quantity /Antal A	B	C	D	E	PS	Description	Benämning	Notes Anmärkning	SR
1		1	-	-	-	-		Tailgate	Baklucka	SEE 83•949	
2	1315597-3	1	-	-	-	-		Hinge, l.h.	Gångjärn, v		3
	1315598-1	1	-	-	-	-		Hinge, r.h.	Gångjärn, h		3
3	946440-5	2	-	-	-	-		Flange screw	Flänsskruv		2
4	955295-1	4	-	-	-	-		Screw	Skruv		2
5	960141-0	4	-	-	-	-		Washer	Bricka		2
6	120265-4	2	-	-	-	-		Washer	Bricka		2
7	956110-1	2	-	-	-	-		Screw	Skruv		2
8	941907-8	2	-	-	-	-		Spring washer	Fjäderbricka		2
9	1315847-2	1	-	-	-	-		Base, l.h.	Underlägg, v		3
	1315848-0	1	-	-	-	-		Base, r.h.	Underlägg, h		3
10	1315836-5	1	-	-	-	-		Base, l.h.	Underlägg, v		3
	1315837-3	1	-	-	-	-		Base, r.h.	Underlägg, h		3
11	1315032-1	2	-	-	-	-		Guide	Styrning		3
12	956076-4	4	-	-	-	-		Screw	Skruv		2
13	941905-2	4	-	-	-	-		Spring washer	Fjäderbricka		2
14	1203681-0	2	-	-	-	-		Guide	Styrning		3
15	969278-1	2	-	-	-	-		Screw	Skruv	(955138)	2
16	1254916-8	2	-	-	-	-		Gas spring	Gasfjäder		3
17	942915-0	2	-	-	-	-		Safety brace	Säkringsbygel		2
18	942575-2	2	-	-	-	-		Ball stud	Kulbult		3
19	120096-3	2	-	-	-	-		Washer	Bricka		2
20	959090-2	2	-	-	-	-		Ball socket	Kulskål		2
21	959095-1	2	-	-	-	-		Safety brace	Säkringsbygel		2
22	682362-9	1	-	-	-	-		Anchorage	Fäste		3
23	682364-5	1	-	-	-	-		Link	Länk		3
24	682365-2	1	-	-	-	-		Spring	Fjäder		3
☆ 25	969278-1	2	-	-	-	-		Screw	Skruv	(955138)	2
26	*(1315024)*	1	-	-	-	-	SP	Lock	Lås	REPL 1 PCS 1315916-5, 1 PCS 1315914-0.	1
27	956091-3	4	-	-	-	-		Screw	Skruv		2
28	941906-0	4	-	-	-	-		Spring washer	Fjäderbricka		2
29		-	-	-	-	-		Lock kit	Låssats	SEE 83•963	
30	1316957-8	X	-	-	-	-		Key blank	Nyckelämne	(1229181)	2
31	1254114-0	1	-	-	-	-		Clip	Clips		3
32	1355535-4	1	-	-	-	-		Gasket	Packning	(1254115)	2
33	1315455-4	1	-	-	-	-		Electric motor	Elmotor	1)	3
34	956078-0	2	-	-	-	-		•Screw	•Skruv	M5X16	2
34a		1	-	-	-	-	NS	•Bracket	•Konsol		
35	965483-1	2	-	-	-	-		Flange nut	Flänsmutter		2
36	1246561-3	1	-	-	-	-		Pin	Tapp		4
37	1246381-6	1	-	-	-	-		Link	Länk		3
38	1255770-8	1	-	-	-	-		Link	Länk	1)	3
39	1304766-7	1	-	-	-	-		Clamp	Klamma		3
40	1304766-7	1	-	-	-	-		Clamp	Klamma	1)	3
41		1	-	-	-	-	NS	Handle complete	Handtag komplett		
42	1202458-4	1	-	-	-	-		•Handle	•Handtag		3
43	679862-3	1	-	-	-	-		•Push button	•Upptryckare		3
44	675483-2	1	-	-	-	-		•Shaft	•Axel		2
45	675482-4	1	-	-	-	-		•Spring	•Fjäder		2
46	1304409-4	1	-	-	-	-		•Clip	•Clips	2)	2
47	1254511-7	1	-	-	-	-		•Gasket	•Packning		2
48	956149-9	2	-	-	-	-		•Screw	•Skruv		2
49	1254512-5	2	-	-	-	-		Gasket	Packning		2
50	956094-7	4	-	-	-	-		Screw	Skruv		2
51	955948-5	4	-	-	-	-		Lock washer	Låsbricka		2
52	687258-4	1	-	-	-	-		Stay	Stag		3
53	1315010-7	1	-	-	-	-		Lock brace	Låsbygel		3
54	946934-7	2	-	-	-	-		Flange screw	Flänsskruv		2

1) Cars with central locking system. / Bilar med centrallåsning.
2) Cars without central locking system. / Bilar utan centrallåsning.

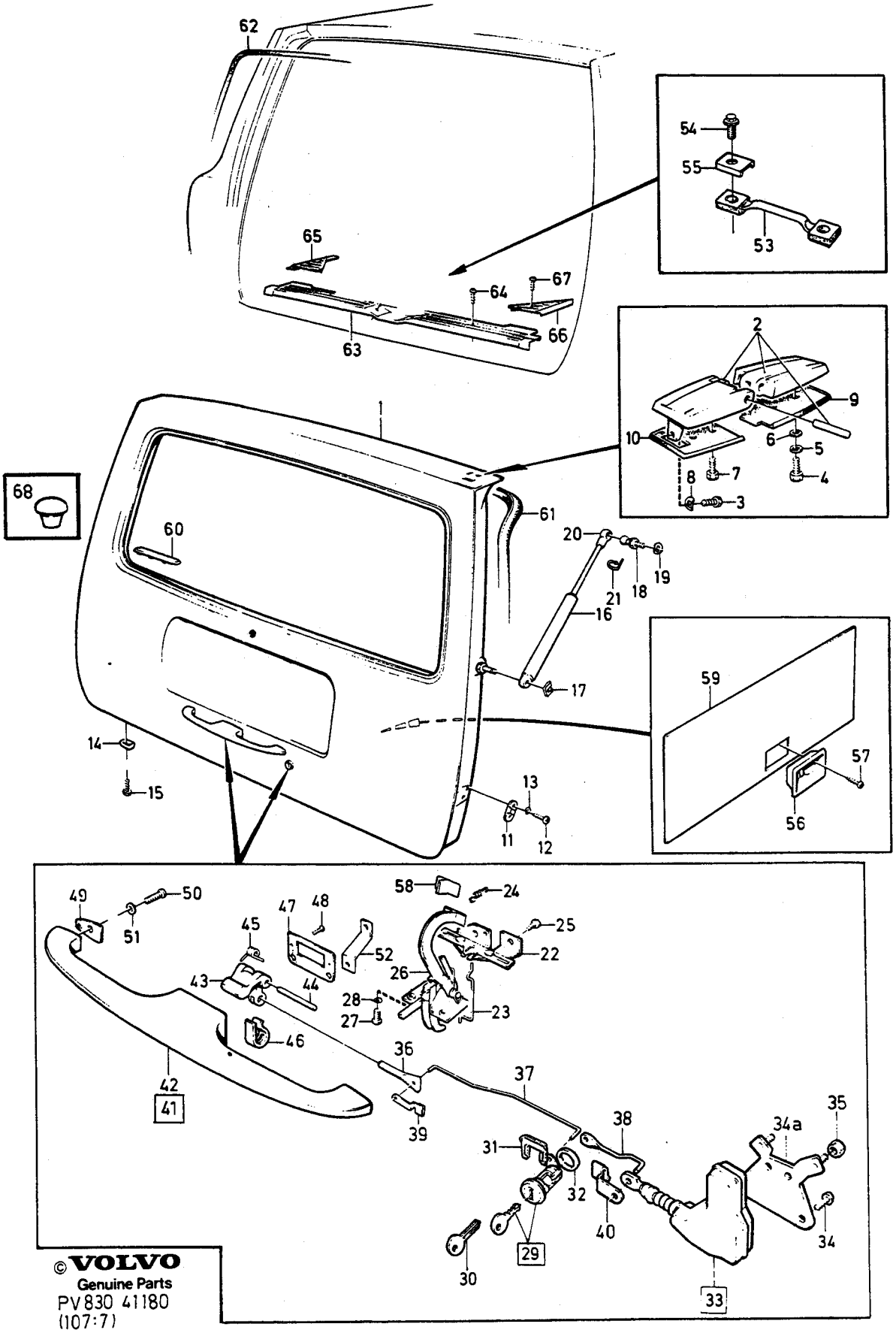

© VOLVO
Genuine Parts

PV 830 41180
(107:7)

A
B
C
D
E

TAILGATE COMPONENTS — DETALJER BAKLUCKA

Group / Grupp 83

Page / Sida 957

5DRS -1985.

Fig	Part No. Artikel nr	Quantity /Antal A	B	C	D	E	PS	Description	Benämning	Notes Anmärkning	SR
55	1315033-9	2	-	-	-	-		Spacer washer	Distansbricka		2
56	678380-7	1	-	-	-	-		Guide casing, black	Styrkåpa, svart		3
	1246122-4	1	-	-	-	-		Guide casing, blue	Styrkåpa, blå		3
	1246121-6	1	-	-	-	-		Guide casing, beige	Styrkåpa, beige		3
	1246120-8	1	-	-	-	-		Guide casing, grey	Styrkåpa, grå		3
	1246119-0	1	-	-	-	-		Guide casing, brown	Styrkåpa, brun		3
☆ 57	969473-8	2	-	-	-	-		Screw	Skruv	(955137)	2
58	678506-7	1	-	-	-	-		Handle, black	Handtag, svart		3
	1246117-4	1	-	-	-	-		Handle, blue	Handtag, blå		3
	1246116-6	1	-	-	-	-		Handle, beige	Handtag, beige		3
	1246115-8	1	-	-	-	-		Handle, grey	Handtag, grå		3
	1246114-1	1	-	-	-	-		Handle, brown	Handtag, brun		3
59		-	-	-	-	-		Panel	Panel	SEE 85•1013	
60	681206-9	2	-	-	-	-		Plug	Plugg		3
61	1372058-6	1	-	-	-	-		Sealing strip	Tätningslist		2
62	699856-1	X	-	-	-	-		Edge protection moulding	Kantskyddslist	LG 2700	2
63	678236-1	1	-	-	-	-		Sill plate	Tröskelplåt		3
64	955154-0	4	-	-	-	-		Screw	Skruv		2
65	679146-1	1	-	-	-	-		Cover plate, l.h.	Täckplåt, v		3
66	679147-9	1	-	-	-	-		Cover plate, r.h.	Täckplåt, h		3
67	955154-0	2	-	-	-	-		Screw	Skruv		2
68	658434-6	2	-	-	-	-		Plug	Plugg		2

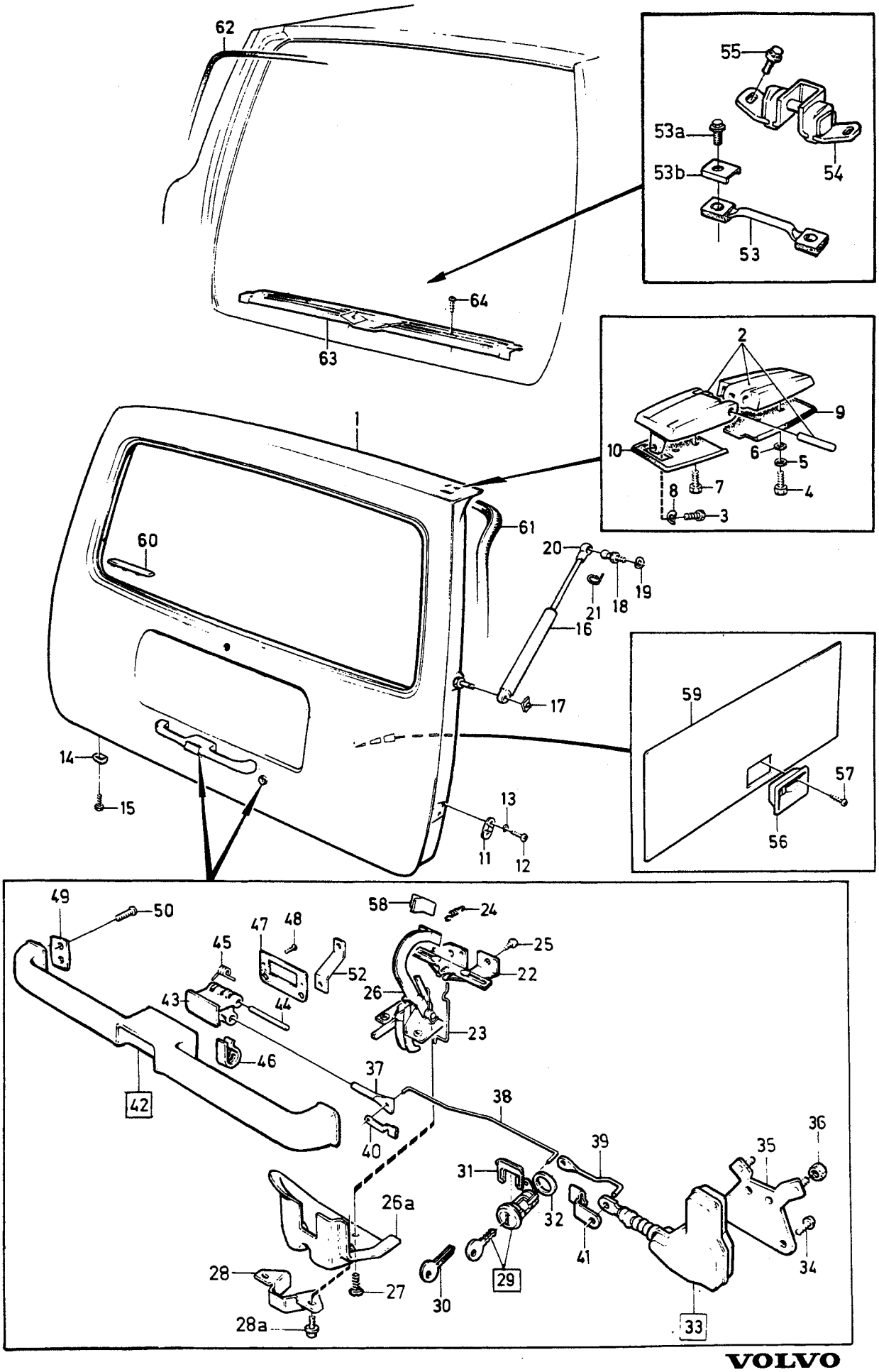

VOLVO
Genuine Parts
PV 830 44207

A
B
C
D
E

TAILGATE COMPONENTS — DETALJER BAKLUCKA

Group / Grupp 83

Page / Sida 959

5DRS 1986-

Fig	Part No. / Artikel nr	Quantity / Antal A	B	C	D	E	PS	Description	Benämning	Notes / Anmärkning	SR
1		1	-	-	-	-		Tailgate	Baklucka	SEE 83•949	
2	1315550-2	1	-	-	-	-		Hinge, l.h.	Gångjärn, v		3
	1315551-0	1	-	-	-	-		Hinge, r.h.	Gångjärn, h		3
3	956110-1	2	-	-	-	-		Screw	Skruv		2
4	955295-1	4	-	-	-	-		Screw	Skruv	ALTER 1 M8X20	2
	955297-7	4	-	-	-	-		Screw	Skruv	ALTER 2 M8X25	2
5	960141-0	4	-	-	-	-		Washer	Bricka		2
6	941744-5	X	-	-	-	-		Washer	Bricka	10x18x3	2
	949115-0	X	-	-	-	-		Washer	Bricka	8.4x18x4	2
7	946440-5	2	-	-	-	-		Flange screw	Flänsskruv		2
8	941907-8	2	-	-	-	-		Spring washer	Fjäderbricka		2
9	1315935-5	1	-	-	-	-		Base, l.h.	Underlägg, v		3
	1315936-3	1	-	-	-	-		Base, r.h.	Underlägg, h		3
10	1315933-0	1	-	-	-	-		Base, l.h.	Underlägg, v		3
	1315934-8	1	-	-	-	-		Base, r.h.	Underlägg, h		3
11	1315032-1	2	-	-	-	-		Guide	Styrning	CH -685122	3
12	956076-4	4	-	-	-	-		Screw	Skruv		2
13	941905-2	4	-	-	-	-		Spring washer	Fjäderbricka		2
14	1203681-0	2	-	-	-	-		Guide	Styrning		3
☆ 15	969278-1	2	-	-	-	-		Screw	Skruv	(955138)	2
16	1254916-8	2	-	-	-	-		Gas spring	Gasfjäder		3
17	942915-0	2	-	-	-	-		Safety brace	Säkringsbygel		2
18	942575-2	2	-	-	-	-		Ball stud	Kulbult		3
19	120096-3	2	-	-	-	-		Washer	Bricka		2
20	959090-2	2	-	-	-	-		Ball socket	Kulskål		2
21	959095-1	2	-	-	-	-		Safety brace	Säkringsbygel		2
22	682362-9	1	-	-	-	-		Anchorage	Fäste		3
23	682364-5	1	-	-	-	-		Link	Länk		3
24	682365-2	1	-	-	-	-		Spring	Fjäder		3
☆ 25	969278-1	2	-	-	-	-		Screw	Skruv	(955138)	2
26	*(1315024)*	1	-	-	-	-	SP	Lock	Lås	CH -685122. REPL 1 PCS 1315916-5, 1 PCS 1315914-0.	1
	1315916-5	1	-	-	-	-		Lock	Lås	CH 685123-	2
26a	1315914-0	1	-	-	-	-		Reinforcement	Förstärkning	CH 685123-	3
27	945414-1	4	-	-	-	-		Flange screw	Flänsskruv		2
28	1315918-1	1	-	-	-	-		Guide	Styrning	CH 685123-	3
28a	945414-1	2	-	-	-	-		Flange screw	Flänsskruv	CH 685123-	2
29		-	-	-	-	-		Lock kit	Låssats	SEE 83•969	
30	1320306-2	X	-	-	-	-		Key blank Pass key	Nyckelämne Huvudnyckel	(1315846)	2
	1316957-8	X	-	-	-	-		Key blank door and starting locks	Nyckelämne dörr och startlås	(1229181)	2
31	1254114-0	1	-	-	-	-		Clip	Clips		3
32	1355535-4	1	-	-	-	-		Gasket	Packning	(1254115)	2
33	1315455-4	1	-	-	-	-		Electric motor	Elmotor	1)	3
34	955129-2	2	-	-	-	-		•Screw	•Skruv	M8X16	2
35		1	-	-	-	-	NS	•Bracket	•Konsol		
36	965483-1	2	-	-	-	-		Flange nut	Flänsmutter	1)	2
37	1246561-3	1	-	-	-	-		Pin	Tapp		4
38	1246381-6	1	-	-	-	-		Link	Länk		3
39	1255770-8	1	-	-	-	-		Link	Länk	1)	3
40	1304766-7	1	-	-	-	-		Clamp	Klamma		3
41	1304766-7	1	-	-	-	-		Clamp	Klamma	1)	3
42	1315483-6	1	-	-	-	-		Handle	Handtag		3
43	1315852-2	1	-	-	-	-		•Push button	•Upptryckare		3
44	1315853-0	1	-	-	-	-		•Shaft	•Axel		3
45	*1315856*	1	-	-	-	-	NS	•Spring	•Fjäder		
46	1304409-4	1	-	-	-	-		•Clip	•Clips	2)	2
47	1315949-6	1	-	-	-	-		•Gasket	•Packning		2

1) Cars with central locking system. / Bilar med centrallåsning.
2) Cars without central locking system. / Bilar utan centrallåsning.

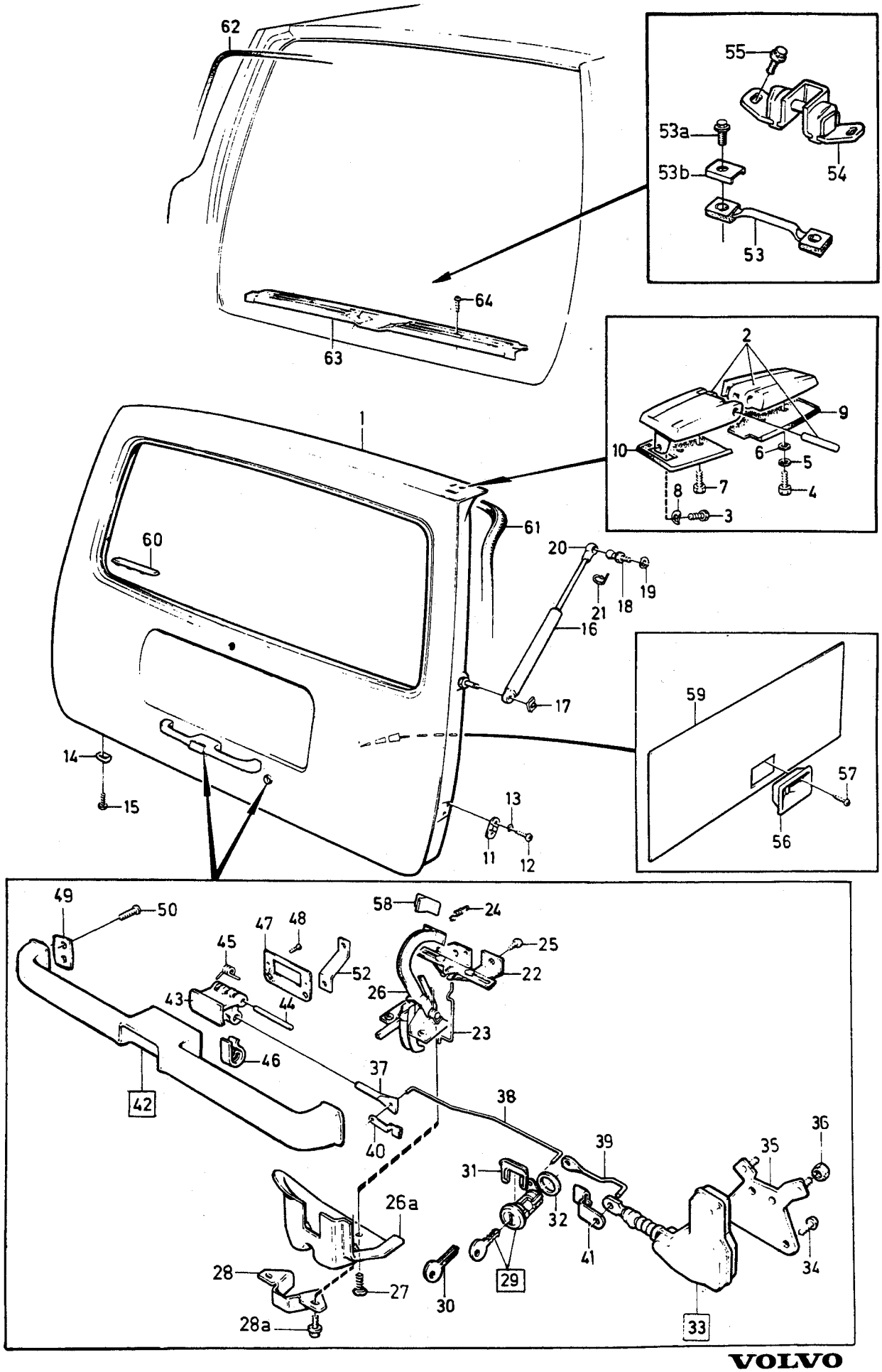

VOLVO
Genuine Parts
PV 830 44207

A
B
C
D
E

TAILGATE COMPONENTS — DETALJER BAKLUCKA

Group / Grupp 83

Page / Sida 961

5DRS 1986-

Fig	Part No. / Artikel nr	Quantity /Antal A	B	C	D	E	PS	Description	Benämning	Notes / Anmärkning	SR
48	956149-9	2	-	-	-	-		•Screw	•Skruv		2
49	1315854-8	2	-	-	-	-		•Gasket	•Packning		2
50	947612-8	4	-	-	-	-		Screw	Skruv		2
52	687258-4	1	-	-	-	-		Stay	Stag		3
53	1315010-7	1	-	-	-	-		Lock brace	Låsbygel	CH-688009	3
53a	946934-7	2	-	-	-	-		Flange screw	Flänsskruv		2
53b	1315033-9	2	-	-	-	-		Spacer washer	Distansbricka		2
54	1315917-3	1	-	-	-	-		Lock brace	Låsbygel	CH 688010-	3
55	968718-7	2	-	-	-	-		Screw	Skruv		2
56	678380-7	1	-	-	-	-		Guide casing, black	Styrkåpa, svart		3
	1246122-4	1	-	-	-	-		Guide casing, blue	Styrkåpa, blå		3
	1246121-6	1	-	-	-	-		Guide casing, beige	Styrkåpa, beige		3
	1246119-0	1	-	-	-	-		Guide casing, brown	Styrkåpa, brun		3
57	958236-2	2	-	-	-	-		Screw	Skruv		2
58	678506-7	1	-	-	-	-		Handle, black	Handtag, svart		3
	1246117-4	1	-	-	-	-		Handle, blue	Handtag, blå		3
	1246116-6	1	-	-	-	-		Handle, beige	Handtag, beige		3
	1246114-1	1	-	-	-	-		Handle, brown	Handtag, brun		3
59		-	-	-	-	-		Panel	Panel	SEE **85**•1013	
60	681206-9	2	-	-	-	-		Plug	Plugg		3
61	1372058-6	1	-	-	-	-		Sealing strip	Tätningslist		2
62	699856-1	X	-	-	-	-		Edge protection moulding	Kantskyddslist	LG 2700	2
63	1315907-4	1	-	-	-	-		Sill moulding	Tröskelskoning	(1312792)	5
64	955154-0	4	-	-	-	-		Screw	Skruv		2
65	658434-6	2	-	-	-	-		Plug	Plugg		2

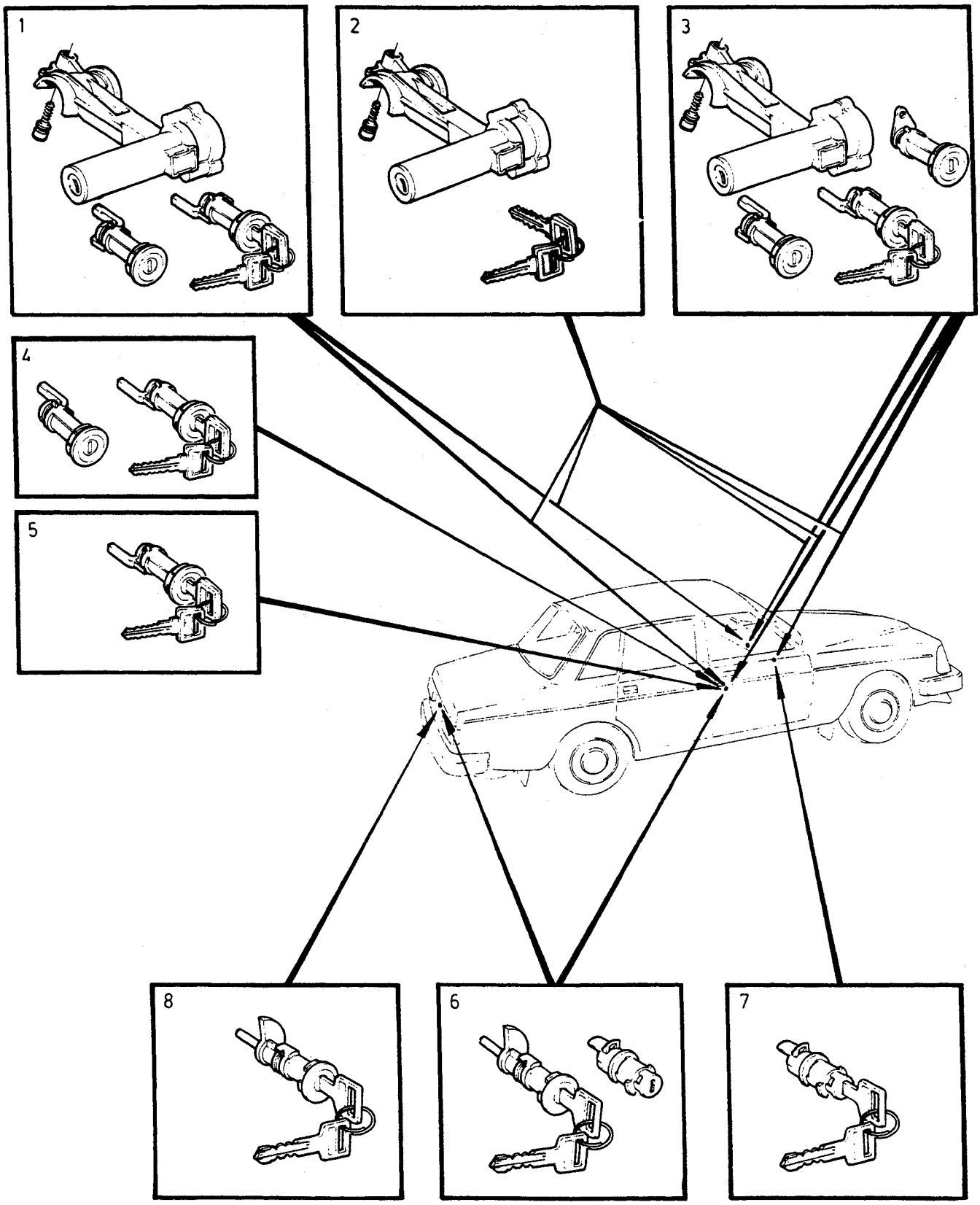
1
2
3
4
5
8
6
7

A
B
C
D
E

LOCK UNITS — LÅSSATSER

Group / Grupp 83

Page / Sida 963

-1985.

Fig	Part No. / Artikel nr	Quantity / Antal A	B	C	D	E	PS	Description	Benämning	Notes / Anmärkning	SR
1	1315150-1	1	-	-	-	-		Lock kit	Låssats	EXC (S)(N)(DK)(SF)	2
		1	-	-	-	-	KN	• Column lock with ignition switch	• Rattlås med startlås		
		1	-	-	-	-	KN	• Door cylinder, l.h.	• Dörrcylinder, v		
		1	-	-	-	-	KN	• Door cylinder, r.h.	• Dörrcylinder, h		
		2	-	-	-	-	KN	• Key	• Nyckel		
	1205814-5	2	-	-	-	-	IK	• Screw	• Skruv		3
	1315450-5	1	-	-	-	-		Lock kit	Låssats	(S)(N)(DK)(SF)	2
		1	-	-	-	-	KN	• Column lock with ignition switch	• Rattlås med startlås		
		1	-	-	-	-	KN	• Door cylinder, l.h.	• Dörrcylinder, v		
		1	-	-	-	-	KN	• Door cylinder, r.h.	• Dörrcylinder, h		
		2	-	-	-	-	KN	• Key	• Nyckel		
	1205814-5	2	-	-	-	-	IK	• Screw	• Skruv		3
2	1315152-7	1	-	-	-	-		Lock kit	Låssats	EXC (S)(N)(DK)(SF)	2
		1	-	-	-	-	KN	• Column lock with ignition switch	• Rattlås med startlås		
		2	-	-	-	-	KN	• Key	• Nyckel		
	1205814-5	2	-	-	-	-	IK	• Screw	• Skruv		3
	1315453-9	1	-	-	-	-		Lock kit	Låssats	(S)(N)(DK)(SF)	2
		1	-	-	-	-	KN	• Column lock	• Rattlås		
		2	-	-	-	-	KN	• Key	• Nyckel		
	1205814-5	2	-	-	-	-	IK	• Screw	• Skruv		3
	1315211-1	1	-	-	-	-		Lock kit ordered lock combination	Låssats beställd låskombination	1) EXC (S)(N)(DK)(SF)	6
		1	-	-	-	-	KN	• Column lock with ignition switch	• Rattlås med startlås		
		1	-	-	-	-	KN	• Key	• Nyckel		
	1205814-5	2	-	-	-	-	IK	• Screw	• Skruv		3
	1315452-1	1	-	-	-	-		Column lock ordered lock combination	Rattlås beställd låskombination	1) (S)(N)(DK)(SF)	7
		1	-	-	-	-	KN	• Column lock	• Rattlås		
		1	-	-	-	-	KN	• Key	• Nyckel		
	1205814-5	2	-	-	-	-	IK	• Screw	• Skruv		3
3	1315151-9	1	-	-	-	-		Lock kit	Låssats	5DRS.EXC (S)(N)(DK)(SF)	2
		1	-	-	-	-	KN	• Column lock with ignition switch	• Rattlås med startlås		
		1	-	-	-	-	KN	• Door cylinder, l.h.	• Dörrcylinder, v		
		1	-	-	-	-	KN	• Door cylinder, r.h.	• Dörrcylinder, h		
		2	-	-	-	-	KN	• Key	• Nyckel		
	1205814-5	2	-	-	-	-	IK	• Screw	• Skruv		3
	1315451-3	1	-	-	-	-		Lock kit	Låssats	5DRS. (S)(N)(DK)(SF)	2
		1	-	-	-	-	KN	• Column lock	• Rattlås		
		1	-	-	-	-	KN	• Door cylinder, l.h.	• Dörrcylinder, v		
		1	-	-	-	-	KN	• Door cylinder, r.h.	• Dörrcylinder, h		
		1	-	-	-	-	KN	• Lock cylinder Tailgate	• Låscylinder Baklucka		
		2	-	-	-	-	KN	• Key	• Nyckel		
	1205814-5	2	-	-	-	-	IK	• Screw	• Skruv		3
☆ 4	1382354-7	1	-	-	-	-		Lock kit	Låssats		2
		1	-	-	-	-	KN	• Door cylinder, l.h.	• Dörrcylinder, v		

1) Lock kits must be ordered separately, specifying the lockcombination number and the vehicle's chassis number. / Låssatsen beställes på separat order varvid låskombinations numret och bilens chassie nummer skall uppges.

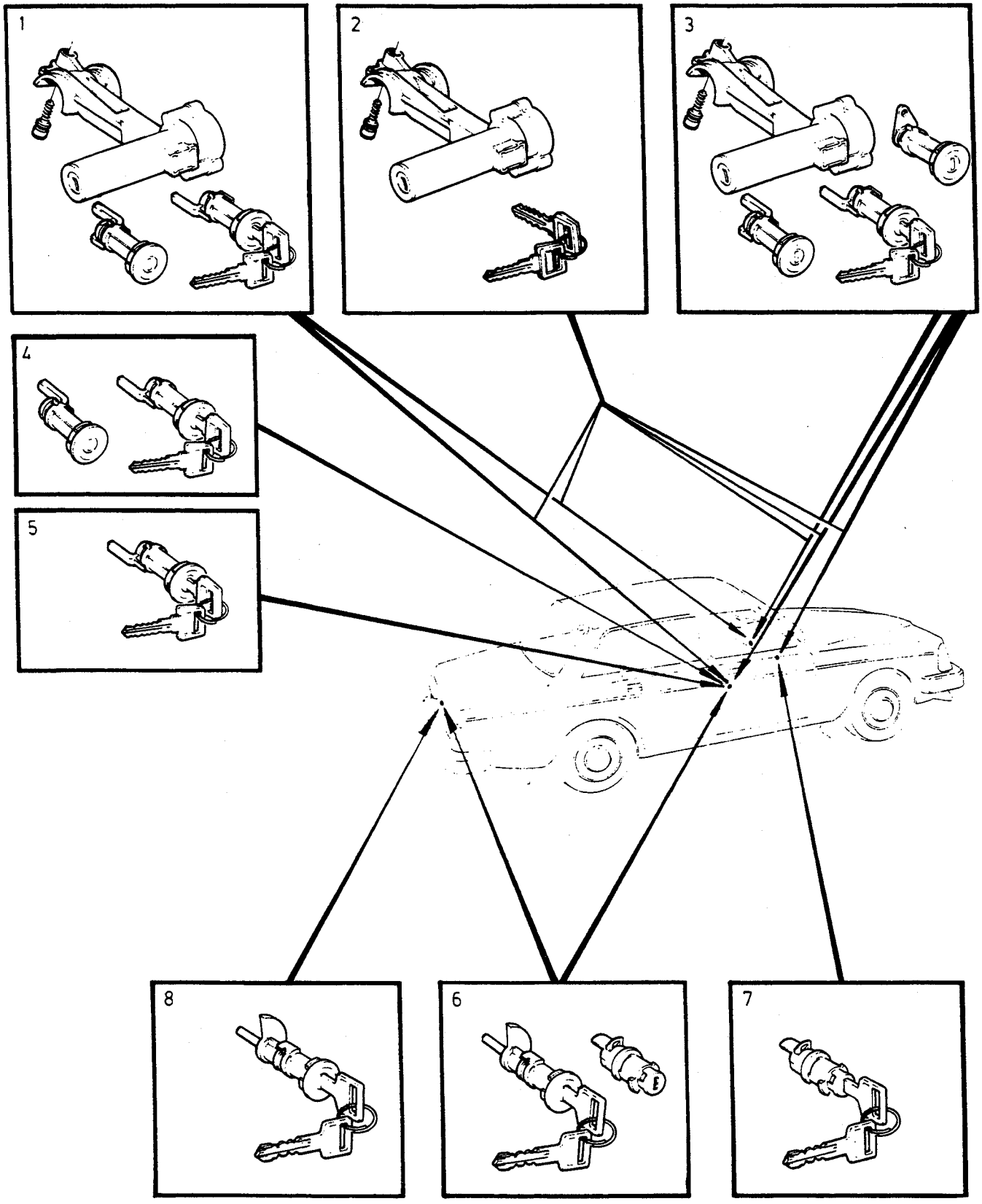
1
2
3
4
5
8
6
7

A
B
C
D
E

LOCK UNITS — LÅSSATSER

Group / Grupp 83

Page / Sida 965

-1985.

Fig	Part No. / Artikel nr	Quantity / Antal A	B	C	D	E	PS	Description	Benämning	Notes / Anmärkning	SR
		1	-	-	-	-	KN	• Door cylinder, r.h.	• Dörrcylinder, h		
		2	-	-	-	-	KN	• Key	• Nyckel		
☆ 5	1382348-9	-	-	-	-	-		Lock kit	Låssats		2
		1	-	-	-	-	KN	• Door cylinder, l.h.	• Dörrcylinder, v		
		2	-	-	-	-	KN	• Key	• Nyckel		
☆	1382349-7	1	-	-	-	-		Lock kit ordered lock combination	Låssats beställd låskombination	1)	6
		1	-	-	-	-	KN	• Door cylinder, l.h.	• Dörrcylinder, v		
●		1	-	-	-	-	KN	• Key	• Nyckel		
☆	1382355-4	1	-	-	-	-		Lock kit	Låssats		2
		1	-	-	-	-	KN	• Door cylinder, r.h.	• Dörrcylinder, h		
		2	-	-	-	-	KN	• Key	• Nyckel		
☆ ●	1382351-3	1	-	-	-	-		Lock kit ordered lock combination	Låssats beställd låskombination	1)	6
		1	-	-	-	-	KN	• Door cylinder, r.h.	• Dörrcylinder, h		
		1	-	-	-	-	KN	• Key	• Nyckel		
6	1304362-5	1	-	-	-	-		Lock kit	Låssats	4DRS	3
		1	-	-	-	-	KN	• Lock cylinder	• Låscylinder		
		-	-	-	-	-		Tailgate	Baklucka		
		1	-	-	-	-	KN	• Lock cylinder Glove compartment	• Låscylinder Handskfack		
		2	-	-	-	-		Key	Nyckel		
7	1304364-1	1	-	-	-	-		Lock kit	Låssats		3
		1	-	-	-	-	KN	• Lock cylinder Glove compartment	• Låscylinder Handskfack		
		1	-	-	-	-	KN	• Key	• Nyckel		
	1315203-8	1	-	-	-	-		Lock kit ordered lock combination	Låssats beställd låskombination	1)	6
		1	-	-	-	-	KN	• Lock cylinder Glove compartment	• Låscylinder Handskfack		
●		1	-	-	-	-	KN	• Key	• Nyckel		
8	1246461-6	1	-	-	-	-		Lock kit	Låssats	4DRS	2
		1	-	-	-	-	KN	• Lock cylinder Boot lid	• Låscylinder Baklucka		
●		2	-	-	-	-	KN	• Key	• Nyckel		
	1315204-6	1	-	-	-	-		Lock kit ordered lock combination	Låssats beställd låskombination	1)	6
		1	-	-	-	-	KN	• Lock cylinder Boot lid	• Låscylinder Baklucka		
		1	-	-	-	-	KN	• Key	• Nyckel		
☆	1382353-9	1	-	-	-	-		Lock kit	Låssats	5DRS	2
		1	-	-	-	-	KN	• Lock cylinder Tailgate	• Låscylinder Baklucka		
		2	-	-	-	-	KN	• Key	• Nyckel		
☆	1382352-1	1	-	-	-	-		Lock kit ordered lock combination	Låssats beställd låskombination	1) 5DRS	6
		1	-	-	-	-	KN	• Lock cylinder Tailgate	• Låscylinder Baklucka		

1) Lock kits must be ordered separately, specifying the lockcombination number and the vehicle's chassis number. / Låssatsen beställes på separat order varvid låskombinations numret och bilens chassie nummer skall uppges.

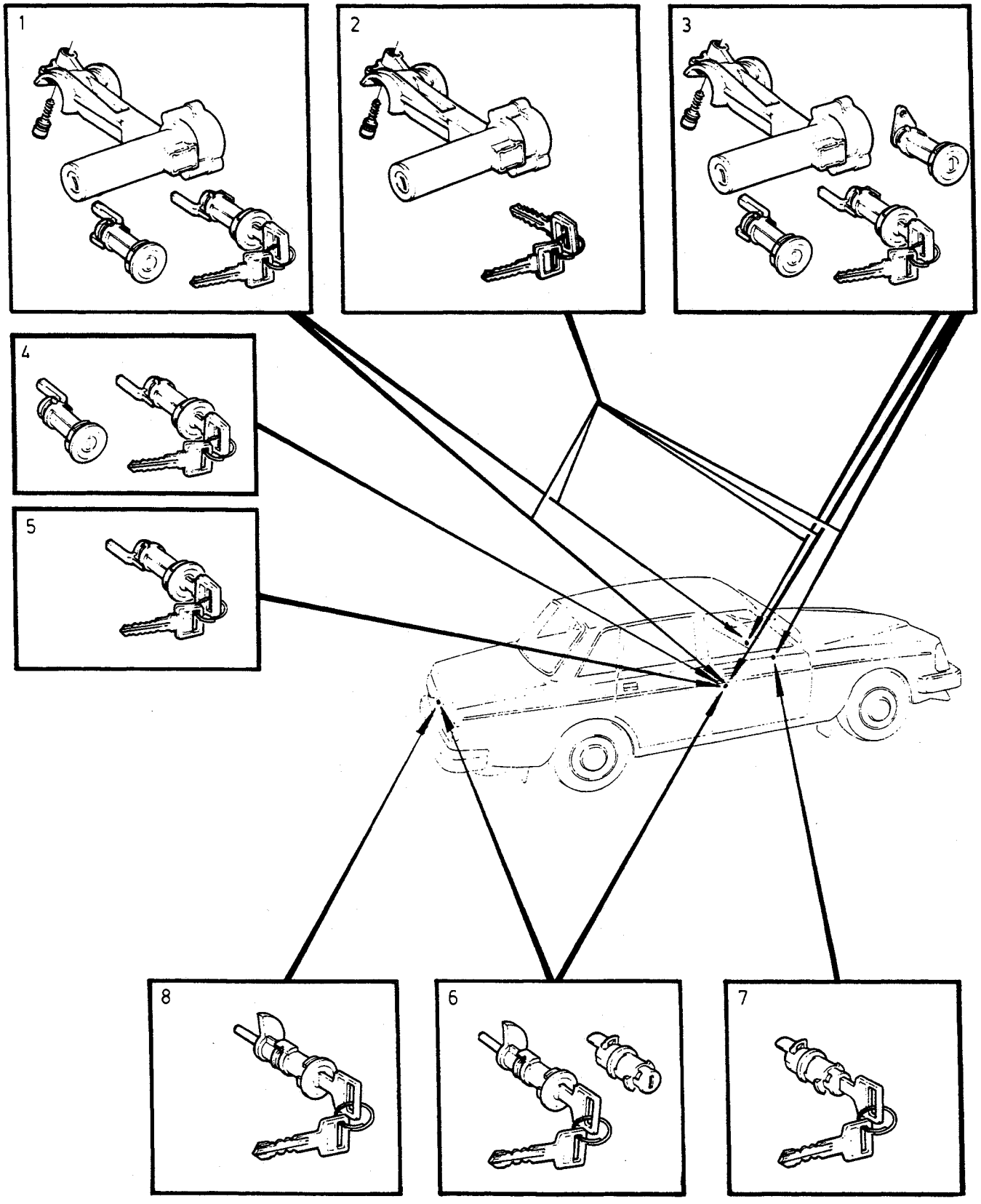
1
2
3
4
5
8
6
7

A B C D E		LOCK UNITS	LÅSSATSER	Group Grupp 83
		-1985.		Page Sida 967

Fig	Part No. Artikel nr	Quantity /Antal A	B	C	D	E	P S	Description	Benämning	Notes Anmärkning	S R
		1	-	-	-	-	KN	•Key	•Nyckel		











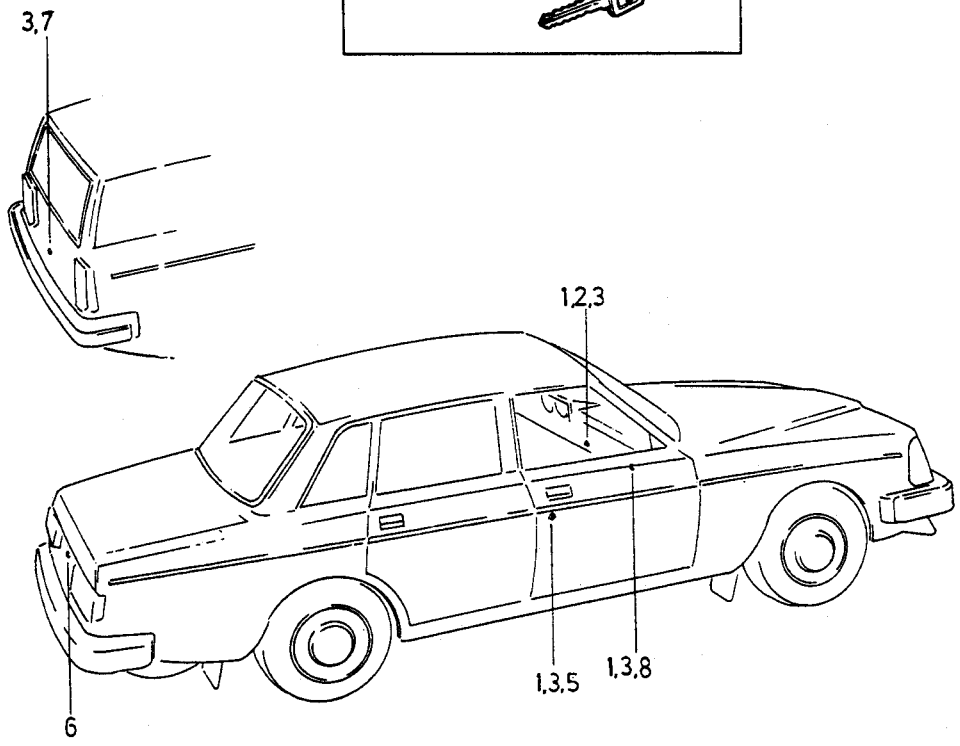



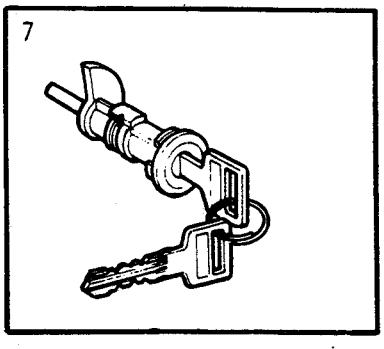



VOLVO
Genuine Parts
PV 831 44184

A B C D E

LOCK UNITS — LÅSSATSER

Group Grupp 83

Page Sida 969

1986-

Fig	Part No. Artikel nr	Quantity /Antal A	B	C	D	E	PS	Description	Benämning	Notes Anmärkning	SR
☆ 1	1382338-0	1	-	-	-	-		Lock kit	Låssats	1) 4DRS	2
		1	-	-	-	-	KN	• Column lock	• Rattlås		
		1	-	-	-	-	KN	• Door cylinder, l.h.	• Dörrcylinder, v		
		1	-	-	-	-	KN	• Door cylinder, r.h.	• Dörrcylinder, h		
		1	-	-	-	-	KN	• Lock	• Lås		
								Boot lid	Baklucka		
		1	-	-	-	-	KN	• Lock cylinder	• Låscylinder		
								Glove compartment	Handskfack		
		2	-	-	-	-	KN	• Pass key	• Huvudnyckel		
		2	-	-	-	-	KN	• Key door and starting locks	• Nyckel dörr och startlås		
● ☆	1382339-8	-	-	-	-	-		Lock kit	Låssats	2) 4DRS	2
		1	-	-	-	-	KN	• Column lock	• Rattlås		
		1	-	-	-	-	KN	• Door cylinder, l.h.	• Dörrcylinder, v		
		1	-	-	-	-	KN	• Door cylinder, r.h.	• Dörrcylinder, h		
●		1	-	-	-	-	KN	• Lock	• Lås		
								Boot lid	Baklucka		
		1	-	-	-	-	KN	• Lock cylinder	• Låscylinder		
								Glove compartment	Handskfack		
		2	-	-	-	-	KN	• Pass key	• Huvudnyckel		
		2	-	-	-	-	KN	• Key door and starting locks	• Nyckel dörr och startlås		
2	1315453-9	1	-	-	-	-		Lock kit	Låssats		2
		1	-	-	-	-	KN	• Column lock	• Rattlås		
		2	-	-	-	-	KN	• Key	• Nyckel		
	1205814-5	2	-	-	-	-	IK	• Screw	• Skruv		3
	1315452-1	1	-	-	-	-		Column lock ordered lock combination	Rattlås beställd låskombination	3)	7
		1	-	-	-	-	KN	• Column lock	• Rattlås		
		1	-	-	-	-	KN	• Key	• Nyckel		
	1205814-5	2	-	-	-	-	IK	• Screw	• Skruv		3
☆ 3	1382340-6	1	-	-	-	-		Lock kit	Låssats	5DRS	2
		1	-	-	-	-	KN	• Column lock	• Rattlås		
		1	-	-	-	-	KN	• Door cylinder, l.h.	• Dörrcylinder, v		
●		1	-	-	-	-	KN	• Door cylinder, r.h.	• Dörrcylinder, h		
		1	-	-	-	-	KN	• Lock cylinder	• Låscylinder		
								Tailgate	Baklucka		
		1	-	-	-	-	KN	• Lock cylinder	• Låscylinder		
								Glove compartment	Handskfack		
●		2	-	-	-	-	KN	• Pass key	• Huvudnyckel		
		2	-	-	-	-	KN	• Key door and starting locks	• Nyckel dörr och startlås		
☆ 4	1382354-7	1	-	-	-	-		Lock kit	Låssats		2
		1	-	-	-	-	KN	• Door cylinder, l.h.	• Dörrcylinder, v		
		1	-	-	-	-	KN	• Door cylinder, r.h.	• Dörrcylinder, h		
		2	-	-	-	-	KN	• Key	• Nyckel		
☆ 5	1382348-9	1	-	-	-	-		Lock kit	Låssats		2
		1	-	-	-	-	KN	• Door cylinder, l.h.	• Dörrcylinder, v		
		2	-	-	-	-	KN	• Key	• Nyckel		
☆	1382349-7	1	-	-	-	-		Lock kit ordered lock combination	Låssats beställd låskombination	3)	6
		1	-	-	-	-	KN	• Door cylinder, l.h.	• Dörrcylinder, v		
		1	-	-	-	-	KN	• Pass key	• Huvudnyckel		

1) Cars with central locking system. / Bilar med centrallåsning.
2) Cars without central locking system. / Bilar utan centrallåsning.
3) Lock kits must be ordered separately, specifying the lockcombination number and the vehicle's chassis number. / Låssatsen beställes på separat order varvid låskombinations numret och bilens chassie nummer skall uppges.





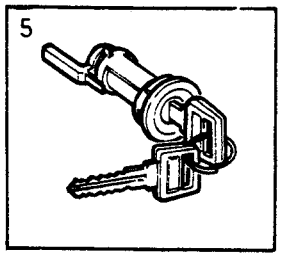





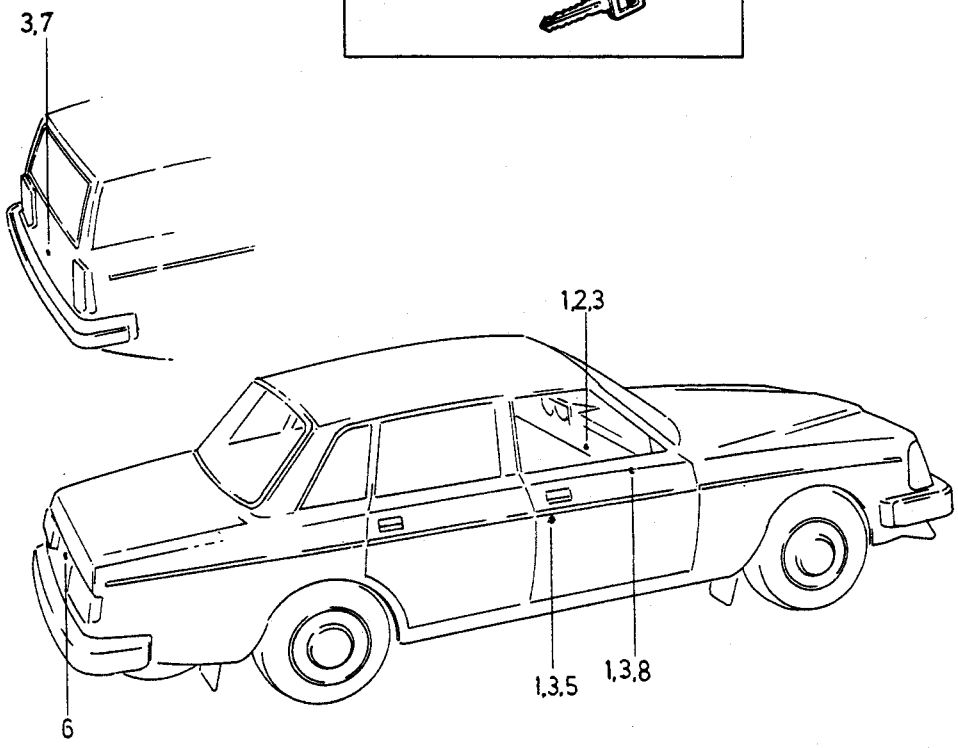



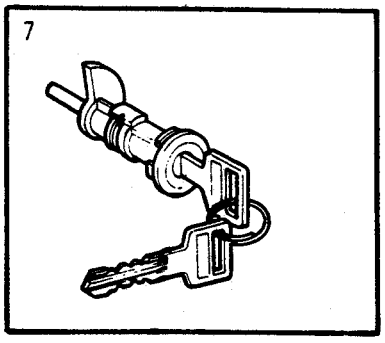



VOLVO
Genuine Parts
PV 831 44184

A
B
C
D
E

LOCK UNITS — LÅSSATSER

Group / Grupp 83

Page / Sida 971

1986-

Fig	Part No. / Artikel nr	Quantity / Antal A	B	C	D	E	PS	Description	Benämning	Notes / Anmärkning	SR
		-	-	-	-	-		.....	.....		
☆	1382355-4	1	-	-	-	-		Lock kit	Låssats		2
		1	-	-	-	-	KN	• Door cylinder, r.h.	• Dörrcylinder, h		
		2	-	-	-	-	KN	• Key	• Nyckel		
☆	1382351-3	1	-	-	-	-		Lock kit ordered lock combination	Låssats beställd låskombination	3)	6
		1	-	-	-	-	KN	• Door cylinder, r.h.	• Dörrcylinder, h		
		1	-	-	-	-	KN	• Pass key	• Huvudnyckel		
☆	6 1382344-8	1	-	-	-	-		Lock kit	Låssats	1) 4DRS	2
		1	-	-	-	-	KN	• Lock ..... Boot lid	• Lås ..... Baklucka		
		2	-	-	-	-	KN	• Pass key	• Huvudnyckel		
☆	1382346-3	1	-	-	-	-		Lock kit ordered lock combination	Låssats beställd låskombination	3) 1) 4DRS	6
		1	-	-	-	-	KN	• Lock ..... Tailgate	• Lås ..... Baklucka		
		1	-	-	-	-	KN	• Pass key	• Huvudnyckel		
☆	1382345-5	1	-	-	-	-		Lock kit	Låssats	2) 4DRS	2
		1	-	-	-	-	KN	• Lock ..... Tailgate	• Lås ..... Baklucka		
		2	-	-	-	-	KN	• Pass key	• Huvudnyckel		
☆	1382345-5	1	-	-	-	-		Lock kit ordered lock combination	Låssats beställd låskombination	3) 2) 4DRS	2
		1	-	-	-	-	KN	• Lock ..... Boot lid	• Lås ..... Baklucka		
		1	-	-	-	-	KN	• Pass key	• Huvudnyckel		
☆	7 1382353-9	1	-	-	-	-		Lock kit	Låssats	5DRS	2
		1	-	-	-	-	KN	• Lock cylinder ..... Tailgate	• Låscylinder ..... Baklucka		
		1	-	-	-	-	KN	• Key	• Nyckel		
☆	1382352-1	1	-	-	-	-		Lock kit ordered lock combination	Låssats beställd låskombination	3) 5DRS	6
		1	-	-	-	-	KN	• Lock cylinder ..... Tailgate	• Låscylinder ..... Baklucka		
		1	-	-	-	-	KN	• Pass key	• Huvudnyckel		
	8 1315884-5	1	-	-	-	-		Lock kit	Låssats		2
		1	-	-	-	-	KN	• Lock cylinder ..... Glove compartment	• Låscylinder ..... Handskfack		
		2	-	-	-	-	KN	• Pass key	• Huvudnyckel		
	1315887-8	1	-	-	-	-		Lock kit ordered lock combination	Låssats beställd låskombination	3)	7
		1	-	-	-	-	KN	• Lock cylinder ..... Glove compartment	• Låscylinder ..... Handskfack		
		1	-	-	-	-	KN	• Pass key	• Huvudnyckel		

2) Cars without central locking system. / Bilar utan centrallåsning.
3) Lock kits must be ordered separately, specifying the lockcombination number and the vehicle's chassis number. / Låssatsen beställes på separat order varvid låskombinations numret och bilens chassie nummer skall uppges.

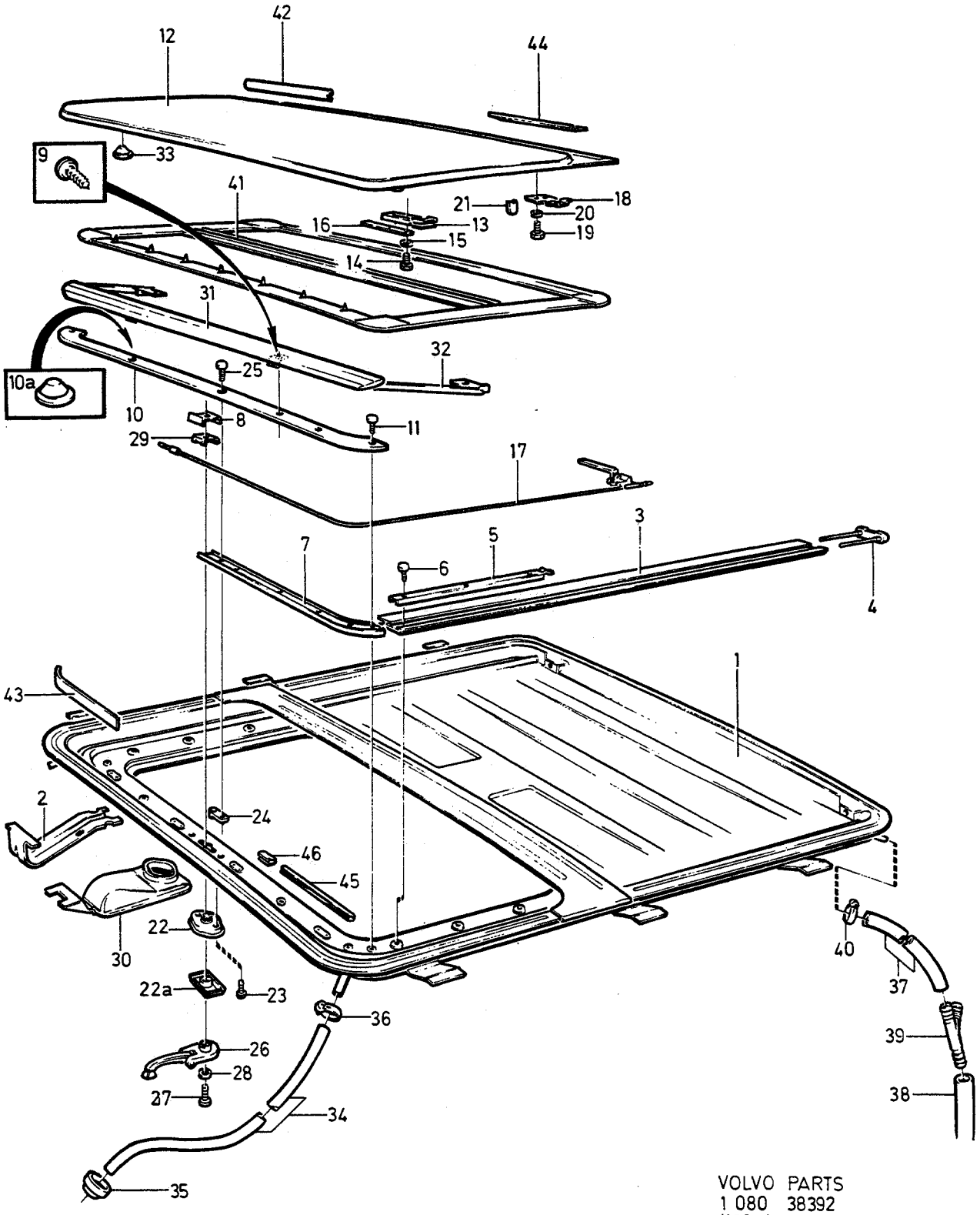

VOLVO PARTS
1 080 38392
(108:1)

A
B
C
D
E

ROOF HATCH — TAKLUCKA

Group / Grupp: 83

Page / Sida: 973

Fig	Part No. / Artikel nr	Quantity / Antal A	B	C	D	E	PS	Description	Benämning	Notes / Anmärkning	SR
		-	-	-	-	-		Roof plate	Takplåt	SEE 81•907	
1	1382291-1	1	-	-	-	-		•Frame	•Ram		5
2	1201923-8	2	-	-	-	-		Bracket	Konsol		4
3	681091-5	1	-	-	-	-		Guide rail, l.h.	Styrskena, v		4
	681092-3	1	-	-	-	-		Guide rail, r.h.	Styrskena, h		4
4	1254757-6	2	-	-	-	-		Anchorage	Fäste		4
5	681096-4	2	-	-	-	-		Intermediate section	Mellanstycke		4
6	955161-5	6	-	-	-	-		Screw	Skruv	(955162)	2
7	680961-0	1	-	-	-	-		Guide rail, l.h.	Styrskena, v		4
	680962-8	1	-	-	-	-		Guide rail, r.h.	Styrskena, h		4
8	681306-7	1	-	-	-	-		Reinforcement	Förstärkning		4
9	955161-5	4	-	-	-	-		Screw	Skruv	(955162)	2
10	1254758-4	1	-	-	-	-		Cover moulding	Täcklist		4
10a	1254707-1	2	-	-	-	-		•Rubber cushion	•Gummikudde		3
11	955161-5	6	-	-	-	-		Screw	Skruv	(955162)	2
12	*(680964)*	1	-	-	-	-	SP	Hatch, outer	Lucka, yttre	REPL 1 PCS 956057-4, 1 PCS 1382305-9.	5
13	681101-2	2	-	-	-	-		Anchorage	Fäste		4
14	955246-4	4	-	-	-	-		Screw	Skruv		2
15	*17840*	4	-	-	-	-	OP	Lock washer	Låsbricka		2
16	681102-0	2	-	-	-	-		Tab washer	Säkringsbleck		4
	681304-2	4	-	-	-	-		Adjusting nut	Justermutter		3
17	1255359-0	1	-	-	-	-		Cable, l.h.	Wire, v		3
	1255360-8	1	-	-	-	-		Cable, r.h.	Wire, h		3
18	681103-8	2	-	-	-	-		Reinforcement	Förstärkning		4
19	955224-1	4	-	-	-	-		Screw	Skruv		2
20	120344-7	4	-	-	-	-		Lock washer	Låsbricka		2
21	681104-6	2	-	-	-	-		Dog	Glidsko		3
22	*(681097)*	1	-	-	-	-	SP	Gear housing	Växelhus	-1985. REPL 1 PCS 1315968-6, 1 PCS 1360884-9 ALTER 1 PCS 1360871-6.	4
	1315968-6	1	-	-	-	-		Gear housing	Växelhus	1986-	4
22a	1360871-6	1	-	-	-	-		Cover washer, beige	Täckbricka, beige	1986-	4
	1360884-9	1	-	-	-	-		Cover washer, black	Täckbricka, svart	1986-	4
23	956165-5	2	-	-	-	-		Screw	Skruv		2
24	681098-0	2	-	-	-	-		Nut plate	Mutterplatta		4
25	956271-1	2	-	-	-	-		Screw	Skruv		2
26	681100-4	1	-	-	-	-		Crank	Vev	-1985	4
	1315771-4	1	-	-	-	-		Crank	Vev	1986-	4
27	956272-9	1	-	-	-	-		Screw	Skruv	-1985	2
	1382024-6	1	-	-	-	-		Screw	Skruv	1986-	2
28	681099-8	1	-	-	-	-		Spacer washer	Distansbricka	-1985	3
29	681095-6	1	-	-	-	-		Spring tab	Fjäderbleck		4
30	1360888-0	1	-	-	-	-		Bowl, beige	Skål, beige	(1201925)	4
	1294236-3	1	-	-	-	-		Bowl, black	Skål, svart		4
31	1382285-3	1	-	-	-	-		Wind deflector	Vindavvisare		4
32	686131-4	1	-	-	-	-		Link, l.h.	Länk, v		4
	686132-2	1	-	-	-	-		Link, r.h.	Länk, h		4
33	684202-5	3	-	-	-	-		Plug	Plugg		4
34	942754-3	X	-	-	-	-		Plastic hose	Plastslang	LG 2200 2x1100mm.	2
35	1247814-5	2	-	-	-	-		Rubber bushing	Gummibussning		3
☆ 36	943469-7	2	-	-	-	-		Hose clamp	Slangklamma	(945652) M14	2
☆ 37	949906-2	X	-	-	-	-		Hose	Slang	(944188) LG 2380 mm 2x1190mm.	2
38	943519-9	X	-	-	-	-		Plastic hose	Plastslang	LG 600 2x300mm.	2
39	685975-5	2	-	-	-	-		Hose connection	Slanganslutning		2
40	967915-0	2	-	-	-	-		Clamp	Klamma	M19mm	3
41	1224362-2	1	-	-	-	-		Roof hatch, inner light grey ...	Taklucka, inre ljusgrå	-1985.	5
	1360911-0	1	-	-	-	-		Roof hatch, inner light grey ...	Taklucka, inre ljusgrå	1986-	5

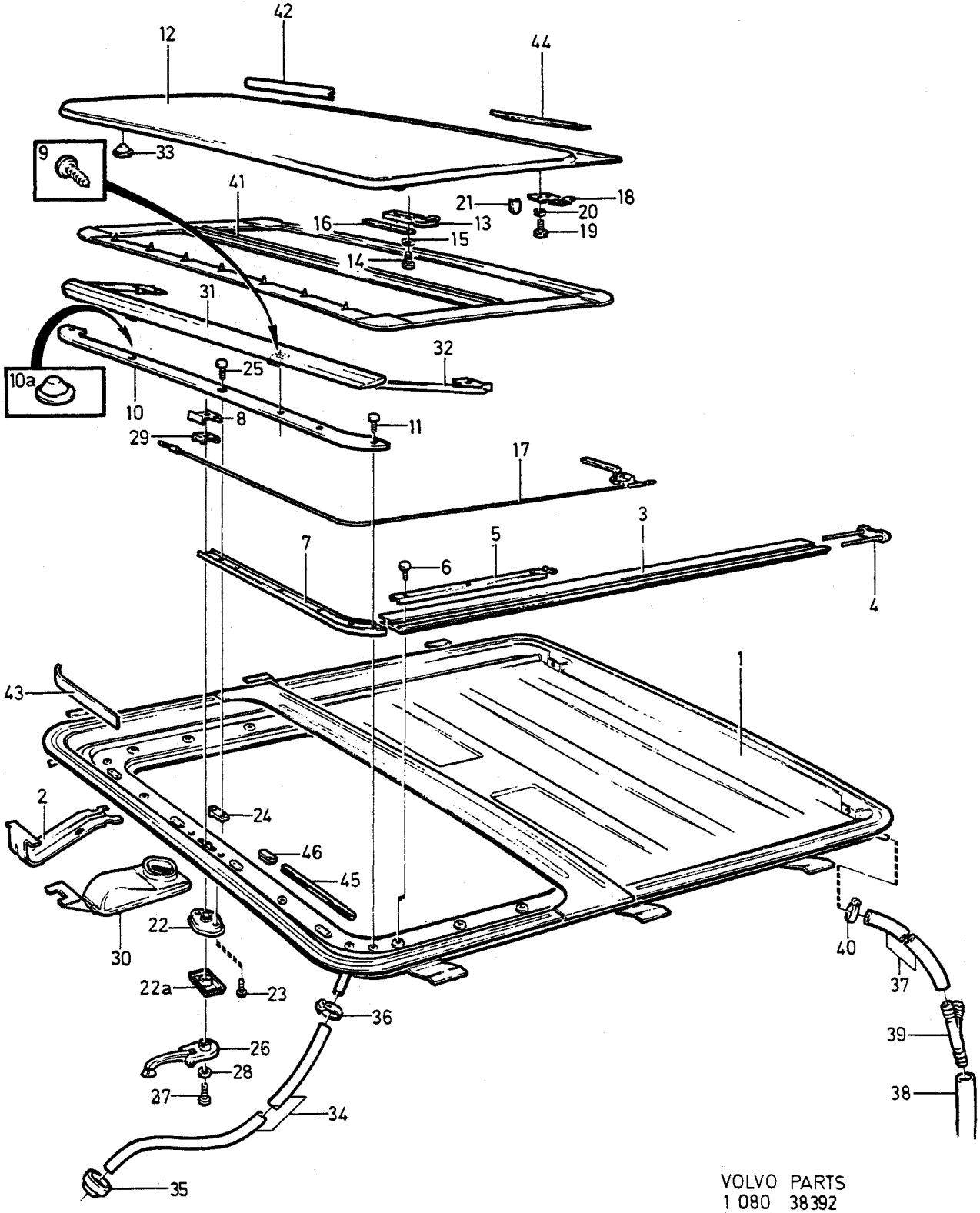

VOLVO PARTS
1 080 38392
(108:1)

A
B
C
D
E

ROOF HATCH — TAKLUCKA

Group / Grupp: 83

Page / Sida: 975

Fig	Part No. / Artikel nr	Quantity /Antal A	B	C	D	E	PS	Description	Benämning	Notes / Anmärkning	SR
	1294239-7	1	-	-	-	-		Roof hatch, inner black	Taklucka, inre svart		5
42	1255335-0	1	-	-	-	-		Piping	Kederlist		3
43	1255334-3	1	-	-	-	-		Piping	Kederlist		3
44	681089-9	1	-	-	-	-		Sealing strip	Tätningslist		3
45	682061-7	X	-	-	-	-		Edge protection moulding light grey	Kantskyddslist ljusgrå	2350mm. -1985.	3
	1294237-1	1	-	-	-	-		Protect. moulding, black	Kantskyddslist, svart		3
	1309460-2	X	-	-	-	-		Edge protection moulding light beige	Kantskyddslist ljusbeige	2350mm. 1986-	5
46	1207600-6	1	-	-	-	-		Clamp light grey	Klamma ljusgrå		3
	1294238-9	1	-	-	-	-		Clamp black	Klamma svart		4
	1360892-2	1	-	-	-	-		Clamp light beige	Klamma ljusbeige	1986-	4

A
B
C
D
E

SUB GROUP
EXTERIOR TRIM, DOOR MIRRORS, GLASS

UNDERGRUPP
YTTRE PRYDNADSDETALJER, BACKSPEGEL, GLAS

Group / Grupp: 84

Page / Sida: 977

Fig	Part No. / Artikel nr	Quantity /Antal A	B	C	D	E	PS	Description	Benämning	Notes / Anmärkning	SR
		-	-	-	-	-		Emblems	Emblem	-1985. SEE 84•979	
		-	-	-	-	-		Emblems	Emblem	1986- SEE 84•981	
		-	-	-	-	-		Trim mouldings	Prydnadslister	4DRS -1985. SEE 84•983	
		-	-	-	-	-		Trim mouldings	Prydnadslister	4DRS 1986- SEE 84•987	
		-	-	-	-	-		Trim mouldings	Prydnadslister	5DRS -1985. SEE 84•991	
		-	-	-	-	-		Trim mouldings	Prydnadslister	5DRS 1986- SEE 84•995	
		-	-	-	-	-		Door mirrors, manual	Utvändig backspegel, manuell	-1985. SEE 84•999	
		-	-	-	-	-		Door mirrors electrically operated	Utvändig backspegel, eldriven	-1985. SEE 84•1001	
		-	-	-	-	-		Door mirrors, manual	Utvändig backspegel, manuell	1986- SEE 84•1003	
		-	-	-	-	-		Door mirrors electrically operated	Utvändig backspegel, eldriven	1986- SEE 84•1005	
		-	-	-	-	-		Stripes	Dekortejp	SEE 84•1007	
		-	-	-	-	-		Windscreen, rear window and door windows	Vindruta, bakruta, sidorutor	SEE 84•1009	

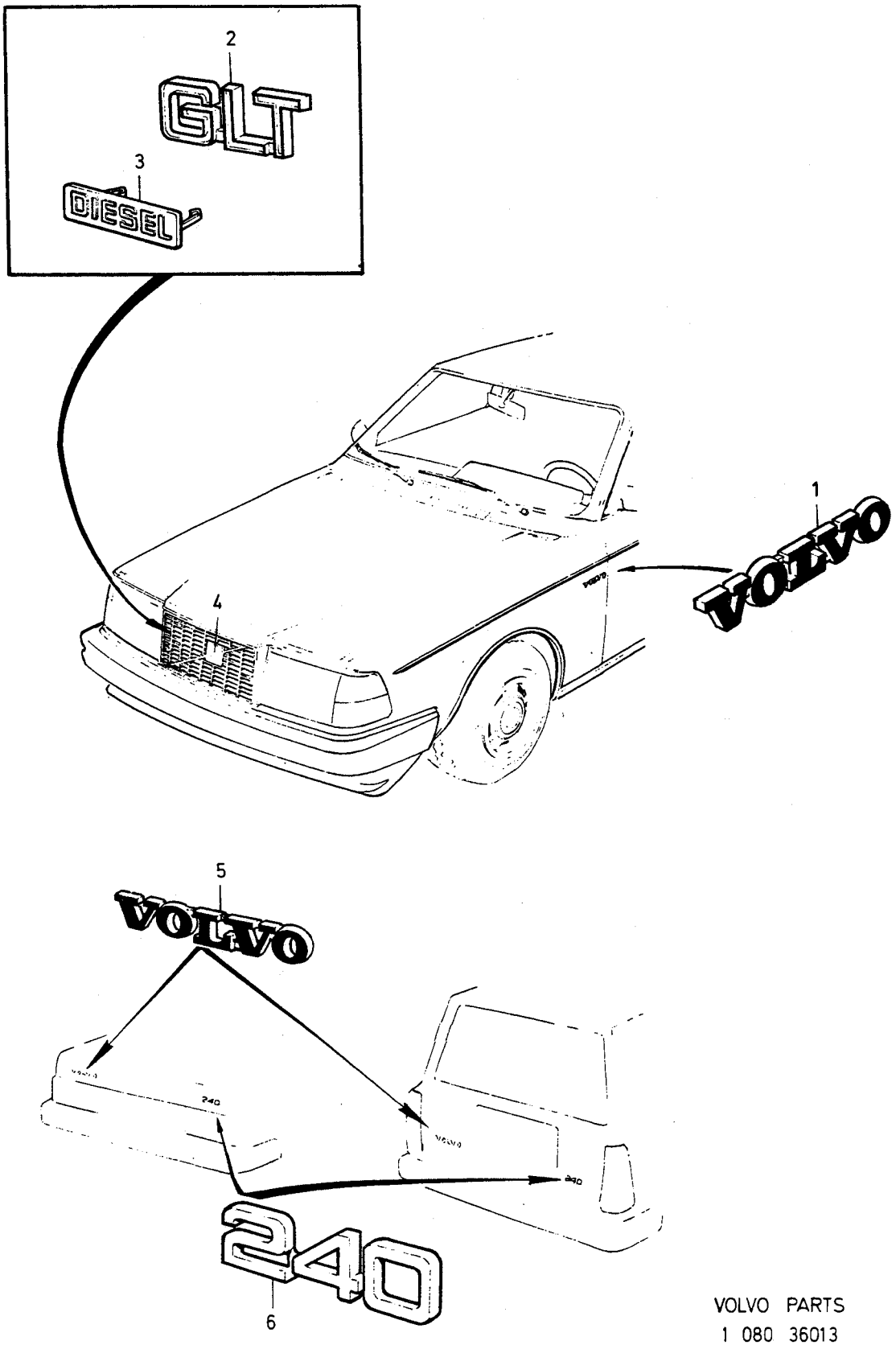

VOLVO PARTS
1 080 36013
(108 4)

A B C D E		EMBLEMS	EMBLEM	Group Grupp 84
		-1985		Page Sida 979

Fig	Part No. Artikel nr	Quantity /Antal A	B	C	D	E	PS	Description	Benämning	Notes Anmärkning	SR
1	1246038-2	2	-	-	-	-		Emblem	Emblem	1)	2
	1321746-8	2	-	-	-	-		Emblem	Emblem	2)	2
2	1312368-2	1	-	-	-	-		Emblem	Emblem	GLT	2
	1312356-7	1	-	-	-	-		Emblem	Emblem	GLE	2
3	1304821-0	1	-	-	-	-		Emblem	Emblem	DIESEL	2
	1312369-0	1	-	-	-	-		Emblem	Emblem	TURBO	2
4		-	-	-	-	-		Emblem	Emblem	VOLVO SEE 82-929	
5	1246034-1	1	-	-	-	-		Emblem	Emblem	VOLVO	2
6	1312348-4	1	-	-	-	-		Emblem	Emblem	240	2
	1312351-8	1	-	-	-	-		Emblem	Emblem	260	2
	1304256-9	1	-	-	-	-		Emblem	Emblem	DL	2
	1304257-7	1	-	-	-	-		Emblem	Emblem	GL	2
	1304260-1	1	-	-	-	-		Emblem	Emblem	GLE	2
	1304287-4	1	-	-	-	-		Emblem	Emblem	GLT	2
	1246304-8	1	-	-	-	-		Emblem	Emblem	D6	2
	1246248-7	1	-	-	-	-		Emblem	Emblem	DIESEL	2
	1312001-9	1	-	-	-	-		Emblem	Emblem	FUEL INJECTION	2
	1304952-3	1	-	-	-	-		Emblem	Emblem	TURBO	2

1) Cars with side flashers. / Bilar med sidoblinkers.
2) Cars without side flashers. / Bilar utan sidoblinkers.

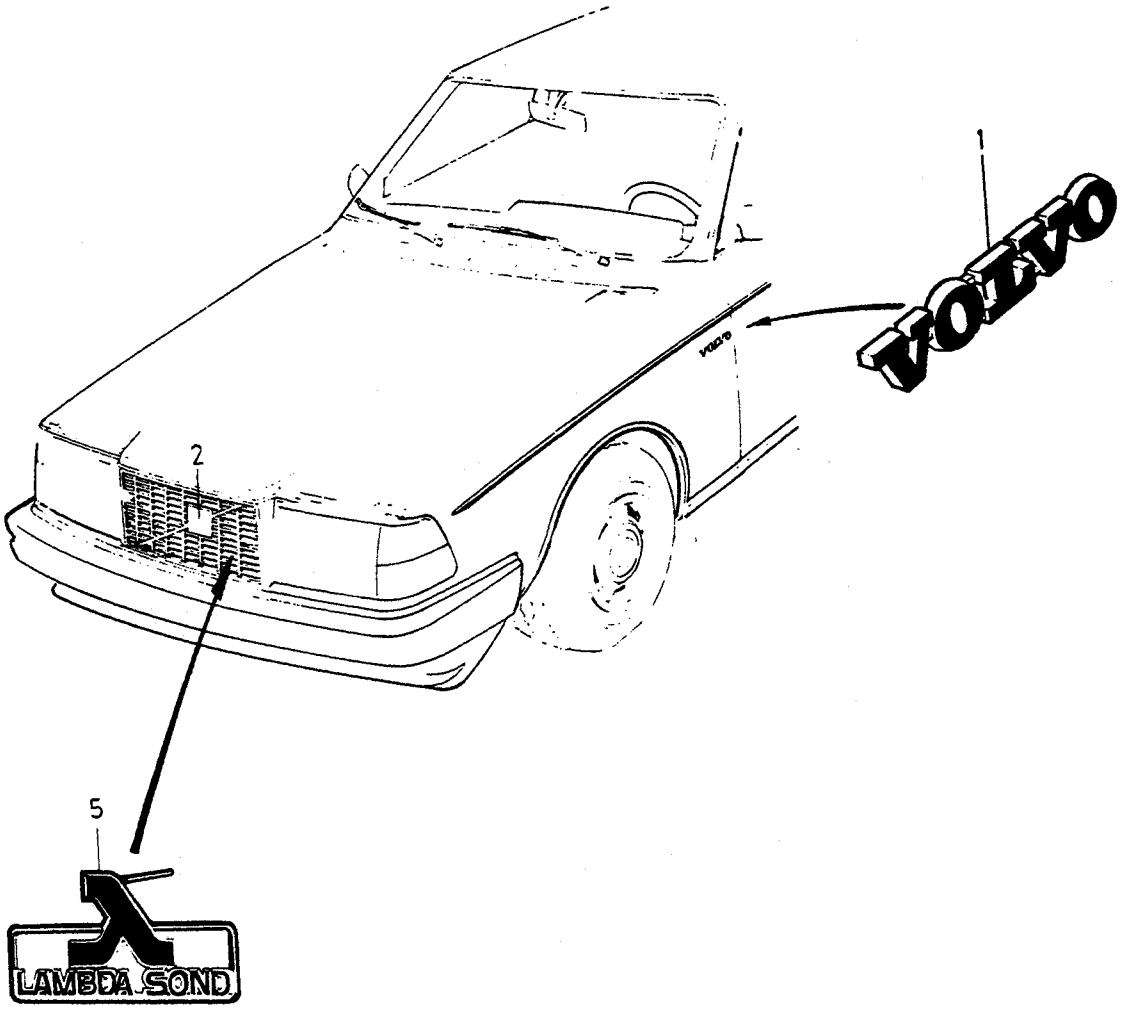
1
VOLVO
2
5
LAMBDA SOND

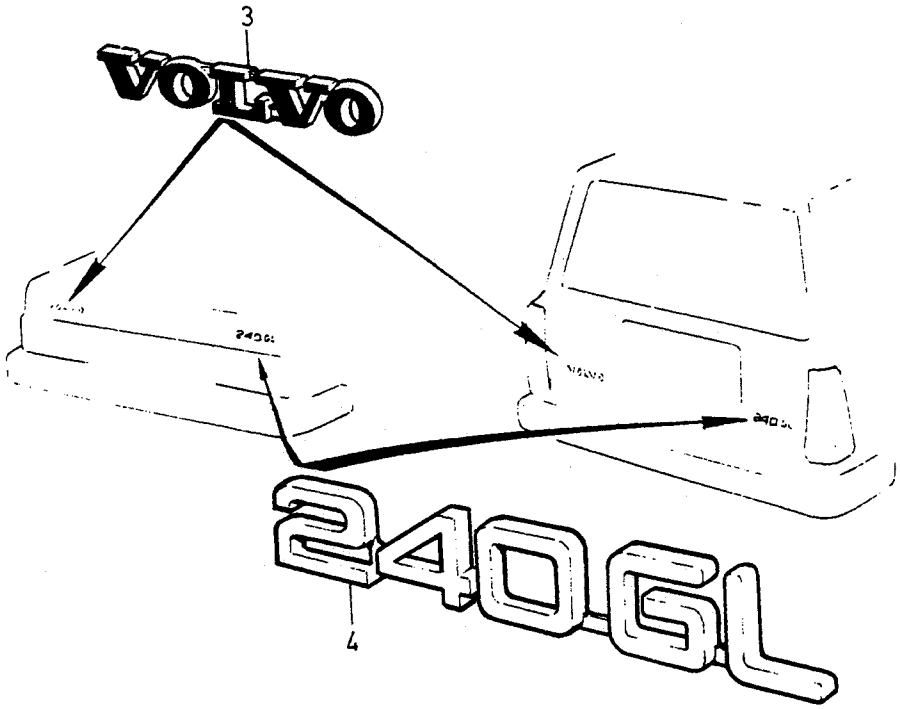
3
VOLVO
240GL
4

A
B
C
D
E

EMBLEMS EMBLEM

Group Grupp 84

Page Sida 981

1986-

Fig	Part No. Artikel nr	Quantity /Antal A	B	C	D	E	PS	Description	Benämning	Notes Anmärkning	SR
1	1246038-2	2	-	-	-	-		Emblem	Emblem	1) VOLVO	2
	1321746-8	2	-	-	-	-		Emblem	Emblem	2) VOLVO	2
2		-	-	-	-	-		Emblem	Emblem	VOLVO SEE 82-931	
3	1369001-1	1	-	-	-	-		Emblem	Emblem	VOLVO. 4DRS,5DRS.	2
4	1312951-5	1	-	-	-	-		Emblem	Emblem	(1312950) 240DL. 4DRS	2
	1312951-5	1	-	-	-	-		Emblem	Emblem	240DL. 5DRS	2
	1312957-2	1	-	-	-	-		Emblem	Emblem	240GL. 4DRS,5DRS.	2
	1312959-8	1	-	-	-	-		Emblem	Emblem	240GLE. 4DRS,5DRS.	2
	1312961-4	1	-	-	-	-		Emblem	Emblem	240GLT. 4DRS,5DRS.	2
	1312963-0	1	-	-	-	-		Emblem	Emblem	(1312962) DIESEL. 4DRS	2
	1312963-0	1	-	-	-	-		Emblem	Emblem	DIESEL. 5DRS	2
	1312965-5	1	-	-	-	-		Emblem	Emblem	INJECTION. 4DRS,5DRS.	2
5	1392609-2	1	-	-	-	-		Emblem	Emblem	LAMBDA SOND	2

1) Cars with side flashers. / Bilar med sidoblinkers.
2) Cars without side flashers. / Bilar utan sidoblinkers.

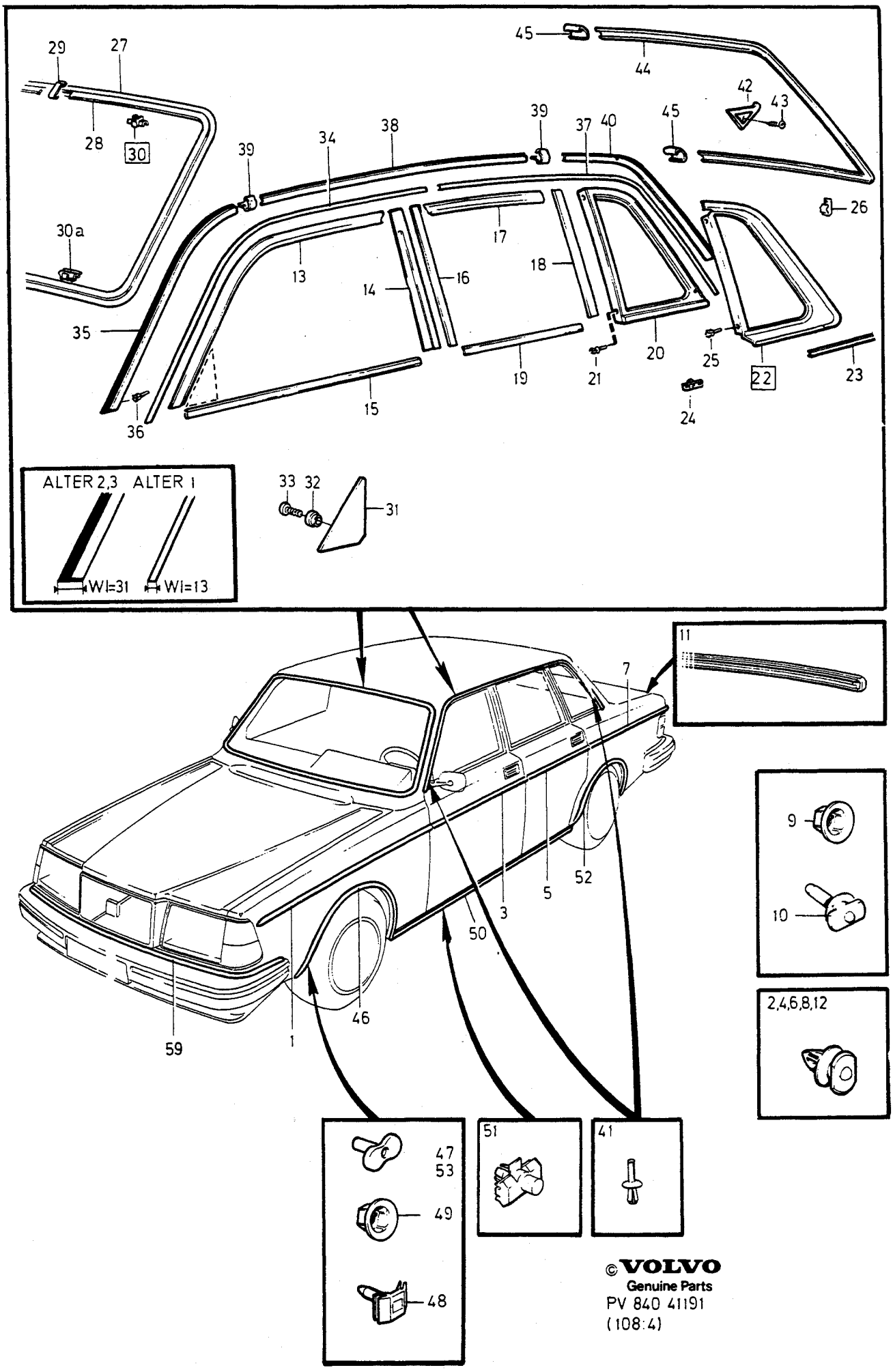

© VOLVO
Genuine Parts
PV 840 41191
(108:4)

A
B
C
D
E

TRIM MOULDINGS — PRYDNADSLISTER

Group / Grupp 84

Page / Sida 983

4 DRS -1985.

Fig	Part No. / Artikel nr	Quantity / Antal A	B	C	D	E	PS	Description	Benämning	Notes / Anmärkning	SR
1	1246627-2	1	-	-	-	-		Trim moulding, l.h. bright	Prydnadslist, v blank	1)	2
	1247163-7	1	-	-	-	-		Trim moulding, l.h. black	Prydnadslist, v svart	1)	2
	1246628-0	1	-	-	-	-		Trim moulding, r.h. bright	Prydnadslist, h blank	1)	2
	1247164-5	1	-	-	-	-		Trim moulding, r.h. black	Prydnadslist, h svart	1)	2
2	1372059-4	14	-	-	-	-		Clip	Clips	2) (1247199)	2
3	1246629-8	1	-	-	-	-		Trim moulding, l.h. bright	Prydnadslist, v blank	1)	2
	1304569-5	1	-	-	-	-		Trim moulding, l.h. black	Prydnadslist, v svart	1)	2
	1246630-6	1	-	-	-	-		Trim moulding, r.h. bright	Prydnadslist, h blank	1)	2
	1304570-3	1	-	-	-	-		Trim moulding, r.h. black	Prydnadslist, h svart	1)	2
4	1372059-4	10	-	-	-	-		Clip	Clips	2) (1247199)	2
5	1246631-4	1	-	-	-	-		Trim moulding, l.h. bright	Prydnadslist, v blank	1)	2
	1304573-7	1	-	-	-	-		Trim moulding, l.h. black	Prydnadslist, v svart	1)	2
	1246632-2	1	-	-	-	-		Trim moulding, r.h. bright	Prydnadslist, h blank	1)	2
	1304574-5	1	-	-	-	-		Trim moulding, r.h. black	Prydnadslist, h svart	1)	2
6	1372059-4	10	-	-	-	-		Clip	Clips	2) (1247199)	2
7	1312408-6	1	-	-	-	-		Trim moulding, l.h. bright	Prydnadslist, v blank	1)	2
	1312402-9	1	-	-	-	-		Trim moulding, l.h. black	Prydnadslist, v svart	1)	2
	1312409-4	1	-	-	-	-		Trim moulding, r.h. bright	Prydnadslist, h blank	1)	2
	1312403-7	1	-	-	-	-		Trim moulding, r.h. black	Prydnadslist, h svart	1)	2
8	1372059-4	16	-	-	-	-		Clip	Clips	2) (1247199)	2
9	1246599-3	2	-	-	-	-		Spring nut	Fjädermutter		2
10	1312254-4	2	-	-	-	-		Clip	Clips	2)	2
11	1246647-0	1	-	-	-	-		Trim moulding bright	Prydnadslist blank	1)	2
	1255948-0	1	-	-	-	-		Trim moulding black	Prydnadslist svart	1)	2
12	1372059-4	X	-	-	-	-		Clip	Clips	2) (1247199)	2
13	1246705-6	1	-	-	-	-		Trim moulding, l.h.	Prydnadslist, v		2
	1246706-4	1	-	-	-	-		Trim moulding, r.h.	Prydnadslist, h		2
14	1246707-2	1	-	-	-	-		Trim moulding, l.h.	Prydnadslist, v		2
	1246708-0	1	-	-	-	-		Trim moulding, r.h.	Prydnadslist, h		2
15		-	-	-	-	-		Strip	List	SEE 83•939	
16	1246754-4	1	-	-	-	-		Trim moulding, l.h.	Prydnadslist, v		2
	1246755-1	1	-	-	-	-		Trim moulding, r.h.	Prydnadslist, h		2
17	1246709-8	1	-	-	-	-		Trim moulding, l.h.	Prydnadslist, v		2
	1246751-0	1	-	-	-	-		Trim moulding, r.h.	Prydnadslist, h		2
18	1246752-8	1	-	-	-	-		Trim moulding, l.h.	Prydnadslist, v		2
	1246753-6	1	-	-	-	-		Trim moulding, r.h.	Prydnadslist, h		2
19		-	-	-	-	-		Strip	List	SEE 83•945	
20	1312223-9	1	-	-	-	-		Trim moulding, l.h. black	Prydnadslist, v svart	ALTER 1.	2
	1312224-7	1	-	-	-	-		Trim moulding, r.h. black	Prydnadslist, h svart	ALTER 1.	2
21	1312092-8	6	-	-	-	-		Clip	Clips		2
22	1255802-9	1	-	-	-	-		Trim moulding, l.h. black / bright	Prydnadslist, v svart / blank ...	ALTER 2.	2
	1255803-7	1	-	-	-	-		Trim moulding, r.h. black / bright	Prydnadslist, h svart / blank ...	ALTER 2.	2
23	1255809-4	1	-	-	-	-		•Trim moulding, l.h. bright	•Prydnadslist, v blank		2
	1255810-2	1	-	-	-	-		•Trim moulding, r.h. bright	•Prydnadslist, h blank		2
24	1304495-3	3	-	-	-	-		•Clip	•Clips		2
25	1312092-8	4	-	-	-	-		Clip	Clips		2
26	1312093-6	2	-	-	-	-		Clip	Clips		2
27	1254562-0	1	-	-	-	-		Cover moulding	Täcklist		2
28	1254559-6	1	-	-	-	-		Trim moulding, l.h. bright	Prydnadslist, v blank		2
	1247020-9	1	-	-	-	-		Trim moulding, l.h. black	Prydnadslist, v svart		2
	1254560-4	1	-	-	-	-		Trim moulding, r.h. bright	Prydnadslist, h blank		2
	1247021-7	1	-	-	-	-		Trim moulding, r.h. black	Prydnadslist, h svart		2
29	1254561-2	2	-	-	-	-		Junction bright	Skarvbleck blank		2
	1247023-3	2	-	-	-	-		Junction black	Skarvbleck svart		2
	270147-2	1	-	-	-	-		Clip kit	Clipssats	3)	2
	270148-0	1	-	-	-	-		Clip kit	Clipssats	4)	2

1) Clips included. / Inklusive clips.
2) Spare part version. / Reservdelsutförande.
3) For windscreen without blue tinted top strip. / För vindruta utan blåtonat band.
4) For windscreen with blue tinted top strip. / För vindruta med blåtonat band.

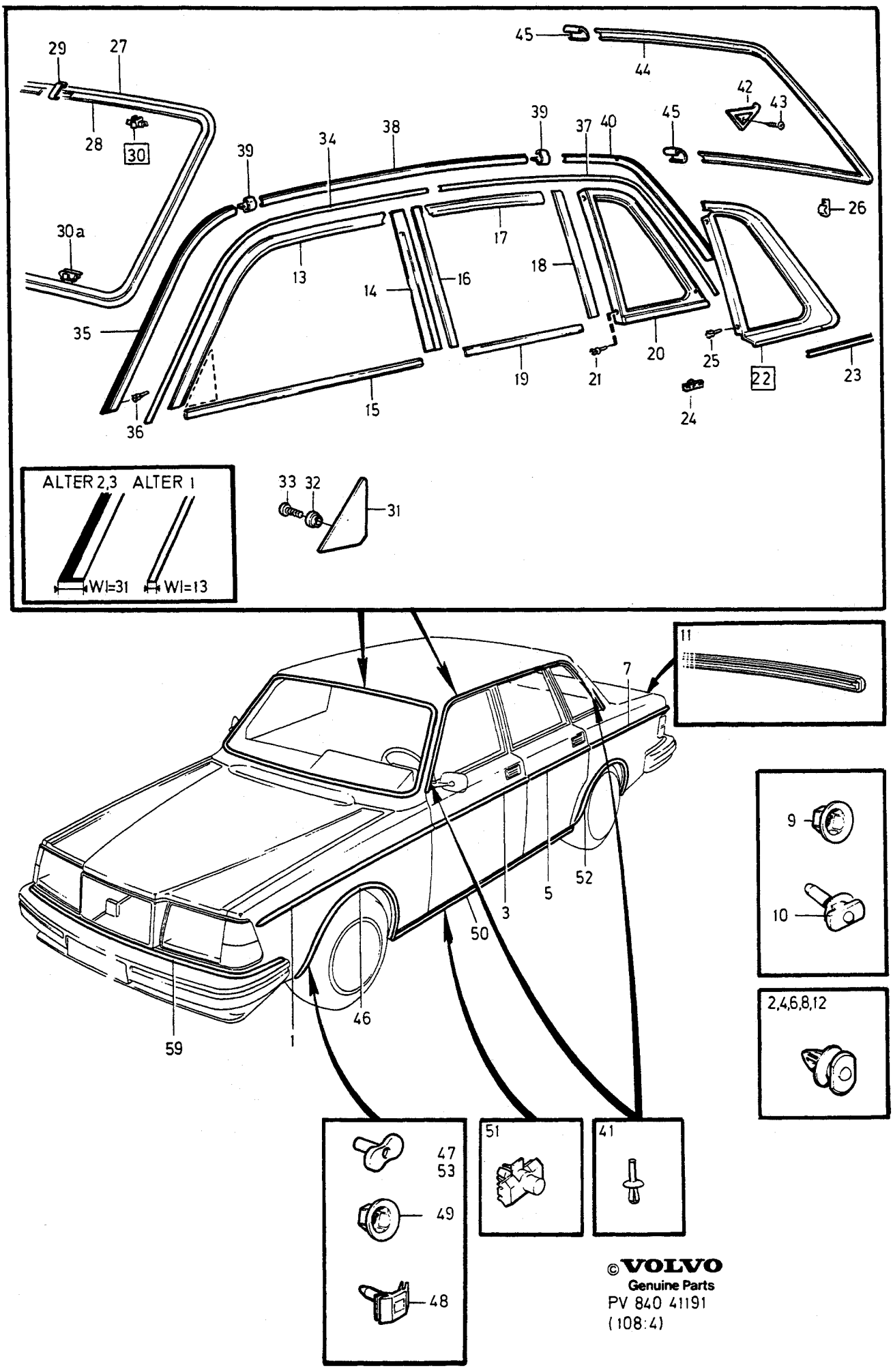

©VOLVO
Genuine Parts
PV 840 41191
(108:4)

A B C D E

TRIM MOULDINGS — PRYDNADSLISTER

Group / Grupp: 84

Page / Sida: 985

4DRS -1985.

Fig	Part No. / Artikel nr	Quantity / Antal A	B	C	D	E	PS	Description	Benämning	Notes / Anmärkning	SR
30		6	-	-	-	-	KN	•Clip	•Clips		
	1254848-3	1	-	-	-	-	IK	••Clip white upper part	••Clips vit överdel		2
30a		18	-	-	-	-	KN	•Clip	•Clips		
31	1213663-6	1	-	-	-	-		Trim plate, l.h.	Prydnadsplåt, v	5)	3
	1213665-1	1	-	-	-	-		Trim plate, l.h.	Prydnadsplåt, v	6)	3
	1255000-0	1	-	-	-	-		Trim plate, r.h.	Prydnadsplåt, h	5)	3
	1213666-9	1	-	-	-	-		Trim plate, r.h.	Prydnadsplåt, h	6)	3
32	1213332-8	2	-	-	-	-		Washer	Bricka		2
33	956312-3	2	-	-	-	-		Screw	Skruv		2
34	688472-0	1	-	-	-	-		Trim moulding, l.h. bright	Prydnadslist, v blank	ALTER 1.	2
	688473-8	1	-	-	-	-		Trim moulding, r.h. bright	Prydnadslist, h blank	ALTER 1.	2
35	1255790-6	1	-	-	-	-		Trim moulding, l.h. black / bright	Prydnadslist, v svart / blank	ALTER 2.	2
	1247138-9	1	-	-	-	-		Trim moulding, l.h. black	Prydnadslist, v svart	ALTER 3.	2
	1255791-4	1	-	-	-	-		Trim moulding, r.h. black / bright	Prydnadslist, h svart / blank	ALTER 2.	2
	1247139-7	1	-	-	-	-		Trim moulding, r.h. black	Prydnadslist, h svart	ALTER 3.	2
36	1312092-8	2	-	-	-	-		Clip	Clips		2
37	1202990-6	1	-	-	-	-		Trim moulding, l.h. bright	Prydnadslist, v blank	ALTER 1.	2
	1202991-4	1	-	-	-	-		Trim moulding, r.h. bright	Prydnadslist, h blank	ALTER 1.	2
38	1255796-3	2	-	-	-	-		Trim moulding black / bright	Prydnadslist svart / blank	ALTER 2.	2
	1247144-7	2	-	-	-	-		Trim moulding black	Prydnadslist svart	ALTER 3.	2
39	1312083-7	4	-	-	-	-		Junction black / bright	Skarvstycke svart / blank	ALTER 2.	2
	1312084-5	4	-	-	-	-		Junction black	Skarvstycke svart	ALTER 3.	2
40	1247150-4	1	-	-	-	-		Trim moulding, l.h. black	Prydnadslist, v svart	ALTER 3.	2
	1247151-2	1	-	-	-	-		Trim moulding, r.h. black	Prydnadslist, h svart	ALTER 3.	2
		-	-	-	-	-		Trim moulding	Prydnadslist	ALTER 2, SEE FIG 22	
41	1312092-8	X	-	-	-	-		Clip	Clips		2
42	*(1254965)*	1	-	-	-	-	SP	Roof joint moulding, l.h.	Takskarvlist, v	REPL 1 PCS 1312884-8, 1 PCS 1312885-5	2
	(1254966)	1	-	-	-	-	SP	Roof joint moulding, r.h.	Takskarvlist, h	REPL 1 PCS 1312884-8, 1 PCS 1312885-5	2
43	946305-0	2	-	-	-	-		Screw	Skruv		2
44	675867-6	1	-	-	-	-		Trim moulding, l.h. bright	Prydnadslist, v blank		3
	1247031-6	1	-	-	-	-		Trim moulding, l.h. black	Prydnadslist, v svart		2
	675868-4	1	-	-	-	-		Trim moulding, r.h. bright	Prydnadslist, h blank		3
	1247032-4	1	-	-	-	-		Trim moulding, r.h. black	Prydnadslist, h svart		2
45	675869-2	2	-	-	-	-		Junction bright	Skarvbleck blank		2
	1247033-2	2	-	-	-	-		Junction black	Skarvbleck svart		2
46	1201839-6	1	-	-	-	-		Trim moulding, l.h.	Prydnadslist, v		2
	1201840-4	1	-	-	-	-		Trim moulding, r.h.	Prydnadslist, h		2
47	1247708-9	16	-	-	-	-		Anchorage	Fäste		2
48	1246598-5	2	-	-	-	-		Retaining clip	Hållare		2
49	1246599-3	2	-	-	-	-		Spring nut	Fjädermutter	2)	2
50	1255891-2	2	-	-	-	-		Dirt deflector moulding	Smutsavvisarlist		2
51	1304520-8	26	-	-	-	-		Clip	Clips		2
52	1201841-2	1	-	-	-	-		Trim moulding, l.h.	Prydnadslist, v		2
	1201842-0	1	-	-	-	-		Trim moulding, r.h.	Prydnadslist, h		2
53	1247708-9	16	-	-	-	-		Anchorage	Fäste		2
54		-	-	-	-	-		Cover moulding Bumper, front	Täcklist Stötfångare, främre	SEE 86•1137	
		-	-	-	-	-		Cover moulding Bumper, rear	Täcklist Stötfångare, bakre	SEE 86•1139	
☆	271261-0	1	-	-	-	-		Gravel shot protection	Stenskottskyddssats	SEE 84•987	3

5) For installation of driving mirror. / Avsedd för montering av backspegel.
6) Not for installation of driving mirror. / Ej avsedd för montering av backspegel.
2) Spare part version. / Reservdelsutförande.

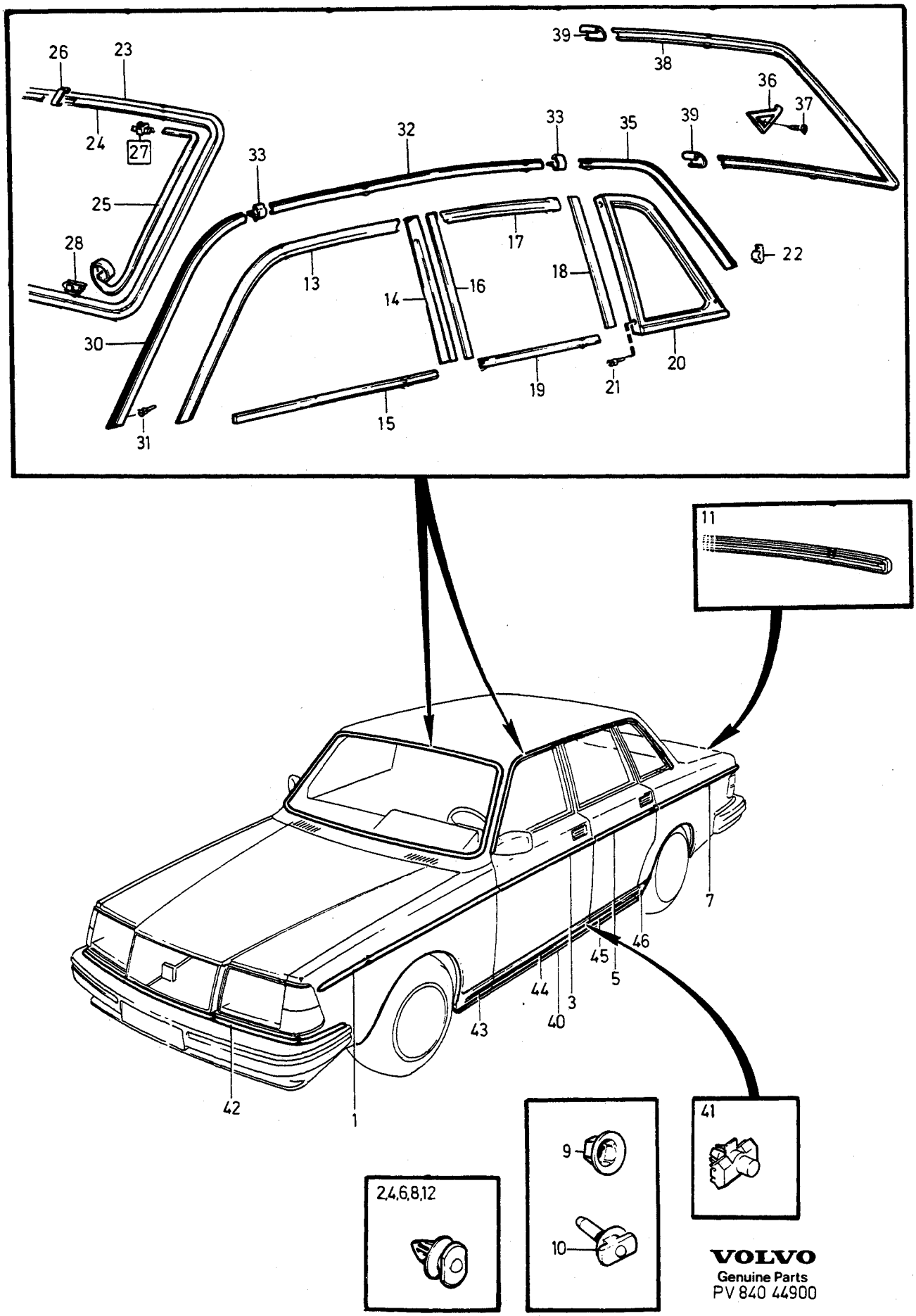

VOLVO
Genuine Parts
PV 840 44900

A B C D E

TRIM MOULDINGS — PRYDNADSLISTER

Group Grupp 84

Page Sida 987

4 DRS 1986-

Fig	Part No. Artikel nr	Quantity /Antal A	B	C	D	E	PS	Description	Benämning	Notes Anmärkning	SR
1	1246627-2	1	-	-	-	-		Trim moulding, l.h. bright	Prydnadslist, v blank	1)	2
	1247163-7	1	-	-	-	-		Trim moulding, l.h. black	Prydnadslist, v svart	1)	2
	1246628-0	1	-	-	-	-		Trim moulding, r.h. bright	Prydnadslist, h blank	1)	2
	1247164-5	1	-	-	-	-		Trim moulding, r.h. black	Prydnadslist, h svart	1)	2
2	1372059-4	14	-	-	-	-		Clip	Clips	2)	2
3	1246629-8	1	-	-	-	-		Trim moulding, l.h. bright	Prydnadslist, v blank	1)	2
	1304569-5	1	-	-	-	-		Trim moulding, l.h. black	Prydnadslist, v svart	1)	2
	1246630-6	1	-	-	-	-		Trim moulding, r.h. bright	Prydnadslist, h blank	1)	2
	1304570-3	1	-	-	-	-		Trim moulding, r.h. black	Prydnadslist, h svart	1)	2
4	1372059-4	10	-	-	-	-		Clip	Clips	2)	2
5	1246631-4	1	-	-	-	-		Trim moulding, l.h. bright	Prydnadslist, v blank	1)	2
	1304573-7	1	-	-	-	-		Trim moulding, l.h. black	Prydnadslist, v svart	1)	2
	1246632-2	1	-	-	-	-		Trim moulding, r.h. bright	Prydnadslist, h blank	1)	2
	1304574-5	1	-	-	-	-		Trim moulding, r.h. black	Prydnadslist, h svart	1)	2
6	1372059-4	10	-	-	-	-		Clip	Clips	2)	2
7	1312408-6	1	-	-	-	-		Trim moulding, l.h. bright	Prydnadslist, v blank	1)	2
	1312402-9	1	-	-	-	-		Trim moulding, l.h. black	Prydnadslist, v svart	1)	2
	1312409-4	1	-	-	-	-		Trim moulding, r.h. bright	Prydnadslist, h blank	1)	2
	1312403-7	1	-	-	-	-		Trim moulding, r.h. black	Prydnadslist, h svart	1)	2
8	1372059-4	16	-	-	-	-		Clip	Clips	2)	2
9	1246599-3	2	-	-	-	-		Spring nut	Fjädermutter		2
10	1312254-4	2	-	-	-	-		Clip	Clips	2)	2
11	1246647-0	1	-	-	-	-		Trim moulding bright	Prydnadslist blank	1)	2
	1255948-0	1	-	-	-	-		Trim moulding black	Prydnadslist svart	1)	2
12	1372059-4	X	-	-	-	-		Clip	Clips	2)	2
13	1246705-6	1	-	-	-	-		Trim moulding, l.h.	Prydnadslist, v		2
	1246706-4	1	-	-	-	-		Trim moulding, r.h.	Prydnadslist, h		2
14	1246707-2	1	-	-	-	-		Trim moulding, l.h.	Prydnadslist, v		2
	1246708-0	1	-	-	-	-		Trim moulding, r.h.	Prydnadslist, h		2
15		-	-	-	-	-		Strip	List	SEE 83•939	
16	1246754-4	1	-	-	-	-		Trim moulding, l.h.	Prydnadslist, v		2
	1246755-1	1	-	-	-	-		Trim moulding, r.h.	Prydnadslist, h		2
17	1246709-8	1	-	-	-	-		Trim moulding, l.h.	Prydnadslist, v		2
	1246751-0	1	-	-	-	-		Trim moulding, r.h.	Prydnadslist, h		2
18	1246752-8	1	-	-	-	-		Trim moulding, l.h.	Prydnadslist, v		2
	1246753-6	1	-	-	-	-		Trim moulding, r.h.	Prydnadslist, h		2
19		-	-	-	-	-		Strip	List	SEE 83•945	
20	1312223-9	1	-	-	-	-		Trim moulding, l.h.	Prydnadslist, v		2
	1312224-7	1	-	-	-	-		Trim moulding, r.h.	Prydnadslist, h		2
21	1312092-8	6	-	-	-	-		Clip	Clips		2
22	1312093-6	2	-	-	-	-		Clip	Clips		2
23	1312597-6	1	-	-	-	-		Cover moulding	Täcklist		2
24	1372077-6	1	-	-	-	-		Trim moulding, l.h. bright	Prydnadslist, v blank		2
	1312718-8	1	-	-	-	-		Trim moulding, l.h. black	Prydnadslist, v svart		2
	1372078-4	1	-	-	-	-		Trim moulding, r.h. bright	Prydnadslist, h blank		2
	1312719-6	1	-	-	-	-		Trim moulding, r.h. black	Prydnadslist, h svart		2
25	1372051-1	X	-	-	-	-		Seal	Tätning		2
26	1312599-2	2	-	-	-	-		Junction bright	Skarvbleck blank		
	1312720-4	2	-	-	-	-		Junction black	Skarvbleck svart		2
	270148-0	1	-	-	-	-		Clip kit	Clipssats		2
27		8	-	-	-	-	KN	•Clip	•Clips		
	1254848-3	1	-	-	-	-	IK	••Clip white upper part	••Clips vit överdel		2
28		16	-	-	-	-	KN	•Clip	•Clips		
30	1312477-1	1	-	-	-	-		Trim moulding, l.h. black / bright	Prydnadslist, v svart / blank	ALTER 1.	2
	1312478-9	1	-	-	-	-		Trim moulding, r.h. black / bright	Prydnadslist, h svart / blank	ALTER 1.	2
	1312721-2	1	-	-	-	-		Trim moulding, l.h. black	Prydnadslist, v svart	ALTER 2.	2
	1312722-0	1	-	-	-	-		Trim moulding, r.h. black	Prydnadslist, h svart	ALTER 2.	2

1) Clips included. / Inklusive clips.
2) Spare part version. / Reservdelsutförande.

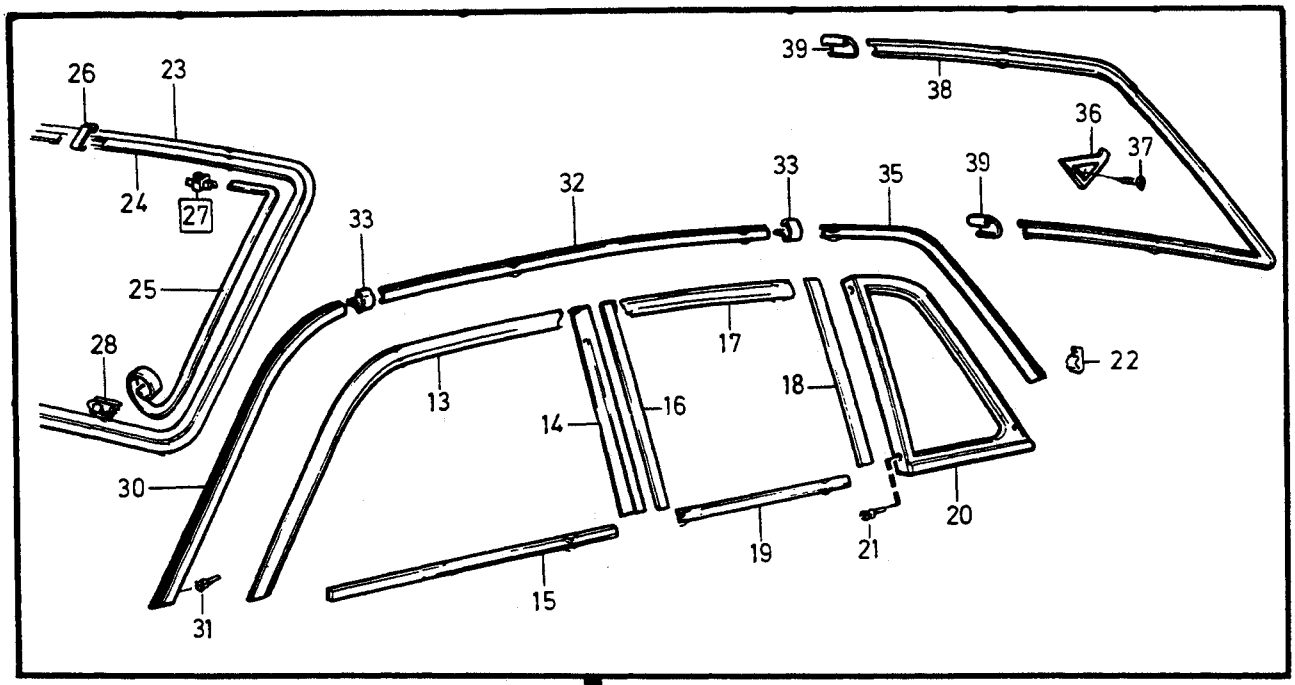

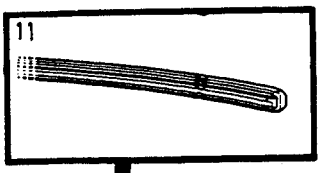

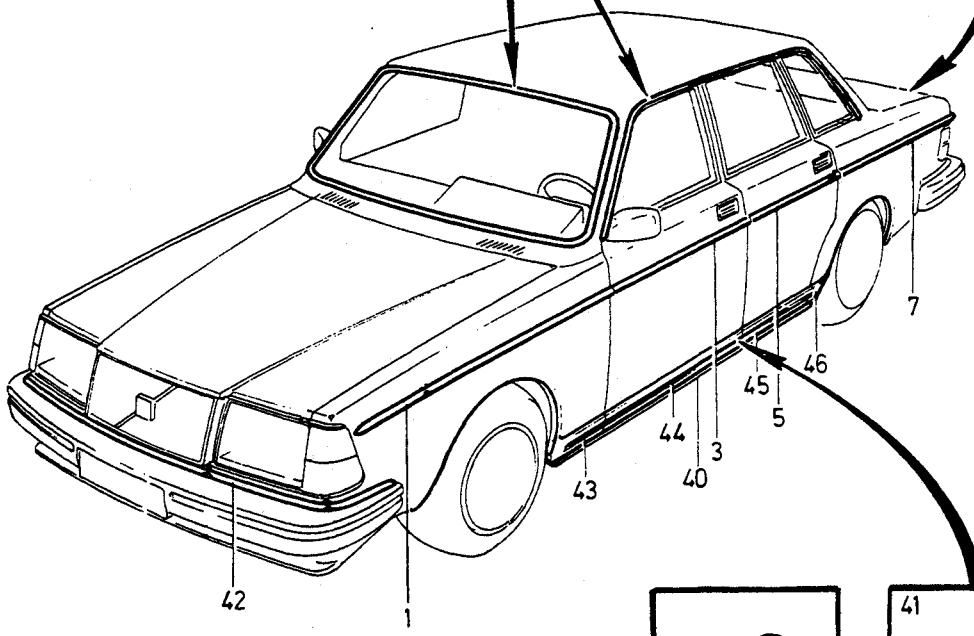

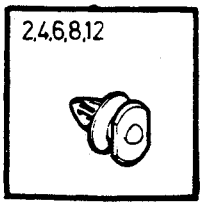

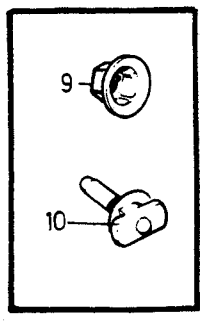

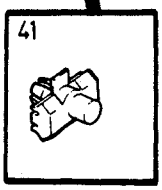

VOLVO
Genuine Parts
PV 840 44900

A
B
C
D
E

TRIM MOULDINGS — PRYDNADSLISTER

Group / Grupp 84

Page / Sida 989

4DRS 1986-

Fig	Part No. Artikel nr	Quantity /Antal A	B	C	D	E	PS	Description	Benämning	Notes Anmärkning	SR
31	1312092-8	2	-	-	-	-		Clip	Clips		2
32	1312479-7	2	-	-	-	-		Trim moulding, centre black / bright	Prydnadslist, mellersta svart / blank	ALTER 1.	2
	1312723-8	2	-	-	-	-		Trim moulding, centre black	Prydnadslist, mellersta svart	ALTER 2.	2
33	1312484-7	4	-	-	-	-		Junction bright	Skarvstycke blank	ALTER 1.	2
	1312732-9	4	-	-	-	-		Junction black	Skarvstycke svart	ALTER 2.	2
35	1312480-5	1	-	-	-	-		Trim moulding, l.h. bright	Prydnadslist, v blank	ALTER 1.	2
	1312481-3	1	-	-	-	-		Trim moulding, r.h. bright	Prydnadslist, h blank	ALTER 1.	2
	1312724-6	1	-	-	-	-		Trim moulding, l.h. black	Prydnadslist, v svart	ALTER 2.	2
	1312725-3	1	-	-	-	-		Trim moulding, r.h. black	Prydnadslist, h svart	ALTER 2.	2
36	1312884-8	1	-	-	-	-		Roof joint moulding, l.h.	Takskarvlist, v		2
	1312885-5	1	-	-	-	-		Roof joint moulding, r.h.	Takskarvlist, h		2
37	946305-0	2	-	-	-	-		Screw	Skruv		2
38	1312581-0	1	-	-	-	-		Trim moulding, l.h. bright	Prydnadslist, v blank		3
	1312759-2	1	-	-	-	-		Trim moulding, l.h. black	Prydnadslist, v svart		3
	1312582-8	1	-	-	-	-		Trim moulding, r.h. bright	Prydnadslist, h blank		3
	1312760-0	1	-	-	-	-		Trim moulding, r.h. black	Prydnadslist, h svart		3
39	1312586-9	2	-	-	-	-		Junction bright	Skarvbleck blank		3
	1312763-4	2	-	-	-	-		Junction black	Skarvbleck svart		3
40	1255891-2	2	-	-	-	-		Dirt deflector moulding	Smutsavvisarlist		2
41	1304520-8	26	-	-	-	-		Clip	Clips		2
42		-	-	-	-	-		Cover moulding, Bumper, front	Täcklist, Stötfångare, främre	SEE 86-1137	
		-	-	-	-	-		Cover moulding, Bumper, rear	Täcklist, Stötfångare, bakre	SEE 86-1139	
☆	271261-0	1	-	-	-	-		Gravel shot protection	Stenskottskyddssats		3
43	1312775-8	1	-	-	-	-	IK	•Trim moulding, l.h. Front mudguard	•Prydnadslist, v Framskärm		2
	1312776-6	1	-	-	-	-	IK	•Trim moulding, r.h. Front mudguard	•Prydnadslist, h Framskärm		2
44	1312777-4	1	-	-	-	-	IK	•Trim moulding, l.h. Front door	•Prydnadslist, v Framdörr		2
	1312778-2	1	-	-	-	-	IK	•Trim moulding, r.h. Front door	•Prydnadslist, h Framdörr		2
45	1312779-0	1	-	-	-	-	IK	•Trim moulding, l.h. Rear door	•Prydnadslist, v Bakdörr		2
	1312780-8	1	-	-	-	-	IK	•Trim moulding, r.h. Rear door	•Prydnadslist, h Bakdörr		2
46	1312781-6	1	-	-	-	-	IK	•Trim moulding, l.h. Rear mudguard	•Prydnadslist, v Bakskärm		2
	1312782-4	1	-	-	-	-	IK	•Trim moulding, r.h. Rear mudguard	•Prydnadslist, h Bakskärm		2

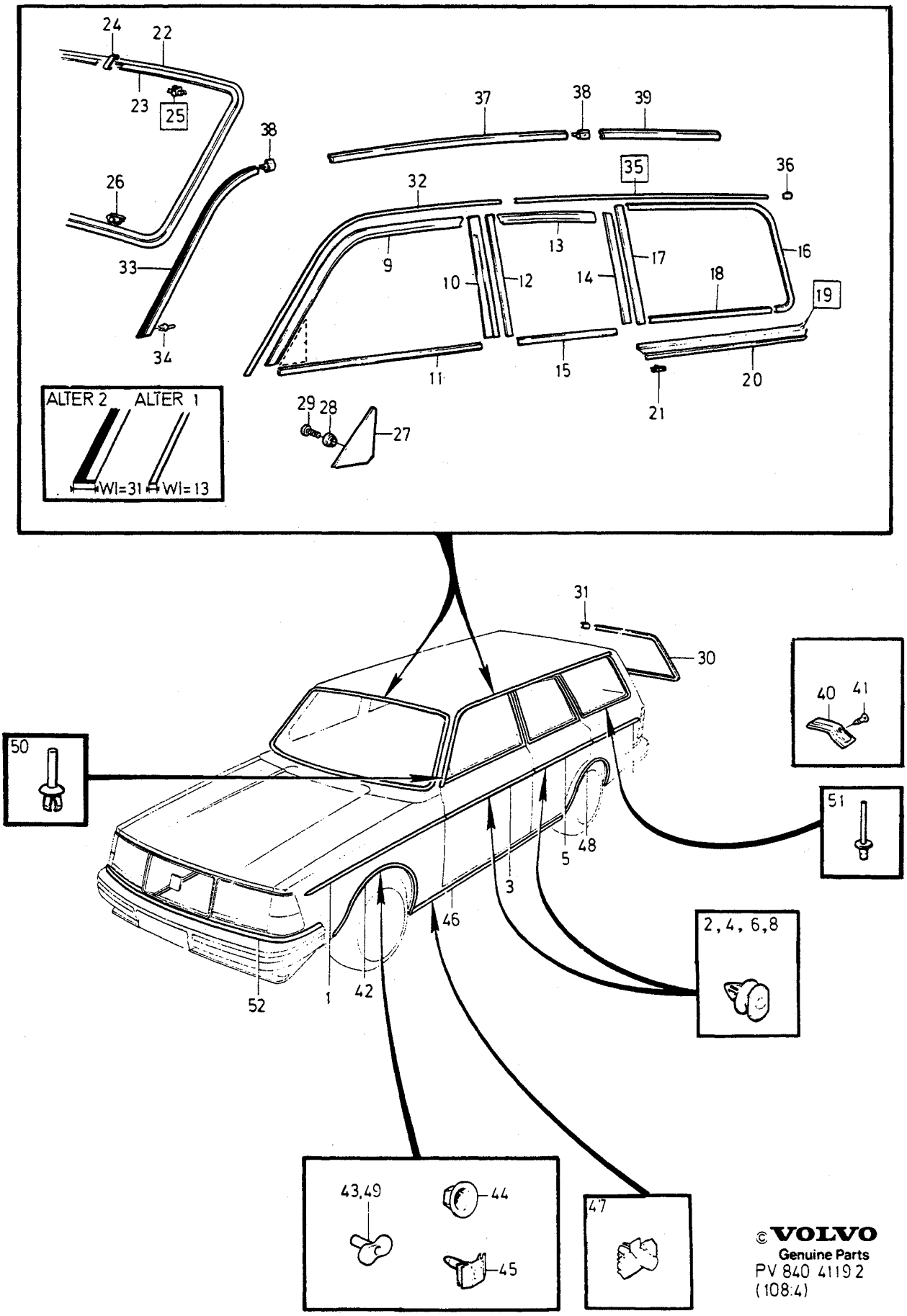

©VOLVO
Genuine Parts
PV 840 41192
(108:4)

A
B
C
D
E

TRIM MOULDINGS — PRYDNADSLISTER

Group / Grupp 84

Page / Sida 991

5DRS -1985.

Fig	Part No. / Artikel nr	Quantity /Antal A	B	C	D	E	PS	Description	Benämning	Notes / Anmärkning	SR
1	1246627-2	1	-	-	-	-		Trim moulding, l.h. bright	Prydnadslist, v blank	1)	2
	1247163-7	1	-	-	-	-		Trim moulding, l.h. black	Prydnadslist, v svart	1)	2
	1246628-0	1	-	-	-	-		Trim moulding, r.h. bright	Prydnadslist, h blank	1)	2
	1247164-5	1	-	-	-	-		Trim moulding, r.h. black	Prydnadslist, h svart	1)	2
2	1372059-4	X	-	-	-	-		Clip	Clips	2) (1247199)	2
3	1246629-8	1	-	-	-	-		Trim moulding, l.h. bright	Prydnadslist, v blank	1)	2
	1304569-5	1	-	-	-	-		Trim moulding, l.h. black	Prydnadslist, v svart	1)	2
	1246630-6	1	-	-	-	-		Trim moulding, r.h. bright	Prydnadslist, h blank	1)	2
	1304570-3	1	-	-	-	-		Trim moulding, r.h. black	Prydnadslist, h svart	1)	2
4	1372059-4	X	-	-	-	-		Clip	Clips	2) (1247199)	2
5	1246631-4	1	-	-	-	-		Trim moulding, l.h. bright	Prydnadslist, v blank	1)	2
	1304573-7	1	-	-	-	-		Trim moulding, l.h. black	Prydnadslist, v svart	1)	2
	1246632-2	1	-	-	-	-		Trim moulding, r.h. bright	Prydnadslist, h blank	1)	2
	1304574-5	1	-	-	-	-		Trim moulding, r.h. black	Prydnadslist, h svart	1)	2
6	1372059-4	X	-	-	-	-		Clip	Clips	2) (1247199)	2
7	1255959-7	1	-	-	-	-		Trim moulding, l.h. bright	Prydnadslist, v blank	1)	2
	1304585-1	1	-	-	-	-		Trim moulding, l.h. black	Prydnadslist, v svart	1)	2
	1255960-5	1	-	-	-	-		Trim moulding, r.h. bright	Prydnadslist, h blank	1)	2
	1304586-9	1	-	-	-	-		Trim moulding, r.h. black	Prydnadslist, h svart	1)	2
8	1372059-4	X	-	-	-	-		Clip	Clips	2) (1247199)	2
9	1246705-6	1	-	-	-	-		Trim moulding, l.h.	Prydnadslist, v		2
	1246706-4	1	-	-	-	-		Trim moulding, r.h.	Prydnadslist, h		2
10	1246707-2	1	-	-	-	-		Trim moulding, l.h.	Prydnadslist, v		2
	1246708-0	1	-	-	-	-		Trim moulding, r.h.	Prydnadslist, h		2
11		-	-	-	-	-		Strip	List	SEE **83**•939	
12	1246754-4	1	-	-	-	-		Trim moulding, l.h.	Prydnadslist, v		2
	1246755-1	1	-	-	-	-		Trim moulding, r.h.	Prydnadslist, h		2
13	1246709-8	1	-	-	-	-		Trim moulding, l.h.	Prydnadslist, v		2
	1246751-0	1	-	-	-	-		Trim moulding, r.h.	Prydnadslist, h		2
14	1246752-8	1	-	-	-	-		Trim moulding, l.h.	Prydnadslist, v		2
	1246753-6	1	-	-	-	-		Trim moulding, r.h.	Prydnadslist, h		2
15		-	-	-	-	-		Strip	List	SEE **83**•945	
16	1312025-8	1	-	-	-	-		Trim moulding, l.h.	Prydnadslist, v		3
	1312026-6	1	-	-	-	-		Trim moulding, r.h.	Prydnadslist, h		3
17	1255873-0	1	-	-	-	-		Trim moulding, l.h.	Prydnadslist, v		3
	1255874-8	1	-	-	-	-		Trim moulding, r.h.	Prydnadslist, h		3
18	1312029-0	1	-	-	-	-		Trim moulding, l.h.	Prydnadslist, v	ALTER 1	3
	1312030-8	1	-	-	-	-		Trim moulding, r.h.	Prydnadslist, h	ALTER 1	3
19	1255883-9	1	-	-	-	-		Trim moulding, l.h.	Prydnadslist, v	ALTER 2	2
	1255884-7	1	-	-	-	-		Trim moulding, r.h.	Prydnadslist, h	ALTER 2	2
20	1255887-0	1	-	-	-	-		•Trim moulding, l.h.	•Prydnadslist, v		2
	1255888-8	1	-	-	-	-		•Trim moulding, r.h.	•Prydnadslist, h		2
21	966804-7	6	-	-	-	-		Blind rivet	Blindnit		2
22	1254562-0	1	-	-	-	-		Cover moulding	Täcklist		2
23	1254559-6	1	-	-	-	-		Trim moulding, l.h. bright	Prydnadslist, v blank		2
	1247020-9	1	-	-	-	-		Trim moulding, l.h. black	Prydnadslist, v svart		2
	1254560-4	1	-	-	-	-		Trim moulding, r.h. bright	Prydnadslist, h blank		2
	1247021-7	1	-	-	-	-		Trim moulding, r.h. black	Prydnadslist, h svart		2
24	1254561-2	2	-	-	-	-		Junction bright	Skarvbleck blank		2
	1247023-3	2	-	-	-	-		Junction black	Skarvbleck svart		2
	270147-2	1	-	-	-	-		Clip kit	Clipssats	3)	2
	270148-0	1	-	-	-	-		Clip kit	Clipssats	4)	2
25		6	-	-	-	-	KN	•Clip	•Clips		
	1254848-3	1	-	-	-	-	IK	••Clip white upper part	••Clips vit överdel		2
26		18	-	-	-	-	KN	•Clip	•Clips		

1) Clips included. / Inklusive clips.
2) Spare part version. / Reservdelsutförande.
3) For windscreen without blue tinted top strip. / För vindruta utan blåtonat band.
4) For windscreen with blue tinted top strip. / För vindruta med blåtonat band.

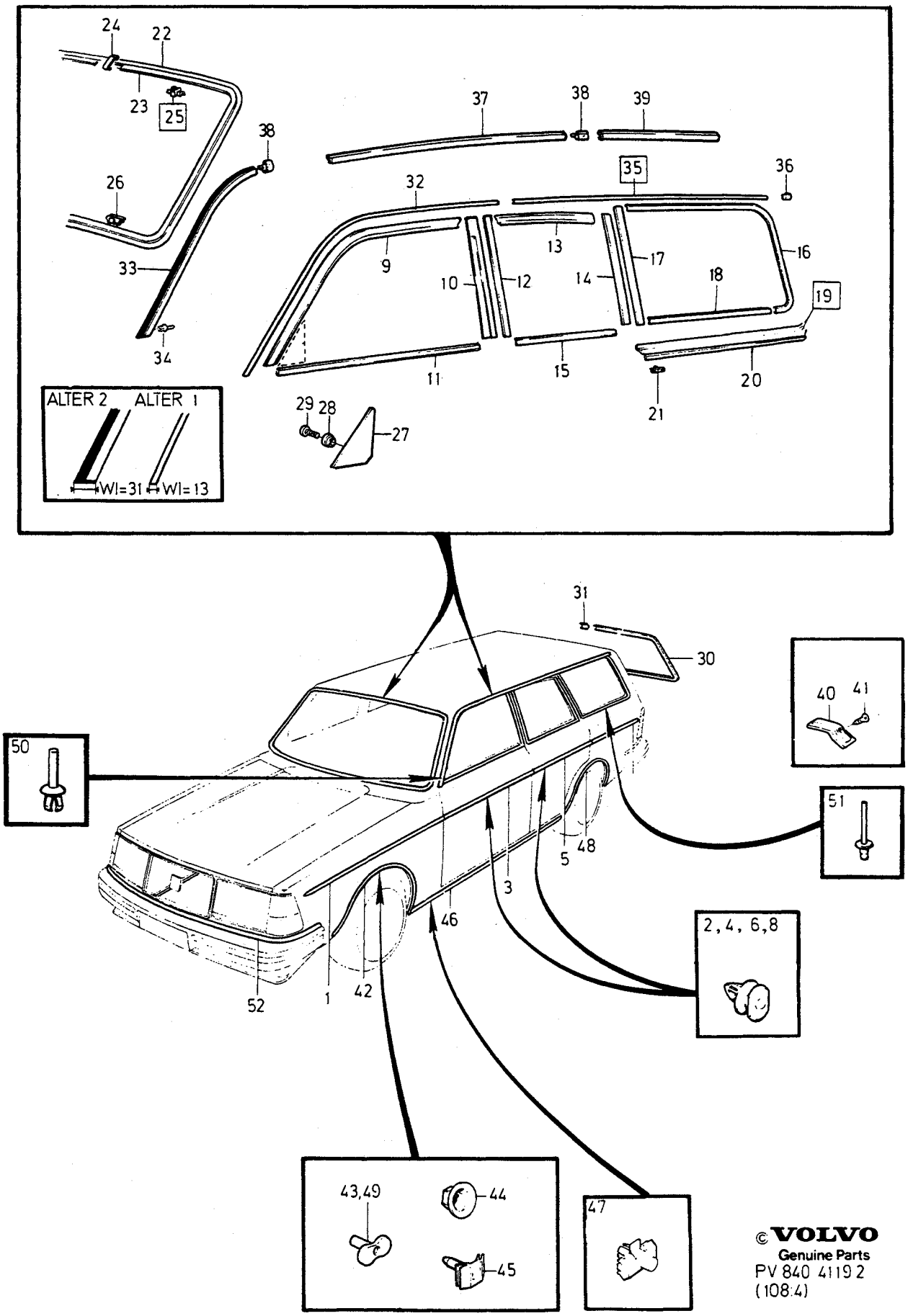

©VOLVO
Genuine Parts
PV 840 4119 2
(108:4)

A
B
C
D
E

TRIM MOULDINGS — PRYDNADSLISTER

Group / Grupp 84

Page / Sida 993

5DRS -1985.

Fig	Part No. Artikel nr	Quantity /Antal A	B	C	D	E	PS	Description	Benämning	Notes Anmärkning	SR
27	1213663-6	1	-	-	-	-		Trim plate, l.h.	Prydnadsplåt, v	5)	3
	1213665-1	1	-	-	-	-		Trim plate, l.h.	Prydnadsplåt, v	6)	3
	1255000-0	1	-	-	-	-		Trim plate, r.h.	Prydnadsplåt, h	5)	3
	1213666-9	1	-	-	-	-		Trim plate, r.h.	Prydnadsplåt, h	6)	3
28	1213332-8	2	-	-	-	-		Washer	Bricka		2
29	956312-3	2	-	-	-	-		Screw	Skruv		2
30	677020-0	1	-	-	-	-		Trim moulding, l.h. bright	Prydnadslist, v blank		3
	1304226-2	1	-	-	-	-		Trim moulding, l.h. black	Prydnadslist, v svart		2
	677021-8	1	-	-	-	-		Trim moulding, r.h. bright	Prydnadslist, h blank		3
	1304227-0	1	-	-	-	-		Trim moulding, r.h. black	Prydnadslist, h svart		2
31	660151-2	2	-	-	-	-		Junction bright	Skarvbleck blank		2
	1304230-4	2	-	-	-	-		Junction black	Skarvbleck svart		2
32	1213150-4	1	-	-	-	-		Trim moulding, l.h. bright	Prydnadslist, v blank	ALTER 1.	2
	1213151-2	1	-	-	-	-		Trim moulding, r.h. bright	Prydnadslist, h blank	ALTER 1.	2
33	1247138-9	1	-	-	-	-		Trim moulding, l.h. black	Prydnadslist, v svart	ALTER 2	2
	1247139-7	1	-	-	-	-		Trim moulding, r.h. black	Prydnadslist, h svart	ALTER 2	2
34	1312092-8	2	-	-	-	-		Clip	Clips		2
35	1203966-5	2	-	-	-	-		Trim moulding bright	Prydnadslist blank	ALTER 1.	2
36	1203965-7	1	-	-	-	-		•Clip	•Clips		2
37	1312209-8	1	-	-	-	-		Trim moulding, l.h. black	Prydnadslist, v svart	ALTER 2	2
	1312210-6	1	-	-	-	-		Trim moulding, r.h. black	Prydnadslist, h svart	ALTER 2	2
38	1312084-5	4	-	-	-	-		Junction black	Skarvstycke svart	ALTER 2	2
39	1312213-0	1	-	-	-	-		Trim moulding, l.h. black	Prydnadslist, v svart	ALTER 2	2
	1312214-8	1	-	-	-	-		Trim moulding, r.h. black	Prydnadslist, h svart	ALTER 2	2
40	1254319-5	1	-	-	-	-		Roof joint moulding, l.h.	Takskarvlist, v		2
	1254320-3	1	-	-	-	-		Roof joint moulding, r.h.	Takskarvlist, h		2
41	946305-0	2	-	-	-	-		Screw	Skruv		2
42	1201839-6	1	-	-	-	-		Trim moulding, l.h.	Prydnadslist, v		2
	1201840-4	1	-	-	-	-		Trim moulding, r.h.	Prydnadslist, h		2
43	1247708-9	16	-	-	-	-		Anchorage	Fäste		2
44	1246599-3	2	-	-	-	-		Spring nut	Fjädermutter		2
45	1246598-5	2	-	-	-	-		Retaining clip	Hållare		2
46	1255891-2	2	-	-	-	-		Dirt deflector moulding	Smutsavvisarlist		2
47	1304520-8	26	-	-	-	-		Clip	Clips		2
48	1201841-2	1	-	-	-	-		Trim moulding, l.h.	Prydnadslist, v		2
	1201842-0	1	-	-	-	-		Trim moulding, r.h.	Prydnadslist, h		2
49	1247708-9	16	-	-	-	-		Anchorage	Fäste		2
50	1312092-8	2	-	-	-	-		Clip	Clips	ALTER	2
51	966804-7	6	-	-	-	-		Blind rivet	Blindnit	ALTER	2
52		-	-	-	-	-		Cover moulding Bumper, front	Täcklist Stötfångare, främre	SEE 86•1137	
		-	-	-	-	-		Cover moulding Bumper, rear	Täcklist Stötfångare, bakre	SEE 86•1139	

5) For installation of driving mirror. / Avsedd för montering av backspegel.
6) Not for installation of driving mirror. / Ej avsedd för montering av backspegel.

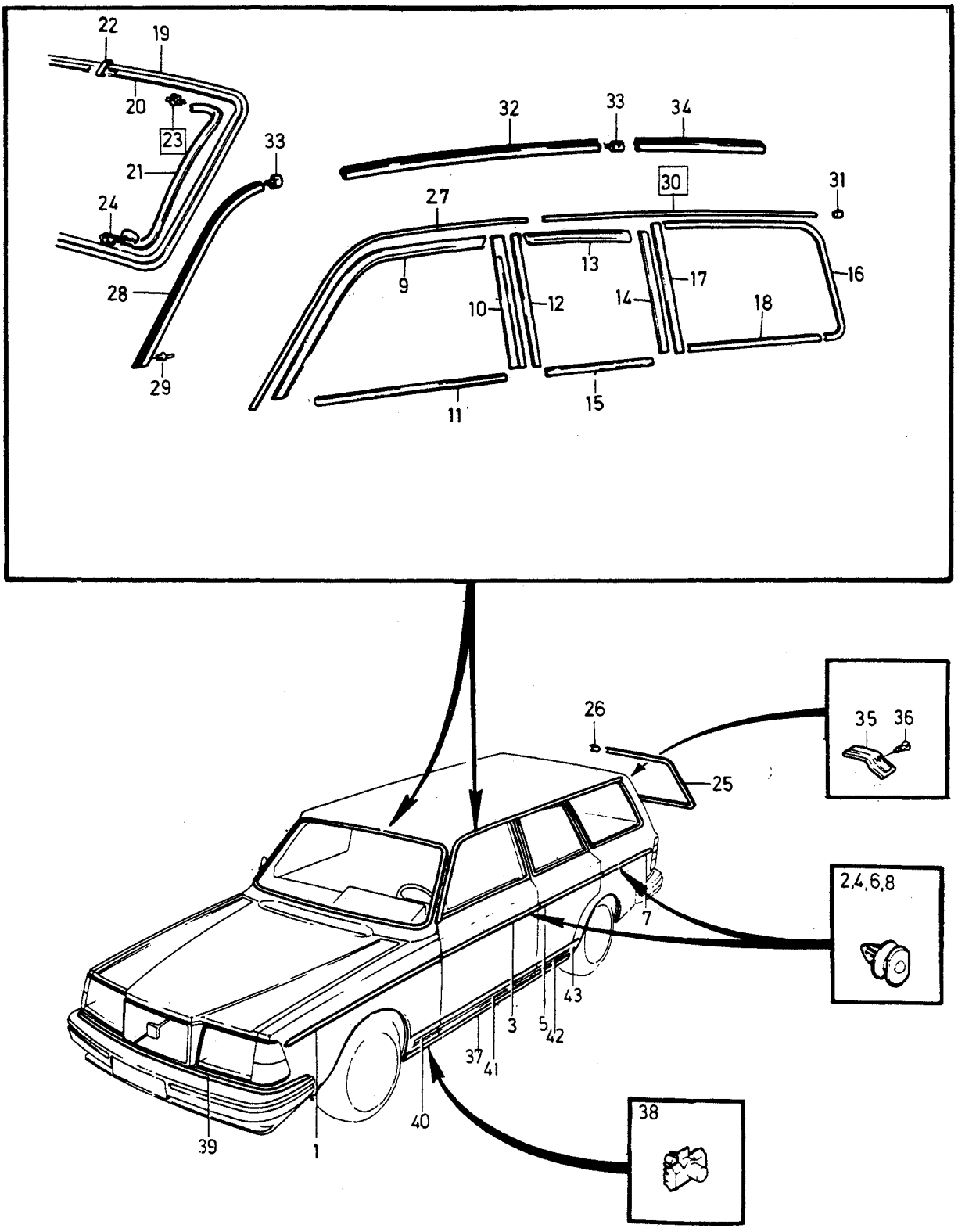

©VOLVO
Genuine Parts

A
B
C
D
E

TRIM MOULDINGS — PRYDNADSLISTER

Group / Grupp 84

Page / Sida 995

5DRS 1986-

Fig	Part No. / Artikel nr	Quantity /Antal A	B	C	D	E	PS	Description	Benämning	Notes / Anmärkning	SR
1	1246627-2	1	-	-	-	-		Trim moulding, l.h. bright	Prydnadslist, v blank	1)	2
	1247163-7	1	-	-	-	-		Trim moulding, l.h. black	Prydnadslist, v svart	1)	2
	1246628-0	1	-	-	-	-		Trim moulding, r.h. bright	Prydnadslist, h blank	1)	2
	1247164-5	1	-	-	-	-		Trim moulding, r.h. black	Prydnadslist, h svart	1)	2
2	1372059-4	X	-	-	-	-		*Clip*	Clips	2)	2
3	1246629-8	1	-	-	-	-		Trim moulding, l.h. bright	Prydnadslist, v blank	1)	2
	1304569-5	1	-	-	-	-		Trim moulding, l.h. black	Prydnadslist, v svart	1)	2
	1246630-6	1	-	-	-	-		Trim moulding, r.h. bright	Prydnadslist, h blank	1)	2
	1304570-3	1	-	-	-	-		Trim moulding, r.h. black	Prydnadslist, h svart	1)	2
4	1372059-4	X	-	-	-	-		Clip	Clips	2)	2
5	1246631-4	1	-	-	-	-		Trim moulding, l.h. bright	Prydnadslist, v blank	1)	2
	1304573-7	1	-	-	-	-		Trim moulding, l.h. black	Prydnadslist, v svart	1)	2
	1246632-2	1	-	-	-	-		Trim moulding, r.h. bright	Prydnadslist, h blank	1)	2
	1304574-5	1	-	-	-	-		Trim moulding, r.h. black	Prydnadslist, h svart	1)	2
6	1372059-4	X	-	-	-	-		Clip	Clips	2)	2
7	1255959-7	1	-	-	-	-		Trim moulding, l.h. bright	Prydnadslist, v blank	1)	2
	1304585-1	1	-	-	-	-		Trim moulding, l.h. black	Prydnadslist, v svart	1)	2
	1255960-5	1	-	-	-	-		Trim moulding, r.h. bright	Prydnadslist, h blank	1)	2
	1304586-9	1	-	-	-	-		Trim moulding, r.h. black	Prydnadslist, h svart	1)	2
8	1372059-4	X	-	-	-	-		Clip	Clips	2)	2
9	1246705-6	1	-	-	-	-		Trim moulding, l.h.	Prydnadslist, v		2
	1246706-4	1	-	-	-	-		Trim moulding, r.h.	Prydnadslist, h		2
10	1246707-2	1	-	-	-	-		Trim moulding, l.h.	Prydnadslist, v		2
	1246708-0	1	-	-	-	-		Trim moulding, r.h.	Prydnadslist, h		2
11		-	-	-	-	-		Strip	List	SEE **83**-939	
12	1246754-4	1	-	-	-	-		Trim moulding, l.h.	Prydnadslist, v		2
	1246755-1	1	-	-	-	-		Trim moulding, r.h.	Prydnadslist, h		2
13	1246709-8	1	-	-	-	-		Trim moulding, l.h.	Prydnadslist, v		2
	1246751-0	1	-	-	-	-		Trim moulding, r.h.	Prydnadslist, h		2
14	1246752-8	1	-	-	-	-		Trim moulding, l.h.	Prydnadslist, v		2
	1246753-6	1	-	-	-	-		Trim moulding, r.h.	Prydnadslist, h		2
15		-	-	-	-	-		Strip	List	SEE **83**-945	
16	1312025-8	1	-	-	-	-		Trim moulding, l.h.	Prydnadslist, v		3
	1312026-6	1	-	-	-	-		Trim moulding, r.h.	Prydnadslist, h		3
17	1255873-0	1	-	-	-	-		Trim moulding, l.h.	Prydnadslist, v		3
	1255874-8	1	-	-	-	-		Trim moulding, r.h.	Prydnadslist, h		3
18	1312029-0	1	-	-	-	-		Trim moulding, l.h.	Prydnadslist, v		3
	1312030-8	1	-	-	-	-		Trim moulding, r.h.	Prydnadslist, h		3
19	1312597-6	1	-	-	-	-		Cover moulding	Täcklist		2
20	1372077-6	1	-	-	-	-		Trim moulding, l.h. bright	Prydnadslist, v blank		2
	1312718-8	1	-	-	-	-		Trim moulding, l.h. black	Prydnadslist, v svart		2
	1372078-4	1	-	-	-	-		Trim moulding, r.h. bright	Prydnadslist, h blank		2
	1312719-6	1	-	-	-	-		Trim moulding, r.h. black	Prydnadslist, h svart		2
21	1372051-1	X	-	-	-	-		Seal	Tätning		2
22	1312599-2	2	-	-	-	-		Junction bright	Skarvbleck blank		
	1312720-4	2	-	-	-	-		Junction black	Skarvbleck svart		2
	270148-0	1	-	-	-	-		Clip kit	Clipssats		2
23		8	-	-	-	-	KN	•Clip	•Clips		
	1254848-3	1	-	-	-	-	IK	••Clip white upper part	••Clips vit överdel		2
24		16	-	-	-	-	KN	•Clip	•Clips		
25	1312587-7	1	-	-	-	-		Trim moulding, l.h. bright	Prydnadslist, v blank		3
	1312761-8	1	-	-	-	-		Trim moulding, l.h. black	Prydnadslist, v svart		3
	1312588-5	1	-	-	-	-		Trim moulding, r.h. bright	Prydnadslist, h blank		3
	1312762-6	1	-	-	-	-		Trim moulding, r.h. black	Prydnadslist, h svart		3
26	1312586-9	2	-	-	-	-		Junction bright	Skarvbleck blank		3
	1312763-4	2	-	-	-	-		Junction black	Skarvbleck svart		3
27	1213150-4	1	-	-	-	-		Trim moulding, l.h. bright	Prydnadslist, v blank	ALTER 1.	2

1) Clips included. / Inklusive clips.
2) Spare part version. / Reservdelsutförande.

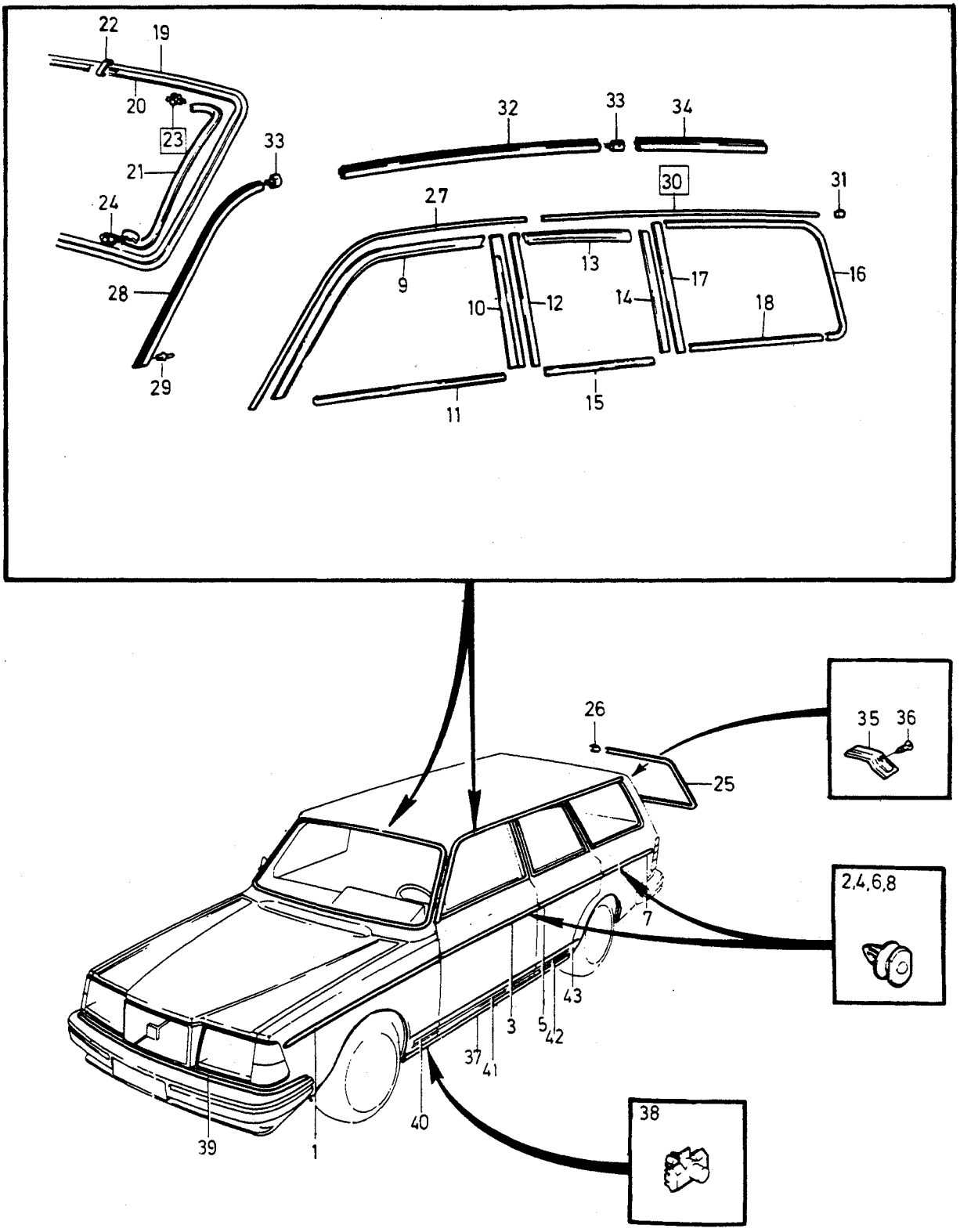

©VOLVO
Genuine Parts

A
B
C
D
E

TRIM MOULDINGS — PRYDNADSLISTER

Group / Grupp 84

Page / Sida 997

5DRS 1986-

Fig	Part No. / Artikel nr	Quantity /Antal A	B	C	D	E	PS	Description	Benämning	Notes / Anmärkning	SR
	1213151-2	1	-	-	-	-		Trim moulding, r.h. bright	Prydnadslist, h blank	ALTER 1.	2
28	1312721-2	1	-	-	-	-		Trim moulding, l.h. black	Prydnadslist, v svart	ALTER 2	2
	1312722-0	1	-	-	-	-		Trim moulding, r.h. black	Prydnadslist, h svart	ALTER 2	2
29	1312092-8	2	-	-	-	-		Clip	Clips		2
30	1203966-5	2	-	-	-	-		Trim moulding bright	Prydnadslist blank	ALTER 1.	2
31	1203965-7	1	-	-	-	-		•Clip	•Clips		2
32	1312728-7	1	-	-	-	-		Trim moulding, l.h. black	Prydnadslist, v svart	ALTER 2	2
	1312729-5	1	-	-	-	-		Trim moulding, r.h. black	Prydnadslist, h svart	ALTER 2	2
33	1312732-9	2	-	-	-	-		Junction black	Skarvstycke svart	ALTER 2	2
34	1312730-3	1	-	-	-	-		Trim moulding, l.h. black	Prydnadslist, v svart	ALTER 2	2
	1312731-1	1	-	-	-	-		Trim moulding, r.h. black	Prydnadslist, h svart	ALTER 2	2
35	1254319-5	1	-	-	-	-		Roof joint moulding, l.h.	Takskarvlist, v		2
	1254320-3	1	-	-	-	-		Roof joint moulding, r.h.	Takskarvlist, h		2
36	946305-0	2	-	-	-	-		Screw	Skruv		2
37	1255891-2	2	-	-	-	-		Dirt deflector moulding	Smutsavvisarlist		2
☆	271112-5	1	-	-	-	-		Clip kit	Clipssats	10 PCS	2
	271113-3	1	-	-	-	-		Clip kit	Clipssats	15 PCS	2
38	1304520-8	X	-	-	-	-		•Clip	•Clips		2
39		-	-	-	-	-		Cover moulding	Täcklist	SEE **86**•1137	
								Bumper, front	Stötfångare, främre		
		-	-	-	-	-		Cover moulding	Täcklist	SEE **86**•1139	
								Bumper, rear	Stötfångare, bakre		
40	1312775-8	1	-	-	-	-		Trim moulding, l.h.	Prydnadslist, v		2
				-				Front mudguard	Framskärm		
	1312776-6	1	-	-	-	-		Trim moulding, r.h.	Prydnadslist, h		2
								Front mudguard	Framskärm		
41	1312777-4	1	-	-	-	-		Trim moulding, l.h.	Prydnadslist, v		2
								Front door	Framdörr		
	1312778-2	1	-	-	-	-		Trim moulding, r.h.	Prydnadslist, h		2
								Front door	Framdörr		
42	1312779-0	1	-	-	-	-		Trim moulding, l.h.	Prydnadslist, v		2
								Rear door	Bakdörr		
	1312780-8	1	-	-	-	-		Trim moulding, r.h.	Prydnadslist, h		2
								Rear door	Bakdörr		
43	1312783-2	1	-	-	-	-		Trim moulding, l.h.	Prydnadslist, v		2
								Rear section	Bakstycke		
	1312784-0	1	-	-	-	-		Trim moulding, r.h.	Prydnadslist, h		2
								Rear section	Bakstycke		

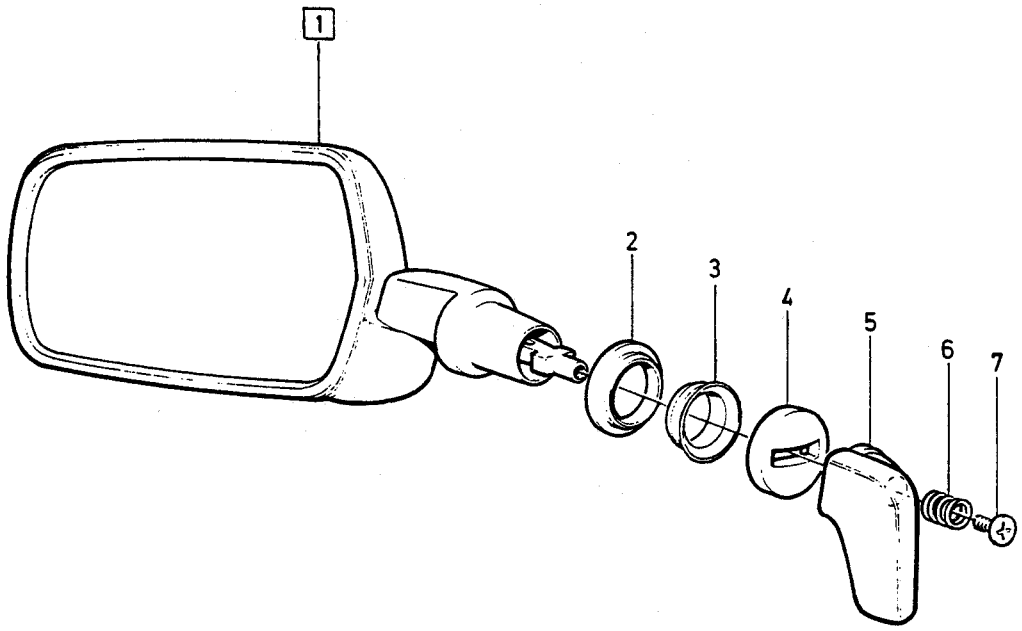

VOLVO PARTS
1 080 36022
(108:4)

A
B
C
D
E

DOOR MIRRORS, MANUAL — UTVÄNDIG BACKSPEGEL, MANUELL

Group / Grupp 84

Page / Sida 999

-1985

Fig	Part No. / Artikel nr	Quantity /Antal A	B	C	D	E	PS	Description	Benämning	Notes / Anmärkning	SR
1	1255680-9	1	-	-	-	-		Rear view mirror, l.h. convex glass	Backspegel, v konvext glas	L.H.D , EXC (J)	2
	1255682-5	1	-	-	-	-		Rear view mirror, l.h. convex glass	Backspegel, v konvext glas	L.H.D (J).	2
	1255690-8	1	-	-	-	-		Rear view mirror, l.h. flat glass	Backspegel, v plant glas	R.H.D (AUS)	2
	1255686-6	1	-	-	-	-		Rear view mirror, l.h. convex glass	Backspegel, v konvext glas	R.H.D, EXC (J)(AUS)	2
	1255688-2	1	-	-	-	-		Rear view mirror, l.h. convex glass	Backspegel, v konvext glas	R.H.D (J)	2
	1246363-4	1	-	-	-	-		Rear view mirror, l.h. wide angle	Backspegel, v vidvinkel	ALTER L.H.D, EXC (J)	2
	1255681-7	1	-	-	-	-		Rear view mirror, r.h. convex glass	Backspegel, h konvext glas	L.H.D, EXC (J)	2
	1255683-3	1	-	-	-	-		Rear view mirror, r.h. convex glass	Backspegel, h konvext glas	L.H.D (J).	2
	1255691-6	1	-	-	-	-		Rear view mirror, r.h. convex glass	Backspegel, h konvext glas	R.H.D (AUS).	2
	1255687-4	1	-	-	-	-		Rear view mirror, r.h. convex glass	Backspegel, h konvext glas	R.H.D, EXC (AUS)(J)	2
	1255689-0	1	-	-	-	-		Rear view mirror, r.h. convex glass	Backspegel, h konvext glas	R.H.D (J)	2
2	1304134-8	2	-	-	-	-		• Guide washer	• Styrbricka		3
3	1304960-6	2	-	-	-	-		• Sealing ring	• Tätningsring		3
4	1255706-2	2	-	-	-	-		• Washer	• Bricka		2
5	1255707-0	1	-	-	-	-		• Handle, l.h.	• Handtag, v		2
	1255708-8	1	-	-	-	-		• Handle, r.h.	• Handtag, h		2
6	1255725-2	2	-	-	-	-		• Spring	• Fjäder		3
7	1255727-8	2	-	-	-	-		• Screw	• Skruv		3

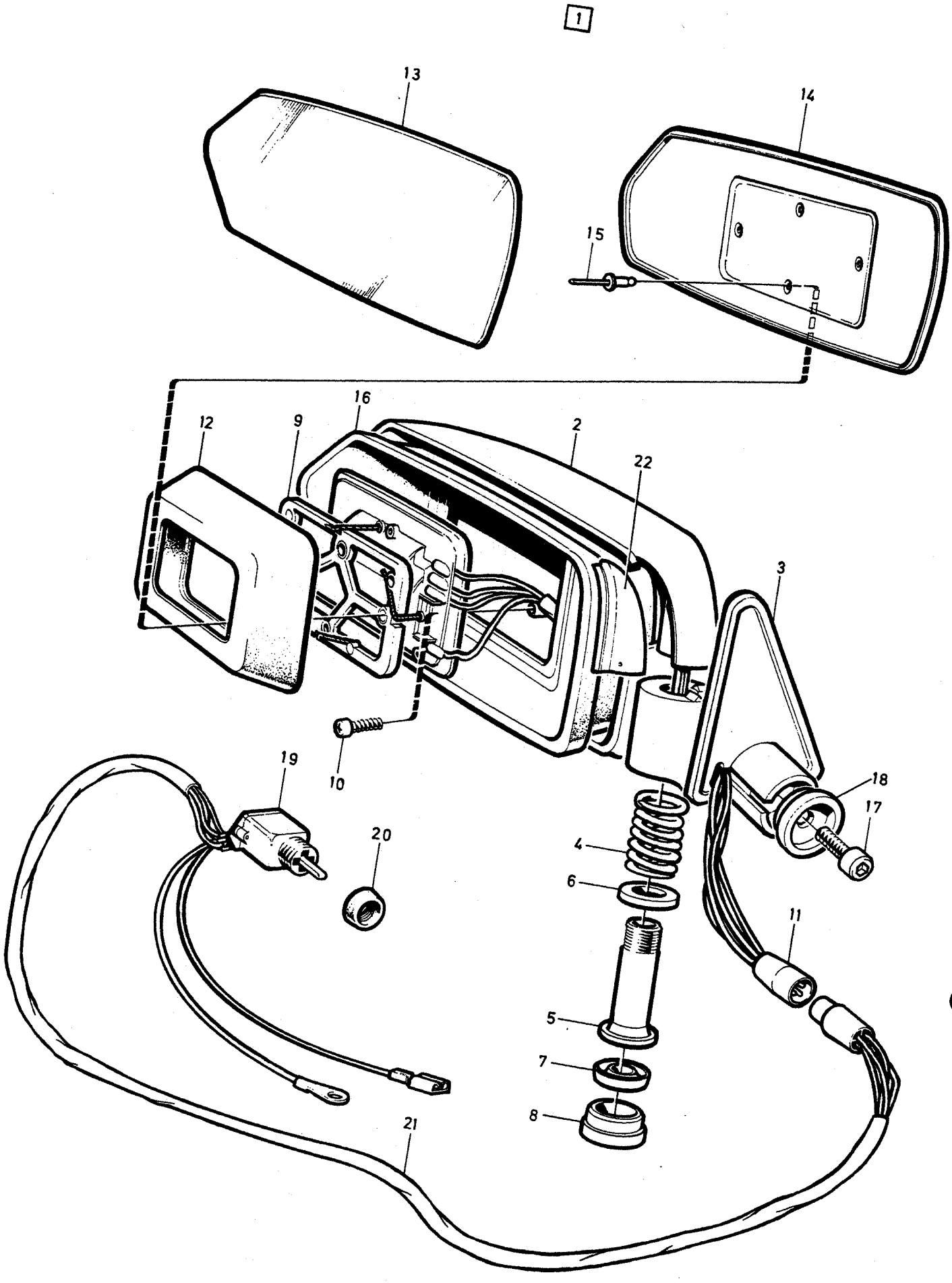

VOLVO PARTS
1 080 26471
(1084)

A
B
C
D
E

DOOR MIRRORS ELECTRICALLY OPERATED — UTVÄNDIG BACKSPEGEL, ELDRIVEN

Group Grupp 84

Page Sida 1001

-1985

Fig	Part No. Artikel nr	Quantity /Antal A	B	C	D	E	PS	Description	Benämning	Notes Anmärkning	SR
1	1129250-5	1	-	-	-	-		Rear view mirror, l.h. convex glass	Backspegel, v konvext glas	L.H.D, EXC (J)	6
	1129251-3	1	-	-	-	-		Rear view mirror, r.h. convex glass	Backspegel, h konvext glas	L.H.D, EXC (J)	6
	1129252-1	1	-	-	-	-		Rear view mirror, l.h. convex glass	Backspegel, v konvext glas	R.H.D, EXC (AUS)(J)	6
	1129253-9	1	-	-	-	-		Rear view mirror, r.h. convex glass	Backspegel, h konvext glas	R.H.D, EXC (AUS)(J)	6
	1304111-6	1	-	-	-	-		Rear view mirror, l.h. convex glass	Backspegel, v konvext glas	R.H.D (J).	2
	1304112-4	1	-	-	-	-		Rear view mirror, r.h. convex glass	Backspegel, h konvext glas	R.H.D (J).	2
	1304125-6	1	-	-	-	-		Rear view mirror, l.h. flat glass	Backspegel, v plant glas	(AUS)	2
	1304126-4	1	-	-	-	-		Rear view mirror, r.h. flat glass	Backspegel, h plant glas	(AUS)	2
2		1	-	-	-	-	NS	• Mirror casing	• Spegelkåpa		
3	1254634-7	1	-	-	-	-		• Mirror base, l.h.	• Spegelfot, v		3
	1254635-4	1	-	-	-	-		• Mirror base, r.h.	• Spegelfot, h		3
4	1321081-0	2	-	-	-	-		• Compression spring	• Tryckfjäder		3
5		2	-	-	-	-	NS	• Sleeve	• Hylsa		
6	1321080-2	2	-	-	-	-		• Centering washer	• Centrerbricka		3
7	1254712-1	2	-	-	-	-		• Sealing ring	• Tätningsring		3
8	1254797-2	2	-	-	-	-		• Plastic plug	• Plastplugg		3
9	1304131-4	2	-	-	-	-		• Drive unit	• Drivenhet		3
10	956060-8	4	-	-	-	-		• Screw	• Skruv		2
11	945828-2	2	-	-	-	-		• Pin housing	• Stiftisolator		3
12	1254005-0	2	-	-	-	-		• Rubber bellows	• Gummibälg		3
13	1255982-9	1	-	-	-	-		• Mirror glass, l.h. convex glass	• Spegelglas, v konvext glas		2
	1255983-7	1	-	-	-	-		• Mirror glass, r.h. convex glass	• Spegelglas, h konvext glas		2
	1255986-0	1	-	-	-	-		• Mirror glass, l.h. convex glass	• Spegelglas, v konvext glas	(J)	2
	1255987-8	1	-	-	-	-		• Mirror glass, r.h. convex glass	• Spegelglas, h konvext glas	(J)	2
	1255984-5	1	-	-	-	-		• Mirror glass, l.h. flat glass	• Spegelglas, v plant glas	(AUS)	2
	1255985-2	1	-	-	-	-		• Mirror glass, r.h. flat glass	• Spegelglas, h plant glas	(AUS)	2
14	1254679-2	1	-	-	-	-		• Mirror disc, l.h.	• Spegeltallrik, v		3
	1254716-2	1	-	-	-	-		• Mirror disc, r.h.	• Spegeltallrik, h		3
15		4	-	-	-	-	NS	• Pop rivet	• Popnit	3x4.5	
16	1254638-8	1	-	-	-	-		• Protecting casing, l.h.	• Skyddskåpa, v		3
	1254639-6	1	-	-	-	-		• Protecting casing, r.h.	• Skyddskåpa, h		3
17	959219-7	2	-	-	-	-		Screw	Skruv		2
18	1254444-1	2	-	-	-	-		Washer	Bricka		3
19	1235091-4	1	-	-	-	-		Switch	Strömställare		2
20	1235101-1	1	-	-	-	-		Nut	Mutter		2
21	1247995-2	1	-	-	-	-		Cable harness	Ledningsmatta		3
22		1	-	-	-	-	NS	Cover	Täcklock		
		1	-	-	-	-	NS	Cover	Täcklock		

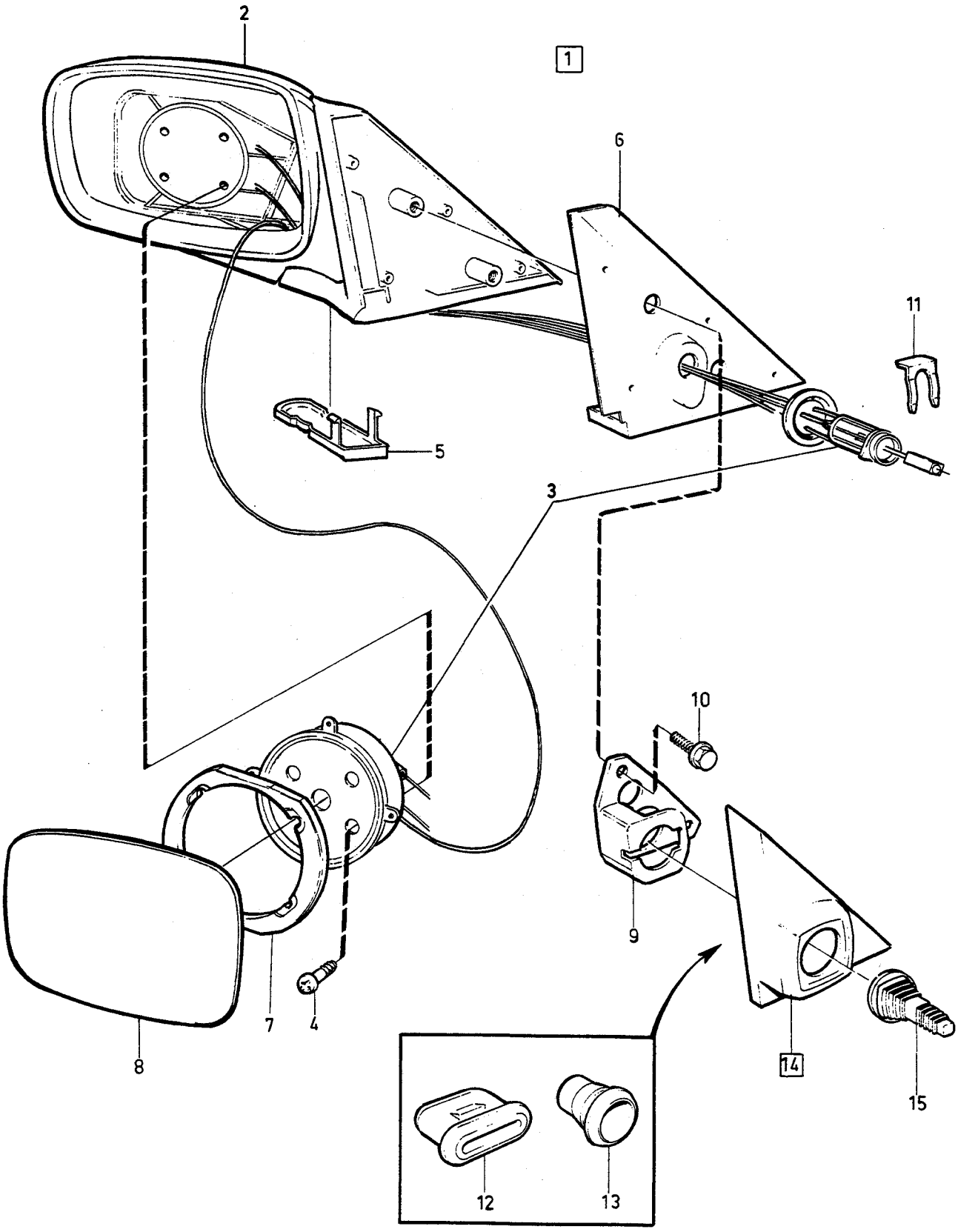

VOLVO
Genuine Parts
PV 840 46 315

A	L.H.D
B	R.H.D
C	
D	
E	

DOOR MIRRORS, MANUAL — UTVÄNDIG BACKSPEGEL, MANUELL

1986-

Group / Grupp 84

Page / Sida 1003

Fig	Part No. / Artikel nr	Quantity / Antal A	B	C	D	E	PS	Description	Benämning	Notes / Anmärkning	SR
1	1312515-8	1	-	-	-	-		Rear view mirror, l.h. convex glass	Backspegel, v konvext glas		2
☆	1372418-2	1	-	-	-	-		Rear view mirror, r.h. convex glass	Backspegel, h konvext glas	(1312516)	2
	1312517-4	1	-	-	-	-		Rear view mirror, l.h. flat glass	Backspegel, v plant glas		2
	1312518-2	1	-	-	-	-		Rear view mirror, r.h. flat glass	Backspegel, h plant glas		2
	1312521-6	1	-	-	-	-		Rear view mirror, l.h. wide angle	Backspegel, v vidvinkel		2
	1312522-4	-	1	-	-	-		Rear view mirror, l.h. convex glass	Backspegel, v konvext glas		2
	1312523-2	-	1	-	-	-		Rear view mirror, r.h. convex glass	Backspegel, h konvext glas		2
	1312524-0	-	1	-	-	-		Rear view mirror, l.h. flat glass	Backspegel, v plant glas		2
	1312525-7	-	1	-	-	-		Rear view mirror, r.h. flat glass	Backspegel, h plant glas		2
	1312528-1	-	1	-	-	-		Rear view mirror, r.h. wide angle	Backspegel, h vidvinkel		2
☆	1372425-7	-	1	-	-	-		Rear view mirror, l.h.	Backspegel, v	(J)(1372272)	2
	1372293-9	-	1	-	-	-		Rear view mirror, r.h.	Backspegel, h	(J)	2
2		1	1	-	-	-	NS	•Mirror casing	•Spegelkåpa		
3	1312917-6	1	1	-	-	-		•Control	•Reglage		3
4	949863-5	4	4	-	-	-		•Screw	•Skruv	M3X12	2
5	1312533-1	1	-	-	-	-		•Cap, l.h.	•Lock, v		3
	1312535-6	1	-	-	-	-		•Cap, r.h.	•Lock, h		3
	1312536-4	-	1	-	-	-		•Cap, l.h.	•Lock, v		3
	1312534-9	-	1	-	-	-		•Cap, r.h.	•Lock, h		3
6	1312856-6	1	1	-	-	-		•Seal, l.h.	•Tätning, v		3
	1312857-4	1	1	-	-	-		•Seal, r.h.	•Tätning, h		3
7	1321061-2	1	1	-	-	-		•Clamping ring	•Klämring		3
8	1325937-9	1	1	-	-	-		•Mirror glass, l.h. convex glass	•Spegelglas, v konvext glas		2
	1325938-7	1	1	-	-	-		•Mirror glass, r.h. convex glass	•Spegelglas, h konvext glas		2
	1325941-1	1	1	-	-	-		•Mirror glass, l.h. flat glass	•Spegelglas, v plant glas		2
	1325942-9	1	1	-	-	-		•Mirror glass, r.h. flat glass	•Spegelglas, h plant glas		2
	1325943-7	1	-	-	-	-		•Mirror glass, l.h. wide angle	•Spegelglas, v vidvinkel		2
	1325944-5	-	1	-	-	-		•Mirror glass, r.h. wide angle	•Spegelglas, h vidvinkel		2
	1372302-8	-	1	-	-	-		•Mirror glass, l.h.	•Spegelglas, v	(J)	2
	1325940-3	-	1	-	-	-		•Mirror glass, r.h.	•Spegelglas, h	(J)	2
9	1312550-5	1	1	-	-	-		Bracket, l.h.	Konsol, v		4
	1312551-3	1	1	-	-	-		Bracket, r.h.	Konsol, h		4
10	968009-1	4	4	-	-	-		Screw	Skruv		2
11	1342499-9	2	2	-	-	-		Clip	Clips		2
12	1312801-2	2	2	-	-	-		Sealing plug	Tätningsplugg		3
13	1312811-1	2	2	-	-	-		Sealing plug	Tätningsplugg		3
14	1312795-6	1	1	-	-	-		Panel, l.h.	Panel, v		3
	1312796-4	1	1	-	-	-		Panel, r.h.	Panel, h		3
15	1325870-2	1	1	-	-	-		•Bellows	•Bälg		2

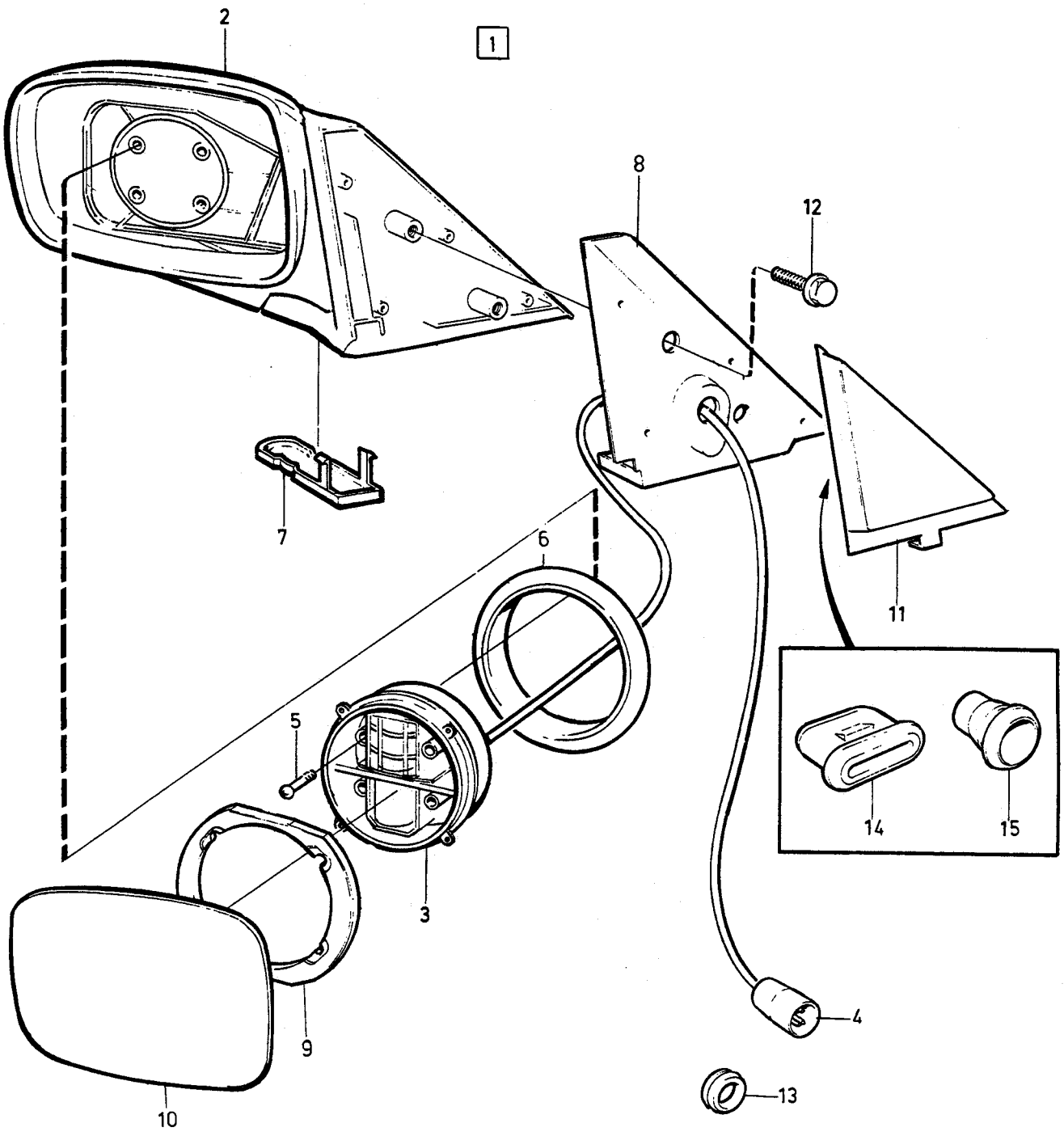

VOLVO
Genuine Parts
PV 840 46314

A	L.H.D
B	R.H.D
C	
D	
E	

DOOR MIRRORS ELECTRICALLY OPERATED — UTVÄNDIG BACKSPEGEL, ELDRIVEN

1986-

Group / Grupp 84

Page / Sida 1005

Fig	Part No. Artikel nr	Quantity /Antal A	B	C	D	E	PS	Description	Benämning	Notes Anmärkning	SR
1	1312501-8	1	-	-	-	-		Rear view mirror, l.h. convex glass	Backspegel, v konvext glas		3
	1312502-6	1	-	-	-	-		Rear view mirrcr, r.h. convex glass	Backspegel, h konvext glas		3
	1312503-4	1	-	-	-	-		Rear view mirror, l.h. flat glass	Backspegel, v plant glas		3
	1312504-2	1	-	-	-	-		Rear view mirror, r.h. flat glass	Backspegel, h plant glas		3
	1312507-5	1	-	-	-	-		Rear view mirror, l.h. wide angle	Backspegel, v vidvinkel		3
	1312508-3	-	1	-	-	-		Rear view mirror, l.h. convex glass	Backspegel, v konvext glas		3
	1312509-1	-	1	-	-	-		Rear view mirror, r.h. convex glass	Backspegel, h konvext glas		3
	1312514-1	-	1	-	-	-		Rear view mirror, r.h. wide angle	Backspegel, h vidvinkel	REPL 1 PCS 1372433-1	3
2		1	1	-	-	-	NS	• Mirror casing	• Spegelkåpa		
3	1372203-8	1	1	-	-	-		Drive unit, l.h	Drivenhet, v		3
	1312916-8	1	1	-	-	-		• Drive unit	• Drivenhet		3
4	945828-2	1	1	-	-	-		•• Pin housing	•• Stiftisolator		3
5	949863-5	4	4	-	-	-		• Screw	• Skruv	M3X12	2
6	1321694-0	1	1	-	-	-		• Rubber bellows	• Gummibälg		3
7	1312533-1	1	-	-	-	-		• Cap, l.h.	• Lock, v		3
	1312535-6	1	-	-	-	-		• Cap, r.h.	• Lock, h		3
	1312536-4	-	1	-	-	-		• Cap, l.h.	• Lock, v		3
	1312534-9	-	1	-	-	-		• Cap, r.h.	• Lock, h		3
8	1312537-2	1	1	-	-	-		• Seal, l.h.	• Tätning, v		3
	1312538-0	1	1	-	-	-		• Seal, r.h.	• Tätning, h		3
9	1321061-2	1	1	-	-	-		• Clamping ring	• Klämring		3
10	1325937-9	1	1	-	-	-		• Mirror glass, l.h. convex glass	• Spegelglas, v konvext glas		2
	1325938-7	1	1	-	-	-		• Mirror glass, r.h. convex glass	• Spegelglas, h konvext glas		2
	1325941-1	1	-	-	-	-		• Mirror glass, l.h. flat glass	• Spegelglas, v plant glas		2
	1325942-9	1	-	-	-	-		• Mirror glass, r.h. flat glass	• Spegelglas, h plant glas		2
	1325943-7	1	-	-	-	-		• Mirror glass, l.h. wide angle	• Spegelglas, v vidvinkel		2
	1325944-5	1	-	-	-	-		• Mirror glass, r.h. wide angle	• Spegelglas, h vidvinkel		2
11	1312797-2	1	1	-	-	-		Panel, l.h.	Panel, v		3
	1312798-0	1	1	-	-	-		Panel, r.h.	Panel, h		3
12	968009-1	4	4	-	-	-		Screw	Skruv		2
13	941269-3	2	2	-	-	-		Rubber bushing	Gummibussning		2
14	1312801-2	2	2	-	-	-		Sealing plug	Tätningsplugg		3
15	1312811-1	2	2	-	-	-		Sealing plug	Tätningsplugg		3

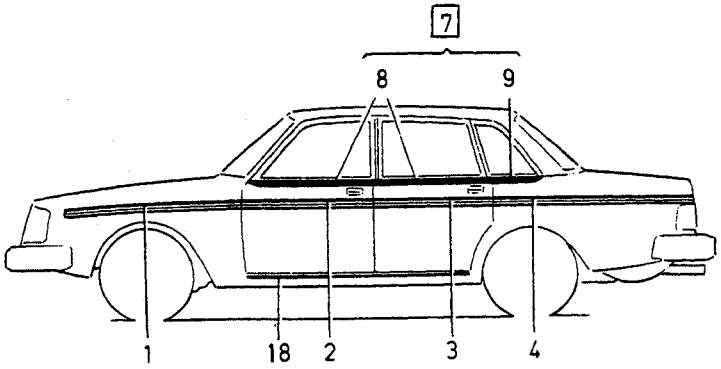

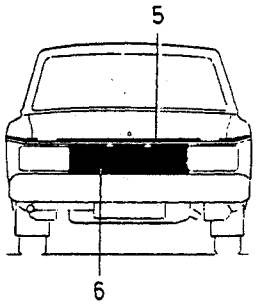

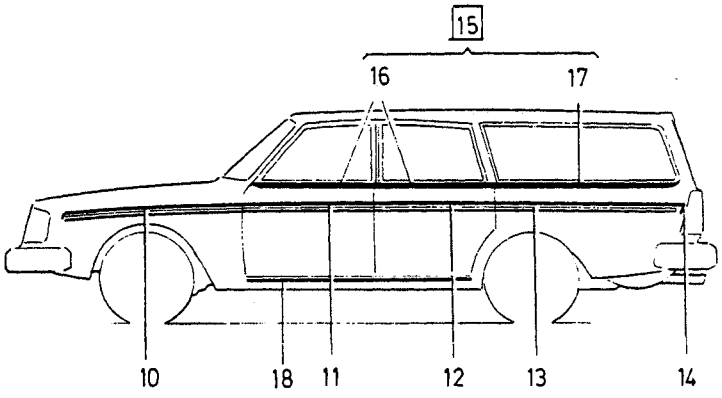

VOLVO PARTS
1 080 38951
(108:4)

A
B
C
D
E

STRIPES — DEKORTEJP

Group / Grupp 84

Page / Sida 1007

Fig	Part No. Artikel nr	Quantity /Antal A	B	C	D	E	PS	Description	Benämning	Notes Anmärkning	SR
		-	-	-	-	-		Stripes 4 DRS	Dekortejp 4 DRS		
1	1304834-3	1	-	-	-	-		Stripe, l.h. Front mudguard	Dekortejp, v Framskärm		2
	1244933-6	1	-	-	-	-		Stripe, r.h. Front mudguard	Dekortejp, h Framskärm		2
2	1304835-0	X	-	-	-	-		Stripe Front door	Dekortejp Framdörr		2
3	1304835-0	X	-	-	-	-		Stripe Rear door	Dekortejp Bakdörr		2
4	1304835-0	X	-	-	-	-		Stripe Rear mudguard	Dekortejp Bakskärm		2
5	1304836-8	1	-	-	-	-		Stripe Boot lid	Dekortejp Baklucka	EXC TURBO -1985.	2
	1244965-8	1	-	-	-	-		Stripe Boot lid	Dekortejp Baklucka	TURBO -1985	2
	1312810-3	1	-	-	-	-		Stripe Boot lid	Dekortejp Baklucka	1986-	2
6	1244964-1	1	-	-	-	-		Stripe Rear section	Dekortejp Bakstycke		2
7	273841-7	1	-	-	-	-		Stripes kit l.h.	Dekortejpsats v	-1985	2
	274095-9	1	-	-	-	-		Stripes kit l.h.	Dekortejpsats v	1986-	2
	273842-5	1	-	-	-	-		Stripes kit r.h.	Dekortejpsats h	-1985	2
	274096-7	1	-	-	-	-		Stripes kit r.h.	Dekortejpsats h	1986-	2
8		1	-	-	-	-	KN	• Stripe doors	• Dekortejp dörrar		
9		1	-	-	-	-	KN	• Stripe Side window	• Dekortejp Sidoruta		
		-	-	-	-	-		Stripes 5 DRS	Dekortejp 5 DRS		
10	1304834-3	1	-	-	-	-		Stripe, l.h. Front mudguard	Dekortejp, v Framskärm		2
	1244933-6	1	-	-	-	-		Stripe, r.h. Front mudguard	Dekortejp, h Framskärm		2
11	1304835-0	X	-	-	-	-		Stripe Front door	Dekortejp Framdörr		2
12	1304835-0	X	-	-	-	-		Stripe Rear door	Dekortejp Bakdörr		2
13	1304835-0	X	-	-	-	-		Stripe Rear mudguard	Dekortejp Bakskärm		2
14	1244932-8	1	-	-	-	-		Stripe, l.h. End piece	Dekortejp, v Ändstycke		2
	1244944-3	1	-	-	-	-		Stripe, r.h. End piece	Dekortejp, h Ändstycke		2
15	273843-3	1	-	-	-	-		Stripes kit l.h.	Dekortejpsats v	-1985	2
	274097-5	1	-	-	-	-		Stripes kit l.h.	Dekortejpsats v	1986-	2
	273844-1	1	-	-	-	-		Stripes kit r.h.	Dekortejpsats h	-1985	2
	274098-3	1	-	-	-	-		Stripes kit r.h.	Dekortejpsats h	1986-	2
16		1	-	-	-	-	KN	• Stripe doors	• Dekortejp dörrar		
17		1	-	-	-	-	KN	• Stripe Window upper	• Dekortejp Fönster övre		
		1	-	-	-	-	KN	• Stripe Window lower	• Dekortejp Fönster nedre		
18	1372146-9	1	-	-	-	-		Stripe, l.h. Sill	Dekortejp, v Tröskel	1986-	2
	1372149-3	1	-	-	-	-		Stripe, r.h. Sill	Dekortejp, h Tröskel	1986-	2

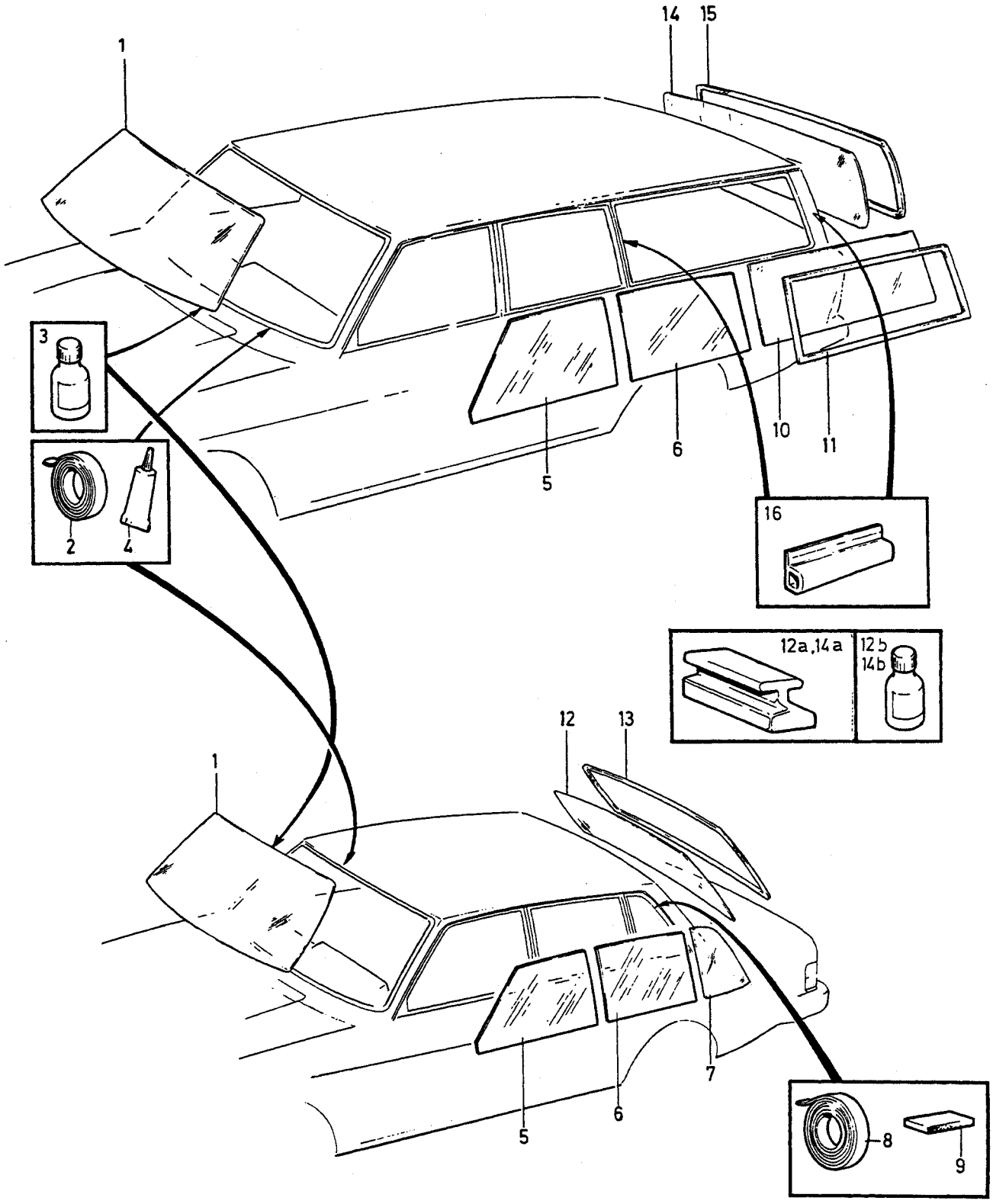

VOLVO
Genuine Parts
PV 840 53708

A
B
C
D
E

WINDSCREEN, REAR WINDOW AND DOOR WINDOWS VINDRUTA, BAKRUTA, SIDORUTOR

Group Grupp 84

Page Sida 1009

Fig	Part No. Artikel nr	Quantity /Antal A	B	C	D	E	PS	Description	Benämning	Notes Anmärkning	SR
1	1247924-2	1	-	-	-	-		Windscreen	Vindruta	1) -1985	2
	1312985-3	1	-	-	-	-		Windscreen	Vindruta	1) 1986-	2
	1247925-9	1	-	-	-	-		Windscreen	Vindruta	2) -1985	3
	1312806-1	1	-	-	-	-		Windscreen	Vindruta	2) 1986-	3
	1246661-1	1	-	-	-	-		Windscreen with smoky stripe	Vindruta med tonat band	2)	3
2	273923-3	1	-	-	-	-		Repair kit windscreen replacement	Reparationssats byte vindruta		2
3	1161156-3	1	-	-	-	-		Glass primer windscreen replacement	Glasprimer byte vindruta		6
☆ 4	1161343-7	1	-	-	-	-		Sealant	Tätningsmedel	(686275)	3
								Windscreen	Vindruta		
5	1213056-3	1	-	-	-	-		Glass, l.h.	Glas, v	1)	3
	1213058-9	1	-	-	-	-		Glass, l.h.	Glas, v	2)	3
	1213057-1	1	-	-	-	-		Glass, r.h.	Glas, h	1)	3
	1213059-7	1	-	-	-	-		Glass, r.h.	Glas, h	2)	3
6	1213674-3	1	-	-	-	-		Glass, l.h.	Glas, v	1)	3
	1213676-8	1	-	-	-	-		Glass, l.h.	Glas, v	2)	3
	1213675-0	1	-	-	-	-		Glass, r.h.	Glas, h	1)	3
	1213677-6	1	-	-	-	-		Glass, r.h.	Glas, h	2)	3
7	1255855-7	1	-	-	-	-		Glass, l.h.	Glas, v	1) 4DRS	3
	1246407-9	1	-	-	-	-		Glass, l.h.	Glas, v	2) 4DRS	4
	1255856-5	1	-	-	-	-		Glass, r.h.	Glas, h	1) 4DRS	3
	1246408-7	1	-	-	-	-		Glass, r.h.	Glas, h	2) 4DRS	4
☆ 8	1277872-6	2	-	-	-	-		Butyl tape	Butyltejp	(1342927) 4DRS	3
9	1255900-1	6	-	-	-	-		Spacer	Distansstycke	4DRS	3
10	1203326-2	1	-	-	-	-		Side window glass, l.h.	Sidofönsterglas, v	1) 5DRS	3
	1213550-5	1	-	-	-	-		Side window glass. l.h.	Sidofönsterglas, v	2) 5DRS -1985	4
	1312807-9	1	-	-	-	-		Side window glass, l.h.	Sidofönsterglas, v	2) 5DRS 1986-	3
	1203327-0	1	-	-	-	-		Side window glass, r.h.	Sidofönsterglas, h	1) 5DRS	3
	1213551-3	1	-	-	-	-		Side window glass, r.h.	Sidofönsterglas, h	2) 5DRS -1985.	4
	1312808-7	1	-	-	-	-		Side window glass, r.h.	Sidofönsterglas, h	2) 5DRS 1986-	3
11	1372174-1	1	-	-	-	-		Sealing strip, l.h.	Tätningslist, v	5DRS	3
	1372175-8	1	-	-	-	-		Sealing strip, r.h.	Tätningslist, h	5DRS	3
12	1203170-4	1	-	-	-	-		Rear window	Bakruta	1) 4DRS	3
	1203171-2	1	-	-	-	-		Rear window	Bakruta	2) 4DRS	4
	1312920-0	1	-	-	-	-		Rear window	Bakruta	2) 3) 4DRS	3
☆ 12a	1312889-7	1	-	-	-	-		•Rail	•Skena	3)	2
☆ 12b	1161045-8	1	-	-	-	-		Glue kit, glass/metal	Limsats, glas/metall	FOR FIG 12a	6
13	1203230-6	1	-	-	-	-		Sealing strip	Tätningslist	4DRS -1985.	3
	1312584-4	1	-	-	-	-		Sealing moulding	Tätningslist	4DRS 1986-	3
14	1312609-9	1	-	-	-	-		Rear window	Bakruta	1) 5DRS	3
	1372200-4	1	-	-	-	-		Rear window	Bakruta	2) 5DRS	3
	1372202-0	1	-	-	-	-		Rear window	Bakruta	2) 3) 5DRS	3
☆ 14a	1312889-7	1	-	-	-	-		•Rail	•Skena	3)	2
☆ 14b	1161045-8	1	-	-	-	-		Glue kit, glass/metal	Limsats, glas/metall	FOR FIG 14a	6
15	1211139-9	1	-	-	-	-		Sealing strip	Tätningslist	5DRS -1985.	3
	1372254-1	1	-	-	-	-		Sealing strip	Tätningslist	5DRS 1986-	3
16	1364086-7	2	-	-	-	-		Sealing strip	Tätningslist	5DRS. ALTER	3

1) Clear glass. / Ofärgat glas.
2) Tinted glass. / Färgat glas.
3) Cars with extra brake light. / Bilar med extra bromsljus.

A
B
C
D
E

SUB GROUP
INTERIOR TRIM

UNDERGRUPP
INREDNING

Group
Grupp
85

Page
Sida
1011

Fig	Part No. Artikel nr	Quantity /Antal A	B	C	D	E	P S	Description	Benämning	Notes Anmärkning	S R
		-	-	-	-	-		Interior trim index	Inredning index	SEE **85**-1013	
		-	-	-	-	-		Front seat	Framstol	SEE **85**-1095	
		-	-	-	-	-		Seat subframe with height adjustment	Underrede med höjdomställare	SEE **85**-1099	
		-	-	-	-	-		Seat subframe without height adjustment	Underrede utan höjdomställare	SEE **85**-1101	
		-	-	-	-	-		Rear seat	Baksäte	4DRS SEE **85**-1103	
		-	-	-	-	-		Rear seat	Baksäte	5DRS SEE **85**-1105	
		-	-	-	-	-		Extra seat	Extrasäte	SEE **85**-1109	
		-	-	-	-	-		Interior trim	Inredningsdetaljer	4DRS SEE **85**-1113	
		-	-	-	-	-		Interior trim	Inredningsdetaljer	5DRS SEE **85**-1119	
		-	-	-	-	-		Carpets	Mattor	SEE **85**-1125	
		-	-	-	-	-		Boot trim	Beklädnad för bagageutrymme	4DRS SEE **85**-1129	
		-	-	-	-	-		Cargo area trim	Beklädnad för bagageutrymme	5DRS SEE **85**-1131	

1

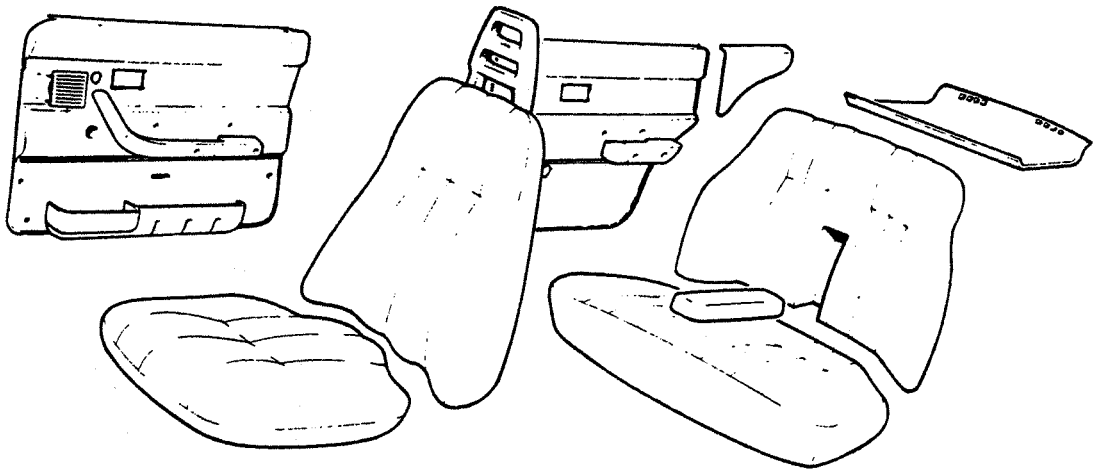

2

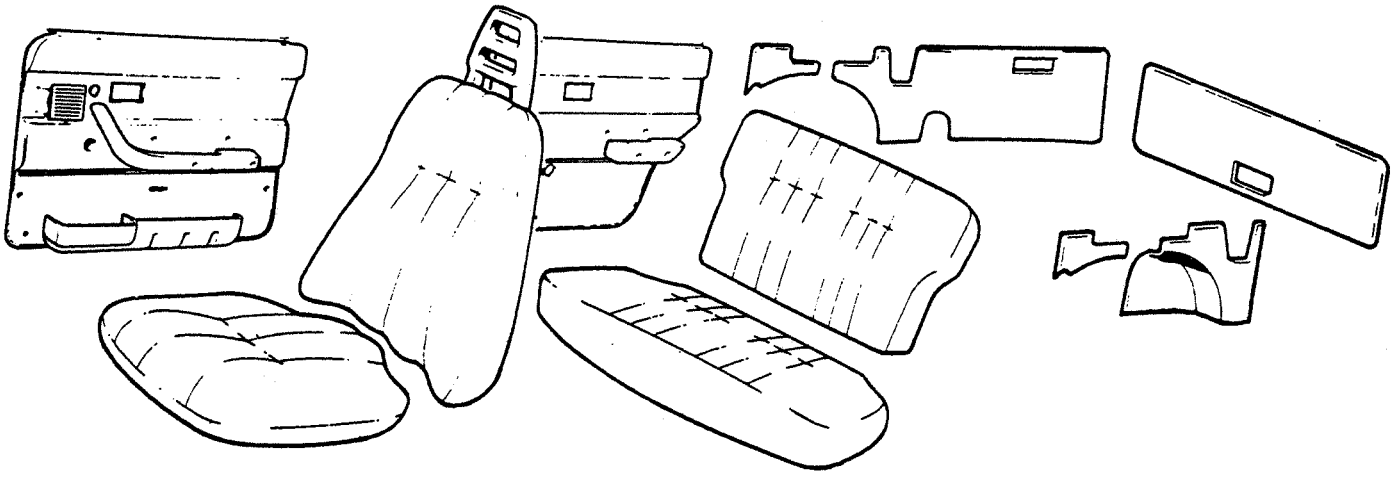

VOLVO PARTS
1 080 37426
(109:1)

A
B
C
D
E

INTERIOR TRIM
INDEX

INREDNING
INDEX

Group
Grupp
85

Page
Sida
1013

Fig	Part No. Artikel nr	Quantity /Antal A	B	C	D	E	PS	Description	Benämning	Notes Anmärkning	SR
1		-	-	-	-	-		Interior trim 4DRS	Inredning 4DRS		
		-	-	-	-	-		•CODE	•CODE		
		-	-	-	-	-		••4120-4123	••4120-4123	SEE 85•1015	
		-	-	-	-	-		••4125-4128	••4125-4128	SEE 85•1019	
		-	-	-	-	-		••4130-4133	••4130-4133	SEE 85•1023	
		-	-	-	-	-		••4305-4308	••4305-4308	SEE 85•1027	
		-	-	-	-	-		••4350-4353	••4350-4353	SEE 85•1031	
		-	-	-	-	-		••4354	••4354	SEE 85•1035	
		-	-	-	-	-		••4360-4363	••4360-4363	SEE 85•1037	
		-	-	-	-	-		••4700-4704	••4700-4704	SEE 85•1041	
		-	-	-	-	-		••4706	••4706	SEE 85•1045	
		-	-	-	-	-		••4720-4721	••4720-4721	SEE 85•1047	
		-	-	-	-	-		••4723-4726	••4723-4726	SEE 85•1051	
2		-	-	-	-	-		Interior trim 5DRS	Inredning 5DRS		
		-	-	-	-	-		•CODE	•CODE		
		-	-	-	-	-		••5120-5123	••5120-5123	SEE 85•1055	
		-	-	-	-	-		••5125-5128	••5125-5128	SEE 85•1059	
		-	-	-	-	-		••5130-5133	••5130-5133	SEE 85•1063	
		-	-	-	-	-		••5305-5308	••5305-5308	SEE 85•1067	
		-	-	-	-	-		••5350-5353	••5350-5353	SEE 85•1071	
		-	-	-	-	-		••5354	••5354	SEE 85•1075	
		-	-	-	-	-		••5360-5363	••5360-5363	SEE 85•1077	
		-	-	-	-	-		••5700-5704	••5700-5704	SEE 85•1081	
		-	-	-	-	-		••5706	••5706	SEE 85•1085	
		-	-	-	-	-		••5720-5721	••5720-5721	SEE 85•1087	
		-	-	-	-	-		••5723-5726	••5723-5726	SEE 85•1091	

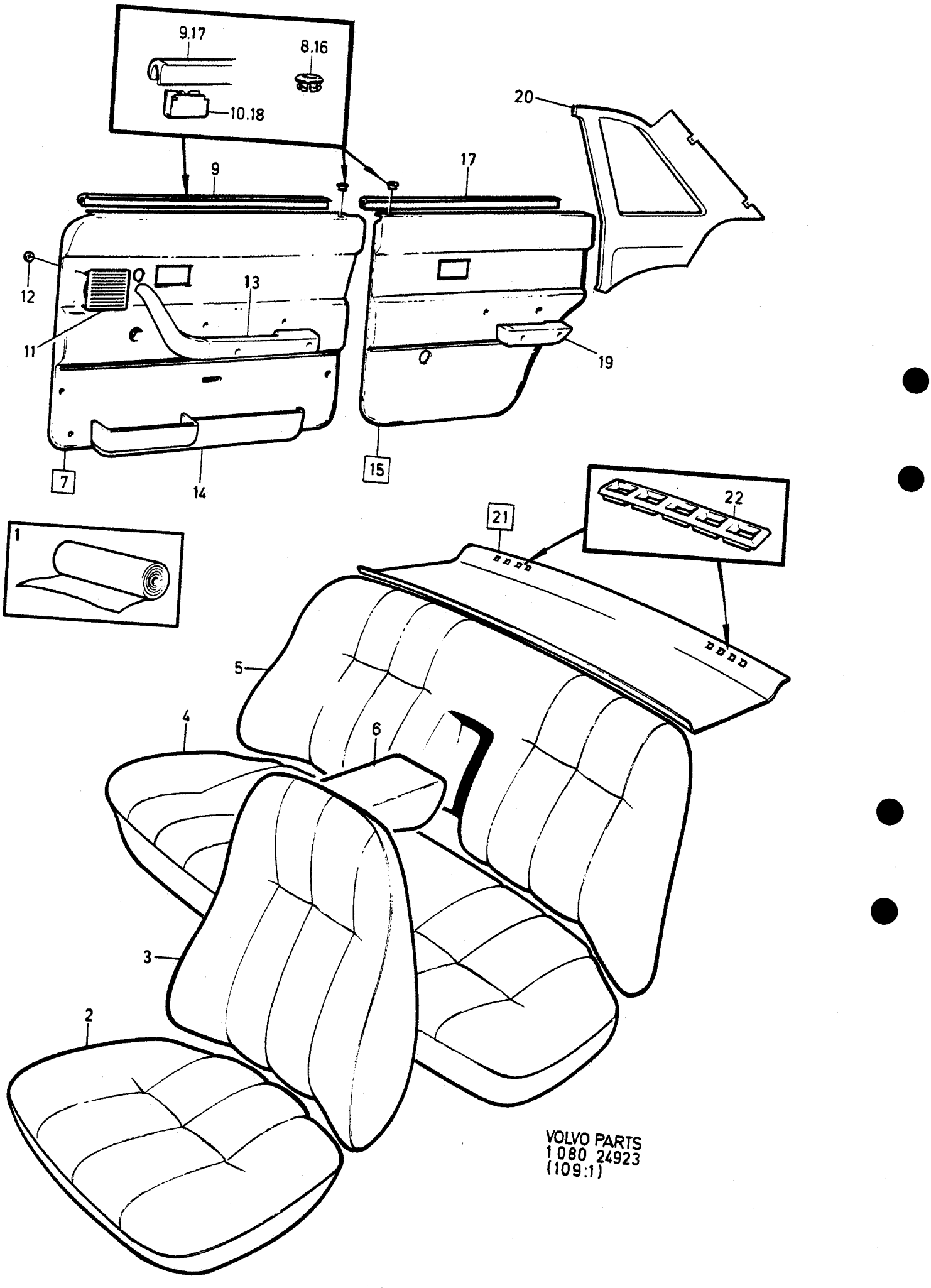
9.17
8.16
10.18
20
9
17
12
13
11
19
7
14
15
1
22
21
5
4
6
3
2
VOLVO PARTS
1 080 24923
(109:1)

A	4120
B	4121
C	4122
D	4123
E	

INTERIOR TRIM — INREDNING

Group / Grupp: 85

Page / Sida: 1015

CODE 4120, 4121, 4122, 4123

Fig	Part No. Artikel nr	Quantity /Antal A	B	C	D	E	PS	Description	Benämning	Notes Anmärkning	SR
1	1313877-1	X	-	-	-	-		Cloth, black	Tyg, svart	1)	6
	699419-8	X	-	-	-	-		Coated fabric, black	Vävplast, svart	1)	6
	1313874-8	-	X	-	-	-		Cloth, blue	Tyg, blå	1)	6
	699661-5	-	X	-	-	-		Coated fabric, blue	Vävplast, blå	1)	5
	1313878-9	-	-	X	-	-		Cloth, beige	Tyg, beige	1)	6
	699663-1	-	-	X	-	-		Coated fabric, beige	Vävplast, beige	1)	5
	1313875-5	-	-	-	X	-		Cloth, brown	Tyg, brun	1)	6
	699756-3	X	-	-	-	-		Coated fabric, brown	Vävplast, brun	1)	5
2	1313815-1	2	-	-	-	-		Upholstery	Klädsel		5
	1313812-8	-	2	-	-	-		Upholstery	Klädsel		5
	1313816-9	-	-	2	-	-		Upholstery	Klädsel		5
	1313813-6	-	-	-	2	-		Upholstery	Klädsel		5
3	1360207-3	2	-	-	-	-		Upholstery	Klädsel		5
	1360203-2	-	2	-	-	-		Upholstery	Klädsel		5
	1360209-9	-	-	2	-	-		Upholstery	Klädsel		5
	1360205-7	-	-	-	2	-		Upholstery	Klädsel		5
4	1313829-2	1	-	-	-	-		Upholstery	Klädsel		5
	1313826-8	-	1	-	-	-		Upholstery	Klädsel		5
	1313830-0	-	-	1	-	-		Upholstery	Klädsel		5
	1313827-6	-	-	-	1	-		Upholstery	Klädsel		5
5	1313836-7	1	-	-	-	-		Upholstery	Klädsel		5
	1313833-4	-	1	-	-	-		Upholstery	Klädsel		5
	1313837-5	-	-	1	-	-		Upholstery	Klädsel		5
	1313834-2	-	-	-	1	-		Upholstery	Klädsel		5
6	1313843-3	1	-	-	-	-		Upholstery	Klädsel		5
	1313840-9	-	1	-	-	-		Upholstery	Klädsel		5
	1313844-1	-	-	1	-	-		Upholstery	Klädsel		5
	1313841-7	-	-	-	1	-		Upholstery	Klädsel		5
7	1360986-2	1	-	-	-	-		Door panel, l.h.	Dörrpanel, v		5
	1360990-4	-	1	-	-	-		Door panel, l.h.	Dörrpanel, v		5
	1360992-0	-	-	1	-	-		Door panel, l.h.	Dörrpanel, v		5
	1360988-8	-	-	-	1	-		Door panel, l.h.	Dörrpanel, v		5
	1360987-0	1	-	-	-	-		Door panel, r.h.	Dörrpanel, h		5
	1360991-2	-	1	-	-	-		Door panel, r.h.	Dörrpanel, h		5
	1360993-8	-	-	1	-	-		Door panel, r.h.	Dörrpanel, h		5
	1360989-6	-	-	-	1	-		Door panel, r.h.	Dörrpanel, h		5
8	677003-6	1	-	-	-	-		•Bushing, black	•Bussning, svart		4
	1294864-2	-	1	-	-	-		•Bushing, blue	•Bussning, blå		4
	1294865-9	-	-	1	-	-		•Bushing, beige	•Bussning, beige		4
	1294867-5	-	-	-	1	-		•Bushing, brown	•Bussning, brun		4
9	1313350-9	1	1	1	1	-		•Strip	•List		2
								Blank	Ämne		
10	1210439-4	6	6	6	6	-		•Clip	•Clips		3
11	1323420-8	1	-	-	-	-		•Loudspeaker grille, black	•Högtalargaller, svart		4
	1323419-0	-	1	-	-	-		•Loudspeaker grille, blue	•Högtalargaller, blå		4
	1323422-4	-	-	1	-	-		•Loudspeaker grille, beige	•Högtalargaller, beige		4
	1323421-6	-	-	-	1	-		•Loudspeaker grille, brown	•Högtalargaller, brun		4
12	944602-2	4	4	4	4	-		•Lock washer	•Låsbricka		2
13		-	-	-	-	-		Arm rest	Armstöd	SEE **88**•1221	
14		-	-	-	-	-		Door pocket	Dörrfack	SEE **88**•1223	
15	1364010-7	1	-	-	-	-		Door panel, l.h.	Dörrpanel, v		5
	1364014-9	-	1	-	-	-		Door panel, l.h.	Dörrpanel, v		5
	1364016-4	-	-	1	-	-		Door panel, l.h.	Dörrpanel, v		5
	1364012-3	-	-	-	1	-		Door panel, l.h.	Dörrpanel, v		5
	1364011-5	1	-	-	-	-		Door panel, r.h.	Dörrpanel, h		5
	1364015-6	-	1	-	-	-		Door panel, r.h.	Dörrpanel, h		5
	1364017-2	-	-	1	-	-		Door panel, r.h.	Dörrpanel, h		5
	1364013-1	-	-	-	1	-		Door panel, r.h.	Dörrpanel, h		5
16	677003-6	1	-	-	-	-		•Bushing, black	•Bussning, svart		4

1) Unit: Linear metre. Width of material = 150cm. / Enhet längdmeter. Metervarans bredd = 150cm.

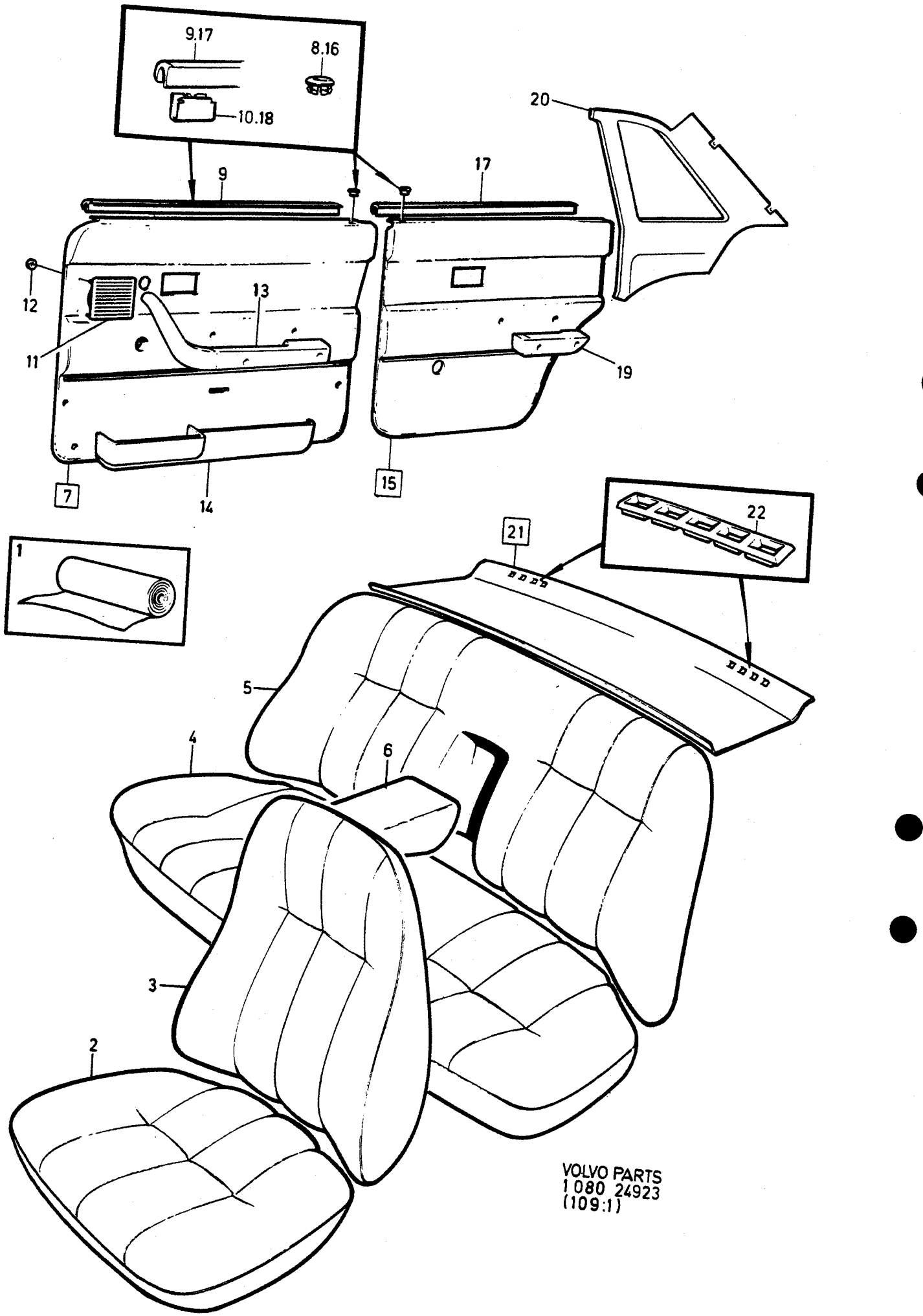
9.17
8.16
10.18
20
17
9
12
13
11
19
7
14
15
1
22
21
5
4
6
3
2
VOLVO PARTS
1 080 24923
(109:1)

A	4120
B	4121
C	4122
D	4123
E	

INTERIOR TRIM — INREDNING

Group / Grupp: 85

Page / Sida: 1017

CODE 4120, 4121, 4122, 4123

Fig	Part No. Artikel nr	Quantity /Antal A	B	C	D	E	PS	Description	Benämning	Notes Anmärkning	SR
	1294864-2	-	1	-	-	-		•Bushing, blue	•Bussning, blå		4
	1294865-9	-	-	1	-	-		•Bushing, beige	•Bussning, beige		4
	1294867-5	-	-	-	1	-		•Bushing, brown	•Bussning, brun		4
17	1313350-9	1	1	1	1	-		•Strip Blank	•List Ämne		2
18	1210439-4	6	6	6	6	-		•Clip	•Clips		3
19		-	-	-	-	-		Arm rest	Armstöd	SEE 88•1223	
20	1294672-9	1	-	-	-	-		Panel, l.h.	Panel, v		5
	1294674-5	-	1	-	-	-		Panel, l.h.	Panel, v		5
	1294676-0	-	-	1	-	-		Panel, l.h.	Panel, v		5
	1294680-2	-	-	-	1	-		Panel, l.h.	Panel, v		5
	1294673-7	1	-	-	-	-		Panel, r.h.	Panel, h		5
	1294675-2	-	1	-	-	-		Panel, r.h.	Panel, h		5
	1294677-8	-	-	1	-	-		Panel, r.h.	Panel, h		5
	1294681-0	-	-	-	1	-		Panel, r.h.	Panel, h		5
21	1364071-9	1	-	-	-	-		Rear shelf	Hatthylla	2)	5
	1264892-9	1	-	-	-	-		Rear shelf	Hatthylla	3)	5
	1364073-5	-	1	-	-	-		Rear shelf	Hatthylla	2)	5
	1295493-9	-	1	-	-	-		Rear shelf	Hatthylla	3)	5
	1364074-3	-	-	1	-	-		Rear shelf	Hatthylla	2)	5
	1295494-7	-	-	1	-	-		Rear shelf	Hatthylla	3)	5
	1364072-7	-	-	-	1	-		Rear shelf	Hatthylla	2)	5
	1295496-2	-	-	-	1	-		Rear shelf	Hatthylla	3)	5
22	1224339-0	2	-	-	-	-		•Louvre, black	•Galler, svart		5
	1294887-3	-	2	-	-	-		•Louvre, blue	•Galler, blå		5
	1294888-1	-	-	2	-	-		•Louvre, beige	•Galler, beige		5
	1294890-7	-	-	-	2	-		•Louvre, brown	•Galler, brun		5

2) Cars without anchorages for child harness. / Bilar utan infästning för barnsele.
3) Cars with anchorages for child harness. / Bilar med infästning för barnsele.

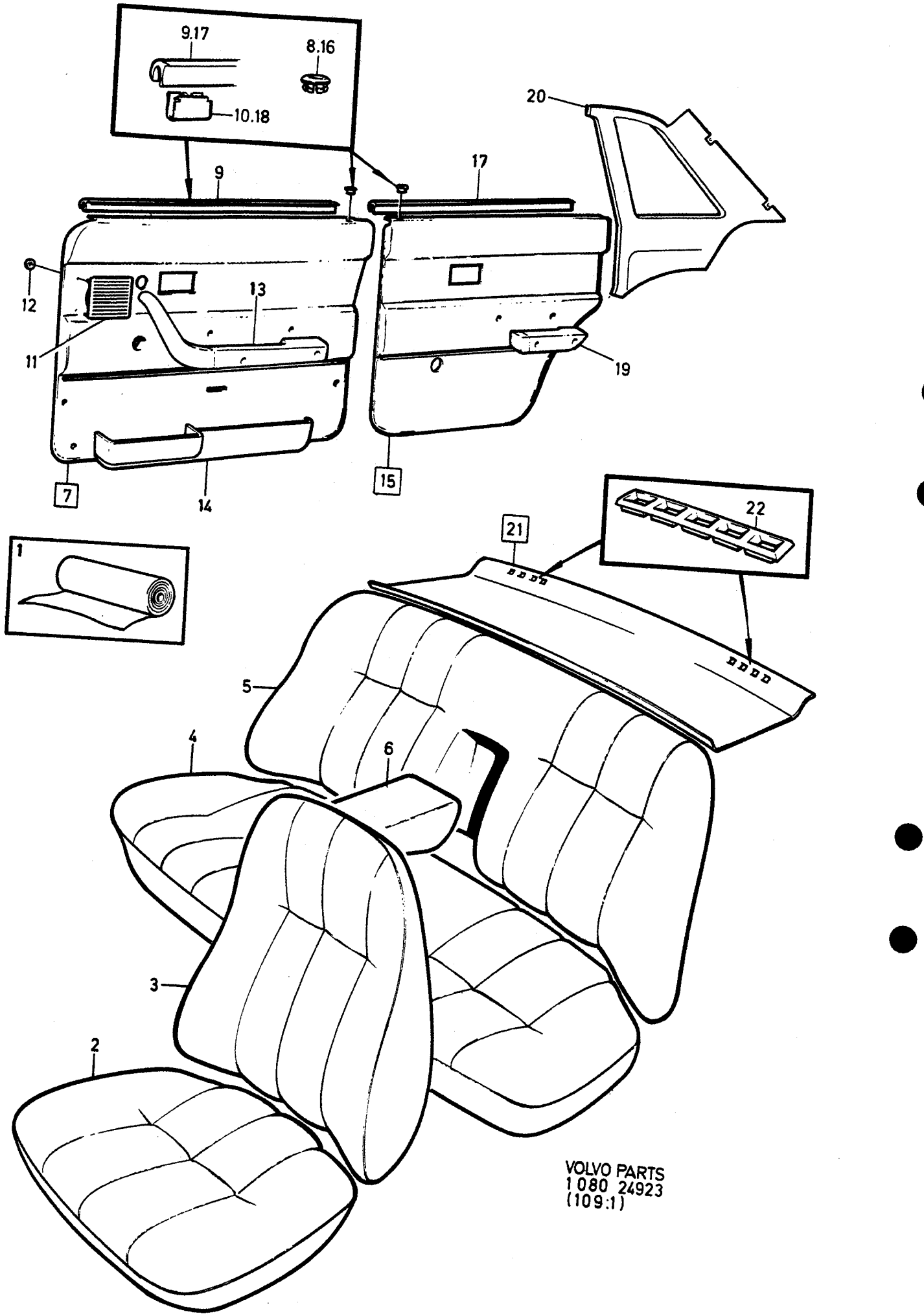
9.17
8.16
10.18
20
17
9
12
13
11
19
7
14
15
22
21
1
5
4
6
3
2
VOLVO PARTS
1080 24923
(109:1)

A	4125
B	4126
C	4127
D	4128
E	

INTERIOR TRIM — INREDNING

Group / Grupp: 85

Page / Sida: 1019

CODE 4125, 4126, 4127, 4128

Fig	Part No. Artikel nr	Quantity /Antal A	B	C	D	E	P S	Description	Benämning	Notes Anmärkning	S R
1	699419-8	X	-	-	-	-		Coated fabric, black	Vävplast, svart	1)	6
	699577-3	X	-	-	-	-		Coated fabric, black foam back padding	Vävplast, svart skumplast laminerad	1)	6
	699661-5	-	X	-	-	-		Coated fabric, blue	Vävplast, blå	1)	5
	699662-3	-	X	-	-	-		Coated fabric, blue foam back padding	Vävplast, blå skumplast laminerad	1)	5
	699663-1	-	-	X	-	-		Coated fabric, beige	Vävplast, beige	1)	5
	699768-8	-	-	X	-	-		Coated fabric, beige foam back padding	Vävplast, beige skumplast laminerad	1)	5
	699756-3	-	-	-	X	-		Coated fabric, brown	Vävplast, brun	1)	5
	699761-3	-	-	-	X	-		Coated fabric, brown foam back padding	Vävplast, brun skumplast laminerad	1)	5
2	*1240935*	2	-	-	-	-	OP	Upholstery	Klädsel		5
	1241968-5	-	2	-	-	-		Upholstery	Klädsel		5
	1295012-7	-	-	2	-	-		Upholstery	Klädsel		5
	1295022-6	-	-	-	2	-		Upholstery	Klädsel		5
3	1360329-5	2	-	-	-	-		Upholstery	Klädsel		5
	1360330-3	-	2	-	-	-		Upholstery	Klädsel		5
	1360331-1	-	-	2	-	-		Upholstery	Klädsel		5
	1360332-9	-	-	-	2	-		Upholstery	Klädsel		5
4	1240963-7	1	-	-	-	-		Upholstery	Klädsel		5
	1241978-4	-	1	-	-	-		Upholstery	Klädsel		5
	1295044-0	-	-	1	-	-		Upholstery	Klädsel		5
	1295065-5	-	-	-	1	-		Upholstery	Klädsel		5
5	1295696-7	1	-	-	-	-		Upholstery	Klädsel		5
	1295695-9	-	1	-	-	-		Upholstery	Klädsel		5
	1295698-3	-	-	1	-	-		Upholstery	Klädsel		5
	1295697-5	-	-	-	1	-		Upholstery	Klädsel		5
6	1295700-7	1	-	-	-	-		Upholstery	Klädsel		5
	1295699-1	-	1	-	-	-		Upholstery	Klädsel		5
	1295702-3	-	-	1	-	-		Upholstery	Klädsel		5
	1295701-5	-	-	-	1	-		Upholstery	Klädsel		5
7	1360970-6	1	-	-	-	-		Door panel, l.h.	Dörrpanel, v		5
	1360974-8	-	1	-	-	-		Door panel, l.h.	Dörrpanel, v		5
	1360976-3	-	-	1	-	-		Door panel, l.h.	Dörrpanel, v		5
	1360972-2	-	-	-	1	-		Door panel, l.h.	Dörrpanel, v		5
	1360971-4	1	-	-	-	-		Door panel, r.h.	Dörrpanel, h		5
	1360975-5	-	1	-	-	-		Door panel, r.h.	Dörrpanel, h		5
	1360977-1	-	-	1	-	-		Door panel, r.h.	Dörrpanel, h		5
	1360973-0	-	-	-	1	-		Door panel, r.h.	Dörrpanel, h		5
8	677003-6	1	-	-	-	-		•Bushing, black	•Bussning, svart		4
	1294864-2	-	1	-	-	-		•Bushing, blue	•Bussning, blå		4
	1294865-9	-	-	1	-	-		•Bushing, beige	•Bussning, beige		4
	1294867-5	-	-	-	1	-		•Bushing, brown	•Bussning, brun		4
9	1313350-9	1	1	1	1	-		•Strip Blank	•List Ämne		2
10	1210439-4	6	6	6	6	-		•Clip	•Clips		3
11	1323420-8	1	-	-	-	-		•Loudspeaker grille, black	•Högtalargaller, svart		4
	1323419-0	-	1	-	-	-		•Loudspeaker grille, blue	•Högtalargaller, blå		4
	1323422-4	-	-	1	-	-		•Loudspeaker grille, beige	•Högtalargaller, beige		4
	1323421-6	-	-	-	1	-		•Loudspeaker grille, brown	•Högtalargaller, brun		4
12	944602-2	4	4	4	4	-		•Lock washer	•Låsbricka		2
13		-	-	-	-	-		Arm rest	Armstöd	SEE 88•1221	
14		-	-	-	-	-		Door pocket	Dörrfack	SEE 88•1223	
15	1360994-6	1	-	-	-	-		Door panel, l.h.	Dörrpanel, v		5
	1360998-7	-	1	-	-	-		Door panel, l.h.	Dörrpanel, v		5
	1364000-8	-	-	1	-	-		Door panel, l.h.	Dörrpanel, v		5
	1360996-1	-	-	-	1	-		Door panel, l.h.	Dörrpanel, v		5

1) Unit: Linear metre. Width of material = 150cm. / Enhet längdmeter. Metervarans bredd = 150cm.

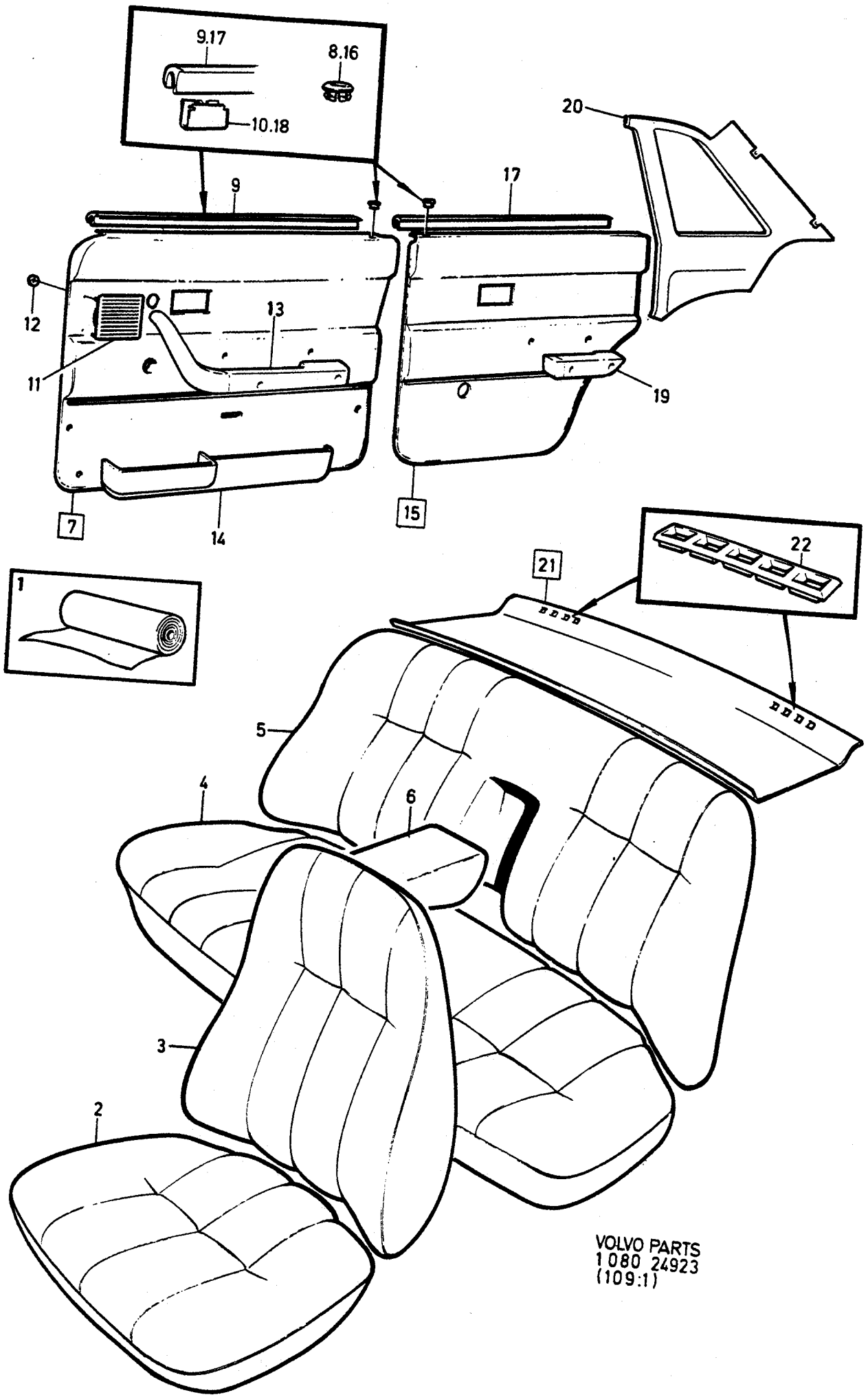
9.17
8.16
10.18
20
9
17
12
13
11
19
7
14
15
22
21
1
5
4
6
3
2
VOLVO PARTS
1080 24923
(109:1)

A	4125
B	4126
C	4127
D	4128
E	

INTERIOR TRIM — INREDNING

Group / Grupp 85

Page / Sida 1021

CODE 4125, 4126, 4127, 4128

Fig	Part No. Artikel nr	Quantity /Antal A	B	C	D	E	PS	Description	Benämning	Notes Anmärkning	SR
	1360995-3	1	-	-	-	-		Door panel, r.h.	Dörrpanel, h		5
	1360999-5	-	1	-	-	-		Door panel, r.h.	Dörrpanel, h		5
	1364001-6	-	-	1	-	-		Door panel, r.h.	Dörrpanel, h		5
	1360997-9	-	-	-	1	-		Door panel, r.h.	Dörrpanel, h		5
16	677003-6	1	-	-	-	-		•Bushing, black	•Bussning, svart		4
	1294864-2	-	1	-	-	-		•Bushing, blue	•Bussning, blå		4
	1294865-9	-	-	1	-	-		•Bushing, beige	•Bussning, beige		4
	1294867-5	-	-	-	1	-		•Bushing, brown	•Bussning, brun		4
17	1313350-9	1	1	1	1	-		•Strip Blank	•List Ämne		2
18	1210439-4	6	6	6	6	-		•Clip	•Clips		3
19		-	-	-	-	-		Arm rest	Armstöd	SEE 88•1223	
20	1294672-9	1	-	-	-	-		Panel, l.h.	Panel, v		5
	1294674-5	-	1	-	-	-		Panel, l.h.	Panel, v		5
	1294676-0	-	-	1	-	-		Panel, l.h.	Panel, v		5
	1294680-2	-	-	-	1	-		Panel, l.h.	Panel, v		5
	1294673-7	1	-	-	-	-		Panel, r.h.	Panel, h		5
	1294675-2	-	1	-	-	-		Panel, r.h.	Panel, h		5
	1294677-8	-	-	1	-	-		Panel, r.h.	Panel, h		5
	1294681-0	-	-	-	1	-		Panel, r.h.	Panel, h		5
21	1364071-9	1	-	-	-	-		Rear shelf	Hatthylla	2)	5
	1264892-9	1	-	-	-	-		Rear shelf	Hatthylla	3)	5
	1364073-5	-	1	-	-	-		Rear shelf	Hatthylla	2)	5
	1295493-9	-	1	-	-	-		Rear shelf	Hatthylla	3)	5
	1364074-3	-	-	1	-	-		Rear shelf	Hatthylla	2)	5
	1295494-7	-	-	1	-	-		Rear shelf	Hatthylla	3)	5
	1364072-7	-	-	-	1	-		Rear shelf	Hatthylla	2)	5
	1295496-2	-	-	-	1	-		Rear shelf	Hatthylla	3)	5
22	1224339-0	2	-	-	-	-		•Louvre, black	•Galler, svart		5
	1294887-3	-	2	-	-	-		•Louvre, blue	•Galler, blå		5
	1294888-1	-	-	2	-	-		•Louvre, beige	•Galler, beige		5
	1294890-7	-	-	-	2	-		•Louvre, brown	•Galler, brun		5

2) Cars without anchorages for child harness. / Bilar utan infästning för barnsele.
3) Cars with anchorages for child harness. / Bilar med infästning för barnsele.

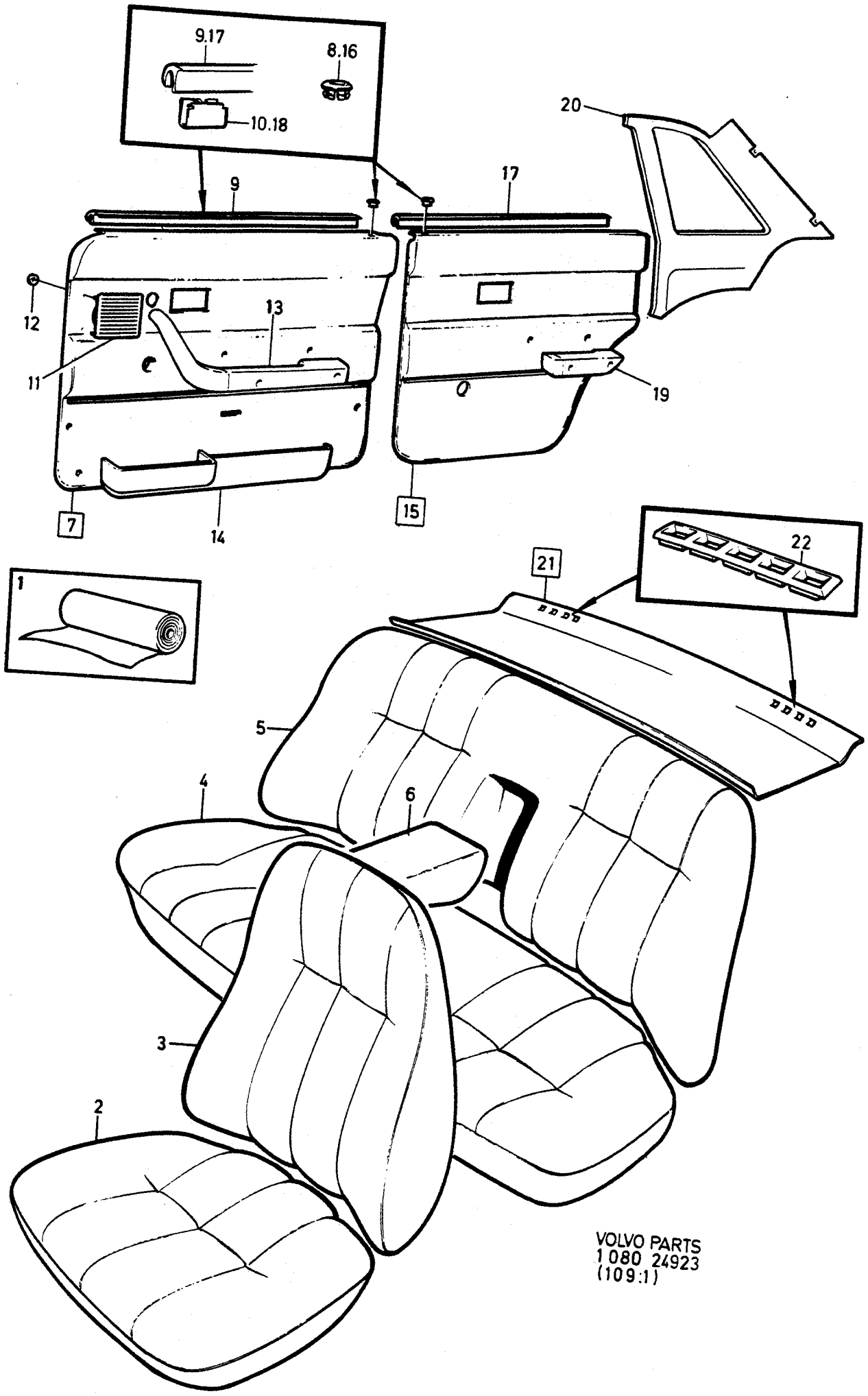
9.17
8.16
10.18
9
17
20
12
13
11
19
7
14
15
1
22
21
5
4
6
3
2
VOLVO PARTS
1 080 24923
(109:1)

A	4130
B	4131
C	4132
D	4133
E	

INTERIOR TRIM — INREDNING

Group / Grupp: 85

Page / Sida: 1023

CODE 4130, 4131, 4132, 4133

Fig	Part No. Artikel nr	Quantity /Antal A	B	C	D	E	PS	Description	Benämning	Notes Anmärkning	SR
1	1313994-4	X	-	-	-	-		Cloth, blue	Tyg, blå	1)	6
	699661-5	X	-	-	-	-		Coated fabric, blue	Vävplast, blå	1)	5
	1313997-7	-	X	-	-	-		Cloth, beige	Tyg, beige	1)	6
	699663-1	-	X	-	-	-		Coated fabric, beige	Vävplast, beige	1)	5
	1313995-1	-	-	X	-	-		Cloth, brown	Tyg, brun	1)	6
	699756-3	-	-	X	-	-		Coated fabric, brown	Vävplast, brun	1)	5
	1309332-3	-	-	-	X	-		Cloth, grey	Tyg, grå	1)	6
	699419-8	-	-	-	X	-		Coated fabric, black	Vävplast, svart	1)	6
2	1313936-5	2	-	-	-	-		Upholstery	Klädsel		5
	1313939-9	-	2	-	-	-		Upholstery	Klädsel		5
	1313937-3	-	-	2	-	-		Upholstery	Klädsel		5
	1360214-9	-	-	-	2	-		Upholstery	Klädsel		5
3	1360211-5	2	-	-	-	-		Upholstery	Klädsel		5
	1360217-2	-	2	-	-	-		Upholstery	Klädsel		5
	1360213-1	-	-	2	-	-		Upholstery	Klädsel		5
	1360215-6	-	-	-	2	-		Upholstery	Klädsel		5
4	1313946-4	1	-	-	-	-		Upholstery	Klädsel		5
	1313949-8	-	1	-	-	-		Upholstery	Klädsel		5
	1313947-2	-	-	1	-	-		Upholstery	Klädsel		5
	1360620-7	-	-	-	1	-		Upholstery	Klädsel		5
5	1313951-4	1	-	-	-	-		Upholstery	Klädsel		5
	1313954-8	-	1	-	-	-		Upholstery	Klädsel		5
	1313952-2	-	-	1	-	-		Upholstery	Klädsel		5
	1360621-5	-	-	-	1	-		Upholstery	Klädsel		5
6	1313956-3	1	-	-	-	-		Upholstery	Klädsel		5
	1313959-7	-	1	-	-	-		Upholstery	Klädsel		5
	1313957-1	-	-	1	-	-		Upholstery	Klädsel		5
	1360622-3	-	-	-	1	-		Upholstery	Klädsel		5
7	1360974-8	1	-	-	-	-		Door panel, l.h.	Dörrpanel, v		5
	1360976-3	-	1	-	-	-		Door panel, l.h.	Dörrpanel, v		5
	1360972-2	-	-	1	-	-		Door panel, l.h.	Dörrpanel, v		5
	1360970-6	-	-	-	1	-		Door panel, l.h.	Dörrpanel, v		5
	1360975-5	1	-	-	-	-		Door panel, r.h.	Dörrpanel, h		5
	1360977-1	-	1	-	-	-		Door panel, r.h.	Dörrpanel, h		5
	1360973-0	-	-	1	-	-		Door panel, r.h.	Dörrpanel, h		5
	1360971-4	-	-	-	1	-		Door panel, r.h.	Dörrpanel, h		5
8	1294864-2	1	-	-	-	-		•Bushing, blue	•Bussning, blå		4
	1294865-9	-	1	-	-	-		•Bushing, beige	•Bussning, beige		4
	1294867-5	-	-	1	-	-		•Bushing, brown	•Bussning, brun		4
	677003-6	-	-	-	1	-		•Bushing, black	•Bussning, svart		4
9	1313350-9	1	1	1	1	-		•Strip Blank	•List Ämne		2
10	1210439-4	6	6	6	6	-		•Clip	•Clips		3
11	1323419-0	1	-	-	-	-		•Loudspeaker grille, blue	•Högtalargaller, blå		4
	1323422-4	-	1	-	-	-		•Loudspeaker grille, beige	•Högtalargaller, beige		4
	1323421-6	-	-	1	-	-		•Loudspeaker grille, brown	•Högtalargaller, brun		4
	1323420-8	-	-	-	1	-		•Loudspeaker grille, black	•Högtalargaller, svart		4
12	944602-2	4	4	4	4	-		•Lock washer	•Låsbricka		2
13		-	-	-	-	-		Arm rest	Armstöd	SEE 88•1221	
14		-	-	-	-	-		Door pocket	Dörrfack	SEE 88•1223	
15	1360998-7	1	-	-	-	-		Door panel, l.h.	Dörrpanel, v		5
	1364000-8	-	1	-	-	-		Door panel, l.h.	Dörrpanel, v		5
	1360996-1	-	-	1	-	-		Door panel, l.h.	Dörrpanel, v		5
	1360994-6	-	-	-	1	-		Door panel, l.h.	Dörrpanel, v		5
	1360999-5	1	-	-	-	-		Door panel, r.h.	Dörrpanel, h		5
	1364001-6	-	1	-	-	-		Door panel, r.h.	Dörrpanel, h		5
	1360997-9	-	-	1	-	-		Door panel, r.h.	Dörrpanel, h		5
	1360995-3	-	-	-	1	-		Door panel, r.h.	Dörrpanel, h		5

1) Unit: Linear metre. Width of material = 150cm. / Enhet längdmeter. Metervarans bredd = 150cm.

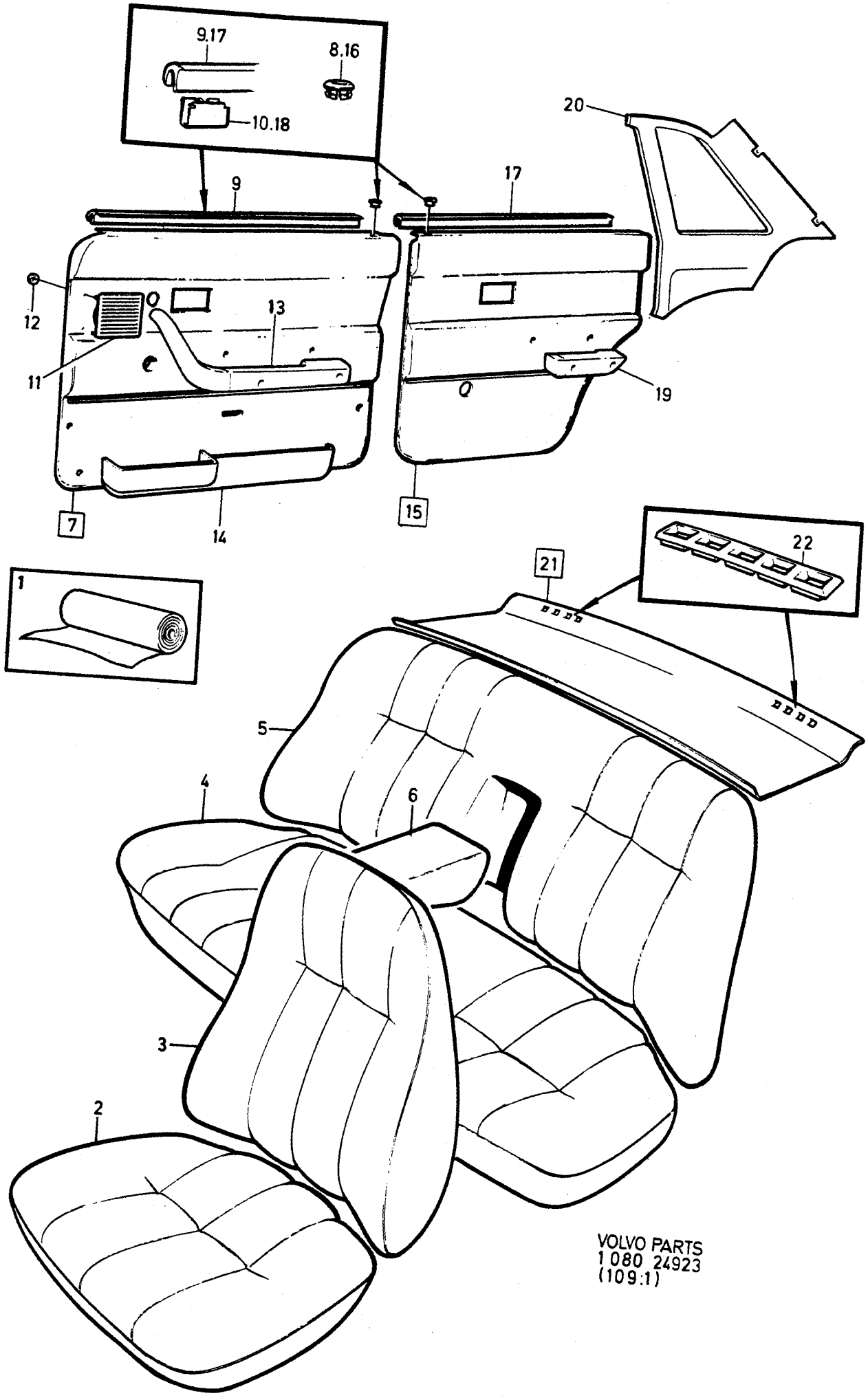
9.17
8.16
10.18
9
17
20
12
13
11
19
7
14
15
1
21
22
5
4
6
3
2
VOLVO PARTS
1 080 24923
(109:1)

A	4130
B	4131
C	4132
D	4133
E	

INTERIOR TRIM — INREDNING

Group / Grupp: 85

Page / Sida: 1025

CODE 4130, 4131, 4132, 4133

Fig	Part No. Artikel nr	Quantity /Antal A	B	C	D	E	PS	Description	Benämning	Notes Anmärkning	SR
16	1294864-2	1	-	-	-	-		•Bushing, blue	•Bussning, blå		4
	1294865-9	-	1	-	-	-		•Bushing, beige	•Bussning, beige		4
	1294867-5	-	-	1	-	-		•Bushing, brown	•Bussning, brun		4
	677003-6	-	-	-	1	-		•Bushing, black	•Bussning, svart		4
17	1313350-9	1	1	1	1	-		•Strip	•List		2
								Blank	Ämne		
18	1210439-4	6	6	6	6	-		•Clip	•Clips		3
19		-	-	-	-	-		Arm rest	Armstöd	SEE 88•1223	
20	1294674-5	1	-	-	-	-		Panel, l.h.	Panel, v		5
	1294676-0	-	1	-	-	-		Panel, l.h.	Panel, v		5
	1294680-2	-	-	1	-	-		Panel, l.h.	Panel, v		5
	1294672-9	-	-	-	1	-		Panel, l.h.	Panel, v		5
	1294675-2	1	-	-	-	-		Panel, r.h.	Panel, h		5
	1294677-8	-	1	-	-	-		Panel, r.h.	Panel, h		5
	1294681-0	-	-	1	-	-		Panel, r.h.	Panel, h		5
	1294673-7	-	-	-	1	-		Panel, r.h.	Panel, h		5
21	1364073-5	1	-	-	-	-		Rear shelf	Hatthylla	2)	5
	1295493-9	1	-	-	-	-		Rear shelf	Hatthylla	3)	5
	1364074-3	-	1	-	-	-		Rear shelf	Hatthylla	2)	5
	1295494-7	-	1	-	-	-		Rear shelf	Hatthylla	3)	5
	1364072-7	-	-	1	-	-		Rear shelf	Hatthylla	2)	5
	1295496-2	-	-	1	-	-		Rear shelf	Hatthylla	3)	5
	1364071-9	-	-	-	1	-		Rear shelf	Hatthylla	2)	5
	1264892-9	-	-	-	1	-		Rear shelf	Hatthylla	3)	5
22	1294887-3	2	-	-	-	-		•Louvre, blue	•Galler, blå		5
	1294888-1	-	2	-	-	-		•Louvre, beige	•Galler, beige		5
	1294890-7	-	-	2	-	-		•Louvre, brown	•Galler, brun		5
	1224339-0	-	-	-	2	-		•Louvre, black	•Galler, svart		5

2) Cars without anchorages for child harness. / Bilar utan infästning för barnsele.
3) Cars with anchorages for child harness. / Bilar med infästning för barnsele.

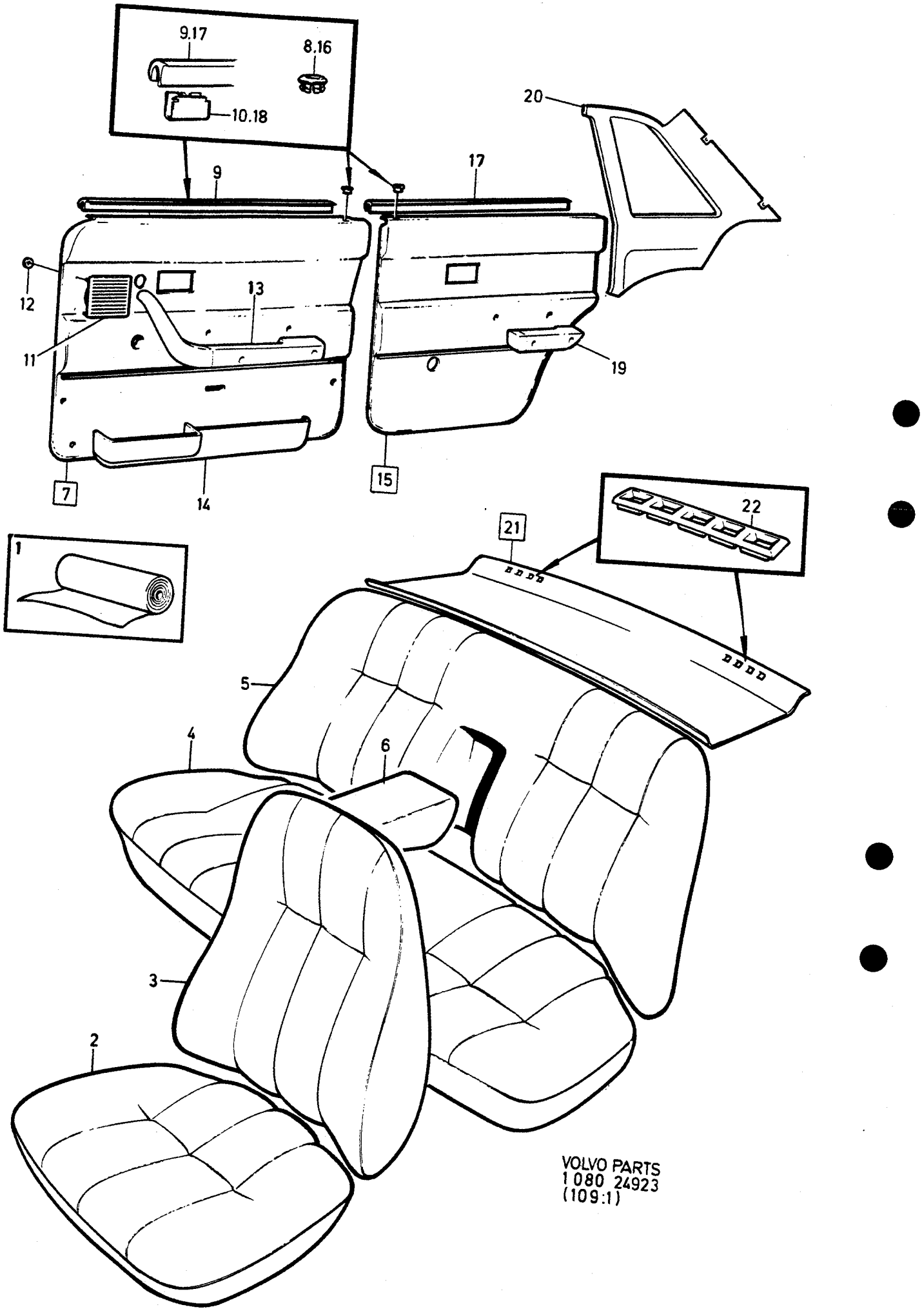
9.17
8.16
10.18
9
17
20
12
13
11
19
7
14
15
1
22
21
5
4
6
3
2
VOLVO PARTS
1 080 24923
(109:1)

A	4305
B	4306
C	4307
D	4308
E	

INTERIOR TRIM — INREDNING

Group Grupp 85

Page Sida 1027

CODE 4305, 4306, 4307, 4308

Fig	Part No. Artikel nr	Quantity /Antal A	B	C	D	E	PS	Description	Benämning	Notes Anmärkning	SR
1	699419-8	X	-	-	-	-		Coated fabric, black	Vävplast, svart	1)	6
	699577-3	X	-	-	-	-		Coated fabric, black foam back padding	Vävplast, svart skumplast laminerad	1)	6
	699661-5	-	X	-	-	-		Coated fabric, blue	Vävplast, blå	1)	5
	699662-3	-	X	-	-	-		Coated fabric, blue foam back padding	Vävplast, blå skumplast laminerad	1)	5
	699663-1	-	-	X	-	-		Coated fabric, beige	Vävplast, beige	1)	5
	699768-8	-	-	X	-	-		Coated fabric, beige foam back padding	Vävplast, beige skumplast laminerad	1)	5
	699756-3	-	-	-	X	-		Coated fabric, brown	Vävplast, brun	1)	5
	699761-3	-	-	-	X	-		Coated fabric, brown foam back padding	Vävplast, brun skumplast laminerad	1)	5
2	*1240935*	2	-	-	-	-	OP	Upholstery	Klädsel		5
	1241968-5	-	2	-	-	-		Upholstery	Klädsel		5
	1295012-7	-	-	2	-	-		Upholstery	Klädsel		5
	1295022-6	-	-	-	2	-		Upholstery	Klädsel		5
3	*1240939*	2	-	-	-	-	OP	Upholstery	Klädsel		5
	1241969-3	-	2	-	-	-		Upholstery	Klädsel		5
	1295013-5	-	-	2	-	-		Upholstery	Klädsel		5
	1295023-4	-	-	-	2	-		Upholstery	Klädsel		5
4	1240963-7	1	-	-	-	-		Upholstery	Klädsel		5
	1241978-4	-	1	-	-	-		Upholstery	Klädsel		5
	1295044-0	-	-	1	-	-		Upholstery	Klädsel		5
	1295065-5	-	-	-	1	-		Upholstery	Klädsel		5
5	1295696-7	1	-	-	-	-		Upholstery	Klädsel		5
	1295695-9	-	1	-	-	-		Upholstery	Klädsel		5
	1295698-3	-	-	1	-	-		Upholstery	Klädsel		5
	1295697-5	-	-	-	1	-		Upholstery	Klädsel		5
6	1295700-7	1	-	-	-	-		Upholstery	Klädsel		5
	1295699-1	-	1	-	-	-		Upholstery	Klädsel		5
	1295702-3	-	-	1	-	-		Upholstery	Klädsel		5
	1295701-5	-	-	-	1	-		Upholstery	Klädsel		5
7	1322251-8	1	-	-	-	-		Door panel, l.h.	Dörrpanel, v		5
	1322249-2	-	1	-	-	-		Door panel, l.h.	Dörrpanel, v		5
	1322255-9	-	-	1	-	-		Door panel, l.h.	Dörrpanel, v		5
	1322253-4	-	-	-	1	-		Door panel, l.h.	Dörrpanel, v		5
	1322252-6	1	-	-	-	-		Door panel, r.h.	Dörrpanel, h		5
	1322250-0	-	1	-	-	-		Door panel, r.h.	Dörrpanel, h		5
	1322256-7	-	-	1	-	-		Door panel, r.h.	Dörrpanel, h		5
	1322254-2	-	-	-	1	-		Door panel, r.h.	Dörrpanel, h		5
8	677003-6	1	-	-	-	-		•Bushing, black	•Bussning, svart		4
	1294864-2	-	1	-	-	-		•Bushing, blue	•Bussning, blå		4
	1294865-9	-	-	1	-	-		•Bushing, beige	•Bussning, beige		4
	1294867-5	-	-	-	1	-		•Bushing, brown	•Bussning, brun		4
9	1313350-9	1	1	1	1	-		•Strip Blank	•List Ämne		2
10	1210439-4	6	6	6	6	-		•Clip	•Clips		3
11	1323420-8	1	-	-	-	-		•Loudspeaker grille, black	•Högtalargaller, svart		4
	1323419-0	-	1	-	-	-		•Loudspeaker grille, blue	•Högtalargaller, blå		4
	1323422-4	-	-	1	-	-		•Loudspeaker grille, beige	•Högtalargaller, beige		4
	1323421-6	-	-	-	1	-		•Loudspeaker grille, brown	•Högtalargaller, brun		4
12	944602-2	4	4	4	4	-		•Lock washer	•Låsbricka		2
13		-	-	-	-	-		Arm rest	Armstöd	SEE 88•1221	
14		-	-	-	-	-		Door pocket	Dörrfack	SEE 88•1223	
15	1295434-3	1	-	-	-	-		Door panel, l.h.	Dörrpanel, v		5
	1295433-5	-	1	-	-	-		Door panel, l.h.	Dörrpanel, v		5
	1295436-8	-	-	1	-	-		Door panel, l.h.	Dörrpanel, v		5
	1295435-0	-	-	-	1	-		Door panel, l.h.	Dörrpanel, v		5

1) Unit: Linear metre. Width of material = 150cm. / Enhet längdmeter. Metervarans bredd = 150cm.

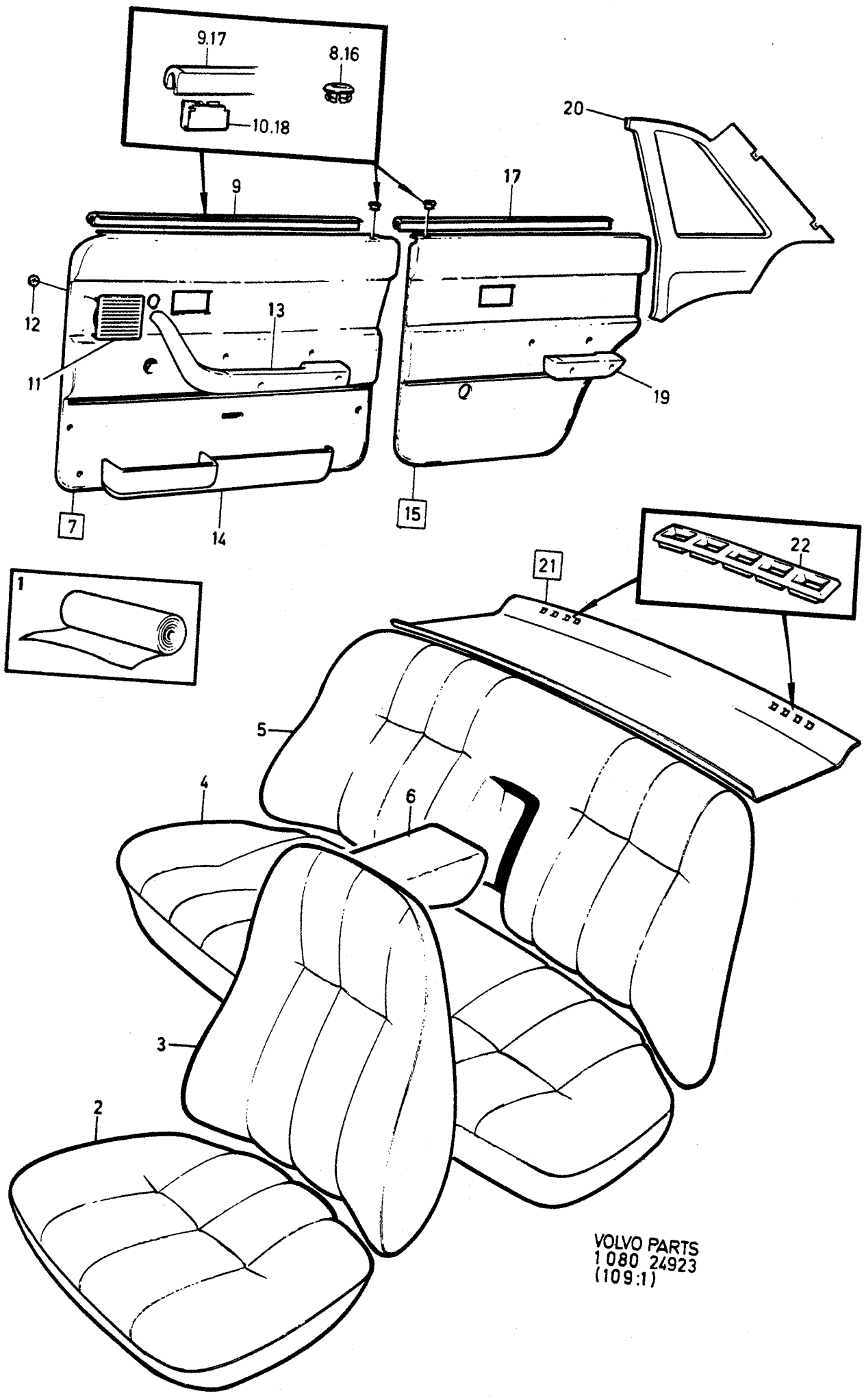
9.17
8.16
10.18
20
9
17
12
13
11
19
7
14
15
22
21
1
5
4
6
3
2
VOLVO PARTS
1 080 24923
(109:1)

A	4305
B	4306
C	4307
D	4308
E	

INTERIOR TRIM — INREDNING

Group / Grupp: 85

Page / Sida: 1029

CODE 4305, 4306, 4307, 4308

Fig	Part No. Artikel nr	Quantity /Antal A	B	C	D	E	PS	Description	Benämning	Notes Anmärkning	SR
	1295439-2	1	-	-	-	-		Door panel, r.h.	Dörrpanel, h		5
	1295438-4	-	1	-	-	-		Door panel, r.h.	Dörrpanel, h		5
	1295441-8	-	-	1	-	-		Door panel, r.h.	Dörrpanel, h		5
	1295440-0	-	-	-	1	-		Door panel, r.h.	Dörrpanel, h		5
16	677003-6	1	-	-	-	-		•Bushing, black	•Bussning, svart		4
	1294864-2	-	1	-	-	-		•Bushing, blue	•Bussning, blå		4
	1294865-9	-	-	1	-	-		•Bushing, beige	•Bussning, beige		4
	1294867-5	-	-	-	1	-		•Bushing, brown	•Bussning, brun		4
17	1313350-9	1	1	1	1	-		•Strip Blank	•List Ämne		2
18	1210439-4	6	6	6	6	-		•Clip	•Clips		3
19		-	-	-	-	-		Arm rest	Armstöd	SEE 88•1223	
20	1294672-9	1	-	-	-	-		Panel, l.h.	Panel, v		5
	1294674-5	-	1	-	-	-		Panel, l.h.	Panel, v		5
	1294676-0	-	-	1	-	-		Panel, l.h.	Panel, v		5
	1294680-2	-	-	-	1	-		Panel, l.h.	Panel, v		5
	1294673-7	1	-	-	-	-		Panel, r.h.	Panel, h		5
	1294675-2	-	1	-	-	-		Panel, r.h.	Panel, h		5
	1294677-8	-	-	1	-	-		Panel, r.h.	Panel, h		5
	1294681-0	-	-	-	1	-		Panel, r.h.	Panel, h		5
21	1364071-9	1	-	-	-	-		Rear shelf	Hatthylla	2) (1264885)	5
	1264892-9	1	-	-	-	-		Rear shelf	Hatthylla	3)	5
	1364073-5	-	1	-	-	-		Rear shelf	Hatthylla	2) (1295489)	5
	1295493-9	-	1	-	-	-		Rear shelf	Hatthylla	3)	5
	1364074-3	-	-	1	-	-		Rear shelf	Hatthylla	2) (1295490)	5
	1295494-7	-	-	1	-	-		Rear shelf	Hatthylla	3)	5
	1364072-7	-	-	-	1	-		Rear shelf	Hatthylla	2) (1295492)	5
	1295496-2	-	-	-	1	-		Rear shelf	Hatthylla	3)	5
22	1224339-0	2	-	-	-	-		•Louvre, black	•Galler, svart		5
	1294887-3	-	2	-	-	-		•Louvre, blue	•Galler, blå		5
	1294888-1	-	-	2	-	-		•Louvre, beige	•Galler, beige		5
	1294890-7	-	-	-	2	-		•Louvre, brown	•Galler, brun		5

2) Cars without anchorages for child harness. / Bilar utan infästning för barnsele.
3) Cars with anchorages for child harness. / Bilar med infästning för barnsele.

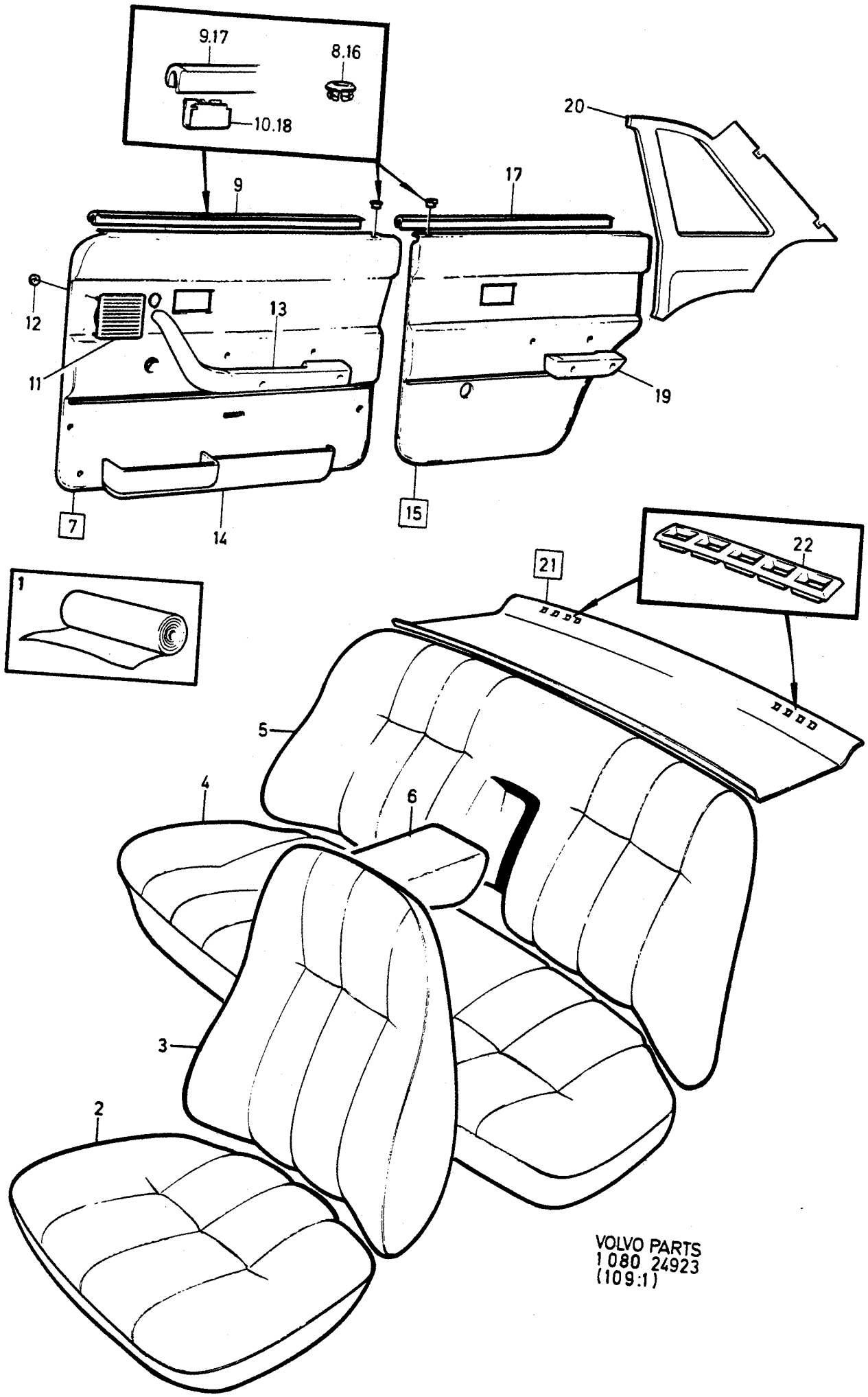
9.17
8.16
10.18
20
17
9
12
13
11
19
7
14
15
22
21
1
5
4
6
3
2
VOLVO PARTS
1080 24923
(109:1)

A	4350
B	4351
C	4352
D	4353
E	

INTERIOR TRIM — INREDNING

Group / Grupp: 85

Page / Sida: 1031

CODE 4350, 4351, 4352, 4353

Fig	Part No. Artikel nr	Quantity /Antal A	B	C	D	E	PS	Description	Benämning	Notes Anmärkning	SR
1	1313877-1	X	-	-		-		Cloth, black	Tyg, svart	1)	6
	699419-8	X	-	-	-	-		Coated fabric, black	Vävplast, svart	1)	6
	1313874-8	-	X	-	-	-		Cloth, blue	Tyg, blå	1)	6
	699661-5	-	X	-	-	-		Coated fabric, blue	Vävplast, blå	1)	5
	1313878-9	-	-	X	-	-		Cloth, beige	Tyg, beige	1)	6
	699663-1	-	-	X	-	-		Coated fabric, beige	Vävplast, beige	1)	5
	1313875-5	-	-	-	X	-		Cloth, brown	Tyg, brun	1)	6
	699756-3	-	-	-	X	-		Coated fabric, brown	Vävplast, brun	1)	5
2	1313815-1	2	-	-	-	-		Upholstery	Klädsel		5
	1313812-8	-	2	-	-	-		Upholstery	Klädsel		5
	1313816-9	-	-	2	-	-		Upholstery	Klädsel		5
	1313813-6	-	-	-	2	-		Upholstery	Klädsel		5
3	1313822-7	2	-	-	-	-		Upholstery	Klädsel		5
	1313819-3	-	2	-	-	-		Upholstery	Klädsel		5
	1313823-5	-	-	2	-	-		Upholstery	Klädsel		5
	1313820-1	-	-	-	2	-		Upholstery	Klädsel		5
4	1313829-2	1	-	-	-	-		Upholstery	Klädsel		5
	1313826-8	-	1	-	-	-		Upholstery	Klädsel		5
	1313830-0	-	-	1	-	-		Upholstery	Klädsel		5
	1313827-6	-	-	-	1	-		Upholstery	Klädsel		5
5	1313836-7	1	-	-	-	-		Upholstery	Klädsel		5
	1313833-4	-	1	-	-	-		Upholstery	Klädsel		5
	1313837-5	-	-	1	-	-		Upholstery	Klädsel		5
	1313834-2	-	-	-	1	-		Upholstery	Klädsel		5
6	1313843-3	1	-	-	-	-		Upholstery	Klädsel		5
	1313840-9	-	1	-	-	-		Upholstery	Klädsel		5
	1313844-1	-	-	1	-	-		Upholstery	Klädsel		5
	1313841-7	-	-	-	1	-		Upholstery	Klädsel		5
7	1322251-8	1	-	-	-	-		Door panel, l.h.	Dörrpanel, v		5
	1322249-2	-	1	-	-	-		Door panel, l.h.	Dörrpanel, v		5
	1322255-9	-	-	1	-	-		Door panel, l.h.	Dörrpanel, v		5
	1322253-4	-	-	-	1	-		Door panel, l.h.	Dörrpanel, v		5
	1322252-6	1	-	-	-	-		Door panel, r.h.	Dörrpanel, h		5
	1322250-0	-	1	-	-	-		Door panel, r.h.	Dörrpanel, h		5
	1322256-7	-	-	1	-	-		Door panel, r.h.	Dörrpanel, h		5
	1322253-4	-	-	-	1	-		Door panel, l.h.	Dörrpanel, v		5
8	677003-6	1	-	-	-	-		• Bushing, black	• Bussning, svart		4
	1294864-2	-	1	-	-	-		• Bushing, blue	• Bussning, blå		4
	1294865-9	-	-	1	-	-		• Bushing, beige	• Bussning, beige		4
	1294867-5	-	-	-	1	-		• Bushing, brown	• Bussning, brun		4
9	1313350-9	1	1	1	1	-		• Strip	• List		2
								Blank	Ämne		
10	1210439-4	6	6	6	6	-		• Clip	• Clips		3
11	1323420-8	1	-	-	-	-		• Loudspeaker grille, black	• Högtalargaller, svart		4
	1323419-0	-	1	-	-	-		• Loudspeaker grille, blue	• Högtalargaller, blå		4
	1323422-4	-	-	1	-	-		• Loudspeaker grille, beige	• Högtalargaller, beige		4
	1323421-6	-	-	-	1	-		• Loudspeaker grille, brown	• Högtalargaller, brun		4
12	944602-2	4	4	4	4	-		• Lock washer	• Låsbricka		2
13		-	-	-	-	-		Arm rest	Armstöd	SEE 88•1221	
14		-	-	-	-	-		Door pocket	Dörrfack	SEE 88•1223	
15	1295434-3	1	-	-	-	-		Door panel, l.h.	Dörrpanel, v		5
	1295433-5	-	1	-	-	-		Door panel, l.h.	Dörrpanel, v		5
	1295436-8	-	-	1	-	-		Door panel, l.h.	Dörrpanel, v		5
	1295435-0	-	-	-	1	-		Door panel, l.h.	Dörrpanel, v		5
	1295439-2	1	-	-	-	-		Door panel, r.h.	Dörrpanel, h		5
	1295438-4	-	1	-	-	-		Door panel, r.h.	Dörrpanel, h		5
	1295441-8	-	-	1	-	-		Door panel, r.h.	Dörrpanel, h		5
	1295440-0	-	-	-	1	-		Door panel, r.h.	Dörrpanel, h		5
16	677003-6	1	-	-	-	-		• Bushing, black	• Bussning, svart		4

1) Unit: Linear metre. Width of material = 150cm. / Enhet längdmeter. Metervarans bredd = 150cm.

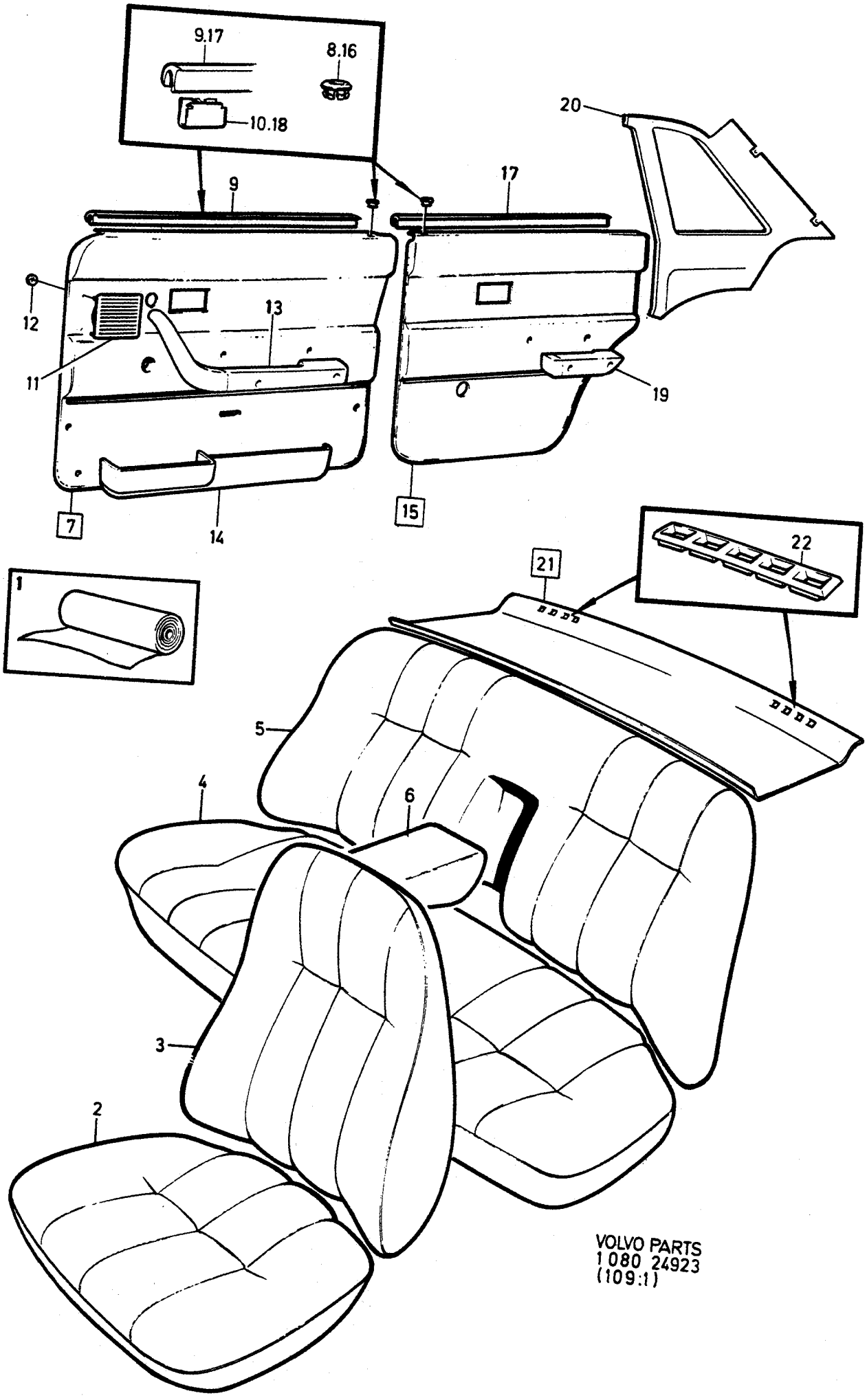
9.17
8.16
10.18
20
9
17
12
13
11
19
7
14
15
1
22
21
5
4
6
3
2
VOLVO PARTS
1 080 24923
(109:1)

A	4350
B	4351
C	4352
D	4353
E	

INTERIOR TRIM — INREDNING

Group / Grupp 85

Page / Sida 1033

CODE 4350, 4351, 4352, 4353

Fig	Part No. Artikel nr	Quantity /Antal A	B	C	D	E	PS	Description	Benämning	Notes Anmärkning	SR
	1294864-2	-	1	-	-	-		•Bushing, blue	•Bussning, blå		4
	1294865-9	-	-	1	-	-		•Bushing, beige	•Bussning, beige		4
	1294867-5	-	-	-	1	-		•Bushing, brown	•Bussning, brun		4
17	1313350-9	1	1	1	1	-		•Strip Blank	•List Ämne		2
18	1210439-4	6	6	6	6	-		•Clip	•Clips		3
19		-	-	-	-	-		Arm rest	Armstöd	SEE 88•1223	
20	1294672-9	1	-	-	-	-		Panel, l.h.	Panel, v		5
	1294674-5	-	1	-	-	-		Panel, l.h.	Panel, v		5
	1294676-0	-	-	1	-	-		Panel, l.h.	Panel, v		5
	1294680-2	-	-	-	1	-		Panel, l.h.	Panel, v		5
	1294673-7	1	-	-	-	-		Panel, r.h.	Panel, h		5
	1294675-2	-	1	-	-	-		Panel, r.h.	Panel, h		5
	1294677-8	-	-	1	-	-		Panel, r.h.	Panel, h		5
	1294681-0	-	-	-	1	-		Panel, r.h.	Panel, h		5
21	1364071-9	1	-	-	-	-		Rear shelf	Hatthylla	2) (1264885)	5
	1264892-9	1	-	-	-	-		Rear shelf	Hatthylla	3)	5
	1364073-5	-	1	-	-	-		Rear shelf	Hatthylla	2) (1295489)	5
	1295493-9	-	1	-	-	-		Rear shelf	Hatthylla	3)	5
	1364074-3	-	-	1	-	-		Rear shelf	Hatthylla	2) (1295490)	5
	1295494-7	-	-	1	-	-		Rear shelf	Hatthylla	3)	5
	1364072-7	-	-	-	1	-		Rear shelf	Hatthylla	2) (1295492)	5
	1295496-2	-	-	-	1	-		Rear shelf	Hatthylla	3)	5
22	1224339-0	2	-	-	-	-		•Louvre, black	•Galler, svart		5
	1294887-3	-	2	-	-	-		•Louvre, blue	•Galler, blå		5
	1294888-1	-	-	2	-	-		•Louvre, beige	•Galler, beige		5
	1294890-7	-	-	-	2	-		•Louvre, brown	•Galler, brun		5

2) Cars without anchorages for child harness. / Bilar utan infästning för barnsele.
3) Cars with anchorages for child harness. / Bilar med infästning för barnsele.

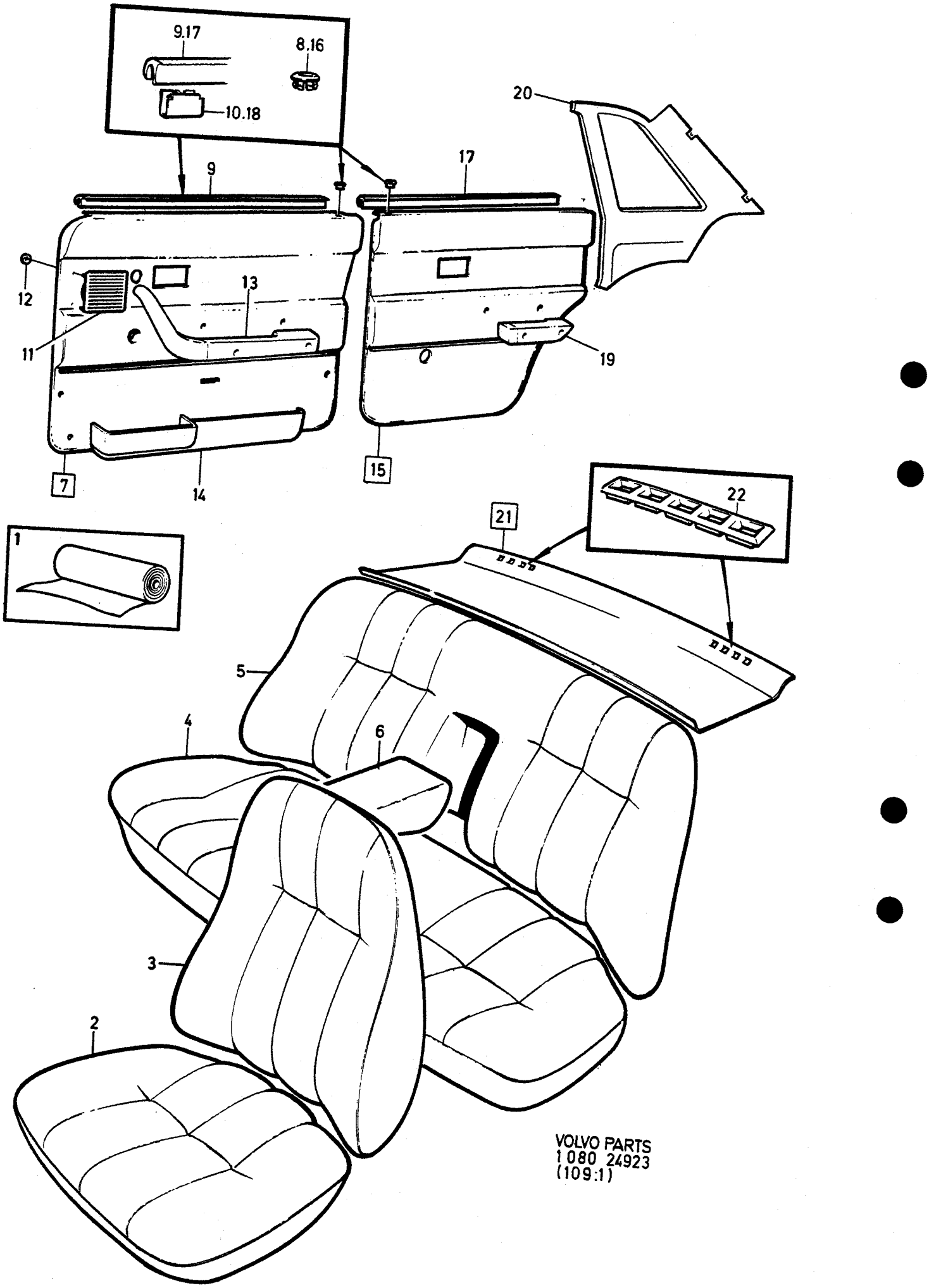
9.17
8.16
10.18
20
17
9
12
13
11
19
7
14
15
22
21
1
5
4
6
3
2
VOLVO PARTS
1080 24923
(109:1)

A	4354	INTERIOR TRIM	INREDNING	Group Grupp 85
B				Page Sida 1035
C				
D				
E		CODE 4354		

Fig	Part No. Artikel nr	Quantity /Antal A	B	C	D	E	PS	Description	Benämning	Notes Anmärkning	SR
1	1313879-7	X	-	-	-	-		Cloth, red	Tyg, röd	1)	6
	699419-8	X	-	-	-	-		Coated fabric, black	Vävplast, svart	1)	6
2	1313817-7	2	-	-	-	-		Upholstery	Klädsel		5
3	1313824-3	2	-	-	-	-		Upholstery	Klädsel		5
4	1313831-8	1	-	-	-	-		Upholstery	Klädsel		5
5	1313838-3	1	-	-	-	-		Upholstery	Klädsel		5
6	1313845-8	1	-	-	-	-		Upholstery	Klädsel		5
7	1322251-8	1	-	-	-	-		Door panel, l.h.	Dörrpanel, v		5
	1322252-6	1	-	-	-	-		Door panel, r.h.	Dörrpanel, h		5
8	677003-6	1	-	-	-	-		•Bushing, black	•Bussning, svart		4
9	1313350-9	1	-	-	-	-		•Strip Blank	•List Ämne		2
10	1210439-4	6	-	-	-	-		•Clip	•Clips		3
11	1323420-8	1	-	-	-	-		•Loudspeaker grille, black	•Högtalargaller, svart		4
12	944602-2	4	-	-	-	-		•Lock washer	•Låsbricka		2
13		-	-	-	-	-		Arm rest	Armstöd	SEE 88•1221	
14		-	-	-	-	-		Door pocket	Dörrfack	SEE 88•1223	
15	1295434-3	1	-	-	-	-		Door panel, l.h.	Dörrpanel, v		5
	1295439-2	1	-	-	-	-		Door panel, r.h.	Dörrpanel, h		5
16	677003-6	1	-	-	-	-		•Bushing, black	•Bussning, svart		4
17	1313350-9	1	-	-	-	-		•Strip Blank	•List Ämne		2
18	1210439-4	6	-	-	-	-		•Clip	•Clips		3
19		-	-	-	-	-		Arm rest	Armstöd	SEE 88•1223	
20	1294672-9	1	-	-	-	-		Panel, l.h.	Panel, v		5
	1294673-7	1	-	-	-	-		Panel, r.h.	Panel, h		5
21	1364071-9	1	-	-	-	-		Rear shelf	Hatthylla	2) (1264885)	5
	1264892-9	1	-	-	-	-		Rear shelf	Hatthylla	3)	5
22	1224339-0	2	-	-	-	-		•Louvre, black	•Galler, svart		5

1) Unit: Linear metre. Width of material = 150cm. / Enhet längdmeter. Metervarans bredd = 150cm.
2) Cars without anchorages for child harness. / Bilar utan infästning för barnsele.
3) Cars with anchorages for child harness. / Bilar med infästning för barnsele.

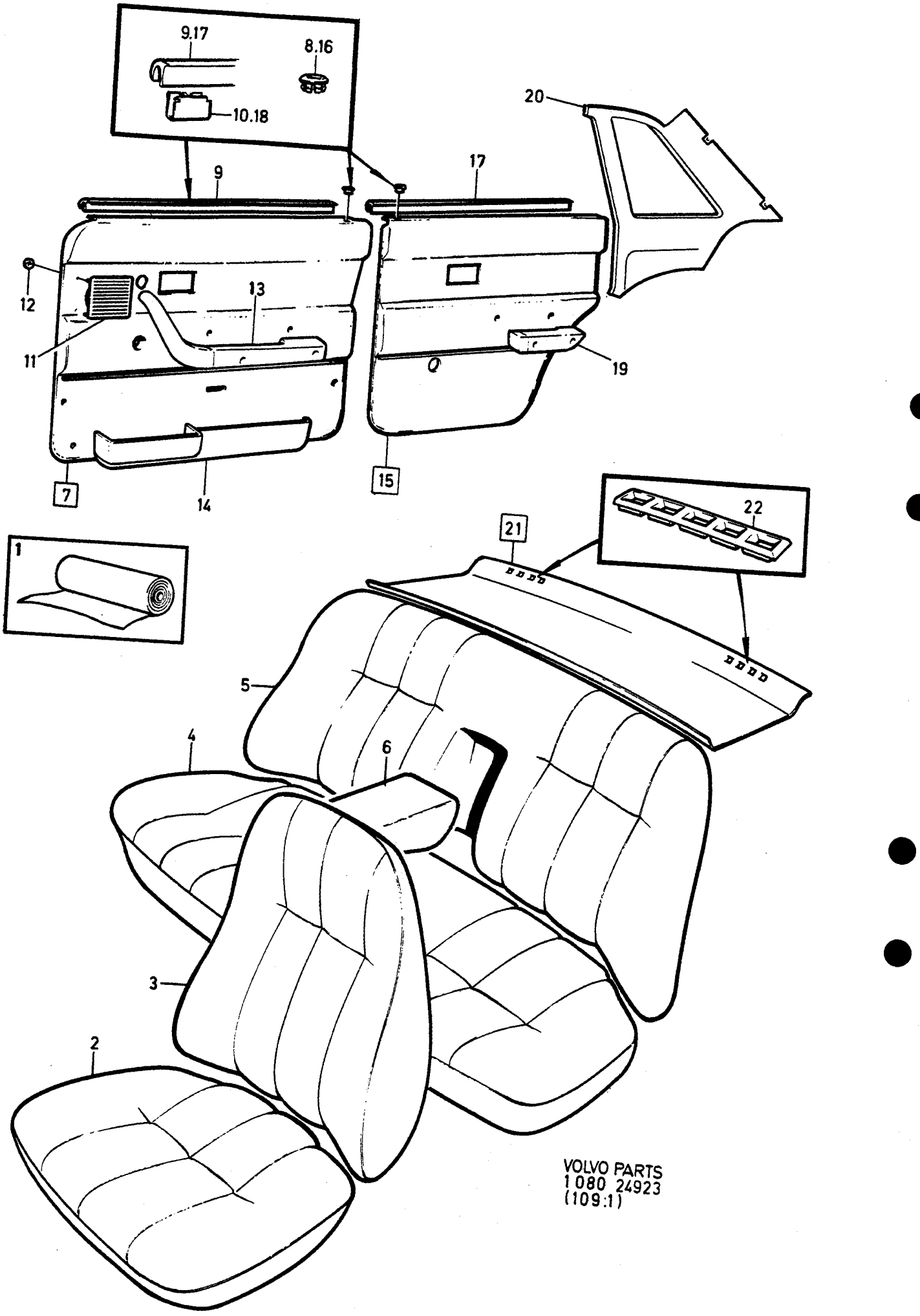
9.17
8.16
10.18
9
17
20
12
13
11
19
7
14
15
1
22
21
5
4
6
3
2
VOLVO PARTS
1080 24923
(109:1)

A	4360
B	4361
C	4362
D	4363
E	

INTERIOR TRIM — INREDNING

Group / Grupp 85

Page / Sida 1037

CODE 4360, 4361, 4362, 4363

Fig	Part No. / Artikel nr	Quantity /Antal A	B	C	D	E	PS	Description	Benämning	Notes / Anmärkning	SR
1	1313994-4	X	-	-	-	-		Cloth, blue	Tyg, blå	1)	6
	699661-5	X	-	-	-	-		Coated fabric, blue	Vävplast, blå	1)	5
	1313997-7	-	X	-	-	-		Cloth, beige	Tyg, beige	1)	6
	699663-1	-	X	-	-	-		Coated fabric, beige	Vävplast, beige	1)	5
	1313995-1	-	-	X	-	-		Cloth, brown	Tyg, brun	1)	6
	699756-3	-	-	X	-	-		Coated fabric, brown	Vävplast, brun	1)	5
	1313996-9	-	-	-	X	-		Cloth, grey	Tyg, grå	1)	6
	699757	-	-	-	X	-	OP	Coated fabric, grey	Vävplast, grå	1)	5
2	1313936-5	2	-	-	-	-		Upholstery	Klädsel		5
	1313939-9	-	2	-	-	-		Upholstery	Klädsel		5
	1313937-3	-	-	2	-	-		Upholstery	Klädsel		5
	1313938	-	-	-	2	-	OP	Upholstery	Klädsel		5
3	1313941-5	2	-	-	-	-		Upholstery	Klädsel		5
	1313944-9	-	2	-	-	-		Upholstery	Klädsel		5
	1313942-3	-	-	2	-	-		Upholstery	Klädsel		5
	1313943-1	-	-	-	2	-		Upholstery	Klädsel		5
4	1313946-4	1	-	-	-	-		Upholstery	Klädsel		5
	1313949-8	-	1	-	-	-		Upholstery	Klädsel		5
	1313947-2	-	-	1	-	-		Upholstery	Klädsel		5
	1313948-0	-	-	-	1	-		Upholstery	Klädsel		5
5	1313951-4	1	-	-	-	-		Upholstery	Klädsel		5
	1313954-8	-	1	-	-	-		Upholstery	Klädsel		5
	1313952-2	-	-	1	-	-		Upholstery	Klädsel		5
	1313953-0	-	-	-	1	-		Upholstery	Klädsel		5
6	1313956-3	1	-	-	-	-		Upholstery	Klädsel		5
	1313959-7	-	1	-	-	-		Upholstery	Klädsel		5
	1313957-1	-	-	1	-	-		Upholstery	Klädsel		5
	1313958-9	-	-	-	1	-		Upholstery	Klädsel		5
7	1360580-3	1	-	-	-	-		Door panel, l.h.	Dörrpanel, v		5
	1360582-9	-	1	-	-	-		Door panel, l.h.	Dörrpanel, v		5
	1360578-7	-	-	1	-	-		Door panel, l.h.	Dörrpanel, v		5
	1350726-4	-	-	-	1	-		Door panel, l.h.	Dörrpanel, v		5
	1360581-1	1	-	-	-	-		Door panel, r.h.	Dörrpanel, h		5
	1360583-7	-	1	-	-	-		Door panel, r.h.	Dörrpanel, h		5
	1360579-5	-	-	1	-	-		Door panel, r.h.	Dörrpanel, h		5
	1350727-2	-	-	-	1	-		Door panel, r.h.	Dörrpanel, h		5
8	1294864-2	1	-	-	-	-		•Bushing, blue	•Bussning, blå		4
	1294865-9	-	1	-	-	-		•Bushing, beige	•Bussning, beige		4
	1294867-5	-	-	1	-	-		•Bushing, brown	•Bussning, brun		4
	1294866-7	-	-	-	1	-		•Bushing, grey	•Bussning, grå		4
9	1313350-9	1	1	1	1	-		•Strip	•List		2
								Blank	Ämne		
10	1210439-4	6	6	6	6	-		•Clip	•Clips		3
11	1323419-0	1	-	-	-	-		•Loudspeaker grille, blue	•Högtalargaller, blå		4
	1323422-4	-	1	-	-	-		•Loudspeaker grille, beige	•Högtalargaller, beige		4
	1323421-6	-	-	1	-	-		•Loudspeaker grille, brown	•Högtalargaller, brun		4
	1323423-2	-	-	-	1	-		•Loudspeaker grille, grey	•Högtalargaller, grå		4
12	944602-2	4	4	4	4	-		•Lock washer	•Låsbricka		2
13		-	-	-	-	-		Arm rest	Armstöd	SEE 88•1221	
14		-	-	-	-	-		Door pocket	Dörrfack	SEE 88•1223	
15	1360586-0	1	-	-	-	-		Door panel, l.h.	Dörrpanel, v		5
	1360588-6	-	1	-	-	-		Door panel, l.h.	Dörrpanel, v		5
	1360584-5	-	-	1	-	-		Door panel, l.h.	Dörrpanel, v		5
	1350730-6	-	-	-	1	-		Door panel, l.h.	Dörrpanel, v		5
	1360587-8	1	-	-	-	-		Door panel, r.h.	Dörrpanel, h		5
	1360589-4	-	1	-	-	-		Door panel, r.h.	Dörrpanel, h		5
	1360585-2	-	-	1	-	-		Door panel, r.h.	Dörrpanel, h		5
	1350731-4	-	-	-	1	-		Door panel, r.h.	Dörrpanel, h		5

1) Unit: Linear metre. Width of material = 150cm. / Enhet längdmeter. Metervarans bredd = 150cm.

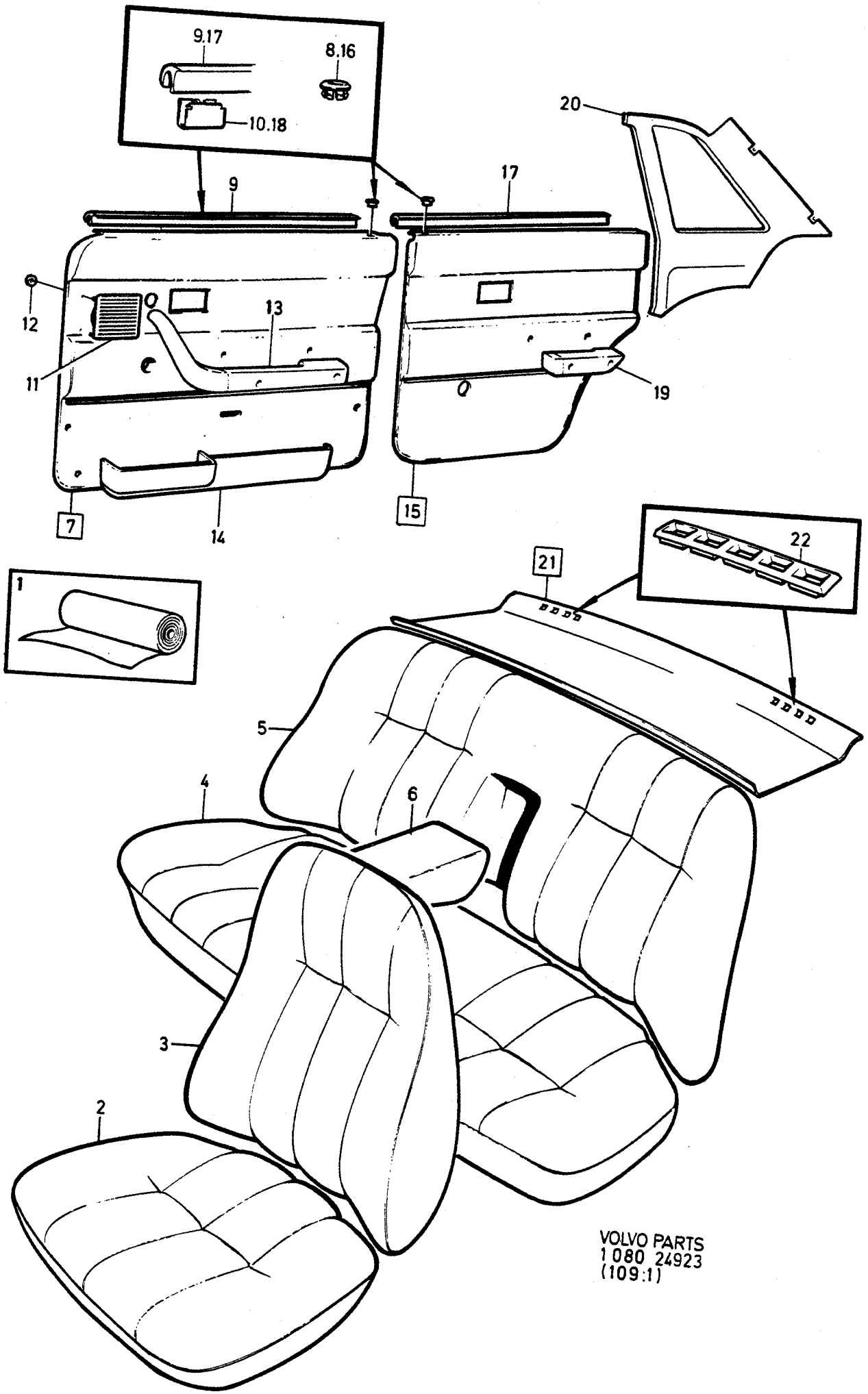
9.17
8.16
10.18
20
9
17
12
13
11
19
7
14
15
22
21
1
5
4
6
3
2
VOLVO PARTS
1080 24923
(109:1)

A	4360
B	4361
C	4362
D	4363
E	

INTERIOR TRIM — INREDNING

Group / Grupp 85

Page / Sida 1039

CODE 4360, 4361, 4362, 4363

Fig	Part No. Artikel nr	Quantity /Antal A	B	C	D	E	PS	Description	Benämning	Notes Anmärkning	SR
16	1294864-2	1	-	-	-	-		• Bushing, blue	• Bussning, blå		4
	1294865-9	-	1	-	-	-		• Bushing, beige	• Bussning, beige		4
	1294867-5	-	-	1	-	-		• Bushing, brown	• Bussning, brun		4
	1294866-7	-	-	-	1	-		• Bushing, grey	• Bussning, grå		4
17	1313350-9	1	1	1	1	-		• Strip Blank	• List Ämne		2
18	1210439-4	6	6	6	6	-		• Clip	• Clips		3
19		-	-	-	-	-		Arm rest	Armstöd	SEE 88 • 1223	
20	1294674-5	1	-	-	-	-		Panel, l.h.	Panel, v		5
	1294676-0	-	1	-	-	-		Panel, l.h.	Panel, v		5
	1294680-2	-	-	1	-	-		Panel, l.h.	Panel, v		5
	1294678-6	-	-	-	1	-		Panel, l.h.	Panel, v		5
	1294675-2	1	-	-	-	-		Panel, r.h.	Panel, h		5
	1294677-8	-	1	-	-	-		Panel, r.h.	Panel, h		5
	1294681-0	-	-	1	-	-		Panel, r.h.	Panel, h		5
	1294679-4	-	-	-	1	-		Panel, r.h.	Panel, h		5
21	1364073-5	1	-	-	-	-		Rear shelf	Hatthylla	2) (1295489)	5
	1295493-9	1	-	-	-	-		Rear shelf	Hatthylla	3)	5
	1364074-3	-	1	-	-	-		Rear shelf	Hatthylla	2) (1295490)	5
	1295494-7	-	1	-	-	-		Rear shelf	Hatthylla	3)	5
	1364072-7	-	-	1	-	-		Rear shelf	Hatthylla	2) (1295492)	5
	1295496-2	-	-	1	-	-		Rear shelf	Hatthylla	3)	5
	1295491-3	-	-	-	1	-		Rear shelf	Hatthylla	2)	5
	1295495-4	-	-	-	1	-		Rear shelf	Hatthylla	3)	5
22	1294887-3	2	-	-	-	-		• Louvre, blue	• Galler, blå		5
	1294888-1	-	2	-	-	-		• Louvre, beige	• Galler, beige		5
	1294890-7	-	-	2	-	-		• Louvre, brown	• Galler, brun		5
	1294889-9	-	-	-	2	-		• Louvre, grey	• Galler, grå		5

2) Cars without anchorages for child harness. / Bilar utan infästning för barnsele.
3) Cars with anchorages for child harness. / Bilar med infästning för barnsele.

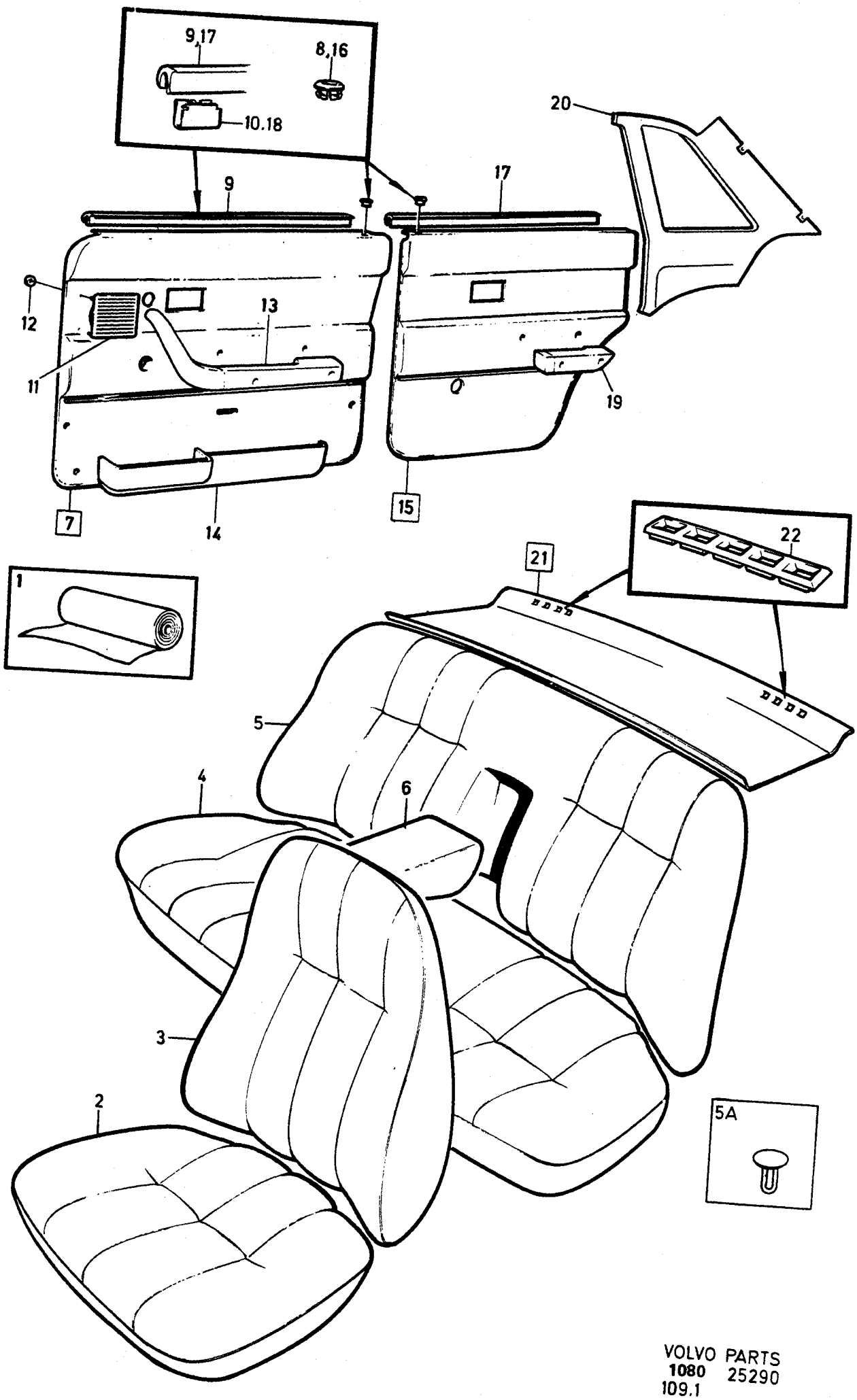
9,17
8,16
10.18
20
9
17
12
13
11
19
7
14
15
22
21
1
5
4
6
3
2
5A

A	4700
B	4701
C	4703
D	4704
E	

INTERIOR TRIM — INREDNING

Group / Grupp 85

Page / Sida 1041

CODE 4700, 4701, 4703, 4704

Fig	Part No. Artikel nr	Quantity /Antal A	B	C	D	E	PS	Description	Benämning	Notes Anmärkning	SR
1		X	-	-	-	-	NS	Leather, black	Läder, svart		
	699419-8	X	-	-	-	-		Coated fabric, black	Vävplast, svart	1)	6
		-	X	-	-	-	NS	Leather, beige	Läder, beige		
	699663-1	-	X	-	-	-		Coated fabric, beige	Vävplast, beige	1)	5
	699659-9	-	-	X	-	-		Plush, beige	Plysch, beige	1)	5
	699991-6	-	-	X	-	-		Plush, beige striped structure	Plysch, beige randig struktur	1)	5
	699737-3	-	-	-	X	-		Plush, brown	Plysch, brun	1)	5
	699990-8	-	-	-	X	-		Plush, brown striped structure	Plysch, brun randig struktur	1)	5
☆ 2	3506687-7	2	-	-	-	-		Upholstery	Klädsel	(1242639)	5
☆	3506689-3	-	2	-	-	-		Upholstery	Klädsel	(1242640)	5
	1242087-3	-	-	2	-	-		Upholstery	Klädsel		5
	1295028-3	-	-	-	2	-		Upholstery	Klädsel		5
3	1242641-7	2	-	-	-	-		Upholstery	Klädsel		5
	1242642-5	-	2	-	-	-		Upholstery	Klädsel		5
	1242089-9	-	-	2	-	-		Upholstery	Klädsel		5
	1295029-1	-	-	-	2	-		Upholstery	Klädsel		5
4	1242643-3	1	-	-	-	-		Upholstery	Klädsel		5
	1242644-1	-	1	-	-	-		Upholstery	Klädsel		5
	1242091-5	-	-	1	-	-		Upholstery	Klädsel		5
	1295093-7	-	-	-	1	-		Upholstery	Klädsel		5
☆ 5	3506777-6	1	-	-	-	-		Upholstery	Klädsel	(1295703)	5
☆	1364504-9	-	1	-	-	-		Upholstery	Klädsel		5
	1295709-8	-	-	1	-	-		Upholstery	Klädsel		5
	1295708-0	-	-	-	1	-		Upholstery	Klädsel		5
5a	699795-1	X	-	-	-	-		•Button	•Knapp		5
	699796-9	-	X	-	-	-		•Button	•Knapp		5
6	1295705-6	1	-	-	-	-		Upholstery	Klädsel		5
	1295706-4	-	1	-	-	-		Upholstery	Klädsel		5
	1295713-0	-	-	1	-	-		Upholstery	Klädsel		5
	1295712-2	-	-	-	1	-		Upholstery	Klädsel		5
7	1322261-7	1	-	-	-	-		Door panel, l.h.	Dörrpanel, v		5
	1322265-8	-	1	1	-	-		Door panel, l.h.	Dörrpanel, v		5
	1322263-3	-	-	-	1	-		Door panel, l.h.	Dörrpanel, v		5
	1322262-5	1	-	-	-	-		Door panel, r.h.	Dörrpanel, h		5
	1322266-6	-	1	1	-	-		Door panel, r.h.	Dörrpanel, h		5
	1322264-1	-	-	-	1	-		Door panel, r.h.	Dörrpanel, h		5
8	677003-6	1	-	-	-	-		•Bushing, black	•Bussning, svart		4
	1294865-9	-	1	1	-	-		•Bushing, beige	•Bussning, beige		4
	1294867-5	-	-	-	1	-		•Bushing, brown	•Bussning, brun		4
9	1313350-9	1	1	1	1	-		•Strip Blank	•List Ämne		2
10	1210439-4	6	6	6	6	-		•Clip	•Clips		3
11	1323420-8	1	-	-	-	-		•Loudspeaker grille, black	•Högtalargaller, svart		4
	1323422-4	-	1	1	-	-		•Loudspeaker grille, beige	•Högtalargaller, beige		4
	1323421-6	-	-	-	1	-		•Loudspeaker grille, brown	•Högtalargaller, brun		4
12	944602-2	4	4	4	4	-		•Lock washer	•Låsbricka		2
13		-	-	-	-	-		Arm rest	Armstöd	SEE 88•1221	
14		-	-	-	-	-		Door pocket	Dörrfack	SEE 88•1223	
15	1322711-1	1	-	-	-	-		Door panel, l.h.	Dörrpanel, v		5
	1322719-4	-	1	1	-	-		Door panel, l.h.	Dörrpanel, v		5
	1322715-2	-	-	-	1	-		Door panel, l.h.	Dörrpanel, v		5
	1322712-9	1	-	-	-	-		Door panel, r.h.	Dörrpanel, h		5
	1322720-2	-	1	1	-	-		Door panel, r.h.	Dörrpanel, h		5
	1322716-0	-	-	-	1	-		Door panel, r.h.	Dörrpanel, h		5
16	677003-6	1	-	-	-	-		•Bushing, black	•Bussning, svart		4
	1294865-9	-	1	1	-	-		•Bushing, beige	•Bussning, beige		4
	1294867-5	-	-	-	1	-		•Bushing, brown	•Bussning, brun		4
17	1313350-9	1	1	1	1	-		•Strip Blank	•List Ämne		2

1) Unit: Linear metre. Width of material = 150cm. / Enhet längdmeter. Metervarans bredd = 150cm.

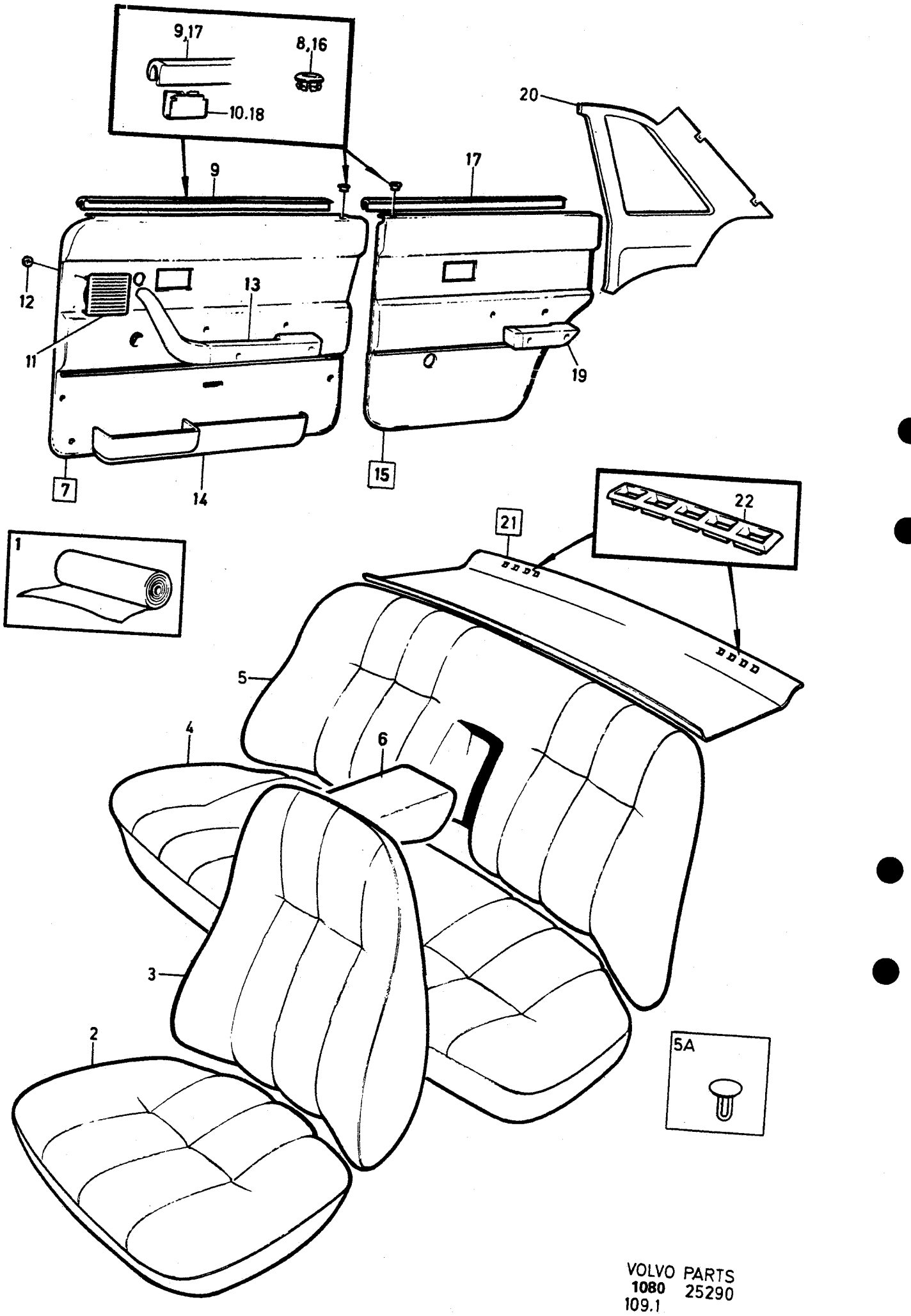
9,17
8,16
10.18
20
17
9
12
13
11
19
7
14
15
22
21
1
5
4
6
3
2
5A

A	4700
B	4701
C	4703
D	4704
E	

INTERIOR TRIM — INREDNING

Group / Grupp: 85

Page / Sida: 1043

CODE 4700, 4701, 4703, 4704

Fig	Part No. Artikel nr	Quantity /Antal A	B	C	D	E	PS	Description	Benämning	Notes Anmärkning	SR
18	1210439-4	6	6	6	6	-		•Clip	•Clips		3
19		-	-	-	-	-		Arm rest	Armstöd	SEE 88•1223	
20	1360822-9	1	-	-	-	-		Panel, l.h.	Panel, v	(1294682)	5
	1360826-0	-	1	1	-	-		Panel, l.h.	Panel, v	(1294686)	5
	1360830-2	-	-	-	1	-		Panel, l.h.	Panel, v	(1294690)	5
	1360823-7	1	-	-	-	-		Panel, r.h.	Panel, h	(1294683)	5
	1360827-8	-	1	1	-	-		Panel, r.h.	Panel, h	(1294687)	5
	1360831-0	-	-	-	1	-		Panel, r.h.	Panel, h	(1294691)	5
21	1364071-9	1	-	-	-	-		Rear shelf	Hatthylla	2) (1264885)	5
	1264892-9	1	-	-	-	-		Rear shelf	Hatthylla	3)	5
	1364074-3	-	1	1	-	-		Rear shelf	Hatthylla	2) (1295490)	5
	1295494-7	-	1	1	-	-		Rear shelf	Hatthylla	3)	5
	1364072-7	-	-	-	1	-		Rear shelf	Hatthylla	2) (1295492)	5
	1295496-2	-	-	-	1	-		Rear shelf	Hatthylla	3)	5
22	1224339-0	2	-	-	-	-		•Louvre, black	•Galler, svart		5
	1294888-1	-	2	2	-	-		•Louvre, beige	•Galler, beige		5
	1294890-7	-	-	-	2	-		•Louvre, brown	•Galler, brun		5

2) Cars without anchorages for child harness. / Bilar utan infästning för barnsele.
3) Cars with anchorages for child harness. / Bilar med infästning för barnsele.
3) Cars with anchorages for child harness. / Bilar med infästning för barnsele.

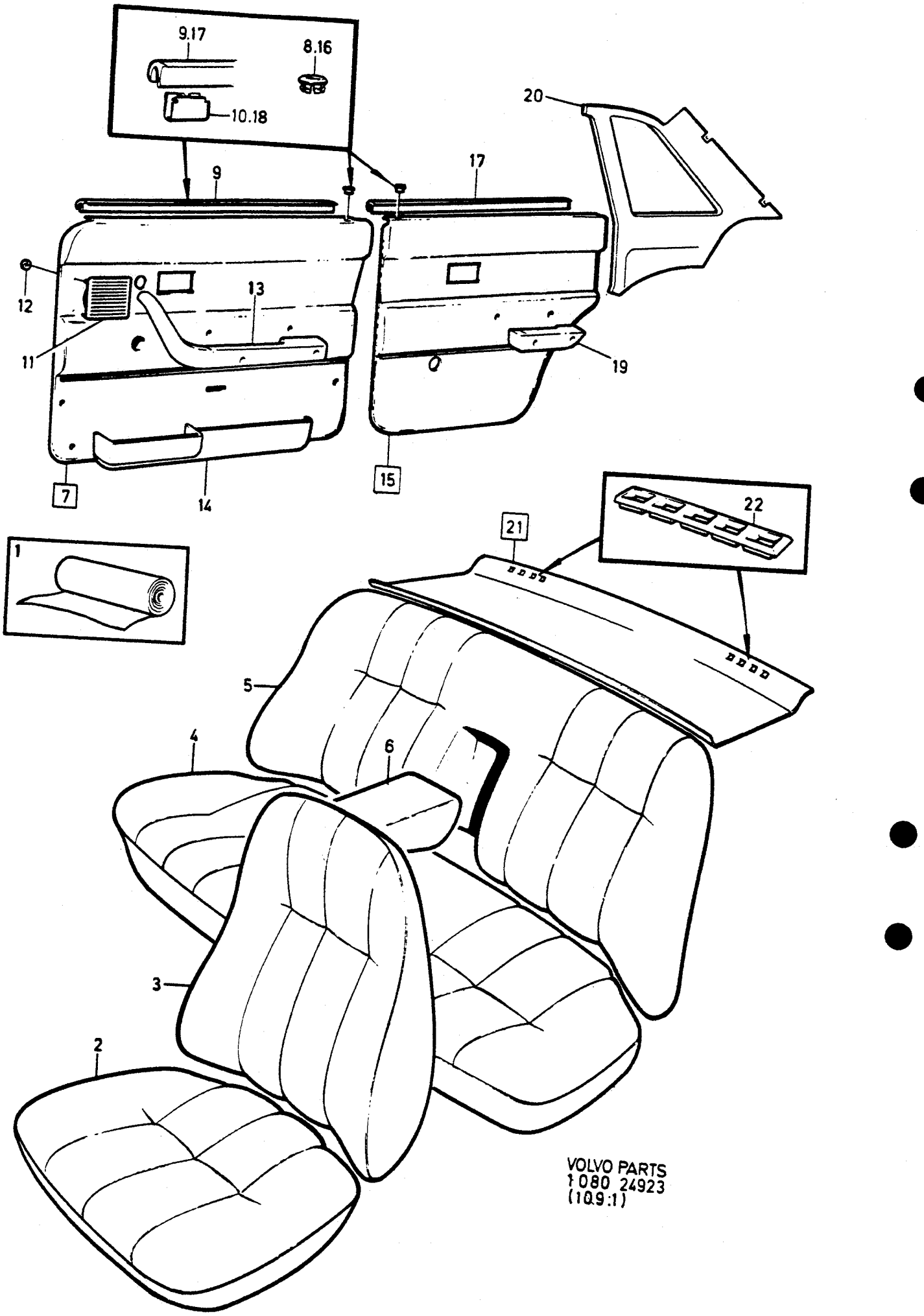
9.17
8.16
10.18
20
17
9
12
13
11
19
7
14
15
22
21
1
5
4
6
3
2
VOLVO PARTS
1080 24923
(10.9:1)

A	4706	INTERIOR TRIM INREDNING	Group Grupp 85
B			
C			Page Sida 1045
D			
E		CODE 4706	

Fig	Part No. Artikel nr	Quantity /Antal A	B	C	D	E	PS	Description	Benämning	Notes Anmärkning	SR
1	699879-3	X	-	-	-	-		Plush, blue	Plysch, blå	1)	5
	699993-2	X	-	-	-	-		Plush, blue striped structure	Plysch, blå randig struktur	1)	5
2	1295596-9	2	-	-	-	-		Upholstery	Klädsel		5
3	1295597-7	2	-	-	-	-		Upholstery	Klädsel		5
4	1295598-5	1	-	-	-	-		Upholstery	Klädsel		5
5	1295707-2	1	-	-	-	-		Upholstery	Klädsel		5
6	1295711-4	1	-	-	-	-		Upholstery	Klädsel		5
7	1322259-1	1	-	-	-	-		Door panel, l.h.	Dörrpanel, v		5
	1322260-9	1	-	-	-	-		Door panel, r.h.	Dörrpanel, h		5
8	1294864-2	1	-	-	-	-		•Bushing, blue	•Bussning, blå		4
9	1313350-9	1	-	-	-	-		•Strip Blank	•List Ämne		2
10	1210439-4	6	-	-	-	-		•Clip	•Clips		3
11	1323419-0	1	-	-	-	-		•Loudspeaker grille, blue	•Högtalargaller, blå		4
12	944602-2	4	-	-	-	-		•Lock washer	•Låsbricka		2
13		-	-	-	-	-		Arm rest	Armstöd	SEE 88•1221	
14		-	-	-	-	-		Door pocket	Dörrfack	SEE 88•1223	
15	1322717-8	1	-	-	-	-		Door panel, l.h.	Dörrpanel, v		5
	1322718-6	1	-	-	-	-		Door panel, r.h.	Dörrpanel, h		5
16	1294864-2	1	-	-	-	-		•Bushing, blue	•Bussning, blå		4
17	1313350-9	1	-	-	-	-		•Strip Blank	•List Ämne		2
18	1210439-4	6	-	-	-	-		•Clip	•Clips		3
19		-	-	-	-	-		Arm rest	Armstöd	SEE 88•1223	
20	1360824-5	1	-	-	-	-		Panel, l.h.	Panel, v	(1294684)	5
	1360825-2	1	-	-	-	-		Panel, r.h.	Panel, h	(1294685)	5
21	1364073-5	1	-	-	-	-		Rear shelf	Hatthylla	2) (1295489)	5
	1295493-9	1	-	-	-	-		Rear shelf	Hatthylla	3)	5
22	1294887-3	2	-	-	-	-		•Louvre, blue	•Galler, blå		5

1) Unit: Linear metre. Width of material = 150cm. / Enhet längdmeter. Metervarans bredd = 150cm.
2) Cars without anchorages for child harness. / Bilar utan infästning för barnsele.
3) Cars with anchorages for child harness. / Bilar med infästning för barnsele.

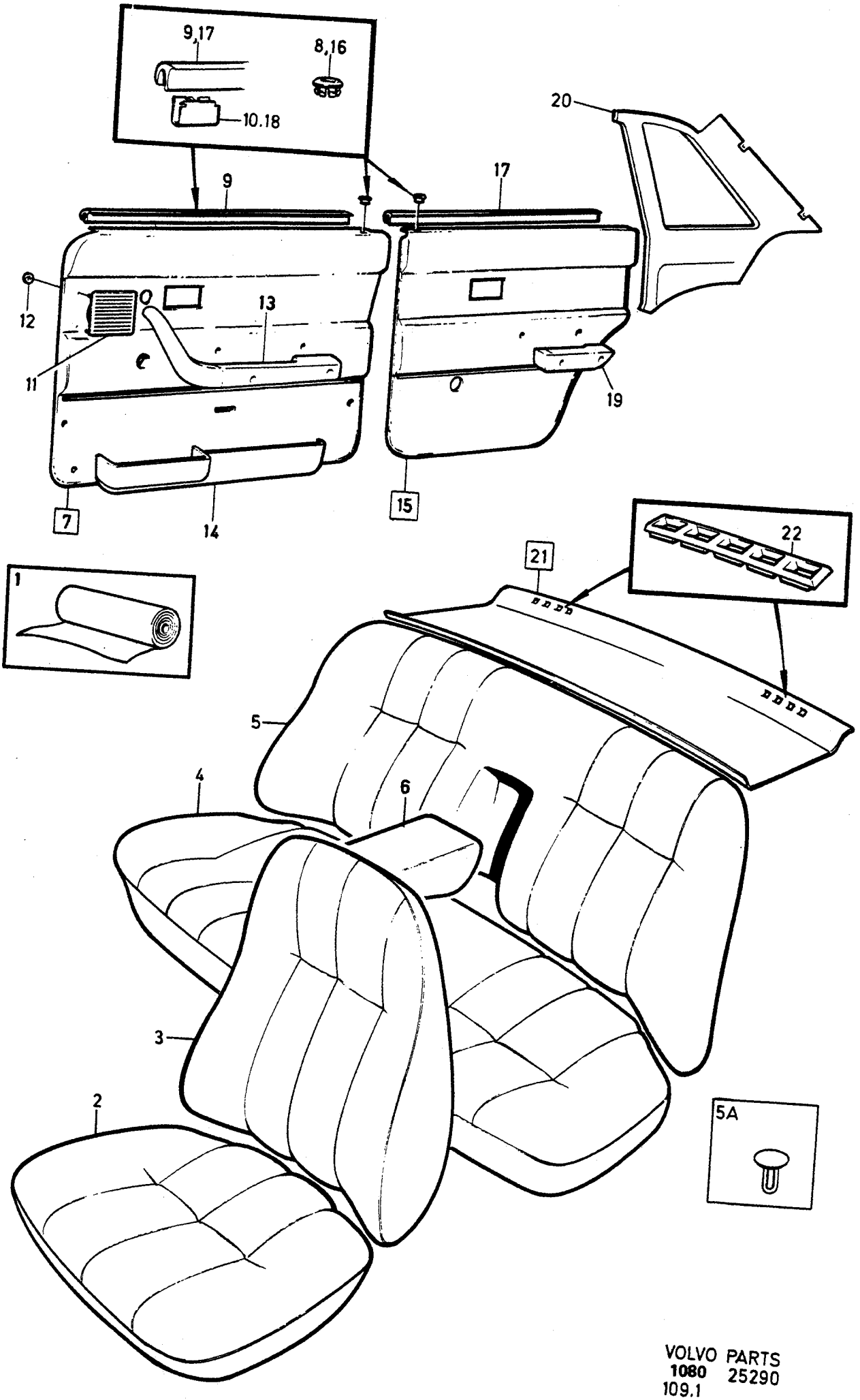
9,17
8,16
10.18
20
9
17
12
13
11
19
7
14
15
22
21
1
5
4
6
3
2
5A

A	4720
B	4721
C	
D	
E	

INTERIOR TRIM — INREDNING

Group / Grupp: 85

Page / Sida: 1047

CODE 4720, 4721

Fig	Part No. / Artikel nr	Quantity /Antal A	B	C	D	E	PS	Description	Benämning	Notes / Anmärkning	SR
1		X	-	-	-	-	NS	Leather, black	Läder, svart		
	699419-8	X	-	-	-	-		Coated fabric, black	Vävplast, svart	1)	6
		-	X	-	-	-	NS	Leather, beige	Läder, beige		
	699663-1	-	X	-	-	-		Coated fabric, beige	Vävplast, beige	1)	5
☆ 2	3506687-7	2	-	-	-	-		Upholstery	Klädsel	(1242639)	5
☆	3506689-3	-	2	-	-	-		Upholstery	Klädsel	(1242640)	5
3	1360335-2	2	-	-	-	-		Upholstery	Klädsel		5
	1360336-0	-	2	-	-	-		Upholstery	Klädsel		5
4	1242643-3	1	-	-	-	-		Upholstery	Klädsel		5
	1242644-1	-	1	-	-	-		Upholstery	Klädsel		5
5	3506777-6	1	-	-	-	-		Upholstery	Klädsel	(1295703)	5
☆	1364504-9	-	1	-	-	-		Upholstery	Klädsel		5
5a	699795-1	X	-	-	-	-		•Button	•Knapp		5
	699796-9	-	X	-	-	-		•Button	•Knapp		5
6	1295705-6	1	-	-	-	-		Upholstery	Klädsel		5
	1295706-4	-	1	-	-	-		Upholstery	Klädsel		5
7	1360978-9	1	-	-	-	-		Door panel, l.h.	Dörrpanel, v		5
	1360984-7	-	1	-	-	-		Door panel, l.h.	Dörrpanel, v		5
	1360979-7	1	-	-	-	-		Door panel, r.h.	Dörrpanel, h		5
	1360985-4	-	1	-	-	-		Door panel, r.h.	Dörrpanel, h		5
8	677003-6	1	-	-	-	-		•Bushing, black	•Bussning, svart		4
	1294865-9	-	1	-	-	-		•Bushing, beige	•Bussning, beige		4
9	1313350-9	1	1	-	-	-		•Strip Blank	•List Ämne		2
10	1210439-4	6	6	-	-	-		•Clip	•Clips		3
11	1323420-8	1	-	-	-	-		•Loudspeaker grille, black	•Högtalargaller, svart		4
	1323422-4	-	1	-	-	-		•Loudspeaker grille, beige	•Högtalargaller, beige		4
12	944602-2	4	4	-	-	-		•Lock washer	•Låsbricka		2
13		-	-	-	-	-		Arm rest	Armstöd	SEE 88•1221	
14		-	-	-	-	-		Door pocket	Dörrfack	SEE 88•1223	
☆ 15	3527012-3	1	-	-	-	-		Door panel, l.h.	Dörrpanel, v	(1364002)	5
☆	3527016-4	-	1	-	-	-		Door panel, l.h.	Dörrpanel, v	(1364008)	5
☆	3527013-1	1	-	-	-	-		Door panel, r.h.	Dörrpanel, h	(1364003)	5
☆	3527017-2	-	1	-	-	-		Door panel, r.h.	Dörrpanel, h	(1364009)	5
16	677003-6	1	-	-	-	-		•Bushing, black	•Bussning, svart		4
	1294865-9	-	1	-	-	-		•Bushing, beige	•Bussning, beige		4
17	1313350-9	1	1	-	-	-		•Strip Blank	•List Ämne		2
18	1210439-4	6	6	-	-	-		•Clip	•Clips		3
19		-	-	-	-	-		Arm rest	Armstöd	SEE 88•1223	
20	1360822-9	1	-	-	-	-		Panel, l.h.	Panel, v	(1294682) CH -204602.	5
	1360822-9	1	-	-	-	-		Panel, l.h.	Panel, v	CH-245207.	5
	1294672-9	1	-	-	-	-		Panel, l.h.	Panel, v	CH 245208-	5
	1360826-0	-	1	-	-	-		Panel, l.h.	Panel, v	(1294686) CH -204602.	5
	1360826-0	-	1	-	-	-		Panel, l.h.	Panel, v	CH-245207.	5
	1294676-0	-	1	-	-	-		Panel, l.h.	Panel, v	CH 245208-	5
	1360823-7	1	-	-	-	-		Panel, r.h.	Panel, h	(1294683) CH -204602.	5
	1360823-7	1	-	-	-	-		Panel, r.h.	Panel, h	CH-245207.	5
	1294673-7	1	-	-	-	-		Panel, r.h.	Panel, h	CH 245208-	5
	1360827-8	-	1	-	-	-		Panel, r.h.	Panel, h	(1294687) CH -204602.	5
	1360827-8	-	1	-	-	-		Panel, r.h.	Panel, h	CH-245207.	5
	1294677-8	-	1	-	-	-		Panel, r.h.	Panel, h	CH 245208-	5
21	1364071-9	1	-	-	-	-		Rear shelf	Hatthylla	2)	5
	1264892-9	1	-	-	-	-		Rear shelf	Hatthylla	3)	5

1) Unit: Linear metre. Width of material = 150cm. / Enhet längdmeter. Metervarans bredd = 150cm.
2) Cars without anchorages for child harness. / Bilar utan infästning för barnsele.
3) Cars with anchorages for child harness. / Bilar med infästning för barnsele.

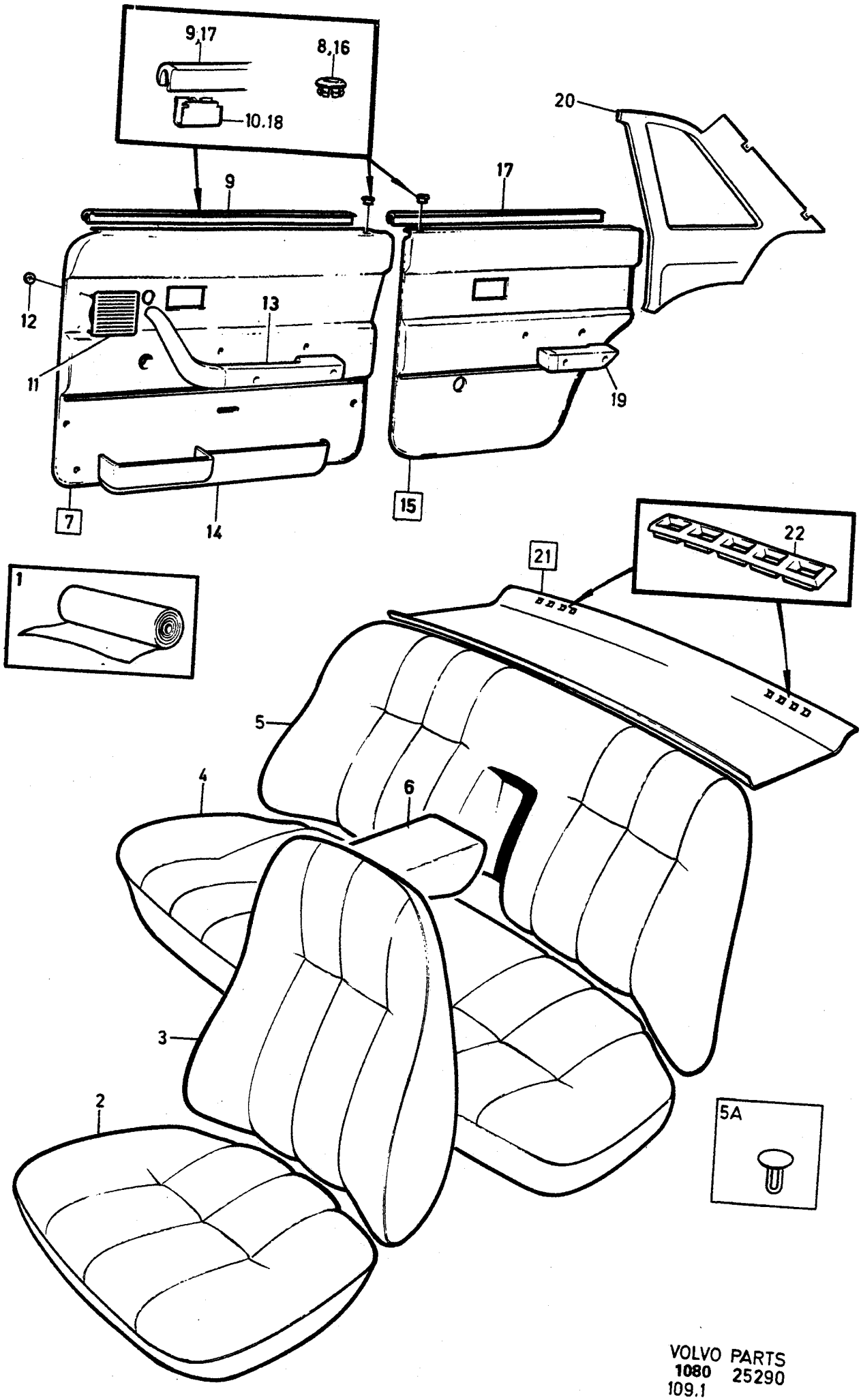
9,17
8,16
10.18
9
17
20
12
13
11
19
7
14
15
1
22
21
5
4
6
3
2
5A

A	4720	INTERIOR TRIM / INREDNING	Group / Grupp 85
B	4721		Page / Sida 1049
C			
D			
E		CODE 4720, 4721	

Fig	Part No. / Artikel nr	Quantity /Antal A	B	C	D	E	PS	Description	Benämning	Notes / Anmärkning	SR
	1364074-3	-	1	-	-	-		Rear shelf	Hatthylla	2)	5
	1295494-7	-	1	-	-	-		Rear shelf	Hatthylla	3)	5
22	1224339-0	2	-	-	-	-		•Louvre, black	•Galler, svart		5
	1294888-1	-	2	-	-	-		•Louvre, beige	•Galler, beige		5

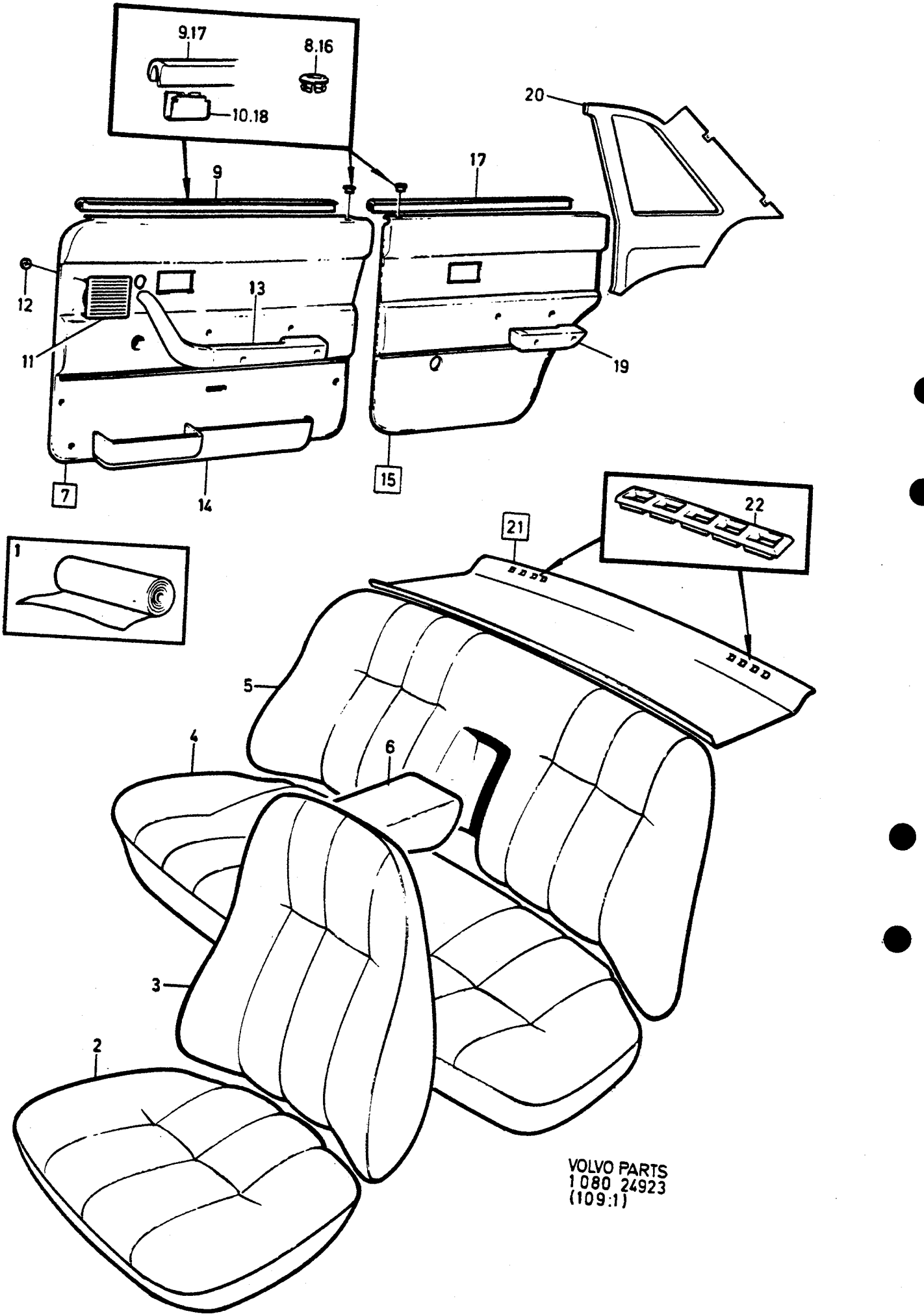
9.17
8.16
10.18
20
9
17
12
13
11
19
7
14
15
22
21
1
5
4
6
3
2
VOLVO PARTS
1080 24923
(109:1)

A	4723
B	4724
C	4726
D	
E	

INTERIOR TRIM — INREDNING

Group / Grupp 85

Page / Sida 1051

CODE 4723, 4724, 4726

Fig	Part No. / Artikel nr	Quantity / Antal A	B	C	D	E	PS	Description	Benämning	Notes / Anmärkning	SR
1	699659-9	X	-	-	-	-		Plush, beige	Plysch, beige	1)	5
	699991-6	X	-	-	-	-		Plush, beige striped structure.	Plysch, beige randig struktur ..	1)	5
	699737-3	-	X	-	-	-		Plush, brown	Plysch, brun	1)	5
	699990-8	-	X	-	-	-		Plush, brown striped structure	Plysch, brun randig struktur ...	1)	5
	699879-3	-	-	X	-	-		Plush, blue	Plysch, blå	1)	5
	699993-2	-	-	X	-	-		Plush, blue striped structure ..	Plysch, blå randig struktur	1)	5
2	1242087-3	2	-	-	-	-		Upholstery	Klädsel		5
	1295028-3	-	2	-	-	-		Upholstery	Klädsel		5
	1295596-9	-	-	2	-	-		Upholstery	Klädsel		5
3	1360341-0	2	-	-	-	-		Upholstery	Klädsel		5
	1360342-8	-	2	-	-	-		Upholstery	Klädsel		5
	1360340-2	-	-	2	-	-		Upholstery	Klädsel		5
4	1242091-5	1	-	-	-	-		Upholstery	Klädsel		5
	1295093-7	-	1	-	-	-		Upholstery	Klädsel		5
	1295598-5	-	-	1	-	-		Upholstery	Klädsel		5
5	1295709-8	1	-	-	-	-		Upholstery	Klädsel		5
	1295708-0	-	1	-	-	-		Upholstery	Klädsel		5
	1295707-2	-	-	1	-	-		Upholstery	Klädsel		5
6	1295713-0	1	-	-	-	-		Upholstery	Klädsel		5
	1295712-2	-	1	-	-	-		Upholstery	Klädsel		5
	1295711-4	-	-	1	-	-		Upholstery	Klädsel		5
7	1360984-7	1	-	-	-	-		Door panel, l.h.	Dörrpanel, v		5
	1360980-5	-	1	-	-	-		Door panel, l.h.	Dörrpanel, v		5
	1360982-1	-	-	1	-	-		Door panel, l.h.	Dörrpanel, v		5
	1360985-4	1	-	-	-	-		Door panel, r.h.	Dörrpanel, h		5
	1360981-3	-	1	-	-	-		Door panel, r.h.	Dörrpanel, h		5
	1360983-9	-	-	1	-	-		Door panel, r.h.	Dörrpanel, h		5
8	1294865-9	1	-	-	-	-		•Bushing, beige	•Bussning, beige		4
	1294867-5	-	1	-	-	-		•Bushing, brown	•Bussning, brun		4
	1294864-2	-	-	1	-	-		•Bushing, blue	•Bussning, blå		4
9	1313350-9	1	1	1	-	-		•Strip Blank	•List Ämne		2
10	1210439-4	6	6	6	-	-		•Clip	•Clips		3
11	1323422-4	1	-	-	-	-		•Loudspeaker grille, beige	•Högtalargaller, beige		4
	1323421-6	-	1	-	-	-		•Loudspeaker grille, brown	•Högtalargaller, brun		4
	1323419-0	-	-	1	-	-		•Loudspeaker grille, blue	•Högtalargaller, blå		4
12	944602-2	4	4	4	-	-		•Lock washer	•Låsbricka		2
13		-	-	-	-	-		Arm rest	Armstöd	SEE 88•1221	
14		-	-	-	-	-		Door pocket	Dörrfack	SEE 88•1223	
☆ 15	3527016-4	1	-	-	-	-		Door panel, l.h.	Dörrpanel, v	(1364008)	5
	1364004-0	-	1	-	-	-		Door panel, l.h.	Dörrpanel, v		5
☆	3527014-9	-	-	1	-	-		Door panel, l.h.	Dörrpanel, v	(1364006)	5
☆	3527017-2	1	-	-	-	-		Door panel, r.h.	Dörrpanel, h	(1364009)	5
	1364005-7	-	1	-	-	-		Door panel, r.h.	Dörrpanel, h		5
☆	3527015-6	-	-	1	-	-		Door panel, r.h.	Dörrpanel, h	(1364007)	5
16	1294865-9	1	-	-	-	-		•Bushing, beige	•Bussning, beige		4
	1294867-5	-	1	-	-	-		•Bushing, brown	•Bussning, brun		4
	1294864-2	-	-	1	-	-		•Bushing, blue	•Bussning, blå		4
17	1313350-9	1	1	1	-	-		•Strip Blank	•List Ämne		2
18	1210439-4	6	6	6	-	-		•Clip	•Clips		3
19		-	-	-	-	-		Arm rest	Armstöd	SEE 88•1223	
20	1360826-0	1	-	-	-	-		Panel, l.h.	Panel, v	(1294686) CH -204602.	5
	1360826-0	1	-	-	-	-		Panel, l.h.	Panel, v	CH-245207.	5
	1294676-0	1	-	-	-	-		Panel, l.h.	Panel, v	CH 245208-	5
	1360830-2	-	1	-	-	-		Panel, l.h.	Panel, v	(1294690) CH -204602.	5
	1360830-2	-	1	-	-	-		Panel, l.h.	Panel, v	CH-245207.	5

1) Unit: Linear metre. Width of material = 150cm. / Enhet längdmeter. Metervarans bredd = 150cm.

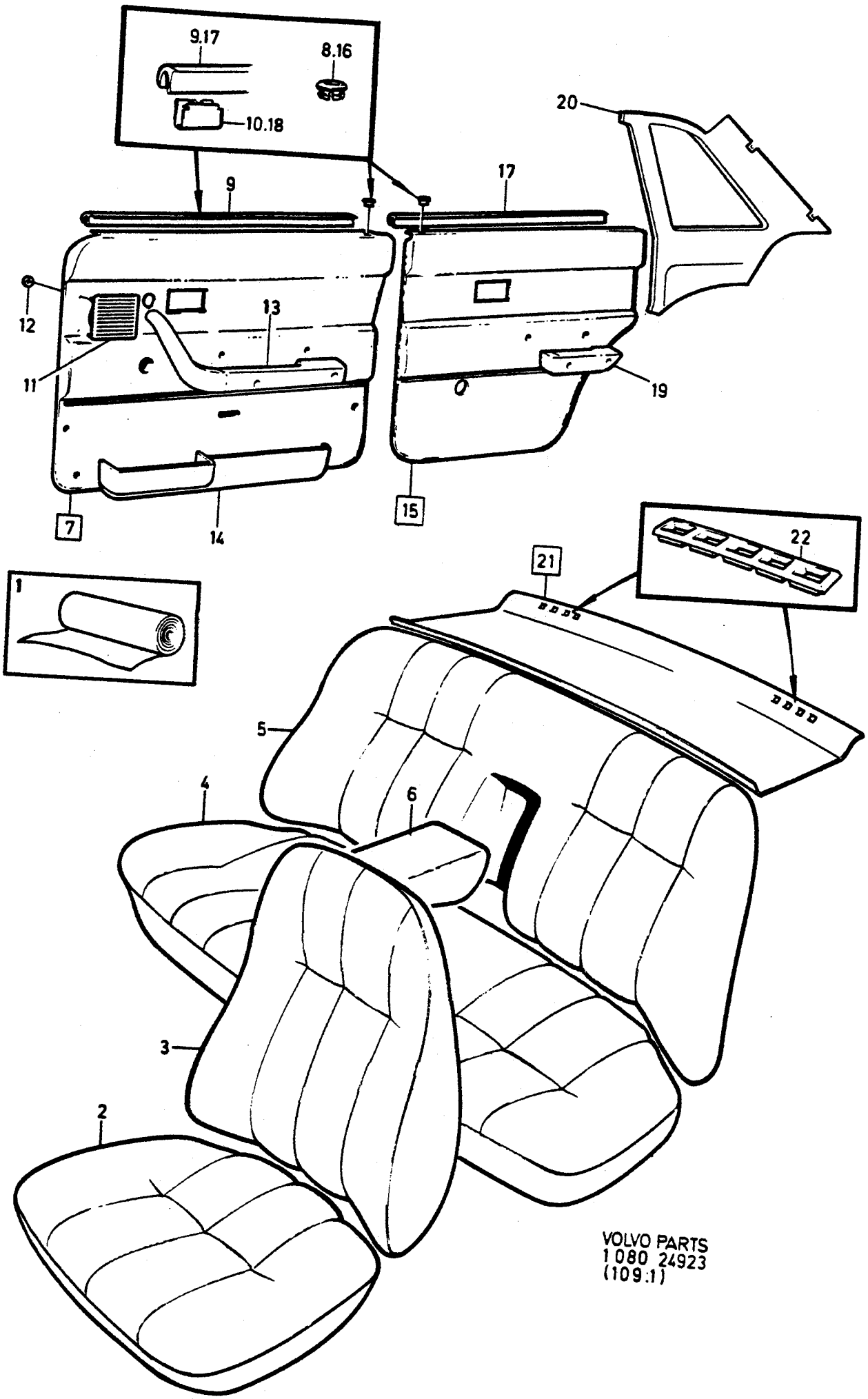

VOLVO PARTS
1 080 24923
(109:1)

A	4723
B	4724
C	4726
D	
E	

INTERIOR TRIM — INREDNING

Group / Grupp 85

Page / Sida 1053

CODE 4723, 4724, 4726

Fig	Part No. / Artikel nr	Quantity / Antal A	B	C	D	E	PS	Description	Benämning	Notes / Anmärkning	SR
	1294680-2	-	1	-	-	-		Panel, l.h.	Panel, v	CH 245208-	5
	1360824-5	-	-	1	-	-		Panel, l.h.	Panel, v	(1294984) CH-245207.	5
	1294674-5	-	-	1	-	-		Panel, l.h.	Panel, v	CH 245208-	5
	1360827-8	1	-	-	-	-		Panel, r.h.	Panel, h	(1294687) CH -204602.	5
	1360827-8	1	-	-	-	-		Panel, r.h.	Panel, h	CH-245207.	5
	1294677-8	1	-	-	-	-		Panel, r.h.	Panel, h	CH 245208-	5
	1360831-0	-	1	-	-	-		Panel, r.h.	Panel, h	(1294691) CH -204602.	5
	1360831-0	-	1	-	-	-		Panel, r.h.	Panel, h	CH-245207.	5
	1294681-0	-	1	-	-	-		Panel, r.h.	Panel, h	CH 245208-	5
	1360825-2	-	-	1	-	-		Panel, r.h.	Panel, h	CH-204602. (1294685)	5
	1360825-2	-	-	1	-	-		Panel, r.h.	Panel, h	CH-245207.	5
	1294675-2	-	-	1	-	-		Panel, r.h.	Panel, h	CH 245208-	5
21	1364074-3	1	-	-	-	-		Rear shelf	Hatthylla	2)	5
	1295494-7	1	-	-	-	-		Rear shelf	Hatthylla	3)	5
	1364072-7	-	1	-	-	-		Rear shelf	Hatthylla	2)	5
	1295496-2	-	1	-	-	-		Rear shelf	Hatthylla	3)	5
	1364073-5	-	-	1	-	-		Rear shelf	Hatthylla	2)	5
	1295493-9	-	-	1	-	-		Rear shelf	Hatthylla	3)	5
22	1294888-1	2	-	-	-	-		•Louvre, beige	•Galler, beige		5
	1294890-7	-	2	-	-	-		•Louvre, brown	•Galler, brun		5
	1294887-3	-	-	2	-	-		•Louvre, blue	•Galler, blå		5

2) Cars without anchorages for child harness. / Bilar utan infästning för barnsele.
3) Cars with anchorages for child harness. / Bilar med infästning för barnsele.

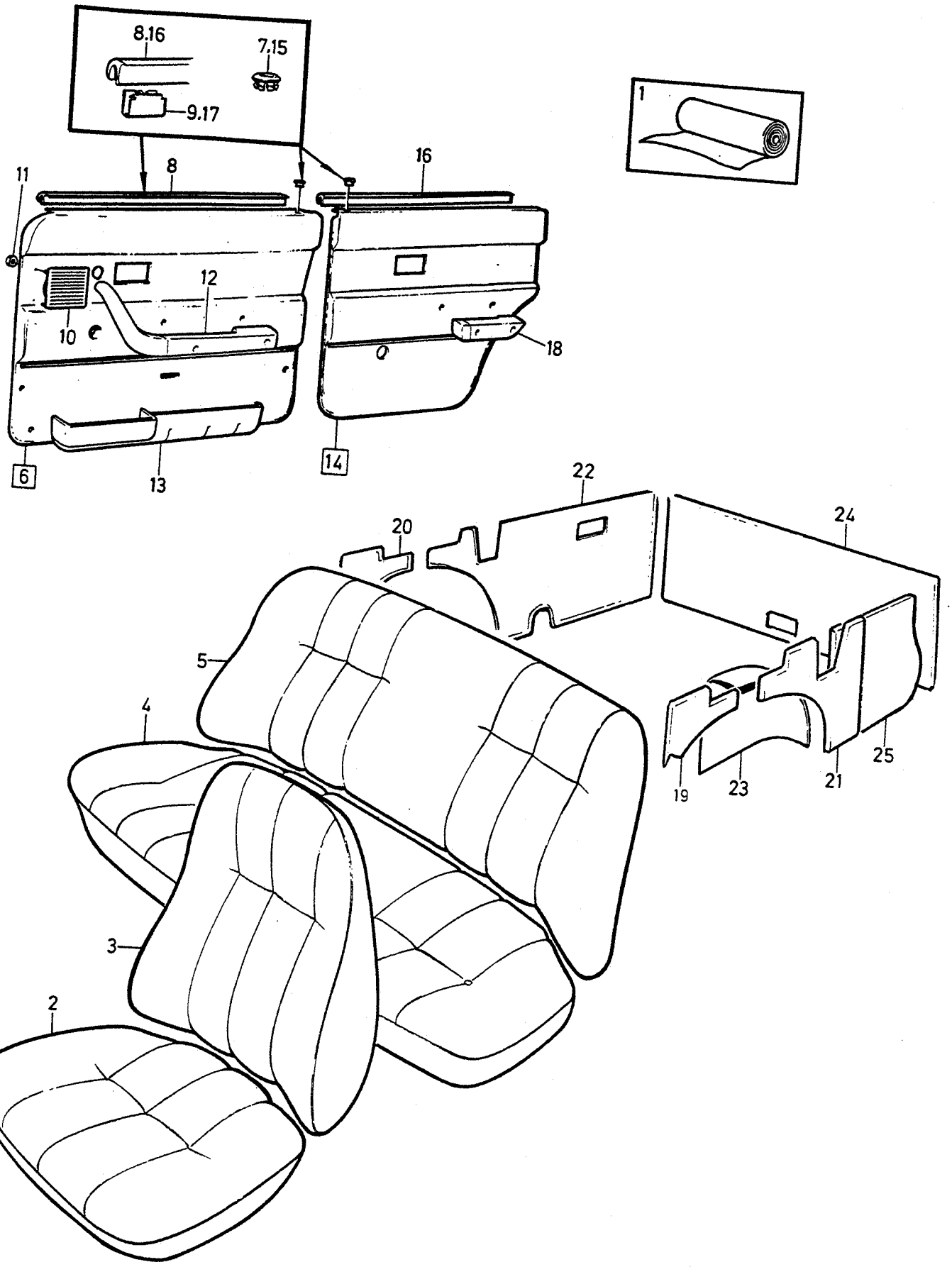
8.16
7.15
9.17
1
11
8
16
12
10
18
6
13
14
22
20
24
5
4
25
19
23
21
3
2

A	5120
B	5121
C	5122
D	5123
E	

INTERIOR TRIM — INREDNING

Group / Grupp 85

Page / Sida 1055

CODE 5120, 5121, 5122, 5123

Fig	Part No. Artikel nr	Quantity /Antal A	B	C	D	E	PS	Description	Benämning	Notes Anmärkning	SR
1	1313877-1	X	-	-	-	-		Cloth, black	Tyg, svart	1)	6
	699419-8	X	-	-	-	-		Coated fabric, black	Vävplast, svart	1)	6
	1313874-8	-	X	-	-	-		Cloth, blue	Tyg, blå	1)	6
	699661-5	-	X	-	-	-		Coated fabric, blue	Vävplast, blå	1)	5
	1313878-9	-	-	X	-	-		Cloth, beige	Tyg, beige	1)	6
	699663-1	-	-	X	-	-		Coated fabric, beige	Vävplast, beige	1)	5
	1313875-5	-	-	-	X	-		Cloth, brown	Tyg, brun	1)	6
	699756-3	-	-	-	X	-		Coated fabric, brown	Vävplast, brun	1)	5
2	1313815-1	2	-	-	-	-		Upholstery	Klädsel		5
	1313812-8	-	2	-	-	-		Upholstery	Klädsel		5
	1313816-9	-	-	2	-	-		Upholstery	Klädsel		5
	1313813-6	-	-	-	2	-		Upholstery	Klädsel		5
3	1360207-3	2	-	-	-	-		Upholstery	Klädsel		5
	1360203-2	-	2	-	-	-		Upholstery	Klädsel		5
	1360209-9	-	-	2	-	-		Upholstery	Klädsel		5
	1360205-7	-	-	-	2	-		Upholstery	Klädsel		5
4	1313850-8	1	-	-	-	-		Upholstery	Klädsel		5
	1313847-4	-	1	-	-	-		Upholstery	Klädsel		5
	1313851-6	-	-	1	-	-		Upholstery	Klädsel		5
	1313848-2	-	-	-	1	-		Upholstery	Klädsel		5
5	1313857-3	1	-	-	-	-		Upholstery	Klädsel	-1986	5
	1388087-7	1	-	-	-	-		Upholstery	Klädsel	1987	5
	1313854-0	-	1	-	-	-		Upholstery	Klädsel	-1986	5
	1388085-1	-	1	-	-	-		Upholstery	Klädsel	1987	5
	1313858-1	-	-	1	-	-		Upholstery	Klädsel	-1986	5
	1388088-5	-	-	1	-	-		Upholstery	Klädsel	1987	5
	1313855-7	-	-	-	1	-		Upholstery	Klädsel	-1986	5
	1388086-9	-	-	-	1	-		Upholstery	Klädsel	1987	5
5a	1388092-7	1	-	-	-	-		Upholstery	Klädsel	1987	5
	1388090-1	-	1	-	-	-		Upholstery	Klädsel	1987	5
	1388093-5	-	-	1	-	-		Upholstery	Klädsel	1987	5
	1388091-9	-	-	-	1	-		Upholstery	Klädsel	1987	5
6	1360986-2	1	-	-	-	-		Door panel, l.h.	Dörrpanel, v		5
	1360990-4	-	1	-	-	-		Door panel, l.h.	Dörrpanel, v		5
	1360992-0	-	-	1	-	-		Door panel, l.h.	Dörrpanel, v		5
	1360988-8	-	-	-	1	-		Door panel, l.h.	Dörrpanel, v		5
	1360987-0	1	-	-	-	-		Door panel, r.h.	Dörrpanel, h		5
	1360991-2	-	1	-	-	-		Door panel, r.h.	Dörrpanel, h		5
	1360993-8	-	-	1	-	-		Door panel, r.h.	Dörrpanel, h		5
	1360989-6	-	-	-	1	-		Door panel, r.h.	Dörrpanel, h		5
7	677003-6	1	-	-	-	-		•Bushing, black	•Bussning, svart		4
	1294864-2	-	1	-	-	-		•Bushing, blue	•Bussning, blå		4
	1294865-9	-	-	1	-	-		•Bushing, beige	•Bussning, beige		4
	1294867-5	-	-	-	1	-		•Bushing, brown	•Bussning, brun		4
8	1313350-9	1	1	1	1	-		•Strip	•List		2
								Blank	Ämne		
9	1210439-4	6	6	6	6	-		•Clip	•Clips		3
10	1323420-8	1	-	-	-	-		•Loudspeaker grille, black	•Högtalargaller, svart		4
	1323419-0	-	1	-	-	-		•Loudspeaker grille, blue	•Högtalargaller, blå		4
	1323422-4	-	-	1	-	-		•Loudspeaker grille, beige	•Högtalargaller, beige		4
	1323421-6	-	-	-	1	-		•Loudspeaker grille, brown	•Högtalargaller, brun		4
11	944602-2	4	4	4	4	-		•Lock washer	•Låsbricka		2
12		-	-	-	-	-		Arm rest	Armstöd	SEE 88•1221	
13		-	-	-	-	-		Door pocket	Dörrfack	SEE 88•1223	
14	1364010-7	1	-	-	-	-		Door panel, l.h.	Dörrpanel, v		5
	1364014-9	-	1	-	-	-		Door panel, l.h.	Dörrpanel, v		5
	1364016-4	-	-	1	-	-		Door panel, l.h.	Dörrpanel, v		5
	1364012-3	-	-	-	1	-		Door panel, l.h.	Dörrpanel, v		5
	1364011-5	1	-	-	-	-		Door panel, r.h.	Dörrpanel, h		5

1) Unit: Linear metre. Width of material = 150cm. / Enhet längdmeter. Metervarans bredd = 150cm.

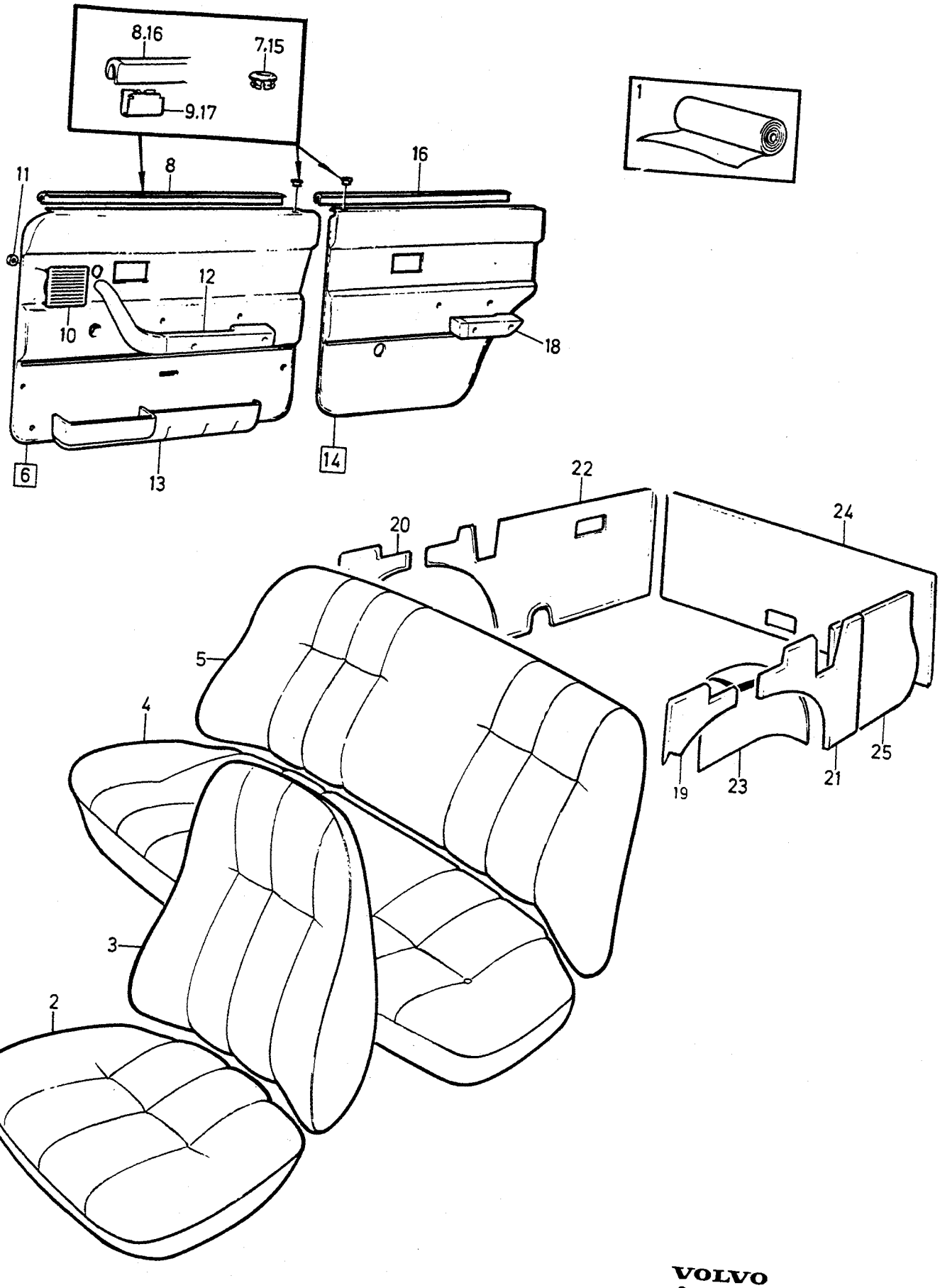

VOLVO
Genuine Parts
PV 850 51531

A	5120
B	5121
C	5122
D	5123
E	

INTERIOR TRIM — INREDNING

Group / Grupp 85

Page / Sida 1057

CODE 5120, 5121, 5122, 5123

Fig	Part No. Artikel nr	Quantity /Antal A	B	C	D	E	PS	Description	Benämning	Notes Anmärkning	SR
	1364015-6	-	1	-	-	-		Door panel, r.h.	Dörrpanel, h		5
	1364017-2	-	-	1	-	-		Door panel, r.h.	Dörrpanel, h		5
	1364013-1	-	-	-	1	-		Door panel, r.h.	Dörrpanel, h		5
15	677003-6	1	-	-	-	-		•Bushing, black	•Bussning, svart		4
	1294864-2	-	1	-	-	-		•Bushing, blue	•Bussning, blå		4
	1294865-9	-	-	1	-	-		•Bushing, beige	•Bussning, beige		4
	1294867-5	-	-	-	1	-		•Bushing, brown	•Bussning, brun		4
16	1313350-9	1	1	1	1	-		•Strip Blank	•List Ämne		2
17	1210439-4	6	6	6	6	-		•Clip	•Clips		3
18		-	-	-	-	-		Arm rest	Armstöd	SEE **88** •1223	
19	697822-5	1	-	-	-	-		Panel, l.h.	Panel, v	-1987.	5
	1240652-6	-	1	-	-	-		Panel, l.h.	Panel, v	-1987.	5
	1242154-1	-	-	1	-	-		Panel, l.h.	Panel, v	-1987.	5
	1295469-9	-	-	-	1	-		Panel, l.h.	Panel, v	-1987.	5
20	697823-3	1	-	-	-	-		Panel, r.h.	Panel, h	-1987.	5
	1240653-4	-	1	-	-	-		Panel, r.h.	Panel, h	-1987.	5
	1242156-6	-	-	1	-	-		Panel, r.h.	Panel, h	-1987.	5
	1295470-7	-	-	-	1	-		Panel, r.h.	Panel, h	-1987.	5
21	1241997-4	1	-	-	-	-		Panel, l.h.	Panel, v	F.S.B	5
	1241103-9	1	-	-	-	-		Panel, l.h.	Panel, v	IN.BELT	5
	1295243-8	-	1	-	-	-		Panel, l.h.	Panel, v	F.S.B	5
	1295263-6	-	1	-	-	-		Panel, l.h.	Panel, v	IN.BELT	5
	1295246-1	-	-	1	-	-		Panel, l.h.	Panel, v	F.S.B	5
	1295266-9	-	-	1	-	-		Panel, l.h.	Panel, v	IN.BELT	5
	1295245-3	-	-	-	1	-		Panel, l.h.	Panel, v	F.S.B	5
	1295265-1	-	-	-	1	-		Panel, l.h.	Panel, v	IN.BELT	5
22	1295501-9	1	-	-	-	-		Panel, r.h.	Panel, h	F.S.B	5
	1295502-7	1	-	-	-	-		Panel, r.h.	Panel, h	IN.BELT	5
	1295497-0	-	1	-	-	-		Panel, r.h.	Panel, h	F.S.B	5
	1295498-8	-	1	-	-	-		Panel, r.h.	Panel, h	IN.BELT	5
	1295509-2	-	-	1	-	-		Panel, r.h.	Panel, h	F.S.B	5
	1295510-0	-	-	1	-	-		Panel, r.h.	Panel, h	IN.BELT	5
	1295505-0	-	-	-	1	-		Panel, r.h.	Panel, h	F.S.B	5
	1295506-8	-	-	-	1	-		Panel, r.h.	Panel, h	IN.BELT	5
23	1240914-0	1	-	-	-	-		Upholstery, l.h.	Klädsel, v		5
	1240654-2	-	1	-	-	-		Upholstery, l.h.	Klädsel, v		5
	1295098-6	-	-	1	-	-		Upholstery, l.h.	Klädsel, v		5
	1295119-0	-	-	-	1	-		Upholstery, l.h.	Klädsel, v		5
	1240916-5	1	-	-	-	-		Upholstery, r.h.	Klädsel, h		5
	1240655-9	-	1	-	-	-		Upholstery, r.h.	Klädsel, h		5
	1295099-4	-	-	1	-	-		Upholstery, r.h.	Klädsel, h		5
	1295120-8	-	-	-	1	-		Upholstery, r.h.	Klädsel, h		5
24	1241119-5	1	-	-	-	-		Panel	Panel		5
	1295268-5	-	1	-	-	-		Panel	Panel		5
	1295271-9	-	-	1	-	-		Panel	Panel		5
	1295270-1	-	-	-	1	-		Panel	Panel		5
25	1360964-9	1	-	-	-	-		Panel	Panel		5
	1360962-3	-	1	-	-	-		Panel	Panel		5
	1360960-7	-	-	1	-	-		Panel	Panel		5
	1360958-1	-	-	-	1	-		Panel	Panel		5

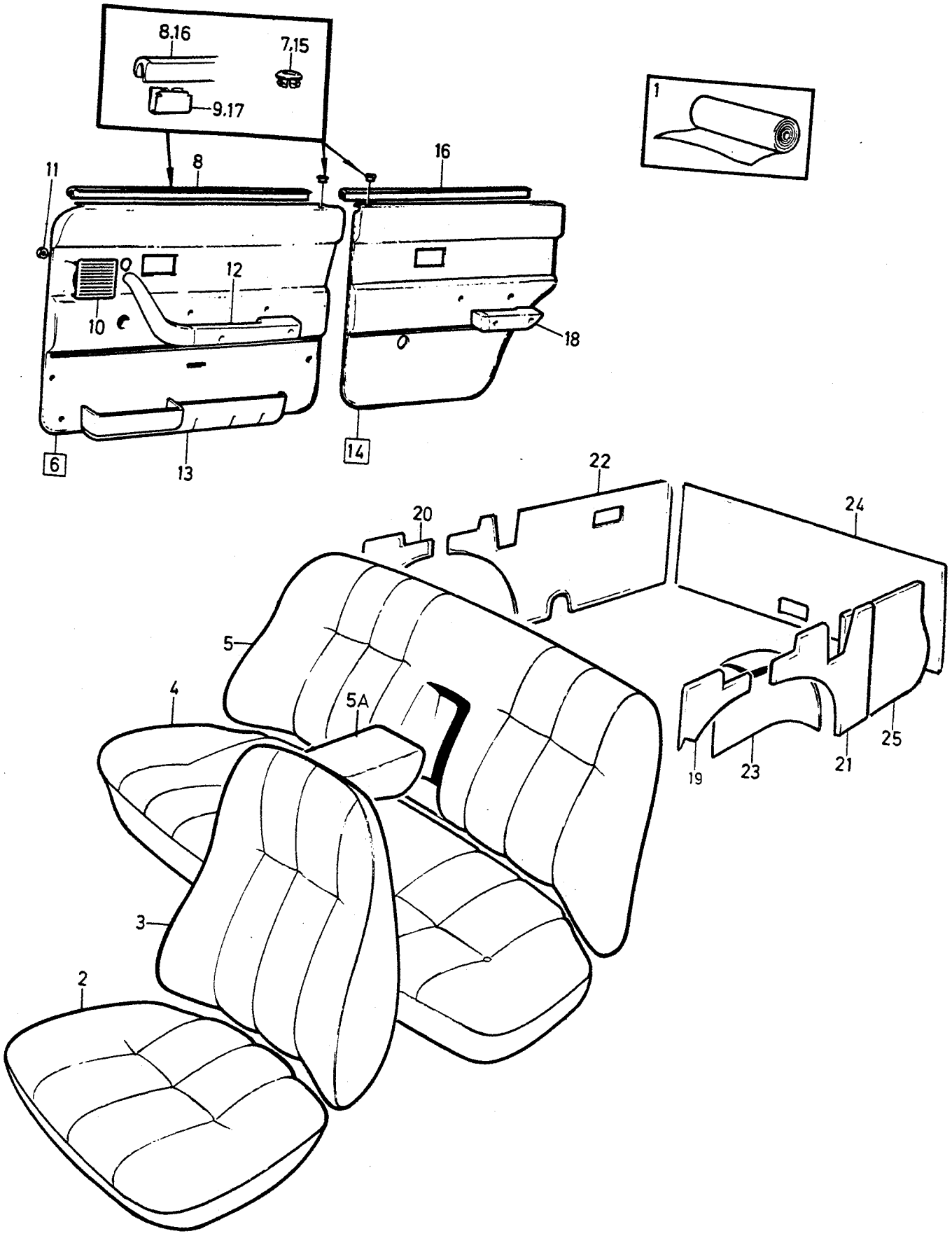

VOLVO
Genuine Parts
PV 650 51532

A	5125
B	5126
C	5127
D	5128
E	

INTERIOR TRIM — INREDNING

Group / Grupp 85

Page / Sida 1059

CODE 5125, 5126, 5127, 5128

Fig	Part No. Artikel nr	Quantity /Antal A	B	C	D	E	PS	Description	Benämning	Notes Anmärkning	SR
1	699419-8	X	-	-	-	-		Coated fabric, black	Vävplast, svart	1)	6
	699577-3	X	-	-	-	-		Coated fabric, black foam back padding	Vävplast, svart skumplast laminerad	1)	6
	699661-5	-	X	-	-	-		Coated fabric, blue	Vävplast, blå	1)	5
	699662-3	-	X	-	-	-		Coated fabric, blue foam back padding	Vävplast, blå skumplast laminerad	1)	5
	699663-1	-	-	X	-	-		Coated fabric, beige	Vävplast, beige	1)	5
	699768-8	-	-	X	-	-		Coated fabric, beige foam back padding	Vävplast, beige skumplast laminerad	1)	5
	699756-3	-	-	-	X	-		Coated fabric, brown	Vävplast, brun	1)	5
	699761-3	-	-	-	X	-		Coated fabric, brown foam back padding	Vävplast, brun skumplast laminerad	1)	5
2	*1240935*	2	-	-	-	-	OP	Upholstery	Klädsel		5
	1241968-5	-	2	-	-	-		Upholstery	Klädsel		5
	1295012-7	-	-	2	-	-		Upholstery	Klädsel		5
	1295022-6	-	-	-	2	-		Upholstery	Klädsel		5
3	1360329-5	2	-	-	-	-		Upholstery	Klädsel		5
	1360330-3	-	2	-	-	-		Upholstery	Klädsel		5
	1360331-1	-	-	2	-	-		Upholstery	Klädsel		5
	1360332-9	-	-	-	2	-		Upholstery	Klädsel		5
4	1295110-9	1	-	-	-	-		Upholstery	Klädsel		5
	1295076-2	-	1	-	-	-		Upholstery	Klädsel		5
	1295101-8	-	-	1	-	-		Upholstery	Klädsel		5
	1295122-4	-	-	-	1	-		Upholstery	Klädsel		5
5	3506009-4	1	-	-	-	-		Upholstery	Klädsel	(1295111) -1986	5
	3506009-4	1	-	-	-	-		Upholstery	Klädsel	1987	5
	3506011-0	-	1	-	-	-		Upholstery	Klädsel	(1295077) -1986	5
	3506011-0	-	1	-	-	-		Upholstery	Klädsel	1987	5
	3506012-8	-	-	1	-	-		Upholstery	Klädsel	(1295102) -1986	5
	3506012-8	-	-	1	-	-		Upholstery	Klädsel	1987	5
	3506010-2	-	-	-	1	-		Upholstery	Klädsel	(1295123) -1986	5
	3506010-2	-	-	-	1	-		Upholstery	Klädsel	1987	5
5a	1295149-7	1	-	-	-	-		Upholstery	Klädsel		5
	1295144-8	-	1	-	-	-		Upholstery	Klädsel		5
	1295148-9	-	-	1	-	-		Upholstery	Klädsel		5
	1295151-3	-	-	-	1	-		Upholstery	Klädsel		5
6	1360970-6	1	-	-	-	-		Door panel, l.h.	Dörrpanel, v		5
	1360974-8	-	1	-	-	-		Door panel, l.h.	Dörrpanel, v		5
	1360976-3	-	-	1	-	-		Door panel, l.h.	Dörrpanel, v		5
	1360972-2	-	-	-	1	-		Door panel, l.h.	Dörrpanel, v		5
	1360971-4	1	-	-	-	-		Door panel, r.h.	Dörrpanel, h		5
	1360975-5	-	1	-	-	-		Door panel, r.h.	Dörrpanel, h		5
	1360977-1	-	-	1	-	-		Door panel, r.h.	Dörrpanel, h		5
	1360973-0	-	-	-	1	-		Door panel, r.h.	Dörrpanel, h		5
7	677003-6	1	-	-	-	-		•Bushing, black	•Bussning, svart		4
	1294864-2	-	1	-	-	-		•Bushing, blue	•Bussning, blå		4
	1294865-9	-	-	1	-	-		•Bushing, beige	•Bussning, beige		4
	1294867-5	-	-	-	1	-		•Bushing, brown	•Bussning, brun		4
8	1313350-9	1	1	1	1	-		•Strip Blank	•List Ämne		2
9	1210439-4	6	6	6	6	-		•Clip	•Clips		3
10	1323420-8	1	-	-	-	-		•Loudspeaker grille, black	•Högtalargaller, svart		4
	1323419-0	-	1	-	-	-		•Loudspeaker grille, blue	•Högtalargaller, blå		4
	1323422-4	-	-	1	-	-		•Loudspeaker grille, beige	•Högtalargaller, beige		4
	1323421-6	-	-	-	1	-		•Loudspeaker grille, brown	•Högtalargaller, brun		4
11	944602-2	4	4	4	4	-		•Lock washer	•Låsbricka	SEE 88•1221	2
12		-	-	-	-	-		Arm rest	Armstöd	SEE 88•1223	
13		-	-	-	-	-		Door pocket	Dörrfack		

1) Unit: Linear metre. Width of material = 150cm. / Enhet längdmeter. Metervarans bredd = 150cm.

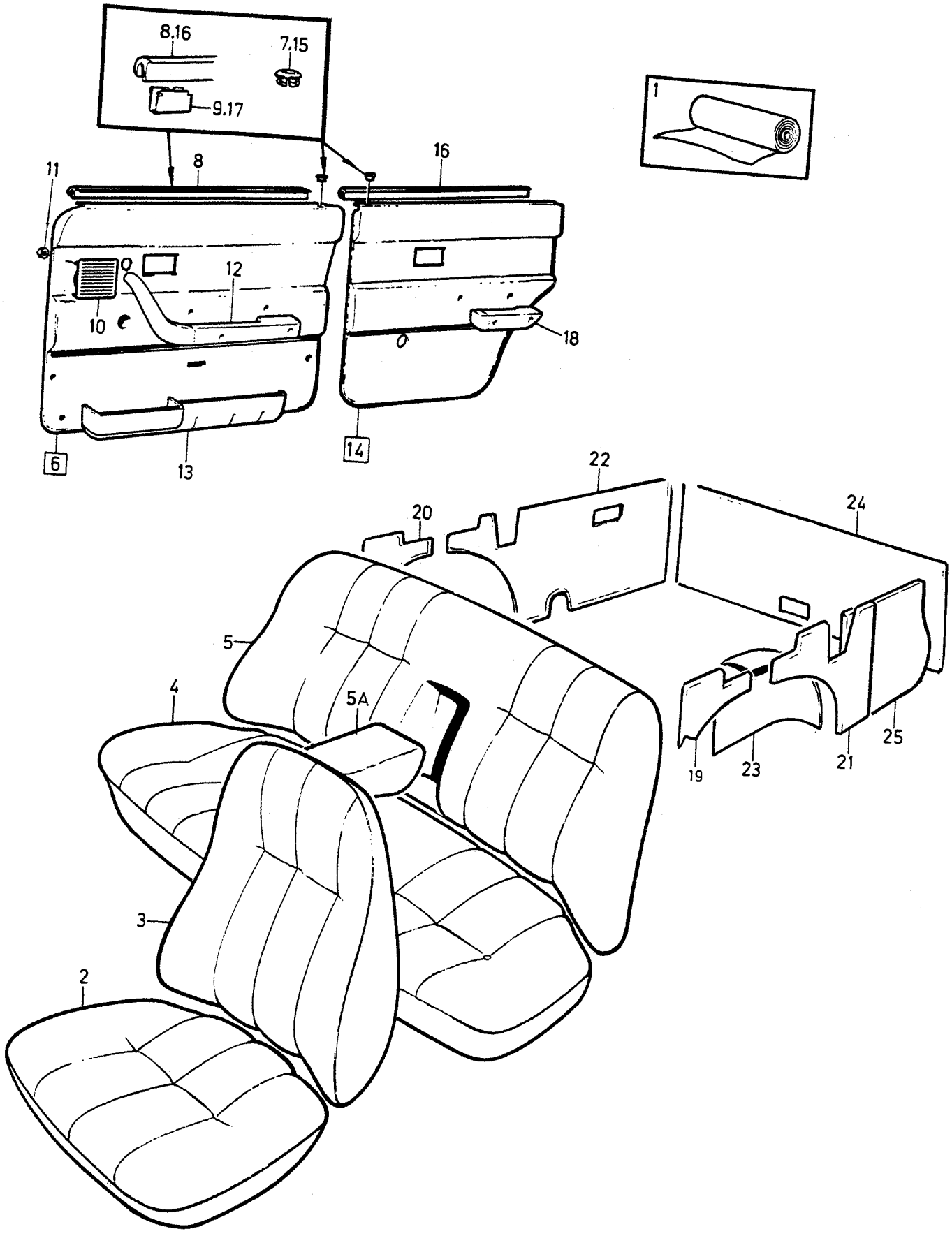

VOLVO
Genuine Parts
PV 850 51532

A	5125
B	5126
C	5127
D	5128
E	

INTERIOR TRIM — INREDNING

Group / Grupp: 85

Page / Sida: 1061

CODE 5125, 5126, 5127, 5128

Fig	Part No. Artikel nr	Quantity /Antal A	B	C	D	E	PS	Description	Benämning	Notes Anmärkning	SR
14	1360994-6	1	-	-	-	-		Door panel, l.h.	Dörrpanel, v		5
	1360998-7	-	1	-	-	-		Door panel, l.h.	Dörrpanel, v		5
	1364000-8	-	-	1	-	-		Door panel, l.h.	Dörrpanel, v		5
	1360996-1	-	-	-	1	-		Door panel, l.h.	Dörrpanel, v		5
	1360995-3	1	-	-	-	-		Door panel, r.h.	Dörrpanel, h		5
	1360999-5	-	1	-	-	-		Door panel, r.h.	Dörrpanel, h		5
	1364001-6	-	-	1	-	-		Door panel, r.h.	Dörrpanel, h		5
	1360997-9	-	-	-	1	-		Door panel, r.h.	Dörrpanel, h		5
15	677003-6	1	-	-	-	-		•Bushing, black	•Bussning, svart		4
	1294864-2	-	1	-	-	-		•Bushing, blue	•Bussning, blå		4
	1294865-9	-	-	1	-	-		•Bushing, beige	•Bussning, beige		4
	1294867-5	-	-	-	1	-		•Bushing, brown	•Bussning, brun		4
16	1313350-9	1	1	1	1	-		•Strip	•List		2
								Blank	Ämne		
17	1210439-4	6	6	6	6	-		•Clip	•Clips		3
18		-	-	-	-	-		Arm rest	Armstöd	SEE 88•1223	
19	697822-5	1	-	-	-	-		Panel, l.h.	Panel, v	-1987.	5
	1240652-6	-	1	-	-	-		Panel, l.h.	Panel, v	-1987.	5
	1242154-1	-	-	1	-	-		Panel, l.h.	Panel, v	-1987.	5
	1295469-9	-	-	-	1	-		Panel, l.h.	Panel, v	-1987.	5
20	697823-3	1	-	-	-	-		Panel, r.h.	Panel, h	-1987.	5
	1240653-4	-	1	-	-	-		Panel, r.h.	Panel, h	-1987.	5
	1242156-6	-	-	1	-	-		Panel, r.h.	Panel, h	-1987.	5
	1295470-7	-	-	-	1	-		Panel, r.h.	Panel, h	-1987.	5
21	1241103-9	1	-	-	-	-		Panel, l.h.	Panel, v	IN.BELT	5
	1241997-4	1	-	-	-	-		Panel, l.h.	Panel, v	F.S.B	5
	1295263-6	-	1	-	-	-		Panel, l.h.	Panel, v	IN.BELT	5
	1295243-8	-	1	-	-	-		Panel, l.h.	Panel, v	F.S.B	5
	1295266-9	-	-	1	-	-		Panel, l.h.	Panel, v	IN.BELT	5
	1295246-1	-	-	1	-	-		Panel, l.h.	Panel, v	F.S.B	5
	1295265-1	-	-	-	1	-		Panel, l.h.	Panel, v	IN.BELT	5
	1295245-3	-	-	-	1	-		Panel, l.h.	Panel, v	F.S.B	5
22	1295502-7	1	-	-	-	-		Panel, r.h.	Panel, h	IN.BELT	5
	1295501-9	1	-	-	-	-		Panel, r.h.	Panel, h	F.S.B	5
	1295498-8	-	1	-	-	-		Panel, r.h.	Panel, h	IN.BELT	5
	1295497-0	-	1	-	-	-		Panel, r.h.	Panel, h	F.S.B	5
	1295510-0	-	-	1	-	-		Panel, r.h.	Panel, h	IN.BELT	5
	1295509-2	-	-	1	-	-		Panel, r.h.	Panel, h	F.S.B	5
	1295506-8	-	-	-	1	-		Panel, r.h.	Panel, h	IN.BELT	5
	1295505-0	-	-	-	1	-		Panel, r.h.	Panel, h	F.S.B	5
23	1240914-0	1	-	-	-	-		Upholstery, l.h.	Klädsel, v		5
	1240654-2	-	1	-	-	-		Upholstery, l.h.	Klädsel, v		5
	1295098-6	-	-	1	-	-		Upholstery, l.h.	Klädsel, v		5
	1295119-0	-	-	-	1	-		Upholstery, l.h.	Klädsel, v		5
	1240916-5	1	-	-	-	-		Upholstery, r.h.	Klädsel, h		5
	1240655-9	-	1	-	-	-		Upholstery, r.h.	Klädsel, h		5
	1295099-4	-	-	1	-	-		Upholstery, r.h.	Klädsel, h		5
	1295120-8	-	-	-	1	-		Upholstery, r.h.	Klädsel, h		5
24	1241119-5	1	-	-	-	-		Panel	Panel		5
	1295268-5	-	1	-	-	-		Panel	Panel		5
	1295271-9	-	-	1	-	-		Panel	Panel		5
	1295270-1	-	-	-	1	-		Panel	Panel		5
25	1360964-9	1	-	-	-	-		Panel	Panel		5
	1360962-3	-	1	-	-	-		Panel	Panel		5
	1360960-7	-	-	1	-	-		Panel	Panel		5
	1360958-1	-	-	-	1	-		Panel	Panel		5

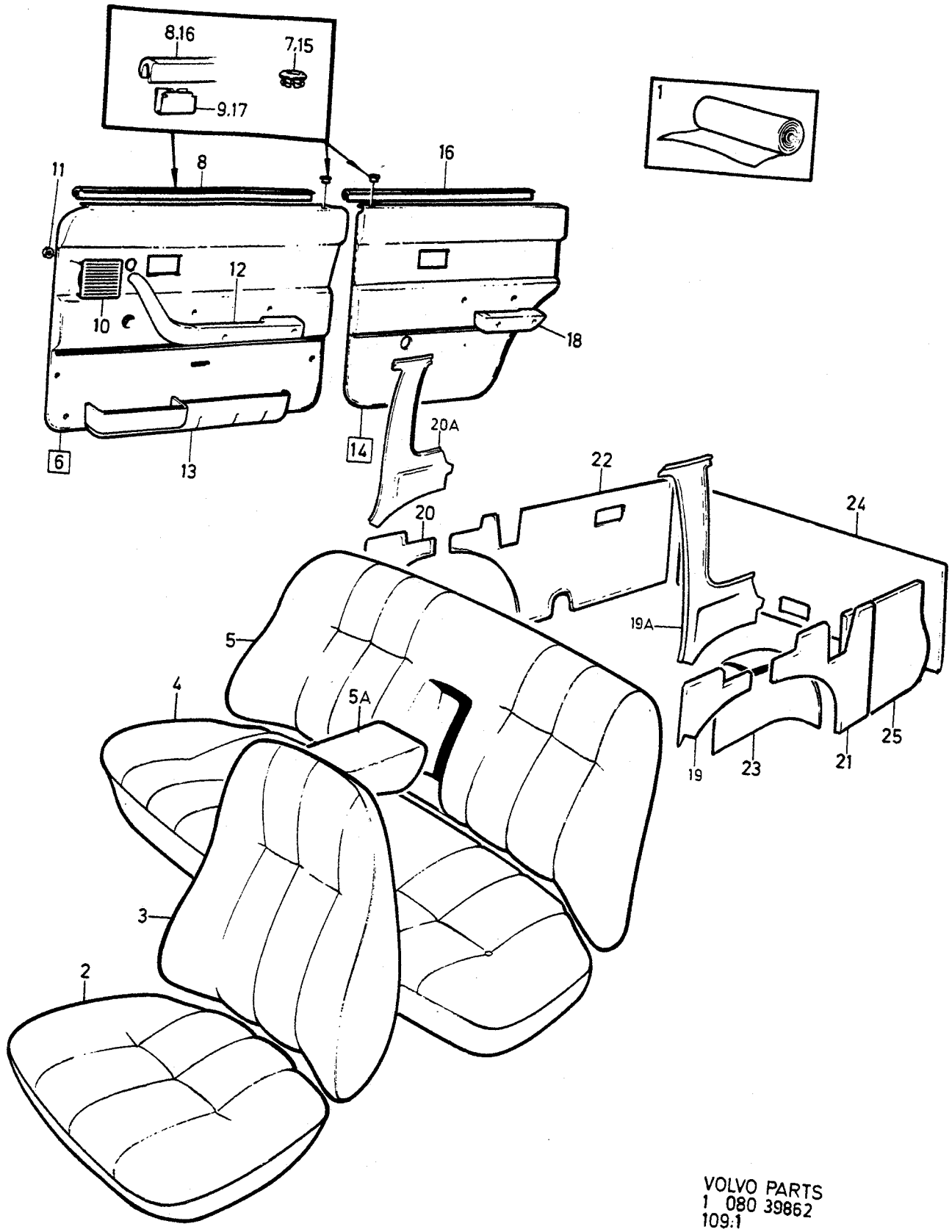

VOLVO PARTS
1 080 39862
109:1

A	5130
B	5131
C	5132
D	5133
E	

INTERIOR TRIM — INREDNING

Group / Grupp **85**

Page / Sida **1063**

CODE 5130, 5131, 5132, 5133

Fig	Part No. Artikel nr	Quantity /Antal A	B	C	D	E	PS	Description	Benämning	Notes Anmärkning	SR
1	1313994-4	X	-	-	-	-		Cloth, blue	Tyg, blå	1)	6
	699661-5	X	-	-	-	-		Coated fabric, blue	Vävplast, blå	1)	5
	1313997-7	-	X	-	-	-		Cloth, beige	Tyg, beige	1)	6
	699663-1	-	X	-	-	-		Coated fabric, beige	Vävplast, beige	1)	5
	1313995-1	-	-	X	-	-		Cloth, brown	Tyg, brun	1)	6
	699756-3	-	-	X	-	-		Coated fabric, brown	Vävplast, brun	1)	5
	1309332-3	-	-	-	X	-		Cloth, grey	Tyg, grå	1)	6
	699419-8	-	-	-	X	-		Coated fabric, black	Vävplast, svart	1)	6
2	1313936-5	2	-	-	-	-		Upholstery	Klädsel		5
	1313939-9	-	2	-	-	-		Upholstery	Klädsel		5
	1313937-3	-	-	2	-	-		Upholstery	Klädsel		5
	1360214-9	-	-	-	2	-		Upholstery	Klädsel		5
3	1360211-5	2	-	-	-	-		Upholstery	Klädsel		5
	1360217-2	-	2	-	-	-		Upholstery	Klädsel		5
	1360213-1	-	-	2	-	-		Upholstery	Klädsel		5
	1360215-6	-	-	-	2	-		Upholstery	Klädsel		5
4	1313961-3	1	-	-	-	-		Upholstery	Klädsel		5
	1313964-7	-	1	-	-	-		Upholstery	Klädsel		5
	1313962-1	-	-	1	-	-		Upholstery	Klädsel		5
	1360635-5	-	-	-	1	-		Upholstery	Klädsel		5
5	3506005-2	1	-	-	-	-		Upholstery	Klädsel	(1360630) -1986.	5
	3506005-2	1	-	-	-	-		Upholstery	Klädsel	1987	5
	3506007-8	-	1	-	-	-		Upholstery	Klädsel	(1360639) -1986	5
	3506007-8	-	1	-	-	-		Upholstery	Klädsel	1987	5
	3506006-0	-	-	1	-	-		Upholstery	Klädsel	(1360633) -1986	5
	3506006-0	-	-	1	-	-		Upholstery	Klädsel	1987	5
	3506004-5	-	-	-	1	-		Upholstery	Klädsel	(1360636)	5
5a	1370536-3	1	-	-	-	-		Upholstery	Klädsel		5
	1370538-9	-	1	-	-	-		Upholstery	Klädsel		5
	1370539-7	-	-	1	-	-		Upholstery	Klädsel		5
	1370537-1	-	-	-	1	-		Upholstery	Klädsel		5
6	1360974-8	1	-	-	-	-		Door panel, l.h.	Dörrpanel, v		5
	1360976-3	-	1	-	-	-		Door panel, l.h.	Dörrpanel, v		5
	1360972-2	-	-	1	-	-		Door panel, l.h.	Dörrpanel, v		5
	1360970-6	-	-	-	1	-		Door panel, l.h.	Dörrpanel, v		5
	1360975-5	1	-	-	-	-		Door panel, r.h.	Dörrpanel, h		5
	1360977-1	-	1	-	-	-		Door panel, r.h.	Dörrpanel, h		5
	1360973-0	-	-	1	-	-		Door panel, r.h.	Dörrpanel, h		5
	1360971-4	-	-	-	1	-		Door panel, r.h.	Dörrpanel, h		5
7	1294864-2	1	-	-	-	-		•Bushing, blue	•Bussning, blå		4
	1294865-9	-	1	-	-	-		•Bushing, beige	•Bussning, beige		4
	1294867-5	-	-	1	-	-		•Bushing, brown	•Bussning, brun		4
	677003-6	-	-	-	1	-		•Bushing, black	•Bussning, svart		4
8	1313350-9	1	1	1	1	-		•Strip Blank	•List Ämne		2
9	1210439-4	6	6	6	6	-		•Clip	•Clips		3
10	1323419-0	1	-	-	-	-		•Loudspeaker grille, blue	•Högtalargaller, blå		4
	1323422-4	-	1	-	-	-		•Loudspeaker grille, beige	•Högtalargaller, beige		4
	1323421-6	-	-	1	-	-		•Loudspeaker grille, brown	•Högtalargaller, brun		4
	1323420-8	-	-	-	1	-		•Loudspeaker grille, black	•Högtalargaller, svart		4
11	944602-2	4	4	4	4	-		•Lock washer	•Låsbricka		2
12		-	-	-	-	-		Arm rest	Armstöd	SEE **88**•1221	
13		-	-	-	-	-		Door pocket	Dörrfack	SEE **88**•1223	
14	1360998-7	1	-	-	-	-		Door panel, l.h.	Dörrpanel, v		5
	1364000-8	-	1	-	-	-		Door panel, l.h.	Dörrpanel, v		5
	1360996-1	-	-	1	-	-		Door panel, l.h.	Dörrpanel, v		5
	1360994-6	-	-	-	1	-		Door panel, l.h.	Dörrpanel, v		5
	1360999-5	1	-	-	-	-		Door panel, r.h.	Dörrpanel, h		5

1) Unit: Linear metre. Width of material = 150cm. / Enhet längdmeter. Metervarans bredd = 150cm.

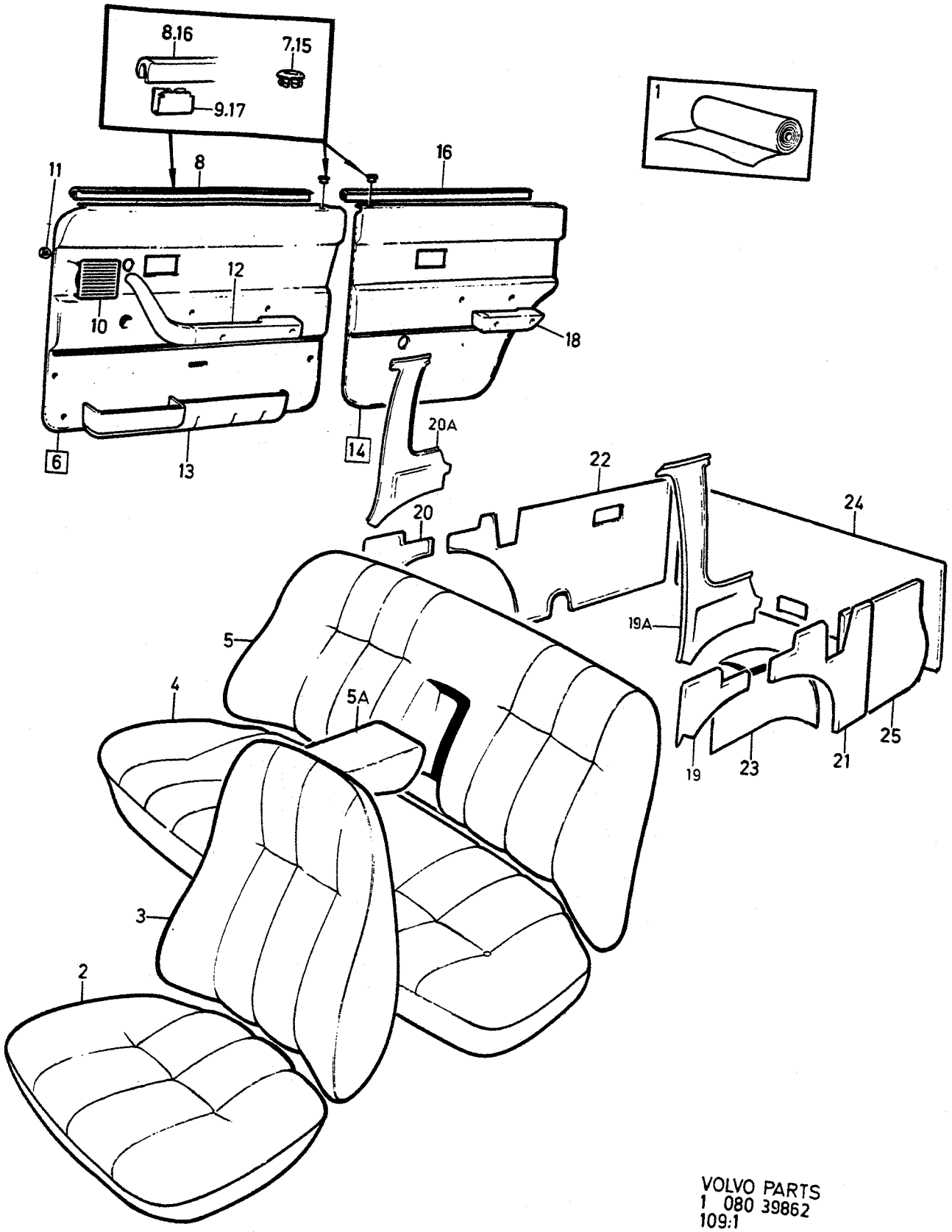

VOLVO PARTS
1 080 39862
109:1

A	5130
B	5131
C	5132
D	5133
E	

INTERIOR TRIM — INREDNING

Group / Grupp 85

Page / Sida 1065

CODE 5130, 5131, 5132, 5133

Fig	Part No. Artikel nr	Quantity /Antal A	B	C	D	E	PS	Description	Benämning	Notes Anmärkning	SR
	1364001-6	-	1	-	-	-		Door panel, r.h.	Dörrpanel, h		5
	1360997-9	-	-	1	-	-		Door panel, r.h.	Dörrpanel, h		5
	1360995-3	-	-	-	1	-		Door panel, r.h.	Dörrpanel, h		5
15	1294864-2	1	-	-	-	-		•Bushing, blue	•Bussning, blå		4
	1294865-9	-	1	-	-	-		•Bushing, beige	•Bussning, beige		4
	1294867-5	-	-	1	-	-		•Bushing, brown	•Bussning, brun		4
	677003-6	-	-	-	1	-		•Bushing, black	•Bussning, svart		4
16	1313350-9	1	1	1	1	-		•Strip	•List		2
								Blank	Ämne		
17	1210439-4	6	6	6	6	-		•Clip	•Clips		3
18		-	-	-	-	-		Arm rest	Armstöd	SEE 88•1223	
19	1240652-6	1	-	-	-	-		Panel, l.h.	Panel, v	-1986. ALTER 1987	5
	1242154-1	-	1	-	-	-		Panel, l.h.	Panel, v	-1986. ALTER 1987	5
	1295469-9	-	-	1	-	-		Panel, l.h.	Panel, v	-1986. ALTER 1987	5
	697822-5	-	-	-	1	-		Panel, l.h.	Panel, v	-1986. ALTER 1987	5
19a	1364026-3	1	-	-	-	-		Panel, l.h.	Panel, v	1987	5
	1364028-9	-	1	-	-	-		Panel, l.h.	Panel, v	1987	5
	1364030-5	-	-	1	-	-		Panel, l.h.	Panel, v	1987	5
	1364024-8	-	-	-	1	-		Panel, l.h.	Panel, v	1987	5
20	1240653-4	1	-	-	-	-		Panel, r.h.	Panel, h	-1986. ALTER 1987	5
	1242156-6	-	1	-	-	-		Panel, r.h.	Panel, h	-1986. ALTER 1987	5
	1295470-7	-	-	1	-	-		Panel, r.h.	Panel, h	-1986. ALTER 1987	5
	697823-3	-	-	-	1	-		Panel, r.h.	Panel, h	-1986. ALTER 1987	5
20a	1364027-1	1	-	-	-	-		Panel, r.h.	Panel, h	1987	5
	1364029-7	-	1	-	-	-		Panel, r.h.	Panel, h	1987	5
	1364031-3	-	-	1	-	-		Panel, r.h.	Panel, h	1987	5
	1364025-5	-	-	-	1	-		Panel, r.h.	Panel, h	1987	5
21	1295243-8	1	-	-	-	-		Panel, l.h.	Panel, v	F.S.B	5
	1295263-6	1	-	-	-	-		Panel, l.h.	Panel, v	IN.BELT	5
	1295246-1	-	1	-	-	-		Panel, l.h.	Panel, v	F.S.B	5
	1295266-9	-	1	-	-	-		Panel, l.h.	Panel, v	IN.BELT	5
	1295245-3	-	-	1	-	-		Panel, l.h.	Panel, v	F.S.B	5
	1295265-1	-	-	1	-	-		Panel, l.h.	Panel, v	IN.BELT	5
	1241997-4	-	-	-	1	-		Panel, l.h.	Panel, v	F.S.B	5
	1241103-9	-	-	-	1	-		Panel, l.h.	Panel, v	IN.BELT	5
22	1295497-0	1	-	-	-	-		Panel, r.h.	Panel, h	F.S.B	5
	1295498-8	1	-	-	-	-		Panel, r.h.	Panel, h	IN.BELT	5
	1295509-2	-	1	-	-	-		Panel, r.h.	Panel, h	F.S.B	5
	1295510-0	-	1	-	-	-		Panel, r.h.	Panel, h	IN.BELT	5
	1295505-0	-	-	1	-	-		Panel, r.h.	Panel, h	F.S.B	5
	1295506-8	-	-	1	-	-		Panel, r.h.	Panel, h	IN.BELT	5
	1295501-9	-	-	-	1	-		Panel, r.h.	Panel, h	F.S.B	5
	1295502-7	-	-	-	1	-		Panel, r.h.	Panel, h	IN.BELT	5
23	1240654-2	1	-	-	-	-		Upholstery, l.h.	Klädsel, v		5
	1295098-6	-	1	-	-	-		Upholstery, l.h.	Klädsel, v		5
	1295119-0	-	-	1	-	-		Upholstery, l.h.	Klädsel, v		5
	1240914-0	-	-	-	1	-		Upholstery, l.h.	Klädsel, v		5
	1240655-9	1	-	-	-	-		Upholstery, r.h.	Klädsel, h		5
	1295099-4	-	1	-	-	-		Upholstery, r.h.	Klädsel, h		5
	1295120-8	-	-	1	-	-		Upholstery, r.h.	Klädsel, h		5
	1240916-5	-	-	-	1	-		Upholstery, r.h.	Klädsel, h		5
24	1295268-5	1	-	-	-	-		Panel	Panel		5
	1295271-9	-	1	-	-	-		Panel	Panel		5
	1295270-1	-	-	1	-	-		Panel	Panel		5
	1241119-5	-	-	-	1	-		Panel	Panel		5
25	1360962-3	1	-	-	-	-		Panel	Panel		5
	1360960-7	-	1	-	-	-		Panel	Panel		5
	1360958-1	-	-	1	-	-		Panel	Panel		5
	1360964-9	-	-	-	1	-		Panel	Panel		5

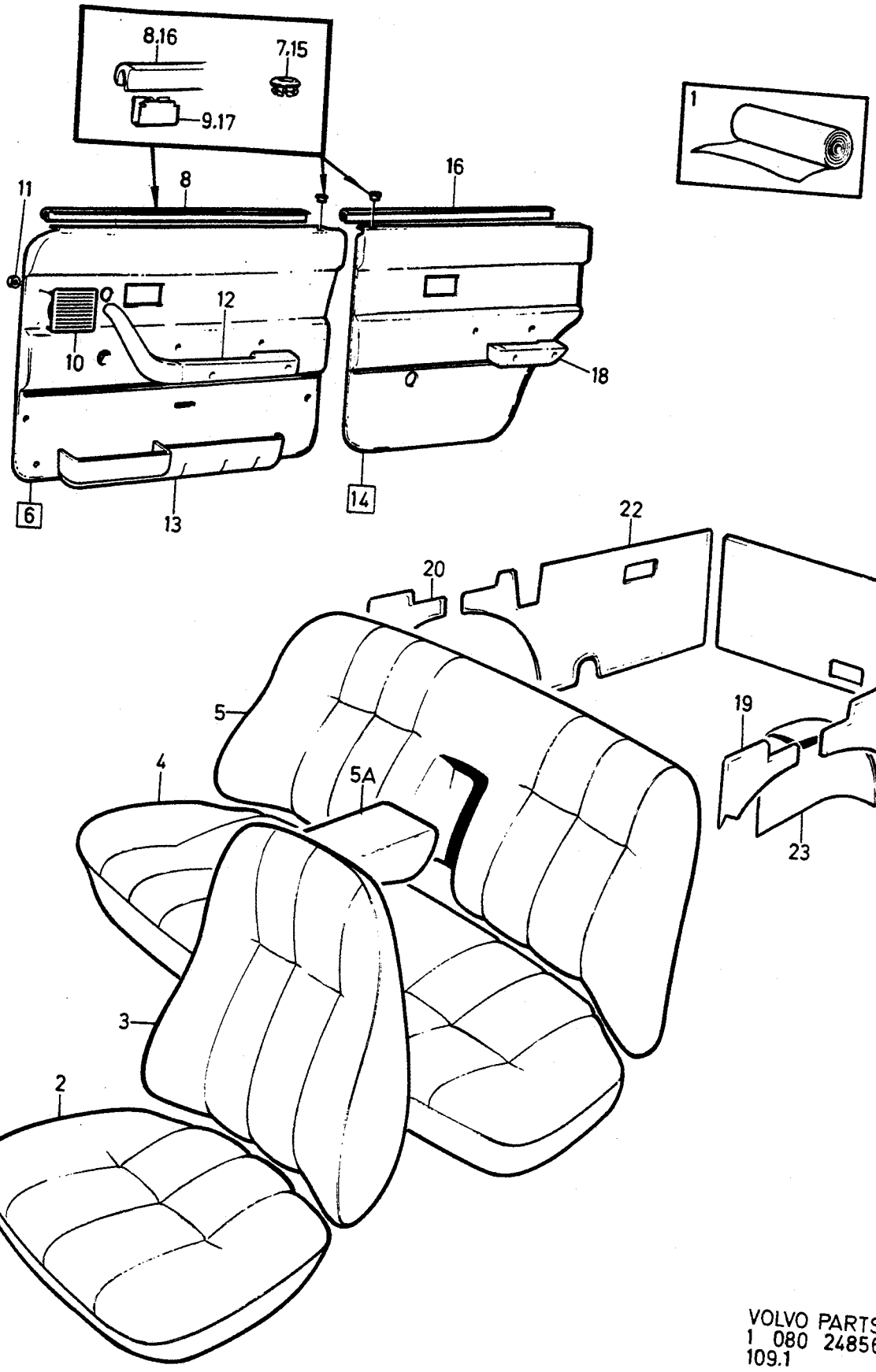

VOLVO PARTS
1 080 24856
109.1

A	5305
B	5306
C	5307
D	5308
E	

INTERIOR TRIM — **INREDNING**

Group / Grupp: **85**

Page / Sida: **1067**

CODE 5305, 5306, 5307, 5308

Fig	Part No. Artikel nr	Quantity /Antal A	B	C	D	E	PS	Description	Benämning	Notes Anmärkning	SR
1	699419-8	X	-	-	-	-		Coated fabric, black	Vävplast, svart	1)	6
	699577-3	X	-	-	-	-		Coated fabric, black foam back padding	Vävplast, svart skumplast laminerad	1)	6
	699661-5	-	X	-	-	-		Coated fabric, blue	Vävplast, blå	1)	5
	699662-3	-	X	-	-	-		Coated fabric, blue foam back padding	Vävplast, blå skumplast laminerad	1)	5
	699663-1	-	-	X	-	-		Coated fabric, beige	Vävplast, beige	1)	5
	699768-8	-	-	X	-	-		Coated fabric, beige foam back padding	Vävplast, beige skumplast laminerad	1)	5
	699756-3	-	-	-	X	-		Coated fabric, brown	Vävplast, brun	1)	5
	699761-3	-	-	-	X	-		Coated fabric, brown foam back padding	Vävplast, brun skumplast laminerad	1)	5
2	*1240935*	2	-	-	-	-	OP	Upholstery	Klädsel		5
	1241968-5	-	2	-	-	-		Upholstery	Klädsel		5
	1295012-7	-	-	2	-	-		Upholstery	Klädsel		5
	1295022-6	-	-	-	2	-		Upholstery	Klädsel		5
3	*1240939*	2	-	-	-	-	OP	Upholstery	Klädsel		5
	1241969-3	-	2	-	-	-		Upholstery	Klädsel		5
	1295013-5	-	-	2	-	-		Upholstery	Klädsel		5
	1295023-4	-	-	-	2	-		Upholstery	Klädsel		5
4	1295110-9	1	-	-	-	-		Upholstery	Klädsel		5
	1295076-2	-	1	-	-	-		Upholstery	Klädsel		5
	1295101-8	-	-	1	-	-		Upholstery	Klädsel		5
	1295122-4	-	-	-	1	-		Upholstery	Klädsel		5
5	3506009-4	1	-	-	-	-		Upholstery	Klädsel	(1295111)	5
	3506011-0	-	1	-	-	-		Upholstery	Klädsel	(1295077)	5
	3506012-8	-	-	1	-	-		Upholstery	Klädsel	(1295102)	5
	3506010-2	-	-	-	1	-		Upholstery	Klädsel	(1295123)	5
5a	1295149-7	1	-	-	-	-		Upholstery	Klädsel		5
	1295144-8	-	1	-	-	-		Upholstery	Klädsel		5
	1295148-9	-	-	1	-	-		Upholstery	Klädsel		5
	1295151-3	-	-	-	1	-		Upholstery	Klädsel		5
6	1322251-8	1	-	-	-	-		Door panel, l.h.	Dörrpanel, v		5
	1322249-2	-	1	-	-	-		Door panel, l.h.	Dörrpanel, v		5
	1322255-9	-	-	1	-	-		Door panel, l.h.	Dörrpanel, v		5
	1322253-4	-	-	-	1	-		Door panel, l.h.	Dörrpanel, v		5
	1322252-6	1	-	-	-	-		Door panel, r.h.	Dörrpanel, h		5
	1322250-0	-	1	-	-	-		Door panel, r.h.	Dörrpanel, h		5
	1322256-7	-	-	1	-	-		Door panel, r.h.	Dörrpanel, h		5
	1322254-2	-	-	-	1	-		Door panel, r.h.	Dörrpanel, h		5
7	677003-6	1	-	-	-	-		•Bushing, black	•Bussning, svart		4
	1294864-2	-	1	-	-	-		•Bushing, blue	•Bussning, blå		4
	1294865-9	-	-	1	-	-		•Bushing, beige	•Bussning, beige		4
	1294867-5	-	-	-	1	-		•Bushing, brown	•Bussning, brun		4
8	1313350-9	1	1	1	1	-		•Strip Blank	•List Ämne		2
9	1210439-4	6	6	6	6	-		•Clip	•Clips		3
10	1323420-8	1	-	-	-	-		•Loudspeaker grille, black	•Högtalargaller, svart		4
	1323419-0	-	1	-	-	-		•Loudspeaker grille, blue	•Högtalargaller, blå		4
	1323422-4	-	-	1	-	-		•Loudspeaker grille, beige	•Högtalargaller, beige		4
	1323421-6	-	-	-	1	-		•Loudspeaker grille, brown	•Högtalargaller, brun		4
11	944602-2	4	4	4	4	-		•Lock washer	•Låsbricka		2
12		-	-	-	-	-		Arm rest	Armstöd	SEE **88**•1221	
13		-	-	-	-	-		Door pocket	Dörrfack	SEE **88**•1223	
14	1295434-3	1	-	-	-	-		Door panel, l.h.	Dörrpanel, v		5
	1295433-5	-	1	-	-	-		Door panel, l.h.	Dörrpanel, v		5
	1295436-8	-	-	1	-	-		Door panel, l.h.	Dörrpanel, v		5
	1295435-0	-	-	-	1	-		Door panel, l.h.	Dörrpanel, v		5

1) Unit: Linear metre. Width of material = 150 cm. / Enhet längdmeter. Metervarans bredd = 150 cm.

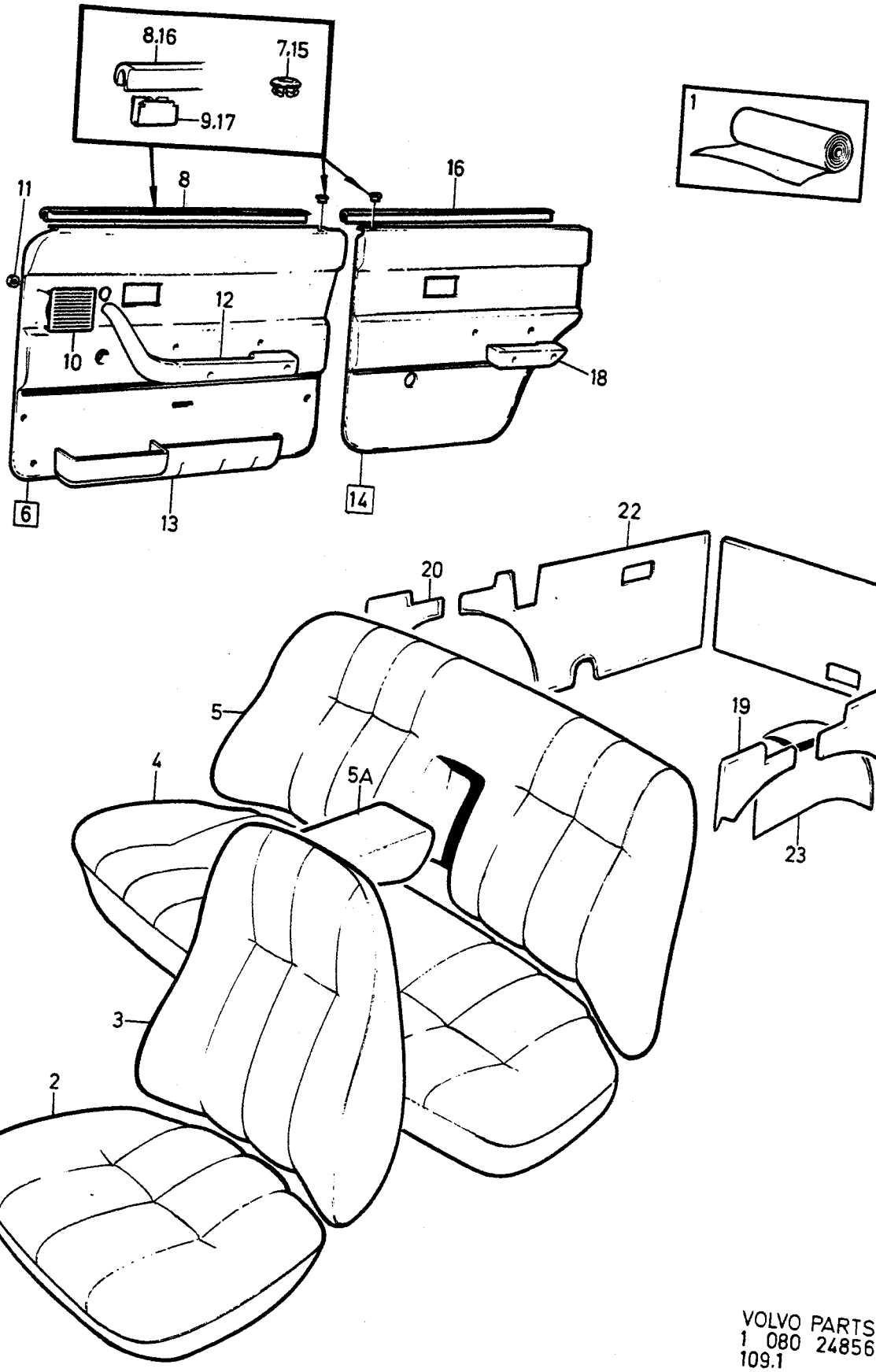

VOLVO PARTS
1 080 24856
109.1

A	5305
B	5306
C	5307
D	5308
E	

INTERIOR TRIM — INREDNING

Group / Grupp: 85

Page / Sida: 1069

CODE 5305, 5306, 5307, 5308

Fig	Part No. / Artikel nr	Quantity / Antal A	B	C	D	E	PS	Description	Benämning	Notes / Anmärkning	SR
	1295439-2	1	-	-	-	-		Door panel, r.h.	Dörrpanel, h		5
	1295438-4	-	1	-	-	-		Door panel, r.h.	Dörrpanel, h		5
	1295441-8	-	-	1	-	-		Door panel, r.h.	Dörrpanel, h		5
	1295440-0	-	-	-	1	-		Door panel, r.h.	Dörrpanel, h		5
15	677003-6	1	-	-	-	-		•Bushing, black	•Bussning, svart		4
	1294864-2	-	1	-	-	-		•Bushing, blue	•Bussning, blå		4
	1294865-9	-	-	1	-	-		•Bushing, beige	•Bussning, beige		4
	1294867-5	-	-	-	1	-		•Bushing, brown	•Bussning, brun		4
16	1313350-9	1	1	1	1	-		•Strip Blank	•List Ämne		2
17	1210439-4	6	6	6	6	-		•Clip	•Clips		3
18		-	-	-	-	-		Arm rest	Armstöd	SEE 88•1223	
19	697822-5	1	-	-	-	-		Panel, l.h.	Panel, v		5
	1240652-6	-	1	-	-	-		Panel, l.h.	Panel, v		5
	1242154-1	-	-	1	-	-		Panel, l.h.	Panel, v		5
	1295469-9	-	-	-	1	-		Panel, l.h.	Panel, v		5
20	697823-3	1	-	-	-	-		Panel, r.h.	Panel, h		5
	1240653-4	-	1	-	-	-		Panel, r.h.	Panel, h		5
	1242156-6	-	-	1	-	-		Panel, r.h.	Panel, h		5
	1295470-7	-	-	-	1	-		Panel, r.h.	Panel, h		5
21	1241103-9	1	-	-	-	-		Panel, l.h.	Panel, v	IN.BELT	5
	1241997-4	1	-	-	-	-		Panel, l.h.	Panel, v	F.S.B	5
	1295263-6	-	1	-	-	-		Panel, l.h.	Panel, v	IN.BELT	5
	1295243-8	-	1	-	-	-		Panel, l.h.	Panel, v	F.S.B	5
	1295266-9	-	-	1	-	-		Panel, l.h.	Panel, v	IN.BELT	5
	1295246-1	-	-	1	-	-		Panel, l.h.	Panel, v	F.S.B	5
	1295265-1	-	-	-	1	-		Panel, l.h.	Panel, v	IN.BELT	5
	1295245-3	-	-	-	1	-		Panel, l.h.	Panel, v	F.S.B	5
22	1295502-7	1	-	-	-	-		Panel, r.h.	Panel, h	IN.BELT	5
	1295501-9	1	-	-	-	-		Panel, r.h.	Panel, h	F.S.B	5
	1295498-8	-	1	-	-	-		Panel, r.h.	Panel, h	IN.BELT	5
	1295497-0	-	1	-	-	-		Panel, r.h.	Panel, h	F.S.B	5
	1295510-0	-	-	1	-	-		Panel, r.h.	Panel, h	IN.BELT	5
	1295509-2	-	-	1	-	-		Panel, r.h.	Panel, h	F.S.B	5
	1295506-8	-	-	-	1	-		Panel, r.h.	Panel, h	IN.BELT	5
	1295505-0	-	-	-	1	-		Panel, r.h.	Panel, h	F.S.B	5
23	1240914-0	1	-	-	-	-		Upholstery, l.h.	Klädsel, v		5
	1240654-2	-	1	-	-	-		Upholstery, l.h.	Klädsel, v		5
	1295098-6	-	-	1	-	-		Upholstery, l.h.	Klädsel, v		5
	1295119-0	-	-	-	1	-		Upholstery, l.h.	Klädsel, v		5
	1240916-5	1	-	-	-	-		Upholstery, r.h.	Klädsel, h		5
	1240655-9	-	1	-	-	-		Upholstery, r.h.	Klädsel, h		5
	1295099-4	-	-	1	-	-		Upholstery, r.h.	Klädsel, h		5
	1295120-8	-	-	-	1	-		Upholstery, r.h.	Klädsel, h		5
24	1241119-5	1	-	-	-	-		Panel	Panel		5
	1295268-5	-	1	-	-	-		Panel	Panel		5
	1295271-9	-	-	1	-	-		Panel	Panel		5
	1295270-1	-	-	-	1	-		Panel	Panel		5
25	1244372-7	1	-	-	-	-		Panel	Panel		5
	1244373-5	-	1	-	-	-		Panel	Panel		5
	1244374-3	-	-	1	-	-		Panel	Panel		5
	1244376-8	-	-	-	1	-		Panel	Panel		5

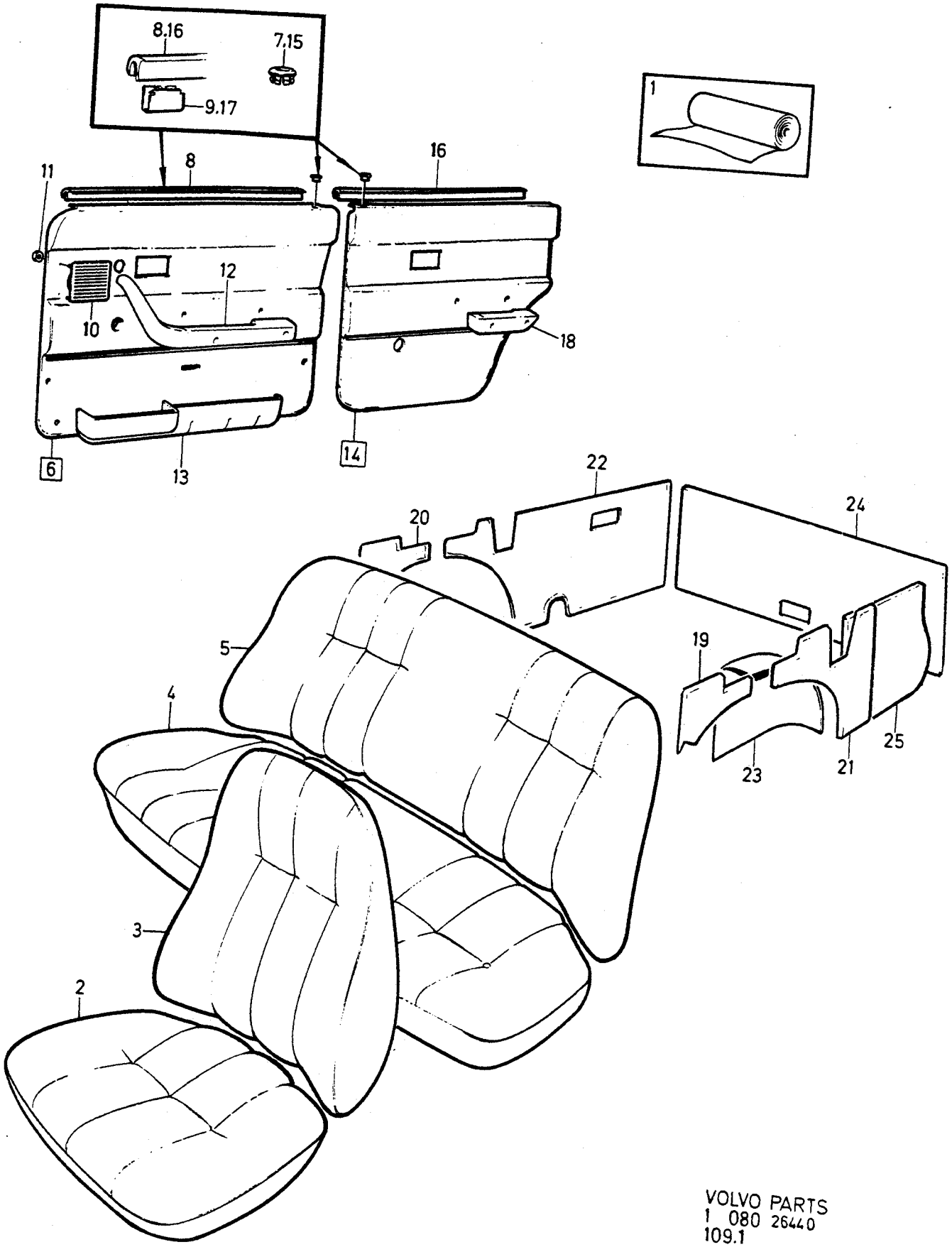

VOLVO PARTS
1 080 26440
109.1

A	5350
B	5351
C	5352
D	5353
E	

INTERIOR TRIM — INREDNING

Group / Grupp 85

Page / Sida 1071

CODE 5350, 5351, 5352, 5353

Fig	Part No. Artikel nr	Quantity /Antal A	B	C	D	E	PS	Description	Benämning	Notes Anmärkning	SR
1	1313877-1	X	-	-	-	-		Cloth, black	Tyg, svart	1)	6
	699419-8	X	-	-	-	-		Coated fabric, black	Vävplast, svart	1)	6
	1313874-8	-	X	-	-	-		Cloth, blue	Tyg, blå	1)	6
	699661-5	-	X	-	-	-		Coated fabric, blue	Vävplast, blå	1)	5
	1313878-9	-	-	X	-	-		Cloth, beige	Tyg, beige	1)	6
	699663-1	-	-	X	-	-		Coated fabric, beige	Vävplast, beige	1)	5
	1313875-5	-	-	-	X	-		Cloth, brown	Tyg, brun	1)	6
	699756-3	-	-	-	X	-		Coated fabric, brown	Vävplast, brun	1)	5
2	1313815-1	2	-	-	-	-		Upholstery	Klädsel		5
	1313812-8	-	2	-	-	-		Upholstery	Klädsel		5
	1313816-9	-	-	2	-	-		Upholstery	Klädsel		5
	1313813-6	-	-	-	2	-		Upholstery	Klädsel		5
3	1313822-7	2	-	-	-	-		Upholstery	Klädsel		5
	1313819-3	-	2	-	-	-		Upholstery	Klädsel		5
	1313823-5	-	-	2	-	-		Upholstery	Klädsel		5
	1313820-1	-	-	-	2	-		Upholstery	Klädsel		5
4	1313850-8	1	-	-	-	-		Upholstery	Klädsel		5
	1313847-4	-	1	-	-	-		Upholstery	Klädsel		5
	1313851-6	-	-	1	-	-		Upholstery	Klädsel		5
	1313848-2	-	-	-	1	-		Upholstery	Klädsel		5
5	1313857-3	1	-	-	-	-		Upholstery	Klädsel		5
	1313854-0	-	1	-	-	-		Upholstery	Klädsel		5
	1313858-1	-	-	1	-	-		Upholstery	Klädsel		5
	1313855-7	-	-	-	1	-		Upholstery	Klädsel		5
6	1322251-8	1	-	-	-	-		Door panel, l.h.	Dörrpanel, v		5
	1322249-2	-	1	-	-	-		Door panel, l.h.	Dörrpanel, v		5
	1322255-9	-	-	1	-	-		Door panel, l.h.	Dörrpanel, v		5
	1322253-4	-	-	-	1	-		Door panel, l.h.	Dörrpanel, v		5
	1322252-6	1	-	-	-	-		Door panel, r.h.	Dörrpanel, h		5
	1322250-0	-	1	-	-	-		Door panel, r.h.	Dörrpanel, h		5
	1322256-7	-	-	1	-	-		Door panel, r.h.	Dörrpanel, h		5
	1322254-2	-	-	-	1	-		Door panel, r.h.	Dörrpanel, h		5
7	677003-6	1	-	-	-	-		•Bushing, black	•Bussning, svart		4
	1294864-2	-	1	-	-	-		•Bushing, blue	•Bussning, blå		4
	1294865-9	-	-	1	-	-		•Bushing, beige	•Bussning, beige		4
	1294867-5	-	-	-	1	-		•Bushing, brown	•Bussning, brun		4
8	1313350-9	1	1	1	1	-		•Strip Blank	•List Ämne		2
9	1210439-4	6	6	6	6	-		•Clip	•Clips		3
10	1323420-8	1	-	-	-	-		•Loudspeaker grille, black	•Högtalargaller, svart		4
	1323419-0	-	1	-	-	-		•Loudspeaker grille, blue	•Högtalargaller, blå		4
	1323422-4	-	-	1	-	-		•Loudspeaker grille, beige	•Högtalargaller, beige		4
	1323421-6	-	-	-	1	-		•Loudspeaker grille, brown	•Högtalargaller, brun		4
11	944602-2	4	4	4	4	-		•Lock washer	•Låsbricka		2
12		-	-	-	-	-		Arm rest	Armstöd	SEE 88•1221	
13		-	-	-	-	-		Door pocket	Dörrfack	SEE 88•1223	
14	1295434-3	1	-	-	-	-		Door panel, l.h.	Dörrpanel, v		5
	1295433-5	-	1	-	-	-		Door panel, l.h.	Dörrpanel, v		5
	1295436-8	-	-	1	-	-		Door panel, l.h.	Dörrpanel, v		5
	1295435-0	-	-	-	1	-		Door panel, l.h.	Dörrpanel, v		5
	1295439-2	1	-	-	-	-		Door panel, r.h.	Dörrpanel, h		5
	1295438-4	-	1	-	-	-		Door panel, r.h.	Dörrpanel, h		5
	1295441-8	-	-	1	-	-		Door panel, r.h.	Dörrpanel, h		5
	1295440-0	-	-	-	1	-		Door panel, r.h.	Dörrpanel, h		5
15	677003-6	1	-	-	-	-		•Bushing, black	•Bussning, svart		4
	1294864-2	-	1	-	-	-		•Bushing, blue	•Bussning, blå		4
	1294865-9	-	-	1	-	-		•Bushing, beige	•Bussning, beige		4
	1294867-5	-	-	-	1	-		•Bushing, brown	•Bussning, brun		4
16	1313350-9	1	1	1	1	-		•Strip	•List		2

1) Unit: Linear metre. Width of material = 150cm. / Enhet längdmeter. Metervarans bredd = 150cm.

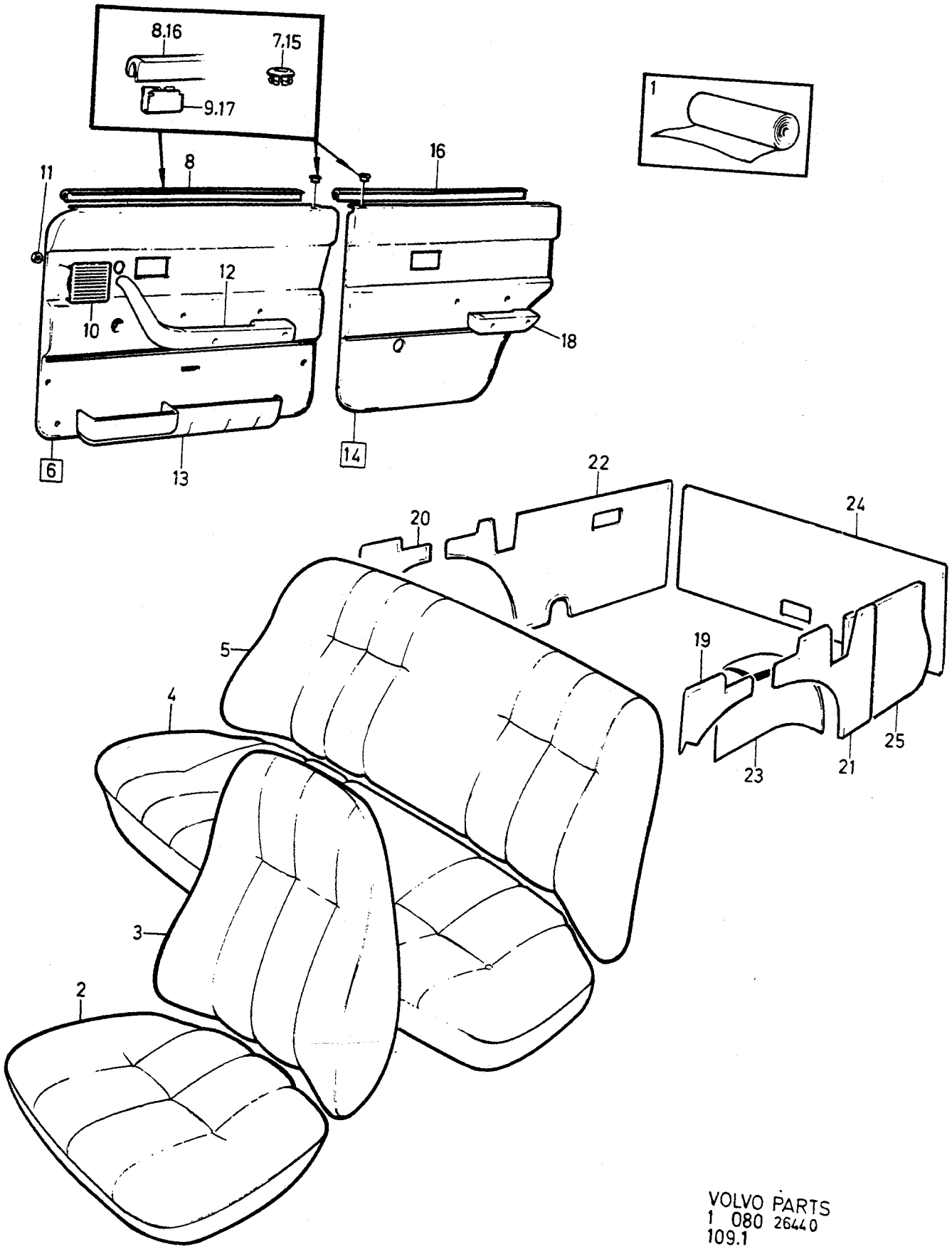
8.16
7.15
9.17
1
11
8
16
12
10
18
6
13
14
22
20
24
5
19
4
25
23
21
3
2

A	5350
B	5351
C	5352
D	5353
E	

INTERIOR TRIM — INREDNING

Group / Grupp 85

Page / Sida 1073

CODE 5350, 5351, 5352, 5353

Fig	Part No. / Artikel nr	Quantity /Antal A	B	C	D	E	P S	Description	Benämning	Notes / Anmärkning	S R
								Blank	Ämne		
17	1210439-4	6	6	6	6	-		•Clip	•Clips		3
18		-	-	-	-	-		Arm rest	Armstöd	SEE 88•1223	
19	697822-5	1	-	-	-	-		Panel, l.h.	Panel, v		5
	1240652-6	-	1	-	-	-		Panel, l.h.	Panel, v		5
	1242154-1	-	-	1	-	-		Panel, l.h.	Panel, v		5
	1295469-9	-	-	-	1	-		Panel, l.h.	Panel, v		5
20	697823-3	1	-	-	-	-		Panel, r.h.	Panel, h		5
	1240653-4	-	1	-	-	-		Panel, r.h.	Panel, h		5
	1242156-6	-	-	1	-	-		Panel, r.h.	Panel, h		5
	1295470-7	-	-	-	1	-		Panel, r.h.	Panel, h		5
21	1241997-4	1	-	-	-	-		Panel, l.h.	Panel, v	F.S.B	5
	1241103-9	1	-	-	-	-		Panel, l.h.	Panel, v	IN.BELT	5
	1295243-8	-	1	-	-	-		Panel, l.h.	Panel, v	F.S.B	5
	1295263-6	-	1	-	-	-		Panel, l.h.	Panel, v	IN.BELT	5
	1295246-1	-	-	1	-	-		Panel, l.h.	Panel, v	F.S.B	5
	1295266-9	-	-	1	-	-		Panel, l.h.	Panel, v	IN.BELT	5
	1295245-3	-	-	-	1	-		Panel, l.h.	Panel, v	F.S.B	5
	1295265-1	-	-	-	1	-		Panel, l.h.	Panel, v	IN.BELT	5
22	1295501-9	1	-	-	-	-		Panel, r.h.	Panel, h	F.S.B	5
	1295502-7	1	-	-	-	-		Panel, r.h.	Panel, h	IN.BELT	5
	1295497-0	-	1	-	-	-		Panel, r.h.	Panel, h	F.S.B	5
	1295498-8	-	1	-	-	-		Panel, r.h.	Panel, h	IN.BELT	5
	1295509-2	-	-	1	-	-		Panel, r.h.	Panel, h	F.S.B	5
	1295510-0	-	-	1	-	-		Panel, r.h.	Panel, h	IN.BELT	5
	1295505-0	-	-	-	1	-		Panel, r.h.	Panel, h	F.S.B	5
	1295506-8	-	-	-	1	-		Panel, r.h.	Panel, h	IN.BELT	5
23	1240914-0	1	-	-	-	-		Upholstery, l.h.	Klädsel, v		5
	1240654-2	-	1	-	-	-		Upholstery, l.h.	Klädsel, v		5
	1295098-6	-	-	1	-	-		Upholstery, l.h.	Klädsel, v		5
	1295119-0	-	-	-	1	-		Upholstery, l.h.	Klädsel, v		5
	1240916-5	1	-	-	-	-		Upholstery, r.h.	Klädsel, h		5
	1240655-9	-	1	-	-	-		Upholstery, r.h.	Klädsel, h		5
	1295099-4	-	-	1	-	-		Upholstery, r.h.	Klädsel, h		5
	1295120-8	-	-	-	1	-		Upholstery, r.h.	Klädsel, h		5
24	1241119-5	1	-	-	-	-		Panel	Panel		5
	1295268-5	-	1	-	-	-		Panel	Panel		5
	1295271-9	-	-	1	-	-		Panel	Panel		5
	1295270-1	-	-	-	1	-		Panel	Panel		5
25	1244372-7	1	-	-	-	-		Panel	Panel		5
	1244373-5	-	1	-	-	-		Panel	Panel		5
	1244374-3	-	-	1	-	-		Panel	Panel		5
	1244376-8	-	-	-	1	-		Panel	Panel		5

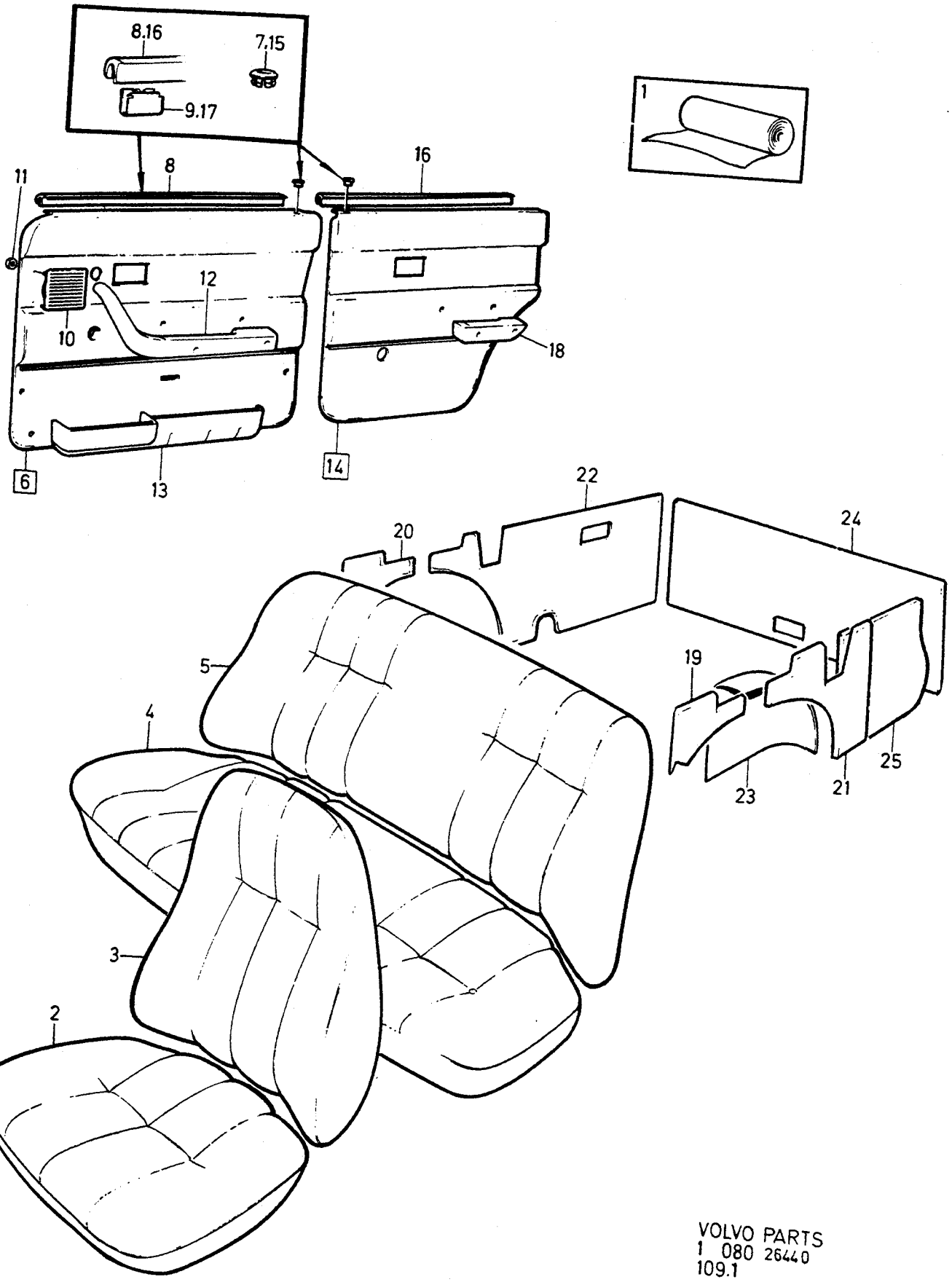

VOLVO PARTS
1 080 26440
109.1

A	5354	INTERIOR TRIM	INREDNING	Group Grupp 85
B				
C				
D				Page Sida 1075
E		CODE 5354		

Fig	Part No. Artikel nr	Quantity /Antal A	B	C	D	E	PS	Description	Benämning	Notes Anmärkning	SR
1	1313879-7	X	-	-	-	-		Cloth, red	Tyg, röd	1)	6
	699419-8	X	-	-	-	-		Coated fabric, black	Vävplast, svart	1)	6
2	1313817-7	2	-	-	-	-		Upholstery	Klädsel		5
3	1313824-3	2	-	-	-	-		Upholstery	Klädsel		5
4	1313852-4	1	-	-	-	-		Upholstery	Klädsel		5
5	1313859-9	1	-	-	-	-		Upholstery	Klädsel		5
6	1322251-8	1	-	-	-	-		Door panel, l.h.	Dörrpanel, v		5
	1322252-6	1	-	-	-	-		Door panel, r.h.	Dörrpanel, h		5
7	677003-6	1	-	-	-	-		•Bushing, black	•Bussning, svart		4
8	1313350-9	1	-	-	-	-		•Strip	•List		2
								Blank	Ämne		
9	1210439-4	6	-	-	-	-		•Clip	•Clips		3
10	1323420-8	1	-	-	-	-		•Loudspeaker grille, black	•Högtalargaller, svart		4
11	944602-2	4	-	-	-	-		•Lock washer	•Låsbricka		2
12		-	-	-	-	-		Arm rest	Armstöd	SEE 88•1221	
13		-	-	-	-	-		Door pocket	Dörrfack	SEE 88•1223	
14	1295434-3	1	-	-	-	-		Door panel, l.h.	Dörrpanel, v		5
	1295439-2	1	-	-	-	-		Door panel, r.h.	Dörrpanel, h		5
15	677003-6	1	-	-	-	-		•Bushing, black	•Bussning, svart		4
16	1313350-9	1	-	-	-	-		•Strip	•List		2
								Blank	Ämne		
17	1210439-4	6	-	-	-	-		•Clip	•Clips		3
18		-	-	-	-	-		Arm rest	Armstöd		
19	697822-5	1	-	-	-	-		Panel, l.h.	Panel, v		5
20	697823-3	1	-	-	-	-		Panel, r.h.	Panel, h		5
21	1241997-4	1	-	-	-	-		Panel, l.h.	Panel, v	F.S.B	5
	1241103-9	1	-	-	-	-		Panel, l.h.	Panel, v	IN.BELT	5
22	1295501-9	1	-	-	-	-		Panel, r.h.	Panel, h	F.S.B	5
	1295502-7	1	-	-	-	-		Panel, r.h.	Panel, h	IN.BELT	5
23	1240914-0	1	-	-	-	-		Upholstery, l.h.	Klädsel, v		5
	1240916-5	1	-	-	-	-		Upholstery, r.h.	Klädsel, h		5
24	1241119-5	1	-	-	-	-		Panel	Panel		5
25	1244372-7	1	-	-	-	-		Panel	Panel		5

1) Unit: Linear metre. Width of material = 150cm. / Enhet längdmeter. Metervarans bredd = 150cm.

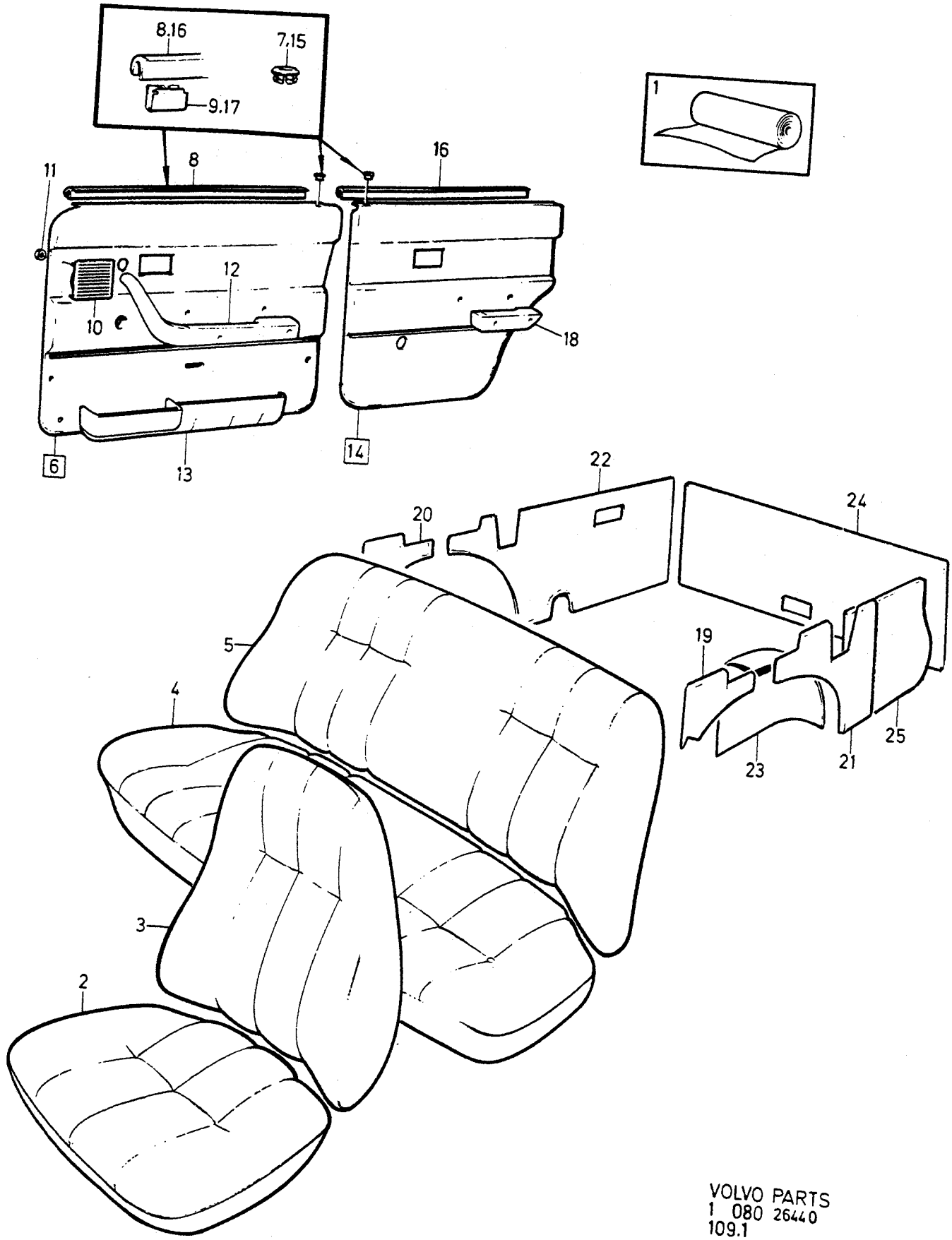
8.16
7.15
9.17
1
11
8
16
12
10
18
6
13
14
22
20
24
5
19
4
25
23
21
3
2

A	5360
B	5361
C	5362
D	5363
E	

INTERIOR TRIM — INREDNING

Group / Grupp 85

Page / Sida 1077

CODE 5360, 5361, 5362, 5363.

Fig	Part No. Artikel nr	Quantity /Antal A	B	C	D	E	PS	Description	Benämning	Notes Anmärkning	SR
1	1313994-4	X	-	-	-	-		Cloth, blue	Tyg, blå	1)	6
	699661-5	X	-	-	-	-		Coated fabric, blue	Vävplast, blå	1)	5
	1313997-7	-	X	-	-	-		Cloth, beige	Tyg, beige	1)	6
	699663-1	-	X	-	-	-		Coated fabric, beige	Vävplast, beige	1)	5
	1313995-1	-	-	X	-	-		Cloth, brown	Tyg, brun	1)	6
	699756-3	-	-	X	-	-		Coated fabric, brown	Vävplast, brun	1)	5
	1313996-9	-	-	-	X	-		Cloth, grey	Tyg, grå	1)	6
	699757	-	-	-	X	-	OP	Coated fabric, grey	Vävplast, grå	1)	5
2	1313936-5	2	-	-	-	-		Upholstery	Klädsel		5
	1313939-9	-	2	-	-	-		Upholstery	Klädsel		5
	1313937-3	-	-	2	-	-		Upholstery	Klädsel		5
	1313938	-	-	-	2	-	OP	Upholstery	Klädsel		5
3	1313941-5	2	-	-	-	-		Upholstery	Klädsel		5
	1313944-9	-	2	-	-	-		Upholstery	Klädsel		5
	1313942-3	-	-	2	-	-		Upholstery	Klädsel		5
	1313943-1	-	-	-	2	-		Upholstery	Klädsel		5
4	1313961-3	1	-	-	-	-		Upholstery	Klädsel		5
	1313964-7	-	1	-	-	-		Upholstery	Klädsel		5
	1313962-1	-	-	1	-	-		Upholstery	Klädsel		5
	1313963-9	-	-	-	1	-		Upholstery	Klädsel		5
5	1313966-2	1	-	-	-	-		Upholstery	Klädsel	REPL 1 PCS 3506005-2	5
	1313969-6	-	1	-	-	-		Upholstery	Klädsel		5
	1313967-0	-	-	1	-	-		Upholstery	Klädsel		5
	1313968-8	-	-	-	1	-		Upholstery	Klädsel		5
6	1360580-3	1	-	-	-	-		Door panel, l.h.	Dörrpanel, v		5
	1360582-9	-	1	-	-	-		Door panel, l.h.	Dörrpanel, v		5
	1360578-7	-	-	1	-	-		Door panel, l.h.	Dörrpanel, v		5
	1350726-4	-	-	-	1	-		Door panel, l.h.	Dörrpanel, v		5
	1360581-1	1	-	-	-	-		Door panel, r.h.	Dörrpanel, h		5
	1360583-7	-	1	-	-	-		Door panel, r.h.	Dörrpanel, h		5
	1360579-5	-	-	1	-	-		Door panel, r.h.	Dörrpanel, h		5
	1350727-2	-	-	-	1	-		Door panel, r.h.	Dörrpanel, h		5
7	1294864-2	1	-	-	-	-		•Bushing, blue	•Bussning, blå		4
	1294865-9	-	1	-	-	-		•Bushing, beige	•Bussning, beige		4
	1294867-5	-	-	1	-	-		•Bushing, brown	•Bussning, brun		4
	1294866-7	-	-	-	1	-		•Bushing, grey	•Bussning, grå		4
8	1313350-9	1	1	1	1	-		•Strip Blank	•List Ämne		2
9	1210439-4	6	6	6	6	-		•Clip	•Clips		3
10	1323419-0	1	-	-	-	-		•Loudspeaker grille, blue	•Högtalargaller, blå		4
	1323422-4	-	1	-	-	-		•Loudspeaker grille, beige	•Högtalargaller, beige		4
	1323421-6	-	-	1	-	-		•Loudspeaker grille, brown	•Högtalargaller, brun		4
	1323423-2	-	-	-	1	-		•Loudspeaker grille, grey	•Högtalargaller, grå		4
11	944602-2	4	4	4	4	-		•Lock washer	•Låsbricka		2
12		-	-	-	-	-		Arm rest	Armstöd	SEE 88•1221	
13		-	-	-	-	-		Door pocket	Dörrfack	SEE 88•1223	
14	1360586-0	1	-	-	-	-		Door panel, l.h.	Dörrpanel, v		5
	1360588-6	-	1	-	-	-		Door panel, l.h.	Dörrpanel, v		5
	1360584-5	-	-	1	-	-		Door panel, l.h.	Dörrpanel, v		5
	1350730-6	-	-	-	1	-		Door panel, l.h.	Dörrpanel, v		5
	1360587-8	1	-	-	-	-		Door panel, r.h.	Dörrpanel, h		5
	1360589-4	-	1	-	-	-		Door panel, r.h.	Dörrpanel, h		5
	1360585-2	-	-	1	-	-		Door panel, r.h.	Dörrpanel, h		5
	1350731-4	-	-	-	1	-		Door panel, r.h.	Dörrpanel, h		5
15	1294864-2	1	-	-	-	-		•Bushing, blue	•Bussning, blå		4
	1294865-9	-	1	-	-	-		•Bushing, beige	•Bussning, beige		4
	1294867-5	-	-	1	-	-		•Bushing, brown	•Bussning, brun		4
	1294866-7	-	-	-	1	-		•Bushing, grey	•Bussning, grå		4

1) Unit: Linear metre. Width of material = 150cm. / Enhet längdmeter. Metervarans bredd = 150cm.

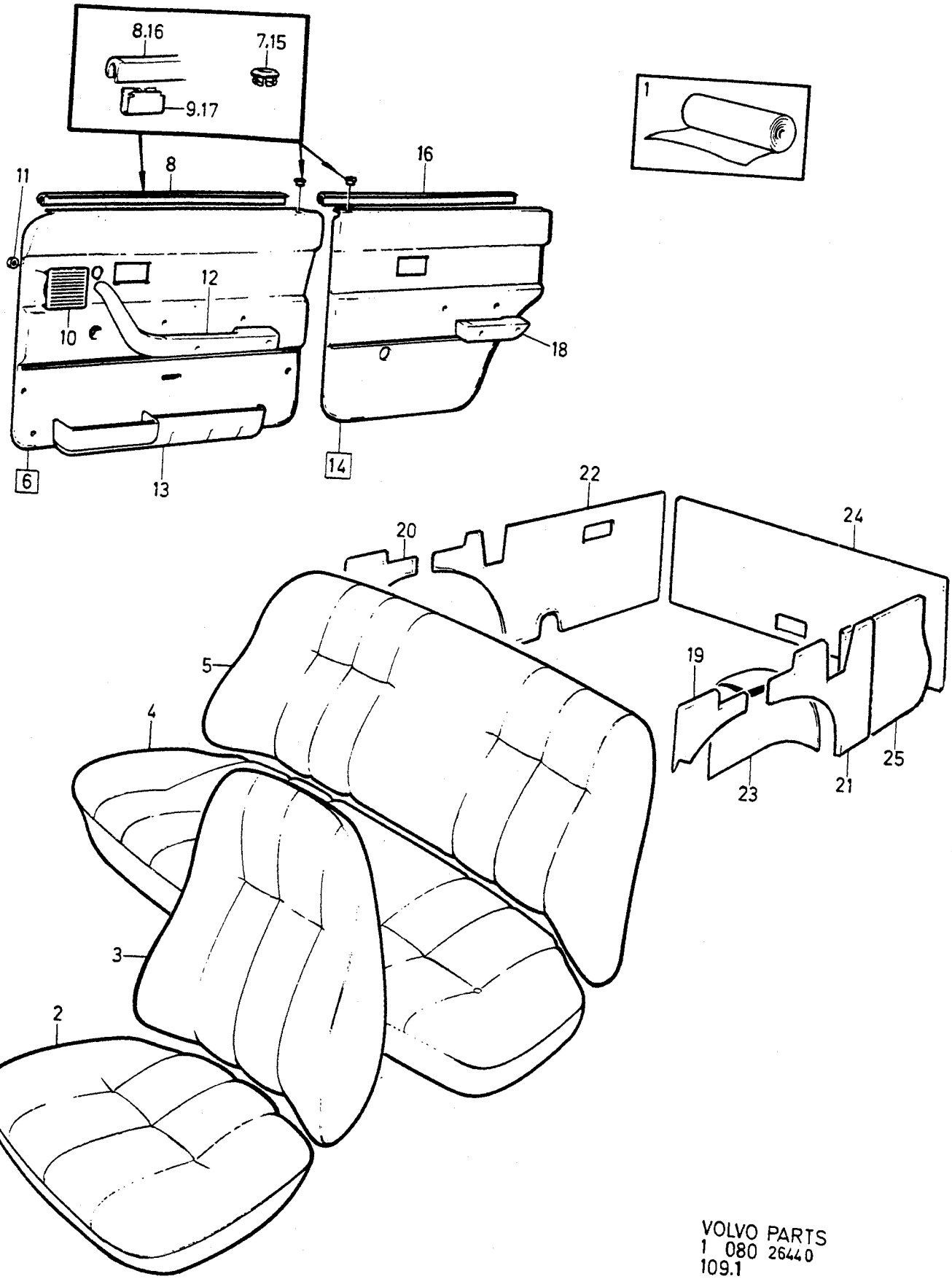
8.16
7.15
9.17
1
11
8
16
12
10
18
6
13
14
22
20
24
5
19
4
25
23
21
3
2

A	5360
B	5361
C	5362
D	5363
E	

INTERIOR TRIM — INREDNING

Group / Grupp 85

Page / Sida 1079

CODE 5360, 5361, 5362, 5363.

Fig	Part No. Artikel nr	Quantity /Antal A	B	C	D	E	PS	Description	Benämning	Notes Anmärkning	SR
16	1313350-9	1	1	1	1	-		•Strip Blank	•List Ämne		2
17	1210439-4	6	6	6	6	-		•Clip	•Clips		3
18		-	-	-	-	-		Arm rest	Armstöd		
19	1240652-6	1	-	-	-	-		Panel, l.h.	Panel, v		5
	1242154-1	-	1	-	-	-		Panel, l.h.	Panel, v		5
	1295469-9	-	-	1	-	-		Panel, l.h.	Panel, v		5
	1295471-5	-	-	-	1	-		Panel, l.h.	Panel, v		5
20	1240653-4	1	-	-	-	-		Panel, r.h.	Panel, h		5
	1242156-6	-	1	-	-	-		Panel, r.h.	Panel, h		5
	1295470-7	-	-	1	-	-		Panel, r.h.	Panel, h		5
	1295472-3	-	-	-	1	-		Panel, r.h.	Panel, h		5
21	1295243-8	1	-	-	-	-		Panel, l.h.	Panel, v	F.S.B	5
	1295263-6	1	-	-	-	-		Panel, l.h.	Panel, v	IN.BELT	5
	1295246-1	-	1	-	-	-		Panel, l.h.	Panel, v	F.S.B	5
	1295266-9	-	1	-	-	-		Panel, l.h.	Panel, v	IN.BELT	5
	1295245-3	-	-	1	-	-		Panel, l.h.	Panel, v	F.S.B	5
	1295265-1	-	-	1	-	-		Panel, l.h.	Panel, v	IN.BELT	5
	1295247-9	-	-	-	1	-		Panel, l.h.	Panel, v	F.S.B	5
	1295267-7	-	-	-	1	-		Panel, l.h.	Panel, v	IN.BELT	5
22	1295497-0	1	-	-	-	-		Panel, r.h.	Panel, h	F.S.B	5
	1295498-8	1	-	-	-	-		Panel, r.h.	Panel, h	IN.BELT	5
	1295509-2	-	1	-	-	-		Panel, r.h.	Panel, h	F.S.B	5
	1295510-0	-	1	-	-	-		Panel, r.h.	Panel, h	IN.BELT	5
	1295505-0	-	-	1	-	-		Panel, r.h.	Panel, h	F.S.B	5
	1295506-8	-	-	1	-	-		Panel, r.h.	Panel, h	IN.BELT	5
	1295513-4	-	-	-	1	-		Panel, r.h.	Panel, h	F.S.B	5
	1295514-2	-	-	-	1	-		Panel, r.h.	Panel, h	IN.BELT	5
23	1240654-2	1	-	-	-	-		Upholstery, l.h.	Klädsel, v		5
	1295098-6	-	1	-	-	-		Upholstery, l.h.	Klädsel, v		5
	1295119-0	-	-	1	-	-		Upholstery, l.h.	Klädsel, v		5
	1295127-3	-	-	-	1	-		Upholstery, l.h.	Klädsel, v		5
	1240655-9	1	-	-	-	-		Upholstery, r.h.	Klädsel, h		5
	1295099-4	-	1	-	-	-		Upholstery, r.h.	Klädsel, h		5
	1295120-8	-	-	1	-	-		Upholstery, r.h.	Klädsel, h		5
	1295128-1	-	-	-	1	-		Upholstery, r.h.	Klädsel, h		5
24	1295268-5	1	-	-	-	-		Panel	Panel		5
	1295271-9	-	1	-	-	-		Panel	Panel		5
	1295270-1	-	-	1	-	-		Panel	Panel		5
	1295272-7	-	-	-	1	-		Panel	Panel		5
25	1244373-5	1	-	-	-	-		Panel	Panel		5
	1244374-3	-	1	-	-	-		Panel	Panel		5
	1244376-8	-	-	1	-	-		Panel	Panel		5
	1244375-0	-	-	-	1	-		Panel	Panel		5

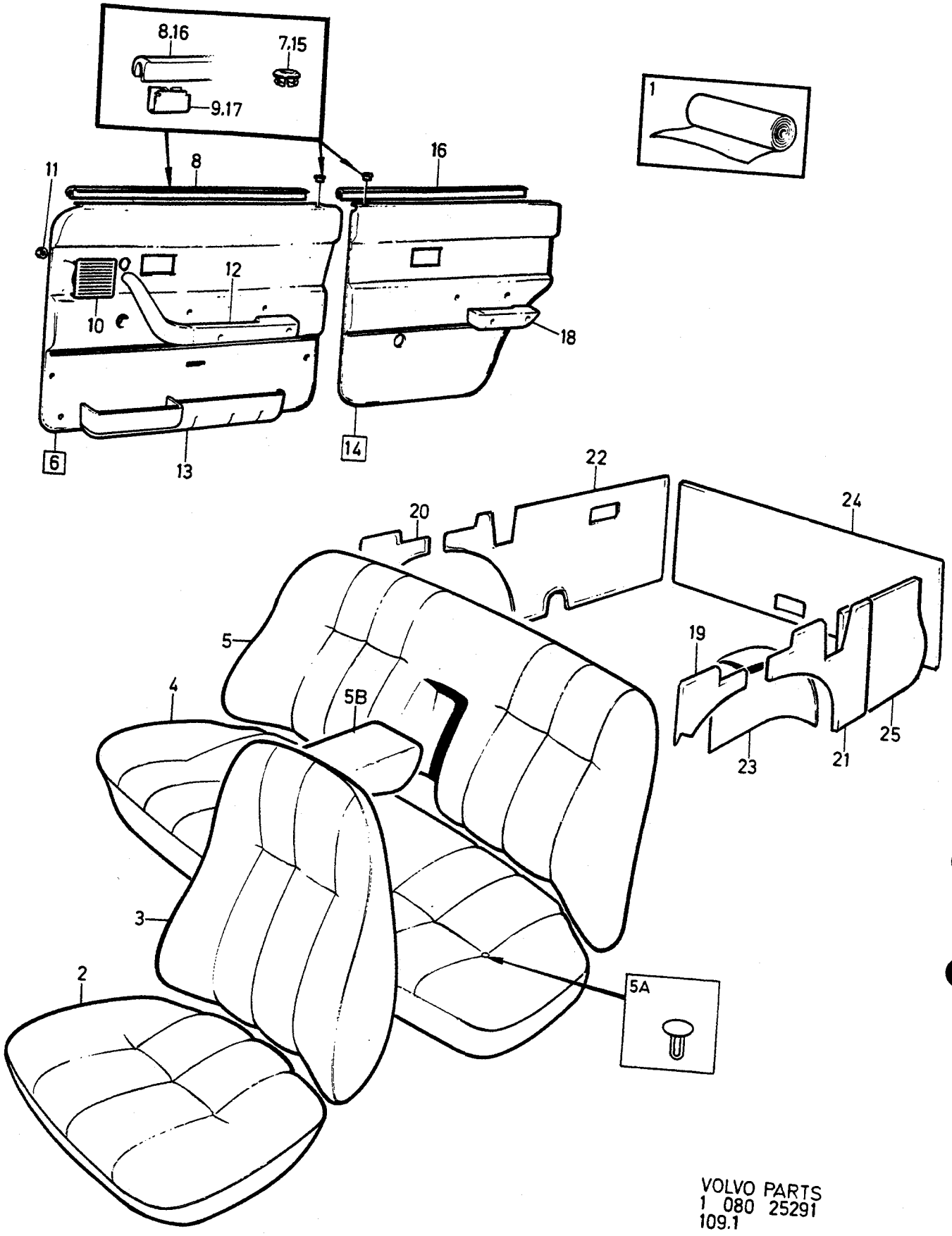

VOLVO PARTS
1 080 25291
109.1

A	5700
B	5701
C	5703
D	5704
E	

INTERIOR TRIM — INREDNING

Group / Grupp 85

Page / Sida 1081

CODE 5700, 5701, 5703, 5704.

Fig	Part No. Artikel nr	Quantity /Antal A	B	C	D	E	PS	Description	Benämning	Notes Anmärkning	SR
1		X	-	-	-	-	NS	Leather, black	Läder, svart		
	699419-8	X	-	-	-	-		Coated fabric, black	Vävplast, svart	1)	6
		-	X	-	-	-	NS	Leather, beige	Läder, beige		
	699663-1	-	X	-	-	-		Coated fabric, beige	Vävplast, beige	1)	5
	699659-9	-	-	X	-	-		Plush, beige	Plysch, beige	1)	5
	699991-6	-	-	X	-	-		Plush, beige striped structure.	Plysch, beige randig struktur ..	1)	5
	699663-1	-	-	X	-	-		Coated fabric, beige	Vävplast, beige	1)	5
	699737-3	-	-	-	X	-		Plush, brown	Plysch, brun	1)	5
	699990-8	-	-	-	X	-		Plush, brown striped structure	Plysch, brun randig struktur ...	1)	5
	699756-3	-	-	-	X	-		Coated fabric, brown	Vävplast, brun	1)	5
2	3506687-7	2	-	-	-	-		Upholstery	Klädsel	(1242639)	5
	3506689-3	-	2	-	-	-		Upholstery	Klädsel	(1242640)	5
	1242087-3	-	-	2	-	-		Upholstery	Klädsel		5
	1295028-3	-	-	-	2	-		Upholstery	Klädsel		5
3	1242641-7	2	-	-	-	-		Upholstery	Klädsel		5
	1242642-5	-	2	-	-	-		Upholstery	Klädsel		5
	1242089-9	-	-	2	-	-		Upholstery	Klädsel		5
	1295029-1	-	-	-	2	-		Upholstery	Klädsel		5
4	1295112-5	1	-	-	-	-		Upholstery	Klädsel		5
	1295086-1	-	1	-	-	-		Upholstery	Klädsel		5
	1295091-1	-	-	1	-	-		Upholstery	Klädsel		5
	1295130-7	-	-	-	1	-		Upholstery	Klädsel		5
5	3506014-4	1	-	-	-	-		Upholstery	Klädsel	(1295113)	5
	3506015-1	-	1	-	-	-		Upholstery	Klädsel	(1295087)	5
	1295092-9	-	-	1	-	-		Upholstery	Klädsel		5
	3506017-7	-	-	-	1	-		Upholstery	Klädsel	(1295131)	5
5a	699795-1	X	-	-	-	-		• Button	• Knapp		5
	699796-9	-	X	-	-	-		• Button	• Knapp		5
5b	1295150-5	1	-	-	-	-		Upholstery	Klädsel		5
	1295146-3	-	1	-	-	-		Upholstery	Klädsel		5
	1295147-1	-	-	1	-	-		Upholstery	Klädsel		5
	1295152	-	-	-	1	-	OP	Upholstery	Klädsel		5
6	1322261-7	1	-	-	-	-		Door panel, l.h.	Dörrpanel, v		5
	1322265-8	-	1	1	-	-		Door panel, l.h.	Dörrpanel, v		5
	1322263-3	-	-	-	1	-		Door panel, l.h.	Dörrpanel, v		5
	1322262-5	1	-	-	-	-		Door panel, r.h.	Dörrpanel, h		5
	1322266-6	-	1	1	-	-		Door panel, r.h.	Dörrpanel, h		5
	1322264-1	-	-	-	1	-		Door panel, r.h.	Dörrpanel, h		5
7	677003-6	1	-	-	-	-		• Bushing, black	• Bussning, svart		4
	1294865-9	-	1	1	-	-		• Bushing, beige	• Bussning, beige		4
	1294867-5	-	-	-	1	-		• Bushing, brown	• Bussning, brun		4
8	1313350-9	1	1	1	1	-		• Strip	• List		2
								Blank	Ämne		
9	1210439-4	6	6	6	6	-		• Clip	• Clips		3
10	1323420-8	1	-	-	-	-		• Loudspeaker grille, black	• Högtalargaller, svart		4
	1323422-4	-	1	1	-	-		• Loudspeaker grille, beige	• Högtalargaller, beige		4
	1323421-6	-	-	-	1	-		• Loudspeaker grille, brown	• Högtalargaller, brun		4
11	944602-2	4	4	4	4	-		• Lock washer	• Låsbricka		2
12		-	-	-	-	-		Arm rest	Armstöd	SEE 88 • 1221	
13		-	-	-	-	-		Door pocket	Dörrfack	SEE 88 • 1223	
14	1322711-1	1	-	-	-	-		Door panel, l.h.	Dörrpanel, v		5
	1322719-4	-	1	1	-	-		Door panel, l.h.	Dörrpanel, v		5
	1322715-2	-	-	-	1	-		Door panel, l.h.	Dörrpanel, v		5
	1322712-9	1	-	-	-	-		Door panel, r.h.	Dörrpanel, h		5
	1322720-2	-	1	1	-	-		Door panel, r.h.	Dörrpanel, h		5
	1322716-0	-	-	-	1	-		Door panel, r.h.	Dörrpanel, h		5
15	677003-6	1	-	-	-	-		• Bushing, black	• Bussning, svart		4
	1294865-9	-	1	1	-	-		• Bushing, beige	• Bussning, beige		4

1) Unit: Linear metre. Width of material = 150cm. / Enhet längdmeter. Metervarans bredd = 150cm.

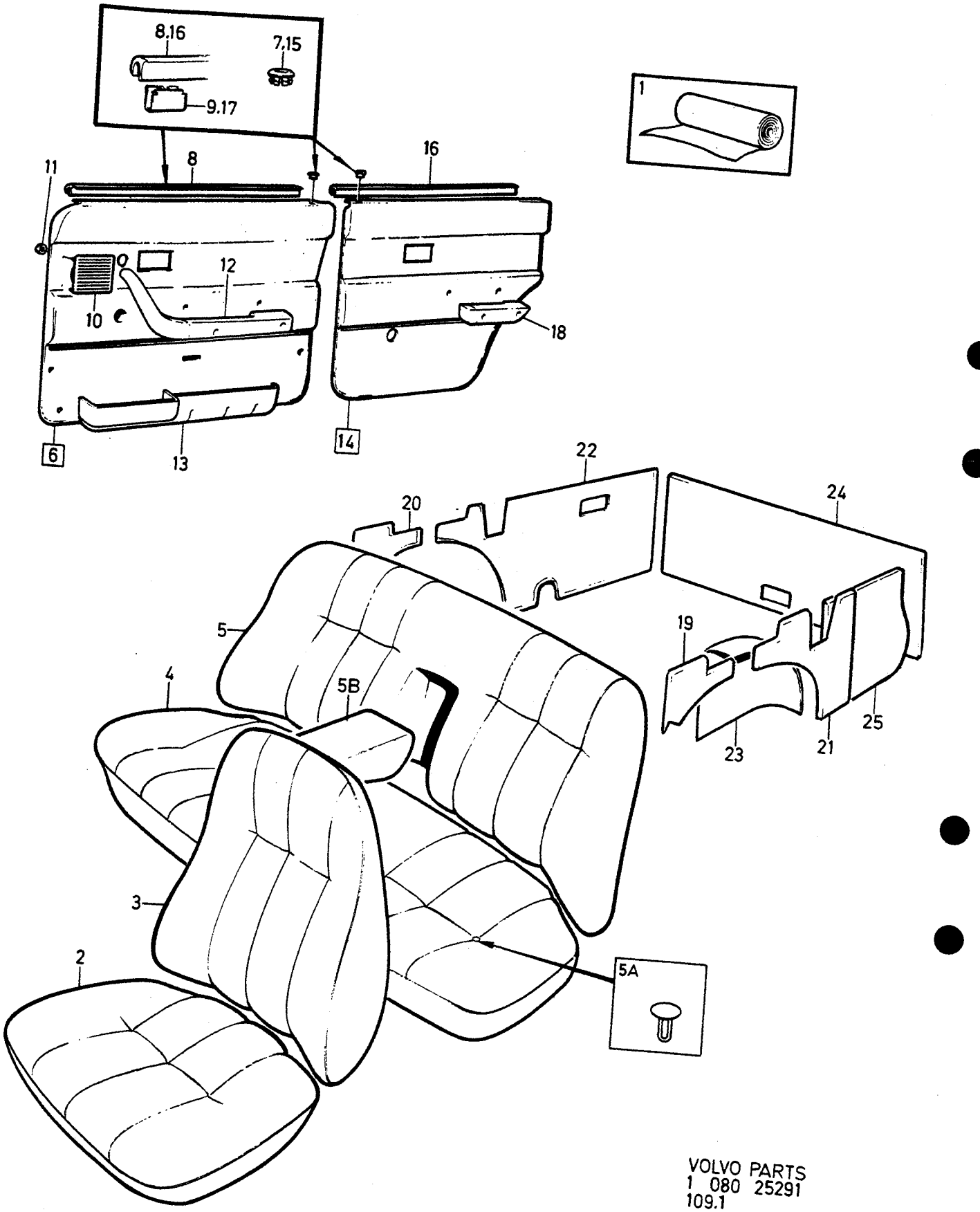

VOLVO PARTS
1 080 25291
109.1

A	5700
B	5701
C	5703
D	5704
E	

INTERIOR TRIM — INREDNING

Group / Grupp 85

Page / Sida 1083

CODE 5700, 5701, 5703, 5704.

Fig	Part No. Artikel nr	Quantity /Antal A	B	C	D	E	PS	Description	Benämning	Notes Anmärkning	SR
	1294867-5	-	-	-	1	-		•Bushing, brown	•Bussning, brun		4
16	1313350-9	1	1	1	1	-		•Strip	•List		2
								Blank	Ämne		
17	1210439-4	6	6	6	6	-		•Clip	•Clips		3
18		-	-	-	-	-		Arm rest	Armstöd	SEE **88**•1223	
19	697822-5	1	-	-	-	-		Panel, l.h.	Panel, v		5
	1242154-1	-	1	1	-	-		Panel, l.h.	Panel, v		5
	1295469-9	-	-	-	1	-		Panel, l.h.	Panel, v		5
20	697823-3	1	-	-	-	-		Panel, r.h.	Panel, h		5
	1242156-6	-	1	1	-	-		Panel, r.h.	Panel, h		5
	1295470-7	-	-	-	1	-		Panel, r.h.	Panel, h		5
21	1242582-3	1	-	-	-	-		Panel, l.h.	Panel, v	IN.BELT	5
	1242586-4	1	-	-	-	-		Panel, l.h.	Panel, v	F.S.B	5
	1242927-0	-	1	1	-	-		Panel, l.h.	Panel, v	IN.BELT	5
	1242941-1	-	1	1	-	-		Panel, l.h.	Panel, v	F.S.B	6
	1295395-6	-	-	-	1	-		Panel, l.h.	Panel, v	IN.BELT	5
22	1295504-3	1	-	-	-	-		Panel, r.h.	Panel, h	IN.BELT	5
	1295503	1	-	-	-	-	OP	Panel, r.h.	Panel, h	F.S.B	5
	1295512-6	-	1	1	-	-		Panel, r.h.	Panel, h	IN.BELT	5
	1295511-8	-	1	1	-	-		Panel, r.h.	Panel, h	F.S.B	5
	1295508-4	-	-	-	1	-		Panel, r.h.	Panel, h	IN.BELT	5
23	1242576-5	1	-	-	-	-		Upholstery, l.h.	Klädsel, v		5
	1242945-2	-	1	1	-	-		Upholstery, l.h.	Klädsel, v		5
	1295132-3	-	-	-	1	-		Upholstery, l.h.	Klädsel, v		5
	1242579-9	1	-	-	-	-		Upholstery, r.h.	Klädsel, h		5
	1242946-0	-	1	1	-	-		Upholstery, r.h.	Klädsel, h		5
	1295133-1	-	-	-	1	-		Upholstery, r.h.	Klädsel, h		5
24	1242590-6	1	-	-	-	-		Panel	Panel		5
	1242931-2	-	1	1	-	-		Panel	Panel		5
	1295310-5	-	-	-	1	-		Panel	Panel		5
25	1295722-1	1	-	-	-	-		Panel	Panel		5
	1295724-7	-	1	1	-	-		Panel	Panel		5
	1295723-9	-	-	-	1	-		Panel	Panel		5

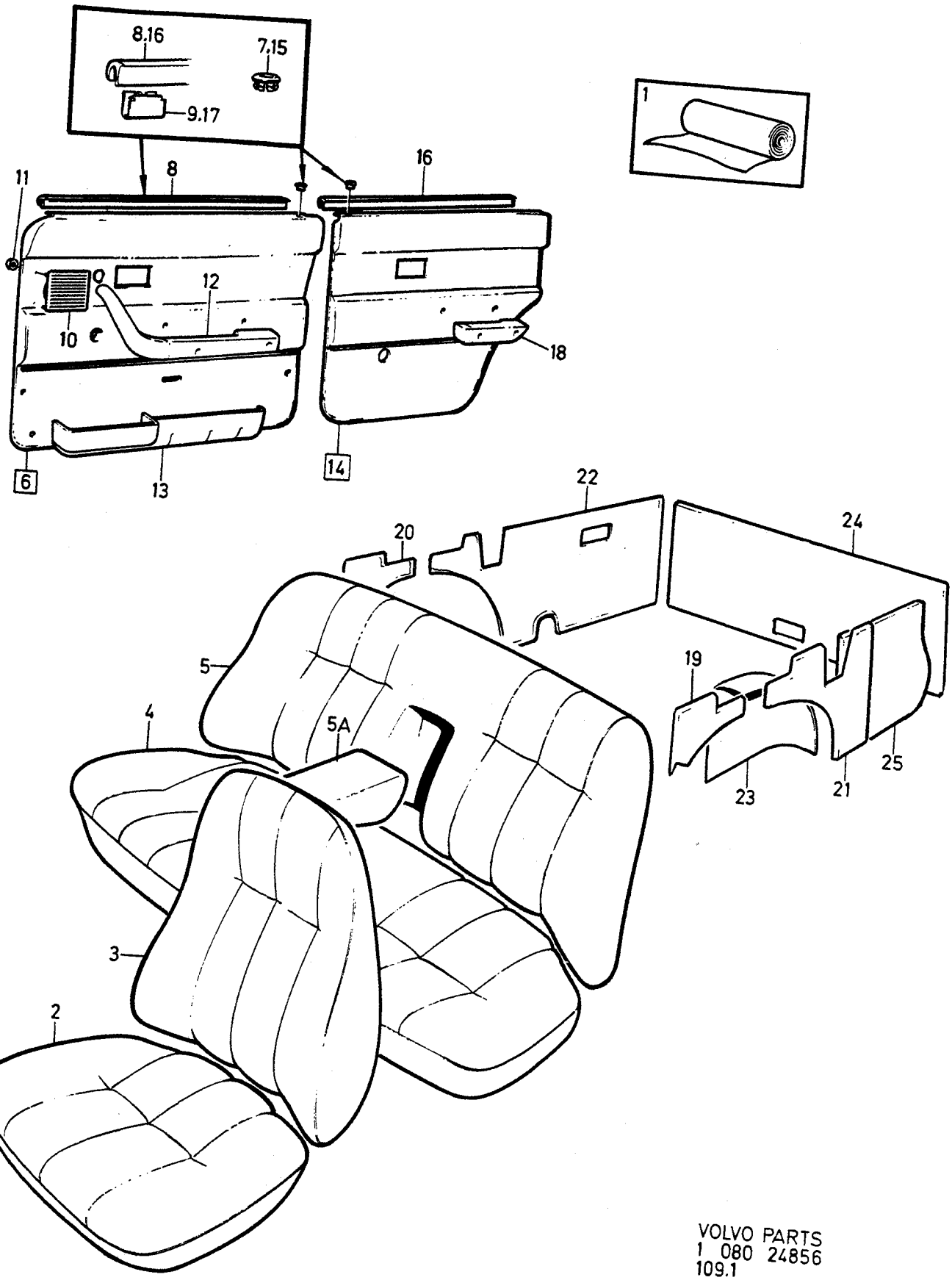

VOLVO PARTS
1 080 24856
109.1

A	5706	INTERIOR TRIM	INREDNING	Group Grupp 85
B				
C				
D				Page Sida 1085
E		CODE 5706		

Fig	Part No. Artikel nr	Quantity /Antal A	B	C	D	E	PS	Description	Benämning	Notes Anmärkning	SR
1	699879-3	X	-	-	-	-		Plush, blue	Plysch, blå	1)	5
	699993-2	X	-	-	-	-		Plush, blue striped structure	Plysch, blå randig struktur	1)	5
	699661-5	X	-	-	-	-		Coated fabric, blue	Vävplast, blå	1)	5
2	1295596-9	2	-	-	-	-		Upholstery	Klädsel		5
3	1295597-7	2	-	-	-	-		Upholstery	Klädsel		5
4	1295601-7	1	-	-	-	-		Upholstery	Klädsel		5
5	3506018-5	1	-	-	-	-		Upholstery	Klädsel	(1295602)	5
5a	1295603-3	1	-	-	-	-		Upholstery	Klädsel		5
6	1322259-1	1	-	-	-	-		Door panel, l.h.	Dörrpanel, v		5
	1322260-9	1	-	-	-	-		Door panel, r.h.	Dörrpanel, h		5
7	1294864-2	1	-	-	-	-		•Bushing, blue	•Bussning, blå		4
8	1313350-9	1	-	-	-	-		•Strip Blank	•List Ämne		2
9	1210439-4	6	-	-	-	-		•Clip	•Clips		3
10	1323419-0	1	-	-	-	-		•Loudspeaker grille, blue	•Högtalargaller, blå		4
11	944602-2	4	-	-	-	-		•Lock washer	•Låsbricka		2
12		-	-	-	-	-		Arm rest	Armstöd	SEE 88•1221	
13		-	-	-	-	-		Door pocket	Dörrfack	SEE 88•1223	
14	1322717-8	1	-	-	-	-		Door panel, l.h.	Dörrpanel, v		5
	1322718-6	1	-	-	-	-		Door panel, r.h.	Dörrpanel, h		5
15	1294864-2	1	-	-	-	-		•Bushing, blue	•Bussning, blå		4
16	1313350-9	1	-	-	-	-		•Strip Blank	•List Ämne		2
17	1210439-4	6	-	-	-	-		•Clip	•Clips		3
18		-	-	-	-	-		Arm rest	Armstöd	SEE 88•1223	
19	1240652-6	1	-	-	-	-		Panel, l.h.	Panel, v		5
20	1240653-4	1	-	-	-	-		Panel, r.h.	Panel, h		5
21	1242173-1	1	-	-	-	-		Panel, l.h.	Panel, v	IN.BELT	5
	1242181-4	1	-	-	-	-		Panel, l.h.	Panel, v	F.S.B	5
22	1295500-1	1	-	-	-	-		Panel, r.h.	Panel, h	IN.BELT	5
	1295499-6	1	-	-	-	-		Panel, r.h.	Panel, h	F.S.B	5
23	1242157-4	1	-	-	-	-		Upholstery, l.h.	Klädsel, v		5
	1242159-0	1	-	-	-	-		Upholstery, r.h.	Klädsel, h		5
24	1242189-7	1	-	-	-	-		Panel	Panel		5
25	1295721-3	1	-	-	-	-		Panel	Panel		5

1) Unit: Linear metre. Width of material = 150cm. / Enhet längdmeter. Metervarans bredd = 150cm.

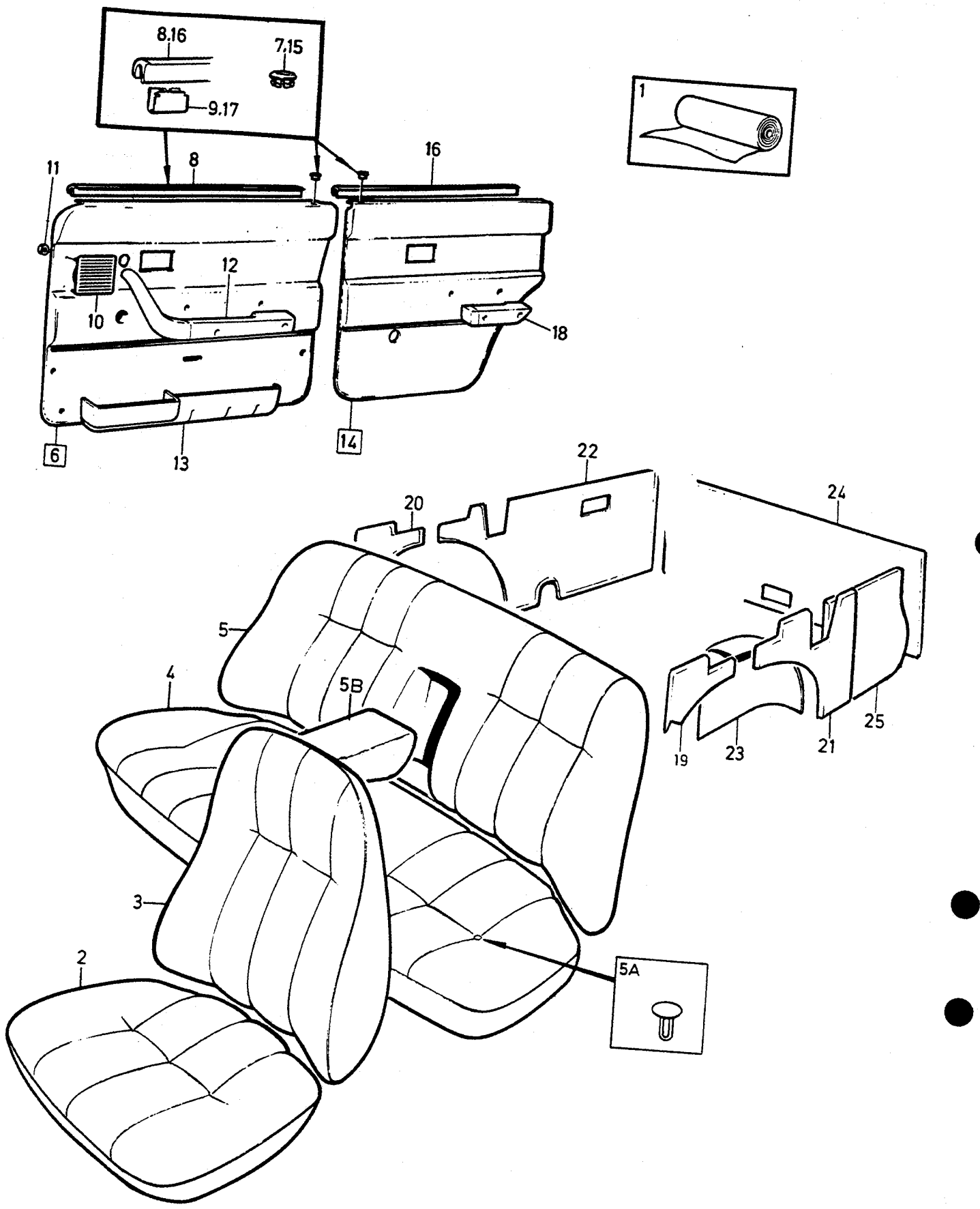

VOLVO
Genuine Parts
PV 850 51533

A	5720
B	5721
C	
D	
E	

INTERIOR TRIM — INREDNING

Group / Grupp 85

Page / Sida 1087

CODE 5720, 5721

Fig	Part No. / Artikel nr	Quantity / Antal A	B	C	D	E	PS	Description	Benämning	Notes / Anmärkning	SR
1		X	-	-	-	-		Leather, black	Läder, svart		
	699419-8	X	-	-	-	-		Coated fabric, black	Vävplast, svart	1)	6
		-	X	-	-	-		Leather, beige	Läder, beige		
	699663-1	-	X	-	-	-		Coated fabric, beige	Vävplast, beige	1)	5
☆ 2	3506687-7	2	-	-	-	-		Upholstery	Klädsel	(1242639)	5
☆	3506689-3	-	2	-	-	-		Upholstery	Klädsel	(1242640)	5
3	1360335-2	2	-	-	-	-		Upholstery	Klädsel		5
	1360336-0	-	2	-	-	-		Upholstery	Klädsel		5
4	1295112-5	1	-	-	-	-		Upholstery	Klädsel		5
	1295086-1	-	1	-	-	-		Upholstery	Klädsel		5
5	3506014-4	1	-	-	-	-		Upholstery	Klädsel	(1295131)	5
	3506014-4	1	-	-	-	-		Upholstery	Klädsel	1987	5
	3506015-1	-	1	-	-	-		Upholstery	Klädsel	(1295087) -1986	5
	3506015-1	-	1	-	-	-		Upholstery	Klädsel	1987	5
5a	699795-1	X	-	-	-	-		•Button	•Knapp		5
	699796-9	-	X	-	-	-		•Button	•Knapp		5
5b	1295150-5	1	-	-	-	-		Upholstery	Klädsel		5
	1295146-3	-	1	-	-	-		Upholstery	Klädsel		5
6	1360978-9	1	-	-	-	-		Door panel, l.h.	Dörrpanel, v		5
	1360984-7	-	1	-	-	-		Door panel, l.h.	Dörrpanel, v		5
	1360979-7	1	-	-	-	-		Door panel, r.h.	Dörrpanel, h		5
	1360985-4	-	1	-	-	-		Door panel, r.h.	Dörrpanel, h		5
7	677003-6	1	-	-	-	-		•Bushing, black	•Bussning, svart		4
	1294865-9	-	1	-	-	-		•Bushing, beige	•Bussning, beige		4
8	1313350-9	1	1	-	-	-		•Strip Blank	•List Ämne		2
9	1210439-4	6	6	-	-	-		•Clip	•Clips		3
10	1323420-8	1	-	-	-	-		•Loudspeaker grille, black	•Högtalargaller, svart		4
	1323422-4	-	1	-	-	-		•Loudspeaker grille, beige	•Högtalargaller, beige		4
11	944602-2	4	4	-	-	-		•Lock washer	•Låsbricka		2
12		-	-	-	-	-		Arm rest	Armstöd	SEE 88•1221	
13		-	-	-	-	-		Door pocket	Dörrfack	SEE 88•1223	
14	*(1364002)*	1	-	-	-	-	SP	Door panel, l.h.	Dörrpanel, v	REPL 1 PCS 3527012-3	5
	(1364008)	-	1	-	-	-	SP	Door panel, l.h.	Dörrpanel, v	REPL 1 PCS 3527016-4	5
	(1364003)	1	-	-	-	-	SP	Door panel, r.h.	Dörrpanel, h	REPL 1 PCS 3527013-1	5
	(1364009)	-	1	-	-	-	SP	Door panel, r.h.	Dörrpanel, h	REPL 1 PCS 3527017-2	5
15	677003-6	1	-	-	-	-		•Bushing, black	•Bussning, svart		4
	1294865-9	-	1	-	-	-		•Bushing, beige	•Bussning, beige		4
16	1313350-9	1	1	-	-	-		•Strip Blank	•List Ämne		2
17	1210439-4	6	6	-	-	-		•Clip	•Clips		3
18		-	-	-	-	-		Arm rest	Armstöd	SEE 88•1223	
19	697822-5	1	-	-	-	-		Panel, l.h.	Panel, v	-1987.	5
	1242154-1	-	1	-	-	-		Panel, l.h.	Panel, v	-1987.	5
20	697823-3	1	-	-	-	-		Panel, r.h.	Panel, h	-1987.	5
	1242156-6	-	1	-	-	-		Panel, r.h.	Panel, h	-1987.	5
21	1242582-3	1	-	-	-	-		Panel, l.h.	Panel, v	IN.BELT	5
	1242586-4	1	-	-	-	-		Panel, l.h.	Panel, v	F.S.B	5
	1242927-0	-	1	-	-	-		Panel, l.h.	Panel, v	IN.BELT	5
	1242941-1	-	1	-	-	-		Panel, l.h.	Panel, v	F.S.B	6
22	1295504-3	1	-	-	-	-		Panel, r.h.	Panel, h	IN.BELT	5
	1295503	1	-	-	-	-	OP	Panel, r.h.	Panel, h	F.S.B	5
	1295512-6	-	1	-	-	-		Panel, r.h.	Panel, h	IN.BELT	5
	1295511-8	-	1	-	-	-		Panel, r.h.	Panel, h	F.S.B	5
23	1242576-5	1	-	-	-	-		Upholstery, l.h.	Klädsel, v		5
	1242945-2	-	1	-	-	-		Upholstery, l.h.	Klädsel, v		5
	1242579-9	1	-	-	-	-		Upholstery, r.h.	Klädsel, h		5
	1242946-0	-	1	-	-	-		Upholstery, r.h.	Klädsel, h		5

1) Unit: Linear metre. Width of material = 150cm. / Enhet längdmeter. Metervarans bredd = 150cm.

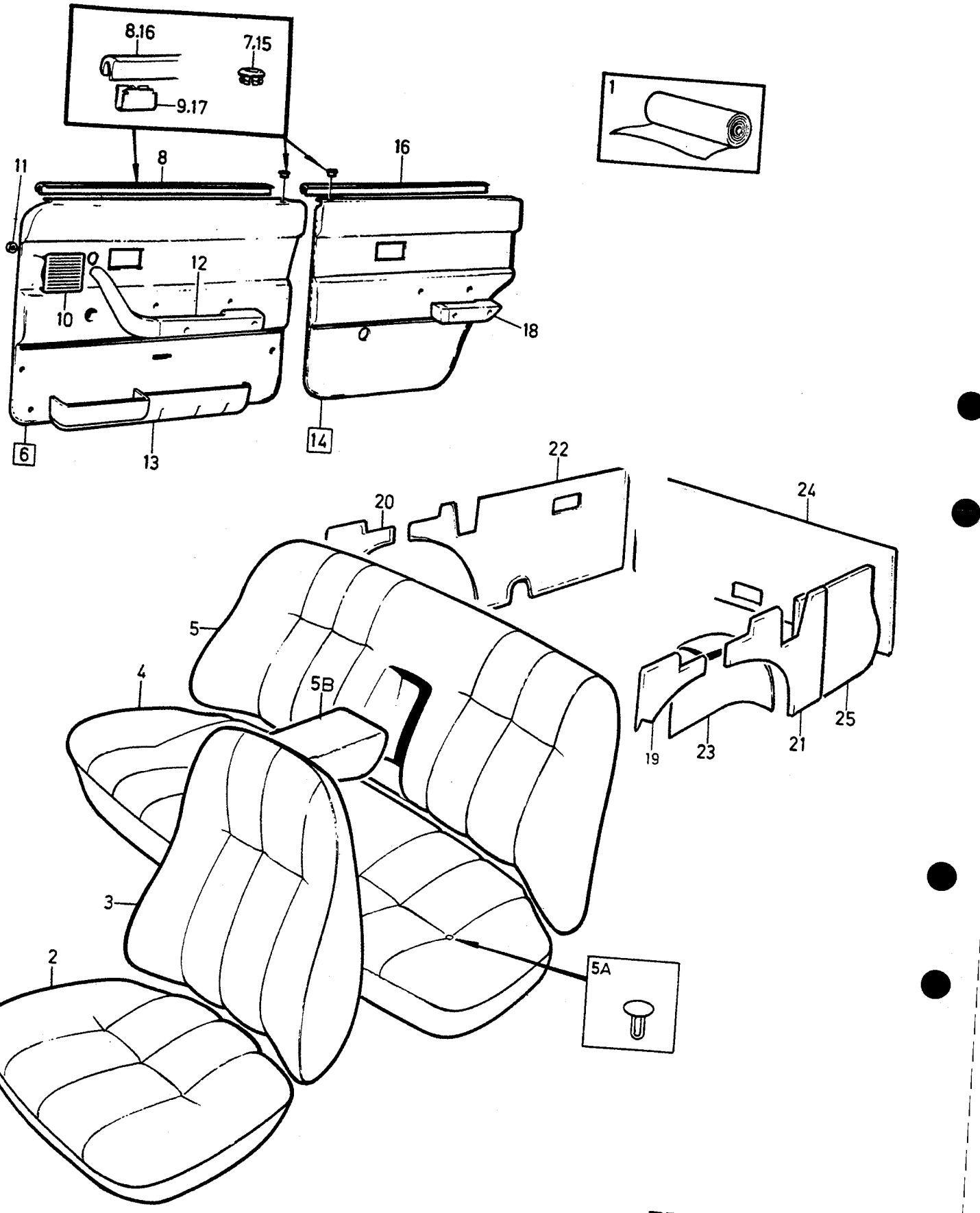

VOLVO
Genuine Parts
PV 850 51533

A	5720	INTERIOR TRIM / INREDNING	Group / Grupp 85
B	5721		
C			
D			Page / Sida 1089
E		CODE 5720, 5721	

Fig	Part No. / Artikel nr	Quantity /Antal A	B	C	D	E	PS	Description	Benämning	Notes / Anmärkning	SR
24	1242590-6	1	-	-	-	-		Panel	Panel		5
	1242931-2	-	1	-	-	-		Panel	Panel		5
25	1360965-6	1	-	-	-	-		Panel	Panel		5
	1360961-5	-	1	-	-	-		Panel	Panel		5

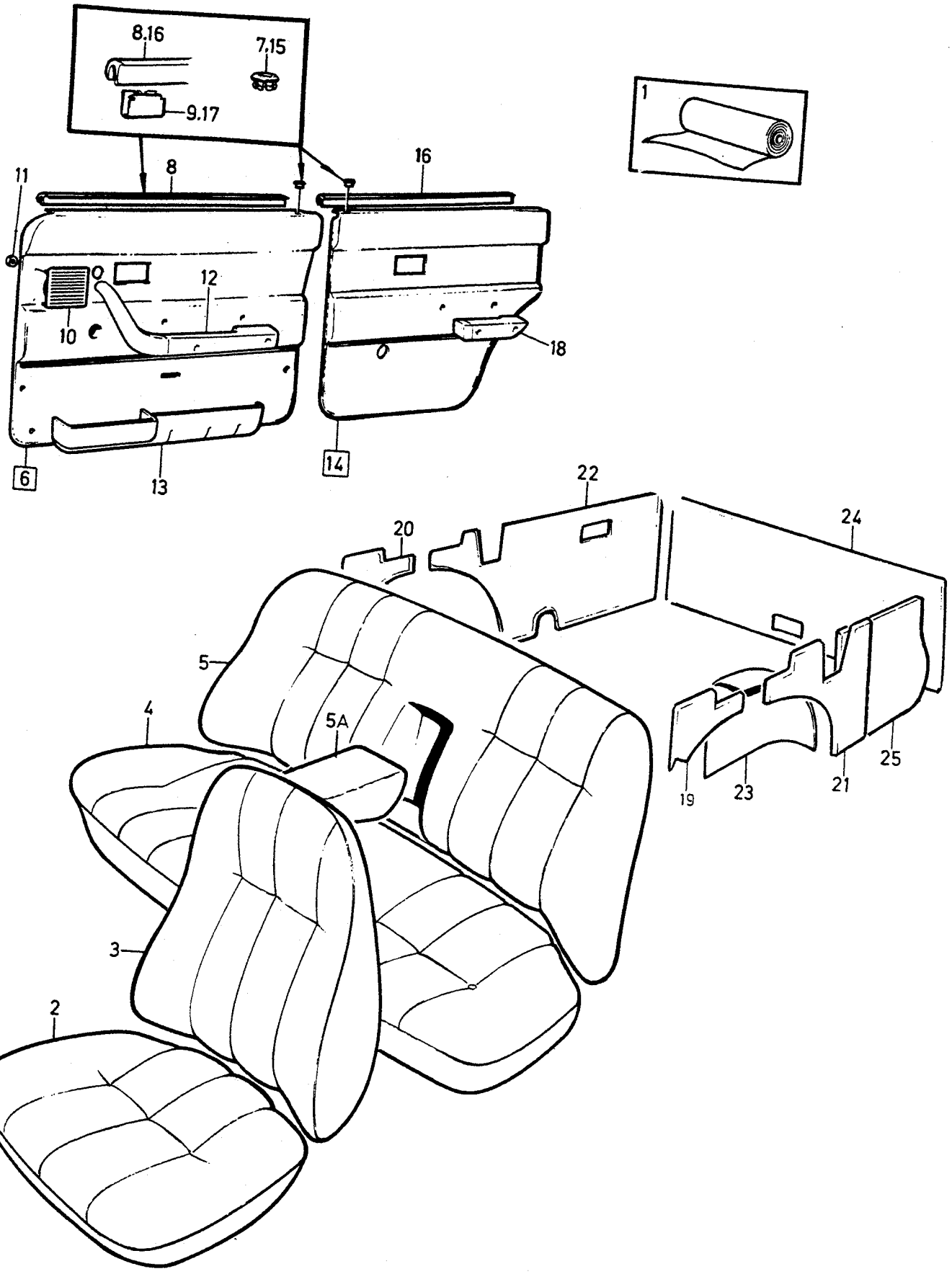
8.16
7.15
9.17
1
11
8
16
12
10
18
6
13
14
22
20
24
5
4
5A
25
19
23
21
3
2

A	5723
B	5724
C	5726
D	
E	

INTERIOR TRIM — INREDNING

Group / Grupp **85**

Page / Sida 1091

CODE 5723, 5724, 5726

Fig	Part No. / Artikel nr	Quantity / Antal A	B	C	D	E	PS	Description	Benämning	Notes / Anmärkning	SR
1	699659-9	X	-	-	-	-		Plush, beige	Plysch, beige	1)	5
	699991-6	X	-	-	-	-		Plush, beige striped structure	Plysch, beige randig struktur	1)	5
	699768-8	X	-	-	-	-		Coated fabric, beige	Vävplast, beige	1)	5
	699737-3	-	X	-	-	-		Plush, brown	Plysch, brun	1)	5
	699990-8	-	X	-	-	-		Plush, brown striped structure	Plysch, brun randig struktur	1)	5
	699756-3	-	X	-	-	-		Coated fabric, brown	Vävplast, brun	1)	5
	699879-3	-	-	X	-	-		Plush, blue	Plysch, blå	1)	5
	699993-2	-	-	X	-	-		Plush, blue striped structure	Plysch, blå randig struktur	1)	5
	699662-3	-	-	X	-	-		Coated fabric, blue	Vävplast, blå	1)	5
2	1242087-3	2	-	-	-	-		Upholstery	Klädsel		5
	1295028-3	-	2	-	-	-		Upholstery	Klädsel		5
	1295596-9	-	-	2	-	-		Upholstery	Klädsel		5
3	1360341-0	2	-	-	-	-		Upholstery	Klädsel		5
	1360342-8	-	2	-	-	-		Upholstery	Klädsel		5
	1360340-2	-	-	2	-	-		Upholstery	Klädsel		5
4	1295091-1	1	-	-	-	-		Upholstery	Klädsel		5
	1295130-7	-	1	-	-	-		Upholstery	Klädsel		5
	1295601-7	-	-	1	-	-		Upholstery	Klädsel		5
5	1295092-9	1	-	-	-	-		Upholstery	Klädsel	-1986	5
	3506019-3	1	-	-	-	-		Upholstery	Klädsel	1987	5
	3506017-7	-	1	-	-	-		Upholstery	Klädsel	(1295131)	5
	3506018-5	-	-	1	-	-		Upholstery	Klädsel	(1295602) -1986	5
	3506018-5	-	-	1	-	-		Upholstery	Klädsel	1987	5
5a	1295147-1	1	-	-	-	-		Upholstery	Klädsel		5
	1295152	-	1	-	-	-	OP	Upholstery	Klädsel		5
	1295603-3	-	-	1	-	-		Upholstery	Klädsel		5
6	1360984-7	1	-	-	-	-		Door panel, l.h.	Dörrpanel, v		5
	1360980-5	-	1	-	-	-		Door panel, l.h.	Dörrpanel, v		5
	1360982-1	-	-	1	-	-		Door panel, l.h.	Dörrpanel, v		5
	1360985-4	1	-	-	-	-		Door panel, r.h.	Dörrpanel, h		5
	1360981-3	-	1	-	-	-		Door panel, r.h.	Dörrpanel, h		5
	1360983-9	-	-	1	-	-		Door panel, r.h.	Dörrpanel, h		5
7	1294865-9	1	-	-	-	-		• Bushing, beige	• Bussning, beige		4
	1294867-5	-	1	-	-	-		• Bushing, brown	• Bussning, brun		4
	1294864-2	-	-	1	-	-		• Bushing, blue	• Bussning, blå		4
8	1313350-9	1	1	1	-	-		• Strip Blank	• List Ämne		2
9	1210439-4	6	6	6	-	-		• Clip	• Clips		3
10	1323422-4	1	-	-	-	-		• Loudspeaker grille, beige	• Högtalargaller, beige		4
	1323421-6	-	1	-	-	-		• Loudspeaker grille, brown	• Högtalargaller, brun		4
	1323419-0	-	-	1	-	-		• Loudspeaker grille, blue	• Högtalargaller, blå		4
11	944602-2	4	4	4	-	-		• Lock washer	• Låsbricka		2
12		-	-	-	-	-		Arm rest	Armstöd	SEE **88**•1221	
13		-	-	-	-	-		Door pocket	Dörrfack	SEE **88**•1223	
14	*(1364008)*	1	-	-	-	-	SP	Door panel, l.h.	Dörrpanel, v	REPL 1 PCS 3527016-4	5
	1364004-0	-	1	-	-	-		Door panel, l.h.	Dörrpanel, v		5
	(1364006)	-	-	1	-	-	SP	Door panel, l.h.	Dörrpanel, v	REPL 1 PCS 3527014-9	5
	(1364009)	1	-	-	-	-	SP	Door panel, r.h.	Dörrpanel, h	REPL 1 PCS 3527017-2	5
	1364005-7	-	1	-	-	-		Door panel, r.h.	Dörrpanel, h		5
	(1364007)	-	-	1	-	-	SP	Door panel, r.h.	Dörrpanel, h	REPL 1 PCS 3527015-6	5
15	1294865-9	1	-	-	-	-		• Bushing, beige	• Bussning, beige		4
	1294867-5	-	1	-	-	-		• Bushing, brown	• Bussning, brun		4
	1294864-2	-	-	1	-	-		• Bushing, blue	• Bussning, blå		4
16	1313350-9	1	1	1	-	-		• Strip Blank	• List Ämne		2
17	1210439-4	6	6	6	-	-		• Clip	• Clips		3
18		-	-	-	-	-		Arm rest	Armstöd	SEE **88**•1223	
19	1242154-1	1	-	-	-	-		Panel, l.h.	Panel, v	-1987.	5

1) Unit: Linear metre. Width of material = 150 cm. / Enhet längdmeter. Metervarans bredd = 150 cm.

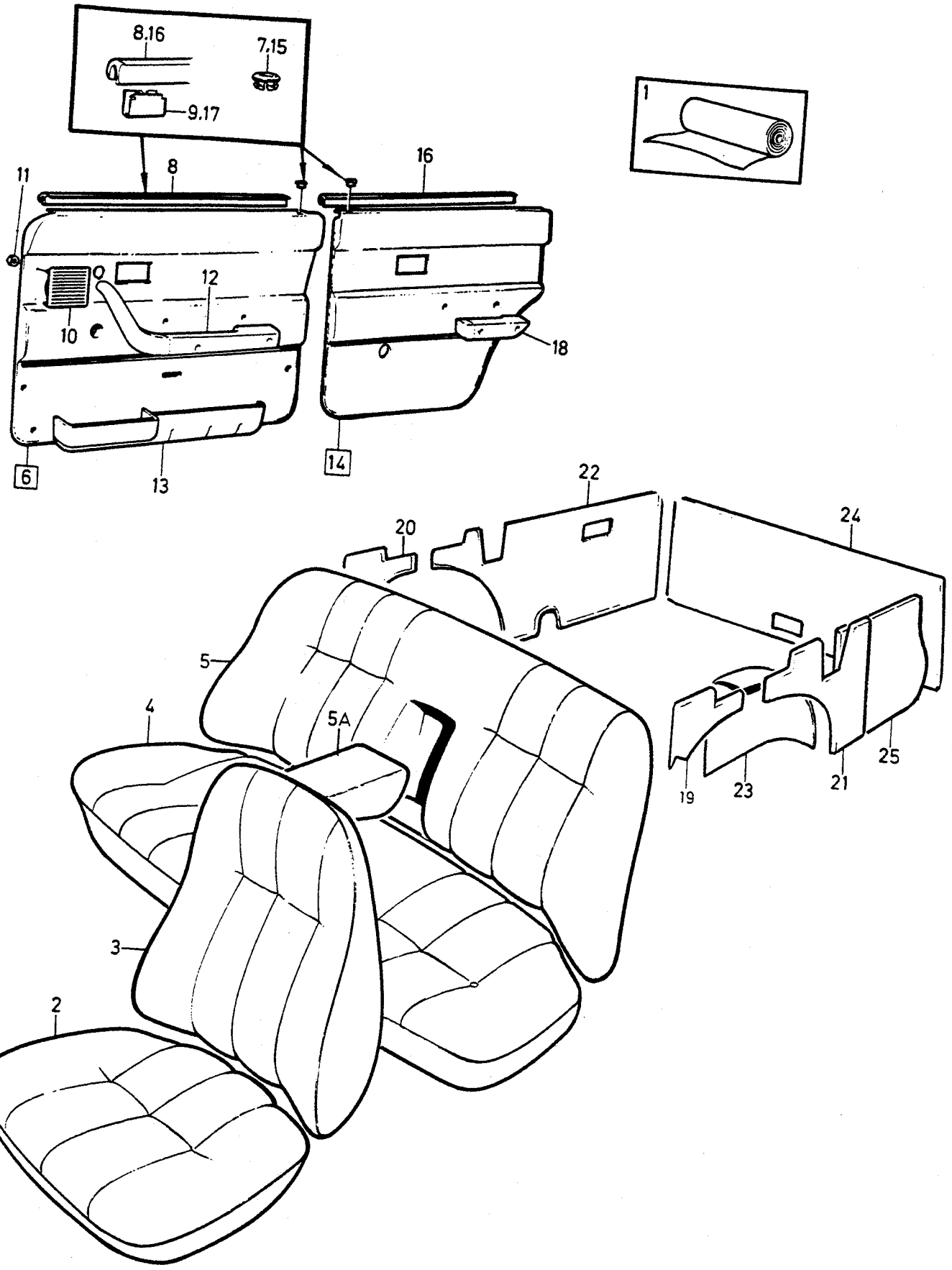

VOLVO
Genuine Parts
PV 850 51532

A	5723
B	5724
C	5726
D	
E	

INTERIOR TRIM — INREDNING

Group / Grupp 85

Page / Sida 1093

CODE 5723, 5724, 5726

Fig	Part No. Artikel nr	Quantity /Antal A	B	C	D	E	P S	Description	Benämning	Notes Anmärkning	S R
	1295469-9	-	1	-	-	-		Panel, l.h.	Panel, v	-1987.	5
	1240652-6	-	-	1	-	-		Panel, l.h.	Panel, v	-1987.	5
20	1242156-6	1	-	-	-	-		Panel, r.h.	Panel, h	-1987	5
	1295470-7	-	1	-	-	-		Panel, r.h.	Panel, h	-1987.	5
	1240653-4	-	-	1	-	-		Panel, r.h.	Panel, h	-1987.	5
21	1242927-0	1	-	-	-	-		Panel, l.h.	Panel, v	IN.BELT	5
	1242941-1	1	-	-	-	-		Panel, l.h.	Panel, v	F.S.B	6
	1295395-6	-	1	-	-	-		Panel, l.h.	Panel, v	IN.BELT	5
	1242173-1	-	-	1	-	-		Panel, l.h.	Panel, v	IN.BELT	5
	1242181-4	-	-	1	-	-		Panel, l.h.	Panel, v	F.S.B	5
22	1295512-6	1	-	-	-	-		Panel, r.h.	Panel, h	IN.BELT	5
	1295511-8	1	-	-	-	-		Panel, r.h.	Panel, h	F.S.B	5
	1295508-4	-	1	-	-	-		Panel, r.h.	Panel, h	IN.BELT	5
	1295500-1	-	-	1	-	-		Panel, r.h.	Panel, h	IN.BELT	5
	1295499-6	-	-	1	-	-		Panel, r.h.	Panel, h	F.S.B	5
23	1242945-2	1	-	-	-	-		Upholstery, l.h.	Klädsel, v		5
	1295132-3	-	1	-	-	-		Upholstery, l.h.	Klädsel, v		5
	1242157-4	-	-	1	-	-		Upholstery, l.h.	Klädsel, v		5
	1242946-0	1	-	-	-	-		Upholstery, r.h.	Klädsel, h		5
	1295133-1	-	1	-	-	-		Upholstery, r.h.	Klädsel, h		5
	1242159-0	-	-	1	-	-		Upholstery, r.h.	Klädsel, h		5
24	1242931-2	1	-	-	-	-		Panel	Panel		5
	1295310-5	-	1	-	-	-		Panel	Panel		5
	1242189-7	-	-	1	-	-		Panel	Panel		5
25	1360961-5	1	-	-	-	-		Panel	Panel		5
	1360959-9	-	1	-	-	-		Panel	Panel		5
	1360963-1	-	-	1	-	-		Panel	Panel		5

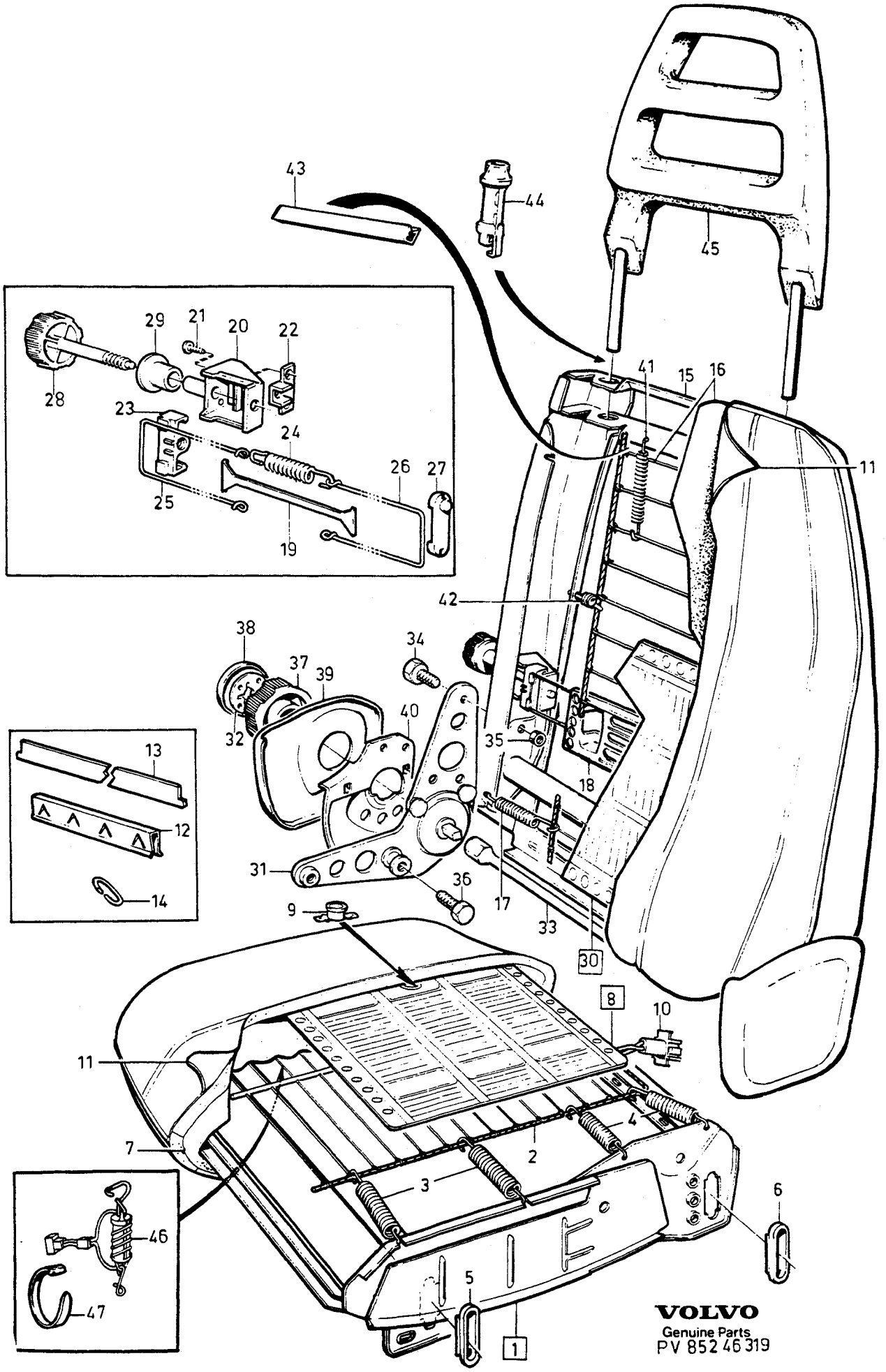
43
44
45
29
21
20
22
28
23
24
26
27
25
19
41
15
16
11
42
38
37
39
34
32
40
35
18
13
12
14
31
36
17
9
33
30
8
10
11
7
4
2
3
6
46
47
5
1
VOLVO
Genuine Parts
PV 852 46 319

A
B
C
D
E

FRONT SEAT — FRAMSTOL

Group / Grupp 85

Page / Sida 1095

Fig	Part No. / Artikel nr	Quantity / Antal A	B	C	D	E	P S	Description	Benämning	Notes / Anmärkning	S R
1	1264644-4	1	-	-	-	-		Seat frame	Sitsram		5
2	1204396-4	1	-	-	-	-		•Wire matting	•Resårmatta		5
3	1264530-5	4	-	-	-	-		•Spring	•Fjäder		5
4	1264531-3	4	-	-	-	-		•Spring	•Fjäder		5
5	1224841-5	1	-	-	-	-		Ferrule, front	Skoning, främre		5
6	1224840-7	1	-	-	-	-		Ferrule, rear	Skoning, bakre		5
7	1224923-1	1	-	-	-	-		*Padding*	Stoppning		5
8	*(1350934)*	1	-	-	-	-	SP	Heater	Värmeelement	-1985. REPL 1 PCS 3521778-5, 1 PCS 948996-4, 2 PCS 1307056-0	3
●	3521778-5	1	-	-	-	-		Heater	Värmeelement	1986-	3
☆ 9	3521725-6	1	-	-	-	-		•Thermostat	•Termostat		3
10	948995-6	1	-	-	-	-		•Pin housing	•Stiftisolator		3
11		-	-	-	-	-		Upholstery	Klädsel	SEE **85**•1013	
12	*1224252*	2	-	-	-	-	OP	Clip	Clips		4
● 13	1224825-8	1	-	-	-	-		Upholstery rail	Klädselskena	LG 419	5
	1264672-5	1	-	-	-	-		Upholstery rail	Klädselskena	LG 474	5
14	95722-5	X	-	-	-	-		Clamp	Klamma		3
15	1204401-2	1	-	-	-	-		Backrest frame	Ryggram	-1985	5
	1395871-5	1	-	-	-	-		Backrest frame	Ryggram	(1360247) 1986-	5
16	1224922-3	1	-	-	-	-		Padding	Stoppning	-1985	5
	1360253-7	1	-	-	-	-		Padding	Stoppning	1986-	5
	1224041-2	1	-	-	-	-		Padding, rear	Stoppning, bakre		5
17	1264531-3	2	-	-	-	-		Spring	Fjäder		5
18	1224991-8	1	-	-	-	-		Lumbar support	Svankplatta		5
19	1395707-1	1	-	-	-	-		Catch	Hake		4
20	1360773-4	1	-	-	-	-		Bracket	Konsol	(1204959)	5
21	946753-1	2	-	-	-	-		Screw	Skruv		2
22	1224580-9	1	-	-	-	-		Stop lug	Stoppklack		5
23	1204961-5	1	-	-	-	-		Yoke	Ok		5
24	*(1264328)*	2	-	-	-	-	SP	Spring	Fjäder	REPL 2PCS 1265272-3, 1PCS 1395708-9, 1PCS 1395709-7, 1PCS 1395707-1.	5
	1265272-3	2	-	-	-	-		Spring	Fjäder		5
● 25	*(1350134)*	1	-	-	-	-	SP	Wire	Tråd	REPL 2PCS 1265272-3, 1PCS 1395708-9, 1PCS 1395709-7, 1395707-1.	3
	1395708-9	1	-	-	-	-		Wire	Tråd	LG 165mm	3
26	1395709-7	1	-	-	-	-		Wire	Tråd	LG 194mm	3
● 27	1360760-1	1	-	-	-	-		Ferrule	Skoning	(1224853)	4
28	1350145-7	1	-	-	-	-		Knob, black	Ratt, svart		4
	1350146-5	1	-	-	-	-		Knob, blue	Ratt, blå		4
	1350147-3	1	-	-	-	-		Steering wheel, beige	Ratt, beige		4
	1350148-1	1	-	-	-	-		Knob, grey	Ratt, grå		4
	1350149-9	1	-	-	-	-		Knob, brown	Ratt, brun		4
29	1204952-4	1	-	-	-	-		Cover ring, black	Täckring, svart		5
	1294400-5	1	-	-	-	-		Cover ring, blue	Täckring, blå		5
	1294413-8	1	-	-	-	-		Cover ring, beige	Täckring, beige		5
	1294426-0	1	-	-	-	-		Cover ring, grey	Täckring, grå		5
	1294439-3	1	-	-	-	-		Cover ring, brown	Täckring, brun		5
30	*(1225955)*	1	-	-	-	-	SP	Heater	Värmeelement	-1985 REPL 1 PCS 1370034-9, 1 PCS 949201-8.	3
	1370034-9	1	-	-	-	-		Heater	Värmeelement	1986-	5
31	1313174-3	1	-	-	-	-		Fitting, l.h. for L.H. seat	Beslag, v för V stol		5
	1313176-8	1	-	-	-	-		Fitting, r.h. for L.H. seat	Beslag, h för V stol		5
	1313177-6	1	-	-	-	-		Fitting, l.h. for R.H. seat	Beslag, v för H stol		5
	1313175-0	1	-	-	-	-		Fitting, r.h. for R.H. seat	Beslag, h för H stol		5
32	1313179-2	1	-	-	-	-		Lock washer	Låsbricka		4

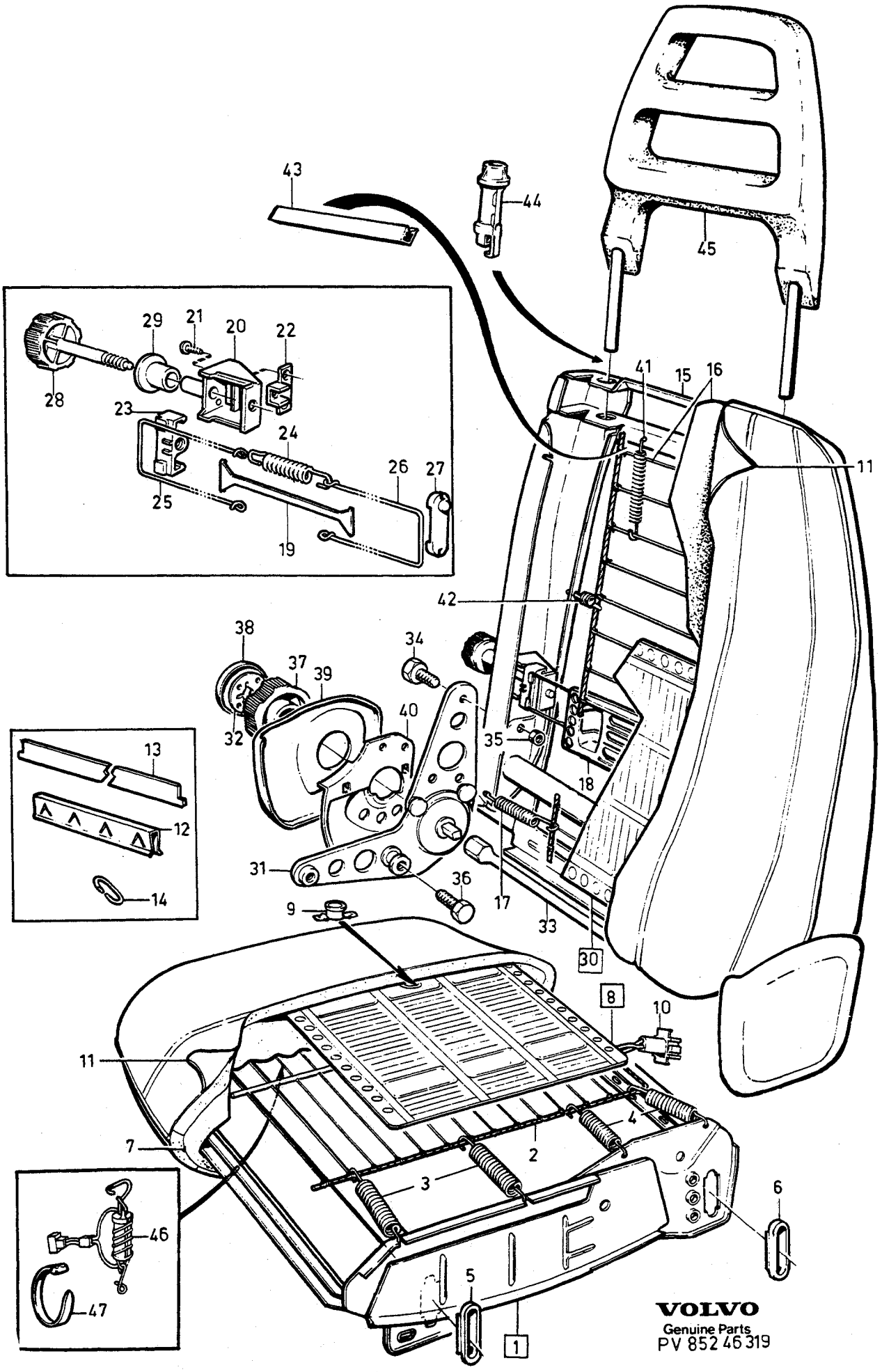
43
44
45
29
21
20
22
28
23
24
26
27
25
19
41
15
16
11
42
38
37
39
34
40
32
35
18
13
12
14
31
36
17
33
9
30
8
10
11
7
2
4
3
6
46
47
5
1
VOLVO
Genuine Parts
PV 852 46 319

A
B
C
D
E

FRONT SEAT — FRAMSTOL

Group / Grupp 85

Page / Sida 1097

Fig	Part No. Artikel nr	Quantity /Antal A	B	C	D	E	PS	Description	Benämning	Notes Anmärkning	SR
33	1313178-4	1	-	-	-	-		Cross shaft	Tväraxel		5
34	955295-1	6	-	-	-	-		Screw	Skruv		2
35	945408-3	6	-	-	-	-		Flange nut	Flänsmutter		2
36	946471-0	4	-	-	-	-		Flange screw	Flänsskruv		2
37	1207630-3	1	-	-	-	-		Knob, black	Ratt, svart		4
	1294401-3	1	-	-	-	-		Knob, blue	Ratt, blå		4
	1294414-6	1	-	-	-	-		Knob, beige	Ratt, beige		4
	1294427-8	1	-	-	-	-		Knob, grey	Ratt, grå		4
	1294440-1	1	-	-	-	-		Knob, brown	Ratt, brun		4
38	1210500-3	1	-	-	-	-		Cover washer, black	Täckbricka, svart		3
	1294402-1	1	-	-	-	-		Cover washer, blue	Täckbricka, blå		4
	1294415-3	1	-	-	-	-		Cover washer, beige	Täckbricka, beige		4
	1294428-6	1	-	-	-	-		Cover washer, grey	Täckbricka, grå		4
	1294441-9	1	-	-	-	-		Cover washer, brown	Täckbricka, brun		4
39	1204966-4	1	-	-	-	-		Cover, l.h. black for L.H. seat	Kåpa, v, svart för V stol		5
	1294403-9	1	-	-	-	-		Cover, l.h. blue for L.H. seat	Kåpa, v, blå för V stol		5
	1294416-1	1	-	-	-	-		Cover, l.h. beige for L.H. seat	Kåpa, v, beige för V stol		5
	1294429-4	1	-	-	-	-		Cover, l.h. grey for L.H. seat	Kåpa, v, grå för V stol		5
	1294442-7	1	-	-	-	-		Cover, l.h. brown for L.H. seat	Kåpa, v, brun för V stol		5
	1264960-4	1	-	-	-	-		Cover, l.h. black for R.H. seat	Kåpa, v, svart för H stol		5
	1294406-2	1	-	-	-	-		Cover, l.h. blue for R.H. seat	Kåpa, v, blå för H stol		5
	1294419-5	1	-	-	-	-		Cover, l.h. beige for R.H. seat	Kåpa, v, beige för H stol		5
	1294432-8	1	-	-	-	-		Cover, l.h. grey for R.H. seat	Kåpa, v, grå för H stol		5
	1294445-0	1	-	-	-	-		Cover, l.h. brown for R.H. seat	Kåpa, v, brun för H stol		5
	1264959-6	1	-	-	-	-		Cover, r.h. black for L.H. seat	Kåpa, h, svart för V stol		5
	1294405-4	1	-	-	-	-		Cover, r.h. blue for L.H. seat	Kåpa, h, blå för V stol		5
	1294418-7	1	-	-	-	-		Cover, r.h. beige for L.H. seat	Kåpa, h, beige för V stol		5
	1294431-0	1	-	-	-	-		Cover, r.h. grey for L.H. seat	Kåpa, h, grå för V stol		5
	1294444-3	1	-	-	-	-		Cover, r.h. brown for L.H. seat	Kåpa, h, brun för V stol		5
	1204967-2	1	-	-	-	-		Cover, r.h. black for R.H. seat	Kåpa, h, svart för H stol		5
	1294404-7	1	-	-	-	-		Cover, r.h. blue for R.H. seat	Kåpa, h, blå för H stol		5
	1294417-9	1	-	-	-	-		Cover, r.h. beige for R.H. seat	Kåpa, h, beige för H stol		5
	1294430-2	1	-	-	-	-		Cover, r.h. grey for R.H. seat	Kåpa, h, grå för H stol		5
	1294443-5	1	-	-	-	-		Cover, r.h. brown for R.H. seat	Kåpa, h, brun för H stol		5
40	1204964-9	1	-	-	-	-		Retainer, l.h.	Hållare, v		5
	1204965-6	1	-	-	-	-		Retainer, r.h.	Hållare, h		5
41	1224409-1	2	-	-	-	-		Spring	Fjäder	ALTER	5
42	1224409-1	2	-	-	-	-		Spring	Fjäder	1986-	5
43	699852-0	X	-	-	-	-		Protect. moulding, black	Kantskyddslist, svart	1986-	2
44	1224820-9	2	-	-	-	-		Guide bushing	Styrbussning	-1985	5
	1345739-5	2	-	-	-	-		Guide bushing	Styrbussning	1986-	5
45		-	-	-	-	-		Head restraint	Nackskydd	SEE 88 • 1225	
46	1264606-3	1	-	-	-	-		Switch	Strömställare		3
47	948211-8	X	-	-	-	-		Strip clamp	Bandklamma	(944484)	2

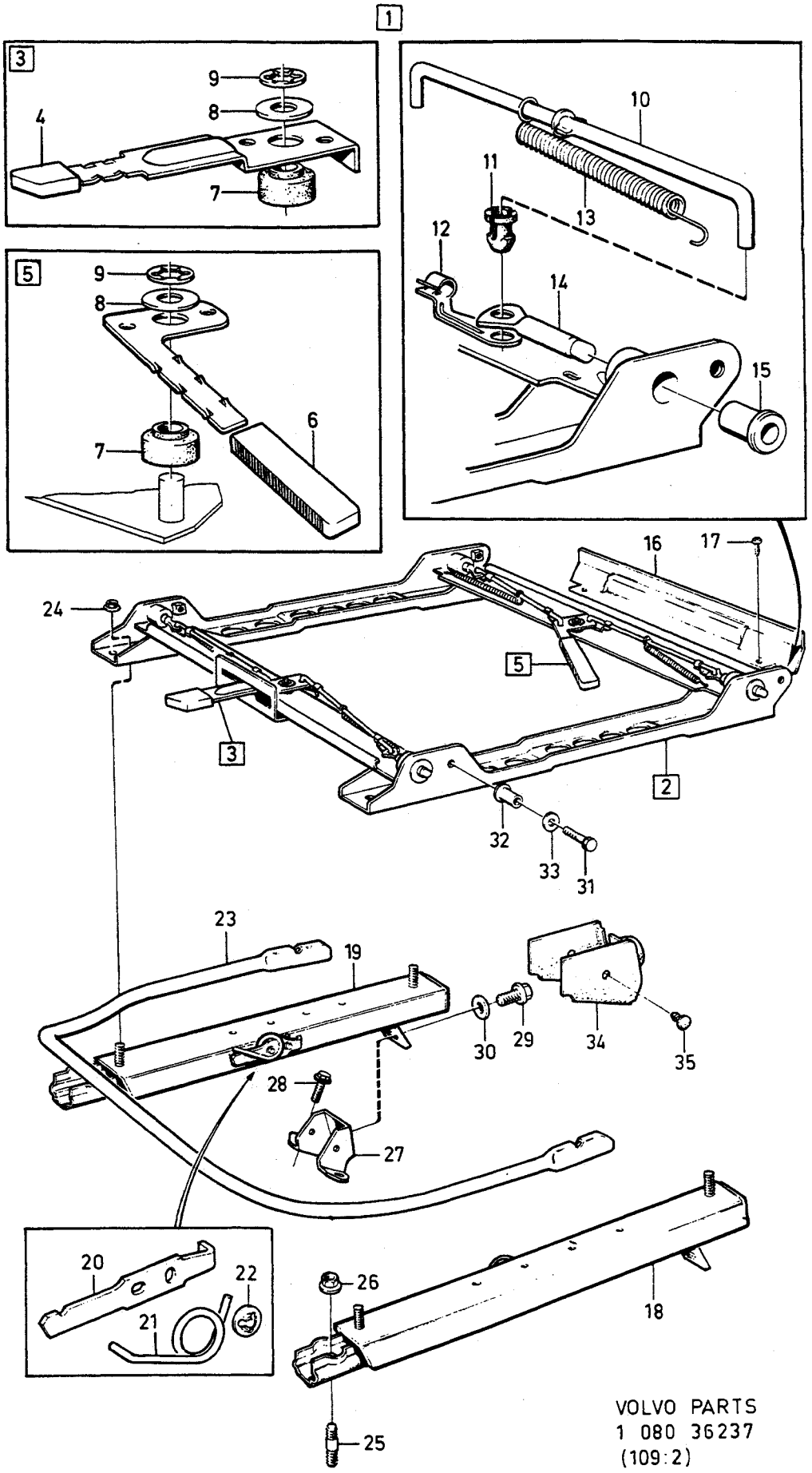

VOLVO PARTS
1 080 36237
(109:2)

A
B
C
D
E

SEAT SUBFRAME WITH HEIGHT ADJUSTMENT — UNDERREDE MED HÖJDOMSTÄLLARE

Group / Grupp 85

Page / Sida 1099

Fig	Part No. Artikel nr	Quantity /Antal A	B	C	D	E	P S	Description	Benämning	Notes Anmärkning	S R
1		1	-	-	-	-	NS	Undercarriage complete	Underrede komplett		
2	1204860-9	1	-	-	-	-		•Height adjuster	•Höjdomställare	INCL GLT TURBO 1987	5
	1264441-5	1	-	-	-	-		•Height adjuster	•Höjdomställare	GLT, TURBO -1986.	5
3	1224071-9	1	-	-	-	-		••Control, front	••Reglage, främre		5
4	*1207947*	1	-	-	-	-	OP	•••Control knob	•••Reglageknopp		4
5	1207898-6	1	-	-	-	-		••Control, rear	••Reglage, bakre		5
6	*1224145*	1	-	-	-	-	OP	•••Handle	•••Handtag		5
7	1224116-2	2	-	-	-	-		••Bushing	••Bussning		5
8	1224117-0	2	-	-	-	-		••Washer	••Bricka		5
9	945719-3	2	-	-	-	-		••Retainer	••Hållare		2
10	1224119-6	4	-	-	-	-		••Control rod	••Reglerstång		5
11	1224193-1	8	-	-	-	-		••Bushing	••Bussning		5
12	1224192-3	8	-	-	-	-		••Clamp	••Klamma		5
13	1224174-1	4	-	-	-	-		••Spring	••Fjäder		5
14	1207918-2	4	-	-	-	-		••Steering axle	••Styraxel		5
15	1264936-4	4	-	-	-	-		••Guide bushing	••Styrbussning		5
16	1224412-5	1	-	-	-	-		••Protecting moulding	••Skyddslist		3
17	955124-3	3	-	-	-	-		••Screw	••Skruv		2
18	1370762-5	1	-	-	-	-		•Slide rail, l.h.	•Glidskena, v	L.H.D	5
	1370765-8	1	-	-	-	-		•Slide rail, l.h.	•Glidskena, v	R.H.D	5
19	1370764-1	1	-	-	-	-		•Slide rail, r.h.	•Glidskena, h	L.H.D	5
	1370763-3	1	-	-	-	-		•Slide rail, r.h.	•Glidskena, h	R.H.D	5
20	1244730-6	1	-	-	-	-		••Pawl, l.h.	••Spärrhake, v		5
	1244731-4	1	-	-	-	-		••Pawl, r.h.	••Spärrhake, h		5
21	1244733-0	1	-	-	-	-		•Spring, l.h.	•Fjäder, v		5
	1264020-7	1	-	-	-	-		•Spring, r.h.	•Fjäder, h		5
22	1244732-2	1	-	-	-	-		•Lock washer	•Låsbricka		5
23	1264810-1	1	-	-	-	-		•Brace	•Bygel		5
24	948470-0	4	-	-	-	-		•Nut	•Mutter		2
25	17394-8	2	-	-	-	-		Stud	Pinnskruv		2
26	945408-3	2	-	-	-	-		Flange nut	Flänsmutter		2
27	1224969-4	1	-	-	-	-		Bracket	Konsol		5
28	946440-5	2	-	-	-	-		Flange screw	Flänsskruv		2
29	955294-4	2	-	-	-	-		Screw	Skruv		2
30	955894-1	2	-	-	-	-		Washer	Bricka		2
31	948060-9	4	-	-	-	-		Screw	Skruv		2
32	1224822-5	4	-	-	-	-		Spacer tube	Distansrör		5
33	960143-6	4	-	-	-	-		Washer	Bricka		2
34	1224406-7	1	-	-	-	-		Cover, black	Täckkåpa, svart		5
	1244076-4	1	-	-	-	-		Cover, blue	Täckkåpa, blå		5
	1244077-2	1	-	-	-	-		Cover, beige	Täckkåpa, beige		5
	1244078-0	1	-	-	-	-		Cover, grey	Täckkåpa, grå		5
	1244079-8	1	-	-	-	-		Cover, brown	Täckkåpa, brun		5
35	948690-3	2	-	-	-	-		Clip, black	Clips, svart		2
	1294983-0	2	-	-	-	-		Clip, blue	Clips, blå		5
	1294984-8	2	-	-	-	-		Clip, beige	Clips, beige		3
	1294985-5	2	-	-	-	-		Clip, grey	Clips, grå		3
	1294986-3	2	-	-	-	-		Clip, brown	Clips, brun		3

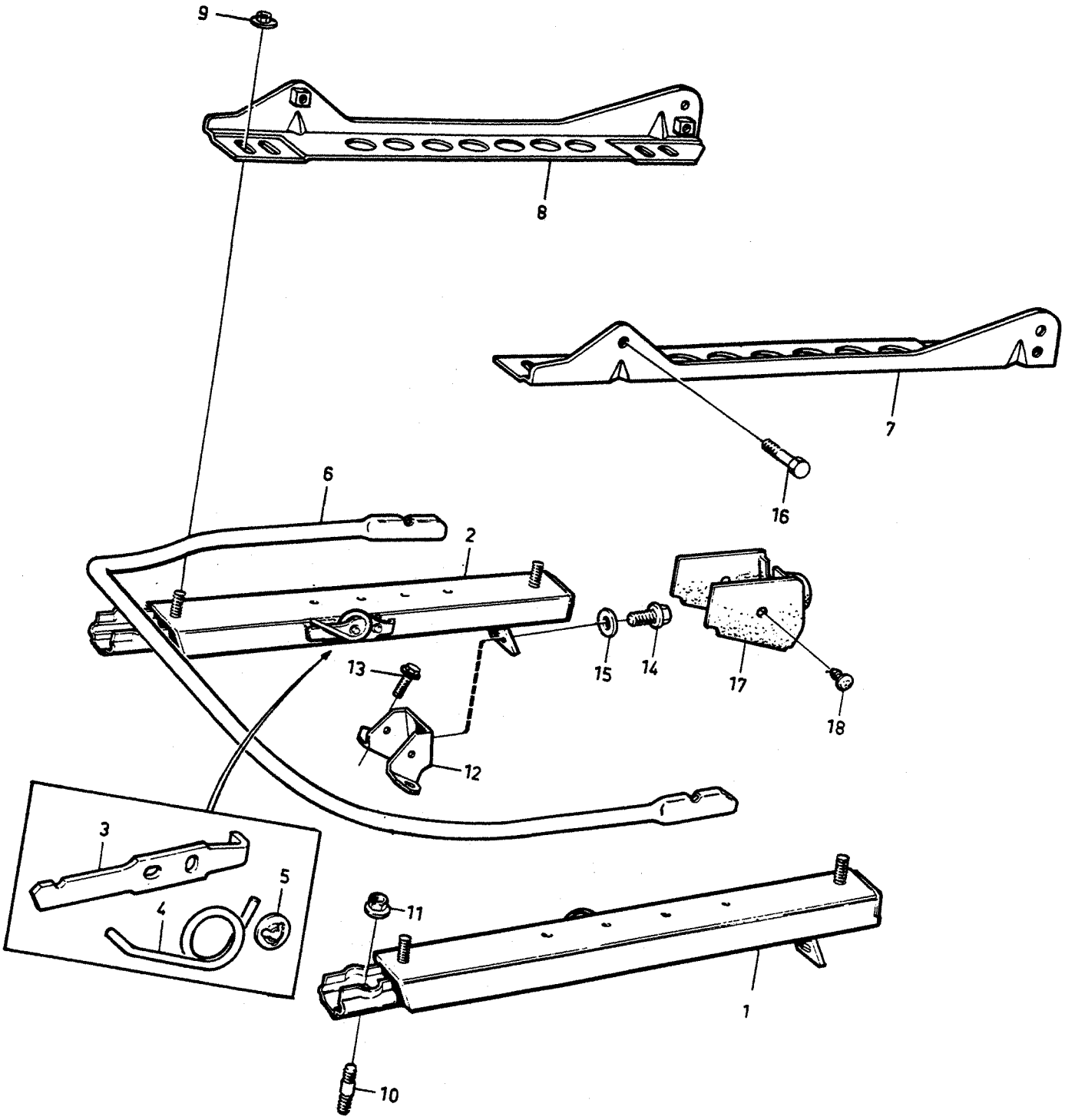

©VOLVO
Genuine Parts
PV850 41228
(109:2)

A
B
C
D
E

SEAT SUBFRAME WITHOUT HEIGHT ADJUSTMENT — UNDERREDE UTAN HÖJDOMSTÄLLARE

Group / Grupp 85

Page / Sida 1101

Fig	Part No. / Artikel nr	Quantity / Antal A	B	C	D	E	PS	Description	Benämning	Notes / Anmärkning	SR
		1	-	-	-	-	NS	Undercarriage complete	Underrede komplett		
1	1370765-8	1	-	-	-	-		• Slide rail, l.h.	• Glidskena, v	L.H.D	5
	1370762-5	1	-	-	-	-		• Slide rail, l.h.	• Glidskena, v	R.H.D	5
2	1370763-3	1	-	-	-	-		• Slide rail, r.h.	• Glidskena, h	L.H.D	5
	1370764-1	1	-	-	-	-		• Slide rail, r.h.	• Glidskena, h	R.H.D	5
3	1244730-6	1	-	-	-	-		• Pawl, l.h.	• Spärrhake, v		5
	1244731-4	1	-	-	-	-		• Pawl, r.h.	• Spärrhake, h		5
4	1244733-0	1	-	-	-	-		• Spring, l.h.	• Fjäder, v		5
	1244734-8	1	-	-	-	-		• Spring, r.h.	• Fjäder, h		5
5	1244732-2	1	-	-	-	-		• Lock washer	• Låsbricka		5
6	1264810-1	1	-	-	-	-		• Brace	• Bygel		5
7	1210477-4	1	-	-	-	-		Reinforcement, l.h.	Förstärkning, v		5
8	1210478-2	1	-	-	-	-		Reinforcement, r.h.	Förstärkning, h		5
9	948470-0	4	-	-	-	-		Nut	Mutter		2
10	17394-8	2	-	-	-	-		Stud	Pinnskruv		2
11	945408-3	2	-	-	-	-		Flange nut	Flänsmutter		2
12	1224969-4	1	-	-	-	-		Bracket	Konsol		5
13	946440-5	2	-	-	-	-		Flange screw	Flänsskruv		2
14	955294-4	2	-	-	-	-		Screw	Skruv		2
15	955894-1	2	-	-	-	-		Washer	Bricka		2
16	944926-5	4	-	-	-	-		Flange screw	Flänsskruv		2
17	1224406-7	1	-	-	-	-		Cover, black	Täckkåpa, svart		5
	1244076-4	1	-	-	-	-		Cover, blue	Täckkåpa, blå		5
	1244077-2	1	-	-	-	-		Cover, beige	Täckkåpa, beige		5
	1244078-0	1	-	-	-	-		Cover, grey	Täckkåpa, grå		5
	1244079-8	1	-	-	-	-		Cover, brown	Täckkåpa, brun		5
18	948690-3	2	-	-	-	-		Clip, black	Clips, svart		2
	1294983-0	2	-	-	-	-		Clip, blue	Clips, blå		5
	1294984-8	2	-	-	-	-		Clip, beige	Clips, beige		3
	1294985-5	2	-	-	-	-		Clip, grey	Clips, grå		3
	1294986-3	2	-	-	-	-		Clip, brown	Clips, brun		3

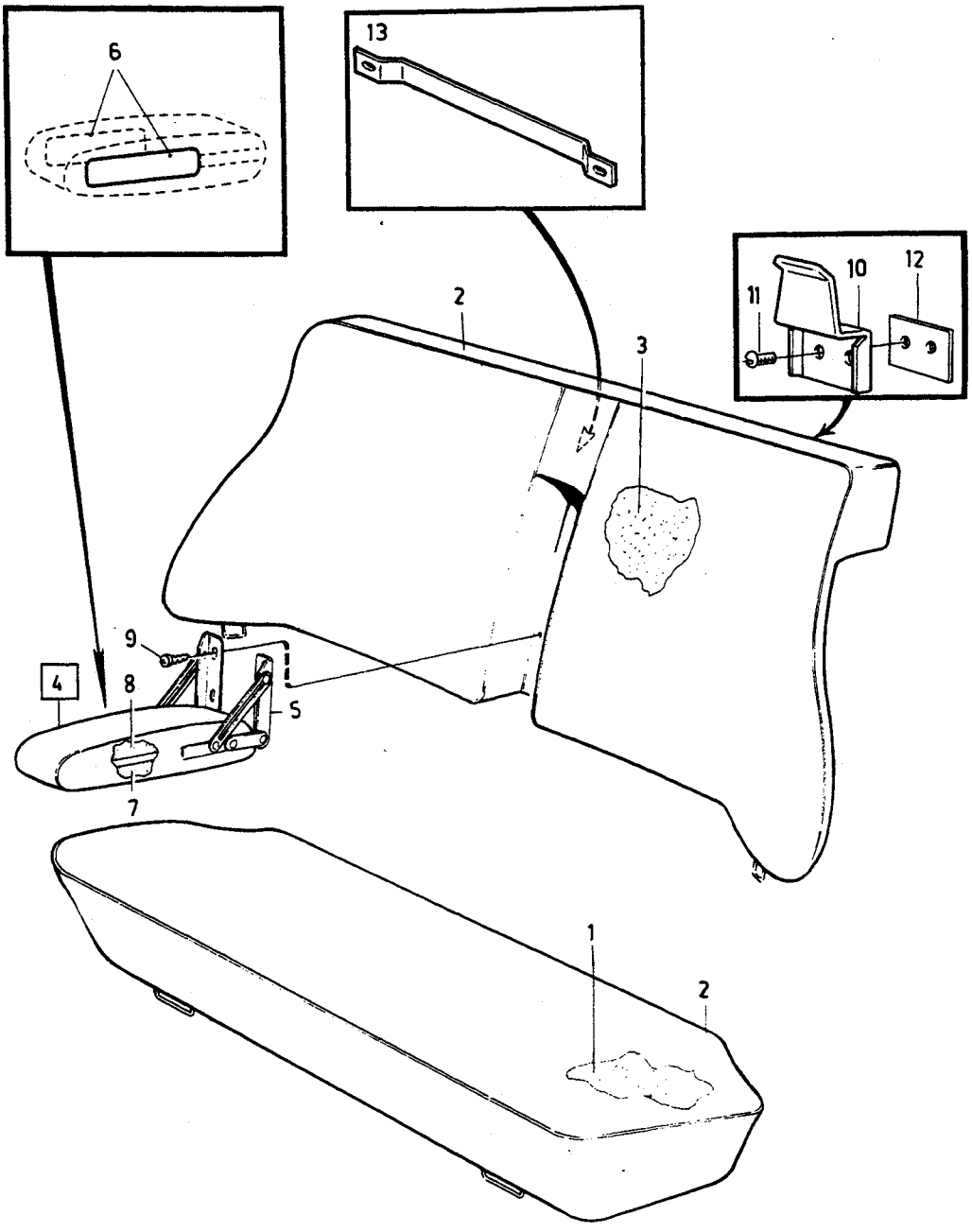

VOLVO PARTS
1 080 36261
(109:3)

A
B
C
D
E

REAR SEAT — BAKSÄTE

Group / Grupp 85

Page / Sida 1103

4 DRS

Fig	Part No. / Artikel nr	Quantity / Antal A	B	C	D	E	PS	Description	Benämning	Notes / Anmärkning	SR
1	1264493-6	1	-	-	-	-		Padding	Stoppning		5
2		-	-	-	-	-		Upholstery	Klädsel	SEE 85•1013	
3	1244228-1	1	-	-	-	-		Padding	Stoppning		5
4	1244397-4	1	-	-	-	-		Arm rest	Armstöd		5
5		-	-	-	-	-	NS	•Hinge	•Gångjärn		
6	1204574-6	2	-	-	-	-		Protecting moulding	Skyddslist		5
7	1244916-1	1	-	-	-	-		Padding	Stoppning	1)	5
	1244912-0	1	-	-	-	-		Padding	Stoppning	2)	5
8	1244911-2	1	-	-	-	-		Padding	Stoppning		5
9	967552-1	4	-	-	-	-		Flange screw	Flänsskruv	(946501)	1
10	1207626-1	2	-	-	-	-		Bracket	Konsol		5
11	969278-1	4	-	-	-	-		Screw	Skruv	(955138)	2
12	680538-6	2	-	-	-	-		Nut	Mutter		3
13	1313165-1	1	-	-	-	-		Upholstery clip	Klädselhållare		6

1) Cars without leather upholstery. / Bilar utan läderklädsel.
2) Cars with leather upholstery. / Bilar med läderklädsel.

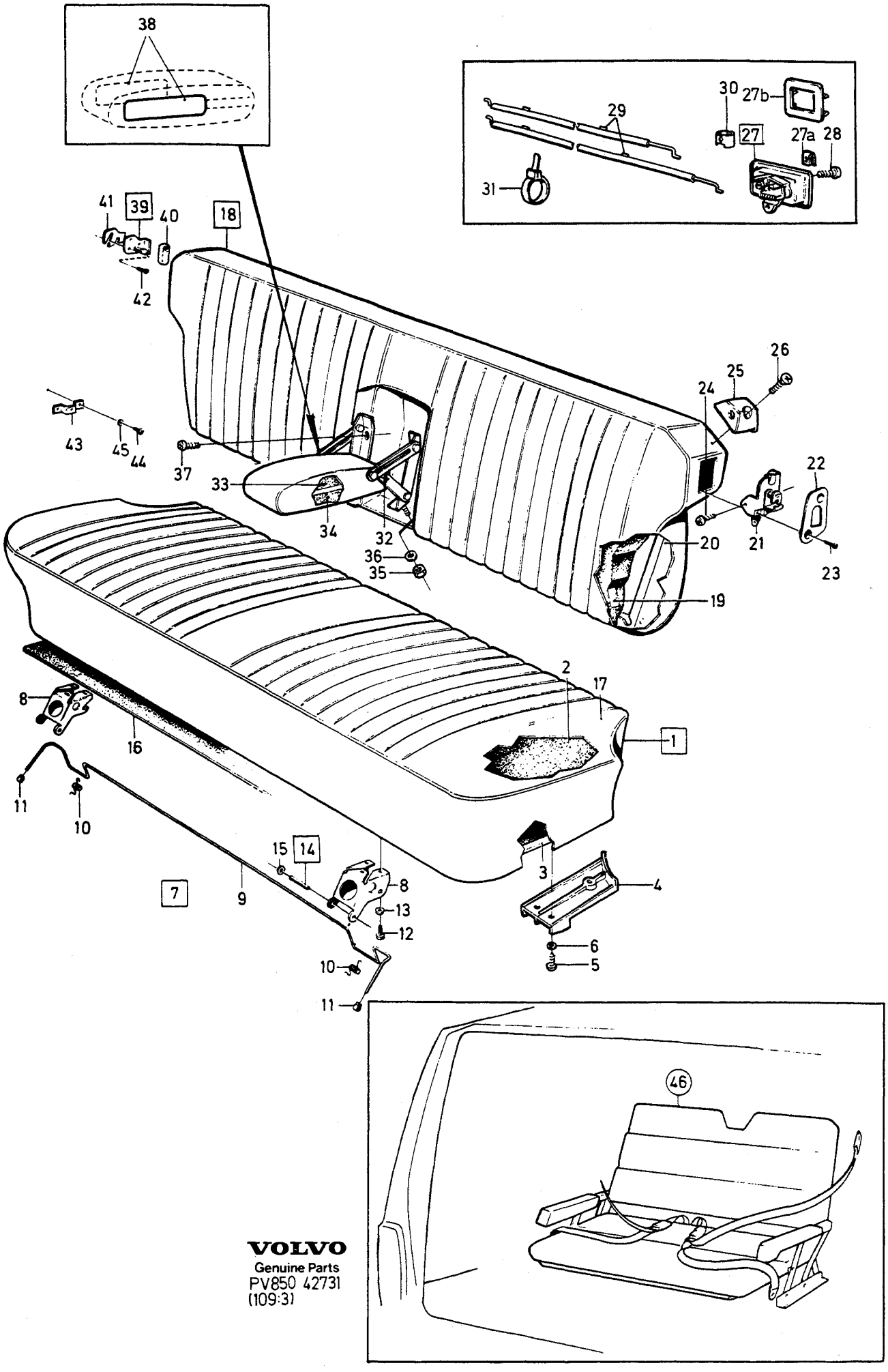

VOLVO
Genuine Parts
PV850 42731
(109:3)

A
B
C
D
E

REAR SEAT — BAKSÄTE

Group / Grupp 85

Page / Sida 1105

5DRS

Fig	Part No. Artikel nr	Quantity /Antal A	B	C	D	E	P S	Description	Benämning	Notes Anmärkning	S R
1		1	-	-	-	-	NS	Cushion	Dyna		
2	1225749-9	1	-	-	-	-		•Padding	•Stoppning		5
3	1294163-9	1	-	-	-	-		•Seat frame	•Sitsram		5
4	1294365-0	1	-	-	-	-		•Bracket, l.h. black	•Konsol, v, svart		5
	1244118-4	1	-	-	-	-		•Bracket, l.h. blue	•Konsol, v, blå		5
	1244164-8	1	-	-	-	-		•Bracket, l.h. beige	•Konsol, v, beige		5
	1244166-3	1	-	-	-	-		•Bracket, l.h. grey	•Konsol, v, grå		5
	1244168-9	1	-	-	-	-		•Bracket, l.h. brown	•Konsol, v, brun		5
	1294366-8	1	-	-	-	-		•Bracket, r.h. black	•Konsol, h, svart		5
	1244119-2	1	-	-	-	-		•Bracket, r.h. blue	•Konsol, h, blå		5
	1244165-5	1	-	-	-	-		•Bracket, r.h. beige	•Konsol, h, beige		5
	1244167-1	1	-	-	-	-		•Bracket, r.h. grey	•Konsol, h, grå		5
	1244169-7	1	-	-	-	-		•Bracket, r.h. brown	•Konsol, h, brun		5
5	956097-0	6	-	-	-	-		•Screw	•Skruv		2
6	955892-5	6	-	-	-	-		•Washer	•Bricka		2
7		-	-	-	-	-	NS	•Lock	•Lås		
8	3506392-4	2	-	-	-	-		••Hinge flange	••Gångjärnshalva	(1373507)	5
9	1224419-0	1	-	-	-	-		••Shaft	••Axel		4
10	1221125-6	2	-	-	-	-		••Spring	••Fjäder		4
11	1207689-9	2	-	-	-	-		••Knob	••Knopp		4
12	956096-2	6	-	-	-	-		•Screw	•Skruv		2
13	941906-0	6	-	-	-	-		•Spring washer	•Fjäderbricka		2
14	1210484-0	2	-	-	-	-		•Pin	•Pinne		4
15	945718-5	2	-	-	-	-		••Retaining clip	••Hållare		2
16	1309695-3	X	-	-	-	-		•Mat, black	•Matta, svart	1) CODE 5305, 5350, 5354 (699564)	6
	1309696-1	X	-	-	-	-		•Mat, blue	•Matta, blå	2) (699676) CODE 5306, 5351, 5360	6
	1309693-8	X	-	-	-	-		•Mat, beige	•Matta, beige	1) CODE 5307, 5352, 5361 (699828)	6
	699781-1	X	-	-	-	-		•Mat, grey	•Matta, grå	2) CODE 5363	5
	1309694-6	X	-	-	-	-		•Mat, brown	•Matta, brun	2) CODE 5308, 5353, 5362. (699783)	6
	699558-3	X	-	-	-	-		•Mat, black	•Matta, svart	2) CODE 5700	5
	1309692-0	X	-	-	-	-		•Mat, blue	•Matta, blå	2) (699686) CODE 5706	6
	1309697-9	X	-	-	-	-		•Mat, beige	•Matta, beige	1) CODE 5701, 5703 (699830)	6
	1309698-7	X	-	-	-	-		•Mat, brown	•Matta, brun	1) CODE 5704 (699791)	6
17		-	-	-	-	-		Upholstery	Klädsel	SEE 85•1013	
18		-	-	-	-	-	NS	Backrest	Rygg		
19	1294186-0	1	-	-	-	-		•Padding	•Stoppning	3)	5
☆	1395415-1	1	-	-	-	-		•Padding	•Stoppning	4) (1225989)	5
20	1294135-7	1	-	-	-	-		•Backrest plate	•Ryggplåt	-1986	5
	1373470-2	1	-	-	-	-		•Backrest plate	•Ryggplåt	1987	5
21	1264378-9	1	-	-	-	-		•Lock, l.h.	•Lås, v		4
	1264379-7	1	-	-	-	-		•Lock, r.h.	•Lås, h		4
22	1207870-5	1	-	-	-	-		•Cover plate, l.h.	•Täckplåt, v		5
	1207871-3	1	-	-	-	-		•Cover plate, r.h.	•Täckplåt, h		5
23	947190-5	4	-	-	-	-		•Screw	•Skruv	LG 16	2
24	956203-4	2	-	-	-	-		•Screw	•Skruv	LG 12	2
25	1244971-6	1	-	-	-	-		•Sliding block, l.h. black	•Glidsko, v, svart		4
	1244973-2	1	-	-	-	-		•Sliding block, l.h. blue	•Glidsko, v, blå		4
	1244975-7	1	-	-	-	-		•Sliding block, l.h. beige	•Glidsko, v, beige		4

1) Unit: Linear metre. Width of material = 160 cm. / Enhet längdmeter. Metervarans bredd = 160 cm.
2) Unit: Linear metre. Width of material = 200cm. / Enhet längdmeter. Metervarans bredd = 200cm.
3) Cars without rear armrest. / Bilar utan bakre armstöd.
4) Cars with rear armrest. / Bilar med bakre armstöd.

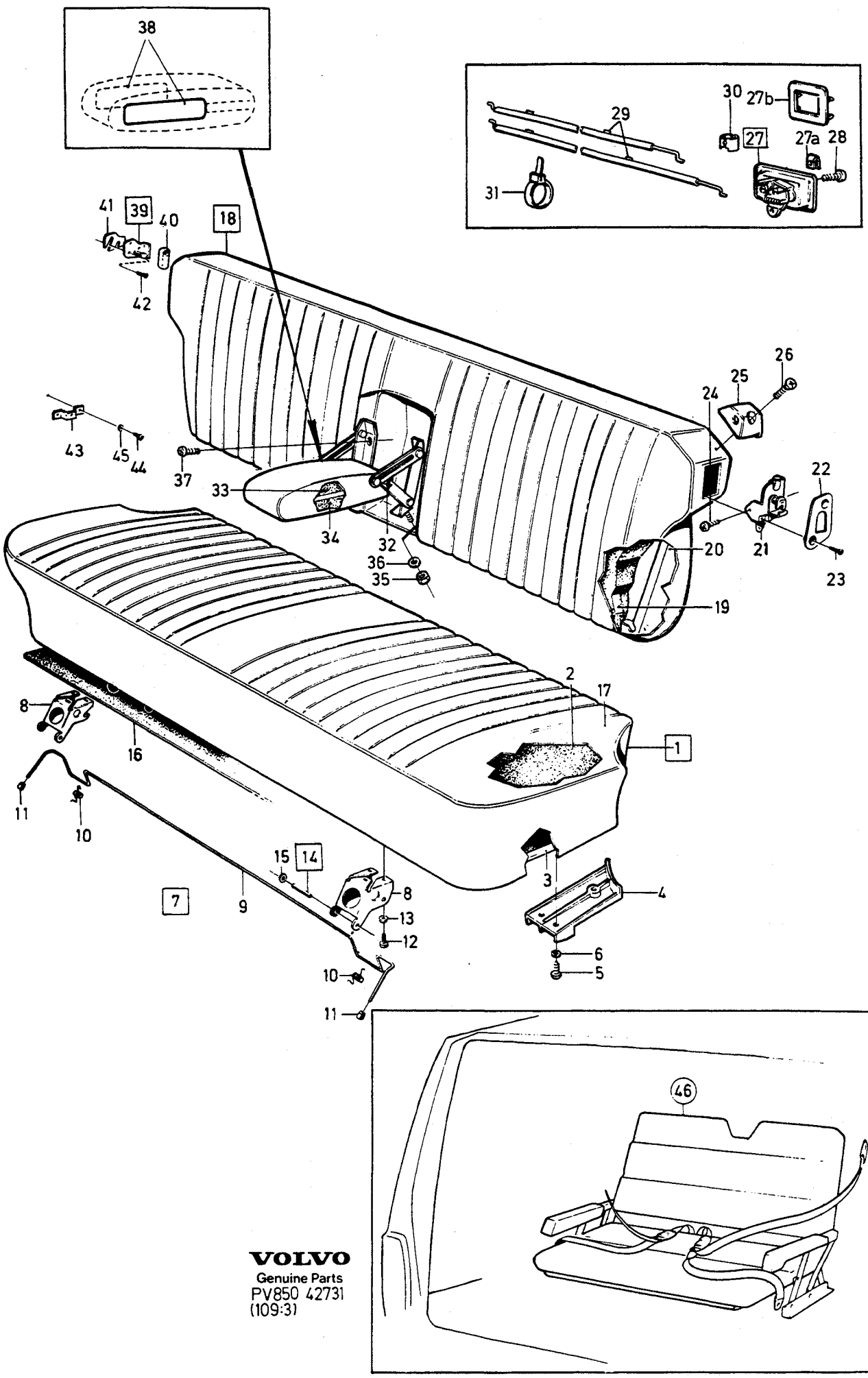

VOLVO
Genuine Parts
PV850 42731
(109:31)

A
B
C
D
E

REAR SEAT — BAKSÄTE

Group / Grupp 85

Page / Sida 1107

5 DRS

Fig	Part No. / Artikel nr	Quantity / Antal A	B	C	D	E	PS	Description	Benämning	Notes / Anmärkning	SR
	1244977-3	1	-	-	-	-		•Sliding block, l.h. grey	•Glidsko, v, grå		4
	1244979-9	1	-	-	-	-		•Sliding block, l.h. brown	•Glidsko, v, brun		4
	1244972-4	1	-	-	-	-		•Sliding block, r.h. black	•Glidsko, h, svart		4
	1244974-0	1	-	-	-	-		•Sliding block, r.h. blue	•Glidsko, h, blå		4
	1244976-5	1	-	-	-	-		•Sliding block, r.h. beige	•Glidsko, h, beige		4
	1244978-1	1	-	-	-	-		•Sliding block, r.h. grey	•Glidsko, h, grå		4
	1244980-7	1	-	-	-	-		•Sliding block, r.h. brown	•Glidsko, h, brun		4
26	956335-4	2	-	-	-	-		•Screw	•Skruv		2
27	1294062-3	1	-	-	-	-		•Control	•Reglage	-1986	5
	1373432-2	1	-	-	-	-		•Control, black	•Reglage, svart	1987	5
	1373433-0	1	-	-	-	-		•Control, blue	•Reglage, blå	1987	5
	1373434-8	1	-	-	-	-		•Control, beige	•Reglage, beige	1987	5
	1373435-5	1	-	-	-	-		•Control, brown	•Reglage, brun	1987	5
27a	948571-5	2	-	-	-	-		••Spring nut	••Fjädermutter	1987	2
27b	1338249-4	1	-	-	-	-		•Rim, black	•Ram, svart	1987	5
	1373426-4	1	-	-	-	-		•Rim, brown	•Ram, brun	1987	5
	1338250-2	1	-	-	-	-		•Rim, blue	•Ram, blå	1987	6
	1373425-6	1	-	-	-	-		•Frame, beige	•Ram, beige	1987	5
28	955172-2	4	-	-	-	-		•Screw	•Skruv	-1986	2
	955127-6	2	-	-	-	-		•Screw	•Skruv	1987	2
29	1264389-6	1	-	-	-	-		•Control cable, l.h.	•Reglagewire, v	-1986	3
	1373427-2	1	-	-	-	-		•Control cable, l.h.	•Reglagewire, v	1987	4
	1264329-2	1	-	-	-	-		•Control cable, r.h.	•Reglagewire, h	-1986	3
	1373428-0	1	-	-	-	-		•Control cable, r.h.	•Reglagewire, h	1987	4
30	1224233-5	4	-	-	-	-		•Clip	•Clips		4
30a	949668-8	2	-	-	-	-		•Strip clamp	•Bandklamma		2
31	1297814-4	3	-	-	-	-		•Plug, black	•Propp, svart	5)	5
32	1294107-6	1	-	-	-	-		Arm rest	Armstöd		5
33	1294606-7	1	-	-	-	-		Padding	Stoppning		5
34	691649-8	1	-	-	-	-		Padding	Stoppning		5
35	955781-0	2	-	-	-	-		Nut	Mutter		2
36	960140-2	2	-	-	-	-		Washer	Bricka		2
37	956076-4	2	-	-	-	-		Screw	Skruv		2
38	1204574-6	2	-	-	-	-		Protecting moulding	Skyddslist		5
39	1373949-5	1	-	-	-	-		Lock wedge, l.h.	Låskil, v	(1207903)	5
	1373950-3	1	-	-	-	-		Lock wedge, r.h.	Låskil, h	(1207904)	5
40	1207938-0	2	-	-	-	-		•Absorber	•Dämpare		5
41	1264849-9	4	-	-	-	-		Spacer	Mellanlägg		5
42	1294515-0	6	-	-	-	-		Screw	Skruv		2
43	1264603-0	2	-	-	-	-		Bracket	Konsol		4
44	955522-8	4	-	-	-	-		Screw	Skruv		2
45	955949-3	4	-	-	-	-		Lock washer	Låsbricka		2
46		1	-	-	-	-		Extra seat	Extrasäte	SEE 85•1109	

5) Cars with anchorages for child harness. / Bilar med infästning för barnsele.

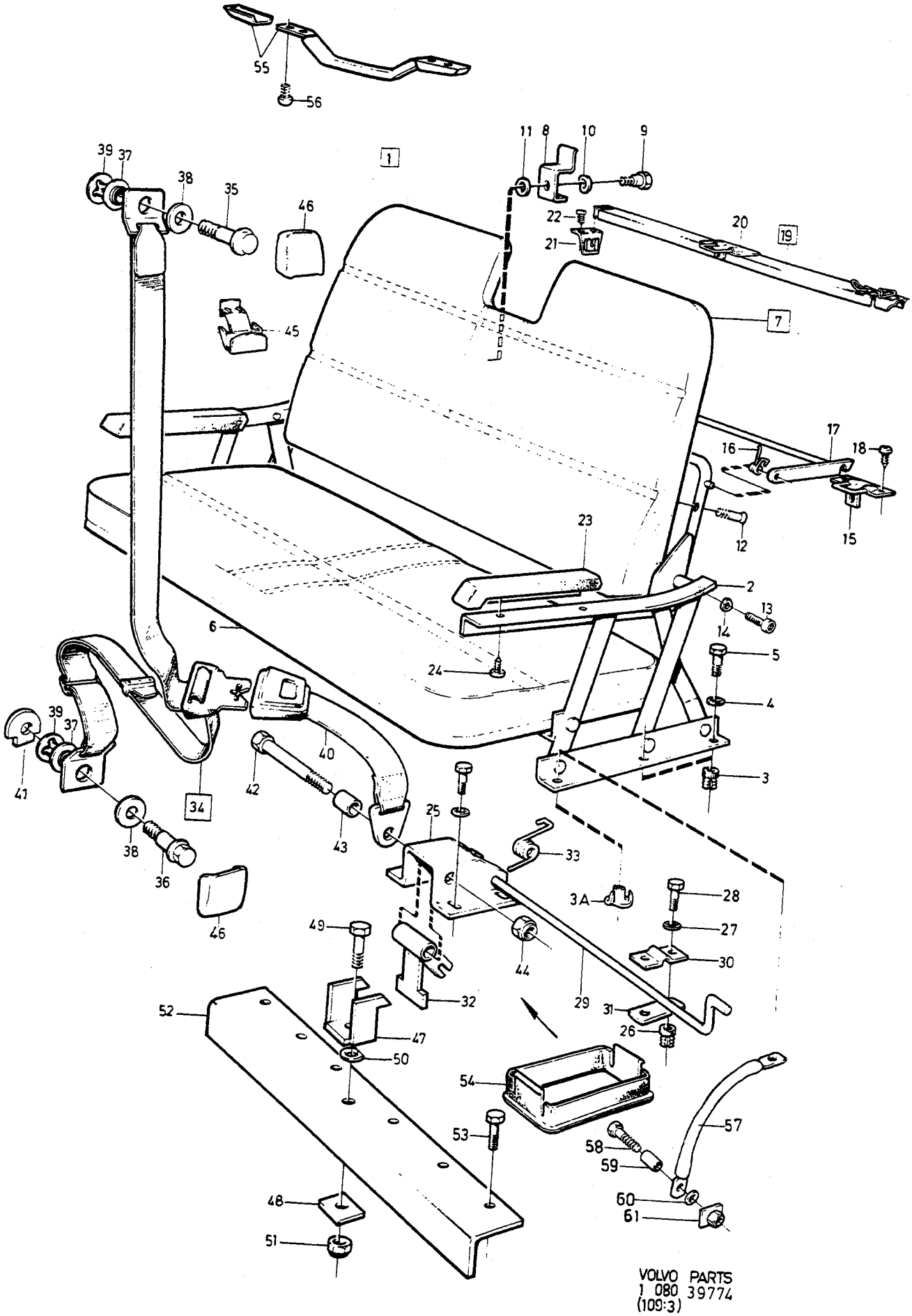

VOLVO PARTS
1 080 39774
(109:3)

A
B
C
D
E

EXTRA SEAT — EXTRASÄTE

Group / Grupp 85

Page / Sida 1109

Fig	Part No. / Artikel nr	Quantity /Antal A	B	C	D	E	PS	Description	Benämning	Notes / Anmärkning	SR
1	*(1128440,*	1	-	-	-	-	SP	Extra seat beige	Extrasäte beige	EXC (AUS)	6
		-	-	-	-	-		.....	.....	REPL 1 PCS 3524817-8	
	(1128800)	1	-	-	-	-	SP	Extra seat black	Extrasäte svart	EXC (AUS)	6
		-	-	-	-	-		.....	.....	REPL 1 PCS 3524816-0	
	(1128720)	1	-	-	-	-	SP	Extra seat	Extrasäte	(AUS).	6
										REPL 1 PCS 3524818-6	
2		1	-	-	-	-	NS	•Seat frame	•Sitsram		
3	1264563-6	4	-	-	-	-		•Bushing	•Bussning		5
3a	943419-2	2	-	-	-	-		•Punch nut	•Inslagsmutter		2
4	955948-5	6	-	-	-	-		•Lock washer	•Låsbricka		2
5	956093-9	4	-	-	-	-		•Screw	•Skruv	RX M6X14	2
	946544-4	2	-	-	-	-		•Flange screw	•Flänsskruv	M6FS M6X16	2
6	1264578-4	1	-	-	-	-		•Seat cushion beige	•Sittdyna beige		5
	1242875-1	1	-	-	-	-		•Seat cushion black	•Sittdyna svart		5
7	1264568-5	1	-	-	-	-		•Backrest cushion beige	•Ryggdyna beige		5
	1242876-9	1	-	-	-	-		•Backrest cushion black	•Ryggdyna svart		5
8	1264987-7	1	-	-	-	-		••Lock	••Lås		4
9	1264880-4	1	-	-	-	-		••Shoulder screw	••Ansatsskruv		5
10	941906-0	1	-	-	-	-		••Spring washer	••Fjäderbricka		2
11	960140-2	1	-	-	-	-		••Washer	••Bricka	(960139)	2
12	956317-2	4	-	-	-	-		•Screw	•Skruv		2
13	941761-9	2	-	-	-	-		•Screw	•Skruv		2
14	942336-9	2	-	-	-	-		•Spring washer	•Fjäderbricka		2
15	1264576-8	2	-	-	-	-		•Attaching brace	•Fästbygel	EXC (AUS)	5
16	1264986-9	1	-	-	-	-		•Spring, l.h.	•Fjäder, v		5
	1294191-0	1	-	-	-	-		•Spring, r.h.	•Fjäder, h		3
17	1264985-1	1	-	-	-	-		•Lock brace	•Låsbygel	EXC (AUS)	4
		1	-	-	-	-	NS	•Lock brace	•Låsbygel	(AUS)	
☆ 18	969278-1	6	-	-	-	-		•Screw	•Skruv	(955138) EXC (AUS)	2
19	1294048-2	1	-	-	-	-		•Backrest stay	•Ryggstag	(AUS)	4
20	1264576-8	2	-	-	-	-		••Attaching brace	••Fästbygel		5
21		2	-	-	-	-	NS	••Bracket	••Konsol		
☆ 22	969278-1	8	-	-	-	-		••Screw	••Skruv	(955138)	2
23	1224992-6	1	-	-	-	-		•Arm rest, l.h.	•Armstöd, v		4
	1224993-4	1	-	-	-	-		•Arm rest, r.h.	•Armstöd, h		4
☆ 24	969473-8	4	-	-	-	-		•Screw	•Skruv	(955137)	2
25	1264897-8	1	-	-	-	-		•Bracket	•Konsol		5
26	1264563-6	6	-	-	-	-		•Bushing	•Bussning		5
27	955948-5	6	-	-	-	-		•Lock washer	•Låsbricka		2
28	955271-2	6	-	-	-	-		•Screw	•Skruv	(955270)	2
29	1264898-6	1	-	-	-	-		•Lever	•Hävarm		5
30	1264877-0	1	-	-	-	-		•Clamp	•Klamma		3
31	1264878-8	1	-	-	-	-		•Plate	•Platta		3
32	1264899-4	1	-	-	-	-		•Lock plate	•Låsplatta		5
33	1264900-0	1	-	-	-	-		•Spring	•Fjäder		5
34	1244829-6	2	-	-	-	-		•Seat belt	•Bilbälte		3
35	1221304-7	2	-	-	-	-		••Screw	••Skruv		3
36	1204775-9	2	-	-	-	-		••Screw	••Skruv		2
37	1221010-0	4	-	-	-	-		••Bushing	••Bussning		4
38	944633-7	4	-	-	-	-		••Washer	••Bricka		2
39		4	-	-	-	-	NS	••Lock washer	••Låsbricka		
40		2	-	-	-	-	NS	••Belt catch	••Bältlås		
41	679993-6	2	-	-	-	-		•Nut plate	•Mutterplatta		5
42		1	-	-	-	-	NS	•Screw	•Skruv	UNF 7/16X3"	
43	672818-2	2	-	-	-	-		•Spacer tube	•Distansrör		4
44	950385-5	1	-	-	-	-		•Nut	•Mutter		2
45	1207743-4	1	-	-	-	-		•Retainer	•Hållare		2
46	1207666-7	4	-	-	-	-		•Cover	•Kåpa		5
47	1224592-4	1	-	-	-	-		•Catch	•Låshake		5
48		1	-	-	-	-	NS	•Screw plate	•Skruvplatta		
49	943395-4	1	-	-	-	-		•Screw	•Skruv		2
50	960144-4	1	-	-	-	-		•Washer	•Bricka		2

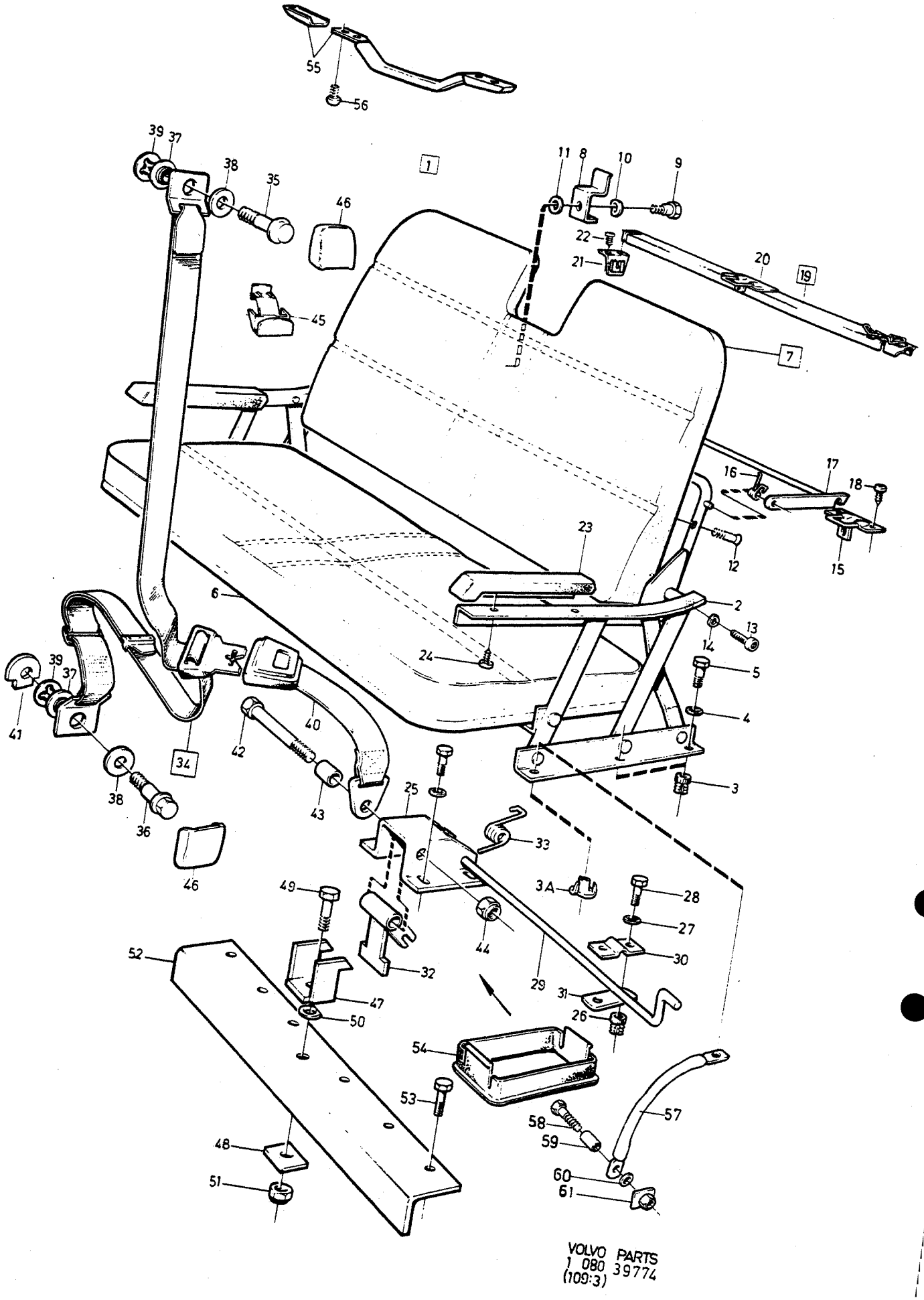

VOLVO PARTS
1 080 39774
(109:3)

A
B
C
D
E

EXTRA SEAT — EXTRASÄTE

Group / Grupp 85

Page / Sida 1111

Fig	Part No. Artikel nr	Quantity /Antal A	B	C	D	E	P S	Description	Benämning	Notes Anmärkning	S R
51	955849-5	1	-	-	-	-		• Lock nut	• Låsmutter		2
52	1224595-7	1	-	-	-	-		• Bracket	• Konsol	ALTER	5
53	955315-7	6	-	-	-	-		• Screw	• Skruv	ALTER	2
54	1264197-3	2	-	-	-	-		• Frame	• Sarg		3
55	1364021-4	1	-	-	-	-		• Courtesy handle, white	• Instegshandtag, vit	(1204594)	4
56	968605-6	4	-	-	-	-		• Screw	• Skruv	(192400)	2
57		2	-	-	-	-	NS	• Cable	• Wire		
58		2	-	-	-	-	NS	• Screw	• Skruv	M6FS M8X20	
59		2	-	-	-	-	NS	• Spacer tube	• Distansrör		
60	960141-0	2	-	-	-	-		• Washer	• Bricka		2
61		2	-	-	-	-	NS	• Nut plate	• Mutterplatta		
	1313458	1	-	-	-	-	OP	Conversion kit	Ombyggnadssats	(AUS)	2

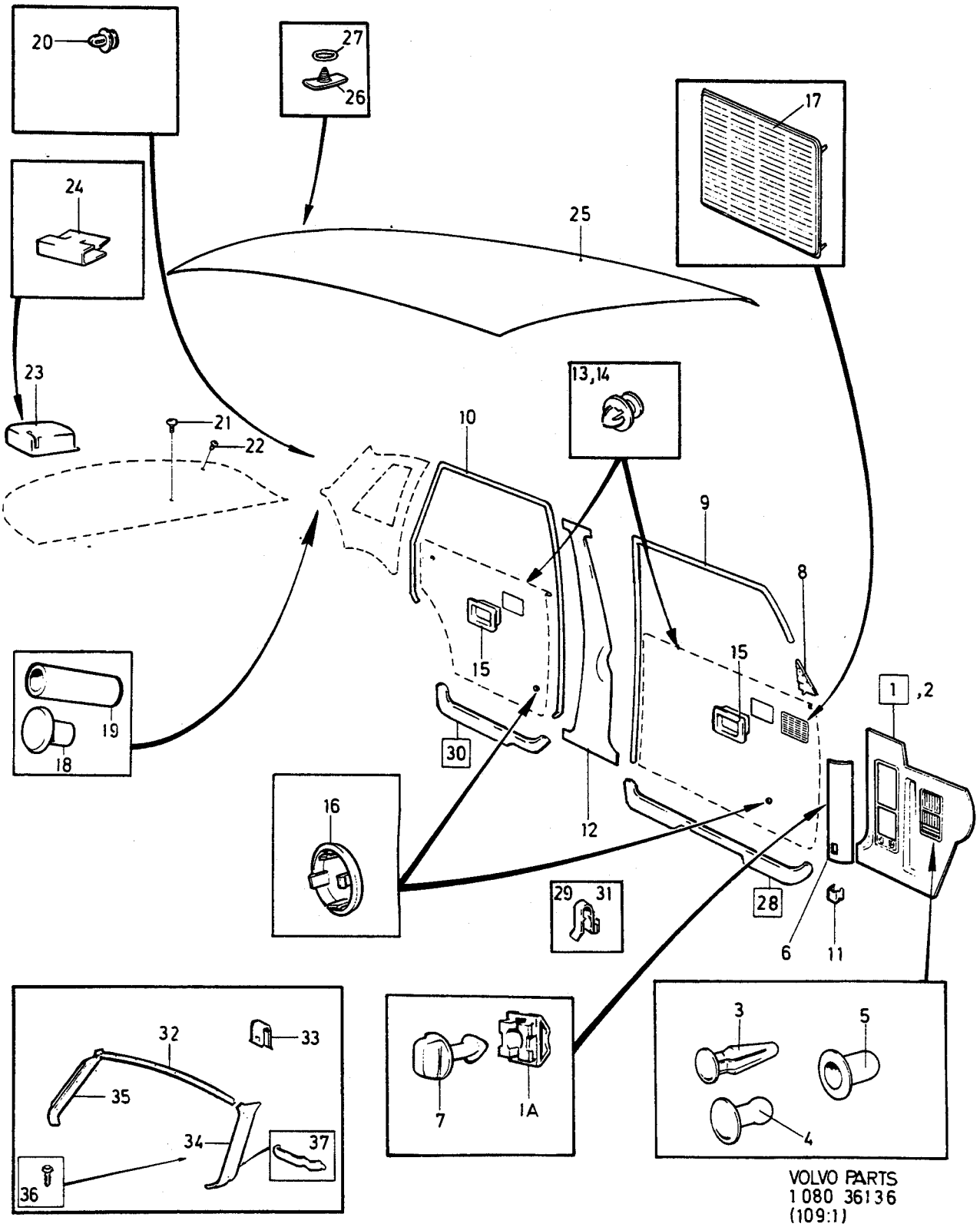

VOLVO PARTS
1 080 36136
(109:1)

A
B
C
D
E

INTERIOR TRIM — INREDNINGSDETALJER

Group / Grupp 85

Page / Sida 1113

4 DRS

Fig	Part No. Artikel nr	Quantity /Antal A	B	C	D	E	PS	Description	Benämning	Notes Anmärkning	SR
1	1364036-2	1	-	-	-	-		Panel, l.h. black	Panel, v, svart	(1313639)	5
	1364037-0	1	-	-	-	-		Panel, l.h. blue	Panel, v, blå	(1313640)	5
	1364038-8	1	-	-	-	-		Panel, l.h. beige	Panel, v, beige	(1313641)	5
	1313642-9	1	-	-	-	-		Panel, l.h. grey	Panel, v, grå		5
	1364039-6	1	-	-	-	-		Panel, l.h. brown	Panel, v, brun	(1313643)	5
1a	1224832-4	1	-	-	-	-		•Clip	•Clips		3
2	1364040-4	1	-	-	-	-		Panel, r.h. black	Panel, h, svart	(1225923)	5
	1225976-8	1	-	-	-	-		Panel, r.h. black	Panel, h, svart	B21F, B230F	5
	1364041-2	1	-	-	-	-		Panel, r.h. blue	Panel, h, blå	(1294725)	5
	1294726-3	1	-	-	-	-		Panel, r.h. blue	Panel, h, blå	B21F, B230F	5
	1364042-0	1	-	-	-	-		Panel, r.h. beige	Panel, h, beige	(1225924)	5
	1225977-6	1	-	-	-	-		Panel, r.h. beige	Panel, h, beige	B21F, B230F	5
	1294728-9	1	-	-	-	-		Panel, r.h. grey	Panel, h, grå		5
	1294729-7	1	-	-	-	-		Panel, r.h. grey	Panel, h, grå	B21F, B230F	5
	1364043-8	1	-	-	-	-		Panel, r.h. brown	Panel, h, brun	(1294731)	5
	1294732-1	1	-	-	-	-		Panel, r.h. brown	Panel, h, brun	B21F, B230F	5
3	948690-3	2	-	-	-	-		Clip, black	Clips, svart		2
4	1264234-4	2	-	-	-	-		Clip, black	Clips, svart		3
	1294988-9	2	-	-	-	-		Clip, blue	Clips, blå		3
	1294989-7	2	-	-	-	-		Clip, beige	Clips, beige		3
	1294990-5	2	-	-	-	-		Clip, grey	Clips, grå		3
	1294991-3	2	-	-	-	-		Clip, brown	Clips, brun		3
5	1264233-6	2	-	-	-	-		Seal	Tätning		3
6	1225697-0	1	-	-	-	-		Cover plate, black	Lucka, svart		5
	1294881-6	1	-	-	-	-		Cover plate, blue	Lucka, blå		5
	1225915-6	1	-	-	-	-		Cover plate, beige	Lucka, beige		5
	1294882-4	1	-	-	-	-		Cover plate, grey	Lucka, grå		5
	1294883-2	1	-	-	-	-		Cover plate, brown	Lucka, brun		5
7	1224833-2	1	-	-	-	-		Latch, black	Låsvred, svart		5
	1294884-0	1	-	-	-	-		Latch, blue	Låsvred, blå		5
	1225916-4	1	-	-	-	-		Latch, beige	Låsvred, beige		5
	1294885-7	1	-	-	-	-		Latch, grey	Låsvred, grå		5
	1294886-5	1	-	-	-	-		Latch, brown	Låsvred, brun		5
8	1204630-6	1	-	-	-	-		Panel, l.h.	Panel, v	1) ALTER 1, -1985. 1986- SEE **84**•1005	5
	1294713-1	1	-	-	-	-		Panel, l.h.	Panel, v	2) ALTER 2, -1985. 1986- SEE **84**•1003	5
	1204631-4	1	-	-	-	-		Panel, r.h.	Panel, h	1) ALTER 1, -1985. 1986- SEE **84**•1005	5
	1294714-9	1	-	-	-	-		Panel, r.h.	Panel, h	2) ALTER 2, -1985. 1986- SEE **84**•1003	5
9	699852-0	X	-	-	-	-		Protect. moulding, black	Kantskyddslist, svart	LG 4900 2X2450	2
10	699852-0	X	-	-	-	-		Protect. moulding, black	Kantskyddslist, svart	LG 4900 2X2450	2
11	944385-4	3	-	-	-	-		Clip	Clips		3
12	1294703-2	1	-	-	-	-		Panel, l.h. black	Panel, v, svart	-1985	5
	1360947-4	1	-	-	-	-		Panel, l.h. black	Panel, v, svart	1986-	5
	1360949-0	1	-	-	-	-		Panel, l.h. blue	Panel, v, blå	(1294705)	5
	1360951-6	1	-	-	-	-		Panel, l.h. beige	Panel, v, beige	(1294707) -1985	5
	1360951-6	1	-	-	-	-		Panel, l.h. beige	Panel, v, beige	1986-	5
	1294709-9	1	-	-	-	-		Panel, l.h. grey	Panel, v, grå	-1985	5
	1360953-2	1	-	-	-	-		Panel, l.h. brown	Panel, v, brun	(1360953)	5
	1294704-0	1	-	-	-	-		Panel, r.h. black	Panel, h, svart	-1985	5
	1360948-2	1	-	-	-	-		Panel, r.h. black	Panel, h, svart	1986-	5

1) Cars without rear view mirror or with el. mirror. / Bilar utan backspegel eller med el.spegel.
2) Mechanical rear view mirror. / Mekanisk backspegel.

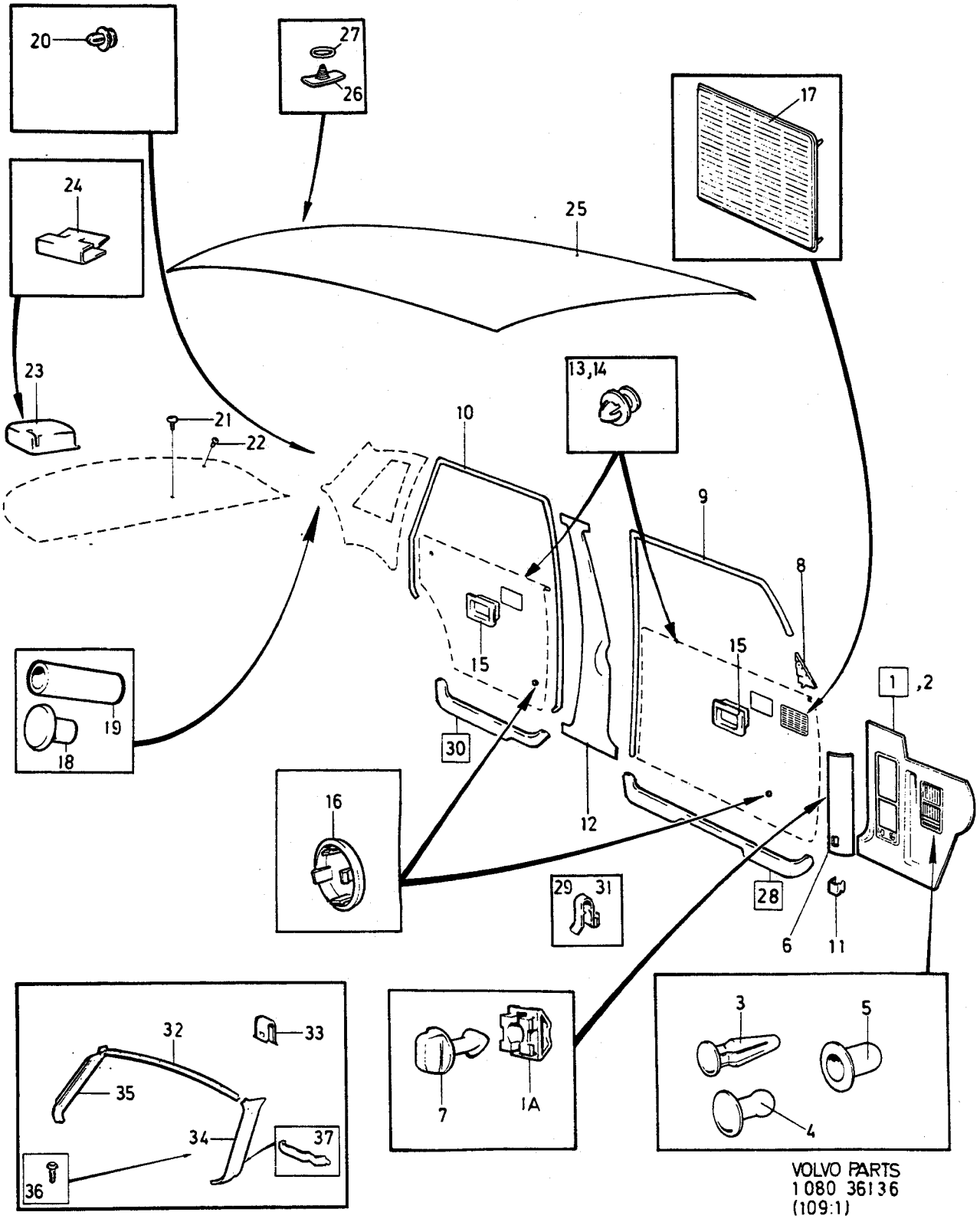

VOLVO PARTS
1080 36136
(109:1)

A
B
C
D
E

INTERIOR TRIM — INREDNINGSDETALJER

Group Grupp 85

Page Sida 1115

4 DRS

Fig	Part No. Artikel nr	Quantity /Antal A	B	C	D	E	PS	Description	Benämning	Notes Anmärkning	SR
	1360950-8	1	-	-	-	-		Panel, r.h. blue	Panel, h, blå	(1294705)	5
	1360952-4	1	-	-	-	-		Panel, r.h. beige	Panel, h, beige	(1294708)	5
	1294710-7	1	-	-	-	-		Panel, r.h. grey	Panel, h, grå	-1985	5
	1360954-0	1	-	-	-	-		Panel, r.h. brown	Panel, h, brun	(1294712)	5
13	680097-3	12	-	-	-	-		Clip, black	Clips, svart		2
	1264963-8	2	-	-	-	-		Clip, grey	Clips, grå	(1264410)	2
14	680097-3	20	-	-	-	-		Clip, black	Clips, svart		2
	1264963-8	2	-	-	-	-		Clip, grey	Clips, grå	(1264410)	2
15	1360966-4	4	-	-	-	-		Frame, black	Sarg, svart	(1210476)	5
	1360968-0	4	-	-	-	-		Frame, blue	Sarg, blå	(1294798)	5
	1360969-8	4	-	-	-	-		Frame, beige	Sarg, beige	(1294799)	5
	1294800-6	4	-	-	-	-		Frame, grey	Sarg, grå		5
	1360967-2	4	-	-	-	-		Frame, brown	Sarg, brun	(1294801)	5
16	1225978-4	X	-	-	-	-		Cover washer, beige	Täckbricka, beige	ALTER P.W	5
	1264755-8	X	-	-	-	-		Cover washer, red	Täckbricka, röd	ALTER P.W	5
	1264751-7	X	-	-	-	-		Cover washer, blue	Täckbricka, blå	ALTER P.W	5
	1294861-8	X	-	-	-	-		Cover washer, brown	Täckbricka, brun	ALTER P.W	5
	1294860-0	X	-	-	-	-		Cover washer, grey	Täckbricka, grå	ALTER P.W	5
17		-	-	-	-	-		Loudspeaker grille	Högtalargaller	SEE **85**•1013	
18	1244574-8	2	-	-	-	-		Plug, black	Propp, svart	3) ALTER	5
	1244575-5	2	-	-	-	-		Plug, blue	Propp, blå	3) ALTER	5
	1244576-3	2	-	-	-	-		Plug, beige	Propp, beige	3) ALTER	5
	1244577-1	2	-	-	-	-		Plug, grey	Propp, grå	3) ALTER	5
	1244578-9	2	-	-	-	-		Plug, brown	Propp, brun	3) ALTER	5
19	946645-9	X	-	-	-	-		Plastic pipe	Plaströr	LG 33	2
20	1294197-7	4	-	-	-	-		Clip, brown	Clips, brun		3
21	1247342-7	2	-	-	-	-		Clip, black	Clips, svart		3
	1294891-5	2	-	-	-	-		Clip, blue	Clips, blå		5
	1294892-3	2	-	-	-	-		Clip, beige	Clips, beige		5
	1294893-1	2	-	-	-	-		Clip, grey	Clips, grå		5
	1294894-9	2	-	-	-	-		Clip, brown	Clips, brun		5
22	1297814-4	3	-	-	-	-		Plug, black	Propp, svart	4)	5
	1244213-3	3	-	-	-	-		Plug, blue	Propp, blå	4)	5
	1244214-1	3	-	-	-	-		Plug, beige	Propp, beige	4)	5
	1244215-8	3	-	-	-	-		Plug, grey	Propp, grå	4)	5
	1244216-6	3	-	-	-	-		Plug, brown	Propp, brun	4)	5
23	1210580-5	1	-	-	-	-		Cover, l.h. black	Kåpa, v, svart	IN.BELT	5
	1294744-6	1	-	-	-	-		Cover, l.h. blue	Kåpa, v, blå	IN.BELT	4
	1294746-1	1	-	-	-	-		Cover, l.h. beige	Kåpa, v, beige	IN.BELT	4
	1294748-7	1	-	-	-	-		Cover, l.h. grey	Kåpa, v, grå	IN.BELT	4
	1294750-3	1	-	-	-	-		Cover, l.h. brown	Kåpa, v, brun	IN.BELT	4
	1210581-3	1	-	-	-	-		Cover, r.h. black	Kåpa, h, svart	IN.BELT	5
	1294745-3	1	-	-	-	-		Cover, r.h. blue	Kåpa, h, blå	IN.BELT	4
	1294747-9	1	-	-	-	-		Cover, r.h. beige	Kåpa, h, beige	IN.BELT	4
	1294749-5	1	-	-	-	-		Cover, r.h. grey	Kåpa, h, grå	IN.BELT	4
	1294751-1	1	-	-	-	-		Cover, r.h. brown	Kåpa, h, brun	IN.BELT	4
24	1221347-6	2	-	-	-	-		Clip	Clips		3
25	1204800-5	1	-	-	-	-		Headlining, beige	Innertak, beige	W/O S.R	5
	1264580-0	1	-	-	-	-		Headlining, black	Innertak, svart	W/O S.R	5
	1204980-5	1	-	-	-	-		Headlining, beige	Innertak, beige	S.R	5
	1294234-8	1	-	-	-	-		Headlining, black	Innertak, svart	S.R	5
		1	-	-	-	-		Roof hatch, inner	Taklucka, inre	S.R	
										SEE **83**•973	
26	1204599-3	3	-	-	-	-		Clip, beige	Clips, beige		3
	1264579-2	3	-	-	-	-		Clip, black	Clips, svart		3
27	925054-9	2	-	-	-	-		O-ring	O-ring		2
28	1202799-1	1	-	-	-	-		Sill moulding, l.h. black	Tröskelskoning, v, svart		3
	1202800-7	1	-	-	-	-		Sill moulding, r.h. black	Tröskelskoning, h, svart		3

3) Cars without rear seat belts. / Bilar utan bakre bilbälten.
4) Cars with anchorages for child harness. / Bilar med infästning för barnsele.

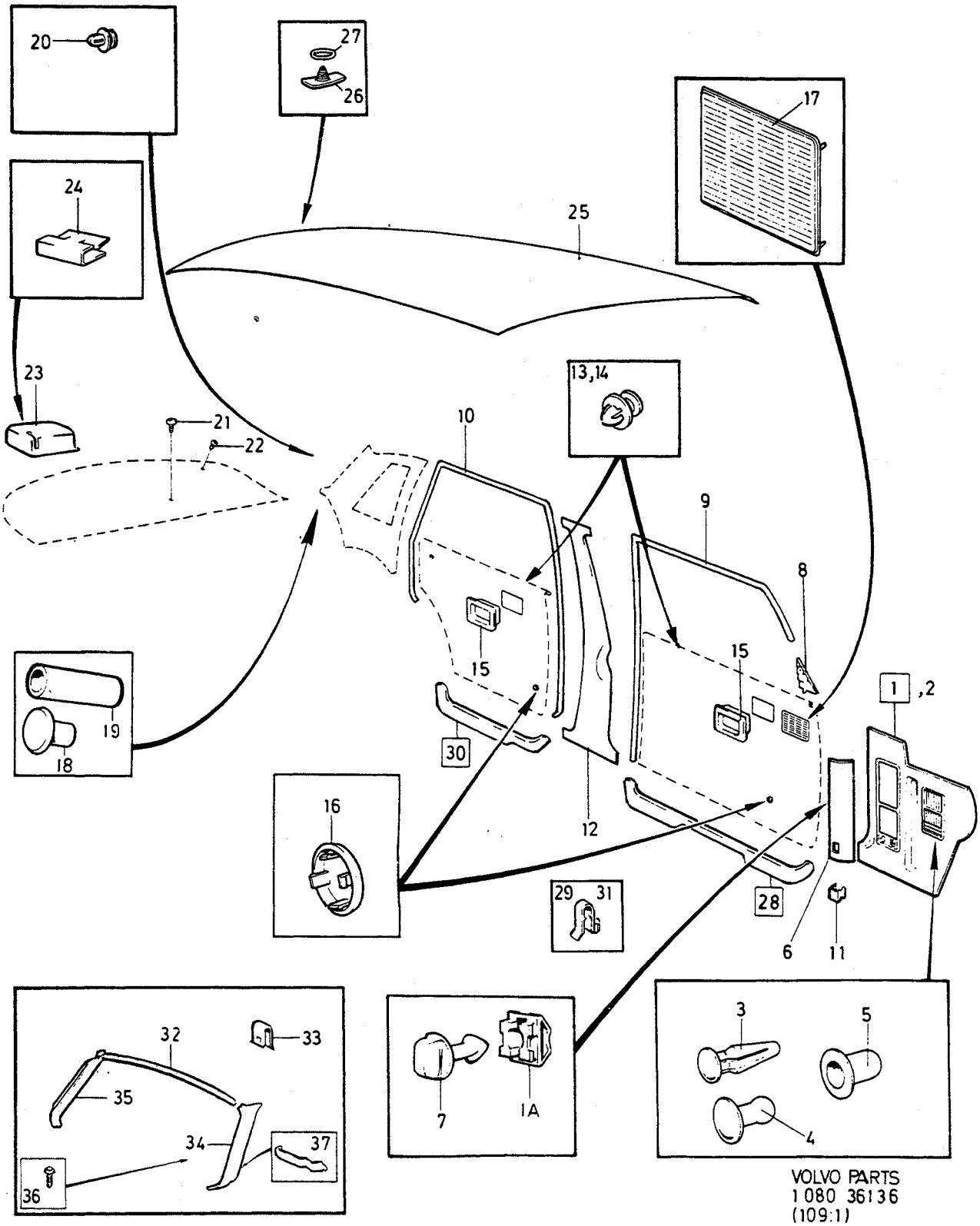

VOLVO PARTS
1 080 36136
(109:1)

A B C D E

INTERIOR TRIM — INREDNINGSDETALJER

Group Grupp 85

Page Sida 1117

4 DRS

Fig	Part No. Artikel nr	Quantity /Antal A	B	C	D	E	PS	Description	Benämning	Notes Anmärkning	SR
29	1202841-1	6	-	-	-	-		• Clip	• Clips		2
30	1202801-5	1	-	-	-	-		Sill moulding, l.h. black	Tröskelskoning, v, svart		3
	1202802-3	1	-	-	-	-		Sill moulding, r.h. black	Tröskelskoning, h, svart		3
31	1202841-1	4	-	-	-	-		• Clip	• Clips		2
32	1204804-7	1	-	-	-	-		Cover moulding, black	Täcklist, svart		5
☆ 33	3519339-0	7	-	-	-	-		Clip	Clips	(1331047)	3
34	1365990-9	1	-	-	-	-		Panel, l.h. black	Panel, v, svart	(1294758)	5
35	1365991-7	1	-	-	-	-		Panel, r.h. black	Panel, h, svart	REPL 1 1365992-5, 1 PCS 1365993-3, 1 PCS 683699-3	5
36	1313383-0	2	-	-	-	-		Clip	Clips		3
37	1364057-8	1	-	-	-	-		Ticket clip	Biljetthållare	(1333688)	4

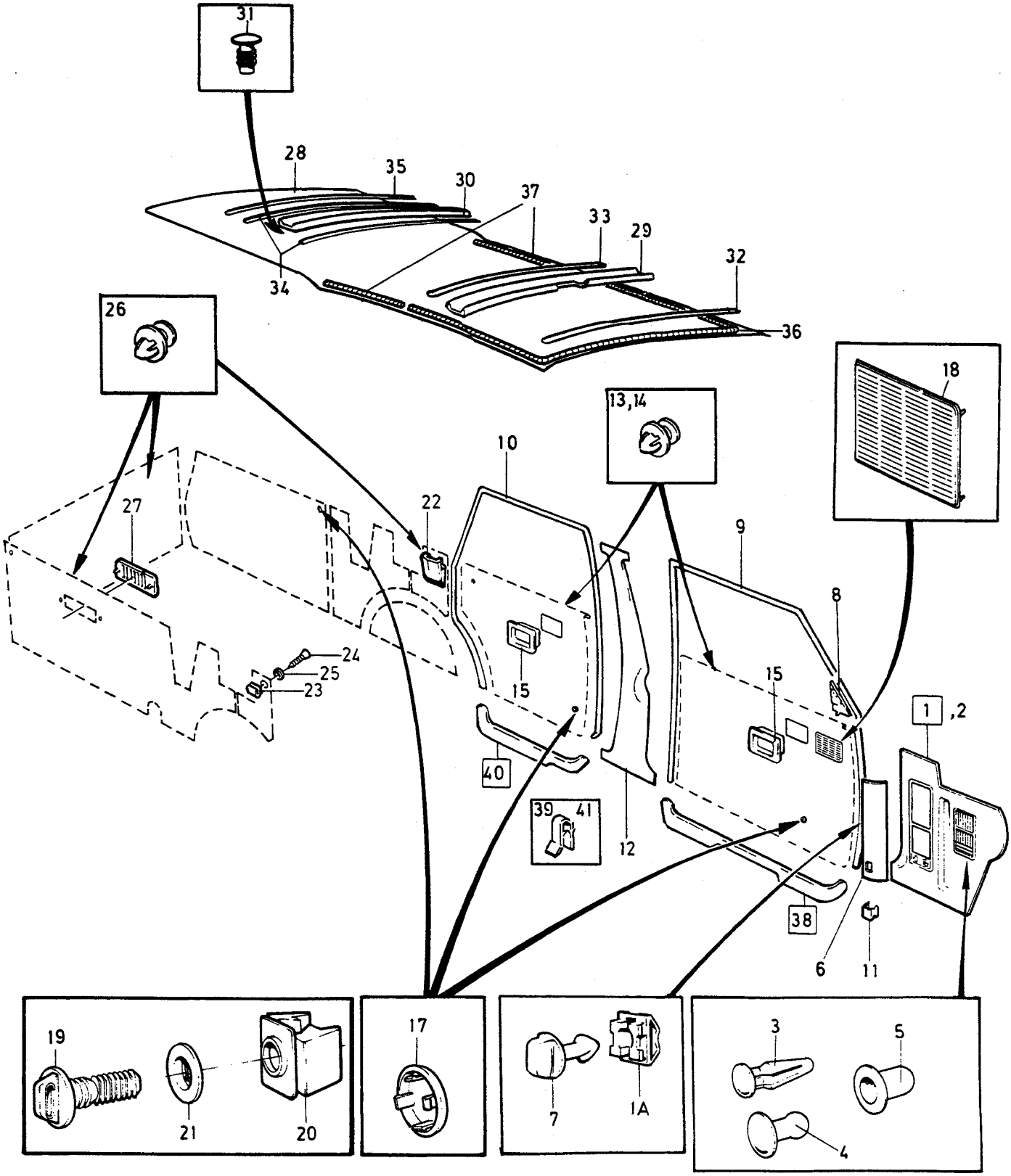

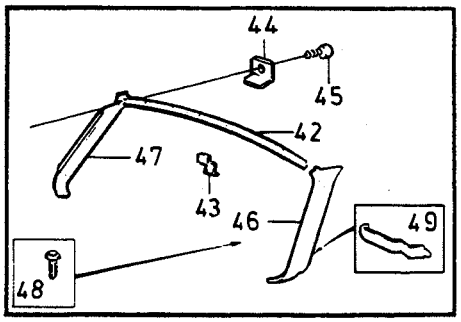

VOLVO
Genuine Parts
PV 850 44204

A
B
C
D
E

INTERIOR TRIM — INREDNINGSDETALJER

Group / Grupp 85

Page / Sida 1119

5 DRS

Fig	Part No. / Artikel nr	Quantity / Antal A	B	C	D	E	PS	Description	Benämning	Notes / Anmärkning	SR
1	1364036-2	1	-	-	-	-		Panel, l.h. black	Panel, v, svart	(1313639)	5
	1364037-0	1	-	-	-	-		Panel, l.h. blue	Panel, v, blå	(1313640)	5
	1364038-8	1	-	-	-	-		Panel, l.h. beige	Panel, v, beige	(1313641)	5
	1313642-9	1	-	-	-	-		Panel, l.h. grey	Panel, v, grå		5
	1364039-6	1	-	-	-	-		Panel, l.h. brown	Panel, v, brun	(1313643)	5
1a	1224832-4	1	-	-	-	-		•Clip	•Clips		3
2	1364040-4	1	-	-	-	-		Panel, r.h. black	Panel, h, svart	(1225923)	5
	1225976-8	1	-	-	-	-		Panel, r.h. black	Panel, h, svart	B21F, B230F	5
	1364041-2	1	-	-	-	-		Panel, r.h. blue	Panel, h, blå	(1294725)	5
	1294726-3	1	-	-	-	-		Panel, r.h. blue	Panel, h, blå	B21F, B230F	5
	1364042-0	1	-	-	-	-		Panel, r.h. beige	Panel, h, beige	(1225924)	5
	1225977-6	1	-	-	-	-		Panel, r.h. beige	Panel, h, beige	B21F, B230F	5
	1294728-9	1	-	-	-	-		Panel, r.h. grey	Panel, h, grå		5
	1294729-7	1	-	-	-	-		Panel, r.h. grey	Panel, h, grå	B21F, B230F	5
	1364043-8	1	-	-	-	-		Panel, r.h. brown	Panel, h, brun	(1294731)	5
	1294732-1	1	-	-	-	-		Panel, r.h. brown	Panel, h, brun	B21F, B230F	5
3	948690-3	2	-	-	-	-		Clip, black	Clips, svart		2
4	1264234-4	2	-	-	-	-		Clip, black	Clips, svart		3
	1294988-9	2	-	-	-	-		Clip, blue	Clips, blå		3
	1294989-7	2	-	-	-	-		Clip, beige	Clips, beige		3
	1294990-5	2	-	-	-	-		Clip, grey	Clips, grå		3
	1294991-3	2	-	-	-	-		Clip, brown	Clips, brun		3
5	1264233-6	2	-	-	-	-		Seal	Tätning		3
6	1225697-0	1	-	-	-	-		Cover plate, black	Lucka, svart		5
	1294881-6	1	-	-	-	-		Cover plate, blue	Lucka, blå		5
	1225915-6	1	-	-	-	-		Cover plate, beige	Lucka, beige		5
	1294882-4	1	-	-	-	-		Cover plate, grey	Lucka, grå		5
	1294883-2	1	-	-	-	-		Cover plate, brown	Lucka, brun		5
7	1224833-2	1	-	-	-	-		Latch, black	Låsvred, svart		5
	1294884-0	1	-	-	-	-		Latch, blue	Låsvred, blå		5
	1225916-4	1	-	-	-	-		Latch, beige	Låsvred, beige		5
	1294885-7	1	-	-	-	-		Latch, grey	Låsvred, grå		5
	1294886-5	1	-	-	-	-		Latch, brown	Låsvred, brun		5
8	1204630-6	1	-	-	-	-		Panel, l.h.	Panel, v	1) ALTER 1, -1985. 1986- SEE 84•1005	5
	1294713-1	1	-	-	-	-		Panel, l.h.	Panel, v	2) ALTER 2, -1985. 1986- SEE 84•1003	5
	1204631-4	1	-	-	-	-		Panel, r.h.	Panel, h	1) ALTER 1, -1985. 1986- SEE 84•1005	5
	1294714-9	1	-	-	-	-		Panel, r.h.	Panel, h	2) ALTER 2, -1985. 1986- SEE 84•1003	5
9	699852-0	X	-	-	-	-		Protect. moulding, black	Kantskyddslist, svart	LG 4900 2X2450	2
10	699852-0	X	-	-	-	-		Protect. moulding, black	Kantskyddslist, svart	LG 4900 2X2450	2
11	944385-4	3	-	-	-	-		Clip	Clips		3
12	1294703-2	1	-	-	-	-		Panel, l.h. black	Panel, v, svart	-1985	5
	1360947-4	1	-	-	-	-		Panel, l.h. black	Panel, v, svart	1986-	5
	1360949-0	1	-	-	-	-		Panel, l.h. blue	Panel, v, blå	(1294705)	5
	1360951-6	1	-	-	-	-		Panel, l.h. beige	Panel, v, beige	(1294707) -1985	5
	1360951-6	1	-	-	-	-		Panel, l.h. beige	Panel, v, beige	1986-	5
	1294709-9	1	-	-	-	-		Panel, l.h. grey	Panel, v, grå	-1985	5
	1360953-2	1	-	-	-	-		Panel, l.h. brown	Panel, v, brun	(1294711)	5
	1294704-0	1	-	-	-	-		Panel, r.h. black	Panel, h, svart	-1985	5
	1360948-2	1	-	-	-	-		Panel, r.h. black	Panel, h, svart	1986-	5

1) Cars without rear view mirror or with el. mirror. / Bilar utan backspegel eller med el.spegel.
2) Mechanical rear view mirror. / Mekanisk backspegel.

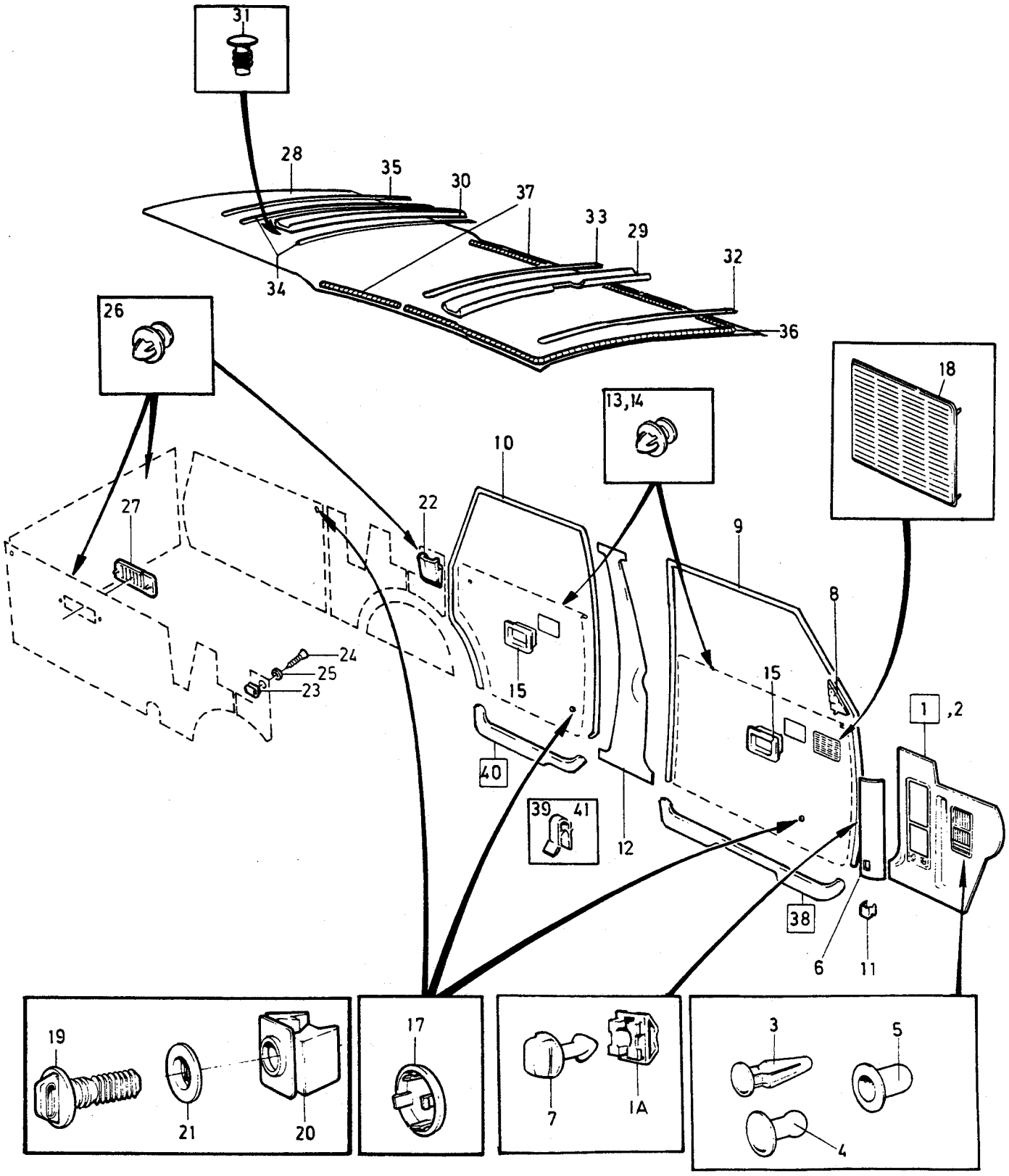

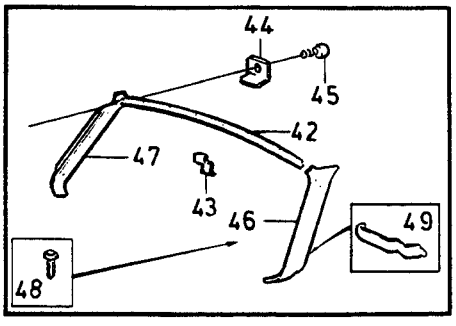

VOLVO
Genuine Parts
PV 850 44204

A
B
C
D
E

INTERIOR TRIM — INREDNINGSDETALJER

Group / Grupp 85

Page / Sida 1121

5 DRS

Fig	Part No. Artikel nr	Quantity /Antal A	B	C	D	E	PS	Description	Benämning	Notes Anmärkning	SR
	1360950-8	1	-	-	-	-		Panel, r.h. blue	Panel, h, blå	(1294706)	5
	1360952-4	1	-	-	-	-		Panel, r.h. beige	Panel, h, beige	(1294708)	5
	1294710-7	1	-	-	-	-		Panel, r.h. grey	Panel, h, grå	-1985	5
	1360954-0	1	-	-	-	-		Panel, r.h. brown	Panel, h, brun	(1294712)	5
13	680097-3	12	-	-	-	-		Clip, black	Clips, svart		2
	1264963-8	2	-	-	-	-		Clip, grey	Clips, grå	(1264410)	2
14	680097-3	20	-	-	-	-		Clip, black	Clips, svart		2
	1264963-8	2	-	-	-	-		Clip, grey	Clips, grå	(1264410)	2
15	1360966-4	2	-	-	-	-		Frame, black	Sarg, svart	(1210476)	5
	1360968-0	2	-	-	-	-		Frame, blue	Sarg, blå	(1294798)	5
	1360969-8	2	-	-	-	-		Frame, beige	Sarg, beige	(1294799)	5
	1294800-6	2	-	-	-	-		Frame, grey	Sarg, grå		5
	1360967-2	2	-	-	-	-		Frame, brown	Sarg, brun	(1294801)	5
17	1225978-4	X	-	-	-	-		Cover washer, beige	Täckbricka, beige	ALTER P.W	5
	1264755-8	X	-	-	-	-		Cover washer, red	Täckbricka, röd	ALTER P.W	5
	1264751-7	X	-	-	-	-		Cover washer, blue	Täckbricka, blå	ALTER P.W	5
	1294861-8	X	-	-	-	-		Cover washer, brown	Täckbricka, brun	ALTER P.W	5
	1294860-0	X	-	-	-	-		Cover washer, grey	Täckbricka, grå	ALTER P.W	5
18		-	-	-	-	-		Loudspeaker grille	Högtalargaller	SEE **85**•1013	
19	1244218-2	2	-	-	-	-		Latch, blue	Låsvred, blå		5
	1244219-0	2	-	-	-	-		Latch, beige	Låsvred, beige		5
	1244220-8	2	-	-	-	-		Latch, grey	Låsvred, grå		5
	1244221-6	2	-	-	-	-		Latch, brown	Låsvred, brun		5
	1244217-4	2	-	-	-	-		Latch, black	Låsvred, svart		5
20	1294354-4	2	-	-	-	-		Clip retainer	Clipshållare		5
21	1294353-6	-2	-	-	-	-		Retainer	Hållare		5
22	1221083-7	2	-	-	-	-		Cover, black	Kåpa, svart	IN.BELT	5
	1294752-9	2	-	-	-	-		Cover, blue	Kåpa, blå	IN.BELT	4
	1294753-7	2	-	-	-	-		Cover, beige	Kåpa, beige	IN.BELT	4
	1294754-5	2	-	-	-	-		Cover, grey	Kåpa, grå	IN.BELT	4
	1294755-2	2	-	-	-	-		Cover, brown	Kåpa, brun	IN.BELT	4
23	680539-4	2	-	-	-	-		Clamp	Klamma		4
24	955156-5	2	-	-	-	-		Screw	Skruv	-1987.	2
25	959057-1	2	-	-	-	-		Body washer	Karosseribricka	-1987.	2
26	1207900-0	10	-	-	-	-		Clip, red	Clips, röd		2
	680097-3	21	-	-	-	-		Clip, black	Clips, svart		2
	1207900-0	4	-	-	-	-		Clip, red	Clips, röd	(683258) -1987.	2
27		-	-	-	-	-		Louvre	Galler	SEE **87**•1165	
28	698992-5	1	-	-	-	-		Headlining	Innertak		5
29	692067-2	1	-	-	-	-		Padding	Stoppning	-1985	5
	1360411-1	1	-	-	-	-		Padding	Stoppning	1986-	5
30	*679680*	2	-	-	-	-	OP	Padding	Stoppning	-1985	5
	1360412-9	2	-	-	-	-		Padding	Stoppning	1986-	5
31	1364127-9	18	-	-	-	-		Plug	Plugg		2
32	679667-6	1	-	-	-	-		Roof bow	Taksprygel		4
33	679668-4	1	-	-	-	-		Roof bow	Taksprygel		4
34	*679669*	2	-	-	-	-	OP	Roof bow	Taksprygel		4
35	678940-8	1	-	-	-	-		Roof bow	Taksprygel		4
36	699852-0	X	-	-	-	-		Protect. moulding, black	Kantskyddslist, svart	LG 1800 -1985	2
	699856-1	X	-	-	-	-		Edge protection moulding	Kantskyddslist	LG 1800. 1986-	2
37	699852-0	X	-	-	-	-		Protect. moulding, black	Kantskyddslist, svart	LG 1300 2X650 -1985	2
	699856-1	X	-	-	-	-		Edge protection moulding	Kantskyddslist	LG 2x650. 1986-	2
38	1202799-1	1	-	-	-	-		Sill moulding, l.h. black	Tröskelskoning, v, svart		3
	1202800-7	1	-	-	-	-		Sill moulding, r.h. black	Tröskelskoning, h, svart		3
39	1202841-1	6	-	-	-	-		•Clip	•Clips		2
40	1202801-5	1	-	-	-	-		Sill moulding, l.h. black	Tröskelskoning, v, svart		3
	1202802-3	1	-	-	-	-		Sill moulding, r.h. black	Tröskelskoning, h, svart		3
41	1202841-1	4	-	-	-	-		•Clip	•Clips		2
42	683699-3	1	-	-	-	-		Strip, upper	List, övre		4
43	683701-7	7	-	-	-	-		Clamp	Klamma		4

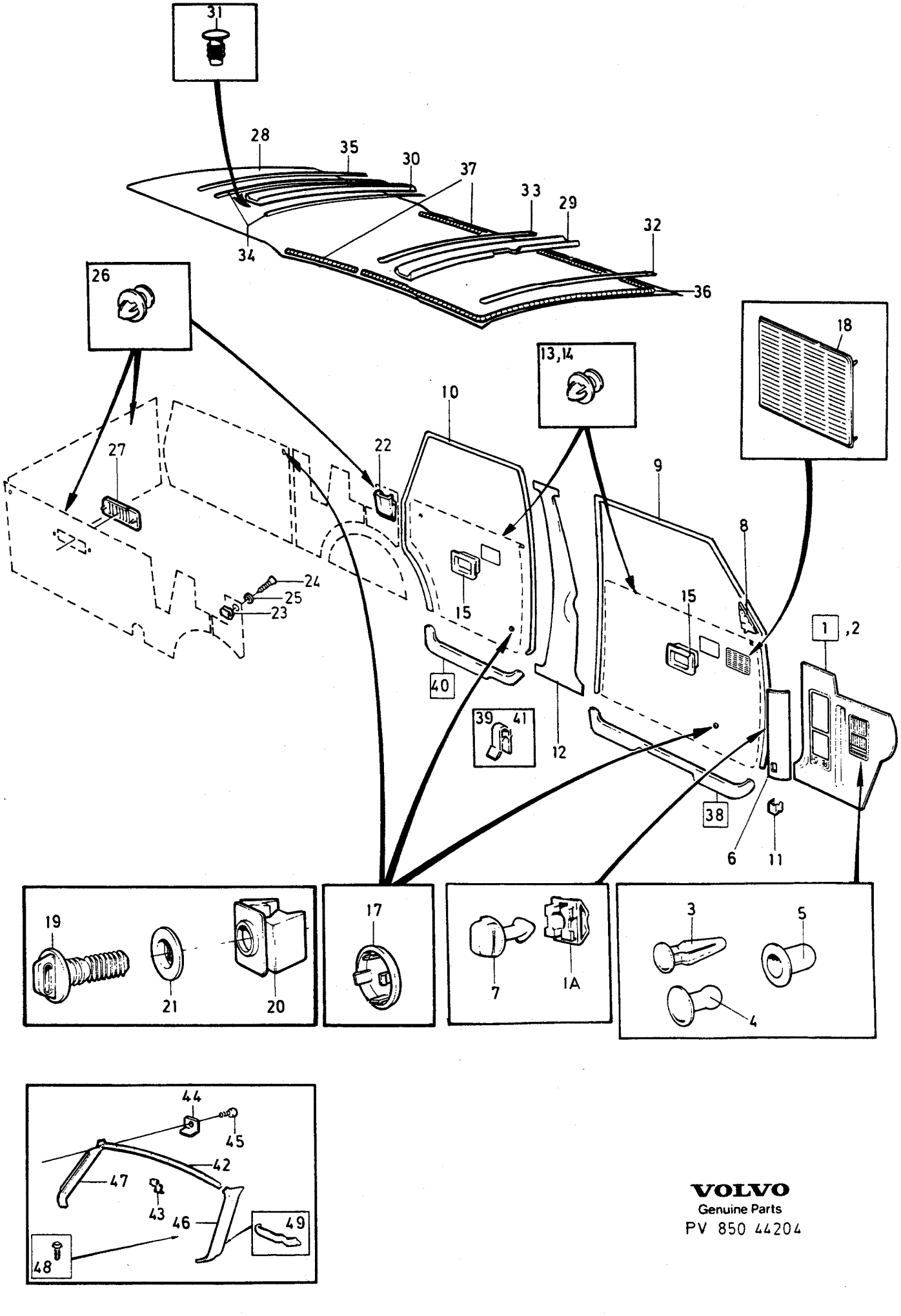

VOLVO
Genuine Parts
PV 850 44204

A		INTERIOR TRIM	INREDNINGSDETALJER	Group Grupp 85
B				
C				Page Sida 1123
D				
E		5 DRS		

Fig	Part No. Artikel nr	Quantity /Antal A	B	C	D	E	PS	Description	Benämning	Notes Anmärkning	SR
44	683861-9	2	-	-	-	-		Cover plate	Täckplåt		4
45	943784-9	2	-	-	-	-		Screw	Skruv		2
46	1365992-5	1	-	-	-	-		Panel, l.h. black	Panel, v, svart	(1294768)	5
47	1365993-3	1	-	-	-	-		Panel, r.h. black	Panel, h, svart	(1294769)	5
48	1313383-0	2	-	-	-	-		Clip	Clips		3
49	1364057-8	1	-	-	-	-		Ticket clip	Biljetthållare	(1333688)	4



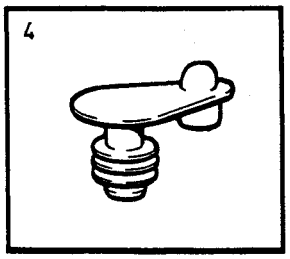

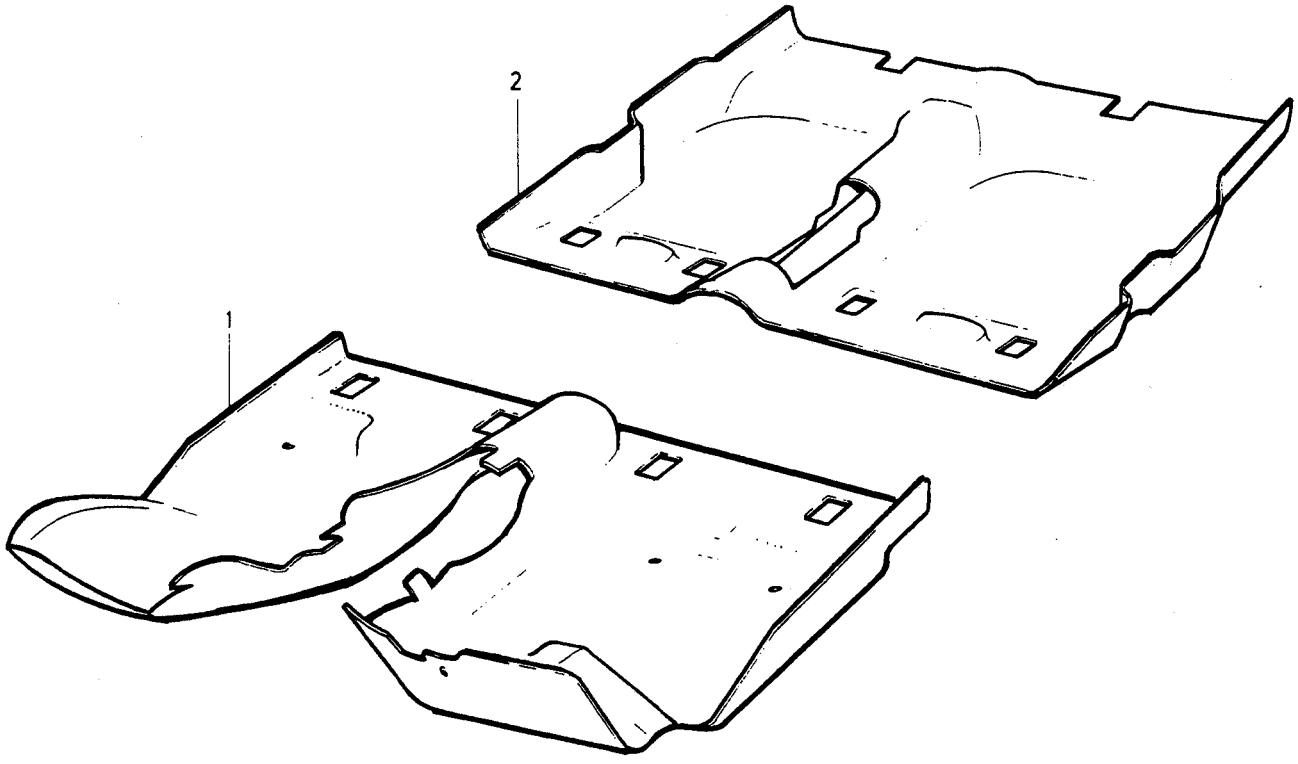

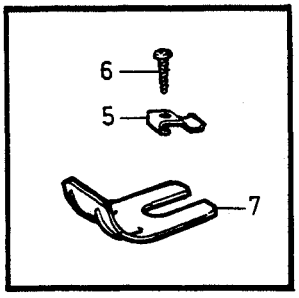

VOLVO PARTS
1 080 36084
(108:6)

A	L.H.D
B	R.H.D
C	
D	
E	

CARPETS — MATTOR

Group / Grupp 85

Page / Sida 1125

Fig	Part No. Artikel nr	Quantity /Antal A	B	C	D	E	PS	Description	Benämning	Notes Anmärkning	SR
1	1294954-1	1	-	-	-	-		Mat, blue	Matta, blå	CODE 4121, 4126, 4130 4306, 4351, 4360, 4706 4726, 5121, 5126, 5130 5306, 5351, 5360, 5706 5726	5
	1294955-8	-	1	-	-	-		Mat, blue	Matta, blå	CODE 4121, 4126, 4130 4306, 4351, 4360, 4706 4726, 5121, 5126, 5130 5306, 5351, 5360, 5706 5726	5
	1294960-8	1	-	-	-	-		Mat, brown	Matta, brun	CODE 4123, 4128, 4132 4308, 4353, 4362, 4704 4724, 5123, 5128, 5132 5308, 5353, 5362, 5704 5724	5
	1294961-6	-	1	-	-	-		Mat, brown	Matta, brun	CODE 4123, 4128, 4132 4308, 4353, 4362, 4704 4724, 5123, 5128, 5132 5308, 5353, 5362, 5704 5724	5
	1294956-6	1	-	-	-	-		Mat, beige	Matta, beige	CODE 4122, 4127, 4131 4307, 4352, 4361, 4701 4703, 4721, 4723, 5122 5127, 5131, 5307, 5352 5361, 5701, 5703, 5721 5723	5
	1294957-4	-	1	-	-	-		Mat, beige	Matta, beige	CODE 4122, 4127, 4131 4307, 4352, 4361, 4701 4703, 4721, 4723, 5122 5127, 5131, 5307, 5352 5361, 5701, 5703, 5721 5723	5
	1294958-2	1	-	-	-	-		Mat, grey	Matta, grå	CODE 4363, 5363	5
	1294959-0	-	1	-	-	-		Mat, grey	Matta, grå	CODE 4363, 5363	5
	1242354-7	1	-	-	-	-		Mat, black	Matta, svart	CODE 4120, 4125, 4133 4305, 4350, 4354, 4700 4720, 5120, 5125, 5133 5305, 5350, 5354, 5700 5720	5
	1242355-4	-	1	-	-	-		Mat, black	Matta, svart	CODE 4120, 4125, 4133, 4305, 4350, 4354, 4700 4720, 5120, 5125, 5133 5305, 5350, 5354, 5700 5720	5
2	1240666-6	1	1	-	-	-		Mat, blue	Matta, blå	CODE 4121, 4126, 4130 4306, 4351, 4360, 4706 4726	5
	1360922-7	1	1	-	-	-		Mat, blue	Matta, blå	CODE 5121, 5126, 5130 5306, 5351, 5360, 5706 5726	5
	1294972-3	1	1	-	-	-		Mat, brown	Matta, brun	CODE 4123, 4128, 4132 4308, 4353, 4362, 4704 4724	5
	1360920-1	1	1	-	-	-		Mat, brown	Matta, brun	CODE 5123, 5128, 5132, 5308, 5353, 5362, 5704 5724	5
	1294970-7	1	1	-	-	-		Mat, beige	Matta, beige	CODE 4122, 4127, 4131 4307, 4352, 4361, 4701 4703, 4721, 4723	5
	1360921-9	1	1	-	-	-		Mat, beige	Matta, beige	CODE 5122, 5127, 5131, 5307, 5352, 5361, 5701 5703, 5721, 5723	5





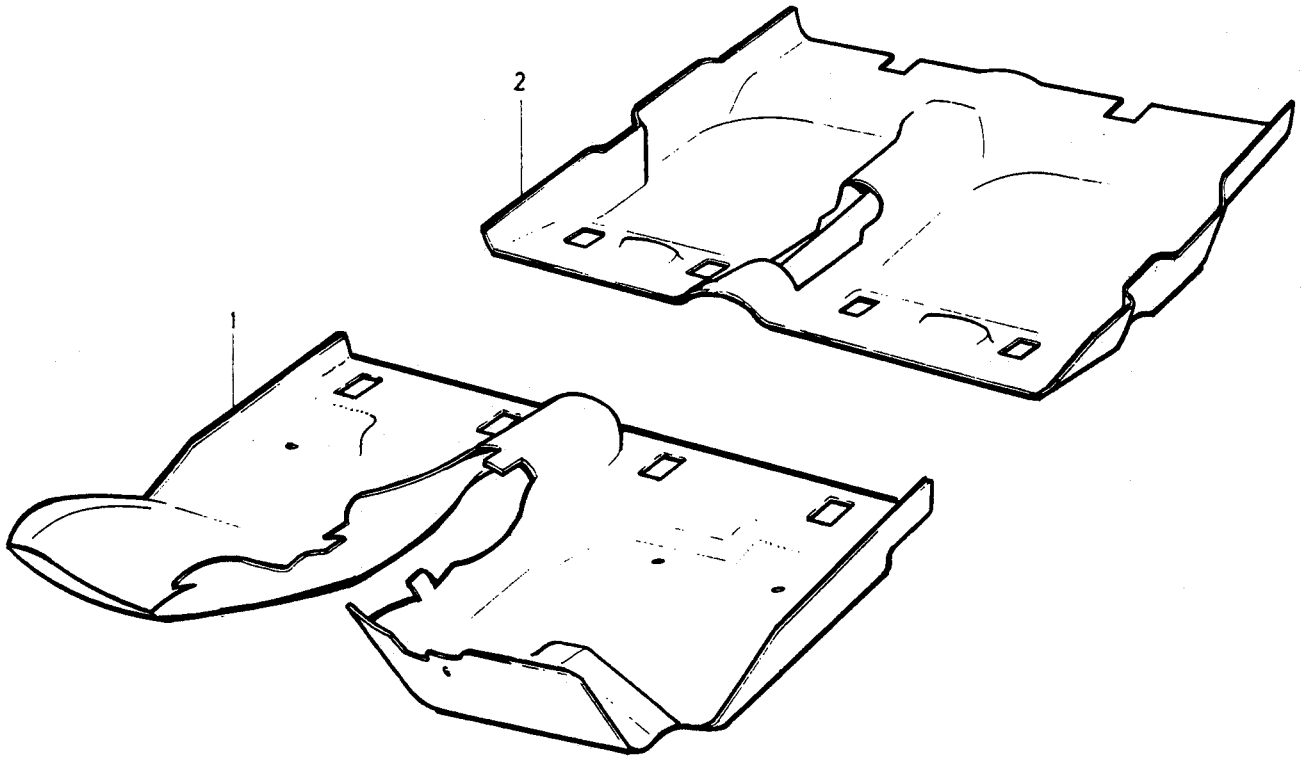

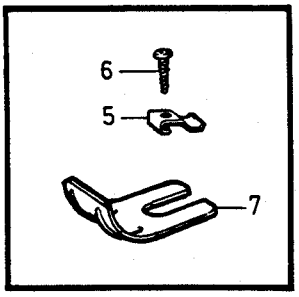

VOLVO PARTS
1 080 36084
(108:6)

A	L.H.D	CARPETS MATTOR	Group Grupp 85
B	R.H.D		Page Sida 1127
C			
D			
E			

Fig	Part No. Artikel nr	Quantity /Antal A	B	C	D	E	PS	Description	Benämning	Notes Anmärkning	SR
	1294971-5	1	1	-	-	-		Mat, grey	Matta, grå	CODE 4363, 5363	5
	1242357-0	1	1	-	-	-		Mat, black	Matta, svart	CODE 4120, 4125, 4133, 4305, 4350, 4354, 4700 4720	5
	1360923-5	1	1	-	-	-		Mat, black	Matta, svart	CODE 5120, 5125, 5133, 5305, 5350, 5354, 5700 5720	5
3	1264671-7	2	2	-	-	-		Plug, black	Propp, svart		3
	1225974-3	2	2	-	-	-		Plug, beige	Propp, beige		3
	1294876-6	2	2	-	-	-		Plug, grey	Propp, grå		3
	1294877-4	2	2	-	-	-		Plug, brown	Propp, brun		3
	1294875-8	2	2	-	-	-		Plug, blue	Propp, blå		3
4	1294063-1	2	2	-	-	-		Plug, black	Propp, svart		3
	1294064-9	2	2	-	-	-		Plug, beige	Propp, beige		3
	1294873-3	2	2	-	-	-		Plug, grey	Propp, grå		3
	1294874-1	2	2	-	-	-		Plug, brown	Propp, brun		3
	1294872-5	2	2	-	-	-		Plug, blue	Propp, blå		3
5	1210905-4	2	2	-	-	-		Clip	Clips		3
☆ 6	969278-1	2	2	-	-	-		Screw	Skruv	(955138)	2
7	1224482-8	4	4	-	-	-		Retainer	Hållare		4

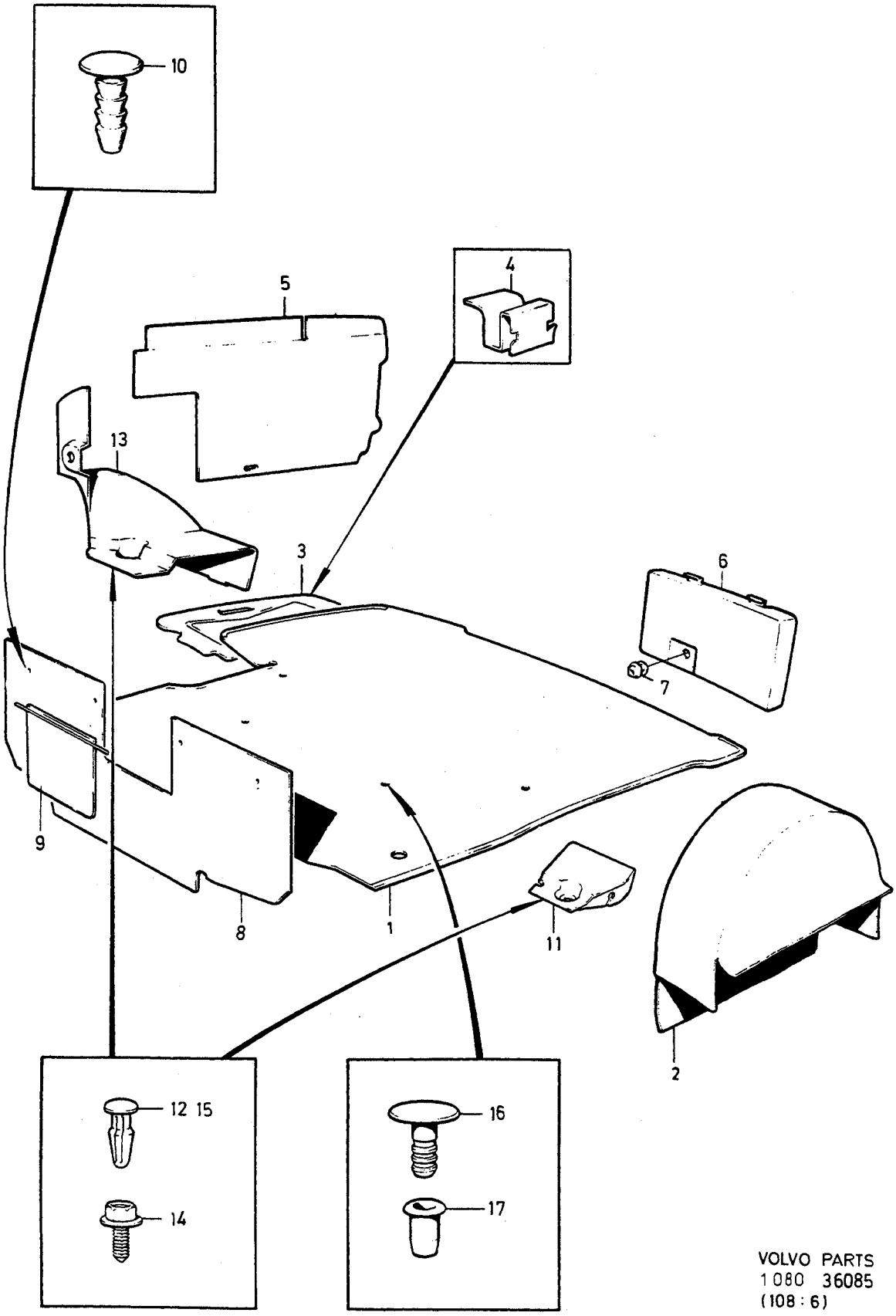

VOLVO PARTS
1080 36085
(108 : 6)

A
B
C
D
E

BOOT TRIM — BEKLÄDNAD FÖR BAGAGEUTRYMME

Group / Grupp 85

Page / Sida 1129

4 DRS

Fig	Part No. Artikel nr	Quantity /Antal A	B	C	D	E	PS	Description	Benämning	Notes Anmärkning	SR
1	1241311-8	1	-	-	-	-		Mat, black	Matta, svart		5
2	1240860-5	1	-	-	-	-		Mat, black	Matta, svart		5
3	1207717-8	1	-	-	-	-		Cover	Lock		5
4	1224459-6	1	-	-	-	-		Clip	Clips		3
5	1224892-8	1	-	-	-	-		Panel, r.h.	Panel, h		5
6	1225979-2	1	-	-	-	-		Cover, l.h.	Kåpa, v		4
	1225980-0	1	-	-	-	-		Cover, r.h.	Kåpa, h		4
☆ 7	1310114-2	2	-	-	-	-		•Nut, black	•Mutter, svart		3
8	1353761-8	1	-	-	-	-		Panel	Panel		5
9		1	-	-	-	-	NS	•Lid	•Lucka		
10	1338191-8	4	-	-	-	-		Clip, black	Clips, svart		5
11	1247965-5	1	-	-	-	-		Support	Stöd		5
12	948690-3	2	-	-	-	-		Clip, black	Clips, svart		2
13	1264063-7	1	-	-	-	-		Cover	Kåpa		4
14	947243-2	1	-	-	-	-		Screw	Skruv		2
15	948690-3	2	-	-	-	-		Clip, black	Clips, svart		2
16	1264326-8	4	-	-	-	-		Plug, black	Propp, svart		3
17	1318312-4	4	-	-	-	-		Sleeve	Hylsa		3

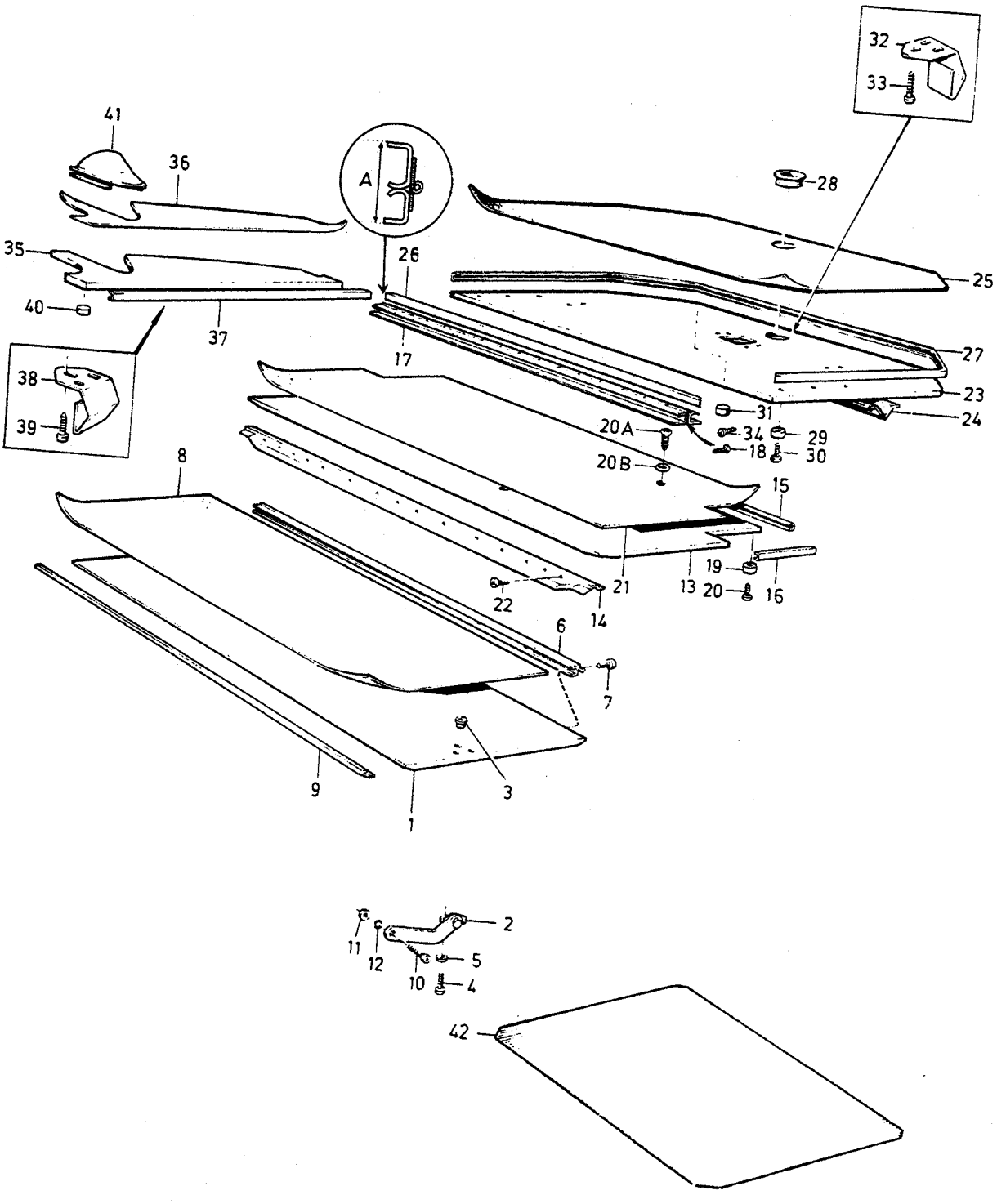

© VOLVO
Genuine Parts

A
B
C
D
E

CARGO AREA TRIM — BEKLÄDNAD FÖR BAGAGEUTRYMME

Group / Grupp 85

Page / Sida 1131

5DRS

Fig	Part No. Artikel nr	Quantity /Antal A	B	C	D	E	PS	Description	Benämning	Notes Anmärkning	SR
		1	-	-	-	-	NS	Floor hatch complete	Golvlucka komplett		
1	1264256-7	1	-	-	-	-		• Floor hatch	• Golvlucka		5
2	679190-9	1	-	-	-	-		• Link, l.h.	• Länk, v	-1986	4
	679191-7	1	-	-	-	-		• Link, r.h.	• Länk, h	-1986	4
3	940397-3	4	-	-	-	-		• Punch nut	• Inslagsmutter		2
4	950045-5	4	-	-	-	-		• Screw	• Skruv		2
5	941906-0	4	-	-	-	-		• Spring washer	• Fjäderbricka		2
6	678476-3	1	-	-	-	-		• Hinge	• Gångjärn		4
7	955129-2	11	-	-	-	-		• Screw	• Skruv		2
8	1309695-3	X	-	-	-	-		• Mat, black	• Matta, svart	1) CODE 5120, 5125, 5133, 5305, 5350, 5354 (699564)	6
	1309691-2	X	-	-	-	-		• Mat, black	• Matta, svart	2) (699558) CODE 5700,5720	6
	1309691-2	X	-	-	-	-		• Mat, black	• Matta, svart	1) CODE 5700, 5720	6
	1309696-1	X	-	-	-	-		• Mat, blue	• Matta, blå	2) (699676) CODE 5121,5126	6
	1309696-1	X	-	-	-	-		• Mat, blue	• Matta, blå	1) CODE 5121, 5126, 5130, 5306, 5351, 5360	6
	1309692-0	X	-	-	-	-		• Mat, blue	• Matta, blå	5130, 5306, 5351, 5360 2) (699686) CODE 5706,5726	6
	1309692-0	X	-	-	-	-		• Mat, blue	• Matta, blå	1) CODE 5706, 5726	6
	1309693-8	X	-	-	-	-		• Mat, beige	• Matta, beige	1) CODE 5122, 5127, 5131, 5307, 5352, 5361 (699828) 5721, 5723.	6
	1309697-9	X	-	-	-	-		• Mat, beige	• Matta, beige	1) CODE 5701, 5703, 5721, 5723 (699830)	6
	1309694-6	X	-	-	-	-		• Mat, brown	• Matta, brun	1) CODE 5123, 5128, 5132, 5308, 5353, 5362 (699783)	6
	1309698-7	X	-	-	-	-		• Mat, brown	• Matta, brun	1) CODE 5704, 5724 (699791)	6
	699781-1	X	-	-	-	-		• Mat, grey	• Matta, grå	2) CODE 5363	5
9	678482-1	1	-	-	-	-		• Attaching strip	• Fästlist		5
10	946923-0	2	-	-	-	-		Screw	Skruv		2
11	960141-0	2	-	-	-	-		Washer	Bricka		2
12	925053-1	2	-	-	-	-		O-ring	O-ring		2
		1	-	-	-	-	NS	Load floor complete	Lastgolv komplett		
13	1264000-9	1	-	-	-	-		• Load floor	• Lastgolv		5
14	678725-3	1	-	-	-	-		• Member	• Balk		5
15	1264594-1	1	-	-	-	-		• Edge protection moulding	• Kantskyddslist		4
16	1224898-5	2	-	-	-	-		• Attaching strip blank	• Fästlist ämne		4
17	1264596-6	1	-	-	-	-		• Hinge	• Gångjärn	ALTER 1. A=28mm.	4
	1264590-9	1	-	-	-	-		• Hinge	• Gångjärn	ALTER 2. A=32mm.	4
18	944036-3	9	-	-	-	-		• Screw	• Skruv		2
19	1264019-9	2	-	-	-	-		• Support	• Stöd		5
20	955123-5	2	-	-	-	-		• Screw	• Skruv		2
20a	955177-1	2	-	-	-	-		Screw	Skruv		2
20b	959058-9	2	-	-	-	-		Body washer	Karosseribricka		2
21		X	-	-	-	-		• Carpet	• Matta	SEE FIG 8	
22	955140-9	10	-	-	-	-		Screw	Skruv		2
		1	-	-	-	-	NS	Floor hatch complete	Golvlucka komplett		
23	1224999-1	1	-	-	-	-		• Floor hatch	• Golvlucka	-1985.	5
	1364207-9	1	-	-	-	-		• Floor hatch	• Golvlucka	(1364117)	5

1) Unit: Linear metre. Width of material = 160 cm. / Enhet längdmeter. Metervarans bredd = 160 cm.
2) Unit: Linear metre. Width of material = 90 cm. / Enhet längdmeter. Metervarans bredd = 90 cm.

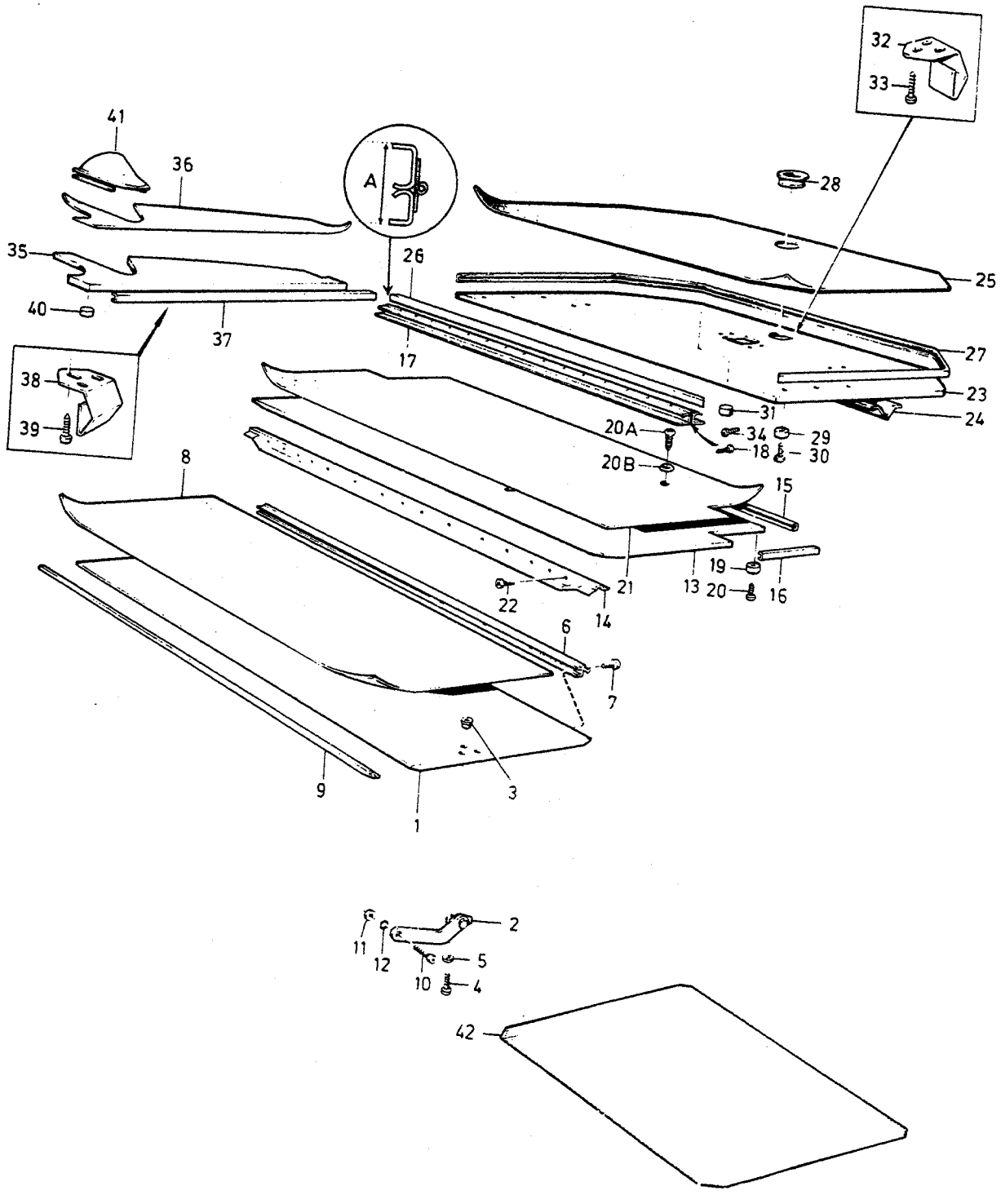

© VOLVO
Genuine Parts

A
B
C
D
E

CARGO AREA TRIM — BEKLÄDNAD FÖR BAGAGEUTRYMME

Group Grupp 85

Page Sida 1133

5DRS

Fig	Part No. Artikel nr	Quantity /Antal A	B	C	D	E	PS	Description	Benämning	Notes Anmärkning	SR
24	1264017-3	1	-	-	-	-		•Reinforcing member	•Förstärkningsbalk		5
25		X	-	-	-	-		•Carpet	•Matta	SEE FIG 8	
26	1264593-3	1	-	-	-	-		•Attaching strip	•Fästlist	-1985.	4
27	1213620-6	1	-	-	-	-		•Attaching strip	•Fästlist	-1985.	5
28	1294870-9	1	-	-	-	-		•Handle, grey	•Handtag, grå	-1985 (1213622)	5
	1354055-4	1	-	-	-	-		•Handle, black	•Handtag, svart	1986-	5
	1294868-3	1	-	-	-	-		•Handle, blue	•Handtag, blå	-1985	5
	1354054-7	1	-	-	-	-		•Handle, blue	•Handtag, blå	1986-	5
	1294869-1	1	-	-	-	-		•Handle, beige	•Handtag, beige	-1985	5
	1354051-3	1	-	-	-	-		•Handle, beige	•Handtag, beige	1986-	5
	1294870-9	1	-	-	-	-		•Handle, grey	•Handtag, grå	-1985	5
	1294871-7	1	-	-	-	-		•Handle, brown	•Handtag, brun	-1985	5
	1360936-7	1	-	-	-	-		•Handle, brown	•Handtag, brun	1986-	5
29	1264019-9	4	-	-	-	-		•Support	•Stöd		5
30	955123-5	4	-	-	-	-		•Screw	•Skruv		2
31	1203044-1	2	-	-	-	-		•Rubber button	•Gummiknapp		3
32	678491-2	1	-	-	-	-		•Clamp	•Klamma		5
33	955118-5	3	-	-	-	-		•Screw	•Skruv		2
34	955140-9	10	-	-	-	-		Screw	Skruv		2
		1	-	-	-	-	NS	Hatch complete	Lucka komplett		
35	1213870-7	1	-	-	-	-		•Hatch	•Lucka	-1985.	5
	1364118-8	1	-	-	-	-		•Hatch	•Lucka	1986-	5
36		X	-	-	-	-		•Carpet	•Matta	SEE FIG 8	
37	678789-9	1	-	-	-	-		•Attaching strip	•Fästlist	-1985.	5
38	678491-2	3	-	-	-	-		•Clamp	•Klamma		5
39	955119-3	9	-	-	-	-		•Screw	•Skruv		2
40	680099-9	2	-	-	-	-		•Rubber button	•Gummiknapp		3
41	1203248-8	1	-	-	-	-		•Cover, black	•Kåpa, svart		4
	1294847-7	1	-	-	-	-		•Cover, blue	•Kåpa, blå		4
	1294848-5	1	-	-	-	-		•Cover, beige	•Kåpa, beige		4
	1294849-3	1	-	-	-	-		•Cover, grey	•Kåpa, grå		4
	1294850-1	1	-	-	-	-		•Cover, brown	•Kåpa, brun		4
42	1241941-2	1	-	-	-	-		Carpet	Matta		5

A
B
C
D
E

SUB GROUP
BUMPERS
GUARD PLATES, AIR GUIDES

UNDERGRUPP
STÖTFÅNGARE
SKYDDSPLÅTAR, LUFTSTYRNINGAR

Group
Grupp
86

Page
Sida
1135

Fig	Part No. Artikel nr	Quantity /Antal A	B	C	D	E	PS	Description	Benämning	Notes Anmärkning	SR
		-	-	-	-	-		Front bumper, spoiler	Främre stötfångare, spoiler	SEE **86**-1137	
		-	-	-	-	-		Rear bumper	Bakre stötfångare	SEE **86**-1139	
		-	-	-	-	-		Cover plates, air guides, mudflaps	Täckplåtar, luftstyrningar, stänkskydd.	SEE **86**-1141	
		-	-	-	-	-		Guard plates, heat shields	Skyddsplåtar, skärmplåtar	SEE **86**-1143	
		-	-	-	-	-		Concealment plates	Insynsskydd	SEE **86**-1145	

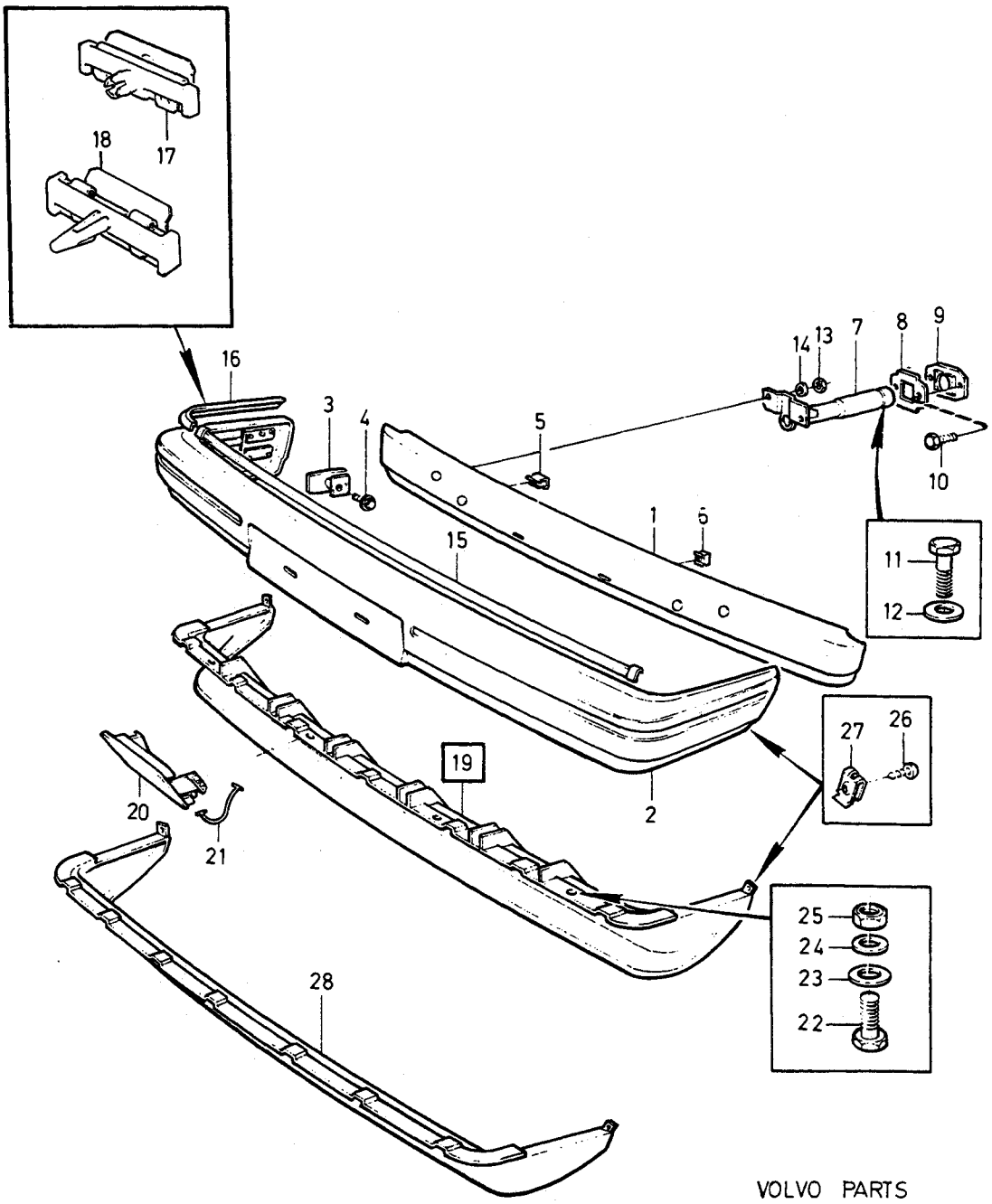

VOLVO PARTS
1 080 36007
(108:3)

A
B
C
D
E

FRONT BUMPER, SPOILER — FRÄMRE STÖTFÅNGARE, SPOILER

Group / Grupp 86

Page / Sida 1137

Fig	Part No. / Artikel nr	Quantity / Antal A	B	C	D	E	PS	Description	Benämning	Notes / Anmärkning	SR
1	1247210-6	1	-	-	-	-		Bumper rail	Stötfångarskena		2
2	1246585-2	1	-	-	-	-		Cover	Ytterhölje		2
3	1247216-3	2	-	-	-	-		Bracket	Konsol		3
4	949113-5	2	-	-	-	-	IK	Screw	Skruv		2
5	1246377-4	7	-	-	-	-	IK	Anchorage	Fäste		2
6	1268920-4	2	-	-	-	-	IK	Cage nut	Korgmutter		2
7	1247214-8	1	-	-	-	-		Impact absorber, l.h.	Krockdämpare, v		3
	1246660-3	1	-	-	-	-		Impact absorber, r.h.	Krockdämpare, h		3
8	1203195-1	2	-	-	-	-	IK	Guide washer	Styrbricka		2
9	1203196-9	2	-	-	-	-	IK	Spacer	Mellanlägg		2
10	946440-5	4	-	-	-	-	IK	Flange screw	Flänsskruv		2
11	971003-9	2	-	-	-	-	IK	Screw	Skruv	(962911)	2
12	955899-0	2	-	-	-	-	IK	Washer	Bricka		2
☆ 13	971071-6	4	-	-	-	-	IK	Nut	Mutter	(955783)	2
14	960143-6	4	-	-	-	-	IK	Washer	Bricka		2
☆ 15	1372328-3	1	-	-	-	-		Trim moulding, centre bright	Prydnadslist, mellersta blank	(1312364)	2
☆	1372329-1	1	-	-	-	-		Trim moulding, centre black	Prydnadslist, mellersta svart	(1312363)	2
16	1372330-9	1	-	-	-	-		Trim moulding, l.h. bright	Prydnadslist, v blank	(1372090)	2
☆	1372331-7	1	-	-	-	-		Trim moulding, l.h. black	Prydnadslist, v svart	(1372088)	2
☆	1372332-5	1	-	-	-	-		Trim moulding, r.h. bright	Prydnadslist, h blank	(1372091)	2
☆	1372333-3	1	-	-	-	-		Trim moulding, r.h. black	Prydnadslist, h svart	(1372089)	2
17	1304967-1	7	-	-	-	-		Anchorage	Fäste		2
18	1304970-5	8	-	-	-	-		Anchorage	Fäste		2
19	1372092-5	1	-	-	-	-		Spoiler	Luftriktare	1) (1304635)	2
20	1372093-3	1	-	-	-	-		• Lid	• Lucka	1) (1304628)	2
21	1304641-2	2	-	-	-	-		• Retainer	• Hållare		3
		-	-	-	-	-		Installation parts Spoiler Concealing panel	Monteringsdetaljer Spoiler Insynsskydd		
22	946934-7	4	-	-	-	-	IK	• Flange screw	• Flänsskruv		2
23	947391-9	4	-	-	-	-	IK	• Plastic washer	• Plastbricka		2
24	960140-2	4	-	-	-	-	IK	• Washer	• Bricka	(960139)	2
25	955781-0	4	-	-	-	-	IK	• Nut	• Mutter		2
26	965168-8	2	-	-	-	-	IK	• Screw	• Skruv		2
27	1304770-9	2	-	-	-	-	IK	• Spring nut	• Fjädermutter		2
28	1304749-3	1	-	-	-	-		Concealing panel	Insynsskydd	ALTER	3
	273915-9	1	-	-	-	-		Mounting kit Bumper Spoiler	Monteringssats Stötfångare Spoiler		2

1) Black version, to be painted if another colour desired. / Svart utförande, lackeras om annan kulör önskas.

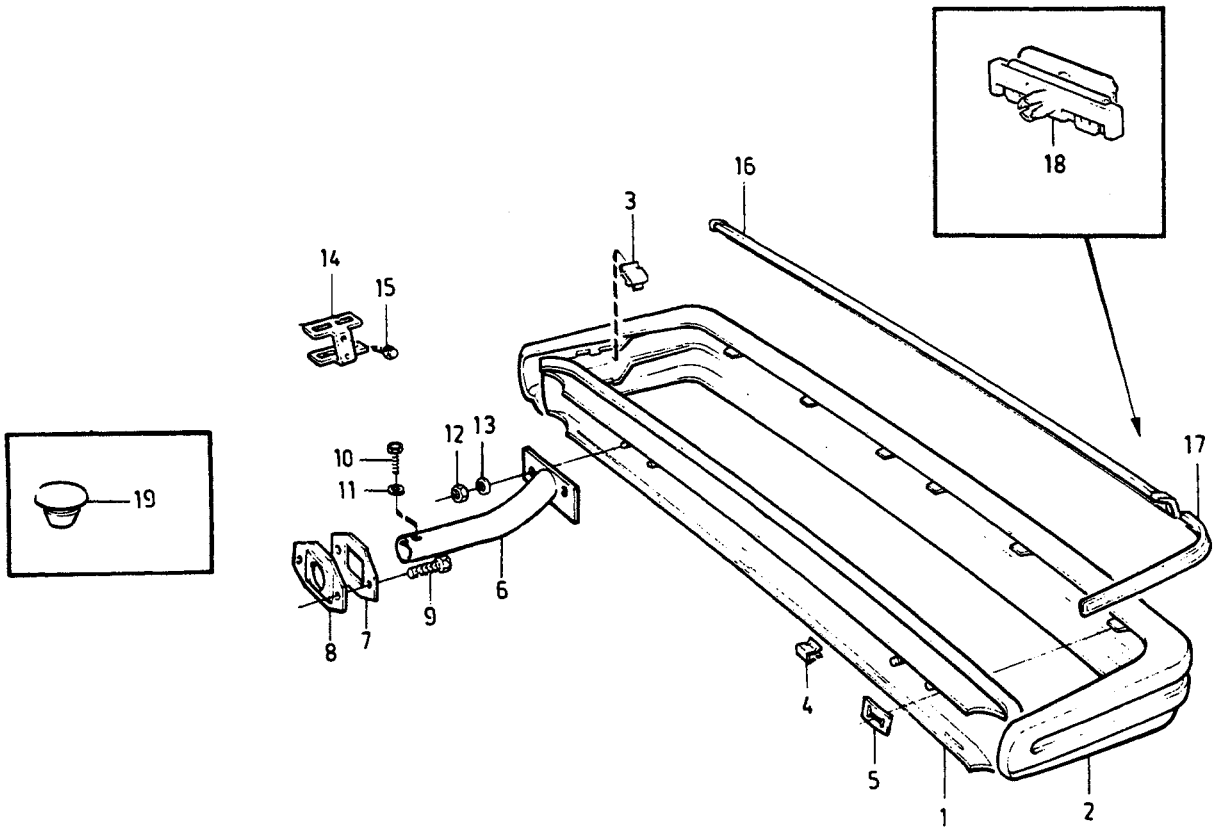

VOLVO PARTS
1 080 38824
(108:3)

A
B
C
D
E

REAR BUMPER — BAKRE STÖTFÅNGARE

Group / Grupp 86

Page / Sida 1139

Fig	Part No. Artikel nr	Quantity /Antal A	B	C	D	E	PS	Description	Benämning	Notes Anmärkning	SR
1	1372131-1	1	-	-	-	-		Bumper rail	Stötfångarskena	(1247235)	2
2	1247237-9	1	-	-	-	-		Cover	Ytterhölje		2
3	1304203-1	8	-	-	-	-	IK	Clip	Clips		2
4	1246377-4	7	-	-	-	-	IK	Anchorage	Fäste	ALTER	2
	1372134-5	7	-	-	-	-		Clip	Clips	ALTER	2
5	1304557-0	6	-	-	-	-	IK	Anchorage	Fäste		2
6	1246040-8	1	-	-	-	-		Bracket, l.h.	Bärjärn, v		2
	1246043-2	1	-	-	-	-		Bracket, r.h.	Bärjärn, h		2
7	1203195-1	2	-	-	-	-	IK	Guide washer	Styrbricka		2
8	1203196-9	2	-	-	-	-	IK	Spacer	Mellanlägg		2
9	946440-5	4	-	-	-	-	IK	Flange screw	Flänsskruv		2
10	971003-9	2	-	-	-	-	IK	Screw	Skruv	(962911)	2
11	18702-1	2	-	-	-	-	IK	Washer	Bricka		2
☆ 12	971071-6	4	-	-	-	-	IK	Nut	Mutter	(955783)	2
13	960143-6	4	-	-	-	-	IK	Washer	Bricka		2
14	1255525-6	2	-	-	-	-	IK	Bracket	Konsol		3
15	949113-5	6	-	-	-	-	IK	Screw	Skruv		2
16	1372334-1	1	-	-	-	-		Trim moulding, centre bright .	Prydnadslist, mellersta blank ..	(1247248)	2
☆	1372336-6	1	-	-	-	-		Trim moulding, centre bright .	Prydnadslist, mellersta blank ..	5DRS (1247258)	2
☆	1372335-8	1	-	-	-	-		Trim moulding, centre black ..	Prydnadslist, mellersta svart ...	4DRS (1304714)	2
☆	1372337-4	1	-	-	-	-		Trim moulding, centre black ..	Prydnadslist, mellersta svart ...	5DRS (1304711)	2
☆ 17	1372338-2	1	-	-	-	-		Trim moulding, l.h. bright	Prydnadslist, v blank	4DRS (1247252)	2
☆	1372342-4	1	-	-	-	-		Trim moulding, l.h. bright	Prydnadslist, v blank	5DRS (1247261)	2
☆	1372339-0	1	-	-	-	-		Trim moulding, l.h. black	Prydnadslist, v svart	4DRS (1304716)	2
☆	1372343-2	1	-	-	-	-		Trim moulding, l.h. black	Prydnadslist, v svart	5DRS (1304713)	2
☆	1372340-8	1	-	-	-	-		Trim moulding, r.h. bright	Prydnadslist, h blank	4DRS (1247253)	2
☆	1372344-0	1	-	-	-	-		Trim moulding, r.h. bright	Prydnadslist, h blank	5DRS (1247262)	2
☆	1372341-6	1	-	-	-	-		Trim moulding, r.h. black	Prydnadslist, h svart	4DRS (1304715)	2
☆	1372345-7	1	-	-	-	-		Trim moulding, r.h. black	Prydnadslist, h svart	5DRS (1372345)	2
18	1304967-1	14	-	-	-	-		Anchorage	Fäste	4DRS	2
	1304967-1	15	-	-	-	-		Anchorage	Fäste	5DRS	2
19	1247291-6	2	-	-	-	-	IK	Sealing plug	Tätningsplugg	4DRS	2
	658434-6	6	-	-	-	-	IK	Plug	Plugg	5DRS	2
	273916-7	1	-	-	-	-		Mounting kit	Monteringssats		2

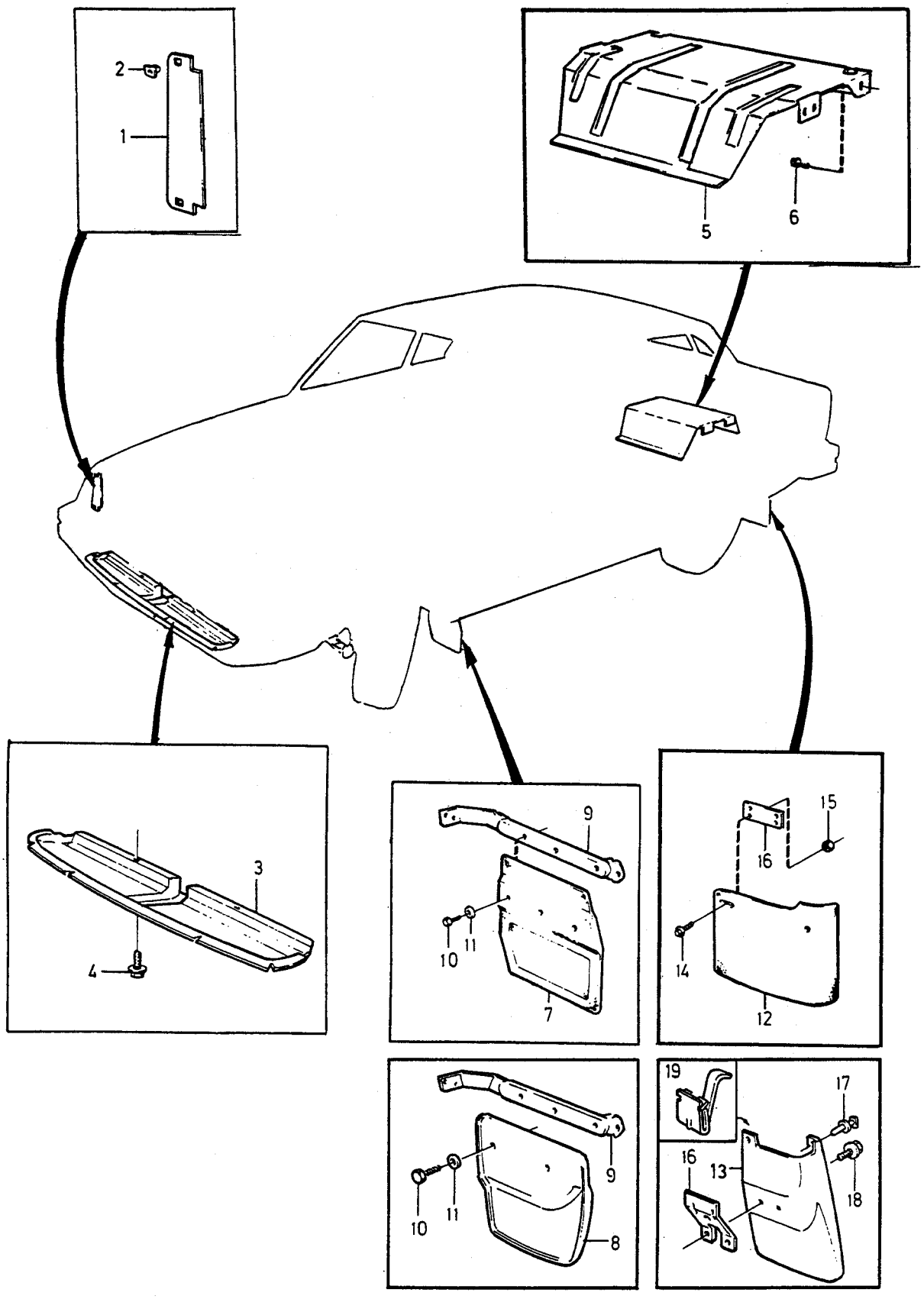

©VOLVO
Genuine Parts
PV 860 53638

A
B
C
D
E

COVER PLATES, AIR GUIDES, MUDFLAPS TÄCKPLÅTAR, LUFTSTYRNINGAR, STÄNKSKYDD.

Group Grupp 86

Page Sida 1141

Fig	Part No. Artikel nr	Quantity /Antal A	B	C	D	E	PS	Description	Benämning	Notes Anmärkning	SR
1	1234217-6	1	-	-	-	-		Cover plate	Täckplatta	COMBU	2
2	1264991-9	2	-	-	-	-		Nut	Mutter		3
3	1304622-2	1	-	-	-	-		Air guide	Luftstyrning	1)	3
	1304442-5	1	-	-	-	-		Air guide	Luftstyrning	2)	3
4	947243-2	4	-	-	-	-		Screw	Skruv		2
5	1202398-2	1	-	-	-	-		Shield	Skärmplåt	5DRS B28. B230F, B21FT.	4
6	946471-0	1	-	-	-	-		Flange screw	Flänsskruv		2
7	1254810-3	2	-	-	-	-		Mudflap	Stänkskydd	-1985	1
8	1312695-8	1	-	-	-	-		Mudflap, l.h.	Stänkskydd, v	1986-	1
	1312696-6	1	-	-	-	-		Mudflap, r.h.	Stänkskydd, h	1986-	1
9		-	-	-	-	-		Stay	Stag	SEE 82•925	
10	946215-1	4	-	-	-	-		Screw	Skruv		2
11	960140-2	4	-	-	-	-		Washer	Bricka		2
12	1203270-2	1	-	-	-	-		Mudflap, l.h.	Stänkskydd, v	-1985	1
	1203271-0	1	-	-	-	-		Mudflap, r.h.	Stänkskydd, h	-1985	1
13	1372249-1	1	-	-	-	-		Mudflap, l.h.	Stänkskydd, v	(1372189) 1986-	1
	1372250-9	1	-	-	-	-		Mudflap, r.h.	Stänkskydd, h	(1372190) 1986-	1
14	947612-8	4	-	-	-	-		Screw	Skruv		2
15	955781-0	4	-	-	-	-		Nut	Mutter		2
16		-	-	-	-	-		Bracket	Konsol	4DRS SEE 81•911	
		-	-	-	-	-		Bracket	Konsol	5DRS SEE 81•917	
17	1372026-3	2	-	-	-	-		Clip	Clips	1986-	2
18	968417-6	4	-	-	-	-		Screw	Skruv	1986-	2
19	1372176-6	2	-	-	-	-		Clip	Clips	1986-	2

1) Cars without spoiler. / Bilar utan spoiler
2) Cars with spoiler. / Bilar med spoiler

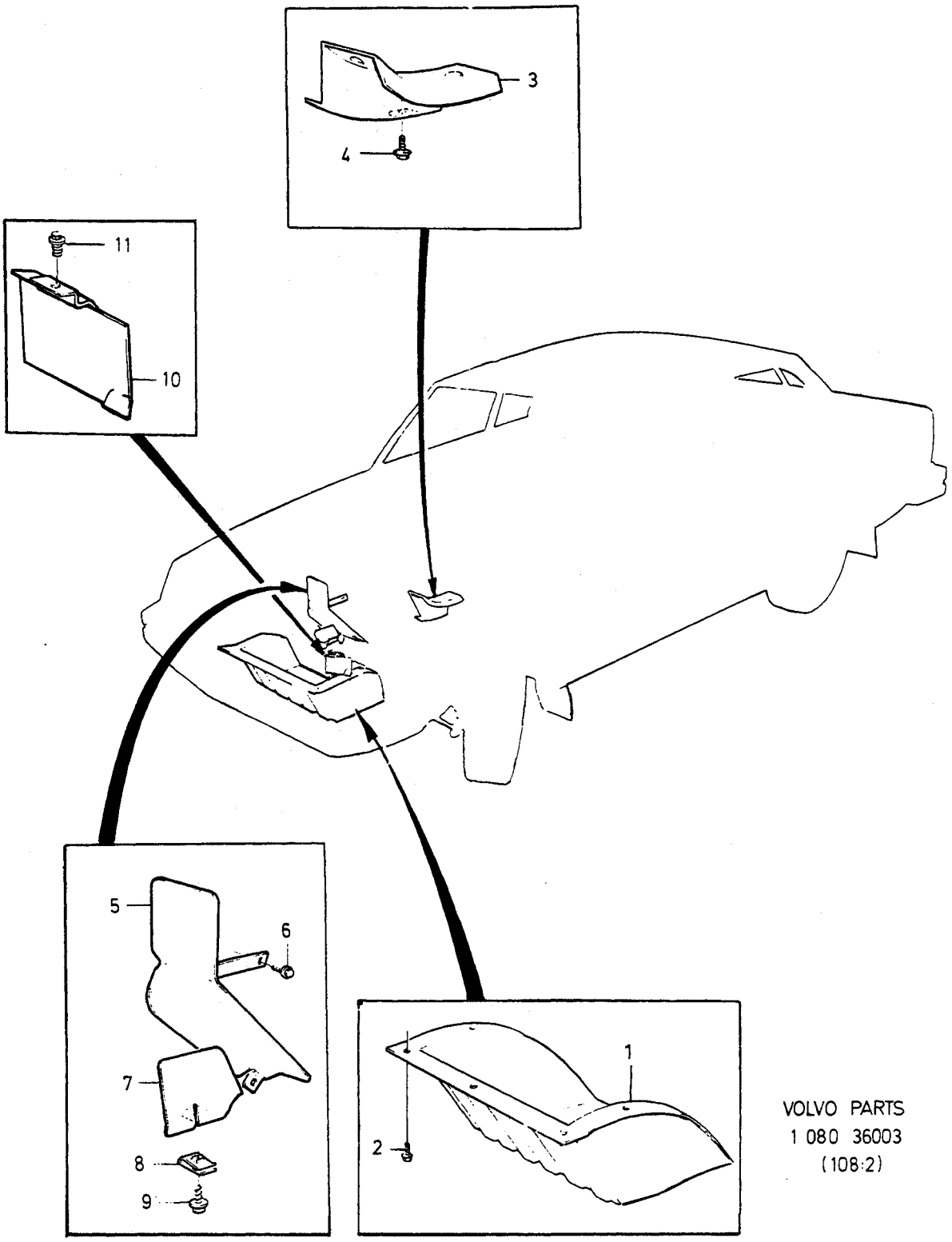

VOLVO PARTS
1 080 36003
(108:2)

A B C D E

GUARD PLATES, HEAT SHIELDS SKYDDSPLÅTAR, SKÄRMPLÅTAR

Group Grupp 86

Page Sida 1143

Fig	Part No. Artikel nr	Quantity /Antal A	B	C	D	E	PS	Description	Benämning	Notes Anmärkning	SR
1	1254390-6	1	-	-	-	-		Protecting plate	Skyddsplåt		4
2	949113-5	8	-	-	-	-		Screw	Skruv		2
3	1255202-2	1	-	-	-	-		Shield	Skärmplåt	(J)	4
								Centre bearing and mounting	Mellanlager och upphängning		
☆ 4	969473-8	2	-	-	-	-		Screw	Skruv	10x9,5 (955137)	2
	947248-1	1	-	-	-	-		Screw	Skruv	10X16	2
5	1304869-9	1	-	-	-	-		Heat shield	Värmesköld	B21FT	4
6	965354-4	2	-	-	-	-		Screw	Skruv		2
7	1273398-6	1	-	-	-	-		Heat shield	Värmesköld	B21FT	4
8	1255989-4	1	-	-	-	-		Spring nut	Fjädermutter		2
9	946485-0	1	-	-	-	-		Screw	Skruv		2
10	1306829-1	1	-	-	-	-		Protecting plate	Skyddsplåt	EXC TURBO	3
11	965354-4	1	-	-	-	-		Screw	Skruv		2

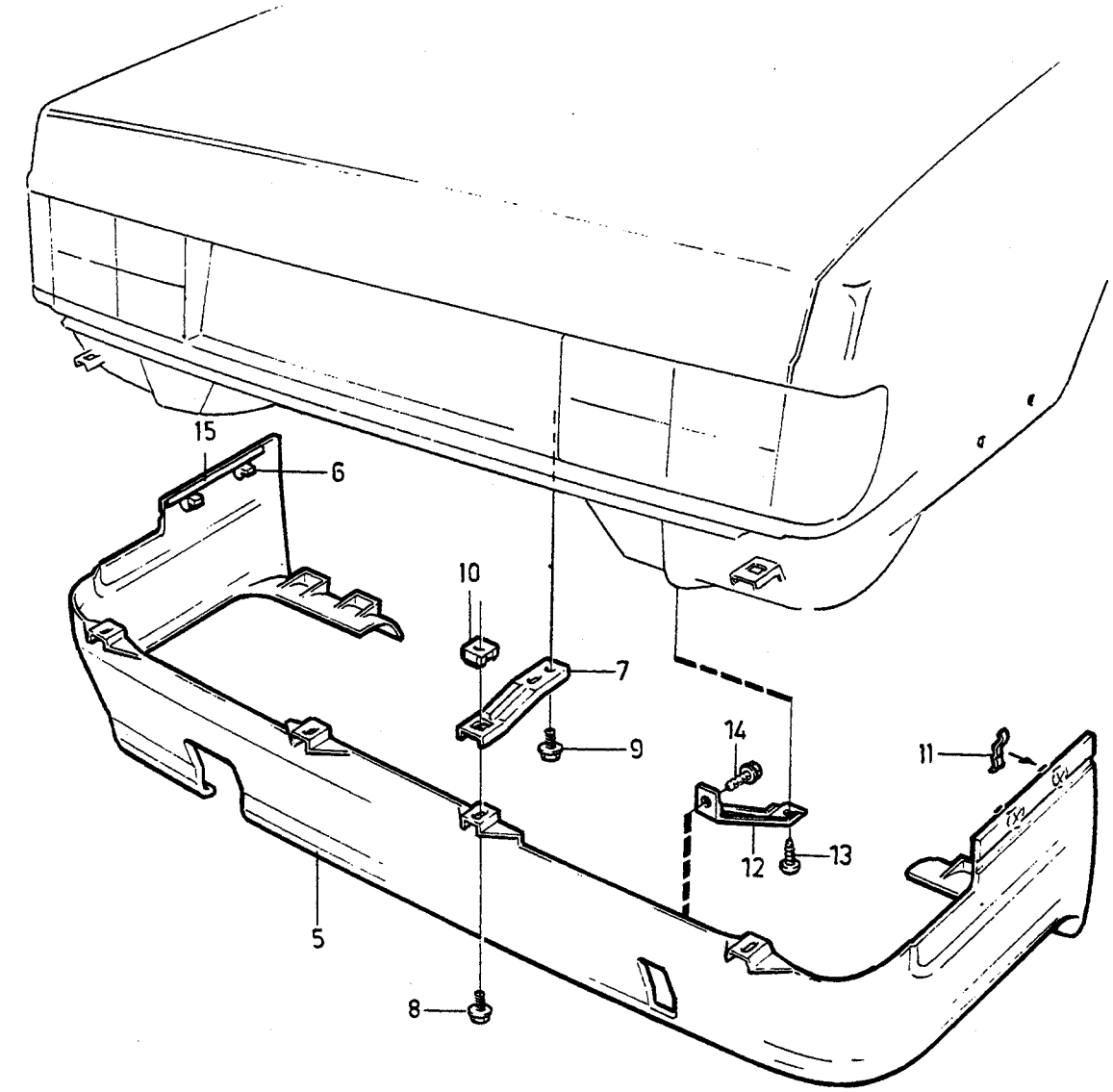

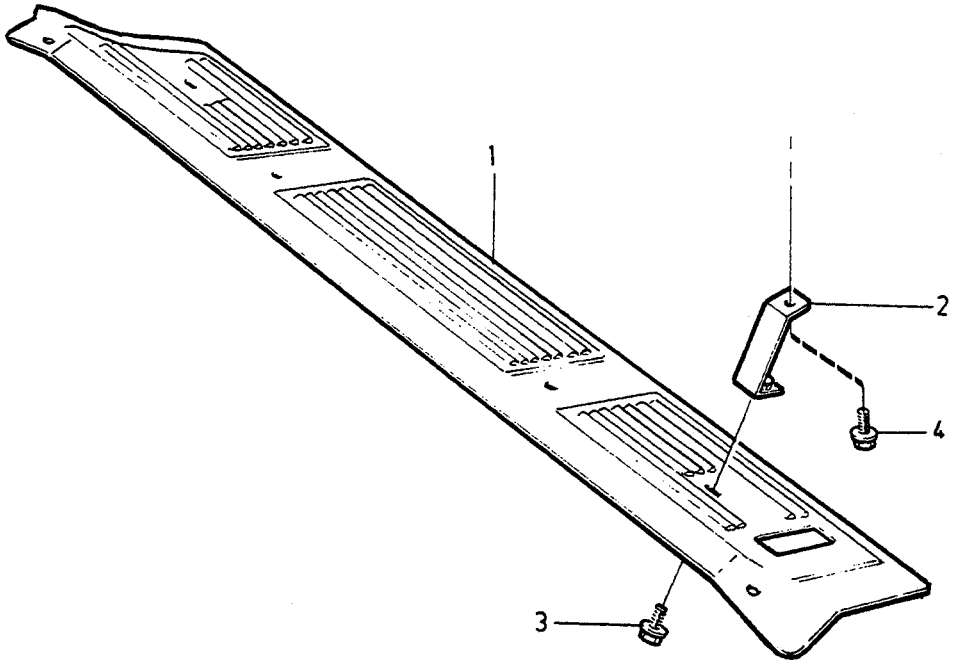

©VOLVO
Genuine Parts

A
B
C
D
E

CONCEALMENT PLATES INSYNSSKYDD

Group Grupp 86

Page Sida 1145

Fig	Part No. Artikel nr	Quantity /Antal A	B	C	D	E	PS	Description	Benämning	Notes Anmärkning	SR
1	1246389-9	1	-	-	-	-		Concealing panel	Insynsskydd	-1985	4
2	1255157-8	1	-	-	-	-		Bracket, l.h.	Konsol, v	-1985	3
	1255159-4	1	-	-	-	-		Bracket, r.h.	Konsol, h	-1985	3
3	947553-4	2	-	-	-	-		Screw	Skruv	-1985	2
4	946471-0	2	-	-	-	-		Flange screw	Flänsskruv	-1985	2
5	1315997-5	1	-	-	-	-		Concealing panel	Insynsskydd	1986-	4
6	1315645-0	4	-	-	-	-		Seal	Tätning	1986-	3
7	1315749-0	2	-	-	-	-		Bracket	Konsol	1986-	4
8	947553-4	4	-	-	-	-		Screw	Skruv	1986-	2
9	967967-1	4	-	-	-	-		Screw	Skruv	1986-	2
10	946947-9	4	-	-	-	-		Cage nut	Korgmutter	1986-	2
11	1315643-5	8	-	-	-	-		Clip	Clips	1986-	3
12	1382134-3	2	-	-	-	-		Stay	Stag	1986-	3
13	968578-5	2	-	-	-	-		Screw	Skruv	1986-	2
14	946471-0	2	-	-	-	-		Flange screw	Flänsskruv	1986-	2
15	1160053-3	X	-	-	-	-		Tape two-sided adhesive	Dubbelhäftande tejp	2x340mm	6

A
B
C
D
E

SUB GROUP
HEATING AND VENTILATION

UNDERGRUPP
KLIMATANLÄGGNING

Group
Grupp
87

Page
Sida
1147

Fig	Part No. Artikel nr	Quantity /Antal A	B	C	D	E	P S	Description	Benämning	Notes Anmärkning	S R
		-	-	-	-	-		Heater system ..... W/O COMBU	Värmeanläggning ..... W/O COMBU	SEE 87•1149	
		-	-	-	-	-		Heater system ..... COMBU	Värmeanläggning ..... COMBU	SEE 87•1151	
		-	-	-	-	-		Air nozzles	Luftutsläpp	SEE 87•1165	
		-	-	-	-	-		Air conditioning 4CYL	Luftkonditionering 4CYL	SEE 87•1167	
		-	-	-	-	-		Air conditioning 6CYL	Luftkonditionering 6CYL	SEE 87•1171	
		-	-	-	-	-		Air conditioning ..... DSL	Luftkonditionering ..... DSL	SEE 87•1175	

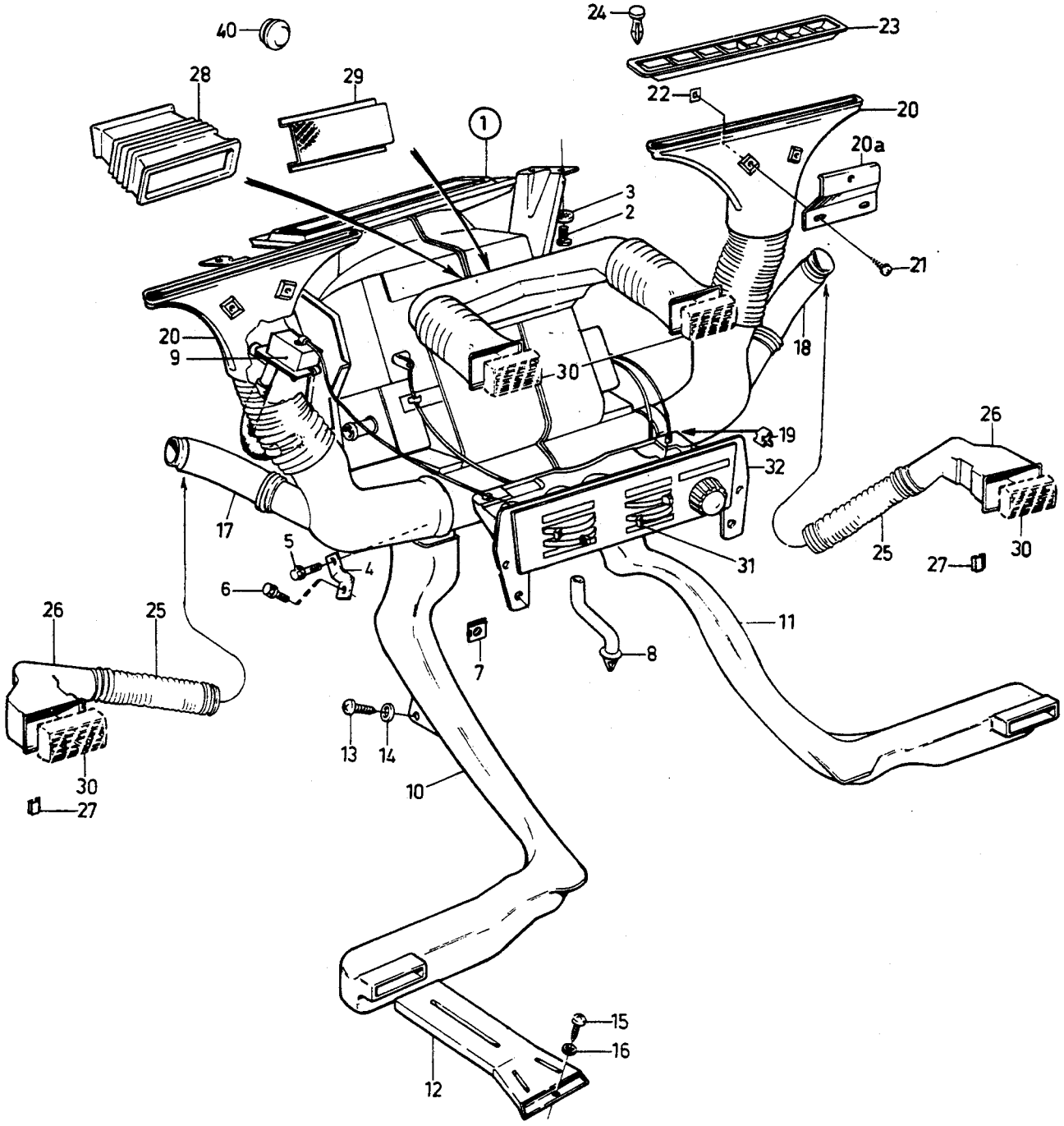

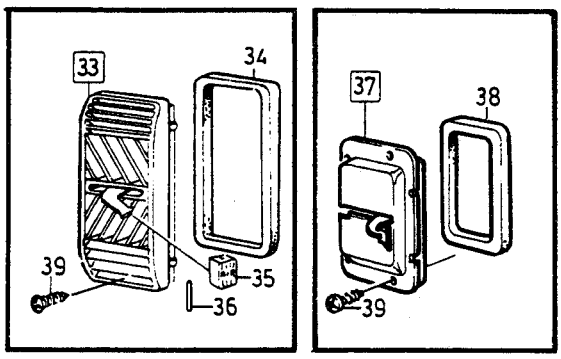

VOLVO PARTS
1 090 38958
(110:1)

A
B
C
D
E

HEATER SYSTEM — VÄRMEANLÄGGNING

Group / Grupp 87

Page / Sida 1149

W/O COMBU

Fig	Part No. Artikel nr	Quantity /Antal A	B	C	D	E	PS	Description	Benämning	Notes Anmärkning	SR
1	1215516-4	1	-	-	-	-		Heater	Värmeelement		6
		-	-	-	-	-		•SEE 87•1155	•SEE 87•1155		
2	945414-1	4	-	-	-	-		Flange screw	Flänsskruv		2
3	955948-5	1	-	-	-	-		Lock washer	Låsbricka		2
4	1258358-9	1	-	-	-	-		Bracket, l.h.	Konsol, v		5
	1258255-7	1	-	-	-	-		Bracket, r.h.	Konsol, h		5
5	945414-1	2	-	-	-	-		Flange screw	Flänsskruv		2
6	945414-1	2	-	-	-	-		Flange screw	Flänsskruv		2
	955127-6	2	-	-	-	-		Screw	Skruv		2
7	1259307-5	2	-	-	-	-		Spring nut	Fjädermutter		3
☆ 8	3522502-8	1	-	-	-	-		Draining pipe	Dräneringsrör	(1258370)	3
9		1	-	-	-	-		Control valve	Kontrollventil	SEE 87•1155	
10	1307858-9	1	-	-	-	-		Air duct, l.h.	Luftkanal, v		5
11	1323850-6	1	-	-	-	-		Air duct, r.h.	Luftkanal, h	TRANS M47	5
12	1214727-8	2	-	-	-	-		Air outlet	Luftmunstycke		5
☆ 13	969476-1	2	-	-	-	-		Screw	Skruv	(955141)	2
14	960138-6	2	-	-	-	-		Washer	Bricka		2
15	958239-6	2	-	-	-	-		Screw	Skruv		2
16	960140-2	2	-	-	-	-		Washer	Bricka	(960139)	2
17	1234520-3	1	-	-	-	-		Defroster pipe, l.h.	Defrosterrör, v		5
18	1234521-1	1	-	-	-	-		Defroster pipe, r.h.	Defrosterrör, h		5
19	944385-4	4	-	-	-	-		Clip	Clips		3
20	685260-2	2	-	-	-	-		Defroster outlet	Defrostermunstycke		5
20a	1259239-0	2	-	-	-	-		Bracket	Konsol		5
21	955127-6	4	-	-	-	-		Screw	Skruv		2
22	942866-5	4	-	-	-	-		Spring nut	Fjädermutter		2
23	1259589-8	2	-	-	-	-		Rim, black	Ram, svart		5
	1307537	2	-	-	-	-	OP	Rim, blue	Ram, blå		5
	1307538-7	2	-	-	-	-		Frame, beige	Ram, beige		5
	1307539-5	2	-	-	-	-		Rim, grey grey	Ram, grå grå		5
	1307540-3	2	-	-	-	-		Rim, brown brown	Ram, brun brun		5
24	1308917-2	4	-	-	-	-		Rivet black	Nit svart		3
	1308918-0	4	-	-	-	-		Rivet blue	Nit blå		3
	1308919-8	4	-	-	-	-		Rivet beige	Nit beige		3
	1308920-6	4	-	-	-	-		Rivet grey	Nit grå		3
	1308921-4	4	-	-	-	-		Rivet brown	Nit brun		3
25	1234477-6	2	-	-	-	-		Tube	Rör		5
26	1259586-4	1	-	-	-	-		Connector, l.h.	Anslutning, v		5
	1259585-6	1	-	-	-	-		Connector, r.h.	Anslutning, h		5
27	*1234808*	4	-	-	-	-	OP	Clamp	Klamma		3
28	1259587-2	1	-	-	-	-		Connector	Anslutning	L.H.D	5
	1259588-0	1	-	-	-	-		Connector	Anslutning	R.H.D	5
29	1214230-3	1	-	-	-	-		Louvre	Galler		4
30		4	-	-	-	-		Valve housing	Ventilhus	SEE 88•1207	
31	1214300-4	4	-	-	-	-		Button	Knapp	(F)	3
32		1	-	-	-	-		Heater control	Värmereglage	SEE 87•1155	
33	1255261-8	1	-	-	-	-		Fresh air inlet	Friskluftintag	-1985	5
34	1255256-8	1	-	-	-	-		•Sealing strip	•Tätningslist		5
35	1255257-6	1	-	-	-	-		Button	Knapp		5
36	907185-3	1	-	-	-	-		Pin	Pinne		2
37	1370426-7	1	-	-	-	-		Fresh air inlet	Friskluftintag	1986-	5
38	1255256-8	1	-	-	-	-		•Sealing strip	•Tätningslist		5
☆ 39	969278-1	X	-	-	-	-		Screw	Skruv	LG 13 (955138)	2
	955140-9	X	-	-	-	-		Screw	Skruv	LG 16	2
40	686354-2	1	-	-	-	-		Plug	Plugg		3
☆	1318965-9	1	-	-	-	-		Plug	Plugg	(1320162)	2

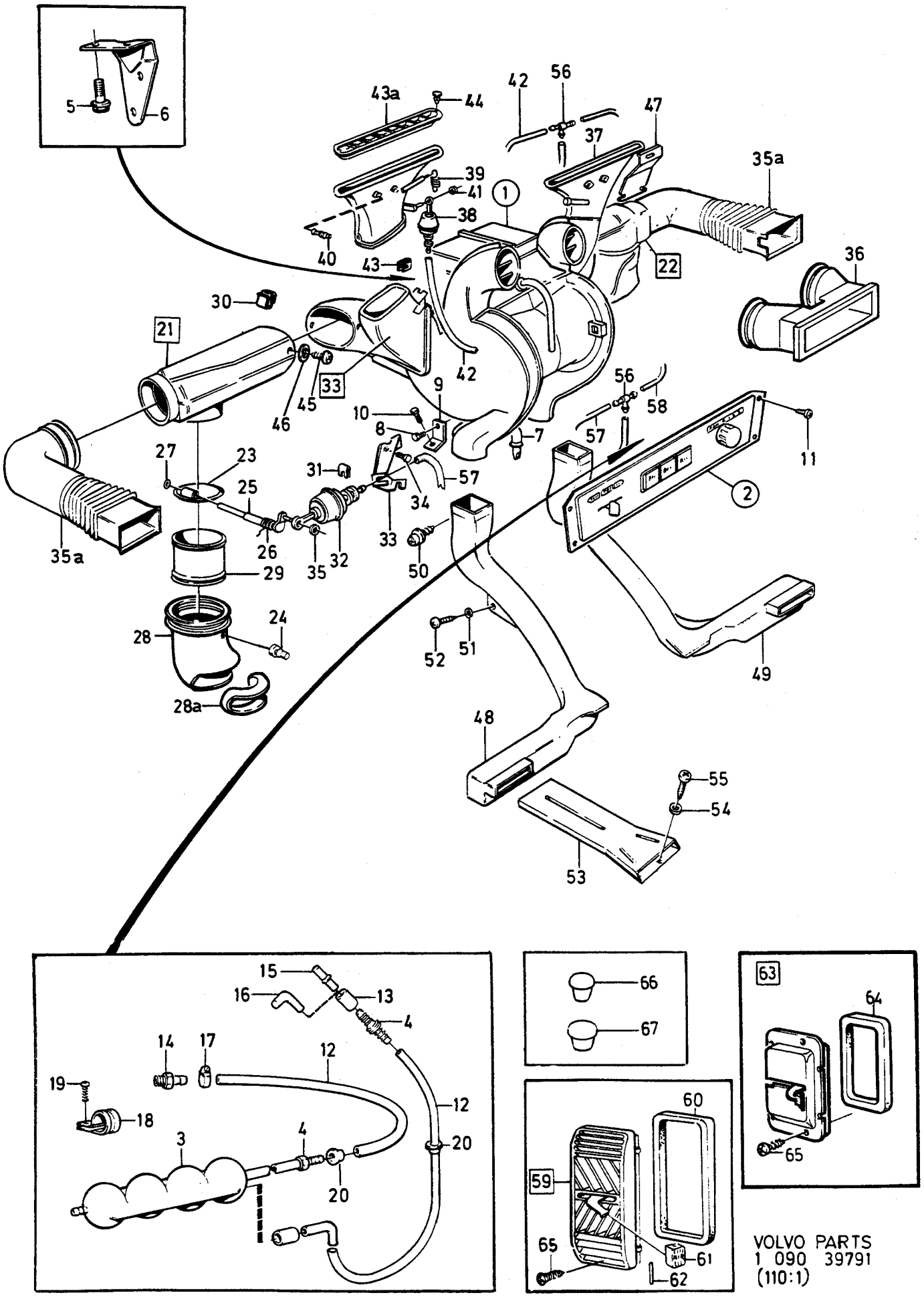

VOLVO PARTS
1 090 39791
(110:1)

A
B
C
D
E

HEATER SYSTEM — VÄRMEANLÄGGNING

Group / Grupp 87

Page / Sida 1151

COMBU

Fig	Part No. / Artikel nr	Quantity / Antal A	B	C	D	E	PS	Description	Benämning	Notes / Anmärkning	SR
1	*(1348666)*	1	-	-	-	-	SP	Heater •SEE **87**•1157	Värmeelement •SEE **87**•1157	REPL 1PCS 1370420-0	6
	(1370420)	1	-	-	-	-	SP	Heater •SEE **87**•1157	Värmeelement •SEE **87**•1157	4DRS CH -206529. 5DRS CH -710688. L.H.D, REPL 1 PCS 1388692-4, 1 PCS 1373567-5. R.H.D, REPL 1 PCS 1388692-4, 1 PCS 1373568-3.	6
	(1388692)	1	-	-	-	-	SP	Heater •SEE **87**•1157	Värmeelement •SEE **87**•1157	4DRS CH 206530-. 5DRS CH 710689-.	6
	1324089	1	-	-	-	-	NS	Heater •SEE **87**•1157	Värmeelement •SEE **87**•1157	REPL 1PCS 3522375-9 (MAL), (RI), (T).	
2		1	-	-	-	-		•Heater control	•Värmereglage	SEE **87**•1163	
3		1	-	-	-	-		•Vacuum tank	•Vakuumtank	SEE **87**•1157	
4	1228272-9	1	-	-	-	-		Non-return valve	Backventil	SEE **87**•1157	3
5	946934-7	4	-	-	-	-		Flange screw	Flänsskruv		2
6		2	-	-	-	-		Bracket	Konsol	SEE **87**•1157	
☆ 7	3522503-6	1	-	-	-	-		Draining pipe	Dräneringsrör	(1308273)	3
8	945414-1	2	-	-	-	-		Flange screw	Flänsskruv		2
9	1258372-0	1	-	-	-	-		Bracket, l.h.	Konsol, v		5
	1258374-6	1	-	-	-	-		Bracket, r.h.	Konsol, h		5
10	949416-2	2	-	-	-	-		Screw	Skruv		2
11	955120-1	4	-	-	-	-		Screw	Skruv		2
12	944272-4	X	-	-	-	-		Hose	Slang		2
13	1272328-4	X	-	-	-	-		Hose	Slang		2
14	947043-6	1	-	-	-	-		Nipple	Nippel		3
15		1	-	-	-	-	NS	Nipple	Nippel	REPL 1 PCS 1234517-9	
16	1234517-9	1	-	-	-	-		Connecting pipe	Anslutningsrör		5
17	1272121-3	1	-	-	-	-		Hose clamp	Slangklamma		2
18	952630-2	1	-	-	-	-		Clamp	Klamma		2
☆ 19	969278-1	1	-	-	-	-		Screw	Skruv	(955138)	2
20	1234518-7	1	-	-	-	-		Rubber bushing	Gummibussning		4
21	1373560-0	1	-	-	-	-		Shutter housing, l.h.	Spjällhus, v		4
22	1373561-8	1	-	-	-	-		Shutter housing, r.h.	Spjällhus, h		4
23		-	-	-	-	-	NS	•Shutter	•Spjäll		
24	684844-4	2	-	-	-	-		•Lock plug	•Låsplugg		3
25		1	-	-	-	-	NS	•Shaft	•Axel		
26		1	-	-	-	-	NS	•Spring	•Fjäder		
		-	-	-	-	-	NS	•Spring	•Fjäder		
27	191695-6	1	-	-	-	-		•Retaining clip	•Hållare		2
28	686705-5	1	-	-	-	-		•Nozzle	•Munstycke		5
☆ 28a	1582627-4	X	-	-	-	-		•Protecting moulding	•Skyddslist	LG 300 mm	3
29		1	-	-	-	-	NS	•Intermediate pipe	•Mellanrör		
30	1257372-1	2	-	-	-	-		Clip	Clips		2
31	1215438-1	2	-	-	-	-		Clip	Clips		3
32	1215465-4	1	-	-	-	-		Vacuum bellows	Vakuumbälg		2
33	1307652-6	2	-	-	-	-		Bracket, r.h.	Konsol, h		5
34	945414-1	2	-	-	-	-		Flange screw l.h.	Flänsskruv v		2
	945414-1	2	-	-	-	-		Flange screw r.h.	Flänsskruv h		2
35	191695-6	2	-	-	-	-		Retaining clip	Hållare		2
35a	1259581-5	2	-	-	-	-		Connector	Anslutning		5
36	1373186-4	1	-	-	-	-		Connector	Anslutning	L.H.D 4DRS CH -206529. 5DRS CH -710688.	5

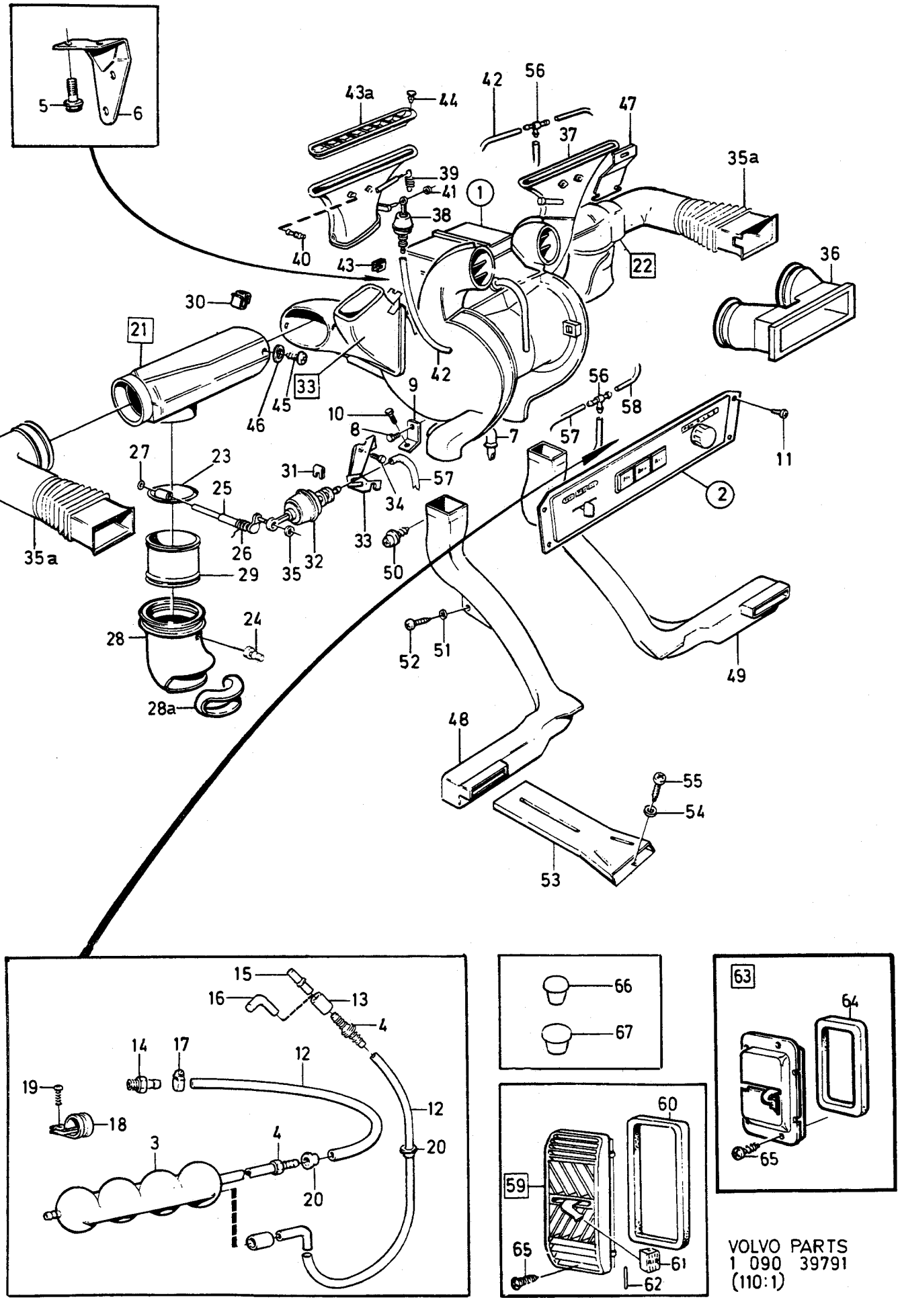

VOLVO PARTS
1 090 39791
(110:1)

A
B
C
D
E

HEATER SYSTEM — VÄRMEANLÄGGNING

Group / Grupp 87

Page / Sida 1153

COMBU

Fig	Part No. / Artikel nr	Quantity /Antal A	B	C	D	E	PS	Description	Benämning	Notes / Anmärkning	S
	1373567-5	1	-	-	-	-		Connector	Anslutning	L.H.D 4DRS CH 206530-. 5DRS CH 710689-.	5
	1373187-2	1	-	-	-	-		Connector	Anslutning	R.H.D 4DRS CH -206529. 5DRS CH -710688.	5
	1373568-3	1	-	-	-	-		Connector	Anslutning	R.H.D 4DRS CH 206530-. 5DRS CH 710689-.	5
37	1373267-2	1	-	-	-	-		Defroster outlet, l.h.	Defrostermunstycke, v	(1215467)	5
	1373233-4	1	-	-	-	-		Defroster outlet, r.h.	Defrostermunstycke, h	(1215468)	5
38	1215466-2	1	-	-	-	-		• Vacuum bellows	• Vakuumbälg		2
39	*684342*	1	-	-	-	-	OP	• Return spring	• Returfjäder		3
40	1210210-9	2	-	-	-	-		• Lock plug	• Låsplugg		3
41	191695-6	1	-	-	-	-		• Retaining clip	• Hållare		2
42	943999-3	X	-	-	-	-		• Hose	• Slang	LG 300	2
43	1215438-1	1	-	-	-	-		• Clip	• Clips		3
43a	1259589-8	2	-	-	-	-		Rim, black	Ram, svart		5
	1307537	2	-	-	-	-	OP	Rim, blue	Ram, blå		5
	1307538-7	2	-	-	-	-		Frame, beige	Ram, beige		5
	1307539-5	2	-	-	-	-		Rim, grey	Ram, grå		5
	1307540-3	2	-	-	-	-		Rim, brown	Ram, brun		5
44	1308917-2	4	-	-	-	-		Rivet black	Nit svart		3
	1308918-0	4	-	-	-	-		Rivet blue	Nit blå		3
	1308919-8	4	-	-	-	-		Rivet beige	Nit beige		3
	1308920-6	4	-	-	-	-		Rivet grey	Nit grå		3
	1308921-4	4	-	-	-	-		Rivet brown	Nit brun		3
☆ 45	969278-1	4	-	-	-	-		Screw	Skruv	(955138)	2
46	960136-0	2	-	-	-	-		Washer	Bricka		2
47	1259239-0	2	-	-	-	-		Bracket	Konsol		5
48	1307860-5	1	-	-	-	-		Air duct, l.h.	Luftkanal, v		5
49	1323851-4	1	-	-	-	-		Air duct, r.h.	Luftkanal, h		5
50	965395-7	2	-	-	-	-		Screw	Skruv		2
51	960138-6	2	-	-	-	-		Washer	Bricka		2
☆ 52	969476-1	2	-	-	-	-		Screw	Skruv	(955141)	2
53	1214727-8	2	-	-	-	-		Air outlet	Luftmunstycke		5
54	960140-2	2	-	-	-	-		Washer	Bricka	(960139)	2
55	958239-6	2	-	-	-	-		Screw	Skruv		2
56	687342-6	2	-	-	-	-		T-pipe	T-rör		3
57	943999-3	X	-	-	-	-		Hose	Slang	LG 500	2
58	943999-3	X	-	-	-	-		Hose	Slang	LG 500	2
59	1255261-8	2	-	-	-	-		Fresh air inlet	Friskluftintag	-1985	5
60	1255256-8	1	-	-	-	-		• Sealing strip	• Tätningslist		5
61	1255257-6	2	-	-	-	-		Button	Knapp		5
62	907185-3	2	-	-	-	-		Pin	Pinne		2
63	1370426-7	1	-	-	-	-		Fresh air inlet	Friskluftintag	1986-	5
64	1255256-8	1	-	-	-	-		• Sealing strip	• Tätningslist		5
☆ 65	969278-1	X	-	-	-	-		Screw	Skruv	LG 13 (955138)	2
	955140-9	X	-	-	-	-		Screw	Skruv	LG 16	2
66	658434-6	2	-	-	-	-		Plug	Plugg		2
67	686354-2	2	-	-	-	-		Plug	Plugg		3

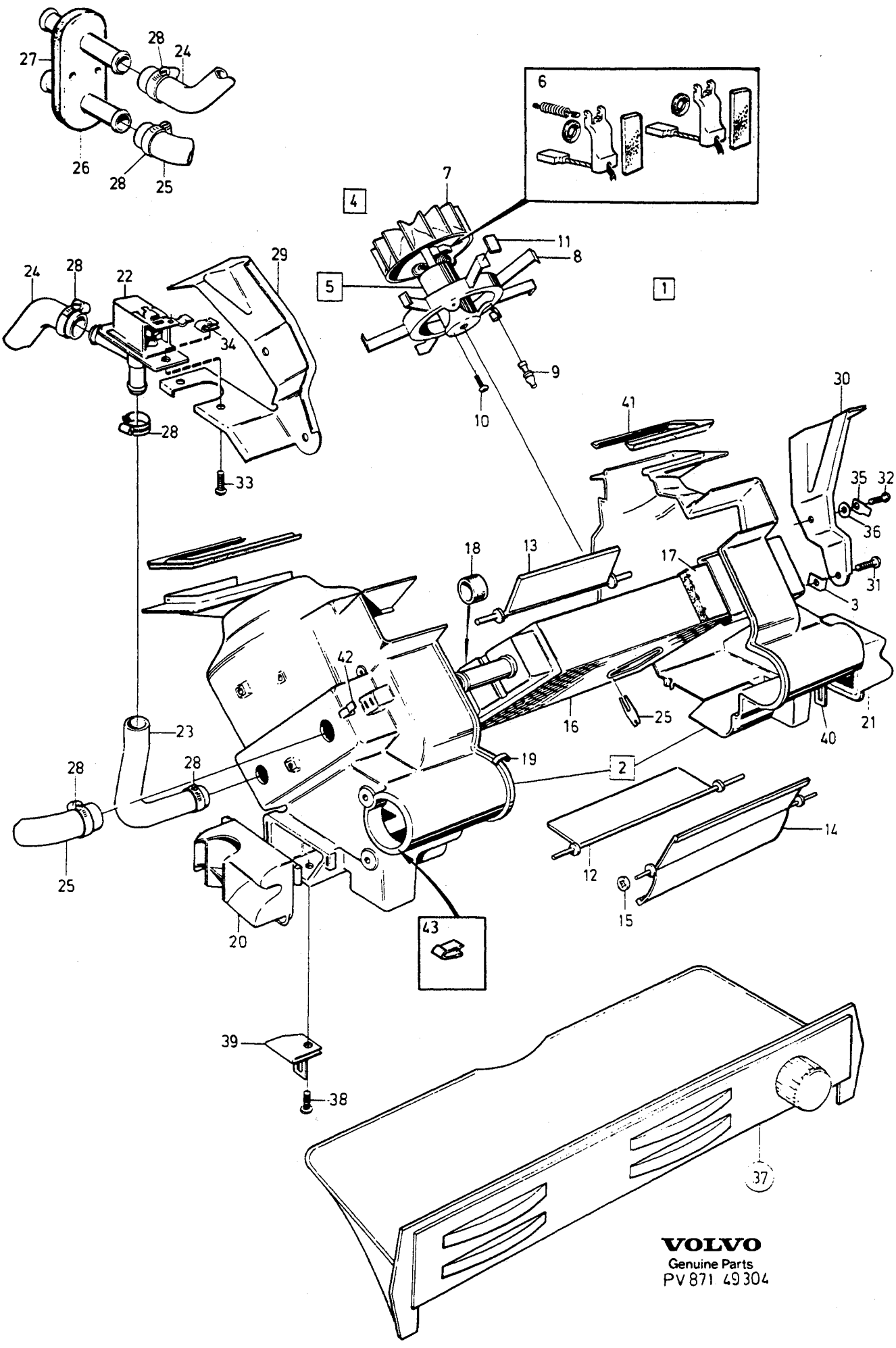
27
28
24
26
28
25
6
4
7
11
8
5
1
9
10
24
28
22
29
34
28
33
30
41
35
32
36
18
13
17
31
3
42
16
25
40
21
23
19
2
28
28
25
14
12
15
20
43
39
38
37
VOLVO
Genuine Parts
PV 871 49304

A		HEATER UNIT	VÄRMEELEMENT	Group Grupp 87
B				Page Sida 1155
C				
D				
E		W/O COMBU		

Fig	Part No. Artikel nr	Quantity /Antal A	B	C	D	E	P S	Description	Benämning	Notes Anmärkning	S R
1	1215516-4	1	-	-	-	-		Heater	Värmeelement		6
2	1129007-9	1	-	-	-	-		•Casing	•Kåpa		5
3	684807-1	4	-	-	-	-		•Clip	•Clips		3
4		1	-	-	-	-	NS	•Fan	•Fläkt		
5	*(1259325)*	1	-	-	-	-	SP	••Fan motor	••Fläktmotor	REPL 1 PCS 1211081-3, 1 PCS 1211153-0.	3
6	1234885-0	1	-	-	-	-		•••Carbon brush set	•••Elborstsats		2
7		1	-	-	-	-	NS	•••Fan wheel	•••Fläkthjul		
8	685277-6	1	-	-	-	-		••Rail	••Skena		5
9	680331-6	3	-	-	-	-		••Cushion	••Kudde		4
10	950010-9	2	-	-	-	-		••Screw	••Skruv		2
11	1215113-0	7	-	-	-	-		•Gasket	•Packning		4
12	1234222-6	1	-	-	-	-		•Shutter air	•Spjäll friskluft		4
13	1234223-4	1	-	-	-	-		•Shutter air	•Spjäll friskluft		4
14	1234224-2	1	-	-	-	-		•Shutter defroster	•Spjäll defroster		4
☆ 15	945780-5	3	-	-	-	-		•Retainer	•Hållare	(191694)	2
16	1211303-1	1	-	-	-	-		•Heat exchanger	•Värmeväxlare		4
17	685359-2	1	-	-	-	-		•Gasket	•Packning		3
18	1214721-1	2	-	-	-	-		•Sealing ring	•Tätningsring		2
19	948218-3	19	-	-	-	-		•Clip	•Clips		3
20	1211490-6	1	-	-	-	-		•Air distributor, l.h.	•Luftfördelare, v		5
21	1211491-4	1	-	-	-	-		•Air distributor, r.h.	•Luftfördelare, h		5
☆ 22	3522209-0	1	-	-	-	-		•Heat control valve	•Värmekontrollventil		2
23	1214756-7	1	-	-	-	-		•Hose	•Slang		3
24	1214755-9	1	-	-	-	-		•Hose	•Slang		3
25	1214757-5	1	-	-	-	-		•Hose	•Slang		3
26	1234909-8	1	-	-	-	-		•Grommet	•Genomföring		3
27	461405-3	1	-	-	-	-		•Spacer	•Mellanlägg		3
28	943472-1	6	-	-	-	-		•Hose clamp	•Slangklamma		2
29	*1214754*	1	-	-	-	-	OP	•Bracket, l.h.	•Konsol, v		5
30	685366-7	1	-	-	-	-		•Bracket, r.h.	•Konsol, h		5
☆ 31	969476-1	2	-	-	-	-		•Screw	•Skruv	(955141)	2
32	955140-9	2	-	-	-	-		•Screw	•Skruv		2
33	955127-6	2	-	-	-	-		•Screw	•Skruv		2
34	192557-7	2	-	-	-	-		•Spring nut	•Fjädermutter		2
35	942888-9	1	-	-	-	-		•Tab	•Flatstift		2
36	955947-7	1	-	-	-	-		•Lock washer	•Låsbricka		2
37	1234348-9	1	-	-	-	-		•Heater control	•Värmereglage		5
		-	-	-	-	-		••SEE 87•1161	••SEE 87•1161		
☆ 38	969278-1	2	-	-	-	-		•Screw	•Skruv	(955138)	2
39	*1214037*	1	-	-	-	-	OP	•Clamp, l.h.	•Klamma, v		3
40	*1215377*	1	-	-	-	-	OP	•Clamp, r.h.	•Klamma, h		3
41	1308295-3	1	-	-	-	-		•Gasket	•Packning		3
42	1211599-4	3	-	-	-	-		•Lock spring	•Låsfjäder		2
43	944385-4	2	-	-	-	-		•Clip	•Clips		3

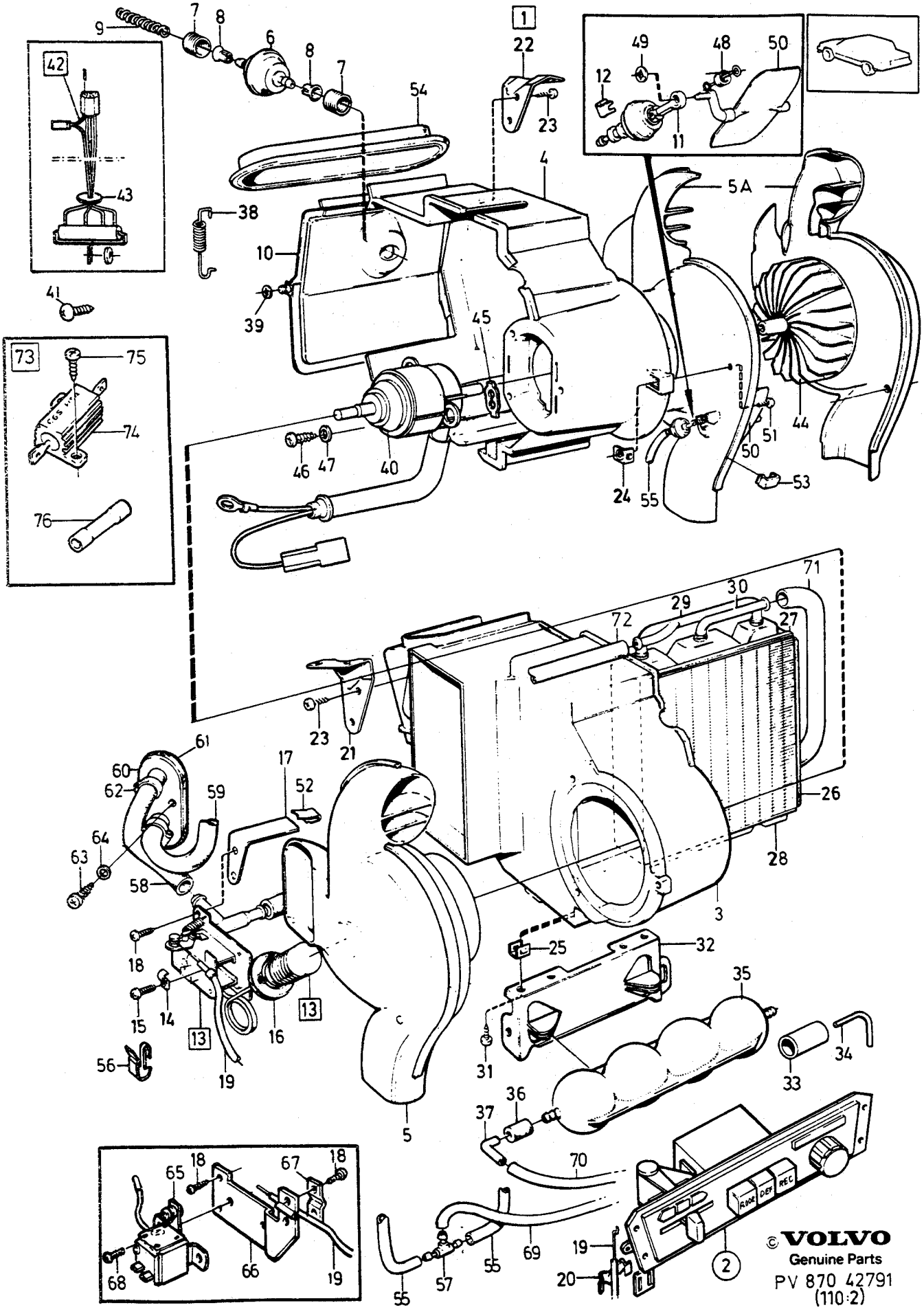

© VOLVO
Genuine Parts

PV 870 42791
(110:2)

A	1324089
B	1348666, 1370420.
C	1388692
D	
E	

HEATER UNIT — VÄRMEELEMENT

COMBU

Group / Grupp 87

Page / Sida 1157

Fig	Part No. / Artikel nr	Quantity / Antal A	B	C	D	E	P S	Description	Benämning	Notes / Anmärkning	S R
1	*1324089*	1	-	-	-	-	NS	Heater	Värmeelement		
	(1348666)	-	1	-	-	-	SP	Heater	Värmeelement	REPL 1 PCS 1370420-0	6
	(1370420)	-	1	-	-	-	SP	Heater	Värmeelement	L.H.D REPL 1 PCS 1388692-4, 1 PCS 1373567-5. R.H.D REPL 1 PCS 1388692-4, 1 PCS 1373568-3.	6
	(1388692)	-	-	1	-	-	SP	Heater	Värmeelement	REPL 1 PCS 3522375-9	6
2		1	1	1	-	-	NS	• Heater control	• Värmereglage		
								•• SEE 87 • 1163	•• SEE 87 • 1163		
3	1348609-7	1	1	-	-	-		• Fan shroud, l.h.	• Fläktkåpa, v		5
	1395696-6	-	-	1	-	-		• Fan shroud, l.h.	• Fläktkåpa, v		5
4	1348610-5	1	1	-	-	-		• Fan shroud, r.h.	• Fläktkåpa, h		5
	1395695-8	-	-	1	-	-		• Fan shroud, r.h.	• Fläktkåpa, h		5
5	1129157-2	1	1	-	-	-		• Casing, l.h.	• Kåpa, v		5
	1388079-4	-	-	1	-	-		• Cover, l.h.	• Kåpa, v		5
5a	*(1129158)*	1	1	-	-	-	SP	• Casing, r.h.	• Kåpa, h	L.H.D REPL 1 PCS 1388079-4, 1 PCS 1388082-8, 1 PCS 1373567-5. R.H.D REPL 1 PCS 1388079-4, 1 PCS 1388082-8, 1 PCS 1373568-3.	5
	1388082-8	-	-	1	-	-		• Cover, r.h.	• Kåpa, h		5
6	1215465-4	1	1	1	-	-		• Vacuum bellows	• Vakuumbälg		2
7	1215498-5	2	2	2	-	-		• Compression spring	• Tryckfjäder		4
8	1215425-8	2	2	2	-	-		• Link	• Länk		3
9	1323708-6	-	1	1	-	-		• Coil spring	• Spiralfjäder		3
10	1215429-0	1	1	1	-	-		• Lid	• Lucka		5
11	1215466-2	2	2	2	-	-		• Vacuum bellows	• Vakuumbälg		2
12	1215438-1	2	2	2	-	-		• Clip	• Clips		3
13	1348252-6	-	1	1	-	-		• Heat control valve	• Värmekontrollventil		2
14	1214059-6	-	1	1	-	-		•• Clamp	•• Klamma		3
15	1214060-4	-	1	1	-	-		•• Screw	•• Skruv		2
16	684970-7	-	1	1	-	-		•• Bushing	•• Bussning		3
17	1214970-4	1	1	1	-	-		• Bracket	• Konsol		5
18	955126-8	2	2	2	-	-		• Screw	• Skruv		2
19	1235069-0	1	1	1	-	-		• Control cable	• Reglagewire		3
20	1211599-4	1	1	1	-	-		• Lock spring	• Låsfjäder		2
21	685275-0	1	1	1	-	-		• Bracket, l.h.	• Konsol, v		5
22	685276-8	1	1	1	-	-		• Bracket, r.h.	• Konsol, h		5
☆ 23	969476-1	4	4	4	-	-		• Screw	• Skruv	(955141)	2
24	684807-1	13	-	-	-	-		• Clip	• Clips		3
	1308066-8	-	13	13	-	-		• Spring nut	• Fjädermutter		3
25	1215679-0	4	4	4	-	-		• Clip	• Clips		3
26	1215677-4	-	2	2	-	-		• Gasket	• Packning		3
27	1215677-4	-	2	2	-	-		• Gasket	• Packning		3
28	1215673-3	-	1	1	-	-		• Heat exchanger	• Värmeväxlare		4
29	1234229-1	-	1	1	-	-		•• Tube	•• Rör		5
30	1215675-8	-	1	1	-	-		•• Tube	•• Rör		5
☆ 31	969473-8	4	4	4	-	-		• Screw	• Skruv	(955137)	2
32	1258376-1	1	1	1	-	-		• Bracket	• Konsol		5
33	1215591-7	-	1	1	-	-		• Connector	• Förbindningsstycke		5
34	1234517-9	-	1	1	-	-		• Connecting pipe	• Anslutningsrör		5
35	684347-8	1	1	1	-	-		• Vacuum tank	• Vakuumtank	EXC (T)	5
36	1215591-7	1	1	1	-	-		• Connector	• Förbindningsstycke		5
37	954312-5	X	X	X	-	-		• Bundy pipe	• Bundyrör		2
38	1214462-2	1	1	1	-	-		• Spring	• Fjäder		3
39	191695-6	2	2	2	-	-		• Retaining clip	• Hållare		2

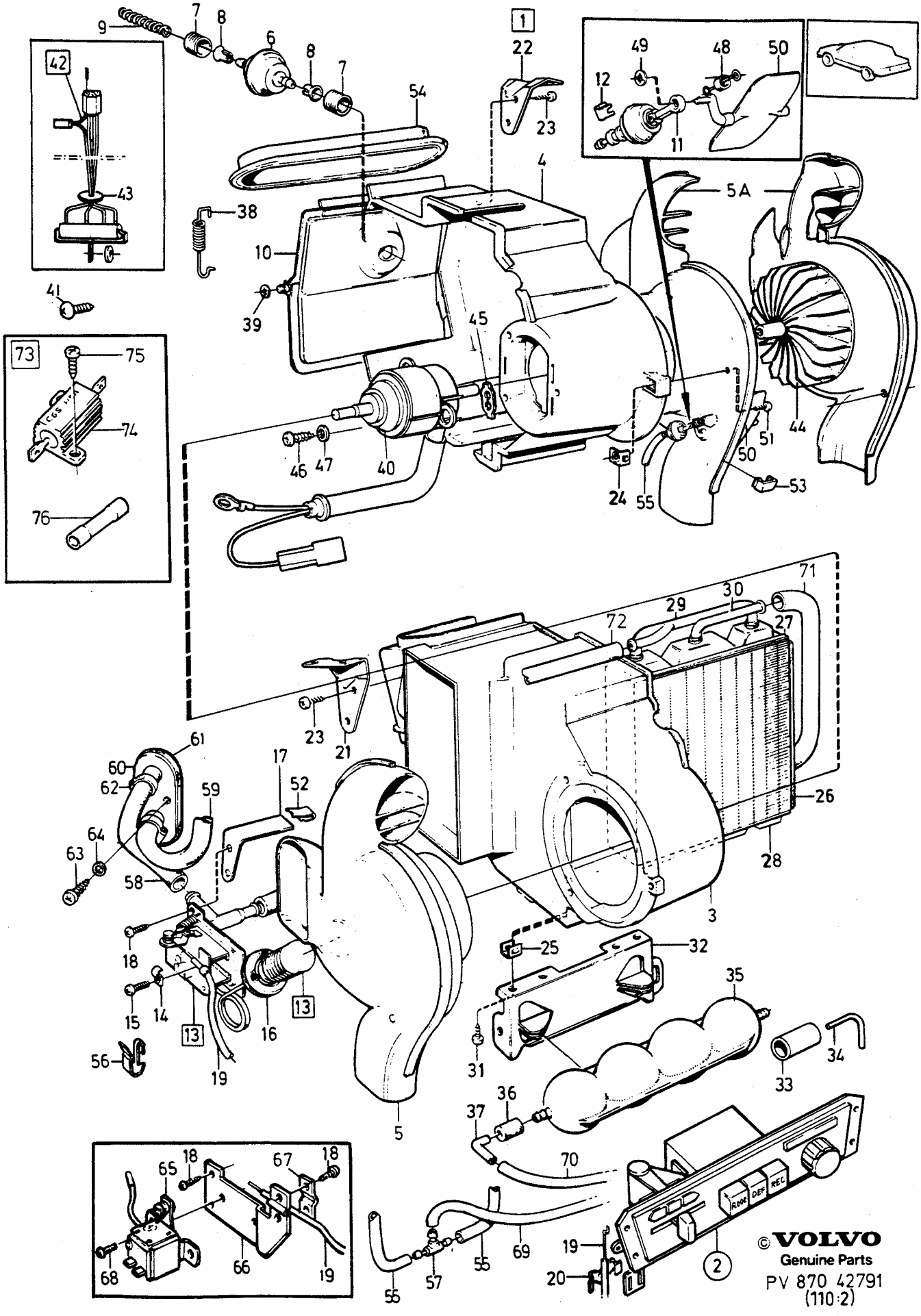

© VOLVO
Genuine Parts

A	1324089
B	1348666, 1370420.
C	1388692
D	
E	

HEATER UNIT — VÄRMEELEMENT

COMBU

Group / Grupp 87

Page / Sida 1159

Fig	Part No. / Artikel nr	Quantity / Antal A	B	C	D	E	PS	Description	Benämning	Notes / Anmärkning	SR
☆ 40	3522248-8	-	1	1	-	-		•Fan motor	•Fläktmotor	(1348688)	3
☆ 41	969278-1	-	14	14	-	-		•Screw	•Skruv	(955138)	2
42	1370240-2	-	1	1	-	-		•Resistor	•Motstånd	(1348689)	3
43	941269-3	-	1	1	-	-		••Rubber bushing	••Gummibussning		2
☆ 44	3522197-7	1	1	1	-	-		•Fan wheel	•Fläkthjul	(686541)	3
☆	3522198-5	1	1	1	-	-		•Fan wheel	•Fläkthjul	(686542)	3
45	686540-6	2	2	2	-	-		•Clamp	•Klamma		3
☆ 46	955144-1	3	3	3	-	-		•Screw	•Skruv		2
47	1323385-3	-	2	-	-	-		•Washer	•Bricka		3
48	1308027-0	2	2	2	-	-		•Spring	•Fjäder		3
49	191695-6	2	2	2	-	-		•Retaining clip	•Hållare		2
	191695-6	2	2	2	-	-		•Retaining clip	•Hållare		2
50	684232-2	2	2	2	-	-		•Shutter	•Spjäll		4
51	955142-5	6	-	14	-	-		•Screw	•Skruv		2
52	1211602-6	1	1	1	-	-		•Clip	•Clips		3
53	948218-3	28	28	28	-	-		•Clip	•Clips		3
54	1308295-3	1	1	1	-	-		•Gasket	•Packning		3
55	943999-3	X	-	X	-	-		•Hose	•Slang		2
56	192248-3	1	1	1	-	-		•Clamp	•Klamma		2
57	687342-6	1	1	1	-	-		•T-pipe	•T-rör		3
58	1215682-4	-	1	1	-	-		•Hose	•Slang		3
59	943368-1	1	-	1	-	-		•Rubber hose	•Gummislang		2
60	1234909-8	-	1	1	-	-		•Grommet	•Genomföring		3
61	461405-3	-	1	1	-	-		•Spacer	•Mellanlägg		3
62	943472-1	-	6	6	-	-		•Hose clamp	•Slangklamma		2
☆ 63	969476-1	2	-	2	-	-		•Screw	•Skruv	(955141)	2
64	960138-6	2	-	2	-	-		•Washer	•Bricka		2
65	3506992-1	1	-	-	-	-		•Thermostat	•Termostat	(1235198)	3
66	1235196-1	1	-	-	-	-		•Bracket	•Konsol		5
67	1235197-9	1	-	-	-	-		•Clamp	•Klamma		3
68	950009-1	2	-	-	-	-		•Screw	•Skruv		2
69		1	-	1	-	-		Hose	Slang	SEE 87•1163	
70		1	-	1	-	-		Hose	Slang	SEE 87•1163	
71	943368-1	1	-	1	-	-		Rubber hose	Gummislang	LG 700	2
72	943368-1	1	-	1	-	-		Rubber hose	Gummislang	LG 565	2
73	1373523-8	1	1	1	-	-		Service kit	Servicesats		3
74	*1373466*	1	1	1	-	-	NS	•Resistor	•Motstånd		3
75	955115-1	2	2	2	-	-		•Screw	•Skruv		2
76	956958-3	2	2	2	-	-		•Splice	•Skarvhylsa		2
	1373905-7	1	1	1	-	-		Service kit Fan motor	Servicesats Fläktmotor		3

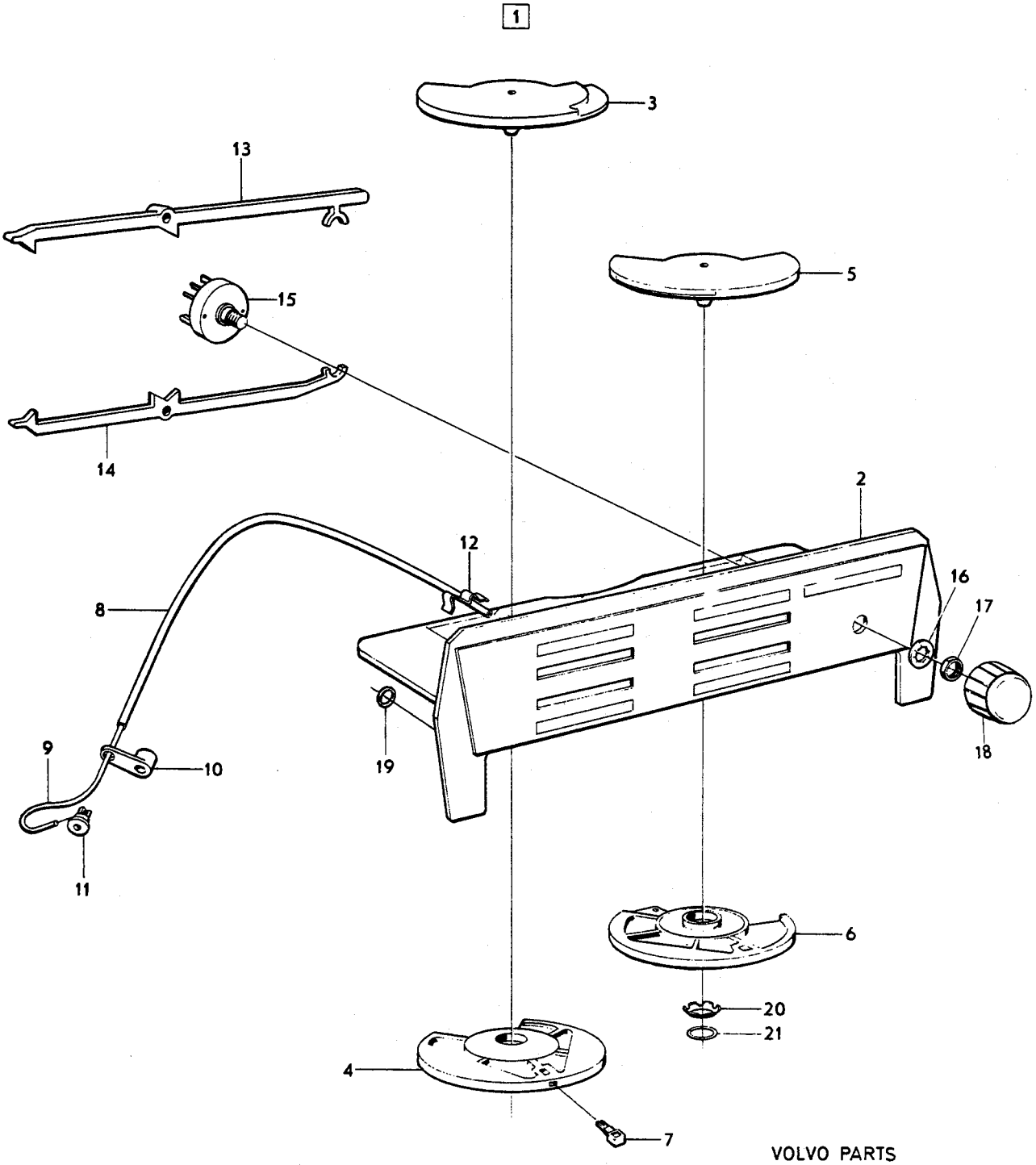

VOLVO PARTS
1 090 23510
(110:3)

A
B
C
D
E

HEATER CONTROLS — VÄRMEREGLAGE

Group / Grupp 87

Page / Sida 1161

W/O COMBU

Fig	Part No. Artikel nr	Quantity /Antal A	B	C	D	E	PS	Description	Benämning	Notes Anmärkning	SR
1	1234348-9	1	-	-	-	-		Heater control	Värmereglage		5
2		1	-	-	-	-	NS	•Control panel	•Reglagepanel		
3	1211659-6	1	-	-	-	-		•Thumb wheel temperature	•Ratt temperatur		3
4	1211660-4	1	-	-	-	-		•Thumb wheel air mix	•Ratt luftblandning		3
5	1211661-2	1	-	-	-	-		•Thumb wheel defroster	•Ratt defroster		3
6	1211662-0	1	-	-	-	-		•Thumb wheel floor	•Ratt golv		3
7	1211311-4	4	-	-	-	-		•Button	•Knapp	EXC (F)	3
8	88783-6	X	-	-	-	-		•Outer casing	•Hölje		2
9	1566540-9	X	-	-	-	-		•Cable	•Wire		3
10	1215989-3	3	-	-	-	-		•Crank	•Vev		4
11	1211290-0	3	-	-	-	-		•Wire retainer	•Trådhållare		3
12	1211599-4	4	-	-	-	-		•Lock spring	•Låsfjäder		2
13	1608178-8	1	-	-	-	-		•Light guide	•Ljusledare	(1307856)	4
14	1307855-5	1	-	-	-	-		•Light guide	•Ljusledare		4
15	1210190-3	1	-	-	-	-		•Switch fan	•Strömställare fläkt		2
16	940109-2	1	-	-	-	-		•Lock washer	•Låsbricka		2
17	1212859-1	1	-	-	-	-		•Nut	•Mutter		2
18	1259480-0	1	-	-	-	-		•Knob	•Knopp		3
19	944602-2	4	-	-	-	-		•Lock washer	•Låsbricka		2
20	676522-6	2	-	-	-	-		•Spring washer	•Fjäderbricka		2
21	943407-7	2	-	-	-	-		•Retaining clip	•Hållare		2

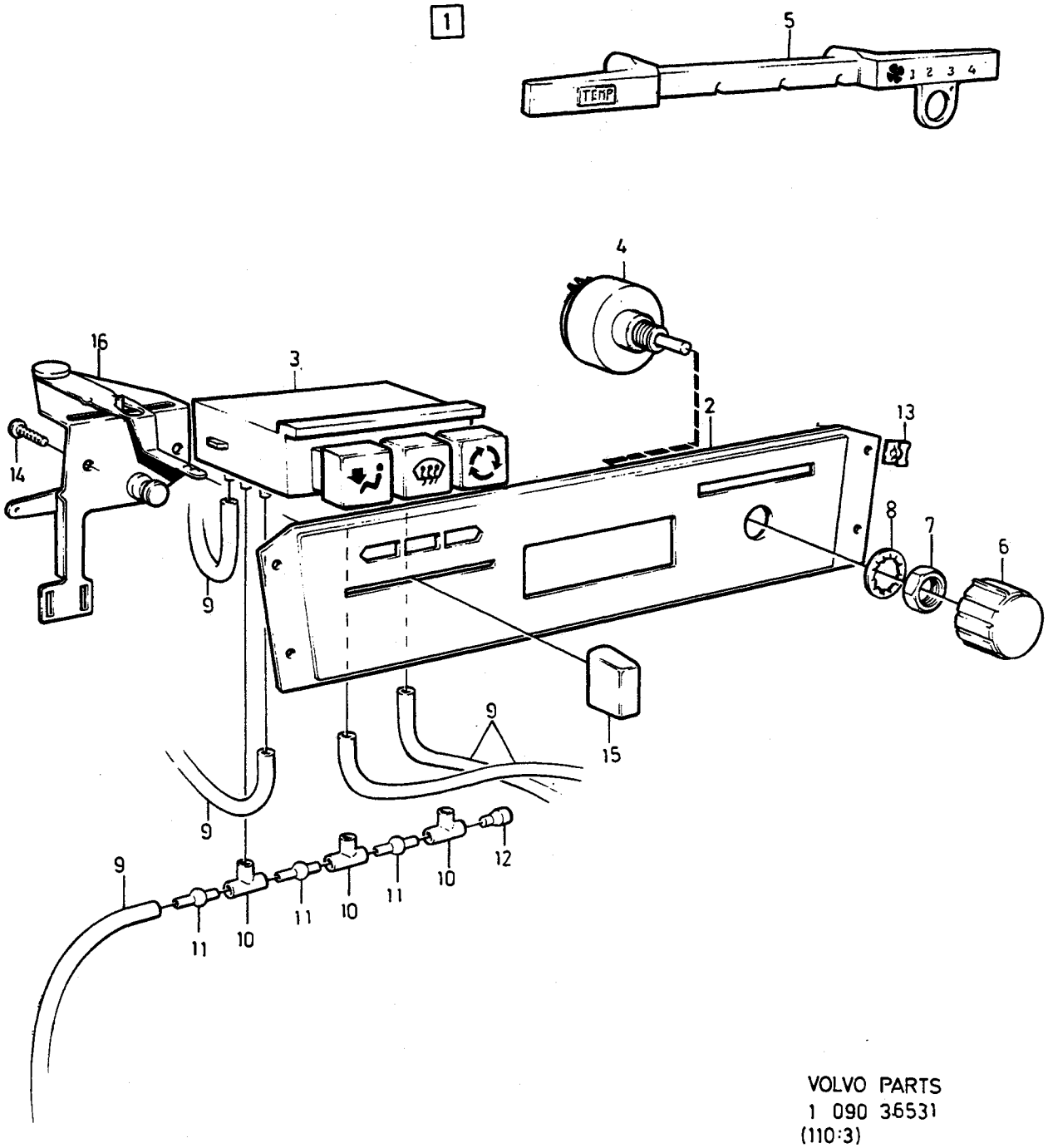

VOLVO PARTS
1 090 36531
(110:3)

A
B
C
D
E

HEATER CONTROLS — VÄRMEREGLAGE

Group / Grupp 87

Page / Sida 1163

COMBU

Fig	Part No. Artikel nr	Quantity /Antal A	B	C	D	E	P S	Description	Benämning	Notes Anmärkning	S R
1		1	-	-	-	-	NS	Heater control	Värmereglage		
2	1307865-4	1	-	-	-	-		• Bracket	• Konsol		5
3	1347690-8	1	-	-	-	-		• Control panel	• Manöverpanel		4
4	1323849-8	1	-	-	-	-		• Switch	• Strömställare		3
5	1362002-6	1	-	-	-	-		• Light guide	• Ljusledare		4
6	1259480-0	1	-	-	-	-		• Knob	• Knopp		3
7	1212859-1	1	-	-	-	-		• Nut	• Mutter		2
8	940109-2	1	-	-	-	-		• Lock washer	• Låsbricka		2
9	943999-3	X	-	-	-	-		• Hose	• Slang		2
10	1210204-2	3	-	-	-	-		• T-pipe	• T-rör		3
11	1211596-0	3	-	-	-	-		• Nipple	• Nippel		3
12	1215164-3	1	-	-	-	-		• Plug	• Plugg		3
13	941387-3	4	-	-	-	-		• Spring nut	• Fjädermutter		2
14	956060-8	2	-	-	-	-		• Screw	• Skruv		2
15	1370187-5	1	-	-	-	-		• Knob	• Knopp	(1234765)	3
16	1234606-0	1	-	-	-	-		• Control	• Reglage		5

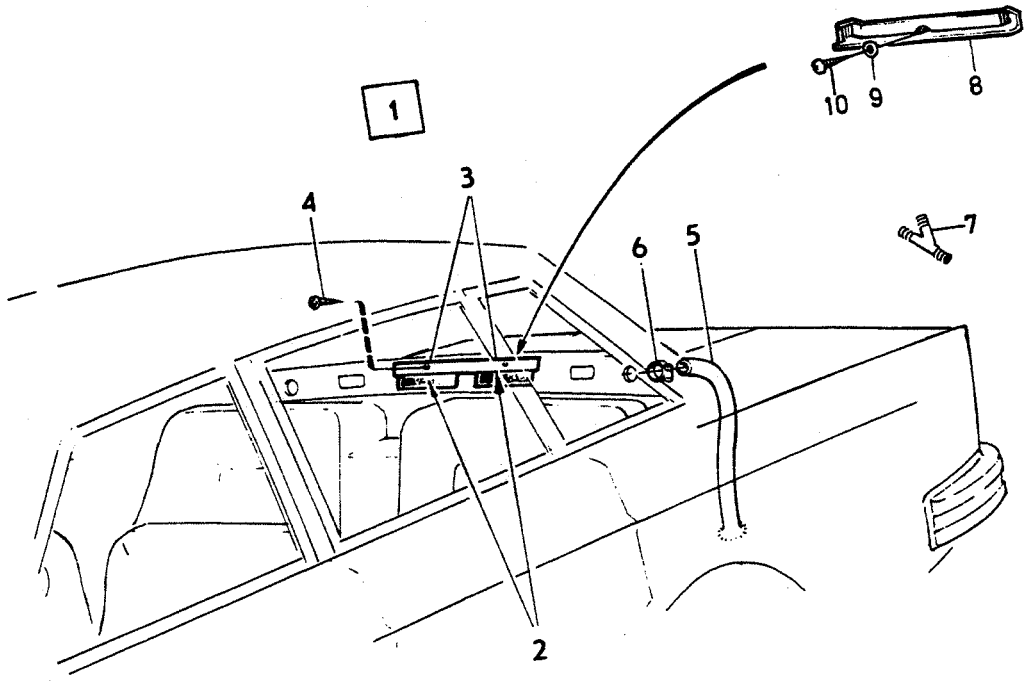
1
2
3
4
5
6
7
8
9
10

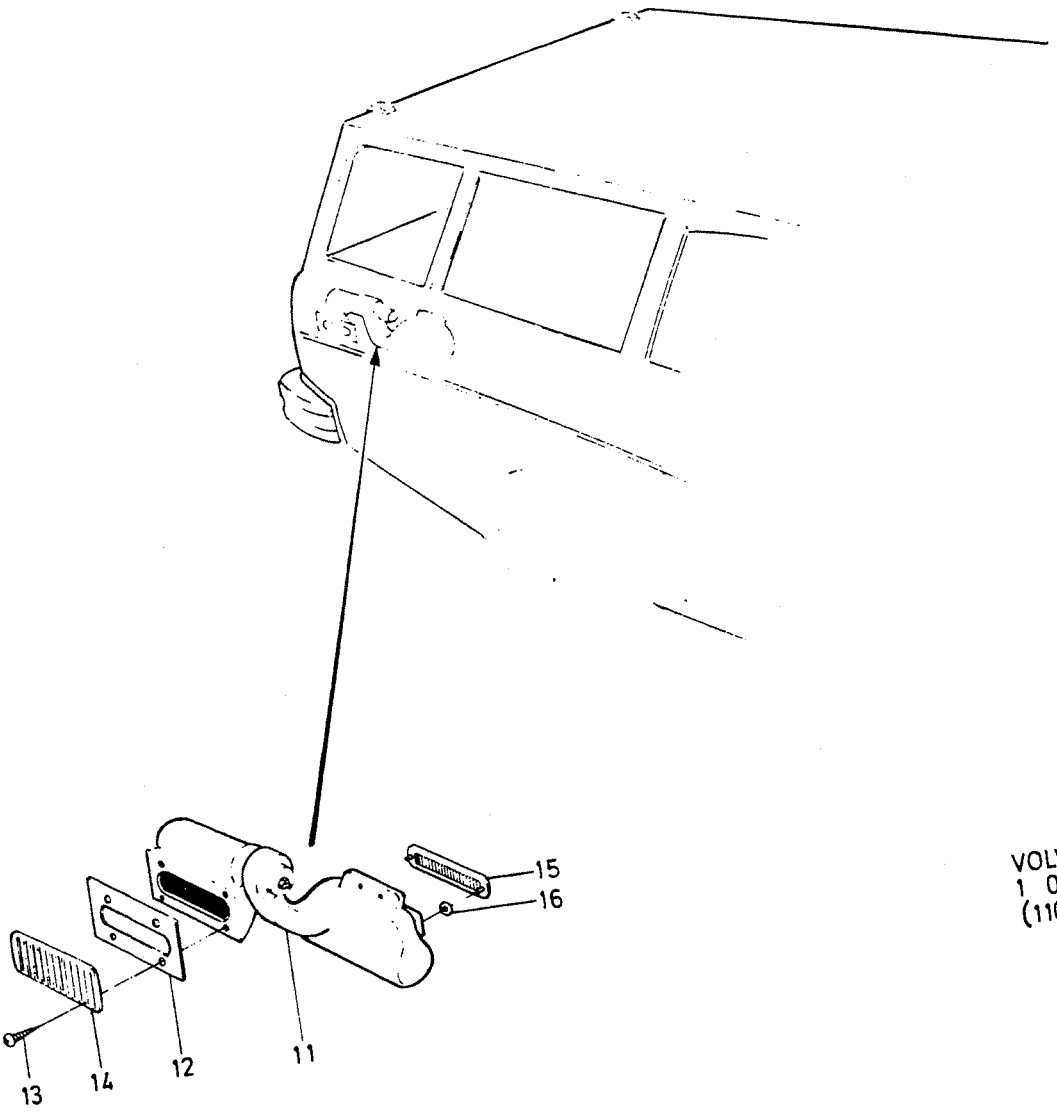
11
12
13
14
15
16

A	4DRS	AIR NOZZLES LUFTUTSLÄPP	Group Grupp 87
B	5DRS		Page Sida 1165
C			
D			
E			

Fig	Part No. Artikel nr	Quantity /Antal A	B	C	D	E	PS	Description	Benämning	Notes Anmärkning	SR
1	*1214180*	1	-	-	-	-	OP	Non-return valve	Backventil		5
2		2	-	-	-	-	NS	•Valve	•Ventil		
3		1	-	-	-	-	NS	•Retainer	•Hållare		
☆ 4	969278-1	2	-	-	-	-		Screw	Skruv	(955138)	2
5	943519-9	X	-	-	-	-		Plastic hose	Plastslang	LG 600 S.R 2X300	2
	943519-9	X	-	-	-	-		Plastic hose	Plastslang	LG 1200 W/O S.R 2X600	2
6	943474-7	2	-	-	-	-		Hose clamp	Slangklamma		2
7	685975-5	1	-	-	-	-		Hose connection	Slanganslutning	S.R	2
8		1	-	-	-	-	NS	Baffle	Stänkskydd		
9	960138-6	3	-	-	-	-		Washer	Bricka		2
☆ 10	969278-1	3	-	-	-	-		Screw	Skruv	(955138)	2
11	683933-6	-	1	-	-	-		Air duct	Luftkanal		5
12	684644-8	-	1	-	-	-		•Gasket	•Packning		3
13	965168-8	-	5	-	-	-		Screw	Skruv		2
14	3522732-1	-	1	-	-	-		Louvre	Galler	(1348262)	4
15	686103-3	-	1	-	-	-		Louvre, black	Galler, svart		4
	1246112-5	-	1	-	-	-		Louvre, blue	Galler, blå		4
	1246111-7	-	1	-	-	-		Louvre, beige	Galler, beige		4
	1246110-9	-	1	-	-	-		Louvre, grey	Galler, grå	1985	4
	1246109-1	-	1	-	-	-		Louvre, brown	Galler, brun		4
16	92397-9	-	2	-	-	-		Lock washer	Låsbricka		2

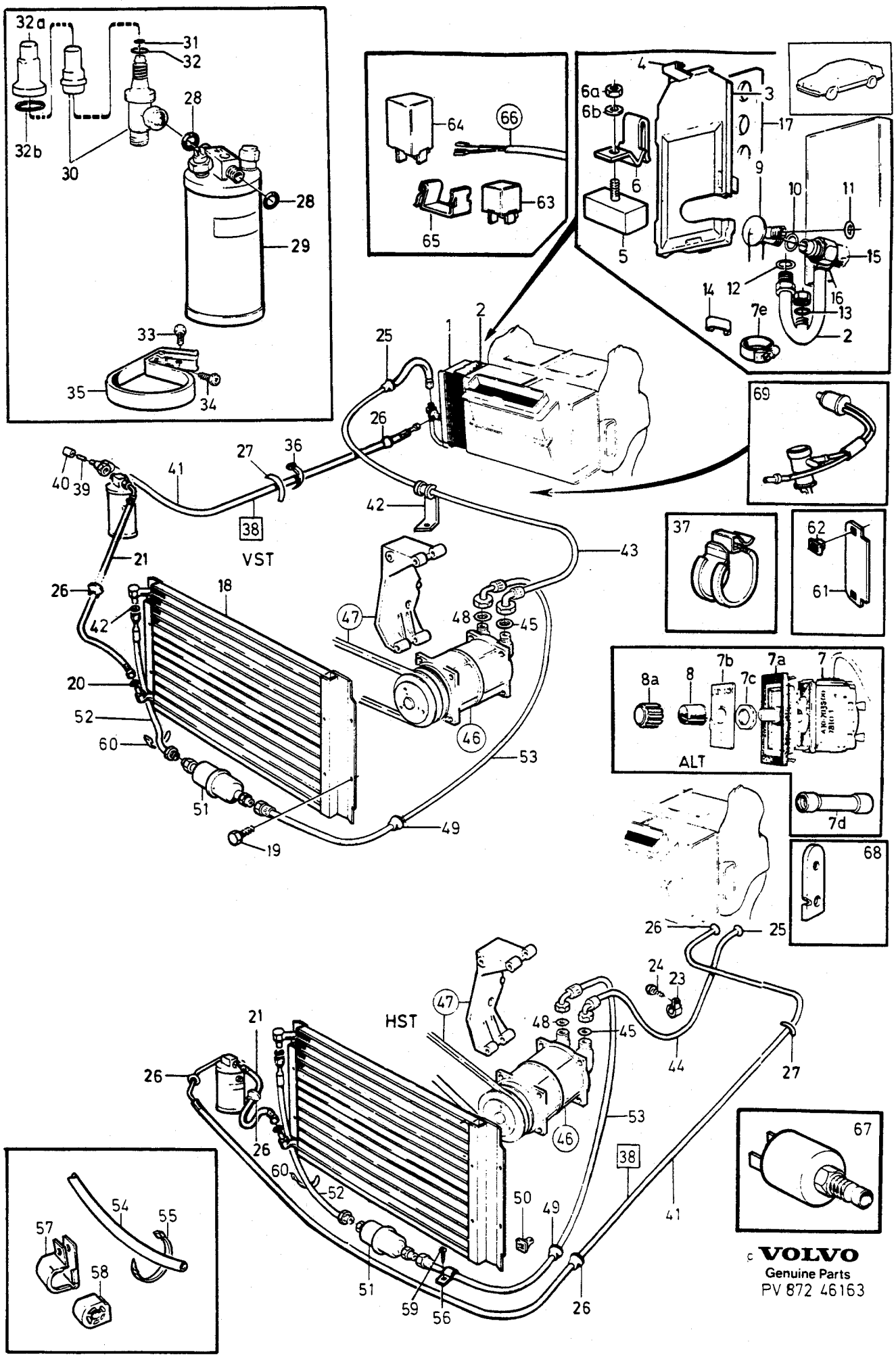

© VOLVO
Genuine Parts
PV 872 46163

A	L.H.D
B	R.H.D
C	
D	
E	

AIR CONDITIONING — LUFTKONDITIONERING

4 CYL

Group / Grupp 87

Page / Sida 1167

Fig	Part No. / Artikel nr	Quantity / Antal A	B	C	D	E	PS	Description	Benämning	Notes / Anmärkning	SR
1	1214851-6	1	1	-	-	-		Evaporator	Evaporator		5
2	1215736-8	1	1	-	-	-		Gasket	Packning		5
3		1	1	-	-	-	NS	Cover	Lock		
	1234810-8	1	1	-	-	-		• Cover	• Lock		5
☆	3522558-0	X	X	-	-	-		• Sealant	• Tätningsmedel	(1373897) LG 410 mm	6
4	1211604-2	3	3	-	-	-		Clip	Clips		3
☆ 5	1697753-0	1	1	-	-	-		Thermostat	Termostat	(1575612) ALTER 1	3
6		1	1	-	-	-	NS	Clamp	Klamma	ALTER 1	
6a	1214057-0	1	1	-	-	-		Nut	Mutter	ALTER 1	2
6b	120164-9	1	1	-	-	-		Washer	Bricka	ALTER 1	2
● 7	1323460-4	1	1	-	-	-		Thermostat	Termostat	ALTER 2	2
7a	1258212-8	1	1	-	-	-		Housing	Hus	ALTER 2	5
7b	1258213-6	1	1	-	-	-		Washer	Bricka	ALTER 2	5
7c	1258211-0	1	1	-	-	-		Nut	Mutter	ALTER 2	2
7d	956956-7	1	1	-	-	-		Splice	Skarvhylsa	ALTER 2	2
7e	943472-1	2	2	-	-	-		Hose clamp	Slangklamma	ALTER 2	2
● 8	1258214-4	1	1	-	-	-		Thumb wheel	Ratt	-1985	3
8a	1370417-6	1	1	-	-	-		Knob	Knopp	1986-	3
☆ 9	3522250-4	1	1	-	-	-		Expansion valve	Expansionsventil	(1258659)	5
☆ 10	3522589-5	1	1	-	-	-		O-ring	O-ring		5
☆ 11	3522588-7	1	1	-	-	-		O-ring	O-ring		5
☆ 12	3522591-1	1	1	-	-	-		O-ring	O-ring		5
☆ 13	3522587-9	1	1	-	-	-		O-ring	O-ring		5
14	684281-9	1	1	-	-	-		Clamp	Klamma		5
☆ 15	3522558-0	X	X	-	-	-		Sealant	Tätningsmedel	(1373897) LG 2600 mm	6
16	1277210-9	X	X	-	-	-		Butyl tape	Butyltejp	LG 320	2
17	1308944-6	1	1	-	-	-		Gasket	Packning		5
18	1259556-7	1	1	-	-	-		Condenser	Kondensor		5
19	965394-0	4	4	-	-	-		Screw	Skruv		2
☆ 20	3522588-7	1	1	-	-	-		O-ring	O-ring		5
21	1388326-9	1	1	-	-	-		Hose	Slang	(1373914)	5
23	952636-9	-	1	-	-	-		Clamp	Klamma		2
24	190666-8	-	1	-	-	-		Screw	Skruv	LG 13	2
25	1215268-2	1	1	-	-	-		Rubber bushing	Gummibussning		5
26	686355-9	2	4	-	-	-		Rubber bushing	Gummibussning		5
27	679754-2	X	X	-	-	-		Edge protection moulding	Kantskyddslist	LG 95	2
● ☆ 28	3522588-7	2	2	-	-	-		O-ring	O-ring		5
29	1370235-2	1	1	-	-	-		Air drier	Lufttorkare	(1308722)	5
30	3513478-2	1	1	-	-	-		Connector	Anslutning	4DRS CH 152479- 5DRS CH 665454-	5
☆ 31	3522587-9	1	1	-	-	-		• O-ring	• O-ring		5
☆ 32	3522588-7	1	1	-	-	-		• O-ring	• O-ring		5
● 32a	3513480-8	1	1	-	-	-		Sleeve	Hylsa		5
☆ 32b	3522592-9	1	1	-	-	-		O-ring	O-ring		5
33	946485-0	1	1	-	-	-		Screw	Skruv	LG 16,0	2
34	960862-1	1	1	-	-	-		Screw	Skruv	LG 9,5	2
35	1259841-3	1	1	-	-	-		Bracket	Konsol		5
36	948211-8	1	-	-	-	-		Strip clamp	Bandklamma		2
37	*1323670*	1	1	-	-	-	OP	Retaining clip	Hållare		5
38	1362200-6	1	-	-	-	-		Hose	Slang	4DRS CH -152478 5DRS CH -665453	5
	1362194-1	-	1	-	-	-		Hose	Slang	4DRS CH -152478 5DRS CH -665453	5
39	1215458-9	1	1	-	-	-		• Valve	• Ventil		5
40	1215459-7	1	1	-	-	-		• Cap	• Hatt		5
41	1370484-6	1	-	-	-	-		Hose	Slang	4DRS CH 152479- 5DRS CH 665454-	4
	1370530-6	-	1	-	-	-		Hose	Slang	4DRS CH 152479- 5DRS CH 1665454-	4
42	1234694-6	1	-	-	-	-		Clamp	Klamma		5
43	1347730-2	1	-	-	-	-		Hose	Slang		5
44	1347731-0	-	1	-	-	-		Hose	Slang		5

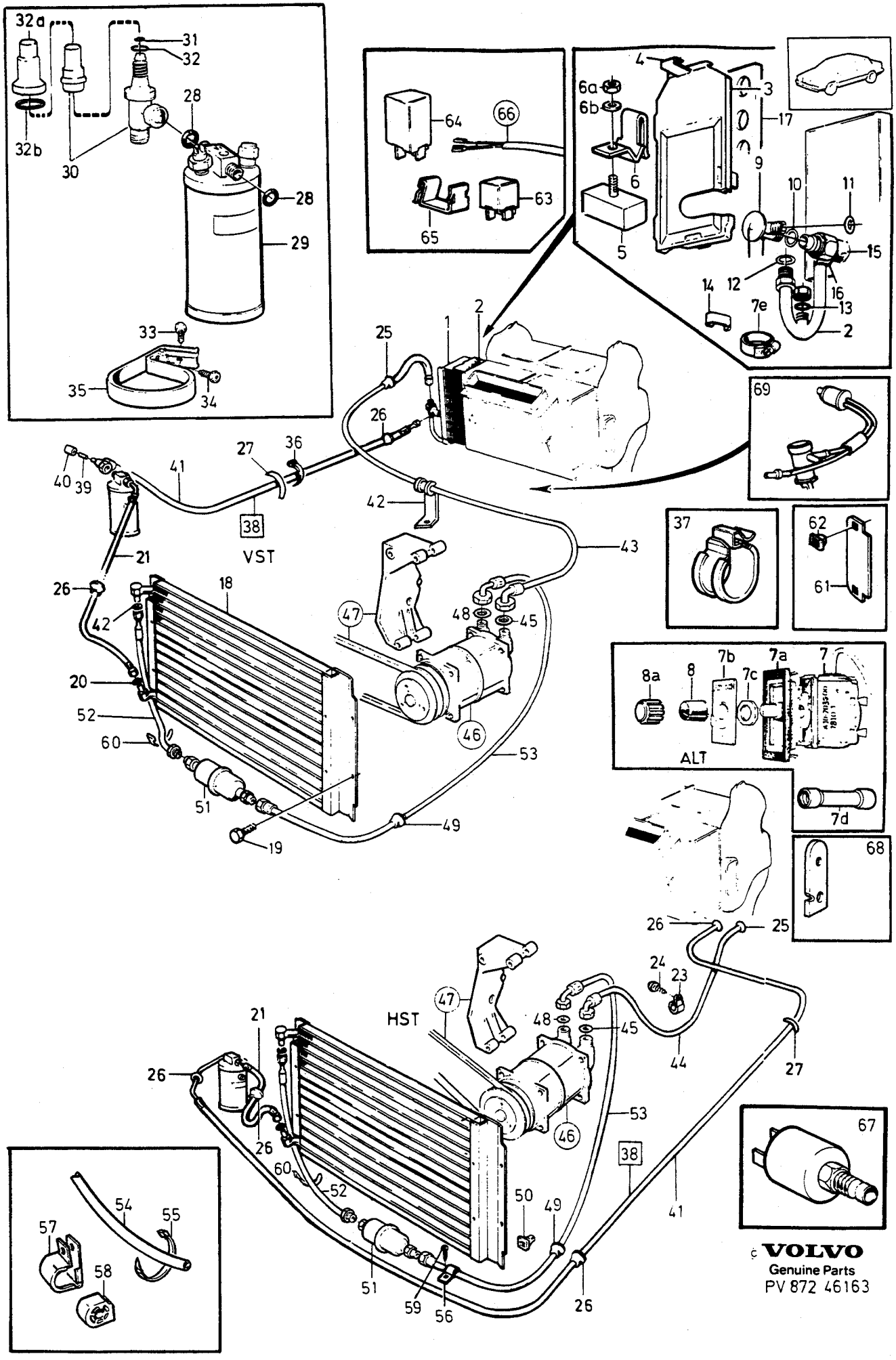

© VOLVO
Genuine Parts
PV 872 46163

A L.H.D
B R.H.D
C
D
E

AIR CONDITIONING — LUFTKONDITIONERING

Group / Grupp 87

Page / Sida 1169

4CYL

Fig	Part No. / Artikel nr	Quantity / Antal A	B	C	D	E	PS	Description	Benämning	Notes / Anmärkning	SR
☆ 45	3522590-3	1	1	-	-	-		O-ring	O-ring		5
46		1	1	-	-	-		Compressor •SEE 87•1179	Kompressor •SEE 87•1179		
47		1	1	-	-	-		Compressor mountings compressor drive •SEE 87•1179	Kompressorupphängning Kompressordrivning •SEE 87•1179		
☆ 48	3522589-5	2	2	-	-	-		O-ring	O-ring		5
49	686356-7	1	1	-	-	-		Rubber plug	Gummipropp		5
50	1307803-5	4	4	-	-	-		Nut	Mutter		5
51	1388647-8	1	1	-	-	-		Silencer	Ljuddämpare		5
52	1362162-8	1	1	-	-	-		Hose	Slang	-1985	5
	1395676-8	1	1	-	-	-		Hose	Slang	(1373908) 1986-	4
☆ 53	3522585-3	1	1	-	-	-		Hose	Slang		5
54	948248-0	-	X	-	-	-		Hose	Slang	LG 1600	2
55	948211-8	1	1	-	-	-		Strip clamp	Bandklamma		2
56	952633-6	-	1	-	-	-		Clamp	Klamma	-1985	2
57	3514873-3	-	1	-	-	-		Clamp	Klamma	1986- (1370039)	5
58	1348244-3	-	1	-	-	-		Bushing	Bussning	1986-	4
59	958236-2	-	1	-	-	-		Screw	Skruv	-1985	2
	947243-2	-	1	-	-	-		Screw	Skruv	1986-	2
60	1246094-5	2	2	-	-	-		Strip clamp	Bandklamma		2
61	1234217-6	1	1	-	-	-		Cover plate	Täckplatta		2
62	1264991-9	2	2	-	-	-		Nut	Mutter		3
63	1324492-6	1	1	-	-	-		Relay	Relä		2
64	1307064-4	1	1	-	-	-		Control unit	Styrenhet		5
65	1212957-3	1	1	-	-	-		Clip	Clips		2
66		1	1	-	-	-		Cable harness	Kabelmatta	SEE 87•1167	
67	1266026-2	-	1	-	-	-		Solenoid valve	Magnetventil	(T)	2
68		1	1	-	-	-	NS	Bracket	Konsol		
69		1	1	-	-	-		Idling compensation	Tomgångskompensering	B230A	
		1	1	-	-	-		Idling compensation	Tomgångskompensering	SEE 87•1191 B200K	
		1	1	-	-	-		Idling compensation	Tomgångskompensering	SEE 87•1193 B230K	
		1	1	-	-	-		Idling compensation	Tomgångskompensering	SEE 87•1195 B200, B230 F.I	
		1	1	-	-	-		Electric fan	Elfläkt	SEE 87•1197 SEE 26•331	
	1333992-4	1	1	-	-	-		Air conditioning unit kit	Luftkonditioneringssats	- 1986 EXC (AUS)	3
	1388202	-	1	-	-	-	OP	Air conditioning unit kit B230F	Luftkonditioneringssats B230F	- 1986 (AUS)	5
	1395578-6	1	-	-	-	-		Air conditioning unit kit	Luftkonditioneringssats	1) 1987 EXC (AUS)	3
		-	1	-	-	-	NS	Air conditioning unit kit B230F	Luftkonditioneringssats B230F	1) 1987- ECX (AUS)	
	1395581-0	1	-	-	-	-		Mounting kit	Monteringssats	1) 1987	3
	1333995-7	1	-	-	-	-		Mounting kit	Monteringssats	2)	3
	1333993-2	1	-	-	-	-		Mounting kit	Monteringssats	1) - 1986	3
		-	1	-	-	-	NS	Mounting kit	Monteringssats		

1) For vehicles with servo. / För vagnar utrustade med servo.
2) For vehicles without servo. / För vagnar ej utrustade med servo.

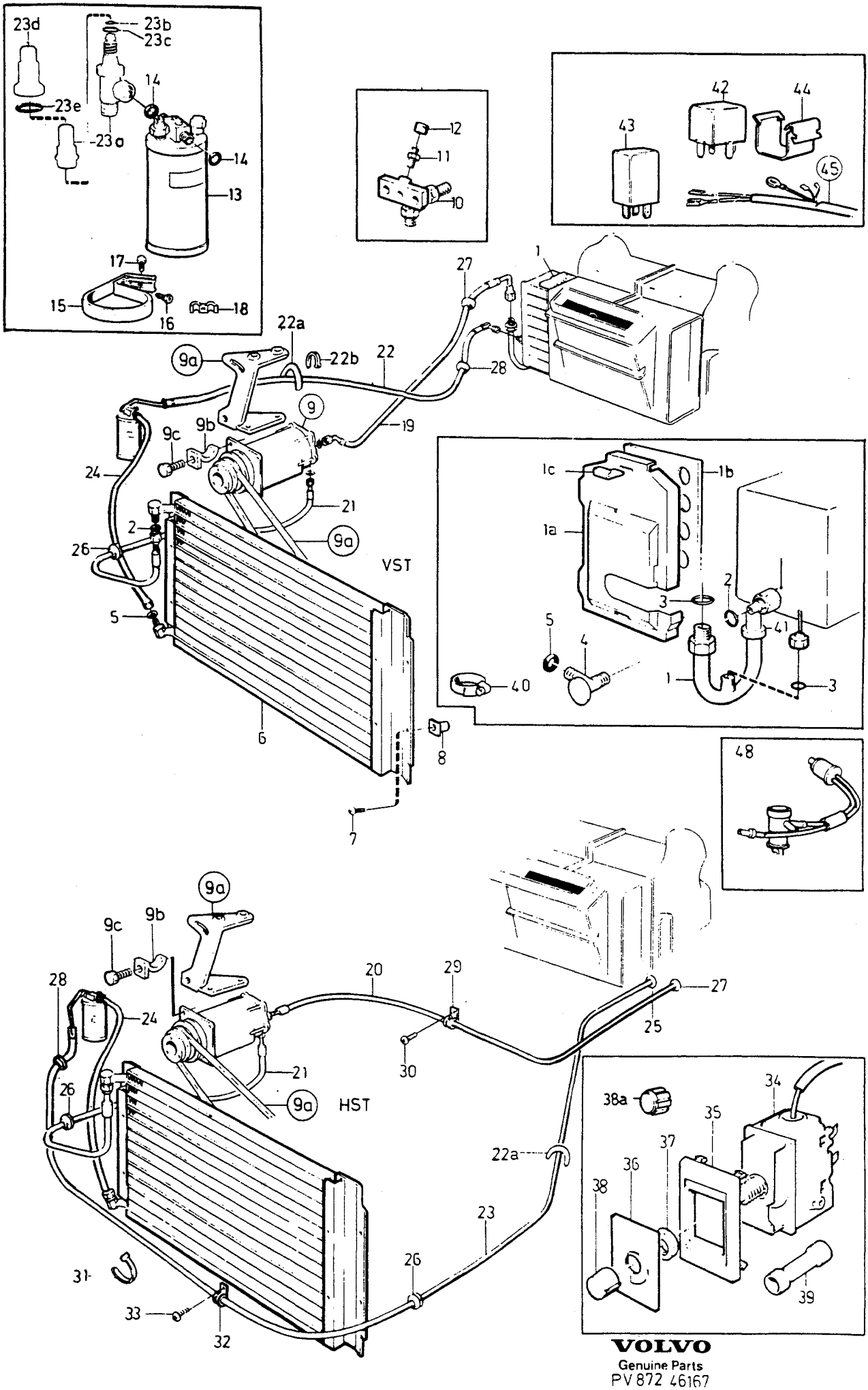

VOLVO
Genuine Parts
PV 872 46167

A	L.H.D
B	R.H.D
C	
D	
E	

AIR CONDITIONING — LUFTKONDITIONERING

Group / Grupp 87

Page / Sida 1171

6CYL

Fig	Part No. / Artikel nr	Quantity / Antal A	B	C	D	E	PS	Description	Benämning	Notes / Anmärkning	SR
1	1214851-6	1	1	-	-	-		Evaporator	Evaporator		5
1a	1234810-8	1	1	-	-	-		Cover	Lock		5
1b	1308944-6	1	1	-	-	-		Gasket	Packning		5
1c	1211604-2	1	1	-	-	-		Clip	Clips		3
☆ 2	3522589-5	1	1	-	-	-		O-ring	O-ring		5
☆ 3	3522591-1	1	1	-	-	-		O-ring	O-ring		5
☆ 4	3522250-4	1	1	-	-	-		Expansion valve	Expansionsventil	(1215025)	5
☆ 5	3522588-7	1	1	-	-	-		O-ring	O-ring		5
6	1259556-7	1	1	-	-	-		Condenser	Kondensor		5
7	965394-0	4	4	-	-	-		Screw	Skruv		2
● 8	1307803-5	4	4	-	-	-		Nut	Mutter		5
9		1	-	-	-	-		Compressor •SEE 87•1181	Kompressor •SEE 87•1181		
9a		1	-	-	-	-		Compressor mountings compressor drive •SEE 87•1181	Kompressorupphängning Kompressordrivning •SEE 87•1181		
● 9b	464318-5	1	-	-	-	-		Retaining clip	Hållare		5
9c	940199-3	1	-	-	-	-		Screw	Skruv		2
10	1259846-2	1	1	-	-	-		Connector	Anslutning		5
11	1215458-9	1	1	-	-	-		Valve	Ventil		5
12	1215459-7	1	1	-	-	-		Cap	Hatt		5
13	1370235-2	1	1	-	-	-		Air drier	Lufttorkare	(1308722)	5
☆ 14	3522588-7	2	2	-	-	-		O-ring	O-ring		5
15	1259841-3	1	1	-	-	-		Bracket	Konsol		5
16	960862-1	1	1	-	-	-		Screw	Skruv		2
17	946485-0	1	1	-	-	-		Screw	Skruv		2
18	1255989-4	1	1	-	-	-		Spring nut	Fjädermutter		2
19	1235210-0	1	-	-	-	-		Hose	Slang		5
20	1235207-6	-	1	-	-	-		Hose	Slang		5
21	1215005-8	1	1	-	-	-		Hose	Slang		5
22	1307801-9	1	-	-	-	-		Hose	Slang	4DRS CH -122478 5DRS CH -665453	5
	1370484-6	1	-	-	-	-		Hose	Slang	4DRS CH 122479- 5DRS CH 665454-	4
22a	679754-2	X	X	-	-	-		Edge protection moulding	Kantskyddslist	LG 95	2
22b	948211-8	1	-	-	-	-		Strip clamp	Bandklamma		2
● 23	1307802-7	-	1	-	-	-		Hose	Slang	4DRS CH -122478 5DRS CH -665453	5
	1370530-6	-	1	-	-	-		Hose	Slang	4DRS CH 122479- 5DRS CH 665454-	4
23a	3513478-2	1	1	-	-	-		Connector	Anslutning	4DRS CH 122479- 5DRS CH 665454-	5
☆ 23b	3522587-9	1	1	-	-	-		•O-ring	•O-ring		5
☆ 23c	3522588-7	1	1	-	-	-		•O-ring	•O-ring		5
23d	3513480-8	1	1	-	-	-		Sleeve	Hylsa		5
☆ 23e	3522592-9	1	1	-	-	-		O-ring	O-ring		5
24	1388326-9	1	1	-	-	-		Hose	Slang	(1373914)	5
25	686355-9	-	1	-	-	-		Rubber bushing	Gummibussning		5
26	686356-7	1	2	-	-	-		Rubber plug	Gummipropp		5
27	1215268-2	1	1	-	-	-		Rubber bushing	Gummibussning		5
28	686355-9	1	1	-	-	-		Rubber bushing	Gummibussning		5
29		1	1	-	-	-	NS	Clamp	Klamma		
☆ 30	969278-1	1	1	-	-	-		Screw	Skruv	(955138)	2
31	1246094-5	-	1	-	-	-		Strip clamp	Bandklamma		2
32	952633-6	-	1	-	-	-		Clamp	Klamma		2
33	958236-2	-	1	-	-	-		Screw	Skruv		2
34	1323460-4	1	1	-	-	-		Thermostat	Termostat		2
35	1258212-8	1	1	-	-	-		Housing	Hus		5
36	1258213-6	1	1	-	-	-		Washer	Bricka		5
37	1258211-0	1	1	-	-	-		Nut	Mutter		2
38	1258214-4	1	1	-	-	-		Thumb wheel	Ratt	-1985	3
38a	1370417-6	1	1	-	-	-		Knob	Knopp	1986-	3

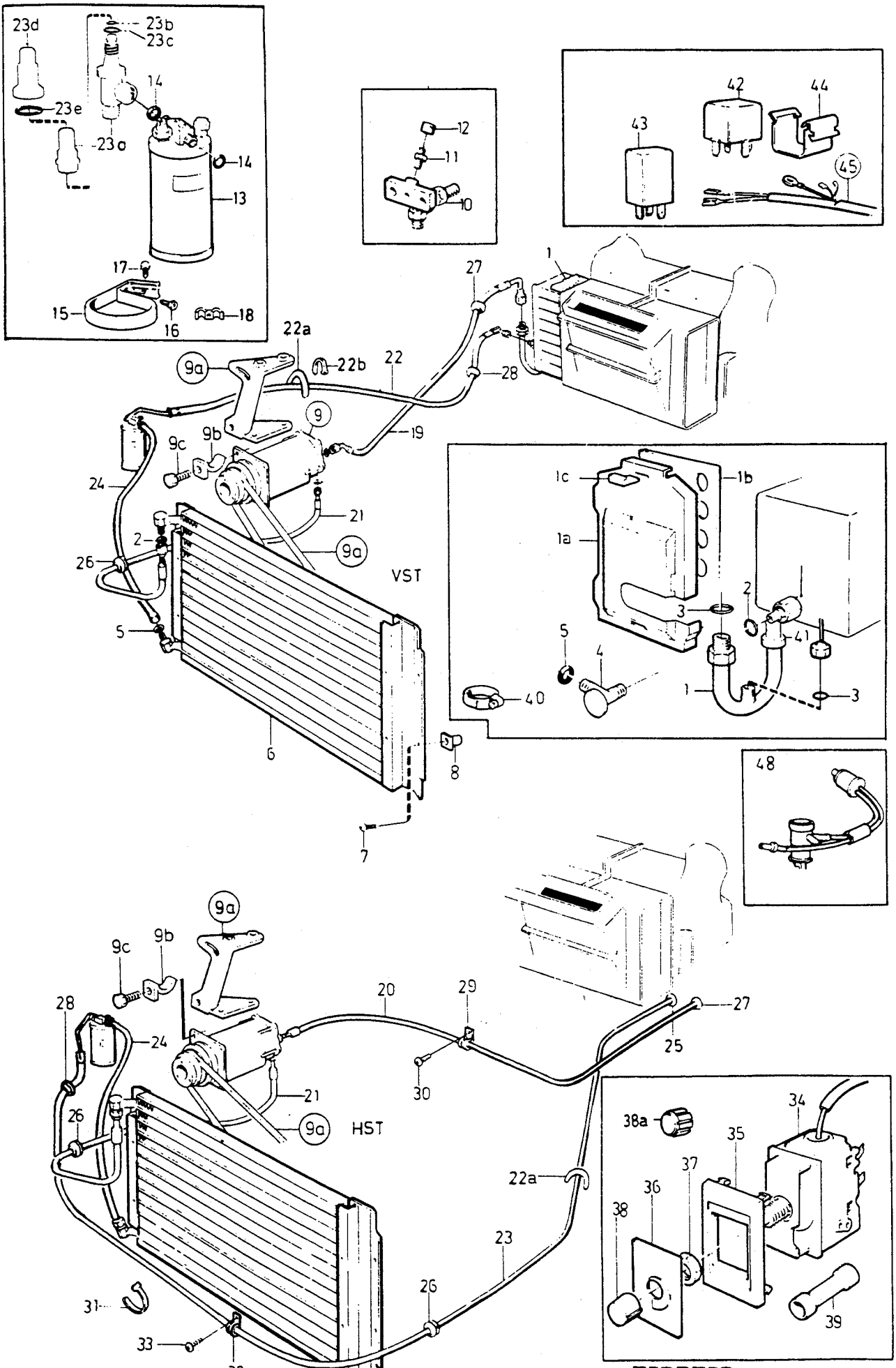

VOLVO

Genuine Parts

PV 872 46167

A	L.H.D
B	R.H.D
C	
D	
E	

AIR CONDITIONING — LUFTKONDITIONERING

6CYL

Group / Grupp 87

Page / Sida 1173

Fig	Part No. / Artikel nr	Quantity /Antal A	B	C	D	E	PS	Description	Benämning	Notes / Anmärkning	SR
39	956956-7	1	1	-	-	-		Splice	Skarvhylsa		2
40	943472-1	2	2	-	-	-		Hose clamp	Slangklamma		2
☆ 41	3522558-0	X	X	-	-	-		Sealant	Tätningsmedel	(1373897) LG 550 mm	6
42	1324492-6	1	1	-	-	-		Relay	Relä		2
43	1363449-8	1	1	-	-	-		Control unit	Styrenhet	(1307064)	5
44	1212957-3	1	1	-	-	-		Clip	Clips		2
45		1	1	-	-	-		Cable harness	Kabelmatta	SEE **37**•495	
46		1	1	-	-	-		Idling compensation	Tomgångskompensering	SEE **87**•1199	
		-	-	-	-	-		Electric fan	Elfläkt	SEE **26**•331	

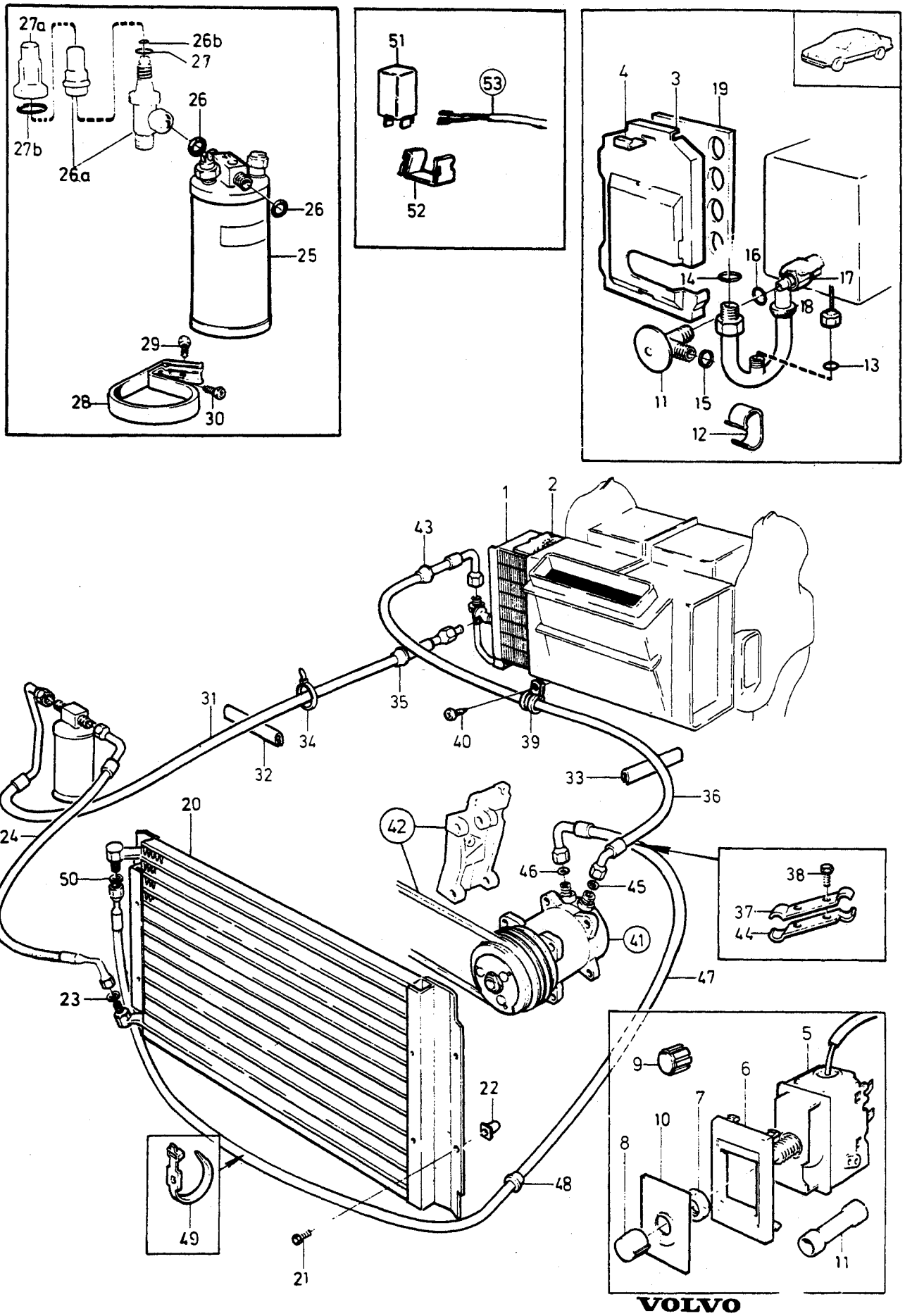

VOLVO
Genuine Parts
PV 872 46178

A
B
C
D
E

AIR CONDITIONING — LUFTKONDITIONERING

Group / Grupp 87

Page / Sida 1175

DSL

Fig	Part No. / Artikel nr	Quantity /Antal A	B	C	D	E	PS	Description	Benämning	Notes / Anmärkning	SR
1	1214851-6	1	-	-	-	-		Evaporator	Evaporator		5
2	1215736-8	1	-	-	-	-		Gasket	Packning		5
3		1	-	-	-	-		Cover	Lock		
	1234810-8	1	-	-	-	-		•Cover	•Lock		5
☆	3522558-0	X	-	-	-	-		•Sealant	•Tätningsmedel	(1373897) LG 410 mm	6
4	1211604-2	3	-	-	-	-		Clip	Clips		3
5	1323460-4	1	-	-	-	-		Thermostat	Termostat		2
6	1258212-8	1	-	-	-	-		Housing	Hus		5
7	1258211-0	1	-	-	-	-		Nut	Mutter		2
8	1258214-4	1	-	-	-	-		Thumb wheel	Ratt	-1985	3
9	1370417-6	1	-	-	-	-		Knob	Knopp	1986-	3
10	1258213-6	1	-	-	-	-		Washer	Bricka		5
☆ 11	3522250-4	1	-	-	-	-		Expansion valve	Expansionsventil	(1258659)	5
12	684281-9	1	-	-	-	-		Clamp	Klamma		5
☆ 13	3522587-9	1	-	-	-	-		O-ring	O-ring		5
☆ 14	3522591-1	1	-	-	-	-		O-ring	O-ring		5
☆ 15	3514588-7	1	-	-	-	-		Pipe	Rör		4
16	3522589-5	1	-	-	-	-		O-ring	O-ring		5
☆ 17	3522558-0	X	-	-	-	-		Sealant	Tätningsmedel	(1373897) LG 2600 mm	6
18		X	-	-	-	-	NS	Tape	Tape	LG 320	
19	1308944-6	1	-	-	-	-		Gasket	Packning		5
20	1259556-7	1	-	-	-	-		Condenser	Kondensor		5
21	965394-0	4	-	-	-	-		Screw	Skruv		2
22	1307803-5	1	-	-	-	-		Nut	Mutter		5
☆ 23	3514588-7	1	-	-	-	-		Pipe	Rör		4
24	1388326-9	1	-	-	-	-		Hose	Slang	(1373914)	5
25	1370235-2	1	-	-	-	-		Air drier	Lufttorkare	(1308722)	5
☆ 26	3514589-5	2	-	-	-	-		Pipe	Rör		4
26a	3513478-2	1	-	-	-	-		Connector	Anslutning	4DRS CH 1252479- 5DRS CH 665454-	5
☆ 26b	3522587-9	1	-	-	-	-		•O-ring	•O-ring		5
☆ 27	3514588-7	1	-	-	-	-		•Pipe	•Rör		4
27a	3513480-8	1	-	-	-	-		Sleeve	Hylsa		5
☆ 27b	3522592-9	1	-	-	-	-		O-ring	O-ring		5
28	1259841-3	1	-	-	-	-		Bracket	Konsol		5
29	946485-0	1	-	-	-	-		Screw	Skruv		2
30	960862-1	1	-	-	-	-		Screw	Skruv		2
31	1307801-9	1	-	-	-	-		Hose	Slang	L.H.D 4DRS CH -152478 5DRS CH -665453	5
	1370484-6	1	-	-	-	-		Hose	Slang	L.H.D 4DRS CH 152479- 5DRS CH 665454-	4
	1307802-7	1	-	-	-	-		Hose	Slang	R.H.D 4DRS CH -152478 5DRS CH -665453	5
	1370530-6	1	-	-	-	-		Hose	Slang	R.H.D 4DRS CH 152479- 5DRS CH 665454-	4
32	679754-2	95	-	-	-	-		Edge protection moulding	Kantskyddslist		2
33	679754-2	95	-	-	-	-		Edge protection moulding	Kantskyddslist		2
34	948211-8	1	-	-	-	-		Strip clamp	Bandklamma		2
35	686355-9	1	-	-	-	-		Rubber bushing	Gummibussning		5
36	1259609-4	1	-	-	-	-		Hose	Slang		5
37	1259610-2	1	-	-	-	-		Clamp	Klamma		5
38	955244-9	2	-	-	-	-		Screw	Skruv		2
39	952642-7	1	-	-	-	-		Clamp	Klamma		2
40	958236-2	1	-	-	-	-		Screw	Skruv		2
41		1	-	-	-	-		Compressor •SEE 87•1183	Kompressor •SEE 87•1183		
42		1	-	-	-	-		Compressor mountings compressor drive •SEE 87•1183	Kompressorupphängning Kompressordrivning •SEE 87•1183		
43	1215268-2	1	-	-	-	-		Rubber bushing	Gummibussning		5
44	1259798-5	1	-	-	-	-		Clamp	Klamma		5
☆ 45	3522590-3	1	-	-	-	-		O-ring	O-ring		5

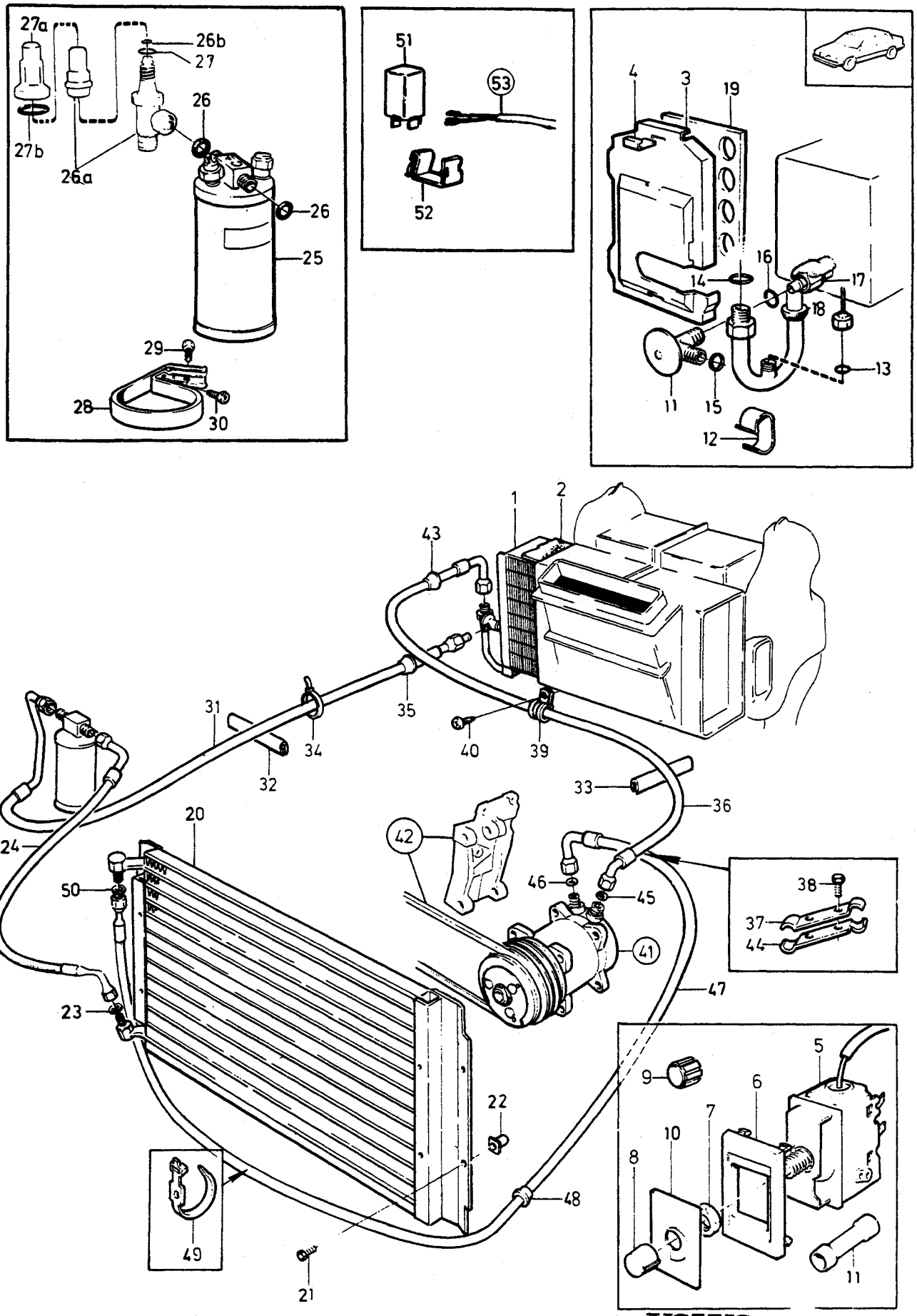

VOLVO
Genuine Parts
PV 872 46178

A B C D E

AIR CONDITIONING LUFTKONDITIONERING

Group Grupp 87

Page Sida 1177

DSL

Fig	Part No. Artikel nr	Quantity /Antal A	B	C	D	E	PS	Description	Benämning	Notes Anmärkning	SR
☆ 46	3522589-5	1	-	-	-	-		O-ring	O-ring		5
47	3506617-4	1	-	-	-	-		Hose	Slang		5
48	686356-7	1	-	-	-	-		Rubber plug	Gummipropp		5
49	1246094-5	2	-	-	-	-		Strip clamp	Bandklamma		2
☆ 50	3522589-5	1	-	-	-	-		O-ring	O-ring		5
51	1307064-4	1	-	-	-	-		Control unit	Styrenhet		5
52	1212957-3	1	-	-	-	-		Clip	Clips		2
53		1	-	-	-	-		Cable harness	Kabelmatta	SEE 37-495	
	1395580-2	1	-	-	-	-		Air conditioning unit kit	Luftkonditioneringssats	1987	3

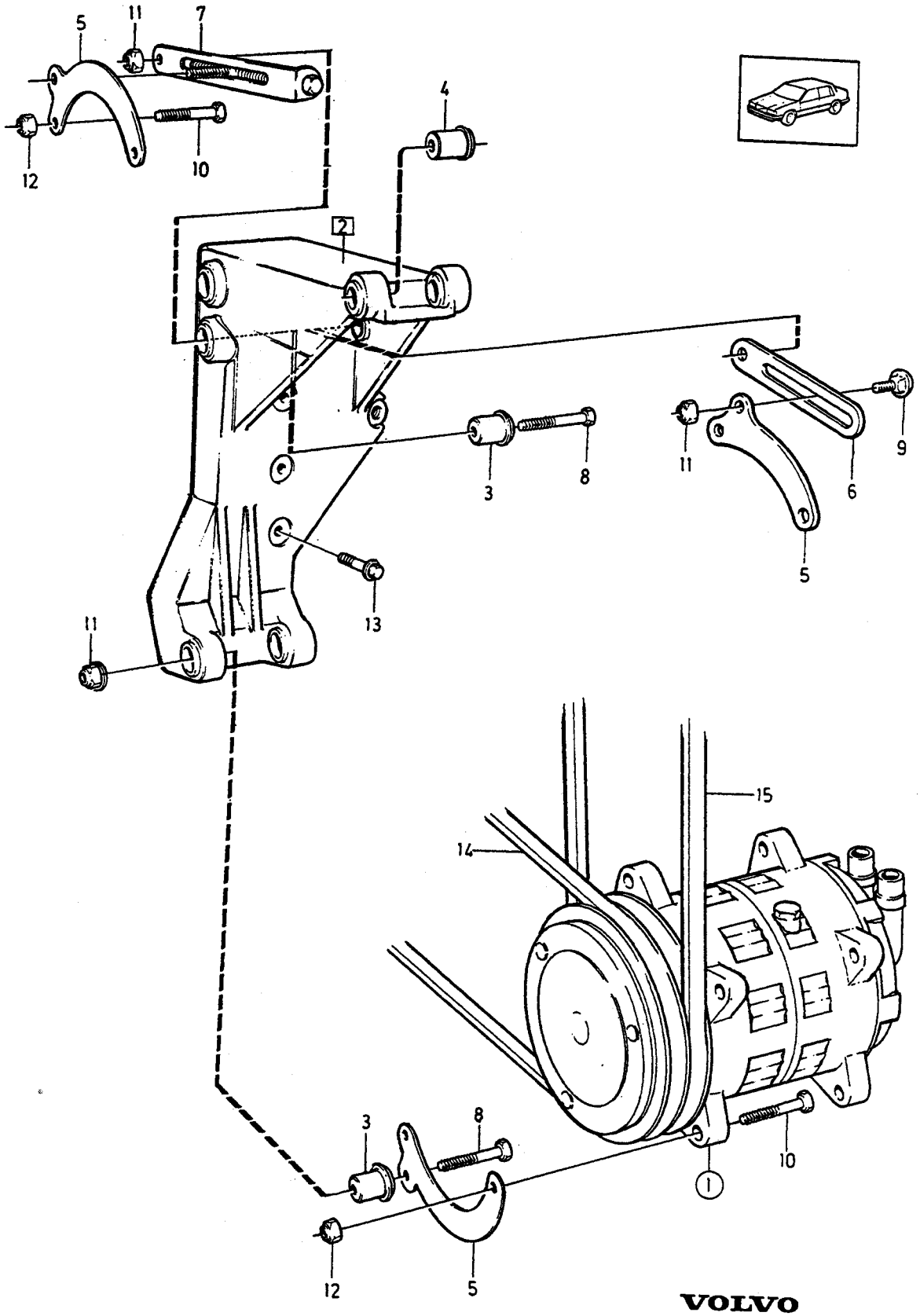

VOLVO
Genuine Parts
PV 873 47409

A B C D E

COMPRESSOR COMPRESSOR MOUNTINGS KOMPRESSOR
COMPRESSOR DRIVE KOMPRESSORUPPHÄNGNING
KOMPRESSORDRIVNING

Group Grupp 87

Page Sida 1179

4CYL

Fig	Part No. Artikel nr	Quantity /Antal A	B	C	D	E	PS	Description	Benämning	Notes Anmärkning	SR
1	*(1324630)*	1	-	-	-	-	SP	Compressor	Kompressor	REPL 1 PCS 1395590-1	5
	(1395590)	1	-	-	-	-	SP	Compressor	Kompressor	REPL 1 PCS 3513066-5	5
								SEE 87-1185	SEE 87-1185		
		1	-	-	-	-		Compressor mountings	Kompressorupphängning		
2	1346613-1	1	-	-	-	-		Bracket	Konsol		5
3	463909-2	6	-	-	-	-		•Rubber bushing	•Gummibussning		5
4	1378153-9	1	-	-	-	-		•Bushing	•Bussning		3
5	1336942-6	4	-	-	-	-		Attaching arm	Fästarm		5
6	1357709-3	1	-	-	-	-		Tensioning arm	Spännarm	(1336943)	5
7	1336944-2	1	-	-	-	-		Tensioning arm	Spännarm		5
8	948217-5	4	-	-	-	-		Flange screw	Flänsskruv		2
9	948438-7	1	-	-	-	-		Screw	Skruv		2
10	946472-8	8	-	-	-	-		Flange screw	Flänsskruv		2
11	948645-7	4	-	-	-	-		Flange lock nut	Flänslåsmutter		2
☆ 12	971095-5	8	-	-	-	-		Flange nut	Flänsmutter	(945409)	3
13	946472-8	4	-	-	-	-		Flange screw	Flänsskruv		2
		1	-	-	-	-		Compressor drive	Kompressordrivning		
☆ 14	973489-8	1	-	-	-	-		V-belt compressor-crankshaft	Kilrem kompressor - vevaxel		1
☆ 15	973535-8	1	-	-	-	-		V-belt compressor-servo pump	Kilrem kompressor - servopump	P.S	1
	1333995-7	1	-	-	-	-		Mounting kit Compressor mountings compressor drive	Monteringssats Kompressorupphängning Kompressordrivning		3



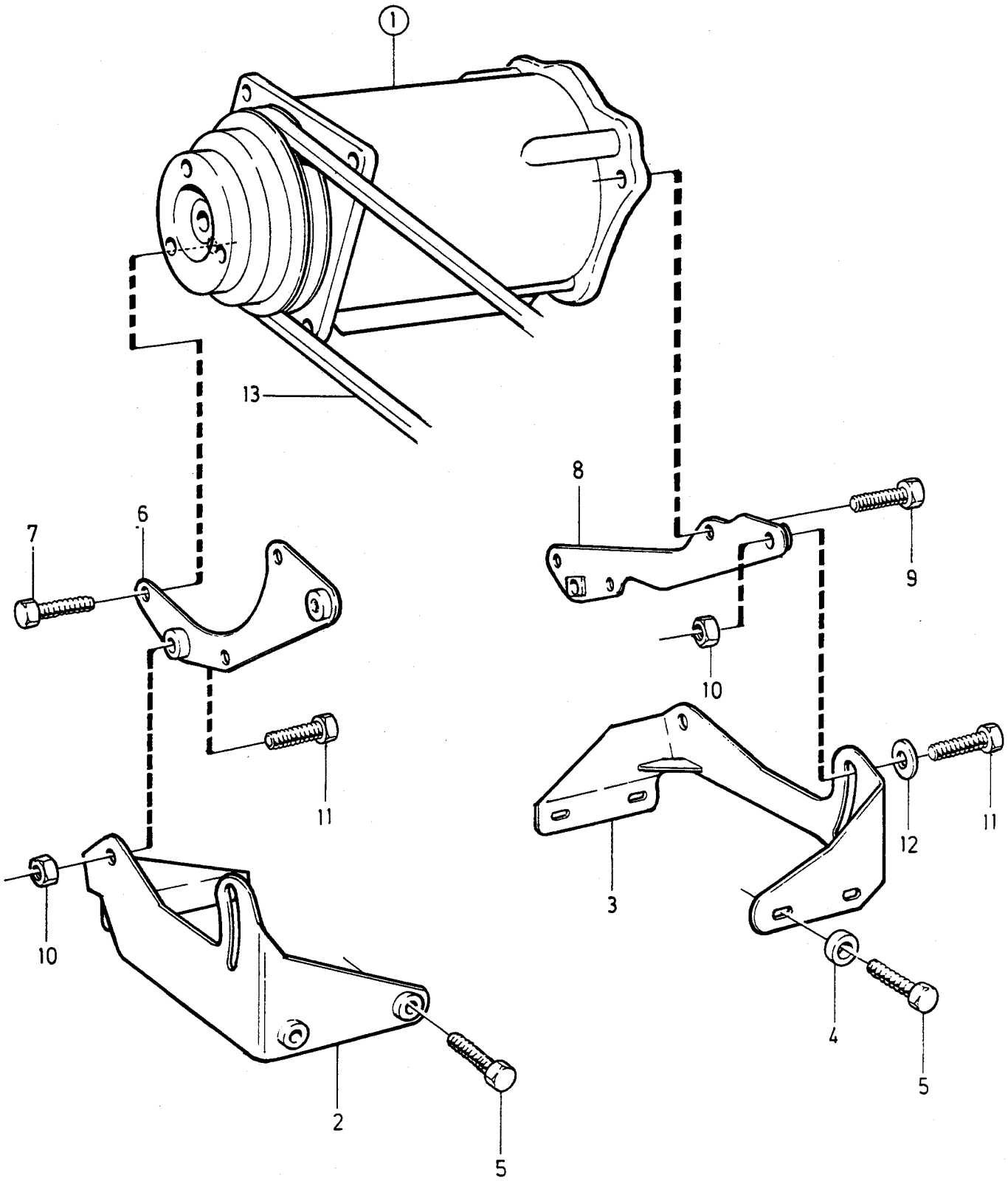

VOLVO
Genuine Parts
PV 870 42682
(110:4)

A
B
C
D
E

COMPRESSOR COMPRESSOR MOUNTINGS KOMPRESSOR
COMPRESSOR DRIVE KOMPRESSORUPPHÄNGNING
KOMPRESSORDRIVNING

6CYL

Fig	Part No. Artikel nr	Quantity /Antal A	B	C	D	E	PS	Description	Benämning	Notes Anmärkning	SR
1	1277225-7	1	-	-	-	-		Compressor ..... SEE **87**•1187	Kompressor ..... SEE **87**•1187		5
		1	-	-	-	-		Compressor mountings	Kompressorupphängning		
2	464272-4	1	-	-	-	-		Bracket front	Konsol främre		5
3	464273-2	1	-	-	-	-		Bracket rear	Konsol bakre		5
4	464612-1	4	-	-	-	-		Spacer washer	Distansbricka		5
5	946671-5	8	-	-	-	-		Flange screw	Flänsskruv		2
6	464070-2	1	-	-	-	-		Attaching plate front	Fästplåt främre		5
7	940199-3	3	-	-	-	-		Screw	Skruv		2
8	464073-6	1	-	-	-	-		Attaching plate rear	Fästplåt bakre		5
☆ 9	970947-8	3	-	-	-	-		Screw	Skruv	(955317)	2
☆ 10	971071-6	2	-	-	-	-		Nut	Mutter	(955783)	2
☆ 11	970949-4	4	-	-	-	-		Screw	Skruv	(955139)	2
12	960148-5	4	-	-	-	-		Washer	Bricka		2
		1	-	-	-	-		Compressor drive	Kompressordrivning		
13	967137-1	1	-	-	-	-		V-belt compressor-crankshaft	Kilrem kompressor - vevaxel ..		1

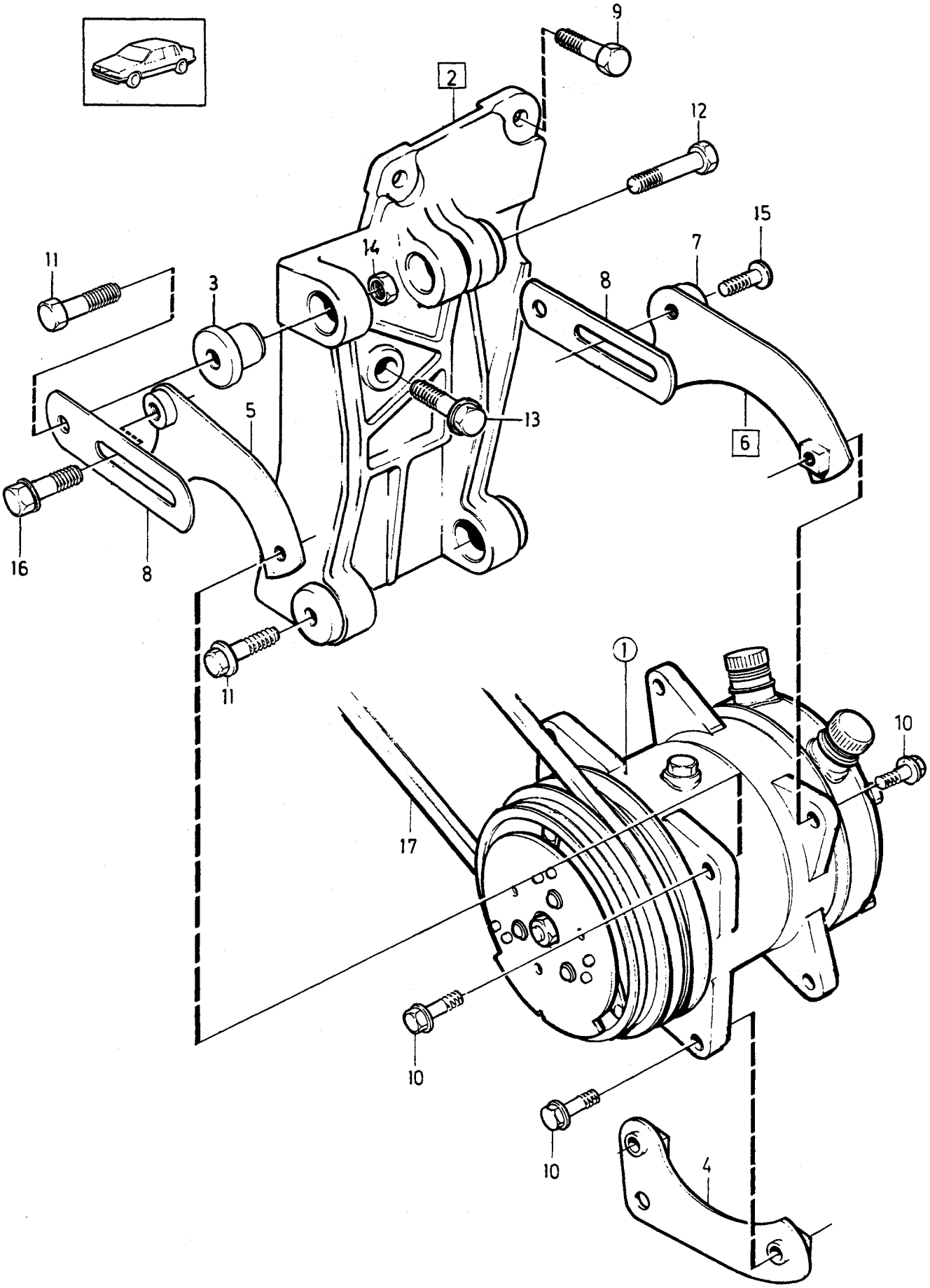

VOLVO
Genuine Parts
PV 870 42684
(110:4)

A B C D E

COMPRESSOR COMPRESSOR MOUNTINGS KOMPRESSOR
COMPRESSOR DRIVE KOMPRESSORUPPHÄNGNING
KOMPRESSORDRIVNING

DSL

Group Grupp 87

Page Sida 1183

Fig	Part No. Artikel nr	Quantity /Antal A	B	C	D	E	PS	Description	Benämning	Notes Anmärkning	SR
1	1324240-9	1	-	-	-	-		Compressor ..... SEE 87•1189	Kompressor ..... SEE 87•1189		5
		1	-	-	-	-		Compressor mountings	Kompressorupphängning		
2	1257464-6	1	-	-	-	-		Bracket	Konsol		5
3	463909-2	5	-	-	-	-		•Rubber bushing	•Gummibussning		5
4	1257671-6	2	-	-	-	-		Attaching arm lower	Fästarm nedre		5
5	1257669-0	1	-	-	-	-		Attaching arm front	Fästarm främre		5
6	1257673-2	1	-	-	-	-		Attaching arm rear	Fästarm bakre		5
7		1	-	-	-	-		•Spacer	•Distans		
8	1257466-1	2	-	-	-	-		Tensioning arm	Spännarm		5
9	946472-8	2	-	-	-	-		Flange screw	Flänsskruv		2
10	946671-5	8	-	-	-	-		Flange screw	Flänsskruv		2
11	948217-5	3	-	-	-	-		Flange screw	Flänsskruv		2
☆ 12	965181-1	1	-	-	-	-		Flange screw	Flänsskruv		2
13	965185-2	1	-	-	-	-		Flange screw	Flänsskruv		2
14	945408-3	6	-	-	-	-		Flange nut	Flänsmutter		2
15	946671-5	1	-	-	-	-		Flange screw	Flänsskruv		2
16	948438-7	1	-	-	-	-		Screw	Skruv		2
		1	-	-	-	-		Compressor drive	Kompressordrivning		
☆ 17	973548-1	1	-	-	-	-		V-belt compressor-crankshaft	Kilrem kompressor - vevaxel ..		1

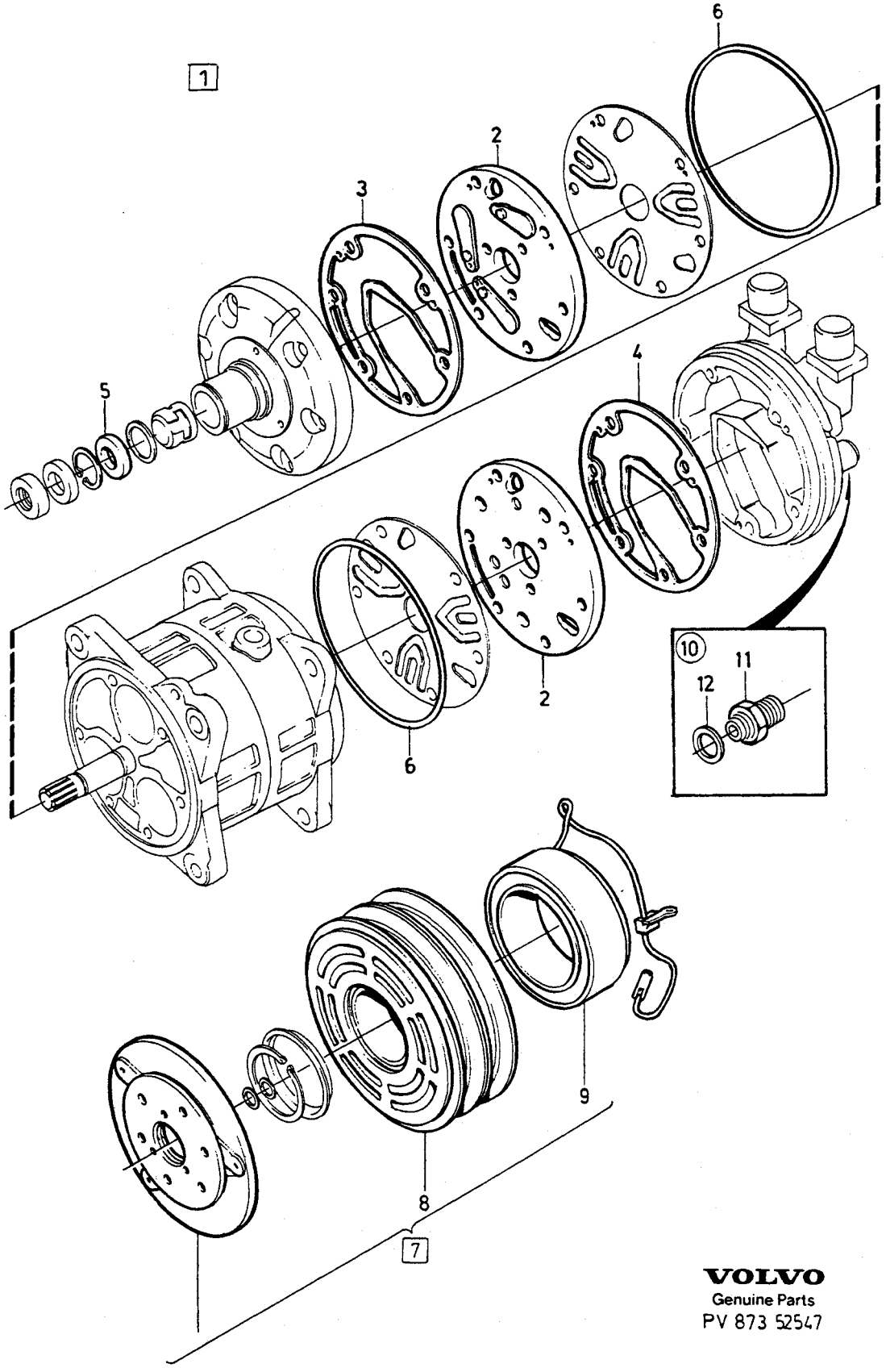

VOLVO
Genuine Parts
PV 873 52547

A
B
C
D
E

COMPRESSOR — KOMPRESSOR

Group / Grupp: 87

Page / Sida: 1185

4 CYL

Fig	Part No. / Artikel nr	Quantity /Antal A	B	C	D	E	P S	Description	Benämning	Notes / Anmärkning	S R
1	*(1324630)*	1	-	-	-	-	SP	Compressor	Kompressor	REPL 1PCS 1395590-1	5
	(1395590)	1	-	-	-	-	SP	Compressor	Kompressor	REPL 1PCS 3513066-5	5
☆	3513066-5	1	-	-	-	-		Compressor	Kompressor		5
2	1365536-0	2	-	-	-	-		•Plate	•Platta		5
3	1365537-8	1	-	-	-	-		•Gasket	•Packning		5
4	1365538-6	1	-	-	-	-		•Gasket	•Packning		5
5	1365540-2	1	-	-	-	-		•Seal	•Tätning		5
6	1365541-0	2	-	-	-	-		•O-ring	•O-ring		5
7	1365539-4	1	-	-	-	-		•Clutch	•Koppling		5
8		1	-	-	-	-	NS	••Pulley	••Remskiva		
9		1	-	-	-	-	NS	••Coil	••Spole		
☆ 10	3522521-8	1	-	-	-	-		Valve	Ventil	SCHRAEDER	5
11		1	-	-	-	-	KN	•Nipple	•Nippel		
12		2	-	-	-	-	KN	•O-ring	•O-ring		

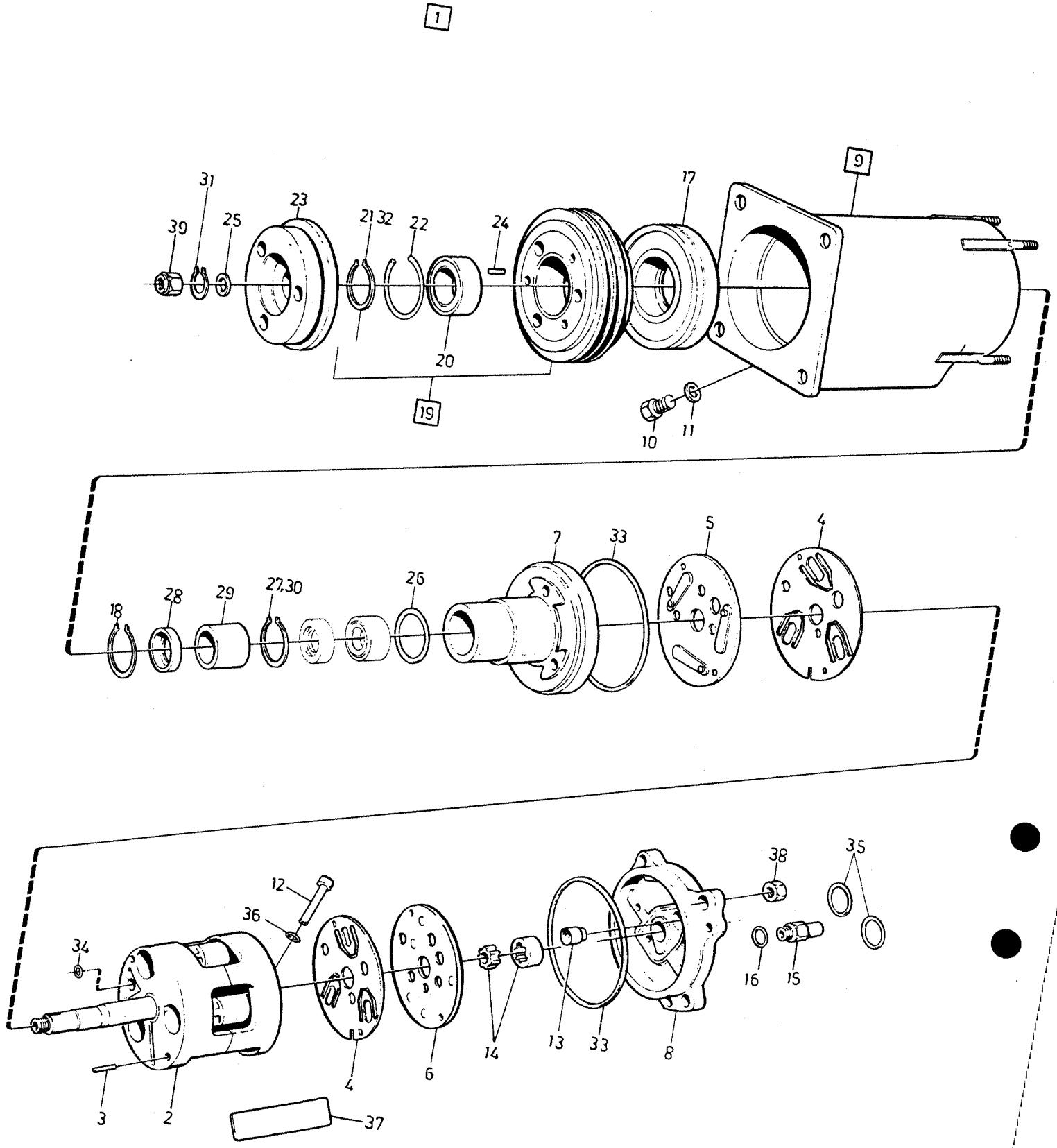

VOLVO PARTS
1 090
(110:4) 36538

A
B
C
D
E

COMPRESSOR — KOMPRESSOR

Group / Grupp 87

Page / Sida 1187

6 CYL

Fig	Part No. Artikel nr	Quantity /Antal A	B	C	D	E	PS	Description	Benämning	Notes Anmärkning	SR
1	1277225-7	1	-	-	-	-		Compressor	Kompressor		5
		-	-	-	-	-		•Compressor	•Kompressor		
2		1	-	-	-	-	NS	••Cylinder	••Cylinder		
3		1	-	-	-	-	NS	••Locating pin	••Styrpinne		
4		2	-	-	-	-	NS	••Plate	••Platta		
5		1	-	-	-	-	NS	••Plate	••Platta		
6		1	-	-	-	-	NS	••Plate	••Platta		
7		1	-	-	-	-	NS	••Cover front	••Lock främre		
8		1	-	-	-	-	NS	••Cover rear	••Lock bakre		
9		1	-	-	-	-	NS	••Housing	••Hus		
10		1	-	-	-	-	NS	•••Plug	•••Propp		
11		1	-	-	-	-	NS	•••Gasket	•••Packning		
12		1	-	-	-	-	NS	••Tube	••Rör		
13		1	-	-	-	-	NS	••Filter	••Filter		
14		1	-	-	-	-	NS	••Pump rotor inner and outer	••Pumphjul inre och yttre		
15		1	-	-	-	-	NS	•Valve	•Ventil		
16		1	-	-	-	-	NS	••O-ring	••O-ring		
17	1207400-1	1	-	-	-	-		Coil	Spole		5
18	1207401-9	1	-	-	-	-		Retaining ring	Spårring		5
19	1277224-0	1	-	-	-	-		Pulley	Remskiva	D6"	5
20	1207403-5	1	-	-	-	-		•Ball bearing	•Kullager		5
21		1	-	-	-	-	NS	•Lock ring	•Låsring		
22	1207404-3	1	-	-	-	-		Retaining ring	Spårring		5
23	1207405-0	1	-	-	-	-		Companion flange	Medbringare		5
24	1207406-8	1	-	-	-	-		Key	Kil		5
25	1207407-6	1	-	-	-	-		Spacer ring	Distansring		5
	273369-9	1	-	-	-	-		Repair kit for axle	Reparationssats för axel		5
26		1	-	-	-	-	KN	•O-ring	•O-ring		
27		1	-	-	-	-	KN	•Lock ring	•Låsring		
28		1	-	-	-	-	KN	•Retainer	•Hållare		
29		1	-	-	-	-	KN	•Seal	•Tätning		
	273370-7	1	-	-	-	-		Circlip kit	Låsringsats		5
30		1	-	-	-	-	KN	•Lock ring	•Låsring		
31		1	-	-	-	-	KN	•Lock ring	•Låsring		
32		1	-	-	-	-	KN	•Lock ring	•Låsring		
	273371-5	1	-	-	-	-		Gasket kit	Packningsats		5
33		2	-	-	-	-	KN	•O-ring	•O-ring		
34		2	-	-	-	-	KN	•O-ring	•O-ring		
35		2	-	-	-	-	KN	•O-ring	•O-ring		
36		1	-	-	-	-	KN	•O-ring	•O-ring		
37		1	-	-	-	-	KN	•Cover	•Lock		
	273372-3	1	-	-	-	-		Nut set	Muttersats		5
38		4	-	-	-	-	KN	•Nut	•Mutter		
39		1	-	-	-	-	KN	•Nut	•Mutter		
		-	-	-	-	-		.....	.....		
		-	-	-	-	-		Repair kit	Reparationssats	SEE **87**•1201	

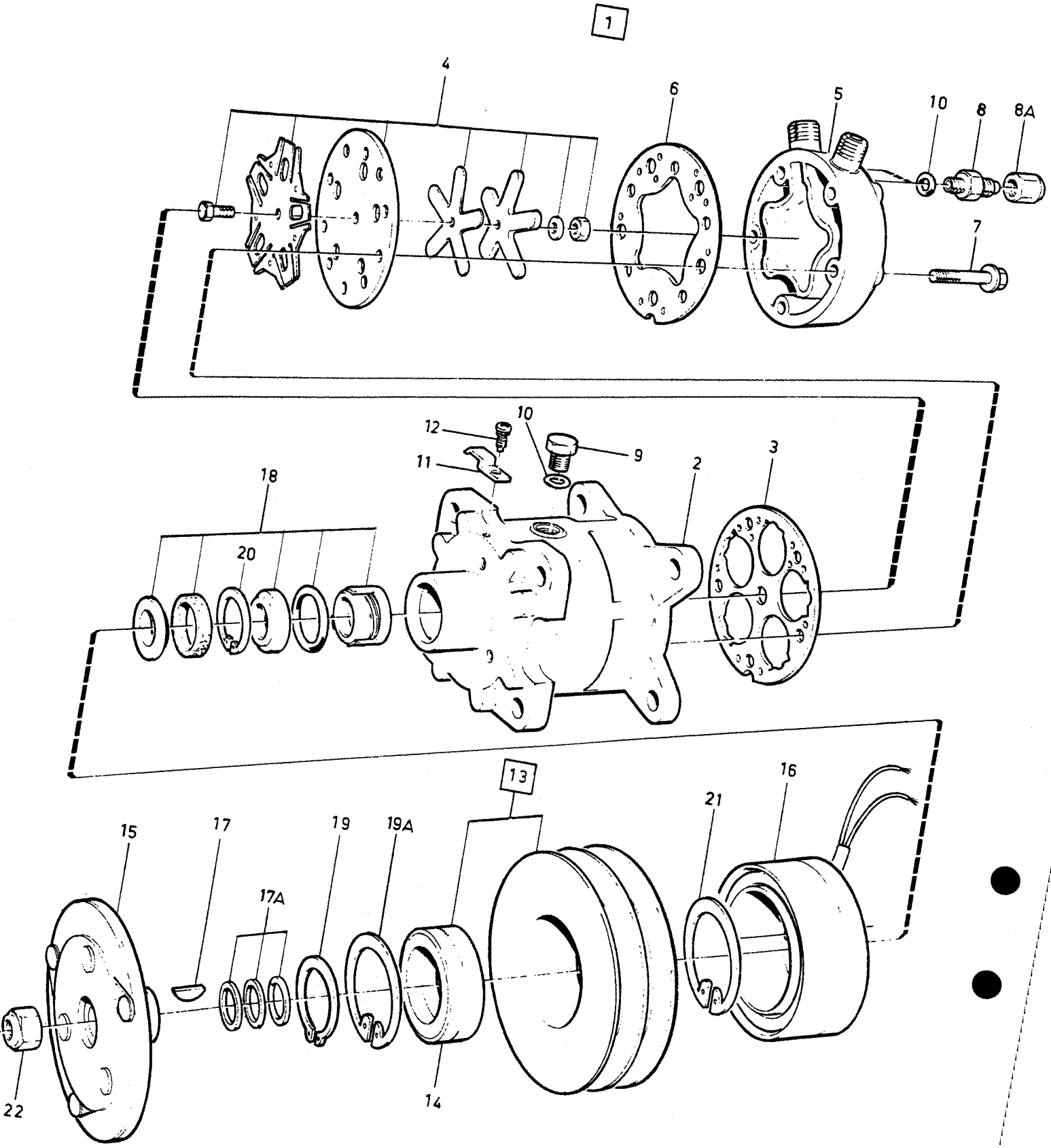
1
4
6
5
10
8
8A
7
12
10
11
9
2
3
18
20
13
16
21
15
17
19
19A
17A
22
14

A
B
C
D
E

COMPRESSOR KOMPRESSOR

Group
Grupp
87

Page
Sida
1189

DSL

Fig	Part No. Artikel nr	Quantity /Antal A	B	C	D	E	PS	Description	Benämning	Notes Anmärkning	SR
1	1324240-9	1	-	-	-	-		Compressor	Kompressor		5
2		1	-	-	-	-	NS	•Compressor	•Kompressor		
3		1	-	-	-	-	NS	•Gasket	•Packning		
4		1	-	-	-	-	KN	•Valve	•Ventil		
5	1308133-6	1	-	-	-	-		•Cylinder head	•Cylinderhuvud	(1188759)	5
6		1	-	-	-	-	NS	••Gasket	••Packning		
7		5	-	-	-	-	NS	•Screw	•Skruv		
8		2	-	-	-	-	NS	•Connector	•Anslutning		
8a		2	-	-	-	-	NS	•Protecting sleeve	•Skyddshylsa		
9		1	-	-	-	-	NS	•Plug	•Plugg		
10	1596026-3	3	-	-	-	-		•O-ring	•O-ring		4
11		1	-	-	-	-	KN	•Clamp	•Klamma		
12		1	-	-	-	-	KN	•Screw	•Skruv		
13		1	-	-	-	-	NS	•Pulley	•Remskiva		
14		1	-	-	-	-	KN	••Bearing	••Lager		
15		1	-	-	-	-	KN	•Friction disc	•Kopplingsskiva		
16		1	-	-	-	-	NS	•Solenoid coil	•Magnetspole		
17		1	-	-	-	-	KN	•Key	•Kil		
17a		3	-	-	-	-	KN	•Spacer washer	•Distansbricka		
18	1695472-9	1	-	-	-	-		•Sealing kit	•Tätningssats		4
19		1	-	-	-	-	KN	•Lock ring	•Låsring		
19a		1	-	-	-	-	KN	•Lock ring	•Låsring		
20		1	-	-	-	-	KN	•Lock ring	•Låsring		
21		1	-	-	-	-	KN	•Lock ring	•Låsring		
22		1	-	-	-	-	KN	•Nut	•Mutter		
		-	-	-	-	-		Repair kit	Reparationssats	SEE 87•1203	
		-	-	-	-	-		Gasket kit	Packningsats	SEE 87•1203	

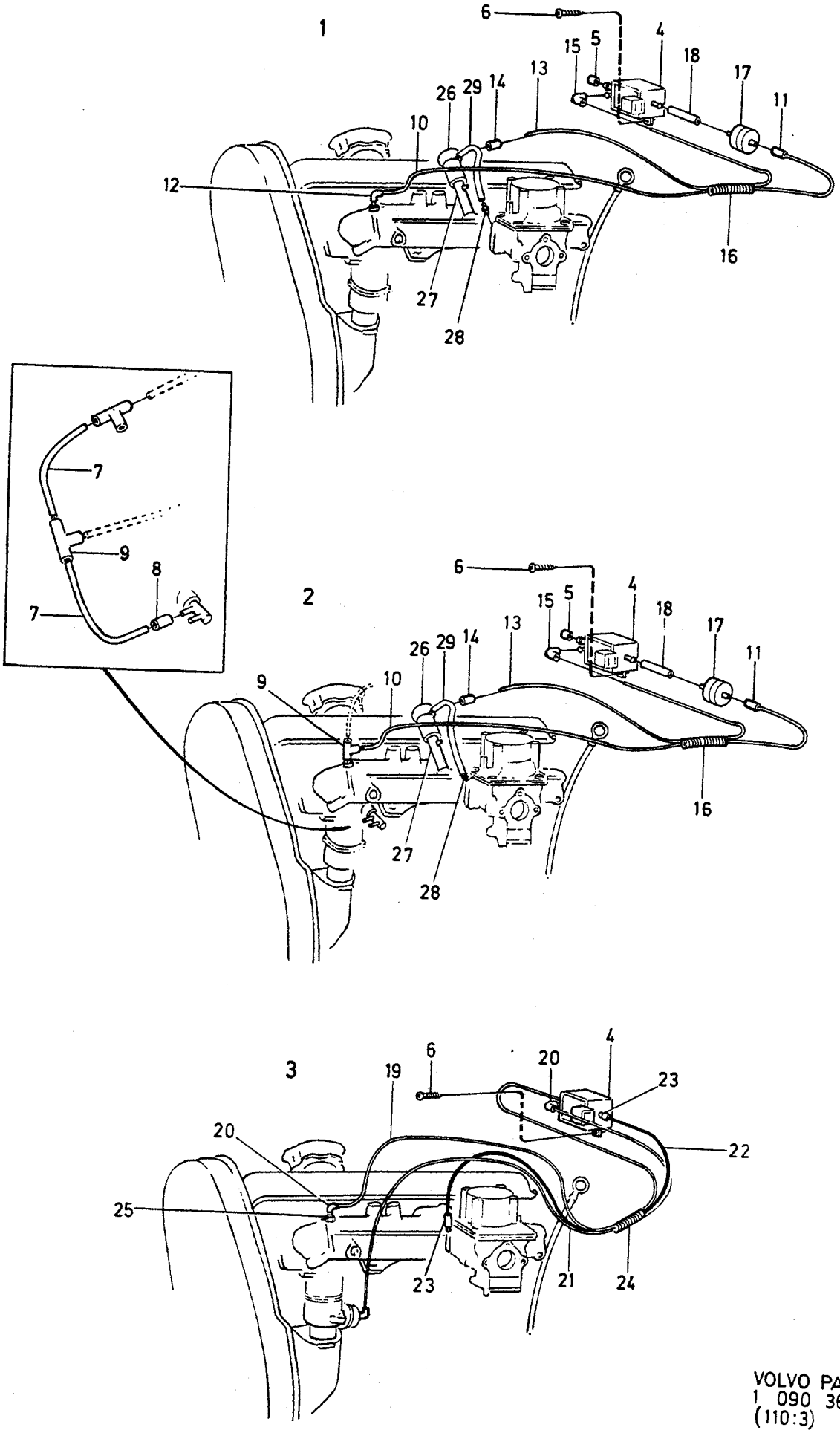
1
6
15
5
4
18
17
11
13
14
29
26
10
12
16
27
28
7
9
8
7
2
6
15
5
4
18
17
11
13
14
29
26
10
9
16
27
28
3
6
19
20
4
23
20
22
25
23
21
24

A	W/O E.G.R EXC (SA)
B	E.G.R
C	(SA)
D	
E	

IDLING COMPENSATION — TOMGÅNGSKOMPENSERING

A.C B230A

Group / Grupp 87

Page / Sida 1191

Fig	Part No. / Artikel nr	Quantity / Antal A	B	C	D	E	PS	Description	Benämning	Notes / Anmärkning	SR
1		1	-	-	-	-	NS	Idling compensation	Tomgångskompensering		
2		-	1	-	-	-	NS	Idling compensation	Tomgångskompensering		
3		-	-	1	-	-	NS	Idling compensation	Tomgångskompensering		
4	1357259-9	1	1	1	-	-		• Solenoid valve	• Magnetventil		2
5	1332348-0	1	1	-	-	-		• Protecting casing	• Skyddskåpa		3
☆ 6	969278-1	1	1	1	-	-		• Screw	• Skruv	(955138)	2
7	967563-8	-	X	-	-	-		• Plastic pipe white	• Plaströr vit	LG 370 AUTO.TRANS	2
8	1306702-0	-	40	-	-	-		• Hose	• Slang	AUTO.TRANS	2
9	1332457-9	-	1	-	-	-		• Connector	• Anslutning	AUTO.TRANS	2
10	967563-8	X	40	-	-	-		• Plastic pipe white	• Plaströr vit	LG 370	2
11	1306702-0	40	-	-	-	-		• Hose	• Slang		2
12	1332455-3	1	-	-	-	-		• Coupling piece	• Kopplingsstycke		2
13	967565-3	X	X	-	-	-		• Plastic pipe brown	• Plaströr brun	LG 260	2
14	1306702-0	40	40	-	-	-		• Hose	• Slang		2
15	1332455-3	1	1	-	-	-		• Coupling piece	• Kopplingsstycke		2
16	1346888-9	60	60	-	-	-		• Cable spiral	• Kabelspiral		2
17	1276472-6	1	1	-	-	-		• Non-return valve	• Backventil		5
18	1306702-0	40	40	-	-	-		• Hose	• Slang		2
19	967563-8	-	-	X	-	-		• Plastic pipe white	• Plaströr vit	LG 550	2
20	1332455-3	-	-	2	-	-		• Coupling piece	• Kopplingsstycke		2
21	967565-3	-	-	X	-	-		• Plastic pipe brown	• Plaströr brun	LG 560	2
22	949120-0	-	-	X	-	-		• Plastic pipe black	• Plaströr svart	LG 320	2
23	1306702-0	-	-	40	-	-		• Hose	• Slang		2
	1306702-0	-	-	40	-	-		• Hose	• Slang		2
24	1346888-9	-	-	60	-	-		• Cable spiral	• Kabelspiral		2
25	943513-2	-	-	1	-	-		• Nipple	• Nippel		2
26	1332270-6	1	1	-	-	-		• Vacuum valve	• Vakuumventil		2
27	1306810-1	1	1	-	-	-		• Nipple	• Nippel		5
28	1276212-6	1	1	-	-	-		• Nipple	• Nippel		5
29	1343513-6	-	-	1	-	-		Idling compensation ..... Kit	Tomgångskompensering ..... Sats		3
	1343512-8	1	1	-	-	-		Idling compensation ..... Kit	Tomgångskompensering ..... Sats		3

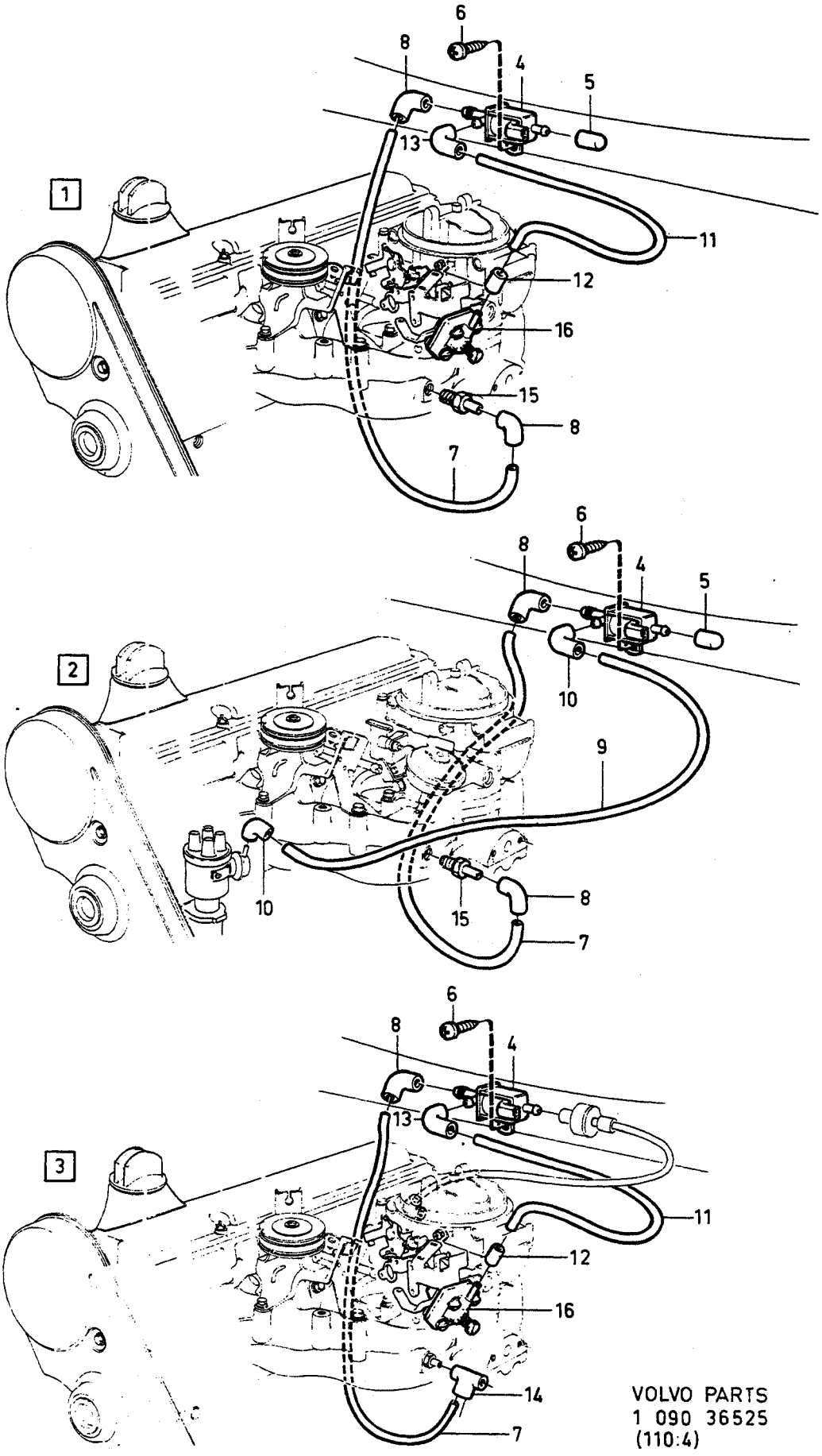

VOLVO PARTS
1 090 36525
(110:4)

A	SOLEX 93 OCTANE.	IDLING COMPENSATION — TOMGÅNGSKOMPENSERING	Group Grupp 87
B	SOLEX 98 OCTANE.		Page Sida 1193
C	SOLEX 98 OCTANE.	A.C B200K	
D			
E			

Fig	Part No. Artikel nr	Quantity /Antal A	B	C	D	E	P S	Description	Benämning	Notes Anmärkning	S R
1		1	-	-	-	-	NS	Idling compensation	Tomgångskompensering		
2		-	1	-	-	-	NS	Idling compensation	Tomgångskompensering	1)	
3		-	-	1	-	-	NS	Idling compensation	Tomgångskompensering	2)	
4	1357259-9	1	1	1	-	-		• Solenoid valve	• Magnetventil		2
5	1332348-0	1	1	-	-	-		• Protecting casing	• Skyddskåpa		3
☆ 6	969278-1	1	1	1	-	-		• Screw	• Skruv	(955138)	2
7	967563-8	X	X	X	-	-		• Plastic pipe white	• Plaströr vit	LG 700	2
8	1332455-3	2	2	1	-	-		• Coupling piece	• Kopplingsstycke		2
9	967565-3	-	X	-	-	-		• Plastic pipe brown	• Plaströr brun	LG 730	2
10	1332455-3	-	2	-	-	-		• Coupling piece	• Kopplingsstycke		2
11	967565-3	X	-	X	-	-		• Plastic pipe brown	• Plaströr brun	LG 520	2
12	1332454-6	1	-	1	-	-		• Connector	• Anslutning		2
13	1332456-1	1	-	1	-	-		• Connector	• Anslutning		2
14	1332458-7	-	-	1	-	-		• Connector	• Anslutning		2
15	943513-2	1	1	-	-	-		• Nipple	• Nippel		2
16	1357336-5	1	-	1	-	-		• Valve	• Ventil		2
	1343513-6	1	1	1	-	-		Idling compensation ..... Set	Tomgångskompensering ..... Sats		3

1) EXC (S), (N), (SF), (DK), (IS).
2) (S), (N), (SF), (DK), (IS).

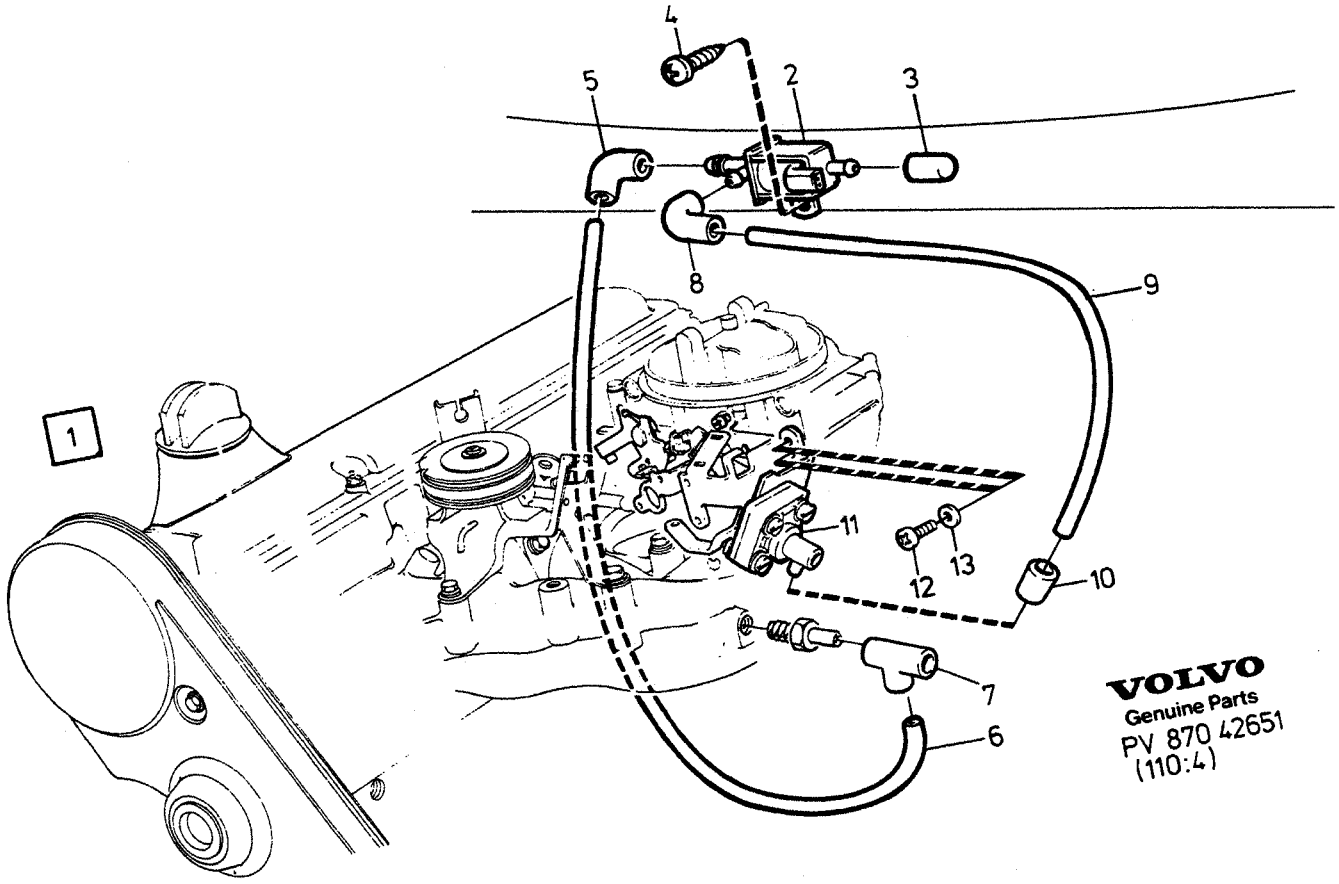

VOLVO
Genuine Parts
PV 870 42651
(110:4)

A
B
C
D
E

IDLING COMPENSATION — TOMGÅNGSKOMPENSERING

Group / Grupp 87

Page / Sida 1195

A.C B230K

Fig	Part No. Artikel nr	Quantity /Antal A	B	C	D	E	PS	Description	Benämning	Notes Anmärkning	SR
1		1	-	-	-	-	NS	Idling compensation	Tomgångskompensering		
2	1357259-9	1	-	-	-	-		• Solenoid valve	• Magnetventil		2
3	1332348-0	1	-	-	-	-		• Protecting casing	• Skyddskåpa		3
☆ 4	969278-1	1	-	-	-	-		• Screw	• Skruv	(955138)	2
5	1332455-3	1	-	-	-	-		• Coupling piece	• Kopplingsstycke		2
6	967563-8	1	-	-	-	-		• Plastic pipe white	• Plaströr vit	LG 590	2
7	1332457-9	1	-	-	-	-		• Connector	• Anslutning		2
8	1332456-1	1	-	-	-	-		• Connector	• Anslutning		2
9	967565-3	1	-	-	-	-		• Plastic pipe brown	• Plaströr brun	LG 520	2
10	1332454-6	1	-	-	-	-		• Connector	• Anslutning		2
11	1389682-4	1	-	-	-	-		• Valve	• Ventil		2
12	956076-4	2	-	-	-	-		• Screw	• Skruv		2
13	941905-2	2	-	-	-	-		• Spring washer	• Fjäderbricka		2

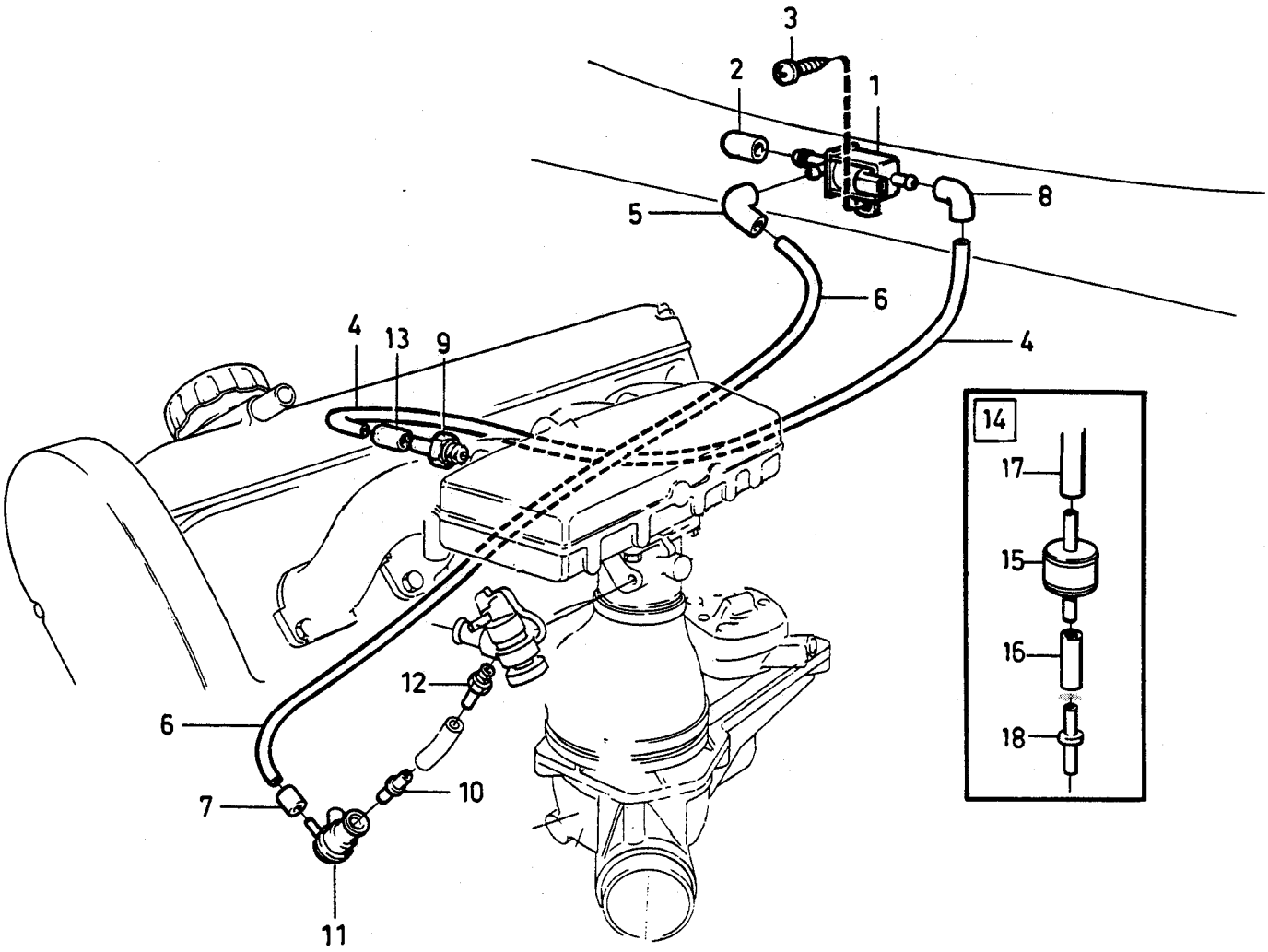

VOLVO PARTS
1 090 38352
(110:4)

A
B
C
D
E

IDLING COMPENSATION — TOMGÅNGSKOMPENSERING

Group / Grupp 87

Page / Sida 1197

A.C B200E, B230E

Fig	Part No. / Artikel nr	Quantity /Antal A	B	C	D	E	PS	Description	Benämning	Notes / Anmärkning	SR
		1	-	-	-	-	NS	Idling compensation	Tomgångskompensering		
1	1357259-9	1	-	-	-	-		• Solenoid valve	• Magnetventil		2
2	1332348-0	1	-	-	-	-		• Protecting casing	• Skyddskåpa		3
☆ 3	969278-1	1	-	-	-	-		• Screw	• Skruv	(955138)	2
4	967563-8	X	-	-	-	-		• Plastic pipe white	• Plaströr vit	LG 550	2
5	1332455-3	1	-	-	-	-		• Coupling piece	• Kopplingsstycke		2
6	967565-3	X	-	-	-	-		• Plastic pipe brown	• Plaströr brun	LG 450	2
7	1306702-0	40	-	-	-	-		• Hose	• Slang		2
8	1332455-3	1	-	-	-	-		• Coupling piece	• Kopplingsstycke		2
9	943513-2	1	-	-	-	-		• Nipple	• Nippel		2
10	1276517-8	1	-	-	-	-		• Nipple	• Nippel		3
11	1332270-6	1	-	-	-	-		• Vacuum valve	• Vakuumventil		2
12	1276212-6	1	-	-	-	-		• Nipple	• Nippel		5
13	1332457-9	1	-	-	-	-		• Connector	• Anslutning		2
14	1373228-4	1	-	-	-	-		Idling compensation	Tomgångskompensering	(S), (CH)	3
☆ 15	3517736-9	1	-	-	-	-		• Delay valve	• Fördröjningsventil	(1219567)	6
16	1332454-6	1	-	-	-	-		• Connector	• Anslutning		2
17	1266008-0	1	-	-	-	-		• Joint nipple	• Skarvnippel		2
18	1306703-8	30	-	-	-	-		• Hose	• Slang		2
	1343514-4	1	-	-	-	-		Idling compensation ..... Set	Tomgångskompensering ..... Sats		3

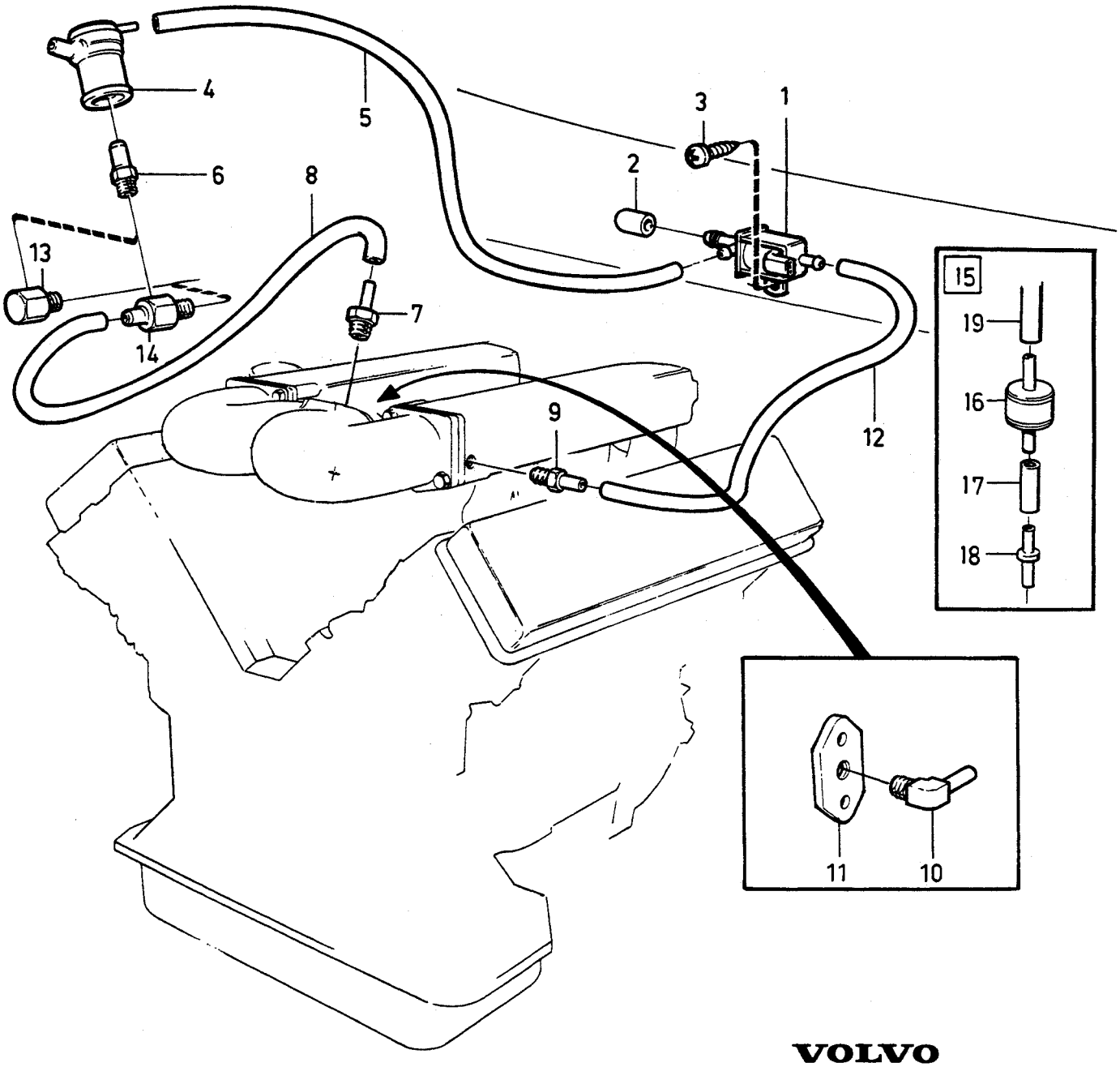

VOLVO
Genuine Parts
PV 870 42823
(110:4)

A
B
C
D
E

IDLING COMPENSATION — TOMGÅNGSKOMPENSERING

Group / Grupp: 87

Page / Sida: 1199

A.C B28E

Fig	Part No. Artikel nr	Quantity /Antal A	B	C	D	E	P S	Description	Benämning	Notes Anmärkning	S R
		1	-	-	-	-	NS	Idling compensation	Tomgångskompensering		
1	1332347-2	1	-	-	-	-		• Solenoid valve	• Magnetventil		2
2	1332348-0	X	-	-	-	-		• Protecting casing	• Skyddskåpa		3
☆ 3	969473-8	1	-	-	-	-		• Screw	• Skruv	(955137)	2
4	1332270-6	1	-	-	-	-		• Vacuum valve	• Vakuumventil		2
5	1306702-0	X	-	-	-	-		• Hose	• Slang	(192055) LG 565 mm	2
6	1274098-1	1	-	-	-	-		• Nipple	• Nippel		5
7	946600-4	1	-	-	-	-		• Nipple	• Nippel		2
☆ 8	1306706-1	X	-	-	-	-		• Hose	• Slang	(941106) LG 360 mm	2
9	943513-2	1	-	-	-	-		• Nipple	• Nippel		2
10	947559-1	1	-	-	-	-		• Nipple	• Nippel	(S), (AUS)	2
11	1306596-6	1	-	-	-	-		• Flange	• Fläns	(S), (AUS)	6
12	1306702-0	X	-	-	-	-		• Hose	• Slang	(192055) LG 760mm	2
13	1274084-1	1	-	-	-	-		• Nipple	• Nippel	EXC (AUS)	5
14	1274083-3	1	-	-	-	-		• Nipple	• Nippel	(AUS)	5
15		1	-	-	-	-	NS	.....	Reservdelssats	(AUS)	
☆ 16	3517736-9	1	-	-	-	-		• Delay valve	• Fördröjningsventil	(1219567)	6
17	1332454-6	1	-	-	-	-		• Connector	• Anslutning		2
18	1266008-0	1	-	-	-	-		• Joint nipple	• Skarvnippel		2
19	1306703-8	30	-	-	-	-		• Hose	• Slang		2



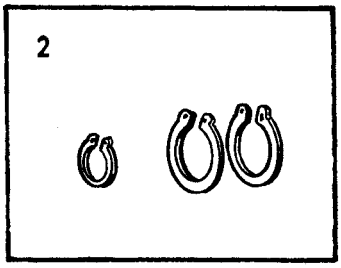

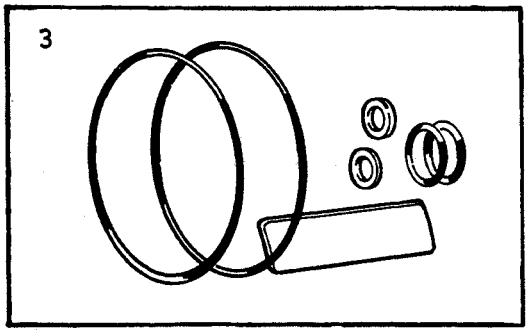

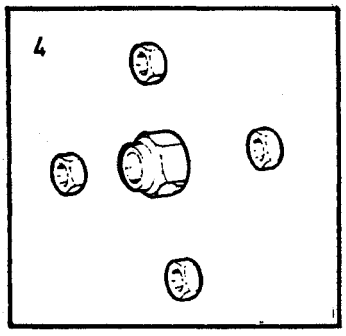

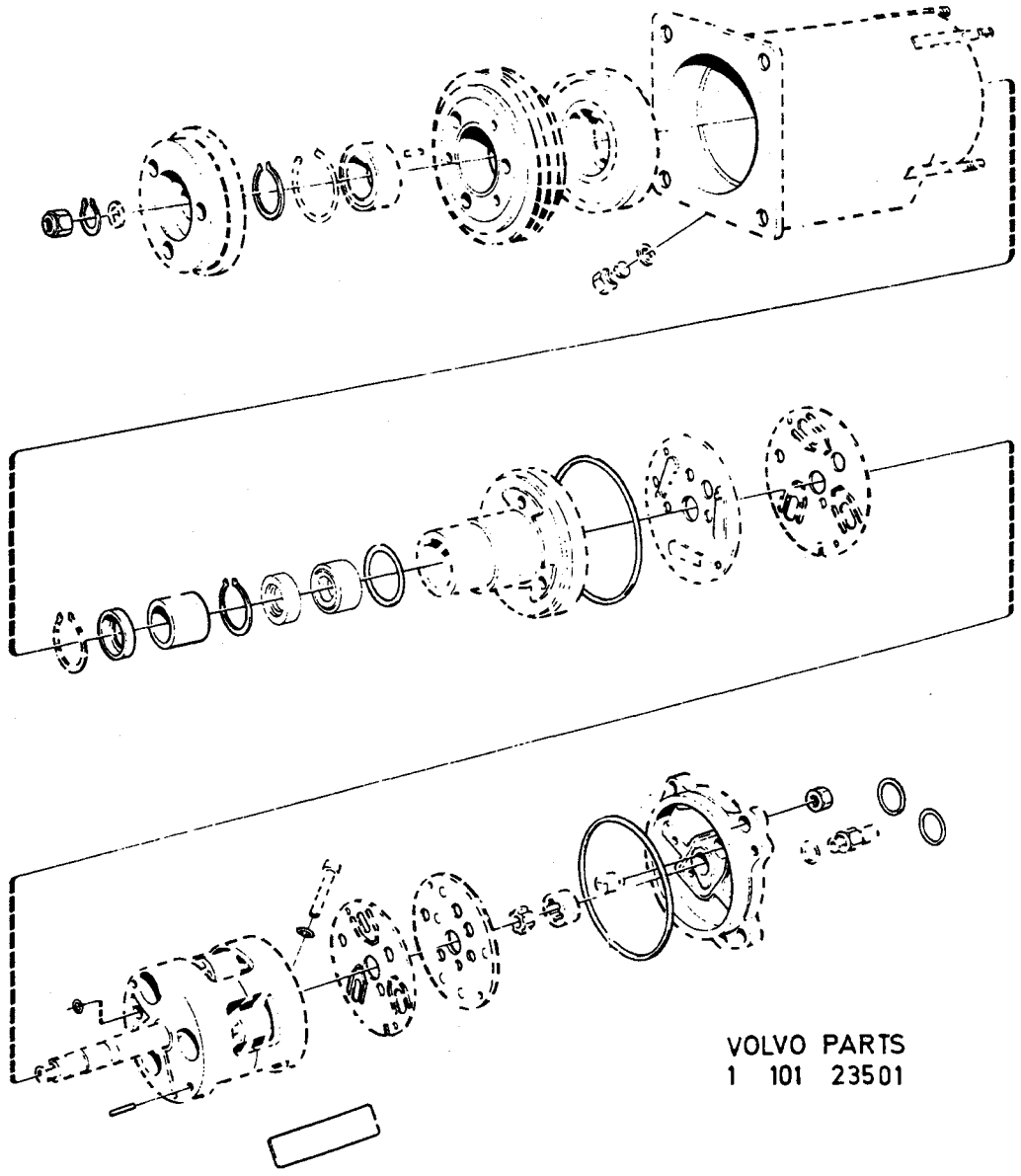

VOLVO PARTS
1 101 23501

A
B
C
D
E

REPAIR KITS COMPRESSOR — REPARATIONSSATS KOMPRESSOR

Group / Grupp 87

Page / Sida 1201

6CYL

Fig	Part No. / Artikel nr	Quantity /Antal A	B	C	D	E	P S	Description	Benämning	Notes / Anmärkning	S R
1	273369-9	1	-	-	-	-		Repair kit	Reparationssats		5
2	273370-7	1	-	-	-	-		Circlip kit	Låsringsats		5
3	273371-5	1	-	-	-	-		Gasket kit	Packningsats		5
4	273372-3	1	-	-	-	-		Nut set	Muttersats		5

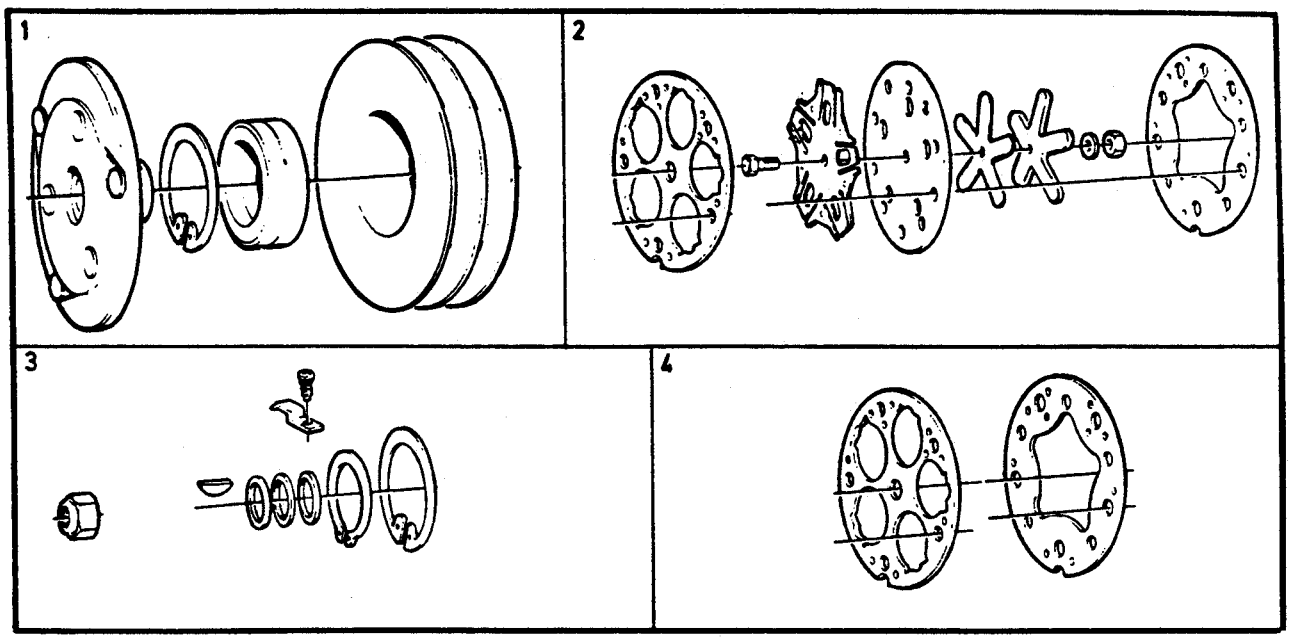
1
2
3
4

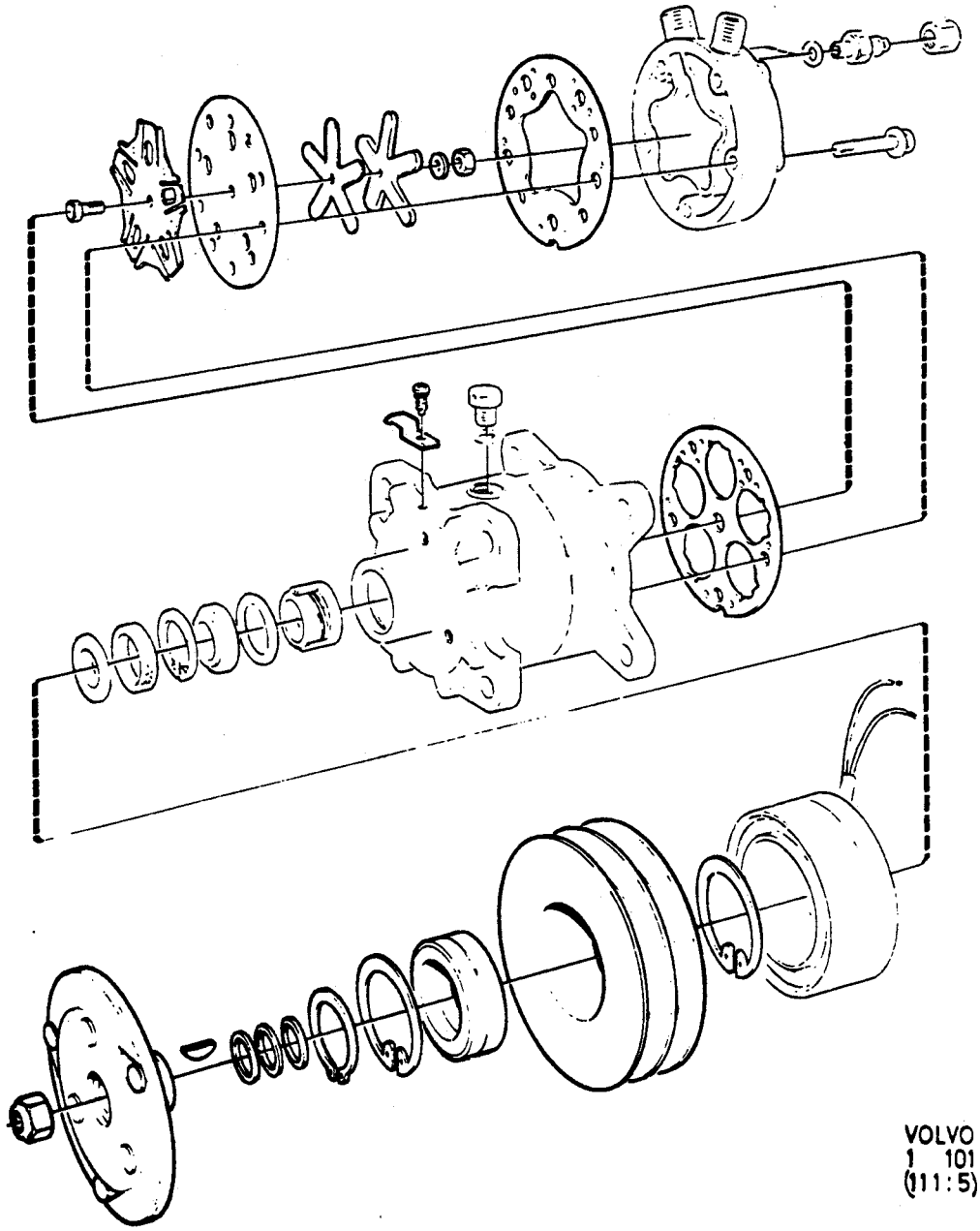

A
B
C
D
E

REPAIR KITS COMPRESSOR — REPARATIONSSATS KOMPRESSOR

Group Grupp 87

Page Sida 1203

DSL

Fig	Part No. Artikel nr	Quantity /Antal A	B	C	D	E	PS	Description	Benämning	Notes Anmärkning	SR
1		1	-	-	-	-	NS	Repair kit pulley	Reparationssats remskiva	(1695481)	
2	1695474-5	1	-	-	-	-		Repair kit valve plate with gasket	Reparationssats ventilplatta med packning	REPL 1 PCS 1698666-3	4
3		1	-	-	-	-		Repair kit	Reparationssats	(1188762)	
4	1695473-7	1	-	-	-	-		*Gasket kit*	Packningsats	REPL 1 PCS 1698665-5	3

A
B
C
D
E

SUB GROUP
INTERIOR EQUIPMENT

UNDERGRUPP
INVÄNDIG UTRUSTNING

Group
Grupp
88

Page
Sida
1205

Fig	Part No. Artikel nr	Quantity /Antal A	B	C	D	E	PS	Description	Benämning	Notes Anmärkning	SR
		-	-	-	-	-		Dashboard	Instrumentbräda	SEE 88•1207	
		-	-	-	-	-		Parking brake casing	Handbromskåpa	SEE 88•1217	
		-	-	-	-	-		Sun visor,interior rear mirror entry handle	Solskydd, backspegel instegshandtag	SEE 88•1219	
		-	-	-	-	-		Armrest front	Armstöd främre	SEE 88•1221	
		-	-	-	-	-		Armrest rear door pocket	Armstöd bakre dörrfack	SEE 88•1223	
		-	-	-	-	-		Head restraint	Nackskydd	SEE 88•1225	
		-	-	-	-	-		Seat belt front ..... EXC EUROPE, INCL (SF)	Bilbälte främre ..... EXC EUROPE, INCL (SF)	SEE 88•1231	
		-	-	-	-	-		Seat belt front ..... EUROPE EXC (SF)	Bilbälte främre ..... EUROPE EXC (SF)	SEE 88•1233	
		-	-	-	-	-		Seat belt rear 4DRS	Bilbälte bakre 4DRS	SEE 88•1235	
		-	-	-	-	-		Seat belt rear 5DRS	Bilbälte bakre 5DRS	SEE 88•1237	

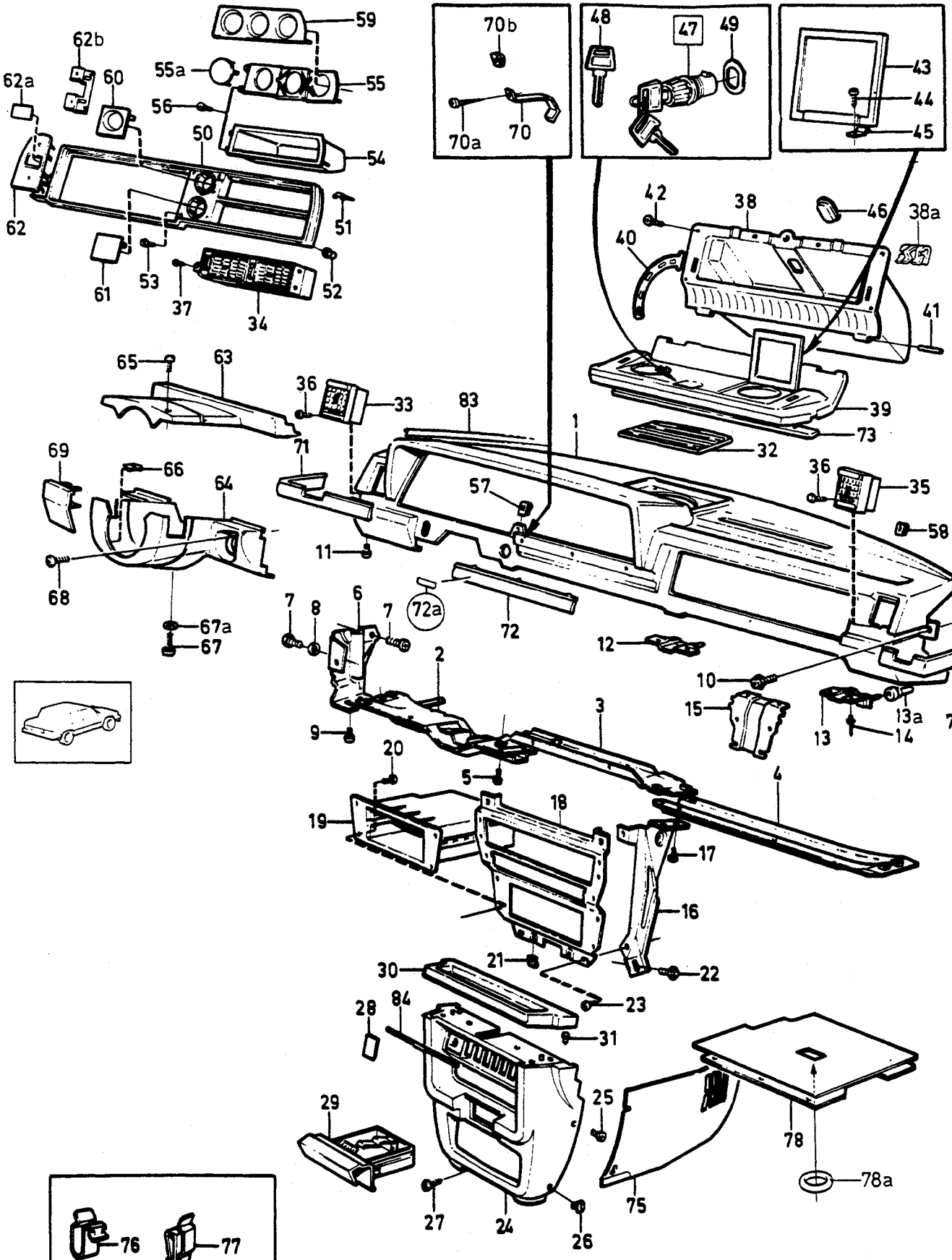

VOLVO
Genuine Parts
PV880 43892

A	L.H.D
B	R.H.D
C	
D	
E	

DASHBOARD — INSTRUMENTBRÄDA

Group / Grupp 88

Page / Sida 1207

Fig	Part No. / Artikel nr	Quantity / Antal A	B	C	D	E	PS	Description	Benämning	Notes / Anmärkning	SR
1	1364078-4	1	-	-	-	-		Instrument panel, black	Instrumentpanel, svart	(1259000)	5
	1364082-6	-	1	-	-	-		Instrument panel, black	Instrumentpanel, svart	(1259001)	5
	(1364079)	1	-	-	-	-	SP	Instrument panel, blue	Instrumentpanel, blå	REPL 1 PCS 1348391-2, 1 PCS 1348487-8.	5
	1348391-2	1	-	-	-	-		Instrument panel, blue	Instrumentpanel, blå	1) 1986-	5
	(1307788)	-	1	-	-	-	SP	Instrument panel, blue	Instrumentpanel, blå	REPL 1 PCS 1348399-5, 1 PCS 1348487-8.	5
	1348399-5	-	1	-	-	-		Instrument panel, blue	Instrumentpanel, blå	1)	5
	(1364080)	1	-	-	-	-	SP	Instrument panel, beige	Instrumentpanel, beige	-1986 REPL 1 PCS 1348393-8, 1 PCS 1348494-4.	5
	1348393-8	1	-	-	-	-		Instrument panel, beige	Instrumentpanel, beige	1) 1986-	5
	(1307789)	-	1	-	-	-	SP	Instrument panel, beige	Instrumentpanel, beige	REPL 1 PCS 1348401-9, 1 PCS 1348494-4.	5
	1348401-9	-	1	-	-	-		Instrument panel, beige	Instrumentpanel, beige	1)	5
	1307782-1	1	-	-	-	-		Instrument panel, grey	Instrumentpanel, grå		5
	1307790-4	-	1	-	-	-		Instrument panel, grey	Instrumentpanel, grå		5
	(1307783)	1	-	-	-	-	SP	Instrument panel, brown	Instrumentpanel, brun	-1985 REPL 1 PCS 1364081-8.	5
	(1364081)	1	-	-	-	-	SP	Instrument panel, brown	Instrumentpanel, brun	1986- REPL 1 PCS 1348395-3, 1 PCS 1348500-8.	5
	1348395-3	1	-	-	-	-		Instrument panel, brown	Instrumentpanel, brun	1) 1986-	5
	(1307791)	-	1	-	-	-	SP	Instrument panel, brown	Instrumentpanel, brun	REPL 1 PCS 1348403-5, 1 PCS 1348500-8.	5
	1348403-5	-	1	-	-	-		Instrument panel, brown	Instrumentpanel, brun	1)	5
2	1347878-9	1	-	-	-	-		Member, l.h.	Balk, v	EXC (S), (N), (DK),(SF) -1985	5
	1347824-3	1	-	-	-	-		Member, l.h.	Balk, v	(S), (N), (DK),(SF) -1985	5
	1347824-3	1	-	-	-	-		Member, l.h.	Balk, v	1986-	5
	1259041-0	-	1	-	-	-		Member, r.h.	Balk, h	EXC (S), (N), (DK),(SF), -1985	5
	1347946-4	-	1	-	-	-		Member, r.h.	Balk, h	(S), (N), (DK),(SF), -1985	5
	1347946-4	-	1	-	-	-		Member, r.h.	Balk, h	1986-	5
3	1234711-8	1	1	-	-	-		Intermediate member	Mellanbalk		4
4	1259050-1	1	-	-	-	-		Member, r.h.	Balk, h		5
	1259051-9	-	1	-	-	-		Member, l.h.	Balk, v		5
5	956092-1	4	4	-	-	-		Screw	Skruv		2
6	1259233-3	1	1	-	-	-		Bracket, l.h.	Konsol, v		5
	1259235-8	1	1	-	-	-		Bracket, r.h.	Konsol, h		5
7	955294-4	4	4	-	-	-		Screw	Skruv		2
8	941907-8	2	2	-	-	-		Spring washer	Fjäderbricka		2
9	956092-1	4	4	-	-	-		Screw	Skruv		2
10	956092-1	2	2	-	-	-		Screw	Skruv		2
11	956092-1	4	4	-	-	-		Screw	Skruv		2
12	1259018-8	1	1	-	-	-		Bracket centre	Konsol mittre		5
13	1259237-4	2	2	-	-	-		Bracket outer	Konsol yttre		5
13a	*(1307654)*	3	3	-	-	-	SP	Plug	Plugg		3
14	947093-1	10	10	-	-	-		Blind rivet	Blindnit	4,0 X 4,9	2
15		-	-	-	-	-		Bracket	Konsol	W/O COMBU	
								Defroster outlet	Defrostermunstycke	SEE 87•1149 COMBU	
☆ 16	1364423-2	1	1	-	-	-		Support, l.h.	Stöd, v	SEE 87•1151 (1215245)	5
☆	1364421-6	1	1	-	-	-		Support, r.h.	Stöd, h	(1324782)	5
17	956092-1	3	3	-	-	-		Screw	Skruv	RX M6X12	2

1) Partly coloured, top section black. / Partiellt färgad, överdel svart.

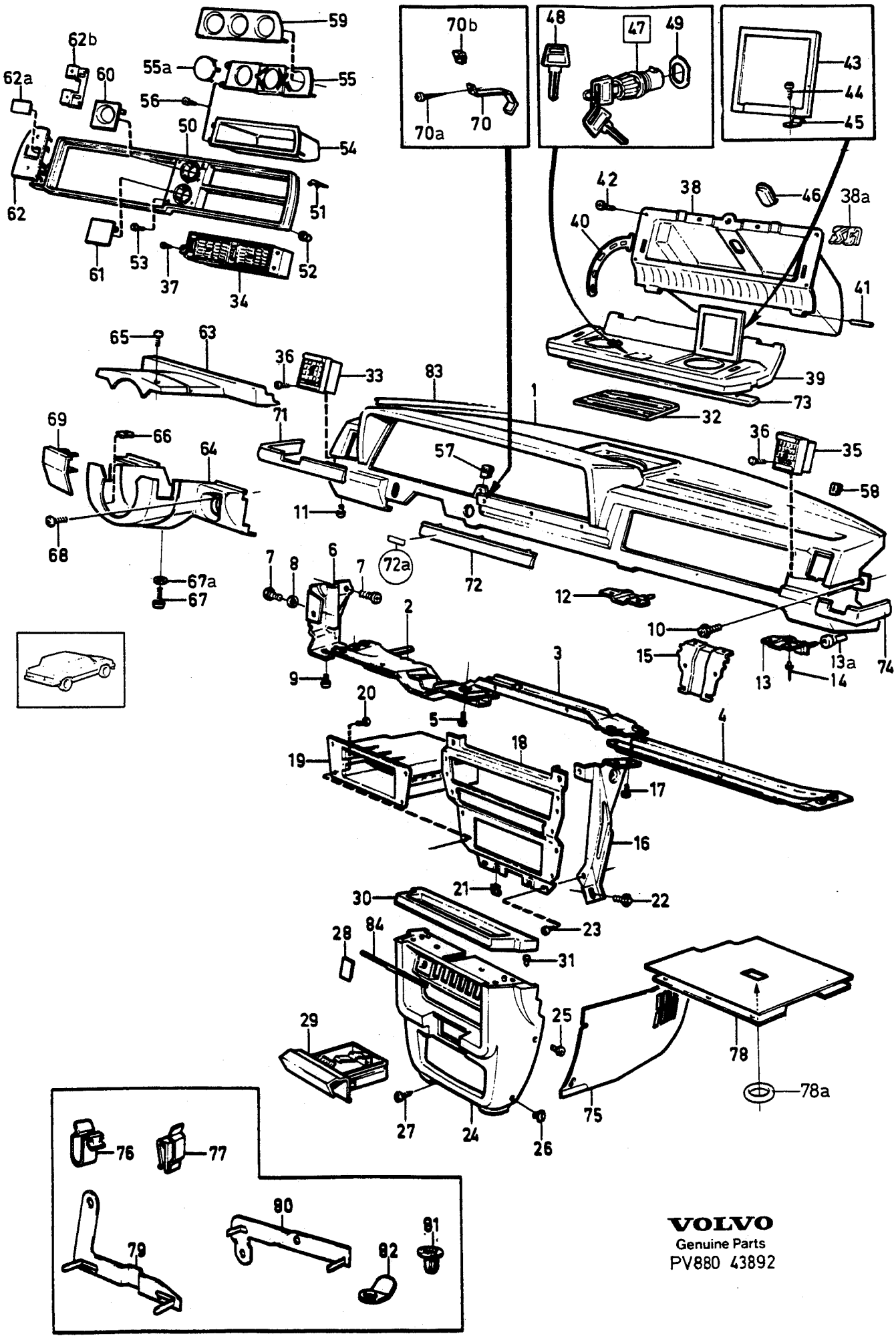

VOLVO
Genuine Parts
PV880 43892

A	L.H.D
B	R.H.D
C	
D	
E	

DASHBOARD — INSTRUMENTBRÄDA

Group / Grupp: 88

Page / Sida: 1209

Fig	Part No. / Artikel nr	Quantity / Antal A	B	C	D	E	PS	Description	Benämning	Notes / Anmärkning	SR
	956094-7	1	1	-	-	-		Screw	Skruv	RX M6X16	2
18	1348996-8	1	1	-	-	-		Front plate	Frontplåt	(1259062)	5
19	1215345-8	1	1	-	-	-		Radio box	Radiofack		5
20	955126-8	2	2	-	-	-		Screw	Skruv		2
21	191391-2	2	2	-	-	-		Spring nut	Fjädermutter		2
22	944926-5	2	2	-	-	-		Flange screw	Flänsskruv		2
23	956092-1	4	4	-	-	-		Screw	Skruv		2
24	1360901-1	1	1	-	-	-		Control panel, black	Reglagepanel, svart	(1259056)	4
	1360904-5	1	1	-	-	-		Control panel, blue	Reglagepanel, blå	(1259877)	4
	1360903-7	1	1	-	-	-		Control panel, beige	Reglagepanel, beige	(1259878)	4
	1259879-3	1	1	-	-	-		Control panel, grey	Reglagepanel, grå		4
	1360902-9	1	1	-	-	-		Control panel, brown	Reglagepanel, brun	(1259880)	4
25	1348436-5	2	2	-	-	-		Screw	Skruv	(949565)	2
26	1234286-1	2	2	-	-	-		Clip, black	Clips, svart		3
	1307257-4	2	2	-	-	-		Clip, blue	Clips, blå		3
	1307258-2	2	2	-	-	-		Clip, beige	Clips, beige		3
	1307259-0	2	2	-	-	-		Clip, grey	Clips, grå		3
	1307260-8	2	2	-	-	-		Clip, brown	Clips, brun		3
27	947248-1	2	2	-	-	-		Screw	Skruv		2
28	1210690-2	X	X	-	-	-		Cover, black	Lock, svart		4
29	1364210-3	1	1	-	-	-		Ashtray, black	Askkopp, svart	(1360905) 4DRS CH -242008, 5DRS CH -738439.	3
	1364210-3	1	1	-	-	-		Ashtray, black	Askkopp, svart	4DRS CH 242009-, 5DRS CH 738440-.	3
	1364211-1	1	1	-	-	-		Ashtray, blue	Askkopp, blå	(1360906)	3
	1364212-9	1	1	-	-	-		Ashtray, beige	Askkopp, beige	(1360907) 4DRS CH -243766, 5DRS CH -739795.	3
	1364212-9	1	1	-	-	-		Ashtray, beige	Askkopp, beige	4DRS CH 243767-, 5DRS CH 739796-.	3
	1259887-6	1	1	-	-	-		Ashtray, grey	Askkopp, grå		3
	1364213-7	1	1	-	-	-		Ashtray, brown	Askkopp, brun	(1360908)	3
30	1259057-6	1	1	-	-	-		Shelf, black	Hylla, svart		4
	1259927-0	1	1	-	-	-		Shelf, blue	Hylla, blå		4
	1259928-8	1	1	-	-	-		Shelf, beige	Hylla, beige		4
	1259929-6	1	1	-	-	-		Shelf, grey	Hylla, grå		4
	1259930-4	1	1	-	-	-		Shelf, brown	Hylla, brun		4
31	1308939-6	4	4	-	-	-		Clip	Clips		3
32	1307095-8	1	1	-	-	-		Loudspeaker grille, black	Högtalargaller, svart		5
	1307096-6	1	1	-	-	-		Loudspeaker grille, blue	Högtalargaller, blå		5
	1307097-4	1	1	-	-	-		Loudspeaker grille, beige	Högtalargaller, beige	-1986	5
	1307098-2	1	1	-	-	-		Loudspeaker grille, grey	Högtalargaller, grå		5
	1307099-0	1	1	-	-	-		Loudspeaker grille, brown	Högtalargaller, brun		5
33	1348385-4	-	-	-	-	-		Valve housing, l.h. outer	Ventilhus, v yttre		4
34	1348380-5	1	-	-	-	-		Valve housing centre	Ventilhus mittre	(1259086)	4
	1348384-7	-	1	-	-	-		Valve housing centre	Ventilhus mittre	(1259087)	4
35	1348386-2	1	1	-	-	-		Valve housing, r.h. outer	Ventilhus, h yttre	(1259069)	4
36	955127-6	2	2	-	-	-		Screw	Skruv		2
37	965268-6	1	1	-	-	-		Screw	Skruv		2
38	1259027-9	1	1	-	-	-		Glove compartment	Handskfack	-1985	5
	1365996-6	1	1	-	-	-		Glove compartment	Handskfack	1986-	4
38a	1221347-6	1	-	-	-	-		Clip	Clips		3
39	1259028-7	1	1	-	-	-		Cover plate, black	Lucka, svart	-1985	4
	1348481-1	1	1	-	-	-		Cover plate, black	Lucka, svart	1986-	4
	1307759-9	1	1	-	-	-		Cover plate, blue	Lucka, blå	-1985	4
	1348484-5	1	1	-	-	-		Cover plate, blue	Lucka, blå	1986-	4
	1348487-8	1	1	-	-	-		Cover plate, blue	Lucka, blå	1) 1986-	4
	1307760-7	1	1	-	-	-		Cover plate, beige	Lucka, beige	-1985	4
	1348491-0	1	1	-	-	-		Cover plate, beige	Lucka, beige	1986-	4

1) Partly coloured, top section black. / Partiellt färgad, överdel svart.

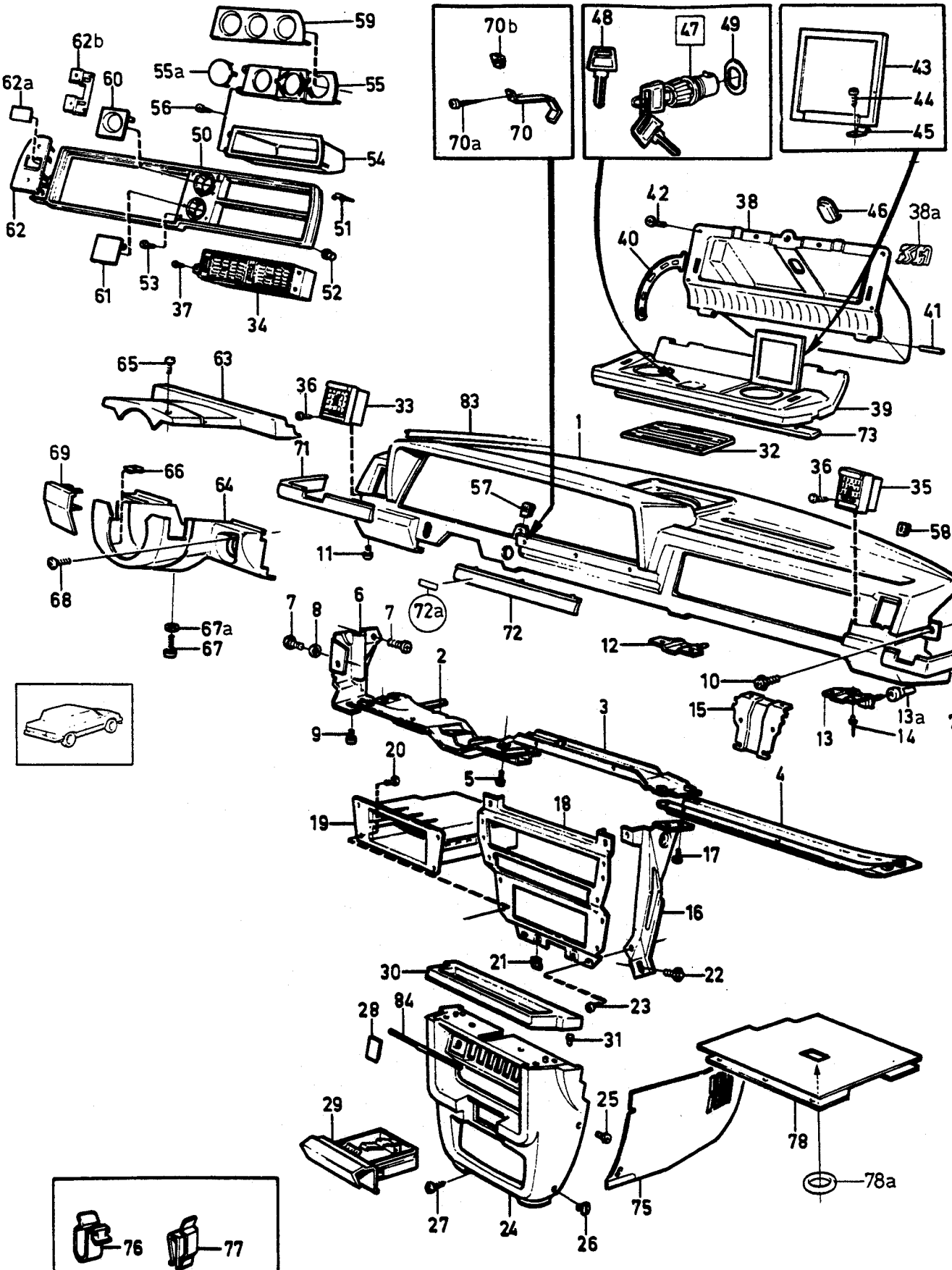

VOLVO
Genuine Parts
PV880 43892

A	L.H.D
B	R.H.D
C	
D	
E	

DASHBOARD — INSTRUMENTBRÄDA

Group / Grupp 88

Page / Sida 1211

Fig	Part No. / Artikel nr	Quantity /Antal A	B	C	D	E	PS	Description	Benämning	Notes / Anmärkning	SR
	1348494-4	1	1	-	-	-		Cover plate, beige	Lucka, beige	1) 1986-	4
	1307761-5	1	1	-	-	-		Cover plate, grey	Lucka, grå	-1985	4
	1307762-3	1	1	-	-	-		Cover plate, brown	Lucka, brun	-1985	4
	1348497-7	1	1	-	-	-		Cover plate, brown	Lucka, brun	1986-	4
	1348500-8	1	1	-	-	-		Cover plate, brown	Lucka, brun	1) 1986-	4
40	1259033-7	2	2	-	-	-		Stop arm	Stopparm		4
41	1307639-3	2	2	-	-	-		Shaft	Axel		3
42	947246-5	7	7	-	-	-		Screw	Skruv		2
43	1259337-2	1	1	-	-	-		Mirror	Spegel		3
44	945761-5	2	2	-	-	-		Screw	Skruv		2
45	1234376-0	2	2	-	-	-		Spring	Fjäder		3
46		-	-	-	-	-		Lens	Lins	SEE **36**•477	
								Switch	Strömställare		
								Lamp	Belysning		
								Dashboard	Instrumentbräda		
47		1	1	-	-	-		Lock kit	Låssats	-1985	
										SEE **83**•963	
		1	1	-	-	-		Lock kit	Låssats	1986-	
										SEE **83**•969	
48	1213202-3	X	X	-	-	-		Key blank	Nyckelämne	1985	2
	1320306-2	X	X	-	-	-		Key blank	Nyckelämne	1986-	2
49	1259988-2	1	1	-	-	-		Washer	Bricka	-1985	3
	1371389-6	1	1	-	-	-		Washer	Bricka	(1307842) 1986-	3
50	1362203-0	1	-	-	-	-		Frame	Sarg		4
	1362204-8	-	1	-	-	-		Frame	Sarg	(1259247)	4
51	1259515-3	4	4	-	-	-		Clip	Clips		3
52	1307377-0	6	6	-	-	-		Spring nut	Fjädermutter		2
53	965331-2	2	2	-	-	-		Screw	Skruv	(944299)	2
54	1259505-4	1	-	-	-	-		Panel box	Panellåda		5
	1259506-2	-	1	-	-	-		Panel box	Panellåda		5
55	1259658-1	1	-	-	-	-		Carrier	Hållare		4
55a	1308472-8	2	2	-	-	-		Cap	Lock	ALTER	4
56	965268-6	1	1	-	-	-		Screw	Skruv		2
57	191391-2	2	2	-	-	-		Spring nut	Fjädermutter		2
58	948571-5	2	2	-	-	-		Spring nut	Fjädermutter		2
59	1259660-7	1	-	-	-	-		Cover panel	Täckpanel		4
60	1259730-8	1	1	-	-	-		Cover panel	Täckpanel	ALTER	4
61	1259731-6	1	1	-	-	-		Cover	Lock	ALTER	4
62	1308859-6	1	-	-	-	-		Cover panel	Täckpanel		5
	1308860-4	-	1	-	-	-		Cover panel	Täckpanel		5
62a	1259719-1	1	1	-	-	-		Cap	Lock	ALTER	4
62b	1308870-3	1	-	-	-	-		Retaining clip	Hållare		4
	1308871-1	-	1	-	-	-		Retaining clip	Hållare		4
63	*(1259024)*	1	1	-	-	-	SP	Cover upper	Kåpa övre	REPL 1 PCS 1364123-8, 1 PCS 1364343-2.	4
64	*(1348783)*	1	1	-	-	-	SP	Cover lower	Kåpa undre	REPL 1 PCS 1364343-2, 1 PSC 1364123-8	4
65	947247-3	2	2	-	-	-		Screw	Skruv		2
66	948571-5	2	2	-	-	-		Spring nut	Fjädermutter		2
67	956076-4	2	2	-	-	-		Screw	Skruv		2
67a	941905-2	2	2	-	-	-		Spring washer	Fjäderbricka		2
68	947245-7	2	2	-	-	-		Screw	Skruv		2
69	1307162-6	1	1	-	-	-		Cover panel	Täckpanel	F.I, DSL	4
70	1308923-0	1	1	-	-	-		Bracket	Konsol		5
70a	190896-1	1	1	-	-	-		Screw	Skruv		2
70b	191276-5	1	1	-	-	-		Spring nut	Fjädermutter		2
71	1348348-2	1	-	-	-	-		Trim moulding, l.h. outer	Prydnadslist, v yttre	(1259509)	4
	1348347-4	-	1	-	-	-		Trim moulding, l.h. outer	Prydnadslist, v yttre	(1259512)	4
72	1348344-1	1	-	-	-	-		Trim moulding centre	Prydnadslist mittre	(1259513)	4

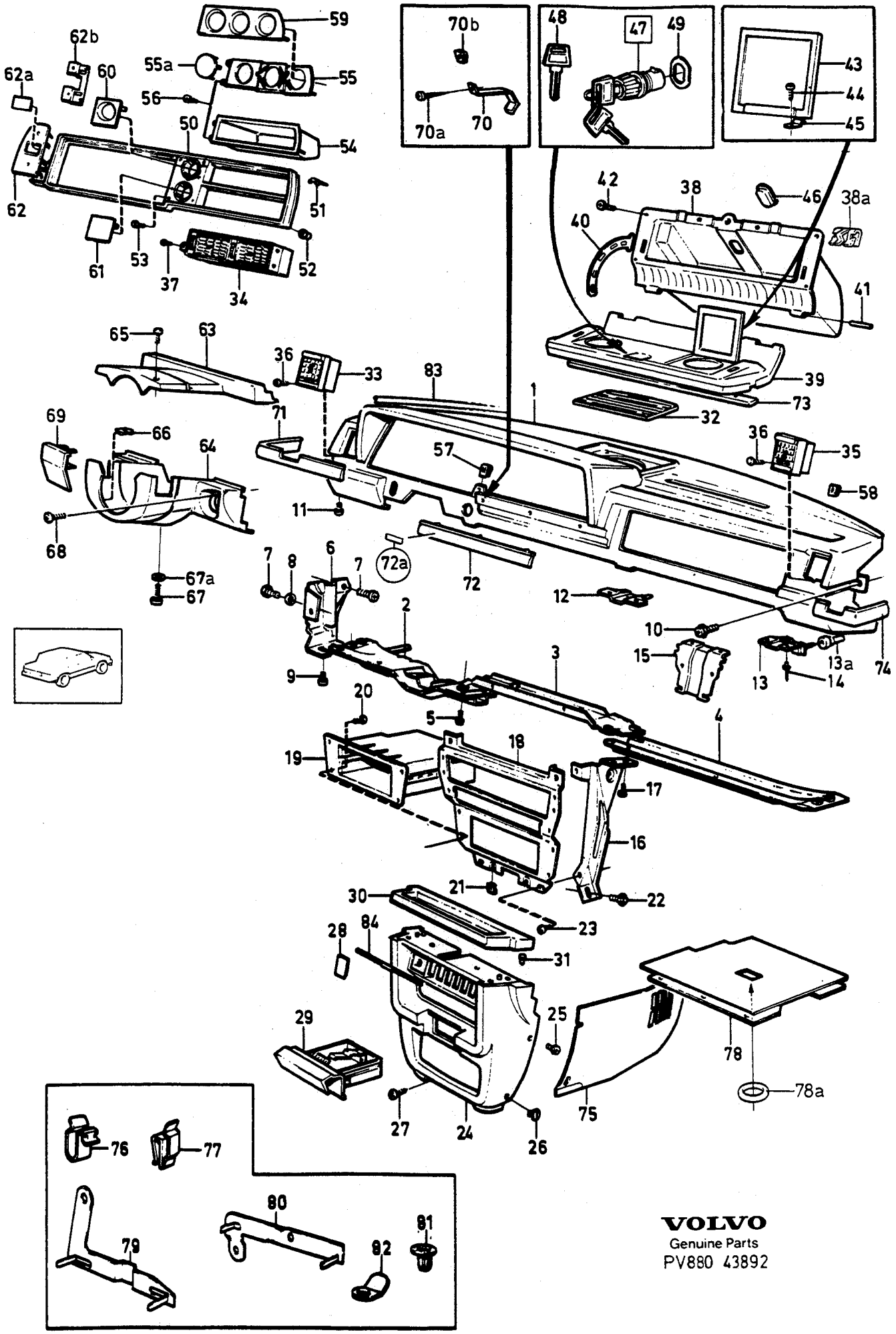

VOLVO
Genuine Parts
PV880 43892

A	L.H.D
B	R.H.D
C	
D	
E	

DASHBOARD — INSTRUMENTBRÄDA

Group / Grupp 88

Page / Sida 1213

Fig	Part No. / Artikel nr	Quantity /Antal A	B	C	D	E	PS	Description	Benämning	Notes / Anmärkning	SR
	1348345-8	-	1	-	-	-		Trim moulding centre	Prydnadslist mittre	(1307106)	4
72a		1	-	-	-	-		Decal	Dekal	SEE **89**-1243	
73	1348353-2	1	1	-	-	-		Trim moulding	Prydnadslist	(1259514)	4
								Glove compartment	Handskfack		
74	1348346-6	1	-	-	-	-		Trim moulding, r.h. outer	Prydnadslist, h yttre	(1259511) -1985	4
	1348346-6	1	-	-	-	-		Trim moulding, r.h. outer	Prydnadslist, h yttre	1986-	4
	1348349-0	-	1	-	-	-		Trim moulding, r.h. outer	Prydnadslist, h yttre	(1259510)	4
75		-	-	-	-	-		Hatch	Lucka	W/O COMBU	
	685857-5	1	1	-	-	-		•Cover plate, l.h. black	•Lucka, v, svart		5
	1307070-1	1	1	-	-	-		•Cover plate, l.h. blue	•Lucka, v, blå		5
	1307071-9	1	1	-	-	-		•Cover plate, l.h. beige	•Lucka, v, beige		5
	1307072-7	1	1	-	-	-		•Cover plate, l.h. grey	•Lucka, v, grå		5
	1307073-5	1	1	-	-	-		•Cover plate, l.h. brown	•Lucka, v, brun		5
	685858-3	1	1	-	-	-		•Cover plate, r.h. black	•Lucka, h, svart		5
	1307074-3	1	1	-	-	-		•Cover plate, r.h. blue	•Lucka, h, blå		5
	1307075-0	1	1	-	-	-		•Cover plate, r.h. beige	•Lucka, h, beige		5
	1307076-8	1	1	-	-	-		•Cover plate, r.h. grey	•Lucka, h, grå		5
	1307077-6	1	1	-	-	-		•Cover plate, r.h. brown	•Lucka, h, brun		5
		-	-	-	-	-		Hatch	Lucka	COMBU	
	1215512-3	1	1	-	-	-		•Cover plate, l.h. black	•Lucka, v, svart	W/O A.C, L.H.D A.C	5
	1215514-9	-	1	-	-	-		•Cover plate, l.h. black	•Lucka, v, svart	R.H.D A.C.	5
	1307078-4	1	1	-	-	-		•Cover plate, l.h. blue	•Lucka, v, blå	W/O A.C, L.H.D A.C	5
	1307140-2	-	1	-	-	-		•Cover plate, l.h. blue	•Lucka, v, blå	R.H.D A.C.	5
	1307079-2	1	1	-	-	-		•Cover plate, l.h. beige	•Lucka, v, beige	W/O A.C, L.H.D A.C	5
	1307141-0	-	1	-	-	-		•Cover plate, l.h. beige	•Lucka, v, beige	R.H.D A.C.	5
	1307080-0	1	1	-	-	-		•Cover plate, l.h. grey	•Lucka, v, grå	W/O A.C, L.H.D A.C	5
	1307142-8	-	1	-	-	-		•Cover plate, l.h. grey	•Lucka, v, grå	R.H.D A.C.	5
	1307081-8	1	1	-	-	-		•Cover plate, l.h. brown	•Lucka, v, brun	W/O A.C, L.H.D A.C	5
	1307143-6	-	1	-	-	-		•Cover plate, l.h. brown	•Lucka, v, brun	R.H.D A.C.	5
	1215513-1	1	1	-	-	-		•Cover plate, r.h. black	•Lucka, h, svart	W/O A.C, R.H.D A.C	5
	1215520-6	1	-	-	-	-		•Cover plate, r.h. black	•Lucka, h, svart	L.H.D A.C.	5
	1307082-6	1	1	-	-	-		•Cover plate, r.h. blue	•Lucka, h, blå	W/O A.C, R.H.D A.C	5
	1307135-2	1	-	-	-	-		•Cover plate, r.h. blue	•Lucka, h, blå	L.H.D A.C.	5
	1307083-4	1	1	-	-	-		•Cover plate, r.h. beige	•Lucka, h, beige	W/O A.C, R.H.D A.C	5
	1307136-0	1	-	-	-	-		•Cover plate, r.h. beige	•Lucka, h, beige	L.H.D A.C.	5
	1307084-2	1	1	-	-	-		•Cover plate, r.h. grey	•Lucka, h, grå	W/O A.C, R.H.D A.C	5
	1307137-8	1	-	-	-	-		•Cover plate, r.h. grey	•Lucka, h, grå	L.H.D A.C.	5
	1307085	1	1	-	-	-	OP	•Cover plate, r.h. brown	•Lucka, h, brun	W/O A.C, R.H.D A.C	5
	1307138-6	1	-	-	-	-		•Cover plate, r.h. brown	•Lucka, h, brun	L.H.D A.C.	5
76	946251-6	1	1	-	-	-		Retainer	Hållare	W/O COMBU.	4
77	943811-0	1	1	-	-	-		Retainer	Hållare	COMBU.	3
78	1246952-4	1	-	-	-	-		Panel, l.h.	Panel, v	W/O COMBU.	5
	1246256-0	-	1	-	-	-		Panel, l.h.	Panel, v	W/O COMBU.	5
	1304196-7	1	-	-	-	-		Panel, l.h.	Panel, v	COMBU.	5
	1246257-8	-	1	-	-	-		Panel, l.h.	Panel, v	COMBU.	5
	1246953-2	1	-	-	-	-		Panel, r.h.	Panel, h	W/O COMBU.	5
	1254475-5	-	1	-	-	-		Panel, r.h.	Panel, h	W/O COMBU.	5
	1304197-5	1	-	-	-	-		Panel, r.h.	Panel, h	W/O COMBU. (D) 4DRS CH 186898- 5DRS CH 694358-	5
	1304197-5	1	-	-	-	-		Panel, r.h.	Panel, h	COMBU.	5
	1254477-1	-	1	-	-	-		Panel, r.h.	Panel, h	COMBU.	5
78a	1254117-3	2	2	-	-	-		O-ring	O-ring		3
79	1247730-3	1	1	-	-	-		Anchorage, l.h.	Fäste, v		5
	1247731-1	1	-	-	-	-		Anchorage, r.h.	Fäste, h		5
80	1247732-9	-	1	-	-	-		Anchorage, r.h.	Fäste, h		5
81	1247572-9	10	10	-	-	-		Clip	Clips		2
82	948927-9	2	2	-	-	-		Clamp	Klamma		3
83	1307853-0	1	1	-	-	-		Cover moulding	Täcklist		4
84		-	-	-	-	-		Light moulding	Ljuslist	SEE **36**-477	

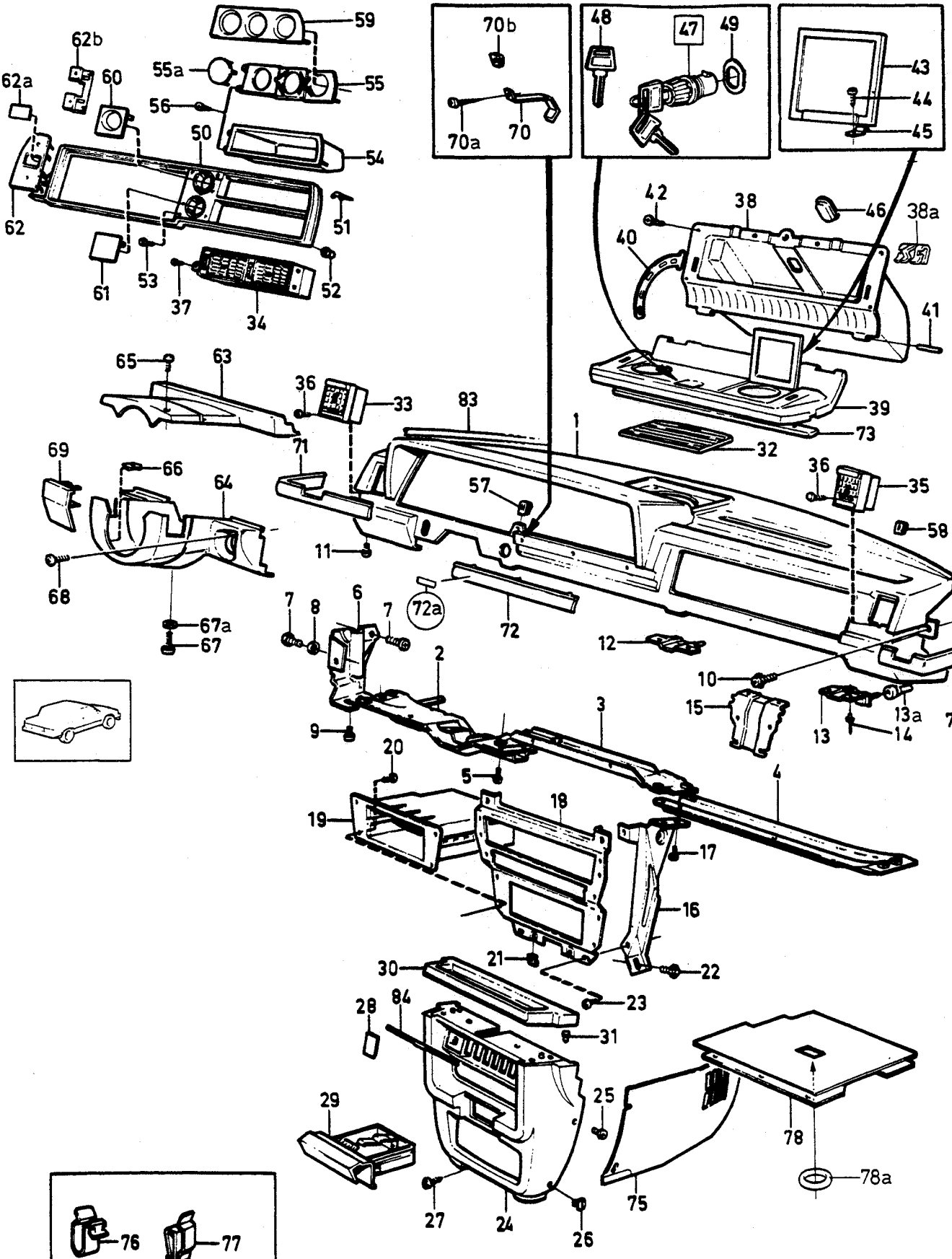

VOLVO
Genuine Parts
PV880 43892

A	L.H.D	DASHBOARD INSTRUMENTBRÄDA	Group Grupp 88
B	R.H.D		Page Sida 1215
C			
D			
E			

Fig	Part No. Artikel nr	Quantity /Antal A	B	C	D	E	P S	Description	Benämning	Notes Anmärkning	S R
								Switch Lamp Dashboard	Strömställare Belysning Instrumentbräda		

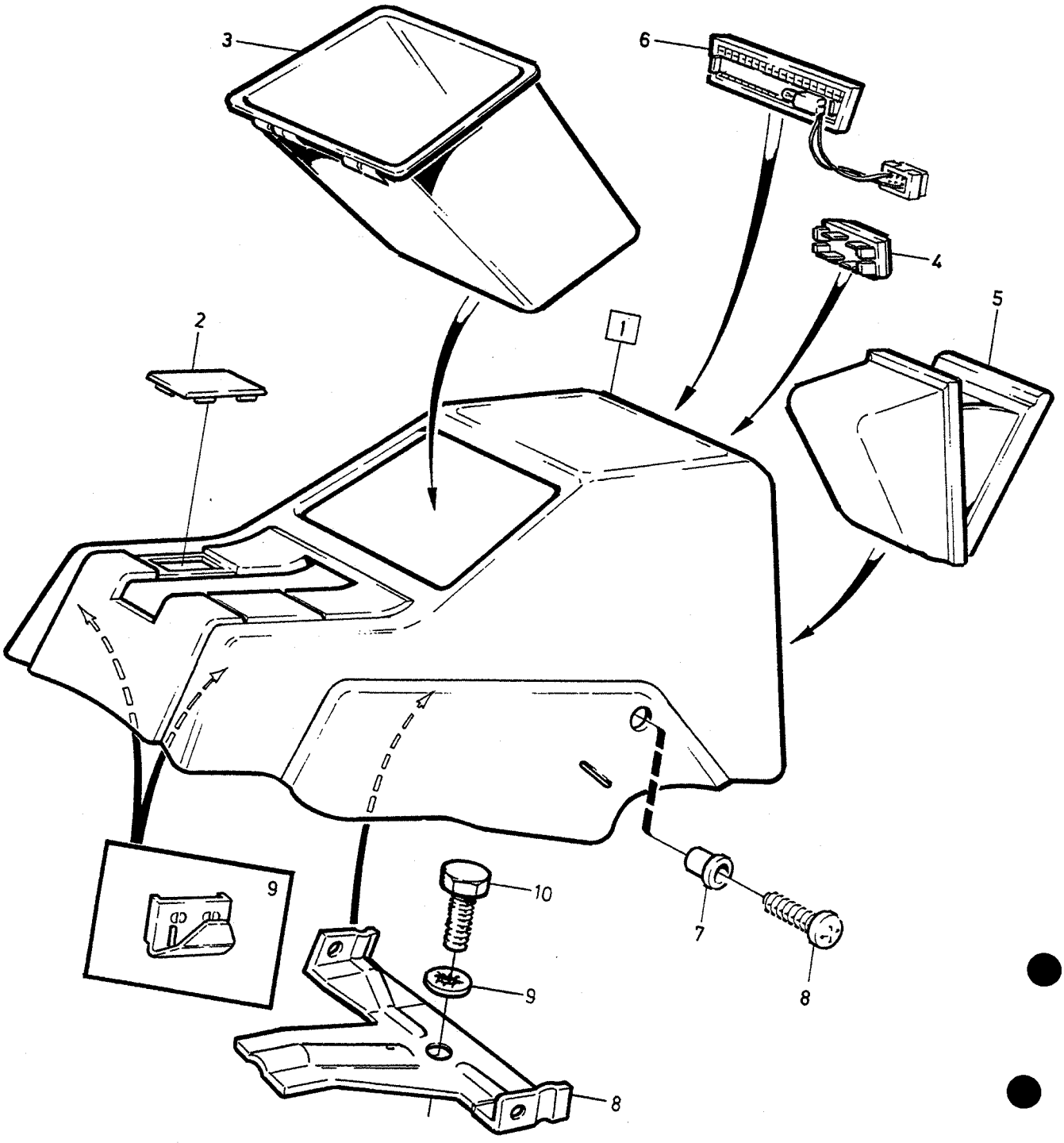

VOLVO
Genuine Parts
PV 880 53641

A
B
C
D
E

PARKING BRAKE CASING — HANDBROMSKÅPA

Group / Grupp 88

Page / Sida 1217

Fig	Part No. / Artikel nr	Quantity / Antal A	B	C	D	E	PS	Description	Benämning	Notes / Anmärkning	SR
1	*(1350967)*	1	-	-	-	-	SP	Handbrake cover, black	Handbromskåpa, svart	-1985. REPL 1 PCS 1373615-2, 2 PCS 1210690-2.	4
	1373615-2	1	-	-	-	-		Handbrake cover, black	Handbromskåpa, svart	1986-	4
	(1350968)	1	-	-	-	-	SP	Handbrake cover, blue	Handbromskåpa, blå	-1985. REPL 1 PCS 1373616-0, 2 PCS 1350944-3.	4
	1373616-0	1	-	-	-	-		Handbrake cover, blue	Handbromskåpa, blå	1986-	4
	(1350970)	1	-	-	-	-	SP	Handbrake cover, beige	Handbromskåpa, beige	-1985. REPL 1 PCS 1373617-8, 2 PCS 1350942-7.	4
	1373617-8	1	-	-	-	-		Handbrake cover, beige	Handbromskåpa, beige	1986-	4
	(1350971)	1	-	-	-	-	SP	Handbrake cover, brown	Handbromskåpa, brun	-1985. REPL 1 PCS 1373618-6, 2 PCS 1350941-9.	4
	1373618-6	1	-	-	-	-		Handbrake cover, brown	Handbromskåpa, brun	1986-	4
2	1210690-2	2	-	-	-	-		Cover, black	Lock, svart		4
	1350944-3	2	-	-	-	-		Cover, blue	Lock, blå		4
	1350942-7	2	-	-	-	-		Cover, beige	Lock, beige		4
	1350941-9	2	-	-	-	-		Cover, brown	Lock, brun		4
3	1244479-0	1	-	-	-	-		Tunnel tray, black	Tunnelfack, svart	ALTER	4
	1244480-8	1	-	-	-	-		Tunnel tray, blue	Tunnelfack, blå	ALTER	4
	1244481-6	1	-	-	-	-		Tunnel tray, beige	Tunnelfack, beige	ALTER	4
	1244483-2	1	-	-	-	-		Tunnel tray, brown	Tunnelfack, brun	ALTER	4
4	1224588-2	1	-	-	-	-		Cover, black	Lock, svart	ALTER	4
	1244704	1	-	-	-	-	OP	Cover, blue	Lock, blå	ALTER	4
	1244703-3	1	-	-	-	-		Cover, beige	Lock, beige	ALTER	4
	1244701	1	-	-	-	-	OP	Cover, brown	Lock, brun	ALTER	4
5	1224102-2	1	-	-	-	-		Ashtray, black	Askkopp, svart		3
	1294992-1	1	-	-	-	-		Ashtray, blue	Askkopp, blå		3
	1294993-9	1	-	-	-	-		Ashtray, beige	Askkopp, beige		3
	1294995-4	1	-	-	-	-		Ashtray, brown	Askkopp, brun		3
6		-	-	-	-	-		Lamp	Lampa	SEE 88•1231	
		-	-	-	-	-		Control lamp rear seatbelt	Kontrollampa säkerhetsbälte bakre	SEE 36•477	
7	1210473-3	2	-	-	-	-		Bushing, black	Bussning, svart		3
	1244010-3	2	-	-	-	-		Bushing, blue	Bussning, blå		3
	1244011-1	2	-	-	-	-		Bushing, beige	Bussning, beige		3
	1244013-7	2	-	-	-	-		Bushing, brown	Bussning, brun		3
☆ 8	972018-6	2	-	-	-	-		Screw	Skruv	(947251)"TORX"	2
9	1370396-2	2	-	-	-	-		Clip	Clips	1986-	3
		1	-	-	-	-		Control lamp rear seatbelt	Kontrollampa säkerhetsbälte bakre	SEE 36•477	
☆ 10	1244404-8	1	-	-	-	-		Bracket	Konsol		4
11	940147-2	2	-	-	-	-		Lock washer	Låsbricka		2
12	955689-5	2	-	-	-	-		Screw	Skruv		2

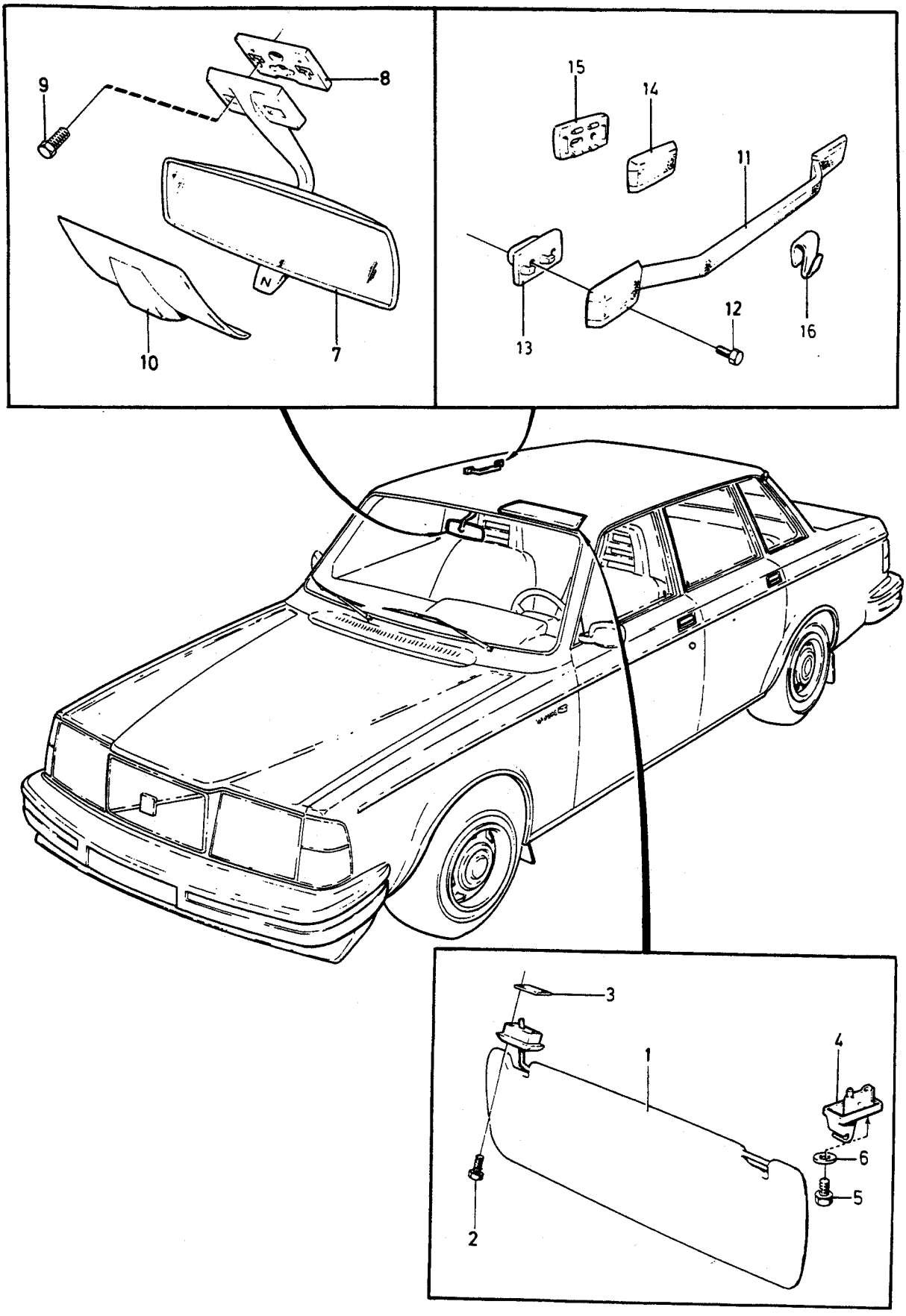

VOLVO PARTS
1 080 39773
(108:5)

A	4 DRS
B	5 DRS
C	
D	
E	

SUN VISOR,INTERIOR REAR MIRROR ENTRY HANDLE — SOLSKYDD, BACKSPEGEL INSTEGSHANDTAG

Group / Grupp 88

Page / Sida 1219

Fig	Part No. / Artikel nr	Quantity / Antal A	B	C	D	E	PS	Description	Benämning	Notes / Anmärkning	SR
		-	-	-	-	-		Sun visor	Solskydd	EXC (AUS)	
1	1264874-7	1	-	-	-	-		•Sun visor, l.h. white	•Solskydd, v, vit		3
	1225937-0	1	-	-	-	-		•Sun visor, l.h. black	•Solskydd, v, svart	-1985.	3
	1360909-4	-	1	-	-	-		•Sun visor, l.h.	•Solskydd, v	(1360762)	3
	1264875-4	1	-	-	-	-		•Sun visor, r.h. white	•Solskydd, h, vit		3
	1225940-4	1	-	-	-	-		•Sun visor, r.h. black	•Solskydd, h, svart	-1985.	3
	1360910-2	-	1	-	-	-		•Sun visor, r.h.	•Solskydd, h	(1360763)	3
		-	-	-	-	-		Sun visor	Solskydd	(AUS)	
	1313644-5	1	-	-	-	-		•Sun visor, l.h. white	•Solskydd, v, vit	-1985	3
	1264874-7	1	-	-	-	-		•Sun visor, l.h. white	•Solskydd, v, vit	1986-	3
	1313081-0	-	1	-	-	-		•Sun visor, l.h. white	•Solskydd, v, vit	-1985	3
	1360909-4	-	1	-	-	-		•Sun visor, l.h.	•Solskydd, v	1986-	3
	1313645-2	1	-	-	-	-		•Sun visor, r.h. white	•Solskydd, h, vit	-1985	3
	1264875-4	1	-	-	-	-		•Sun visor, r.h. white	•Solskydd, h, vit	1986-	3
	1313082-8	-	1	-	-	-		•Sun visor, r.h. white	•Solskydd, h, vit	-1985	3
	1360910-2	-	1	-	-	-		•Sun visor, r.h.	•Solskydd, h	1986-	3
2	960863-9	4	-	-	-	-		Screw	Skruv		2
	190665-0	-	6	-	-	-		Screw	Skruv		2
3	1244917-9	2	-	-	-	-		Cover washer, white	Täckbricka, vit	W/O S.R	4
	1313186-7	2	-	-	-	-		Cover washer, black	Täckbricka, svart	-1985 W/O S.R	4
4	1360896-3	2	-	-	-	-		Support, beige	Stöd, beige	(1264651)	3
	1264536-2	2	-	-	-	-		Support, black	Stöd, svart	-1985	3
	1360894-8	-	2	-	-	-		Support, beige	Stöd, beige	(1244770)	3
5	960865-4	2	2	-	-	-		Screw	Skruv		2
☆	969278-1	-	4	-	-	-		Screw	Skruv	(955138)	2
6	120085-6	2	-	-	-	-		Washer	Bricka		2
7	1224134-5	1	-	-	-	-		Rear view mirror	Backspegel		2
	1372111-3	-	1	-	-	-		Rear view mirror	Backspegel	(1224135)	2
8	1210423-8	1	-	-	-	-		Attaching plate	Fästplatta		4
	1224136-0	-	1	-	-	-		Attaching plate	Fästplatta		3
☆ 9	969278-1	3	-	-	-	-		Screw	Skruv	(955138)	2
	955174-8	-	3	-	-	-		Screw	Skruv		2
10	1204629-8	1	-	-	-	-		Mirror casing, white	Spegelkåpa, vit	W/O S.R	3
	1207726-9	1	-	-	-	-		Mirror casing, white	Spegelkåpa, vit	S.R	3
	1264502-4	1	-	-	-	-		Mirror casing, black	Spegelkåpa, svart	-1985 W/O S.R	3
	1294281-9	1	-	-	-	-		Mirror casing, black	Spegelkåpa, svart	-1985 S.R	3
11	1364021-4	3	3	-	-	-		Courtesy handle, white	Instegshandtag, vit	(1204594)	4
	1264450-6	3	-	-	-	-		Courtesy handle, black	Instegshandtag, svart	-1985	4
12	949460-0	16	-	-	-	-		Screw	Skruv		2
	968605-6	-	12	-	-	-		Screw	Skruv		2
13	1204598-5	6	-	-	-	-		Spacer, white	Distans, vit		5
	1264453-0	6	-	-	-	-		Spacer, black	Distans, svart	-1985	5
	1364061-0	-	6	-	-	-		Spacer washer	Distansbricka	1986-	4
14	1207712-9	2	-	-	-	-		Cover	Kåpa		4
	1264455-5	2	-	-	-	-		Cover, black	Kåpa, svart	-1985	4
15	1207711-1	2	-	-	-	-		Spacer, white	Distans, vit		4
	1264456-3	2	-	-	-	-		Spacer, black	Distans, svart	-1985	5
16	1210713-2	2	2	-	-	-		Clothes hanger, white	Klädhängare, vit		2
	1264454-8	2	2	-	-	-		Clothes hook, black	Klädkrok, svart		2

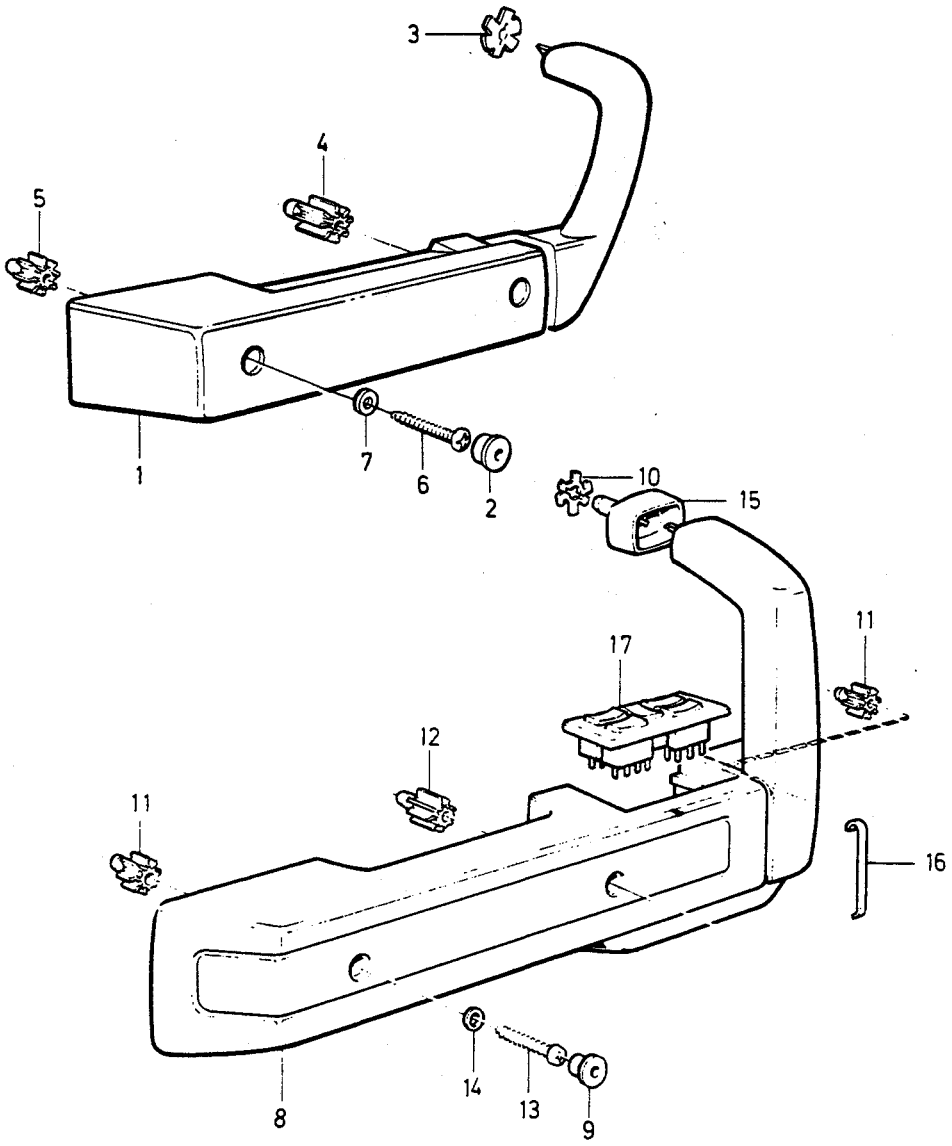

VOLVO PARTS
1 080 36233
(108:1)

A
B
C
D
E

ARMREST FRONT — ARMSTÖD FRÄMRE

Group / Grupp 88

Page / Sida 1221

Fig	Part No. Artikel nr	Quantity /Antal A	B	C	D	E	PS	Description	Benämning	Notes Anmärkning	SR
		-	-	-	-	-		Arm rest with fittings	Armstöd med monteringsdetaljer	M.W	
1	1313697-3	1	-	-	-	-		•Arm rest, l.h. black	•Armstöd, v, svart		4
	1313699-9	1	-	-	-	-		•Arm rest, l.h. blue	•Armstöd, v, blå		4
	1313703-9	1	-	-	-	-		•Arm rest, l.h. beige	•Armstöd, v, beige		4
	1313705-4	1	-	-	-	-		•Arm rest, l.h. grey	•Armstöd, v, grå		4
	1313701-3	1	-	-	-	-		•Arm rest, l.h. brown	•Armstöd, v, brun		4
	1313698-1	1	-	-	-	-		•Arm rest, r.h. black	•Armstöd, h, svart		4
	1313700-5	1	-	-	-	-		•Arm rest, r.h. blue	•Armstöd, h, blå		4
	1313704-7	1	-	-	-	-		•Arm rest, r.h. beige	•Armstöd, h, beige		4
	1313706-2	1	-	-	-	-		•Arm rest, r.h. grey	•Armstöd, h, grå		4
	1313702-1	1	-	-	-	-		•Arm rest, r.h. brown	•Armstöd, h, brun		4
2	1244811-4	4	-	-	-	-		•Plug, black	•Propp, svart		3
	1244812-2	4	-	-	-	-		•Plug, blue	•Propp, blå		3
	1244813-0	4	-	-	-	-		•Plug, beige	•Propp, beige		3
	1244814-8	4	-	-	-	-		•Plug, grey	•Propp, grå		3
	1244815-5	4	-	-	-	-		•Plug, brown	•Propp, brun		3
3	1225687-1	1	-	-	-	-		•Clip, l.h.	•Clips, v		3
	1225688-9	1	-	-	-	-		•Clip, r.h.	•Clips, h		3
4	1264872-1	2	-	-	-	-		•Nut	•Mutter		3
5	1264871-3	2	-	-	-	-		•Nut	•Mutter		3
☆ 6	972251-3	4	-	-	-	-		•Screw	•Skruv	TORX	2
7	955892-5	4	-	-	-	-		•Washer	•Bricka		2
		-	-	-	-	-		Arm rest with fittings	Armstöd med monteringsdetaljer	P.W	
8	1244120-0	1	-	-	-	-		•Arm rest, l.h. black	•Armstöd, v, svart		4
	1244122-6	1	-	-	-	-		•Arm rest, l.h. blue	•Armstöd, v, blå		4
	1244124-2	1	-	-	-	-		•Arm rest, l.h. beige	•Armstöd, v, beige		4
	1244126-7	1	-	-	-	-		•Arm rest, l.h. grey	•Armstöd, v, grå		4
	1244128-3	1	-	-	-	-		•Arm rest, l.h. brown	•Armstöd, v, brun		4
	1244121-8	1	-	-	-	-		•Arm rest, r.h. black	•Armstöd, h, svart		4
	1244123-4	1	-	-	-	-		•Arm rest, r.h. blue	•Armstöd, h, blå		4
	1244125-9	1	-	-	-	-		•Arm rest, r.h. beige	•Armstöd, h, beige		4
	1244127-5	1	-	-	-	-		•Arm rest, r.h. grey	•Armstöd, h, grå		4
	1244129-1	1	-	-	-	-		•Arm rest, r.h. brown	•Armstöd, h, brun		4
9	1244811-4	4	-	-	-	-		•Plug, black	•Propp, svart		3
	1244812-2	4	-	-	-	-		•Plug, blue	•Propp, blå		3
	1244813-0	4	-	-	-	-		•Plug, beige	•Propp, beige		3
	1244814-8	4	-	-	-	-		•Plug, grey	•Propp, grå		3
	1244815-5	4	-	-	-	-		•Plug, brown	•Propp, brun		3
10	1225687-1	1	-	-	-	-		•Clip, l.h.	•Clips, v		3
	1225688-9	1	-	-	-	-		•Clip, r.h.	•Clips, h		3
11	1264871-3	4	-	-	-	-		•Nut	•Mutter		3
12	1264872-1	2	-	-	-	-		•Nut	•Mutter		3
☆ 13	972251-3	6	-	-	-	-		•Screw	•Skruv	TORX	2
14	955892-5	6	-	-	-	-		•Washer	•Bricka		2
15	1244142-4	1	-	-	-	-		•Ferrule, l.h. black	•Skoning, v, svart		4
	1244144-0	1	-	-	-	-		•Ferrule, l.h. blue	•Skoning, v, blå		4
	1244146-5	1	-	-	-	-		•Ferrule, l.h. beige	•Skoning, v, beige		4
	1244148-1	1	-	-	-	-		•Ferrule, l.h. grey	•Skoning, v, grå		4
	1244150-7	1	-	-	-	-		•Ferrule, l.h. brown	•Skoning, v, brun		4
	1294638-0	1	-	-	-	-		•Ferrule, l.h.	•Skoning, v		4
	1244143-2	1	-	-	-	-		•Ferrule, r.h. black	•Skoning, h, svart		4
	1244145-7	1	-	-	-	-		•Ferrule, r.h. blue	•Skoning, h, blå		4
	1244147-3	1	-	-	-	-		•Ferrule, r.h. beige	•Skoning, h, beige		4
	1244149-9	1	-	-	-	-		•Ferrule, r.h. grey	•Skoning, h, grå		4
	1244151-5	1	-	-	-	-		•Ferrule, r.h. brown	•Skoning, h, brun		4
	1294639-8	1	-	-	-	-		•Ferrule, r.h.	•Skoning, h		4
16	1294138-1	2	-	-	-	-		••Trim moulding, front	••Prydnadslist, främre		4
17		-	-	-	-	-		Electric equipment	Elutrustning	SEE 36•477	

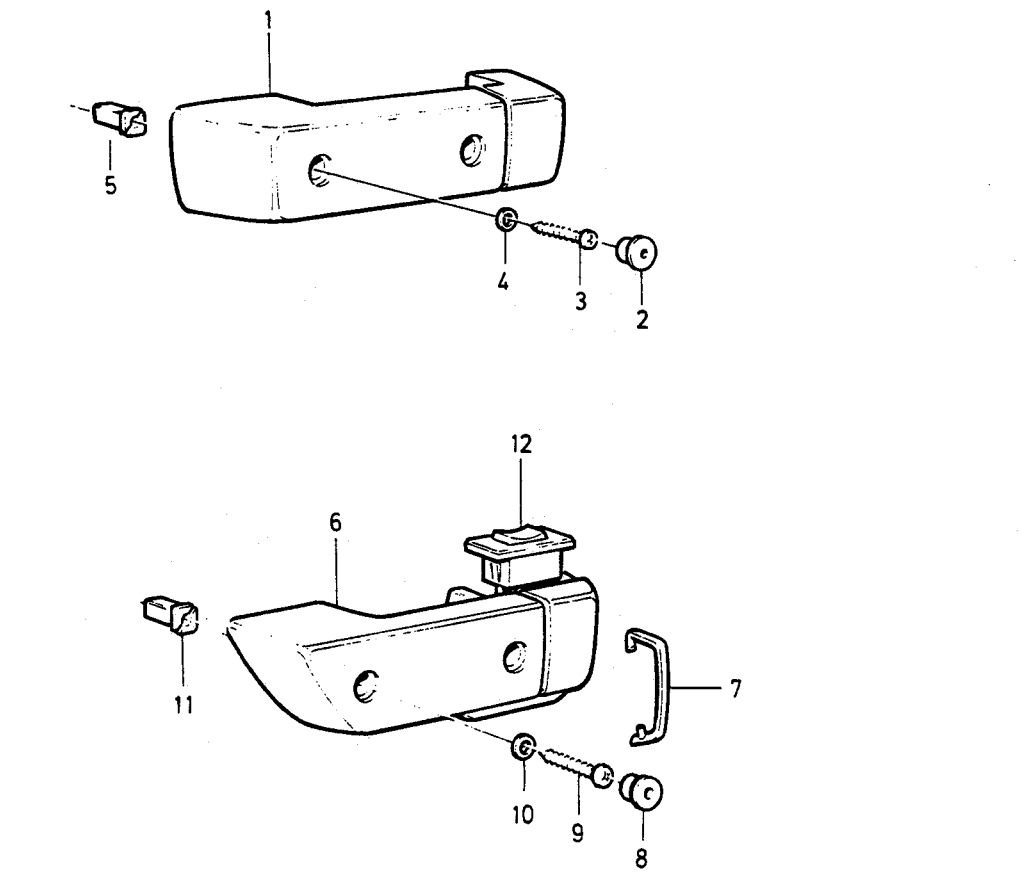
1
5
4
3
2
12
6
11
7
10
9
8
17
16
15
13
14
VOLVO PARTS
1 080 38359
(108:1)

A
B
C
D
E

ARMREST REAR DOOR POCKET — ARMSTÖD BAKRE DÖRRFACK

Group / Grupp 88

Page / Sida 1223

Fig	Part No. Artikel nr	Quantity /Antal A	B	C	D	E	PS	Description	Benämning	Notes Anmärkning	SR
1	1313707-0	1	-	-	-	-		Arm rest, l.h. black	Armstöd, v, svart		4
	1313709-6	1	-	-	-	-		Arm rest, l.h. blue	Armstöd, v, blå		4
	1313713-8	1	-	-	-	-		Arm rest, l.h. beige	Armstöd, v, beige		4
	1313715-3	1	-	-	-	-		Arm rest, l.h. grey	Armstöd, v, grå		4
	1313711-2	1	-	-	-	-		Arm rest, l.h. brown	Armstöd, v, brun		4
	1313708-8	1	-	-	-	-		Arm rest, r.h. black	Armstöd, h, svart		4
	1313710-4	1	-	-	-	-		Arm rest, r.h. blue	Armstöd, h, blå		4
	1313714-6	1	-	-	-	-		Arm rest, r.h. beige	Armstöd, h, beige		4
	1313716-1	1	-	-	-	-		Arm rest, r.h. grey	Armstöd, h, grå		4
	1313712-0	1	-	-	-	-		Arm rest, r.h. brown	Armstöd, h, brun		4
2	1244811-4	4	-	-	-	-		Plug, black	Propp, svart		3
	1244812-2	4	-	-	-	-		Plug, blue	Propp, blå		3
	1244813-0	4	-	-	-	-		Plug, beige	Propp, beige		3
	1244814-8	4	-	-	-	-		Plug, grey	Propp, grå		3
	1244815-5	4	-	-	-	-		Plug, brown	Propp, brun		3
☆ 3	972248-9	4	-	-	-	-		Screw	Skruv	TORX	2
4	955892-5	4	-	-	-	-		Washer	Bricka		2
5	1264991-9	4	-	-	-	-		Nut	Mutter		3
6	1244132-5	1	-	-	-	-		Arm rest, l.h. black	Armstöd, v, svart		4
	1244134-1	1	-	-	-	-		Arm rest, l.h. blue	Armstöd, v, blå		4
	1244136-6	1	-	-	-	-		Arm rest, l.h. beige	Armstöd, v, beige		4
	1244138-2	1	-	-	-	-		Arm rest, l.h. grey	Armstöd, v, grå		4
	1244140-8	1	-	-	-	-		Arm rest, l.h. brown	Armstöd, v, brun		4
	1244133-3	1	-	-	-	-		Arm rest, r.h. black	Armstöd, h, svart		4
	1244135-8	1	-	-	-	-		Arm rest, r.h. blue	Armstöd, h, blå		4
	1244137-4	1	-	-	-	-		Arm rest, r.h. beige	Armstöd, h, beige		4
	1244139-0	1	-	-	-	-		Arm rest, r.h. grey	Armstöd, h, grå		4
	1244141-6	1	-	-	-	-		Arm rest, r.h. brown	Armstöd, h, brun		4
7	1294060-7	2	-	-	-	-		•Trim moulding, rear	•Prydnadslist, bakre		4
8	1244811-4	4	-	-	-	-		Plug, black	Propp, svart		3
	1244812-2	4	-	-	-	-		Plug, blue	Propp, blå		3
	1244813-0	4	-	-	-	-		Plug, beige	Propp, beige		3
	1244814-8	4	-	-	-	-		Plug, grey	Propp, grå		3
	1244815-5	4	-	-	-	-		Plug, brown	Propp, brun		3
☆ 9	972248-9	4	-	-	-	-		Screw	Skruv	TORX	2
10	955892-5	4	-	-	-	-		Washer	Bricka		2
11	1264991-9	4	-	-	-	-		Nut	Mutter		3
12		-	-	-	-	-		Electric equipment	Elutrustning	SEE **36**•477	
13	1264288-0	1	-	-	-	-		Door pocket, l.h. black	Dörrfack, v, svart		4
	1225941-2	1	-	-	-	-		Door pocket, l.h. blue	Dörrfack, v, blå		4
	1225943-8	1	-	-	-	-		Door pocket, l.h. beige	Dörrfack, v, beige		4
	1294806-3	1	-	-	-	-		Door pocket, l.h. grey	Dörrfack, v, grå		4
	1294808-9	1	-	-	-	-		Door pocket, l.h. brown	Dörrfack, v, brun		4
	1264289-8	1	-	-	-	-		Door pocket, r.h. black	Dörrfack, h, svart		4
	1225942-0	1	-	-	-	-		Door pocket, r.h. blue	Dörrfack, h, blå		4
	1225944-6	1	-	-	-	-		Door pocket, r.h. beige	Dörrfack, h, beige		4
	1294807-1	1	-	-	-	-		Door pocket, r.h. grey	Dörrfack, h, grå		4
	1294809-7	1	-	-	-	-		Door pocket, r.h. brown	Dörrfack, h, brun		4
14	1225234-2	6	-	-	-	-		Clip, black	Clips, svart		3
	1225945-3	6	-	-	-	-		Clip, blue	Clips, blå		3
	1225946-1	6	-	-	-	-		Clip, beige	Clips, beige		3
	1294862-6	6	-	-	-	-		Clip, grey	Clips, grå		3
	1294863-4	6	-	-	-	-		Clip, brown	Clips, brun		3
15	1294354-4	6	-	-	-	-		Clip retainer	Clipshållare		5
16	965275-1	4	-	-	-	-		Screw	Skruv		2
17	1264597-4	4	-	-	-	-		Retainer, black	Hållare, svart		4
	1225948-7	4	-	-	-	-		Retainer, blue	Hållare, blå		4
	1225950-3	4	-	-	-	-		Retainer, beige	Hållare, beige		4
	1294856-8	4	-	-	-	-		Retainer, grey	Hållare, grå		5
	1294858-4	4	-	-	-	-		Retainer, brown	Hållare, brun		5

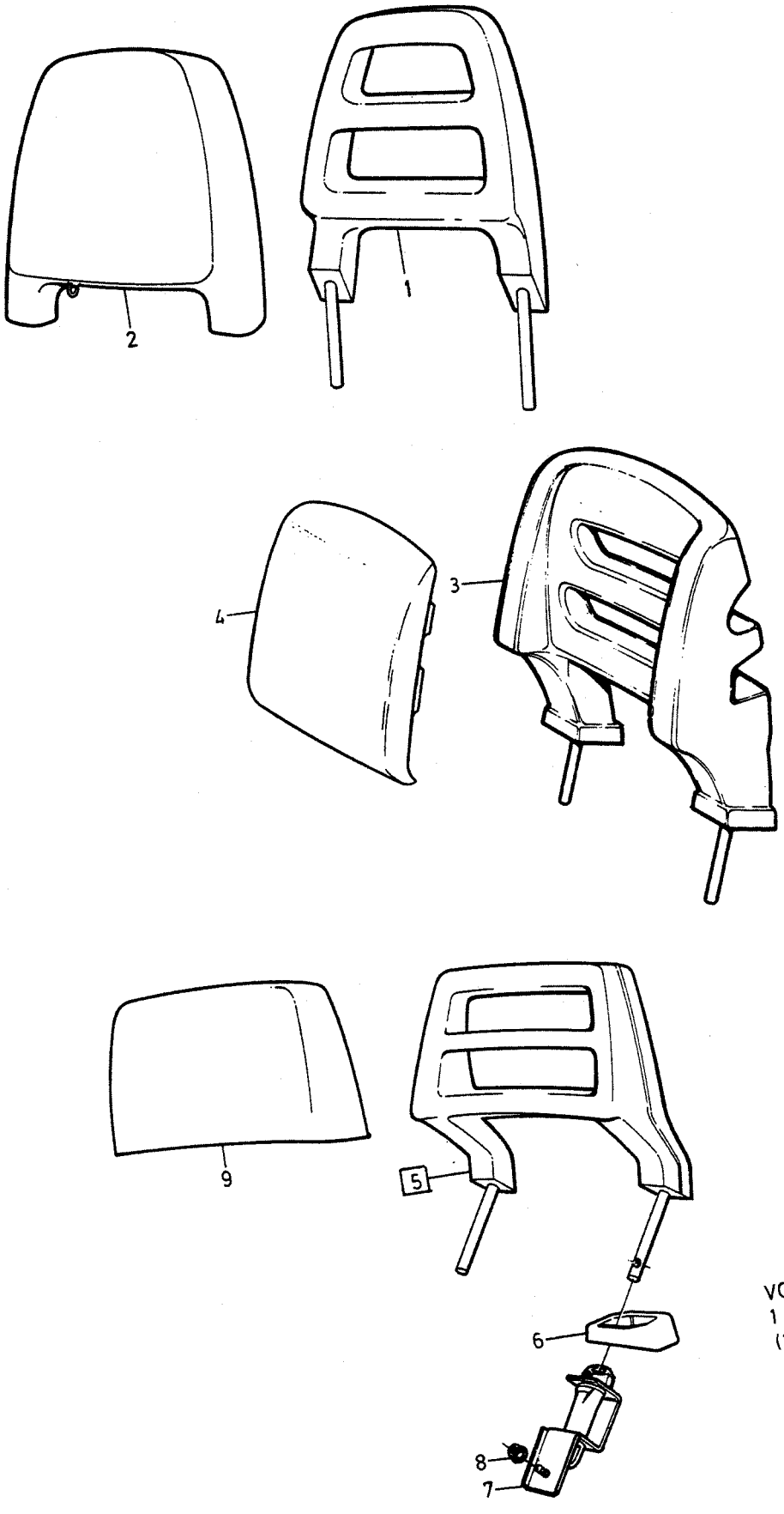

VOLVO PARTS
1 080 39600
(109:2)

A
B
C
D
E

HEAD RESTRAINT — NACKSKYDD

Group / Grupp 88

Page / Sida 1225

Fig	Part No. / Artikel nr	Quantity / Antal A	B	C	D	E	PS	Description	Benämning	Notes / Anmärkning	SR
		-	-	-	-	-		Head restraint, front	Nackskydd, främre		
1	1294123-3	2	-	-	-	-		• Head restraint, black	• Nackskydd, svart	-1985	5
	1294124-1	2	-	-	-	-		• Head restraint, blue	• Nackskydd, blå	-1985	5
	1294125-8	2	-	-	-	-		• Head restraint, beige	• Nackskydd, beige	-1985	5
	1294391-6	2	-	-	-	-		• Head restraint, grey	• Nackskydd, grå	-1985.	5
	1294394-0	2	-	-	-	-		• Head restraint, brown	• Nackskydd, brun	-1985	5
2	1313871-4	2	-	-	-	-		• Cushion ..... Cloth, black	• Kudde ..... Tyg, svart	CODE 4350, 5350	5
	1241937-0	2	-	-	-	-		• Cushion ..... Leather, black	• Kudde ..... Läder, svart	CODE 4700, 5700	5
	1313868-0	2	-	-	-	-		• Cushion ..... Cloth, blue	• Kudde ..... Tyg, blå	CODE 4351, 5351	5
	1295604-1	2	-	-	-	-		• Cushion ..... Plush, blue	• Kudde ..... Plysch, blå	CODE 4706, 5706	5
	1313980-3	2	-	-	-	-		• Cushion ..... Plush, blue	• Kudde ..... Plysch, blå	CODE 4306, 4360, 5306 5360	5
	1313872-2	2	-	-	-	-		• Head cushion ..... Cloth, beige	• Nackkudde ..... Tyg, beige	CODE 4352, 5352	5
	1242233-3	2	-	-	-	-		• Cushion ..... Leather, beige	• Kudde ..... Läder, beige	CODE 4701, 5701	5
	1242232-5	2	-	-	-	-		• Cushion ..... Plush, beige	• Kudde ..... Plysch, beige	CODE 4703, 5703	5
	1313983-7	2	-	-	-	-		• Cushion ..... Plush, beige	• Kudde ..... Plysch, beige	CODE 4307, 4361, 5307	5
	1313982-9	2	-	-	-	-		• Cushion ..... Plush, grey	• Kudde ..... Plysch, grå	CODE 4363, 5363	5
	1313869-8	2	-	-	-	-		• Cushion ..... Cloth, brown	• Kudde ..... Tyg, brun	CODE 4353, 5353	5
	1295175-2	2	-	-	-	-		• Cushion ..... Plush, brown	• Kudde ..... Plysch, brun	CODE 4704, 5704	5
	1313981-1	2	-	-	-	-		• Cushion ..... Plush, brown	• Kudde ..... Plysch, brun	CODE 4308, 4362, 5308 5362	5
	1313873-0	2	-	-	-	-		• Cushion ..... Cloth, red	• Kudde ..... Tyg, röd	CODE 4354, 5354	5
3	1373388-6	2	-	-	-	-		• Head restraint, black	• Nackskydd, svart	1986-	5
	1370404-4	2	-	-	-	-		• Head restraint, blue	• Nackskydd, blå	1986-	5
	1370718-7	2	-	-	-	-		• Head restraint, beige	• Nackskydd, beige	1986-	5
	1360258-6	2	-	-	-	-		• Head restraint, brown	• Nackskydd, brun	1986-	5
4	1370742-7	2	-	-	-	-		• Cushion ..... Cloth, black	• Kudde ..... Tyg, svart	CODE 4120, 5120	5
	1354703-9	2	-	-	-	-		• Cushion ..... Leather, black	• Kudde ..... Läder, svart	CODE 4720, 5720	5
	1370740-1	2	-	-	-	-		• Cushion ..... Cloth, blue	• Kudde ..... Tyg, blå	CODE 4121, 5121	5
	1370748-4	2	-	-	-	-		• Cushion	• Kudde	CODE 4726, 5726	5

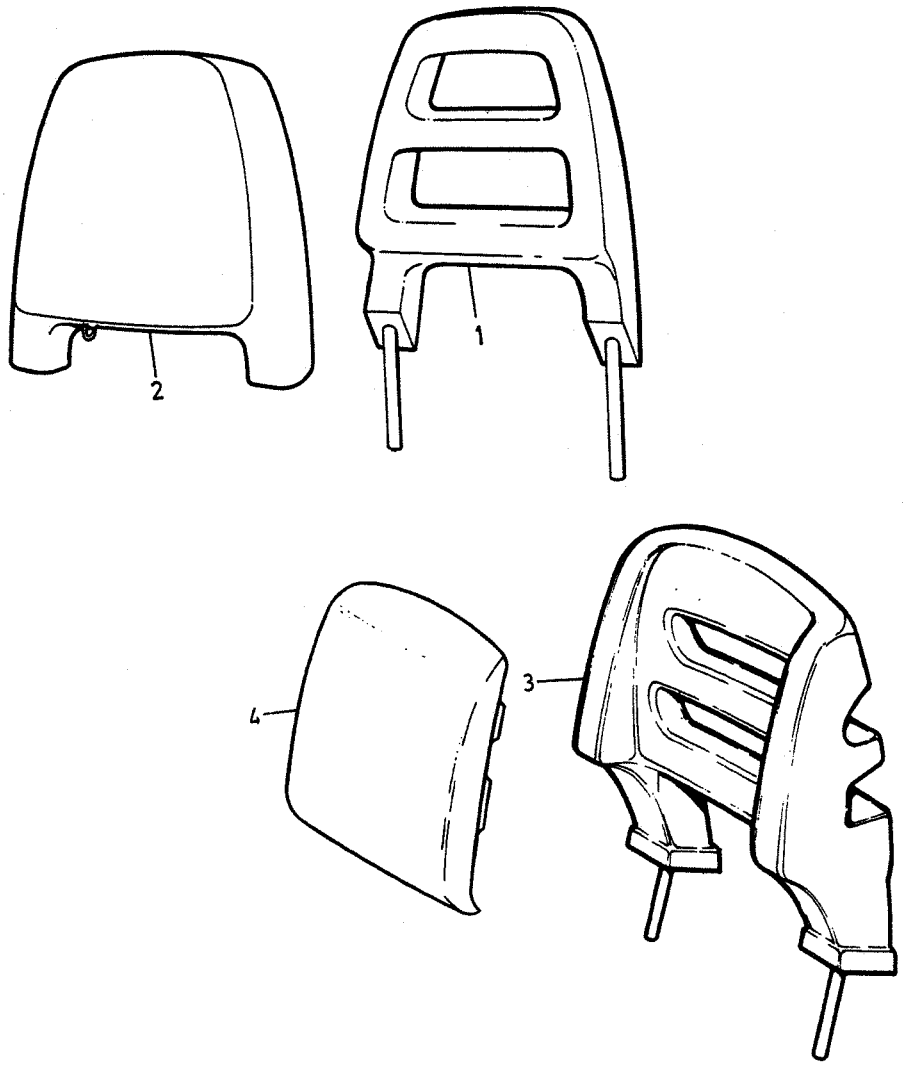

VOLVO PARTS
1 080 39600
(109:2)

A
B
C
D
E

HEAD RESTRAINT — NACKSKYDD

Group / Grupp 88

Page / Sida 1227

Fig	Part No. Artikel nr	Quantity /Antal A	B	C	D	E	PS	Description	Benämning	Notes Anmärkning	SR
								Plush, blue	Plysch, blå		
	1370744-3	2	-	-	-	-		•Cushion ..... Plush, blue	•Kudde ..... Plysch, blå	CODE 4126, 4130, 5126 5130,	5
	1370743-5	2	-	-	-	-		•Cushion ..... Cloth, beige	•Kudde ..... Tyg, beige	CODE 4122, 5122	5
	1370752-6	2	-	-	-	-		•Cushion ..... Leather, beige	•Kudde ..... Läder, beige	CODE 4721, 5721	5
●	1370749-2	2	-	-	-	-		•Cushion ..... Plush, beige	•Kudde ..... Plysch, beige	CODE 4723, 5723	5
	1370747-6	2	-	-	-	-		•Cushion ..... Plush, beige	•Kudde ..... Plysch, beige	CODE 4127, 4131, 5127 5131	5
●	1370746-8	2	-	-	-	-		•Cushion ..... Plush, grey	•Kudde ..... Plysch, grå	CODE 4125, 4133, 5125 5133	5
	1370741-9	2	-	-	-	-		•Cushion ..... Cloth, brown	•Kudde ..... Tyg, brun	CODE 4123, 5123	5
	1370750-0	2	-	-	-	-		•Cushion ..... Plush, brown	•Kudde ..... Plysch, brun	CODE 4724, 5724	5
	1370745-0	2	-	-	-	-		•Cushion ..... Plush, brown	•Kudde ..... Plysch, brun	CODE 4128, 4132, 5128 5132	5
		-	-	-	-	-		Head restraint, rear	Nackskydd, bakre	244	
5	1188207-3	2	-	-	-	-		•Head restraint, black	•Nackskydd, svart		5
	1188208-1	2	-	-	-	-		•Head restraint, blue	•Nackskydd, blå		5
	1188209-9	2	-	-	-	-		•Head restraint, beige	•Nackskydd, beige		5
	1188210-7	2	-	-	-	-		•Head restraint, grey	•Nackskydd, grå		5
	1188211-5	2	-	-	-	-		•Head restraint, brown	•Nackskydd, brun		5
6	1224746-6	2	-	-	-	-		••Cover washer, black	••Täckbricka, svart		5
●	1225986-7	2	-	-	-	-		••Cover washer, blue	••Täckbricka, blå		4
	1225985-9	2	-	-	-	-		••Cover washer, beige	••Täckbricka, beige		4
	1294393-2	2	-	-	-	-		••Cover washer, grey	••Täckbricka, grå		5
	1294396-5	2	-	-	-	-		••Cover washer, brown	••Täckbricka, brun		4
☆ 7	3525249-3	2	-	-	-	-		••Reinforcement	••Förstärkning		4
8	945407-5	2	-	-	-	-		••Flange nut	••Flänsmutter		2
9	1313808-6	2	-	-	-	-		•Cushion ..... Cloth, black	•Kudde ..... Tyg, svart	CODE 4120, 4350	5
●	1241938-8	2	-	-	-	-		•Cushion ..... Leather, black	•Kudde ..... Läder, svart	CODE 4700, 4720	5
	1313805-2	2	-	-	-	-		•Cushion ..... Cloth, blue	•Kudde ..... Tyg, blå	CODE 4121, 4351	5
	1295607-4	2	-	-	-	-		•Cushion ..... Plush, blue	•Kudde ..... Plysch, blå	CODE 4706, 4726	5
	1313990-2	2	-	-	-	-		•Cushion ..... Plush, blue	•Kudde ..... Plysch, blå	CODE 4126, 4130, 4306, 4360	5
	1313809-4	2	-	-	-	-		•Cushion ..... Cloth, beige	•Kudde ..... Tyg, beige	CODE 4122, 4352	5
	1242235-8	2	-	-	-	-		•Cushion ..... Plush, beige	•Kudde ..... Plysch, beige	CODE 4703, 4723	5



VOLVO PARTS
1 080 39600
(109:2)

A
B
C
D
E

HEAD RESTRAINT NACKSKYDD

Group Grupp 88

Page Sida 1229

Fig	Part No. Artikel nr	Quantity /Antal A	B	C	D	E	PS	Description	Benämning	Notes Anmärkning	SR
	1313993-6	2	-	-	-	-		•Cushion ..... Plush, beige	•Kudde ..... Plysch, beige	CODE 4127, 4131, 4307, 4361	5
	1242236-6	2	-	-	-	-		•Cushion ..... Leather, beige	•Kudde ..... Läder, beige	CODE 4701, 4721	5
	1313992-8	2	-	-	-	-		•Cushion ..... Plush, grey	•Kudde ..... Plysch, grå	CODE 4363	5
	1360727-0	2	-	-	-	-		•Cushion ..... Plush, grey	•Kudde ..... Plysch, grå	CODE 4125, 4133	5
	1313806-0	2	-	-	-	-		•Cushion ..... Cloth, brown	•Kudde ..... Tyg, brun	CODE 4123, 4353	5
	1295176-0	2	-	-	-	-		•Cushion ..... Plush, brown	•Kudde ..... Plysch, brun	CODE 4704, 4724	5
	1313991-0	2	-	-	-	-		•Cushion ..... Plush, brown	•Kudde ..... Plysch, brun	CODE 4128, 4132, 4308, 4362	5
	1313810-2	2	-	-	-	-		•Cushion ..... Cloth, red	•Kudde ..... Tyg, röd	CODE 4354	5

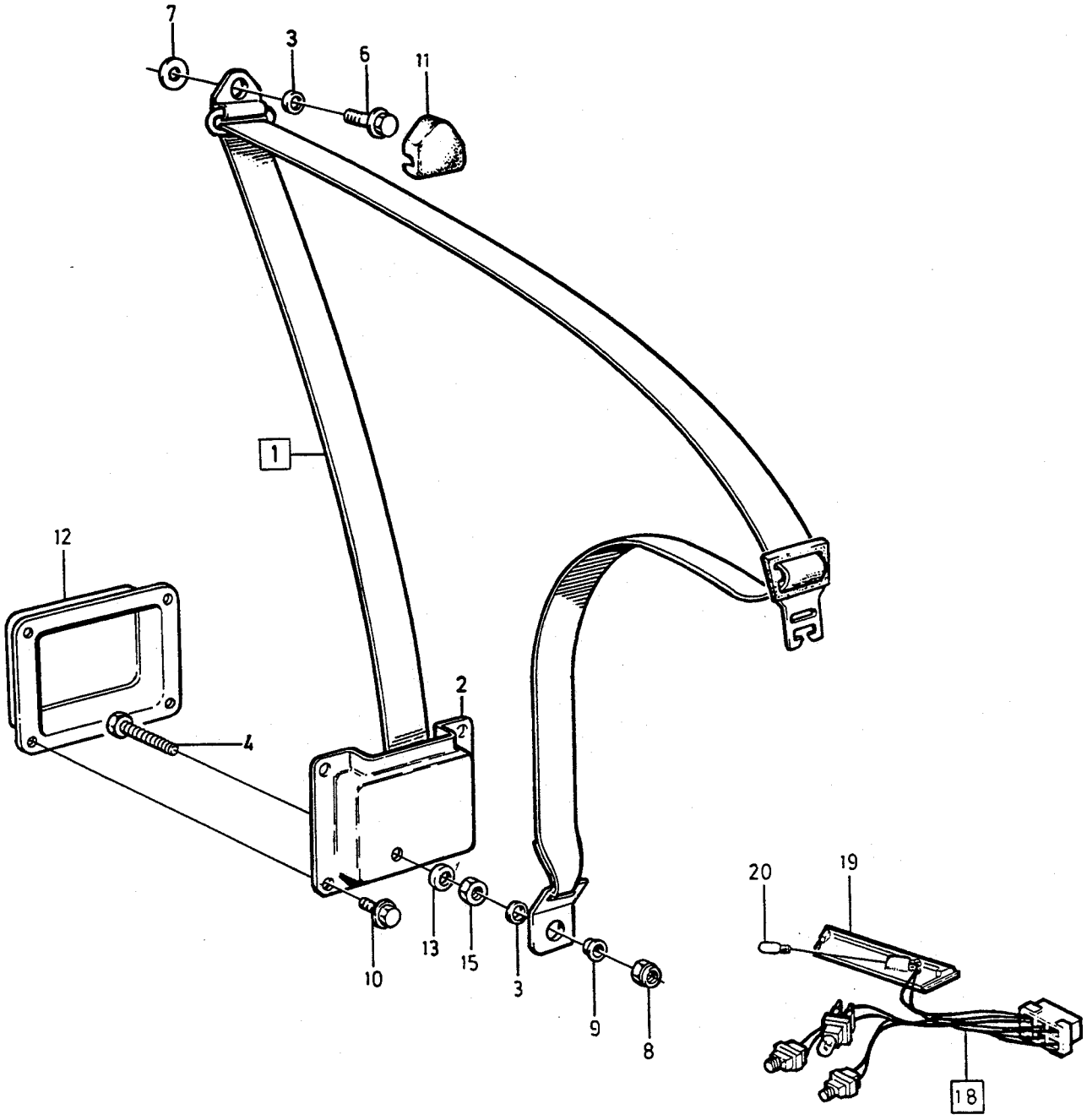

VOLVO
Genuine Parts
PV 881 47589

A
B
C
D
E

SEAT BELT FRONT — BILBÄLTE FRÄMRE

Group / Grupp 88

Page / Sida 1231

EXC EUROPE, INCL (SF)

Fig	Part No. Artikel nr	Quantity /Antal A	B	C	D	E	PS	Description	Benämning	Notes Anmärkning	SR
		1	-	-	-	-		Notes	Anmärkning	1)	
		-	1	-	-	-		Notes	Anmärkning	2)	
1	*(1313427)*	2	-	-	-	-	SP	Seat belt	Bilbälte	(J)	2
	(1224743)	2	-	-	-	-	SP	Seat belt	Bilbälte	REPL 1 PCS 1388223-8 (AUS)	2
	(1294078)	2	-	-	-	-	SP	Seat belt	Bilbälte	REPL 1 PCS 1388225-3 (SF)	2
	(1225854)	2	-	-	-	-	SP	Seat belt	Bilbälte	REPL 1 PCS 1388225-3 EXC (J), (AUS), (SF).	2
	1388223-8	-	2	-	-	-		Seat belt	Bilbälte	REPL 1 PCS 1388225-3 (J)	2
	1388225-3	-	2	-	-	-		Seat belt	Bilbälte	EXC (J)	2
2	1210572-2	1	-	-	-	-		• Cover	• Lock		4
		-	1	-	-	-	NS	• Cover	• Lock		
3	1221010-0	2	2	-	-	-		• Bushing	• Bussning		4
4	955694-5	1	-	-	-	-		• Screw	• Skruv		2
	955693-7	-	1	-	-	-		• Screw	• Skruv		2
5	940153-0	1	1	-	-	-		• Nut	• Mutter		2
6	1204775-9	1	1	-	-	-		• Screw	• Skruv		2
7	944633-7	1	1	-	-	-		• Washer	• Bricka		2
8	950385-5	2	2	-	-	-		Nut	Mutter		2
9	672818-2	2	2	-	-	-		Spacer tube	Distansrör		4
10	955294-4	8	8	-	-	-		Screw	Skruv		2
11	1244006-1	2	-	-	-	-		Cover, blue	Kåpa, blå		4
	681533-6	2	-	-	-	-		Cover, black	Kåpa, svart		4
	1244007-9	2	-	-	-	-		Cover, beige	Kåpa, beige		4
	1244008-7	2	-	-	-	-		Cover, grey	Kåpa, grå		4
	1244009-5	2	-	-	-	-		Cover, brown	Kåpa, brun		4
	1370265-9	-	2	-	-	-		Cover, black	Kåpa, svart		3
	1370269-1	-	2	-	-	-		Cover, brown	Kåpa, brun		3
	1370266-7	-	2	-	-	-		Cover, blue	Kåpa, blå		3
	1370267-5	-	2	-	-	-		Cover, beige	Kåpa, beige		3
12	1210999-7	2	2	-	-	-		Cover	Kåpa		5
13	955896-6	-	1	-	-	-		Washer	Bricka		2
14	1360367-5	1	1	-	-	-		Belt catch	Bältlås		3
15	955691-1	1	1	-	-	-		Screw	Skruv		2
16	940147-2	1	1	-	-	-		Lock washer	Låsbricka		2
17	944633-7	1	1	-	-	-		Washer	Bricka		2
18		1	1	-	-	-	NS	Cable harness	Ledningsmatta		
19	1215509-9	1	1	-	-	-		• Ashtray lamp	• Askkopplampa		3
20	942327-8	1	1	-	-	-		• Bulb	• Glödlampa		1

1) 4DRS CH -184630, 5DRS CH -692579.
2) 4DRS CH 184631-, 5DRS CH 692580-.

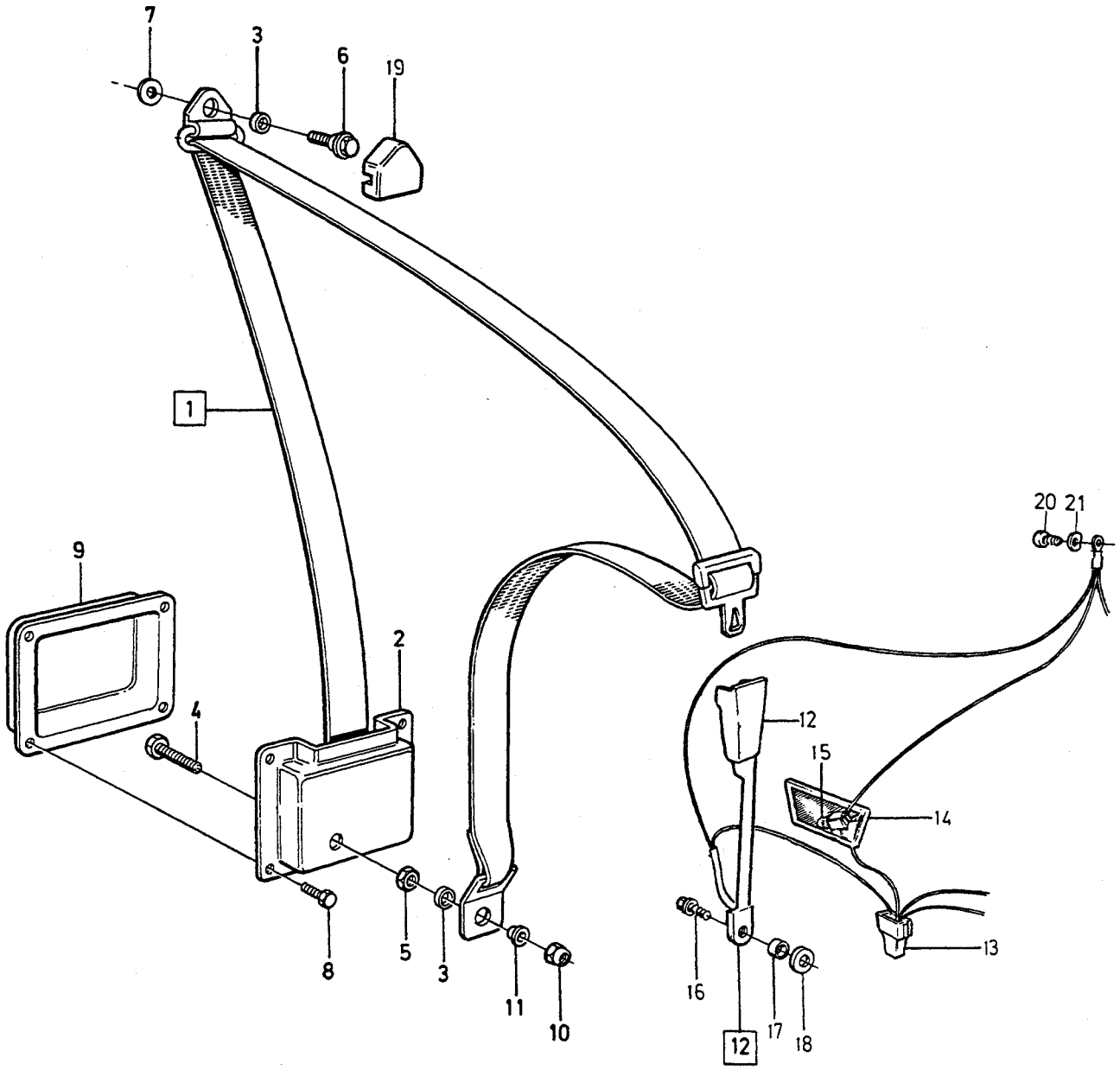

©VOLVO
Genuine Parts
PV 881 53604

A
B
C
D
E

SEAT BELT FRONT — BILBÄLTE FRÄMRE

Group / Grupp: 88

Page / Sida: 1233

EUROPE EXC (SF)

Fig	Part No. Artikel nr	Quantity /Antal A	B	C	D	E	P S	Description	Benämning	Notes Anmärkning	S R
		1	-	-	-	-		Notes	Anmärkning	1)	
		-	1	-	-	-		Notes	Anmärkning	2)	
1	*(1244424)*	2	-	-	-	-	SP	Seat belt	Bilbälte	REPL 1 PCS 1388226-1	2
	1388226-1	-	2	-	-	-		Seat belt	Bilbälte		2
2	1244771-0	1	-	-	-	-		• Cover	• Lock		4
		-	1	-	-	-	NS	• Cover	• Lock		
3	1221010-0	2	2	-	-	-		• Bushing	• Bussning		4
4	955693-7	1	-	-	-	-		• Screw	• Skruv		2
	955692-9	-	1	-	-	-		• Screw	• Skruv		2
5	940153-0	1	1	-	-	-		• Nut	• Mutter		2
6	1204775-9	1	1	-	-	-		• Screw	• Skruv		2
7	944633-7	1	1	-	-	-		Washer	Bricka		2
8	955294-4	8	8	-	-	-		Screw	Skruv		2
9	1210999-7	2	2	-	-	-		Cover	Kåpa		5
10	950385-5	2	2	-	-	-		Nut	Mutter		2
11	672818-2	2	2	-	-	-		Spacer tube	Distansrör		4
12	1370057-0	1	1	-	-	-		Belt catch, l.h.	Bältlås, v		3
	1370060-4	1	1	-	-	-		Belt catch, r.h.	Bältlås, h		3
13		1	1	-	-	-		Cable harness	Ledningsmatta		
14	1215509-9	1	1	-	-	-		• Ashtray lamp	• Askkopplampa		3
15	942327-8	1	1	-	-	-		• Bulb	• Glödlampa		1
16	1204775-9	2	2	-	-	-		Screw	Skruv		2
17	1221010-0	2	2	-	-	-		Bushing	Bussning		4
18	944633-7	2	2	-	-	-		Washer	Bricka		2
19	681533-6	2	-	-	-	-		Cover, black	Kåpa, svart		4
	1244006-1	2	-	-	-	-		Cover, blue	Kåpa, blå		4
	1244007-9	2	-	-	-	-		Cover, beige	Kåpa, beige		4
	1244008-7	2	-	-	-	-		Cover, grey	Kåpa, grå		4
	1244009-5	2	-	-	-	-		Cover, brown	Kåpa, brun		4
	1370265-9	-	2	-	-	-		Cover, black	Kåpa, svart		3
	1370269-1	-	2	-	-	-		Cover, brown	Kåpa, brun		3
	1370266-7	-	2	-	-	-		Cover, blue	Kåpa, blå		3
	1370267-5	-	2	-	-	-		Cover, beige	Kåpa, beige		3
	1370268-3	-	2	-	-	-		Cover, grey	Kåpa, grå		3
☆ 20	969473-8	1	-	-	-	-		Screw	Skruv	(955136)"TORX"	2
21	955946-9	1	-	-	-	-		Lock washer	Låsbricka		2

1) 4DRS CH -184630, 5DRS CH -692579.
2) 4DRS CH 184631-, 5DRS CH 692580-.

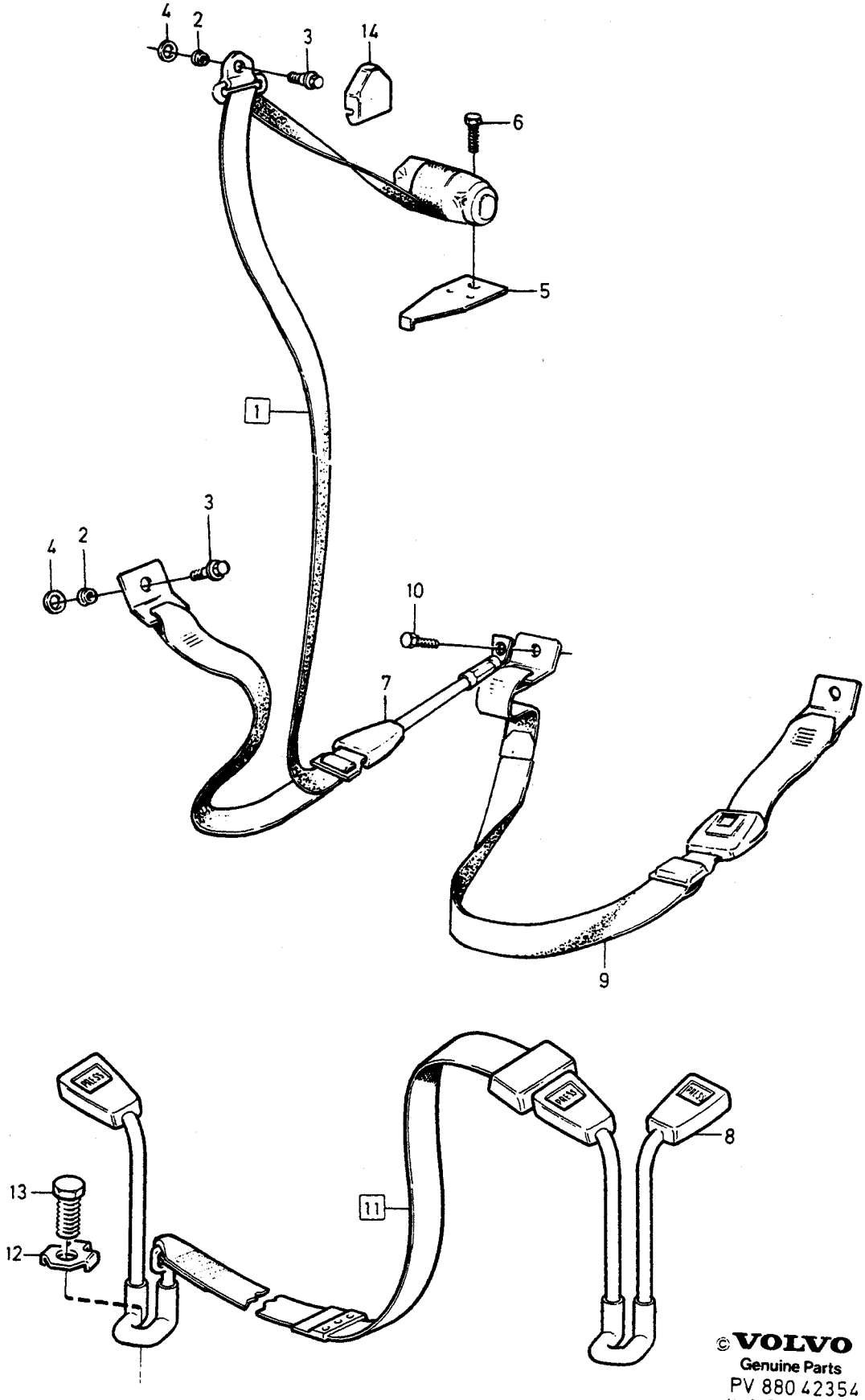

©VOLVO
Genuine Parts
PV 880 42354
(110:5)

A	CH -184630.
B	CH 184631-.
C	
D	
E	

SEAT BELT REAR — BILBÄLTE BAKRE

Group / Grupp: 88

Page / Sida: 1235

4 DRS

Fig	Part No. / Artikel nr	Quantity /Antal A	B	C	D	E	PS	Description	Benämning	Notes / Anmärkning	SR
1	*(1264237)*	2	-	-	-	-	SP	Seat belt	Bilbälte	(AUS) REPL 1 1388227-9, REPL 1 1297613-0	3
	(1294079)	2	-	-	-	-	SP	Seat belt	Bilbälte	(SF) REPL 1 PCS 1244353-7	3
	(1244353)	2	-	-	-	-	SP	Seat belt	Bilbälte	EXC (AUS) REPL 1 PCS 1388227-9	3
	1388227-9	-	2	-	-	-		Seat belt	Bilbälte		3
2	1221010-0	2	2	-	-	-		• Bushing	• Bussning		4
3	1204775-9	2	2	-	-	-		• Screw	• Skruv		2
4	944633-7	2	2	-	-	-		• Washer	• Bricka		2
5	1224704-5	2	2	-	-	-		Locating plate	Styrplatta		4
6	943395-4	2	2	-	-	-		Screw	Skruv		2
7	*(1244320)*	2	-	-	-	-	SP	Belt catch	Bältlås	EXC (AUS), (SF) REPL 1 PCS 1297613-0	3
☆	1297613-0	2	-	-	-	-		Belt catch	Bältlås		3
	1264332-6	2	-	-	-	-		Belt catch	Bältlås	(AUS)	3
	3506526-7	2	-	-	-	-		Belt catch	Bältlås	(SF) (1388531)	3
8	3506528-3	-	1	-	-	-		Belt catch	Bältlås	EXC (SF)	3
	1297612-2	-	1	-	-	-		Belt catch	Bältlås	(SF) (1388532)	3
9	*(1310091)*	1	-	-	-	-	SP	Seat belt centre	Bilbälte mittre	EXC (AUS) REPL 1 PCS 1388529-8, 1 PCS 3506528-3.	3
	(1224789)	1	-	-	-	-	SP	Seat belt centre	Bilbälte mittre	(AUS) REPL 1 PCS 1310091-2	3
10	943395-4	2	-	-	-	-		Screw	Skruv		2
11	1388529-8	-	1	-	-	-		Seat belt centre	Bilbälte mittre		3
12	1331060-2	-	1	-	-	-		• Washer	• Bricka		3
13	943395-4	-	1	-	-	-		• Screw	• Skruv		2
14	681533-6	2	2	-	-	-		Cover, black	Kåpa, svart		4
	1244006-1	2	2	-	-	-		Cover, blue	Kåpa, blå		4
	1244007-9	2	2	-	-	-		Cover, beige	Kåpa, beige		4
	1244008-7	2	2	-	-	-		Cover, grey	Kåpa, grå		4
	1244009-5	2	2	-	-	-		Cover, brown	Kåpa, brun		4

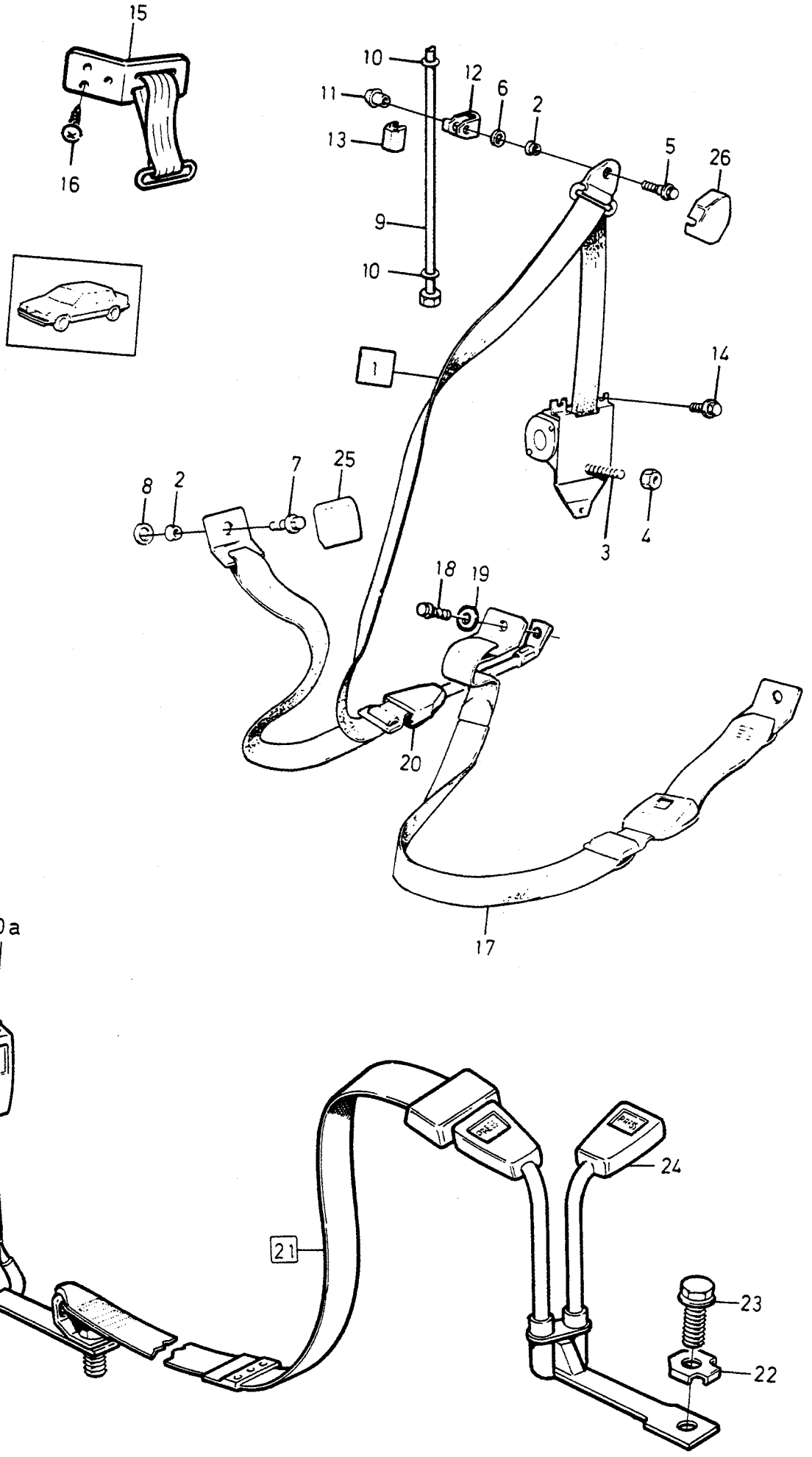

© VOLVO
Genuine Parts

A	CH -692579.
B	CH 692580-.
C	
D	
E	

SEAT BELT REAR — BILBÄLTE BAKRE

Group / Grupp 88

Page / Sida 1237

5DRS

Fig	Part No. / Artikel nr	Quantity /Antal A	B	C	D	E	PS	Description	Benämning	Notes / Anmärkning	SR
1	*(1264238)*	2	-	-	-	-	SP	Seat belt	Bilbälte	(AUS) REPL 1 PCS 3506765-1, 1 PCS 3506526-7.	3
	(1294080)	2	-	-	-	-	SP	Seat belt	Bilbälte	(SF) REPL 1 PCS 1244354-5	3
	(1244354)	2	-	-	-	-	SP	Seat belt	Bilbälte	EXC (AUS) REPL 1 PCS 3506764-4.	3
	(1388228)	-	2	-	-	-	SP	Seat belt	Bilbälte	EXC (AUS) REPL 1 PCS 3506764-4	3
	3506764-4	-	2	-	-	-		Seat belt	Bilbälte	EXC (AUS)	3
	1388229-5	-	2	-	-	-		Seat belt	Bilbälte	(AUS) REPL 1 PCS 3506765-1	3
	3506765-1	-	2	-	-	-		Seat belt	Bilbälte	(AUS)	3
2	1221010-0	2	2	-	-	-		• Bushing	• Bussning		4
3	943394-7	1	-	-	-	-		• Screw	• Skruv		2
	955689-5	-	1	-	-	-		• Screw	• Skruv		2
4	940153-0	1	-	-	-	-		• Nut	• Mutter		2
	950385-5	-	1	-	-	-		• Nut	• Mutter		2
5	1221304-7	1	1	-	-	-		• Screw	• Skruv		3
6	1313105-7	1	1	-	-	-		• Washer	• Bricka		3
7	1204775-9	1	1	-	-	-		• Screw	• Skruv		2
8	944633-7	1	1	-	-	-		• Washer	• Bricka		2
9	1221165-2	2	2	-	-	-		Pull rod	Dragstång		2
	1313102-4	2	2	-	-	-		Pull rod black	Dragstång svart		4
10	1254346-8	4	4	-	-	-		Grommet	Genomföring		3
11	1360819-5	2	2	-	-	-		Sleeve black	Hylsa svart	(1313103)	4
	1360819-5	2	2	-	-	-		Sleeve	Hylsa		4
12	1360818-7	2	2	-	-	-		Lug	Öra		4
	1360818-7	2	2	-	-	-		Lug black	Öra svart	(1313104)	4
13	685898-9	2	2	-	-	-		Spacer	Mellanlägg		3
14	944926-5	6	6	-	-	-		Flange screw	Flänsskruv		2
15		2	-	-	-	-	NS	Retainer	Hållare	(AUS)	
☆ 16	969278-1	6	-	-	-	-		Screw	Skruv	(955138)	2
17	*(1224789)*	1	-	-	-	-	SP	Seat belt centre	Bilbälte mittre	(AUS) REPL 1 PCS 1310091-2	3
	(1310091)	1	-	-	-	-	SP	Seat belt centre	Bilbälte mittre	EXC (AUS) 5DRS REPL 1 PCS 1388529-8, 1 PCS 1388532-2 4DRS REPL 1 PCS 1373261-5, I PCS 3506528-3.	3
18	943395-4	2	-	-	-	-		Screw	Skruv		2
19	955896-6	2	-	-	-	-		Washer	Bricka		2
20	3506526-7	2	-	-	-	-		Belt catch	Bältlås	EXC (AUS) (1388531)	3
	3506526-7	1	-	-	-	-		Belt catch	Bältlås	(AUS) (1388531)	3
20a	3506526-7	-	1	-	-	-		*Belt catch*	Bältlås	(1388531)	3
21	1373261-5	-	1	-	-	-		Seat belt centre	Bilbälte mittre		3
22	1331823-3	-	1	-	-	-		• Washer	• Bricka		2
23	943395-4	-	1	-	-	-		• Screw	• Skruv		2
24	3506528-3	-	1	-	-	-		Belt catch	Bältlås	(1388532)	3
25	1207666-7	2	2	-	-	-		Cover	Kåpa		5
26	681533-6	2	-	-	-	-		Cover, black	Kåpa, svart		4
	1244006-1	2	-	-	-	-		Cover, blue	Kåpa, blå		4
	1244007-9	2	-	-	-	-		Cover, beige	Kåpa, beige		4
	1244008-7	2	-	-	-	-		Cover, grey	Kåpa, grå		4
	1244009-5	2	-	-	-	-		Cover, brown	Kåpa, brun		4
	1370265-9	-	2	-	-	-		Cover, black	Kåpa, svart		3
	1370269-1	-	2	-	-	-		Cover, brown	Kåpa, brun		3
	1370266-7	-	2	-	-	-		Cover, blue	Kåpa, blå		3
	1370267-5	-	2	-	-	-		Cover, beige	Kåpa, beige		3

A
B
C
D
E

SUB GROUP
EXTERIOR EQUIPMENT

UNDERGRUPP
UTVÄNDIG UTRUSTNING

Group
Grupp
89

Page
Sida
1239

Fig	Part No. Artikel nr	Quantity /Antal A	B	C	D	E	P S	Description	Benämning	Notes Anmärkning	S R
		-	-	-	-	-		Tools and jack	Verktyg och domkraft	SEE 89•1241	
		-	-	-	-	-		Stickers	Dekaler	SEE 89•1243	
		-	-	-	-	-		Insulating mats	Isoleringsmattor	SEE 89•1245	
		-	-	-	-	-		Sealing plugs, bulkhead	Tätningspluggar mellanbräda ..	SEE 89•1247	
		-	-	-	-	-		Sealing plugs body	Tätningspluggar kaross	SEE 89•1249	
		-	-	-	-	-		Sealing plugs	Tätningspluggar	SEE 89•1251	
		-	-	-	-	-		Paints	Färg	SEE 89•1253	

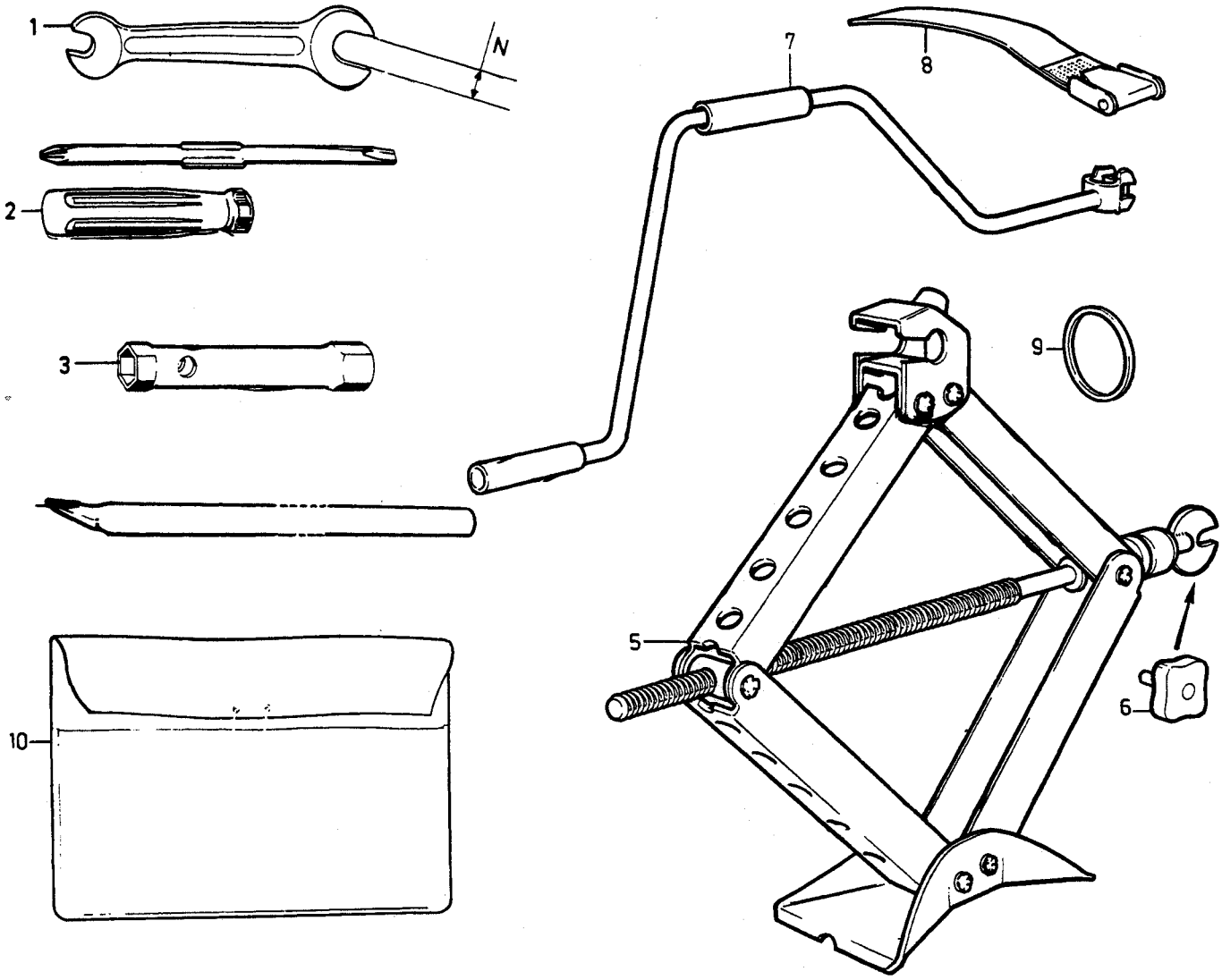

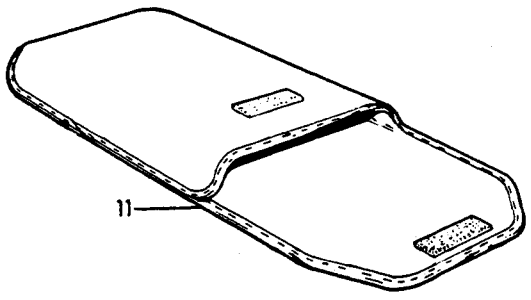

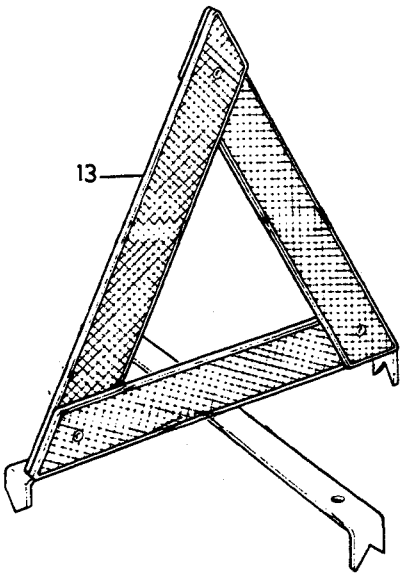

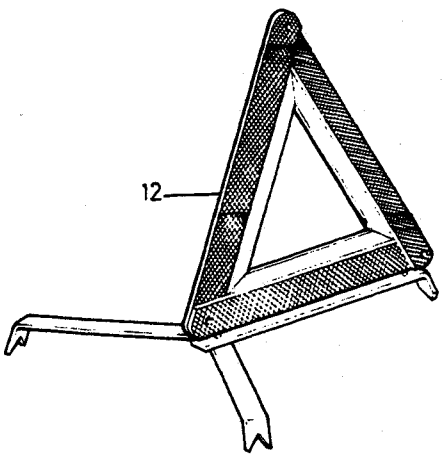

VOLVO PARTS
1 090 38374
(110:7)

A
B
C
D
E

TOOLS AND JACK — VERKTYG OCH DOMKRAFT

Group / Grupp 89

Page / Sida 1241

Fig	Part No. Artikel nr	Quantity /Antal A	B	C	D	E	PS	Description	Benämning	Notes Anmärkning	SR
1	210144-2	1	-	-	-	-		Open-end spanner	U-nyckel	7/16-1/2"	6
	210101-2	1	-	-	-	-		Open-end spanner	U-nyckel	12-13mm	6
	962052-7	1	-	-	-	-		Open-end spanner	U-nyckel	10-11mm, 6CYL	6
2	963929-5	1	-	-	-	-		Screwdriver	Skruvmejsel		6
3	1228568-0	X	-	-	-	-		Socket wrench wheel nuts, spark plugs	Hylsnyckel hjulmutter, tändstift		6
	1221876-4	1	-	-	-	-		Socket wrench	Hylsnyckel	6CYL	6
	1228887-4	1	-	-	-	-		Spark plug spanner	Tändstiftnyckel	6CYL, F	6
	210107-9	1	-	-	-	-		Socket wrench	Hylsnyckel	4CYL A,F	6
4	210082-4	1	-	-	-	-		Lever	Hävarm		6
5	1355190-8	1	-	-	-	-		Jack	Domkraft		3
6	1316900-8	1	-	-	-	-		Screw	Skruv		3
☆ 7	3503671-4	1	-	-	-	-		Crank	Vev	(1316478)	3
8	1321999-3	1	-	-	-	-		Belt	Rem	(1331373)	4
9	925255-2	1	-	-	-	-		O-ring	O-ring		2
10	1228668-8	1	-	-	-	-		Tool bag	Verktygsfodral		6
11	1248515-7	1	-	-	-	-		Tool bag	Verktygsfodral	262C	3
12	3518874-7	1	-	-	-	-		Warning triangle	Varningstriangel	(1358045) MARKED EU	3
☆ 13	3518874-7	1	-	-	-	-		Warning triangle	Varningstriangel	(289953)(1358045)	3



1

DETTA FORDON KAN KÖRAS PÅ BLYFRITT BRÄNSLE. MIN 95 OKT (RON)

10

1		8 A
(COMMANDE VITESSE CROISIERE)	(CRUISE CONTROL)	
RADIO	RADIO	
ALLUME-CIGARES	LIGHTER	
(RETROVISEURS ELECTRIQUES)	(POWER MIRRORS)	
(OUVERTURE PORTE DE COFFRE)	(BOOT LID RELEASE)	
2		16 A
(PHARES ET ESSUIE/ LAVE-GLACE AR)	(HEAD LAMP AND REAR WIPER WASHER)	
ESSUIE/LAVE-GLACE AV	W/SCREEN WIPE-WASH	
AVERTISSEUR	HORN	
3		25 A
VENTILATEUR CHAUFFAGE	HEATER FAN	
4		8 A
(FEUX DE VILLE)	(DAY RUNNING LAMPS)	
(CLE CONTACT/RAPPEL CEINTURES SECURITE)	(IGNITION KEY/SEAT BELT REMINDER)	
5		8 A
(POMPE A CARBURANT DANS RESERVOIR)	(IN-TANK FUEL PUMP)	
6		8 A
FEUX DE STOP	STOP LAMPS	
(RELAIS LAMPE DE COURTOISIE)	(COURTESY LAMP RELAY)	
(COMMANDE VITESSE CROISIERE)	(CRUISE CONTROL)	
7		16 A
(POMPE A CARBURANT)	(MAIN FUEL PUMP)	
8		8 A
LAMPE COURTOISIE	COURTESY LAMP	
LAMPE BOITE A GANTS	GLOVE COMP LAMP	
MONTRE	CLOCK	
LAMPE COFFRE A BAGAGES	LUGGAGE COMP LAMP	
(LAMPE COMPARTIMENT MOTEUR)	(ENGINE BAY LAMP)	
(CONDAMNATION CENTRALE PORTES)	(CENTRAL LOCKING	
(COMMANDE ANTENNE)	(POWER ANTENNA)	
(OUVERTURE PORTE DE COFFRE)	(BOOT LID RELEASE	
9		8 A
SIGNAL DETRESSE	HAZARD	
10		16 A
(LEVE-VITRES)	(POWER WINDOWS)	
11		16 A
DESEMBUAGE AR	REAR DEMIST	
(OVERDRIVE)	(OVERDRIVE)	
12		8 A
FEUX RECUL	BACK-UP LAMPS	
(RELAIS LEVE-VITRES)	(RELAY, POWER WINDOWS	
(SIEGE CHAUFFANT)	(HEATED SEAT)	
(CONDITIONNEUR D'AIR)	(AIR COND.)	
(RELAIS DESEMBUAGE AR)	(RELAY, REAR DEMIST)	
13		8 A
(SYSTEME RALENTI CONSTANT)	(CONSTANT IDLE SYSTEM)	
(RELAIS VENTILATEUR REFROIDISSEMENT)	(RELAY COOLING FAN)	
INSTRUMENTS	INSTRUMENTS	
CLIGNOTANTS	TURN SIGNAL LAMPS	
(VALVE SOLENOIDE)	(SOLENOID VALVE)	
(RELAIS INJECTION DE CARBURANT)	(RELAY, FUEL INJECTION)	
(RELAIS TEMPORISE DE BOUGIE INCANDESCENTE)	(GLOW PLUG TIME RELAY	
(RAPPEL CEINTURES SECURITE)	(SEAT BELT REMINDER)	
(TEMOIN TEMPERATURE ECHAPPEMENT)	(TEMP WARNING EXH.)	
14		8 A
(ACCESSOIRES)	(ACCESSORY)	
(ANTIBROUILLARD AR)	(REAR FOG LAMPS)	
15		8 A
FEU AR/POSITION GAUCHE	L.H. PARK AND TAIL LAMPS	
LAMPE PLAQUE IMMATRICULATION	LICENSE PLATE LAMPS	
16		8 A
FEU AR/POSITION DROIT	R.H. PARK AND TAIL LAMPS	
LAMPES TABLEAU ET PLANCHE BORD	INSTRUMENT AND PANEL LAMPS	
RAPPEL FEUX OUBLIES	LIGHT REMINDER	
USA	USA	
PORTE-FUSIBLES DANS COMPARTIMENT MOTEUR VOIR MANUEL ENTRETIEN	FUSE HOLDER IN ENGINE BAY SEE OWNER'S MANUAL	
COMMANDE MOTEUR	ENGINE CONTROL	

VOLVO 1360094

11

VOLVO ORIGINAL KYLVÄTSKA TYP C ÄR PÅFYLLD. KYLSYSTEMET ÄR FROSTSKYDDAT TILL -30°C. EFTERFYLL ÅRET RUNT MED EN DEL VATTEN OCH EN DEL VOLVO KYLVÄTSKA TYP C. OBS! FÅR EJ BLANDAS MED ANDRA KYLVÄTSKOR.
FILLED WITH GENUINE VOLVO COOLANT TYPE C. COOLING SYSTEM IS PROTECTED TO -22°F. TOP UP YEAR ROUND WITH HALF WATER AND HALF VOLVO COOLANT TYPE C. NOTE! DO NOT MIX WITH OTHER COOLANTS.
REMPLI DE LIQUIDE ANTIGEL VOLVO TYPE C VALABLE JUSQU'A -22°F/-30°C. REMPLIR EN TOUTE SAISON AVEC MOITIÉ EAU ET MOITIÉ ANTIGEL TYPE C. ATTENTION! NE MELANGEZ PAS AVEC D'AUTRE ANTIGEL. 1331473

2

DIESEL
VOLVO 1255174 P01

4

UNLEADED FUEL ONLY
ESSENCE SANS PLOMB
UNVERBLEITER KRAFTSTOFF
1367877

5

ENDAST BLYFRI BENSIN
VOLVO 1389468

6

THIS AC SYSTEM IS MANUFACTURED BY VOLVO GOTHENBURG AND MEETS THE SAFETY REQUIREMENTS OF SAE STANDARD J 639

LE PRESENT SYSTEME AC EST FABRIQUE PAR VOLVO GOTHEMBOURG ET EST CONFORME AUX EXIGENCES DE SECURITE STIPULEES PAR LA NORME SAE J 639

RECOMMENDED CHARGE/CHARGE RECOMMANDEE:
4 CYL. D24 1.3 kg (2.9 lbs) R12
B28 1.5 kg (3.3 lbs) R12 1389818

3a

DETTA FORDON KAN KÖRAS PÅ BLYFRITT BRÄNSLE. MIN 95 OKT (RON)
VOLVO 1361554

9

UNLEADED FUEL ONLY

7

3

8 ENDAST BLYFRI BENSIN

CAUTION: EXHAUST DRIVEN TURBOCHARGER!
ENGINE OIL AND FILTER MUST BE CHANGED EVERY 3.750 MILES OR 6 MONTHS. FAILURE TO DO SO CAN ADVERSELY EFFECT ENGINE & TURBO LONGEVITY.
SEE OWNERS MANUAL FOR MAINTAINANCE INSTRUCTIONS.
VOLVO 1338851

VOLVO
Genuine Parts
PV 890 43887

A
B
C
D
E

STICKERS DEKALER

Group Grupp 89

Page Sida 1243

Fig	Part No. Artikel nr	Quantity /Antal A	B	C	D	E	PS	Description	Benämning	Notes Anmärkning	SR
1	1203249-6	X	-	-	-	-		Reflecting emblem	Reflexemblem		2
2	1331473-7	X	-	-	-	-		Decal coolant	Dekal kylvätska		3
3	1349815-9	X	-	-	-	-		Decal oil changes	Dekal oljebyte	TURBO	5
3a	1389019-9	1	-	-	-	-		Decal air conditionning	Dekal luftkonditionering		6
4	1255174-3	X	-	-	-	-		Decal fuel	Dekal bränsle		3
5	1367677-0	X	-	-	-	-		Decal fuel	Dekal bränsle	(1297819) EXC (S)	3
6	1389468-8	X	-	-	-	-		Decal fuel	Dekal bränsle	(S)	3
7	3501294-7	1	-	-	-	-		Decal fuel	Dekal bränsle	(CH)	4
8	3501298-8	1	-	-	-	-		Decal fuel	Dekal bränsle	(S), (DK), (N), (SF), (IS).	4
9	3501556-9	2	-	-	-	-		Decal fuel	Dekal bränsle	1)	3
10	3501558-5	1	-	-	-	-		Decal fuel	Dekal bränsle	1)	3
11	1360159-6	1	-	-	-	-		Decal fuses	Dekal säkringar	-1985	3
	1360304-8	1	-	-	-	-		Decal fuses	Dekal säkringar	1986	3
	3501079-2	-	-	-	-	-		Decal fuses	Dekal säkringar	1987	3

1) For vehicles converted from 98 octane to 95 octane. / För vagnar ombyggda från 98 till 95 oktan.

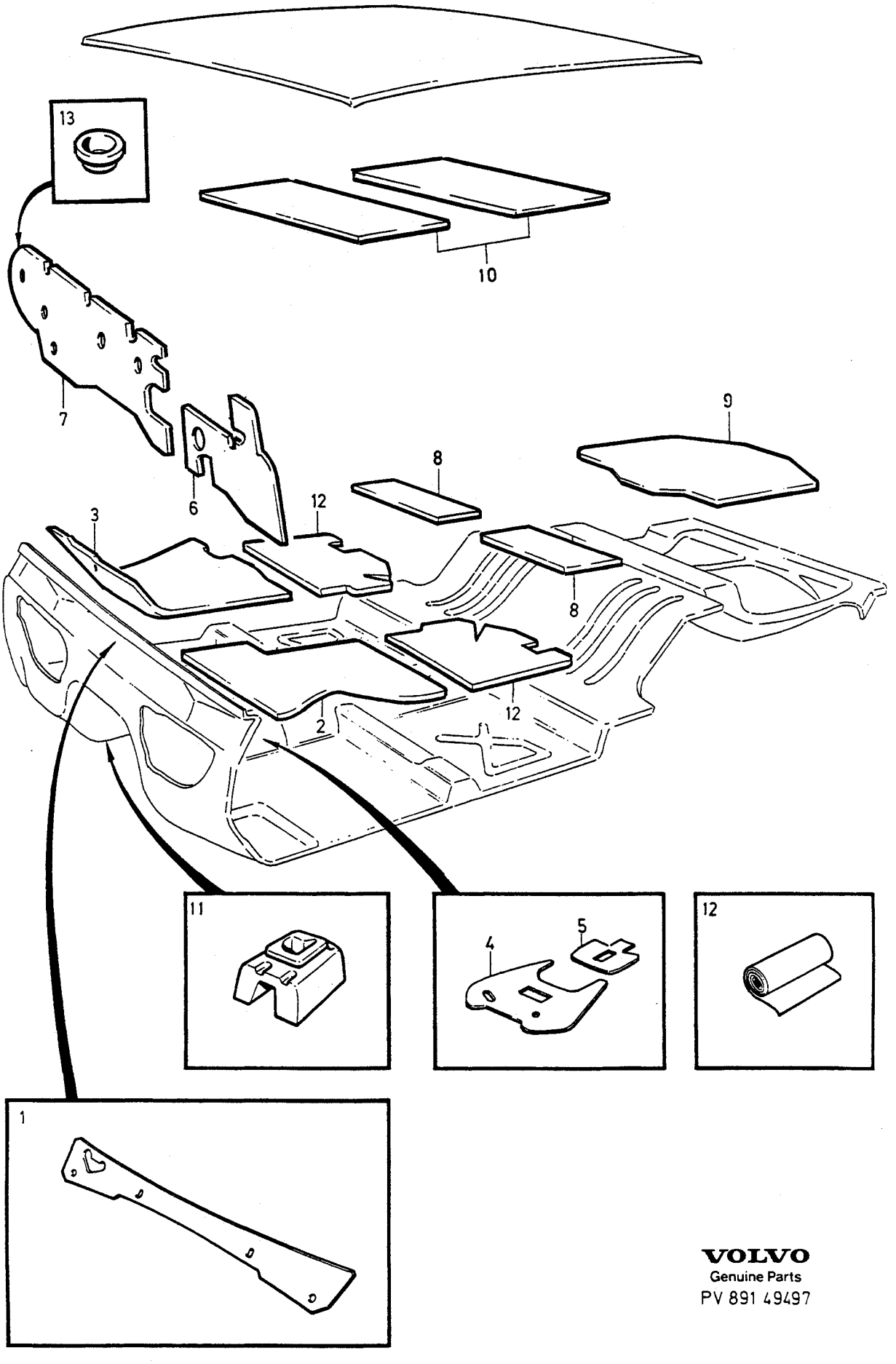

VOLVO
Genuine Parts
PV 891 49497

A B C D E

INSULATING MATS — ISOLERINGSMATTOR

Group Grupp 89

Page Sida 1245

Fig	Part No. Artikel nr	Quantity /Antal A	B	C	D	E	PS	Description	Benämning	Notes Anmärkning	SR
1	1247949-9	1	-	-	-	-		Insulating mat upper bulkhead	Isoleringsmatta övre mellanbräda		5
2	1313119-8	1	-	-	-	-		Insulating mat, l.h.	Isoleringsmatta, v		5
3	1313120-6	1	-	-	-	-		Insulating mat, r.h.	Isoleringsmatta, h		5
4	1246954-0	1	-	-	-	-		Insulating mat transmission tunnel, rear	Isoleringsmatta växellådstunnel, främre		5
5	1246966-4	1	-	-	-	-		Insulating mat transmission tunnel, rear	Isoleringsmatta växellådstunnel, bakre	ALTER	5
6	1364196-4	1	-	-	-	-		Insulating mat, l.h. Firewall	Isoleringsmatta, v Mellanbräda	L.H.D. DSL	5
7	1364121-2	1	-	-	-	-		Insulating mat, r.h. Firewall	Isoleringsmatta, h Mellanbräda	L.H.D. DSL	5
8	*1350509*	2	-	-	-	-	OP	Insulating mat	Isoleringsmatta	5DRS	6
9	1203392-4	1	-	-	-	-		Heat insulation Boot	Värmeisolering Bagagerum		5
10	1350502-9	2	-	-	-	-		Insulating mat Roof plate	Isoleringsmatta Takplåt	4DRS	6
	1350502-9	4	-	-	-	-		Insulating mat Roof plate	Isoleringsmatta Takplåt	5DRS	6
11	1371737-6	1	-	-	-	-		Seal Gear lever	Tätning Växelspak	MAN.TRANS	5
12	1304765-9	X	-	-	-	-		Insulating mat	Isoleringsmatta	1)	5
13	1202803-1	X	-	-	-	-		Washer	Bricka		3

1) Unit: Linear metre. Width of material = 60cm. / Enhet längdmeter. Metervarans bredd = 60cm.

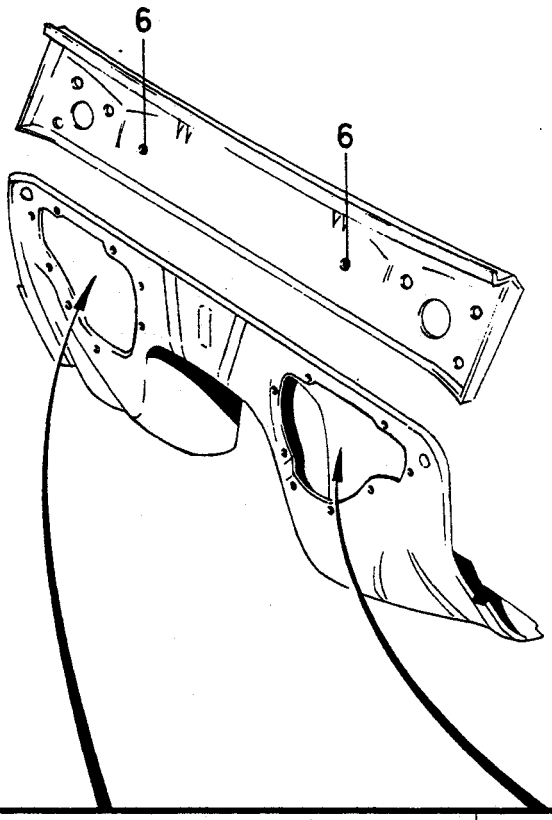

VST

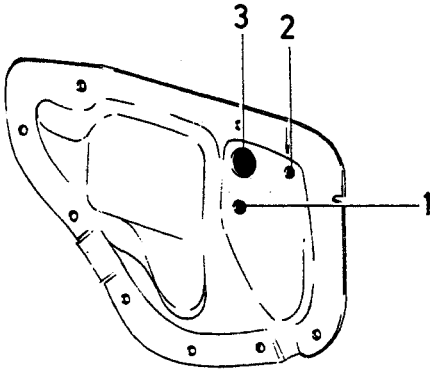

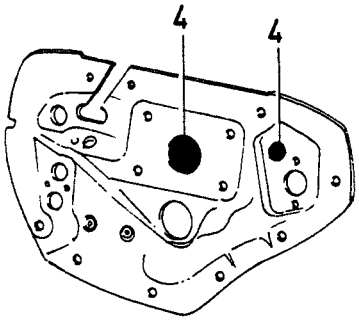

HST

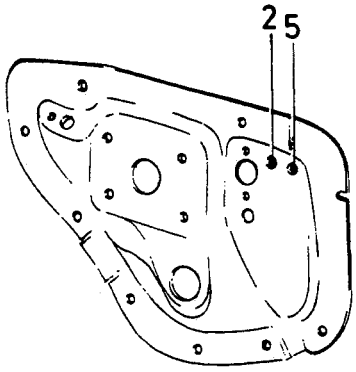

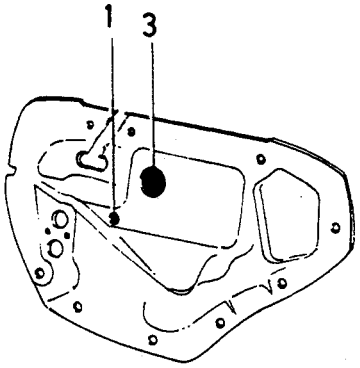

A	L.H.D	SEALING PLUGS, BULKHEAD — TÄTNINGSPLUGGAR MELLANBRÄDA	Group Grupp 89
B	R.H.D		Page Sida 1247
C			
D			
E			

Fig	Part No. Artikel nr	Quantity /Antal A	B	C	D	E	PS	Description	Benämning	Notes Anmärkning	SR
		-	-	-	-	-		Sealing plug	Tätningsplugg	1) SEE 89•1251	
1	686354-2	1	1	-	-	-		Plug	Plugg	W/O A.C	3
2	686354-2	1	1	-	-	-		Plug	Plugg	W/O COMBU	3
3	1215267-4	1	1	-	-	-		Plug	Plugg	W/O COMBU	3
☆ 4	6814314-8	2	-	-	-	-		Plug	Plugg	6CYL MAN. TRANS	3
5	941268-5	-	1	-	-	-		Plug	Plugg	F.I, DSL	2
6	677337-8	2	2	-	-	-		Plug	Plugg		2

1) The appearance and dimensions where available of all plugs, see the page specified. / Övriga här ej medtagna pluggar samt utseende och eventuella måttuppgifter på samtliga pluggar, se angiven sida

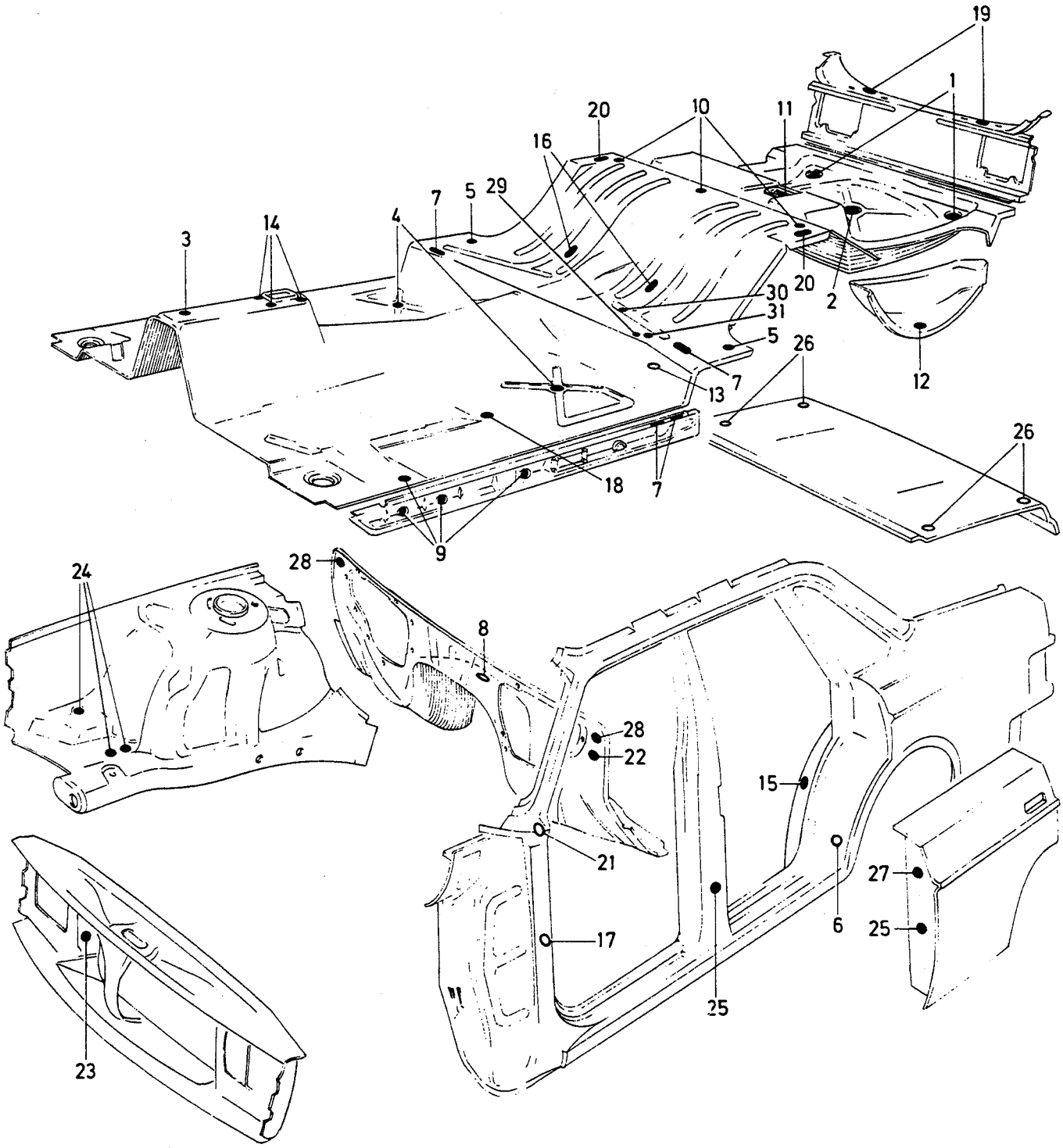

VOLVO PARTS
1 080 37491
(109:4)

A
B
C
D
E

SEALING PLUGS BODY — TÄTNINGSPLUGGAR KAROSS

Group / Grupp 89

Page / Sida 1249

Fig	Part No. Artikel nr	Quantity /Antal A	B	C	D	E	PS	Description	Benämning	Notes Anmärkning	SR
		-	-	-	-	-		Sealing plug	Tätningsplugg	1) SEE 89-1251	
1	1211880-8	2	-	-	-	-		Sealing washer	Tätningsbricka		2
2	1213819-4	1	-	-	-	-		Sealing washer	Tätningsbricka		2
3	681481-8	1	-	-	-	-		Sealing washer	Tätningsbricka		3
4	1211880-8	4	-	-	-	-		Sealing washer	Tätningsbricka		2
5	94081-7	2	-	-	-	-		Plug	Plugg		3
6	90416-9	2	-	-	-	-		Plug	Plugg		2
7	1304214-8	6	-	-	-	-		Plug	Plugg		2
8	941268-5	1	-	-	-	-		Plug	Plugg		2
9	1255561-1	8	-	-	-	-		Plug	Plugg		4
10	94081-7	3	-	-	-	-		Plug	Plugg		3
11	941267-7	1	-	-	-	-		Plug	Plugg	2)	2
12	1360872-4	2	-	-	-	-		Plug	Plugg	(1379282)	2
13	1254034-0	2	-	-	-	-		Plug	Plugg		3
14	1264792-1	4	-	-	-	-		Plug	Plugg	MAN.TRANS	3
15	1264671-7	4	-	-	-	-		Plug, black	Propp, svart	3)	3
16	685851-8	4	-	-	-	-		Plug	Plugg	5DRS	2
17	1247644-6	2	-	-	-	-		Plug	Plugg	W/O S.R	3
	1247814-5	2	-	-	-	-		Rubber bushing	Gummibussning	S.R	3
18	1215267-4	2	-	-	-	-		Plug	Plugg		3
19	658434-6	2	-	-	-	-		Plug	Plugg		2
20	687987-8	2	-	-	-	-		Plug	Plugg	5DRS	3
21	346509-3	2	-	-	-	-		Plug	Plugg		1
22	94081-7	1	-	-	-	-		Plug	Plugg		3
23	1320163-7	1	-	-	-	-		Plug	Plugg		2
24	946569-1	3	-	-	-	-		Plug	Plugg		2
25	941268-5	4	-	-	-	-		Plug	Plugg	M.W	2
26	1255988-6	4	-	-	-	-		Plug	Plugg	-1985	3
	1316583-2	4	-	-	-	-		Plug	Plugg	1986-	2
27	1324950-3	2	-	-	-	-		Plug	Plugg		2
28	1211785-9	1	-	-	-	-		Plug	Plugg	(1247849)	2
29	940287-6	2	-	-	-	-		Plug	Plugg	5DRS	2
30	1255988-6	2	-	-	-	-		Plug	Plugg	5DRS	3
31	677337-8	2	-	-	-	-		Plug	Plugg	5DRS	2

1) The appearance and dimensions where available of all plugs, see the page specified. / Övriga här ej medtagna pluggar samt utseende och eventuella måttuppgifter på samtliga pluggar, se angiven sida
2) Spare part version. / Reservdelsutförande.
3) Cars without rear seat belts. / Bilar utan bakre bilbälten.

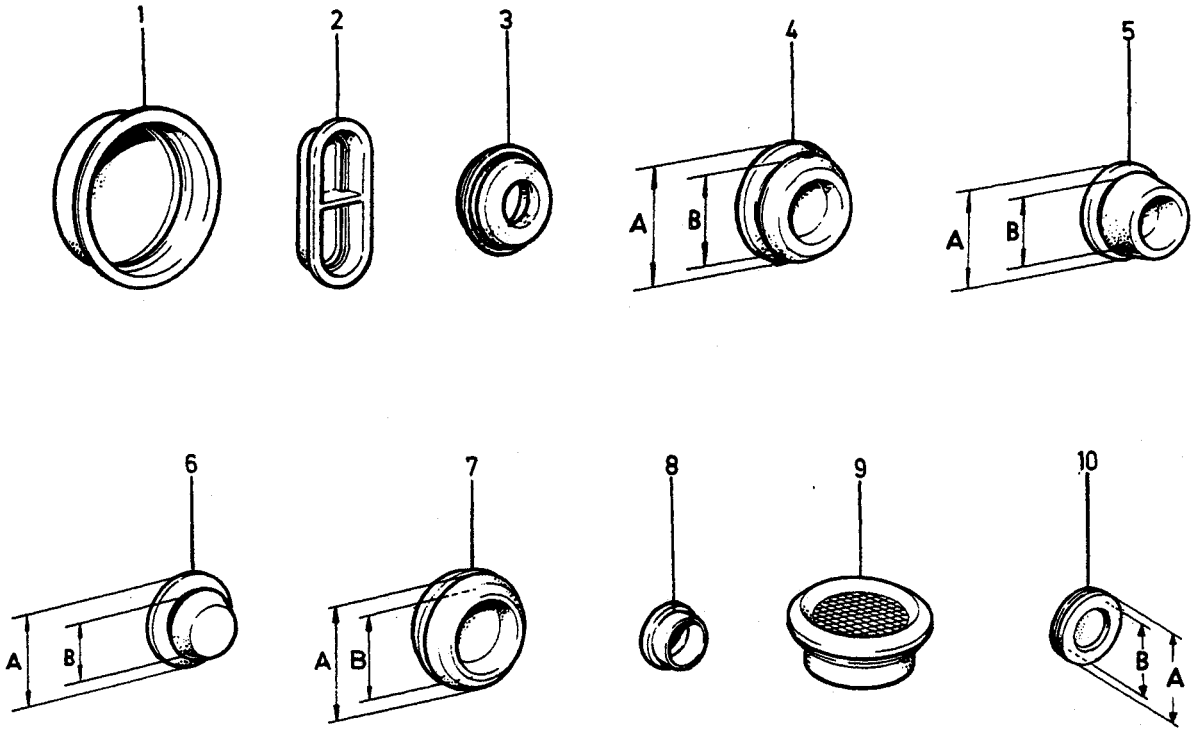

©VOLVO
Genuine Parts
PV 890 42205
(109:4)

A
B
C
D
E

SEALING PLUGS — TÄTNINGSPLUGGAR

Group / Grupp 89
Page / Sida 1251

Fig	Part No. / Artikel nr	Quantity / Antal A	B	C	D	E	PS	Description	Benämning	Notes / Anmärkning	SR
1	1255561-1	X	-	-	-	-		Plug	Plugg		4
2	1304214-8	X	-	-	-	-		Plug	Plugg		2
3	1247814-5	X	-	-	-	-		Rubber bushing	Gummibussning		3
4	1255988-6	X	-	-	-	-		Plug	Plugg	A14, B8 -1985	3
	1316583-2	X	-	-	-	-		Plug	Plugg	A12, B7,5 1986-	2
	680036-1	X	-	-	-	-		Plug	Plugg	A27, B19	3
	94081-7	X	-	-	-	-		Plug	Plugg	A 30, WI 24	3
☆	1318965-9	X	-	-	-	-		Plug	Plugg	(1320162) A30, B23	2
	90416-9	X	-	-	-	-		Plug	Plugg	A 38, WI 32	2
	1320163-7	X	-	-	-	-		Plug	Plugg	A40, B30	2
	1320164-5	X	-	-	-	-		Plug	Plugg	A50, B40	2
●	1215267-4	X	-	-	-	-		Plug	Plugg	A 52, WI 44	3
5	948240-7	X	-	-	-	-		Plug	Plugg	A14, B10	3
	1211785-9	X	-	-	-	-		Plug	Plugg	A22, B14	2
	346509-3	X	-	-	-	-		Plug	Plugg	A 22, WI 16,5	1
6	1203372-6	X	-	-	-	-		Plug	Plugg	A 7, WI 5	2
●	658434-6	X	-	-	-	-		Plug	Plugg	A10, B7	2
	684202-5	X	-	-	-	-		Plug	Plugg	A13, B7	4
	683946-8	X	-	-	-	-		Plug	Plugg	A 16, WI 10	3
	1324950-3	X	-	-	-	-		Plug	Plugg	A22, B12	2
	1379685-9	X	-	-	-	-		Plug	Plugg	A 18, B 15	2
7	1211120-9	X	-	-	-	-		Plug	Plugg	A21, B16	3
	941267-7	X	-	-	-	-		Plug	Plugg	A22, B16	2
	941268-5	X	-	-	-	-		Plug	Plugg	A 26, WI 20	2
8	946569-1	X	-	-	-	-		Plug	Plugg		2
9	1360872-4	2	-	-	-	-		Plug	Plugg	(1379282)	2
10	320404-7	X	-	-	-	-		Plug	Plugg	A30, B20	4
	686354-2	X	-	-	-	-		Plug	Plugg	A42, B30	3
☆ 11	6814314-8	X	-	-	-	-		Plug	Plugg		3
12	685851-8	X	-	-	-	-		Plug	Plugg	A14, B6,5	2
	677337-8	X	-	-	-	-		Plug	Plugg	A15, B8	2
	1264671-7	X	-	-	-	-		Plug, black	Propp, svart	A28, B11,2	3
13	1264792-1	X	-	-	-	-		Plug	Plugg		3
14	1203789-1	X	-	-	-	-		Plug	Plugg		3
15	1247644-6	X	-	-	-	-		Plug	Plugg		3
16	1254034-0	X	-	-	-	-		Plug	Plugg		3
17 ●	1318312-4	4	-	-	-	-		Sleeve	Hylsa		3
18	687987-8	X	-	-	-	-		Plug	Plugg		3
19	1211880-8	X	-	-	-	-		Sealing washer	Tätningsbricka	A84, B64	2
	1213819-4	X	-	-	-	-		Sealing washer	Tätningsbricka	A136, B106	2
	681481-8	X	-	-	-	-		Sealing washer	Tätningsbricka	A55, B40	3
20	1307819-1	X	-	-	-	-		Plug	Plugg	1986-	3
21	940287-6	X	-	-	-	-		Plug	Plugg		2
22 ●	1360872-4	1	-	-	-	-		Plug	Plugg		2

1

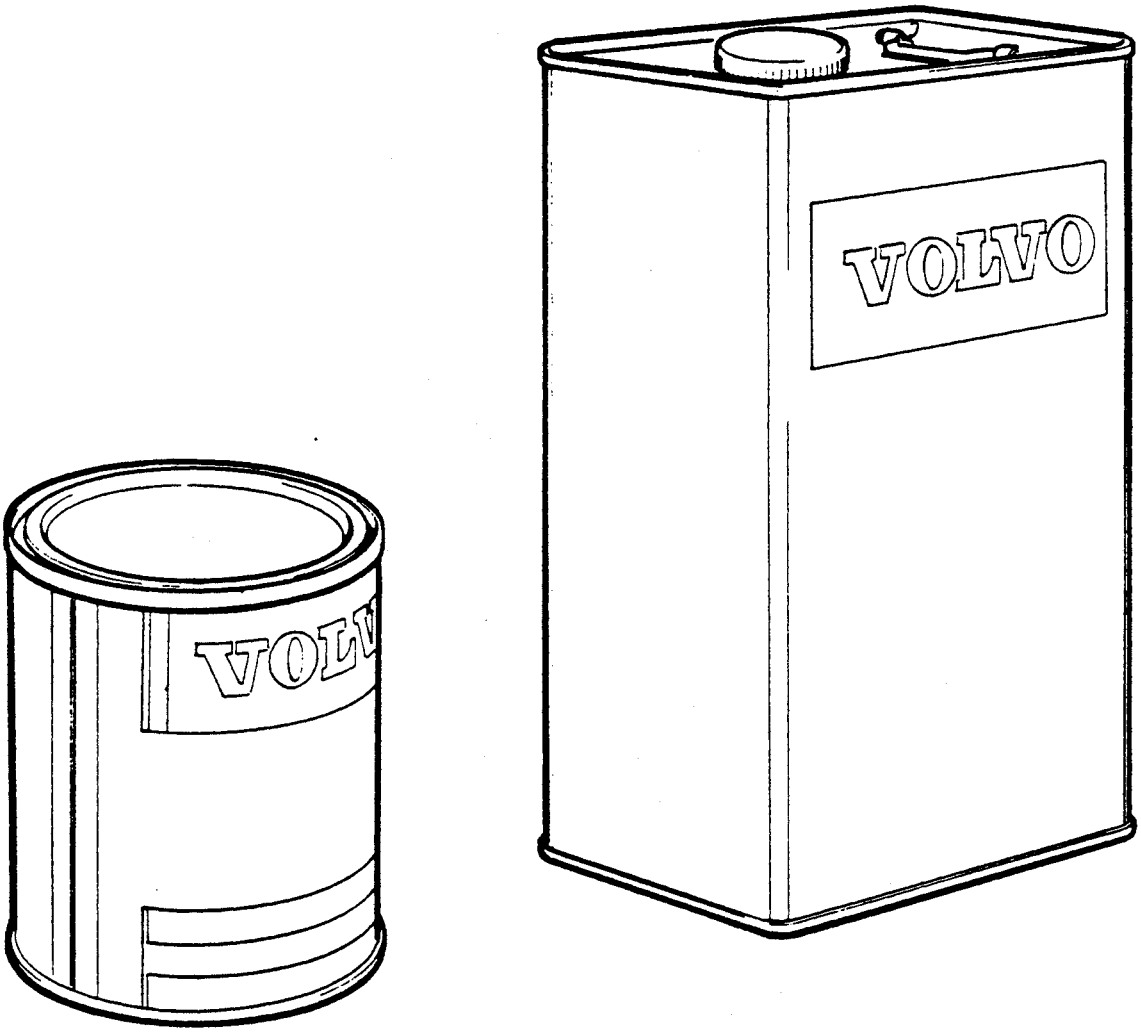

VOLVO
Genuine Parts
PV 800 44330

A
B
C
D
E

PAINTS FÄRG

Group Grupp 89

Page Sida 1253

Fig	Part No. Artikel nr	Quantity /Antal A	B	C	D	E	P S	Description	Benämning	Notes Anmärkning	S R
1		-	-	-	-	-		Paints	Färg		
		-	-	-	-	-		•CODE 19.	•CODE 19.	SEE 89•1257	
		-	-	-	-	-		•CODE 130.	•CODE 130.	SEE 89•1255	
		-	-	-	-	-		•CODE 172.	•CODE 172.	SEE 89•1261	
		-	-	-	-	-		•CODE 173.	•CODE 173.	SEE 89•1257	
		-	-	-	-	-		•CODE 175, 177.	•CODE 175, 177.	SEE 89•1263	
		-	-	-	-	-		•CODE 178.	•CODE 178.	SEE 89•1255	
		-	-	-	-	-		•CODE 189, 190.	•CODE 189, 190.	SEE 89•1257	
		-	-	-	-	-		•CODE 200.	•CODE 200.	SEE 89•1255	
		-	-	-	-	-		•CODE 201, 204.	•CODE 201, 204.	SEE 89•1259	
		-	-	-	-	-		•CODE 205.	•CODE 205.	SEE 89•1255	
		-	-	-	-	-		•CODE 211.	•CODE 211.	SEE 89•1259	
		-	-	-	-	-		•CODE 212, 213.	•CODE 212, 213.	SEE 89•1261	
		-	-	-	-	-		•CODE 214, 215.	•CODE 214, 215.	SEE 89•1263	
		-	-	-	-	-		•CODE 400, 402, 403, 404.	•CODE 400, 402, 403, 404.	SEE 89•1265	
		-	-	-	-	-		•CODE 600, 910.	•CODE 600, 910.	SEE 89•1261	
		-	-	-	-	-		•Paints, non-coded	•Färg, ej kodmärkta	SEE 89•1267	
		-	-	-	-	-		•Thinners	•Förtunning	SEE 89•1269	

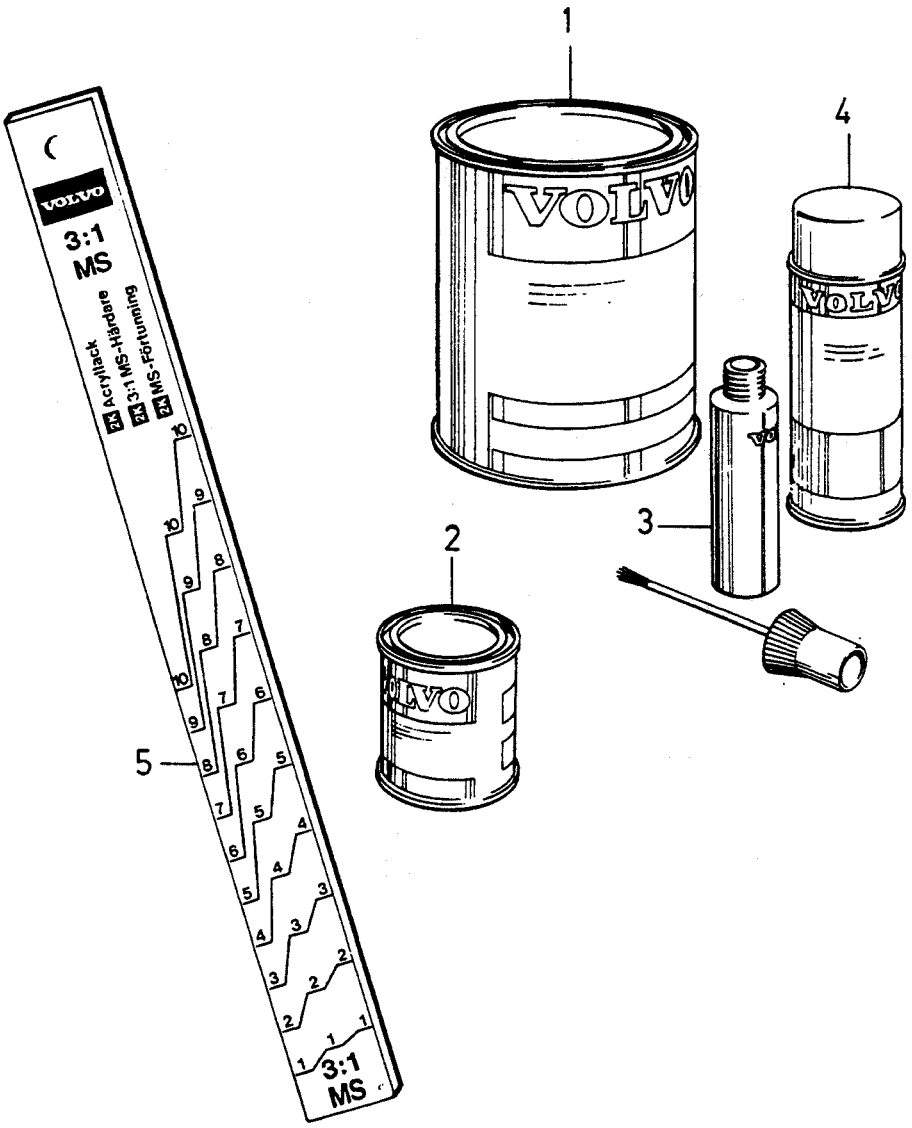

VOLVO
Genuine Parts
PV 800 44770

A	130
B	178
C	200
D	205
E	

PAINTS — FÄRG

Group / Grupp 89

Page / Sida 1255

CODE 130, 178, 200, 205.

Fig	Part No. Artikel nr	Quantity /Antal A	B	C	D	E	PS	Description	Benämning	Notes Anmärkning	SR
1		-	-	-	-	-		Paint, metallic, air drying, 1 l. .	Färg, metallic, lufttorkande, 1 l.		
	1207532-1	1	-	-	-	-		• Paint silver	• Färg silver		2
	1277332-1	-	1	-	-	-		• Paint light green	• Färg ljusgrön		2
	1277447-7	-	-	1	-	-		• Paint dark blue	• Färg mörkblå		2
	1277591-2	-	-	-	1	-		• Paint dark brown	• Färg mörkbrun		2
	1277886-6	1	1	1	1	-		• Thinner	• Förtunningsmedel	(282854) 1l	2
		-	-	-	-	-		Clear enamel, air-drying	Klarlack, lufttorkande.		
	1277029-3	1	1	1	1	-		• Clear enamel	• Klarlack	1l	2
	1277010-3	1	1	1	1	-		• *Hardener*	• Härdare	0.5l	2
	1277886-6	1	1	1	1	-		• Thinner	• Förtunningsmedel	(1277030) 1l	2
2		-	-	-	-	-		Paint, air drying, 0,25 l.	Färg, lufttorkande, 0,25 l.		
	1277517-7	1	-	-	-	-		• Paint silver	• Färg silver		6
	1277551-6	-	1	-	-	-		• Paint light green	• Färg ljusgrön		6
	1277568-0	-	-	1	-	-		• Paint dark blue	• Färg mörkblå		6
	1277592-0	-	-	-	1	-		• Paint dark brown	• Färg mörkbrun		2
3		-	-	-	-	-		Touch-up pen	Färgpenna		
	1396596-7	1	-	-	-	-		• Touch-up pen silver	• Färgpenna silver	(1128622)	3
	1396616-3	-	1	-	-	-		• Touch-up pen light green	• Färgpenna ljusgrön	(1129379)	3
	1396622-1	-	-	1	-	-		• Touch-up pen dark blue	• Färgpenna mörkblå	(1129740)	3
	1396626-2	-	-	-	1	-		• Touch-up pen dark brown	• Färgpenna mörkbrun	(1333732)	3
4		-	-	-	-	-		Paint, spray can, 2x0,116 kg.	Färg, sprayförpackning, 2x0,116 kg.		
	1396537-1	1	-	-	-	-		• Spray paint silver	• Sprayfärg silver	(S)(N)(DK)(SF) (3681829)	2
	1396709-6	1	-	-	-	-		• Spray paint silver	• Sprayfärg silver	EXC (S)(N)(DK)(SF) (3681829)	2
	1396723-7	-	1	-	-	-		• Spray paint light green	• Sprayfärg ljusgrön	EXC (S)(N)(DK)(SF)(IS)	2
	1396556-1	-	1	-	-	-		• Spray paint light green	• Sprayfärg ljusgrön	(S)(N)(DK)(SF)(IS)	2
	1396561-1	-	-	1	-	-		• Spray paint dark blue	• Sprayfärg mörkblå	(S)(N)(DK)(SF)(IS)	2
	1396726-0	-	-	1	-	-		• Spray paint dark blue	• Sprayfärg mörkblå	EXC (S)(N)(DK)(SF)(IS)	2
	1396565-2	-	-	-	1	-		• Spray paint dark brown	• Sprayfärg mörkbrun	(S)(N)(DK)(SF) (1331731)	2
	1396728-6	-	-	-	1	-		Spray paint dark brown	Sprayfärg mörkbrun	EXC (S)(N)(DK)(SF) (1331731)	2
		1	1	1	1	-	KN	• • Paint	• • Färg		
		1	1	1	1	-	KN	• • Clear enamel	• • Klarlack		
5	9122017-8	1	1	1	1	-		Dipstick	Mätsticka		4

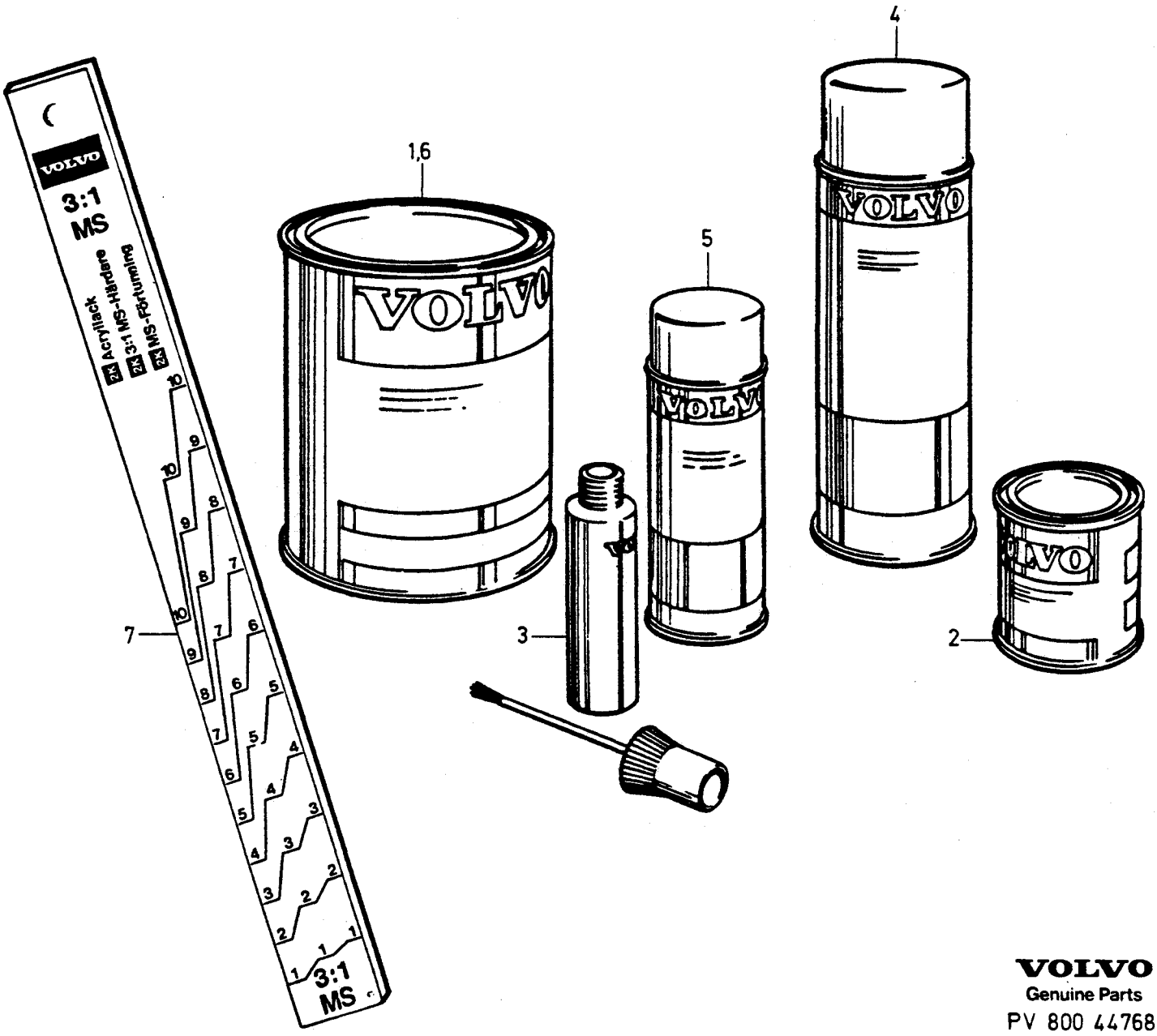

VOLVO
Genuine Parts
PV 800 44768

A	19
B	173
C	189
D	190
E	

PAINTS — FÄRG

Group / Grupp: 89

Page / Sida: 1257

CODE 19, 173, 189, 190.

Fig	Part No. / Artikel nr	Quantity / Antal A	B	C	D	E	PS	Description	Benämning	Notes / Anmärkning	SR
1		-	-	-	-	-		Paint, air drying, 1 l.	Färg, lufttorkande, 1 l.		
	79982-5	1	-	-	-	-		•Paint black	•Färg svart		6
	1277326-3	-	1	-	-	-		•Paint mid red	•Färg mellanröd		2
	1277088-9	-	-	1	-	-		•Top coat white	•Täcklack vit		2
	1277090-5	-	-	-	1	-		•Paint yellow	•Färg gul		2
	1277387-5	1	1	1	1	-		•Hardener	•Härdare	1) (283242) 0,5l	6
2		-	-	-	-	-		Paint, air drying, 0,25 l.	Färg, lufttorkande, 0,25 l.		
	1277459-2	1	-	-	-	-		•Paint black	•Färg svart		6
	1277548-2	-	1	-	-	-		•Paint mid red	•Färg mellanröd		6
	1277559-9	-	-	1	-	-		•Top coat white	•Täcklack vit		6
	1277560-7	-	-	-	1	-		•Paint yellow	•Färg gul		6
3		-	-	-	-	-		Touch-up pen	Färgpenna		
	1396573-6	1	-	-	-	-		•Touch-up pen black	•Färgpenna svart	(283476)	3
	1396613-0	-	1	-	-	-		•Touch-up pen mid red	•Färgpenna mellanröd	(1129375)	3
	1396617-1	-	-	1	-	-		•Touch-up pen white	•Färgpenna vit	(1129712)	3
	1396618-9	-	-	-	1	-		•Touch-up pen yellow	•Färgpenna gul	(1333724)	3
4		-	-	-	-	-		Paint, spray can, 0,3 kg.	Färg, sprayförpackning, 0,3 kg.		
	1396634-6	1	-	-	-	-		•Spray paint black	•Sprayfärg svart	(277925)	3
	1396671-8	-	1	-	-	-		•Spray paint mid red	•Sprayfärg mellanröd	(1129394)	3
	1396672-6	-	-	1	-	-		•Spray paint white	•Sprayfärg vit	(1129711)	3
	1333722	-	-	-	1	-	OP	•Spray paint yellow	•Sprayfärg gul		6
5		-	-	-	-	-		Paint, spray can, 2x0,116 kg.	Färg, sprayförpackning, 2x0,116 kg.		
	1396500-9	1	-	-	-	-		•Spray paint black	•Sprayfärg svart	(S)(N)(DK)(SF)(IS)	2
	1396682-5	1	-	-	-	-		•Spray paint black	•Sprayfärg svart	EXC (S)(N)(DK)(SF)(IS)	2
	1396720-3	-	1	-	-	-		•Spray paint mid red	•Sprayfärg mellanröd	EXC (S)(N)(DK)(SF)(IS)	2
	1396553-8	-	1	-	-	-		•Spray paint mid red	•Sprayfärg mellanröd	(S)(N)(DK)(SF)(IS)	2
	1396557-9	-	-	1	-	-		•Spray paint white	•Sprayfärg vit	(S)(N)(DK)(SF)(IS)	2
	1396724-5	-	-	1	-	-		•Spray paint white	•Sprayfärg vit	EXC (S)(N)(DK)(SF)(IS)	2
	1396558-7	-	-	-	1	-		•Spray paint yellow	•Sprayfärg gul	(S)(N)(DK)(SF) (1333723)	2
	1396725-2	-	-	-	1	-		•Spray paint	•Sprayfärg	EXC (S)(N)(DK)(SF) (1333723)	2
6		-	-	-	-	-		Paint, STANDOX 2K, 1 l.	Färg, STANDOX 2K, 1 l.	2)	
☆	9122050-9	1	-	-	-	-		•Paint black	•Färg svart		2
	1277321-4	-	1	-	-	-		•Paint mid red	•Färg mellanröd		2
	1277394-1	-	-	1	-	-		•Top coat white	•Täcklack vit		2
	1277395-8	-	-	-	1	-		•Paint yellow	•Färg gul		2
	1277010-3	-	1	1	1	-		•Hardener	•Härdare	0.5l	2
	1277011-1	-	1	1	1	-		•Hardener	•Härdare	1l	2
	1277012-9	-	1	1	1	-		•Hardener	•Härdare	5l	2
		-	-	-	-	-		Thinners 11012	Förtunning 11012		
	1277886-6	-	1	1	1	-		•Thinner	•Förtunningsmedel	(1277030) 1l	2
	1277885-8	-	1	1	1	-		•Thinner	•Förtunningsmedel	(1277031) 5l	2
		-	-	-	-	-		Thinners 7720	Förtunning 7720		
	1277034	-	1	1	1	-	OP	•Thinner	•Förtunningsmedel	1l	2
	1277035	-	1	1	1	-	OP	•Thinner	•Förtunningsmedel	5l	6
7	9122017-8	1	1	1	1	-		Dipstick	Mätsticka		4

1) For conversion to 80 degrees C oven-drying. / För omvandling till 80 C ungstorkande.
2) Two-can paints and enamels. / Två komponent.

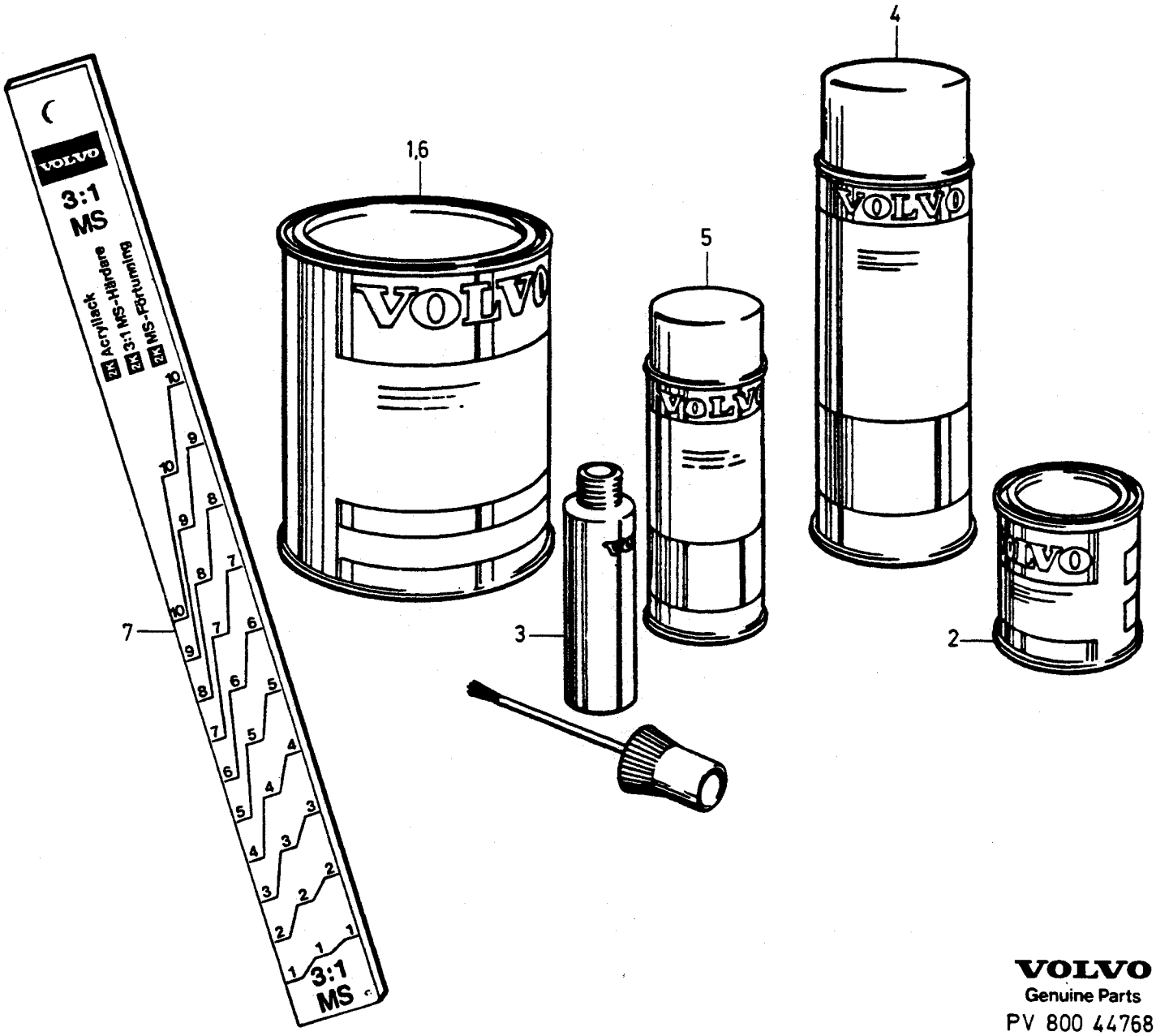

VOLVO
Genuine Parts
PV 800 44768

A	201
B	204
C	211
D	
E	

PAINTS — FÄRG

Group / Grupp 89

Page / Sida 1259

CODE 201, 204, 211.

Fig	Part No. Artikel nr	Quantity /Antal A	B	C	D	E	PS	Description	Benämning	Notes Anmärkning	SR
1		-	-	-	-	-		Paint, air drying, 1 l.	Färg, lufttorkande, 1l.		
	1277587-0	1	-	-	-	-		•Paint dark beige	•Färg mörkbeige		2
	1277696-9	-	1	-	-	-		•Paint dark blue	•Färg mörkblå		4
	1277698-5	-	-	1	-	-		•Paint red	•Färg röd		4
	1277387-5	1	1	1	-	-		•Hardener	•Härdare	1) (283242) 0.5l	6
2		-	-	-	-	-		Paint, air drying, 0,25 l.	Färg, lufttorkande, 0,25l.		
	1277588-8	1	-	-	-	-		•Paint dark beige	•Färg mörkbeige		2
	1277697-7	-	1	-	-	-		•Paint dark blue	•Färg mörkblå		2
	1277699-3	-	-	1	-	-		•Paint red	•Färg röd		2
3		-	-	-	-	-		Touch-up pen	Färgpenna		
	1396623-9	1	-	-	-	-		•Touch-up pen dark beige	•Färgpenna mörkbeige	(1333727)	3
☆	1396625-4	-	1	-	-	-		•Touch-up pen dark blue	•Färgpenna mörkblå	(1343361)	3
	1396627-0	-	-	1	-	-		•Touch-up pen red	•Färgpenna röd	(1343364)	3
4		-	-	-	-	-		Paint, spray can, 0,3kg.	Färg, sprayförpackning, 0,3kg.		
	1333725	1	-	-	-	-	OP	•Spray paint dark beige	•Sprayfärg mörkbeige		6
	1396674-2	-	1	-	-	-		•Spray paint dark blue	•Sprayfärg mörkblå	(1343359)	3
	1396675-9	-	-	1	-	-		•Spray paint red	•Sprayfärg röd	(1343362)	3
5		-	-	-	-	-		Paint, spray can, 2x0,116kg.	Färg, sprayförpackning, 2x0,116kg.		
	1396562-9	1	-	-	-	-		•Spray paint dark beige	•Sprayfärg mörkbeige	(1333726)	2
	1396524-9	-	1	-	-	-		•Spray paint dark blue	•Sprayfärg mörkblå	(S)(N)(DK)(SF) (1343360)	2
	1396727-8	-	1	-	-	-		•Spray paint dark blue	•Sprayfärg mörkblå	EXC (S)(N)(DK)(SF) (1343360)	2
☆	1396566-0	-	-	1	-	-		•Spray paint red	•Sprayfärg röd	(1343363)	2
6		-	-	-	-	-		Paint, STANDOX 2K, 1 l.	Färg, STANDOX 2K, 1l.	2)	
	1277605-0	1	-	-	-	-		•Paint dark beige	•Färg mörkbeige		4
	1277704-1	-	1	-	-	-		•Paint dark blue	•Färg mörkblå		4
	1277705-8	-	-	1	-	-		•Paint red	•Färg röd		4
	1277010-3	1	1	1	-	-		•Hardener	•Härdare	0.5l	2
	1277011-1	1	1	1	-	-		•Hardener	•Härdare	1l	2
	1277012-9	1	1	1	-	-		•Hardener	•Härdare	5l	2
		-	-	-	-	-		•Thinners 11012	•Förtunning 11012		
	1277886-6	1	1	1	-	-		••Thinner	••Förtunningsmedel	(1277030) 1l	2
	1277885-8	1	1	1	-	-		••Thinner	••Förtunningsmedel	(1277031) 5l	2
		-	-	-	-	-		•Thinners 7720	•Förtunning 7720		
	1277034	1	1	1	-	-	OP	••Thinner	••Förtunningsmedel	1l	2
	1277035	1	1	1	-	-	OP	••Thinner	••Förtunningsmedel	5l	6
7	9122017-8	1	1	1	-	-		Dipstick	Mätsticka		4

1) For conversion to 80 degrees C oven-drying. / För omvandling till 80 C ungstorkande.
2) Two-can paints and enamels. / Två komponent.

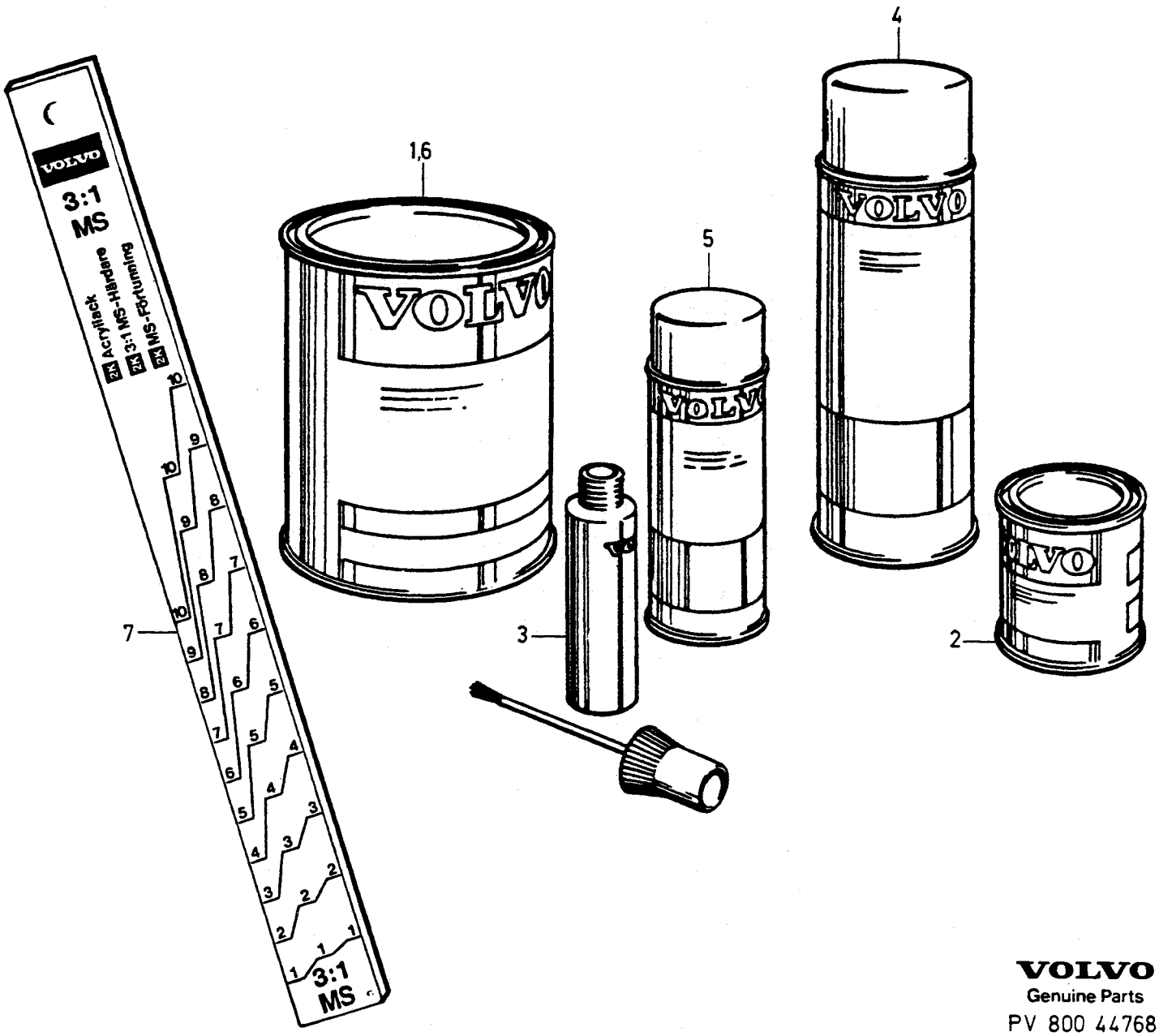

VOLVO
Genuine Parts
PV 800 44768

A	212
B	213
C	172
D	600
E	910

PAINTS — FÄRG

Group / Grupp 89

Page / Sida 1261

CODE 212, 213, 172, 600, 910.

Fig	Part No. / Artikel nr	Quantity / Antal A	B	C	D	E	PS	Description	Benämning	Notes / Anmärkning	SR
1		-	-	-	-	-		Paint, air drying, 1 l.	Färg, lufttorkande, 1l.		
	1277702-5	1	-	-	-	-		•Paint mid grey	•Färg mellangrå		4
	1277700-9	-	1	-	-	-		•Paint mid blue	•Färg mellanblå		4
	1277324-8	-	-	1	-	-		Paint beige	Färg beige		2
	1277976-5	-	-	-	1	-		Paint light grey	Färg ljusgrå		2
	1277387-5	1	1	1	1	-		•Hardener	•Härdare	1) (283242) 0.5l	6
	9122047-5	-	-	-	-	1		Paint grey	Färg grå		3
2		-	-	-	-	-		Paint, air drying, 0,25 l.	Färg, lufttorkande, 0,25l.		
	1277703-3	1	-	-	-	-		•Paint mid grey	•Färg mellangrå		2
	1277701-7	-	1	-	-	-		•Paint mid blue	•Färg mellanblå		2
	1277547-4	-	-	1	-	-		Paint beige	Färg beige		6
	1277977-3	-	-	-	1	-		Paint light grey	Färg ljusgrå		2
	9122048-3	-	-	-	-	1		Paint grey	Färg grå		3
3		-	-	-	-	-		Touch-up pen	Färgpenna		
	1396628-8	1	-	-	-	-		•Touch-up pen mid grey	•Färgpenna mellangrå	(1343372)	3
	1396629-6	-	1	-	-	-		•Touch-up pen mid blue	•Färgpenna mellanblå	(1343367)	3
	1396612-2	-	-	1	-	-		Touch-up pen beige	Färgpenna beige	(1129373)	3
	1381041-1	-	-	-	1	-		•Touch-up pen light grey	•Färgpenna ljusgrå		2
4		-	-	-	-	-		Paint, spray can, 0,3 kg.	Färg, sprayförpackning, 0,3 kg.		
	1396676-7	1	-	-	-	-		•Spray paint mid grey	•Sprayfärg mellangrå	(1343370)	3
	1396677-5	-	1	-	-	-		•Spray paint mid blue	•Sprayfärg mellanblå	(1343365)	3
	1381031-2	-	-	1	-	-		Spray paint beige	Sprayfärg beige	(1129393)	2
	1381040-3	-	-	-	1	-		•Spray paint light grey	•Sprayfärg ljusgrå		2
5		-	-	-	-	-		Paint, spraycan, 0.116 kg.	Färg, sprayförpackning, 0,116 kg		
	1396567-8	1	-	-	-	-		•Spray paint mid grey	•Sprayfärg mellangrå	(S)(N)(DK)(SF) (1343371)	2
	1396730-2	1	-	-	-	-		•Spray paint mid grey	•Sprayfärg mellangrå	EXC (S)(N)(DK)(SF) (1343371)	2
	1396568-6	-	1	-	-	-		•Spray paint mid blue	•Sprayfärg mellanblå	(S)(N)(DK)(SF) (1343366)	2
	1396731-0	-	1	-	-	-		•Spray paint mid blue	•Sprayfärg mellanblå	EXC (S)(N)(DK)(SF) (1343366)	2
	1396552-0	-	-	1	-	-		•Spray paint beige	•Sprayfärg beige	(S)(N)(DK)(SF)(IS)	2
	1381030-4	-	-	1	-	-		•Spray paint beige	•Sprayfärg beige	EXC (S)(N)(DK)(SF)(IS)	2
	1381038-7	-	-	-	1	-		•Spray paint light grey	•Sprayfärg ljusgrå	(S)(N)(DK)(SF)(IS)	2
	1381039-5	-	-	-	1	-		•Spray paint light grey	•Sprayfärg ljusgrå	EXC (S)(N)(DK)(SF)(IS)	2
6		-	-	-	-	-		Paint, STANDOX 2K, 1 l.	Färg, STANDOX 2K, 1l.	2)	
	1277707-4	1	-	-	-	-		•Paint mid grey	•Färg mellangrå		4
	1277706-6	-	1	-	-	-		•Paint mid blue	•Färg mellanblå		4
	1277320-6	-	-	1	-	-		Paint beige	Färg beige		2
	1277978-1	-	-	-	1	-		Paint light grey	Färg ljusgrå		2
	1277010-3	1	1	1	1	-		•Hardener	•Härdare	0.5l	2
	1277011-1	1	1	1	1	-		•Hardener	•Härdare	1l	2
	1277012-9	1	1	1	1	-		•Hardener	•Härdare	5l	2
		-	-	-	-	-		Thinners 11012	Förtunning 11012		
	1277886-6	1	1	1	1	-		•Thinner	•Förtunningsmedel	(1277030) 1l	2
	1277885-8	1	1	1	1	-		•Thinner	•Förtunningsmedel	(1277031) 5l	2
		-	-	-	-	-		Thinners 7720	Förtunning 7720		
	1277034	1	1	1	1	-	OP	•Thinner	•Förtunningsmedel	1l	2
	1277035	1	1	1	1	-	OP	•Thinner	•Förtunningsmedel	5l	6
7	9122017-8	1	1	1	1	-		Dipstick	Mätsticka		4

1) For conversion to 80 degrees C oven-drying. / För omvandling till 80 C ungstorkande.
2) Two-can paints and enamels. / Två komponent.

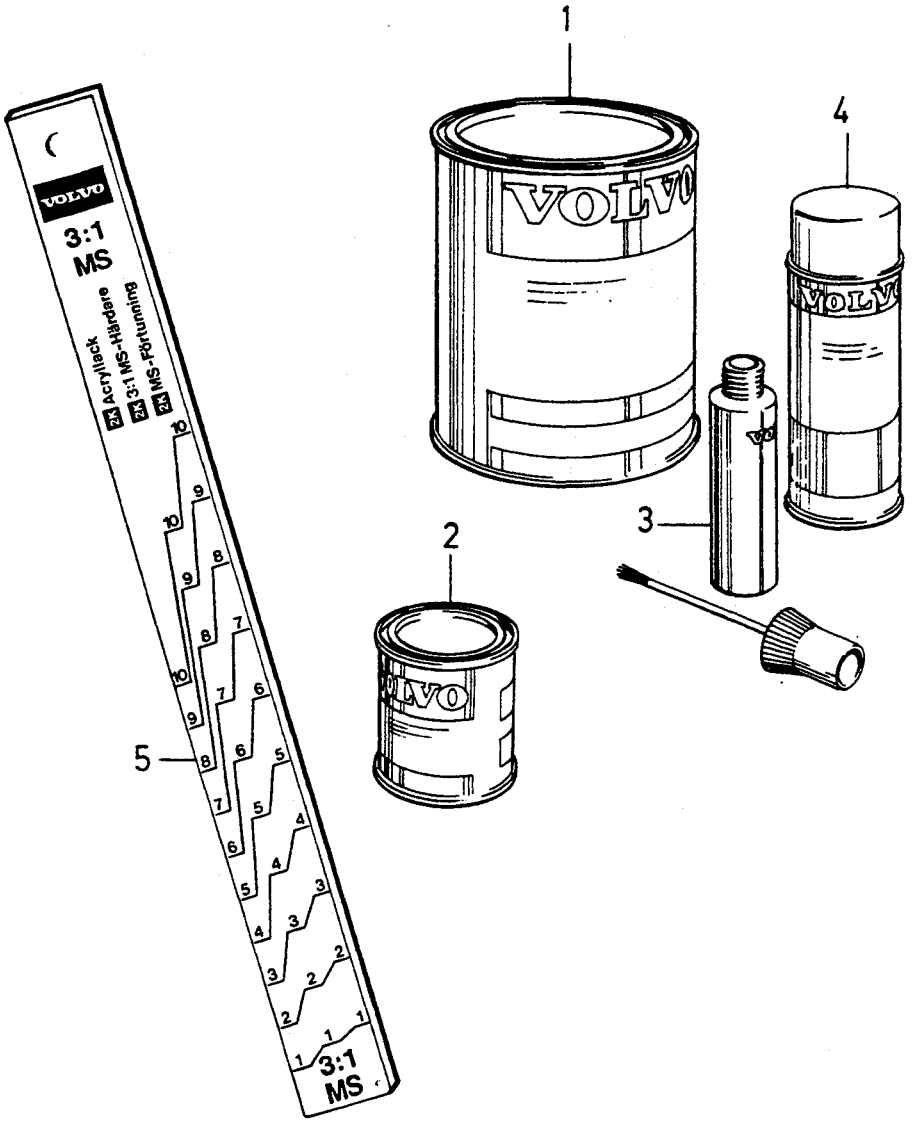

VOLVO
Genuine Parts
PV 800 44770

A	175
B	177
C	214
D	215
E	

PAINTS — FÄRG

Group / Grupp: 89

Page / Sida: 1263

CODE 175, 177, 214, 215.

Fig	Part No. Artikel nr	Quantity /Antal A	B	C	D	E	PS	Description	Benämning	Notes Anmärkning	SR
1		-	-	-	-	-		Paint, metallic, air drying, 1l. .	Färg, metallic, lufttorkande, 1l.		
	1277330-5	1	-	-	-	-		•Paint red	•Färg röd		2
	1277393-3	-	1	-	-	-		•Top coat grey	•Täcklack grå		2
	1277710-8	-	-	1	-	-		•Paint dark grey	•Färg mörkgrå		4
	1277708-2	-	-	-	1	-		•Paint lightblue	•Färg ljusblå		4
	1277886-6	1	1	1	1	-		•Thinner	•Förtunningsmedel	(282854) 1l	2
	1277885-8	1	1	1	1	-		•Thinner	•Förtunningsmedel	(277299) 5l	2
		-	-	-	-	-		Clear enamel, two-can	Klarlack, två komponent.		
	1277029-3	1	1	1	1	-		•Clear enamel	•Klarlack	1l	2
	1277010-3	1	1	1	1	-		•Hardener	•Härdare	0.5l	2
	1277011-1	1	1	1	1	-		•Hardener	•Härdare	1l	2
	1277012-9	1	1	1	1	-		•Hardener	•Härdare	5l	2
	1277886-6	1	1	1	1	-		•Thinner	•Förtunningsmedel	(1277030) 1l	2
	1277885-8	1	1	1	1	-		•Thinner	•Förtunningsmedel	(1277031) 5l	2
2		-	-	-	-	-		Paint, metallic, air drying, 0.25 l.	Färg, metallic, lufttorkande, 0,25l		
	1277549-0	1	-	-	-	-		•Paint red	•Färg röd		6
	1277550-8	-	1	-	-	-		•Top coat grey	•Täcklack grå		6
	1277711-6	-	-	1	-	-		•Paint dark grey	•Färg mörkgrå		2
	1277709-0	-	-	-	1	-		•Paint lightblue	•Färg ljusblå		2
3		-	-	-	-	-		Touch-up pen	Färgpenna		
	1396614-8	1	-	-	-	-		•Touch-up pen red	•Färgpenna röd	(1129377)	3
	1396615-5	-	1	-	-	-		•Touch-up pen grey	•Färgpenna grå	(1129723)	3
	1396630-4	-	-	1	-	-		•Touch-up pen dark grey	•Färgpenna mörkgrå	(1343369)	3
	1396631-2	-	-	-	1	-		•Touch-up pen lightblue	•Färgpenna ljusblå	(1343429)	3
4		-	-	-	-	-		Paint, spray can, 2x0,116kg.	Färg, sprayförpackning, 2x0,116kg.		
	1396721-1	1	-	-	-	-		•Spray paint red	•Sprayfärg röd	EXC (S)(N)(DK)(SF)(IS)	2
	1396554-6	1	-	-	-	-		•Spray paint red	•Sprayfärg röd	(S)(N)(DK)(SF)(IS)	2
	1396555-3	-	1	-	-	-		•Spray paint grey	•Sprayfärg grå	(S)(N)(DK)(SF)(IS)	2
	1396722-9	-	1	-	-	-		•Spray paint grey	•Sprayfärg grå	EXC (S)(N)(DK)(SF)(IS)	2
	1396569-4	-	-	1	-	-		•Spray paint dark grey	•Sprayfärg mörkgrå	(S)(N)(DK)(SF) (1343368)	2
	1396732-8	-	-	1	-	-		•Spray paint dark grey	•Sprayfärg mörkgrå	EXC (S)(N)(DK)(SF) (1343368)	2
	1396570-2	-	-	-	1	-		•Spray paint lightblue	•Sprayfärg ljusblå	(S)(N)(DK)(SF) (1343430)	2
	1396733-6	-	-	-	1	-		Spray paint lightblue	Sprayfärg ljusblå	EXC (S)(N)(DK)(SF) (1343430)	2
		1	1	1	1	-	KN	••Paint	••Färg		
		1	1	1	1	-	KN	••Clear enamel	••Klarlack		
5	9122017-8	1	1	1	1	-		Dipstick	Mätsticka		4

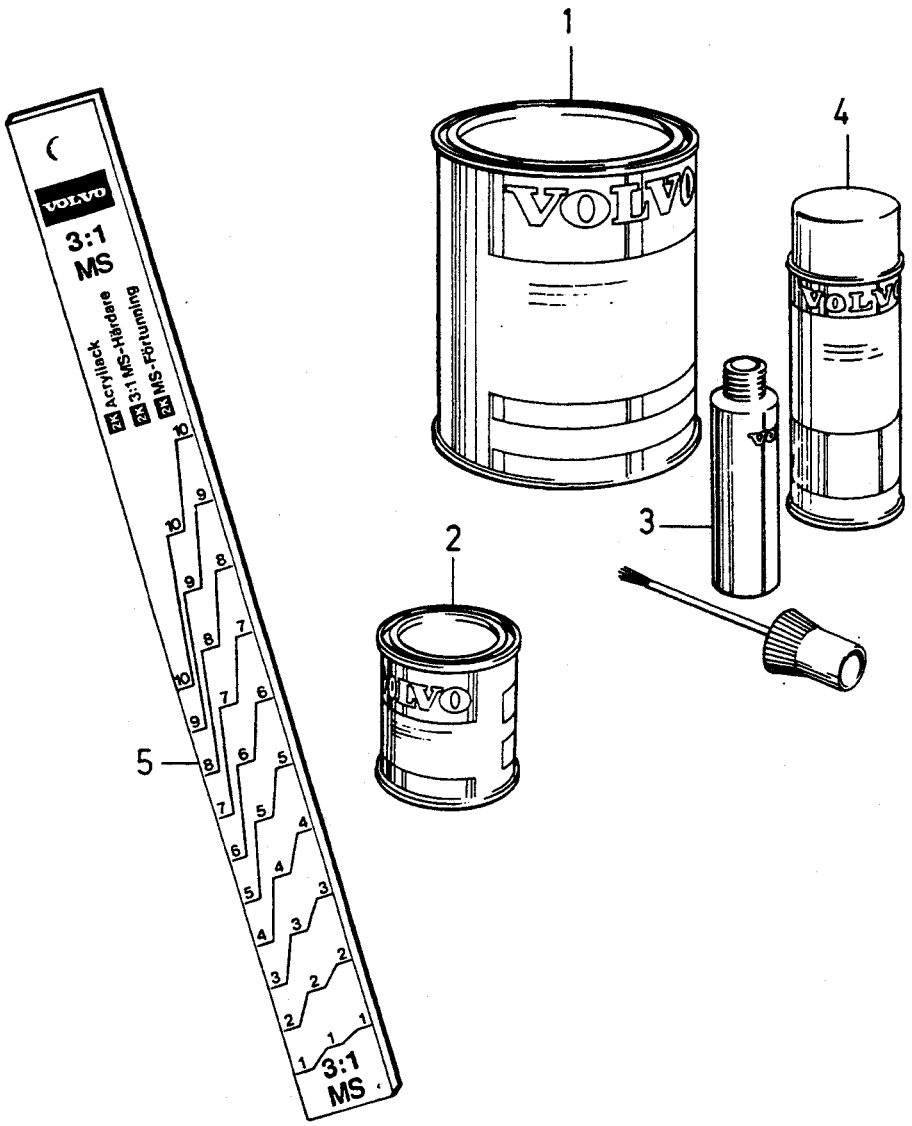

VOLVO
Genuine Parts
PV 800 44770

A	400
B	402
C	403
D	404
E	

PAINTS — FÄRG

Group / Grupp 89

Page / Sida 1265

CODE 400, 402, 403, 404.

Fig	Part No. / Artikel nr	Quantity / Antal A	B	C	D	E	PS	Description	Benämning	Notes / Anmärkning	SR
1		-	-	-	-	-		Paint, metallic, air drying, 1 l. .	Färg, metallic, lufttorkande, 1 l.		
	1277803-1	1	-	-	-	-		• Paint beige	• Färg beige		2
	1277818-9	-	1	-	-	-		• Paint bluish-green	• Färg blågrön		2
	1277972-4	-	-	1	-	-		Paint silver-green	Färg silvergrön		2
	1277974-0	-	-	-	1	-		Paint lightblue	Färg ljusblå		2
		-	-	-	-	-		Thinners	Förtunning		
	1277886-6	1	1	1	1	-		• Thinner	• Förtunningsmedel	(282854) 1 l	2
	1277885-8	1	1	1	1	-		• Thinner	• Förtunningsmedel	(277299) 5 l	2
2		-	-	-	-	-		Paint, metallic, air drying, 0.25 l.	Färg, metallic, lufttorkande, 0,25 l		
	1277804-9	1	-	-	-	-		• Paint beige	• Färg beige		2
	1277819-7	-	1	-	-	-		• Paint bluish-green	• Färg blågrön		2
	1277973-2	-	-	1	-	-		• Paint silver-green	• Färg silvergrön		2
	1277975-7	-	-	-	1	-		• Paint lightblue	• Färg ljusblå		2
3		-	-	-	-	-		Touch-up pen	Färgpenna		
	1396632-0	1	-	-	-	-		• Touch-up pen beige	• Färgpenna beige	(1381008)	3
	1396633-8	-	1	-	-	-		• Touch-up pen bluish-green ..	• Färgpenna blågrön	(1381011)	3
	1381034-6	-	-	1	-	-		• Touch-up pen silver-green ...	• Färgpenna silvergrön		2
	1381037-9	-	-	-	1	-		• Touch-up pen lightblue	• Färgpenna ljusblå		2
4		-	-	-	-	-		Paint, spray can, 2x0,116 kg.	Färg, sprayförpackning, 2x0,116 kg.		
	1396571-0	1	-	-	-	-		• Spray paint beige	• Sprayfärg beige	(S)(N)(DK)(SF) (1381007)	2
	1396734-4	1	-	-	-	-		Spray paint beige	Sprayfärg beige	(S)(N)(DK)(SF) (1381007)	2
	1396555-3	-	1	-	-	-		• Spray paint bluish-green	• Sprayfärg blågrön	(S)(N)(DK)(SF)(IS)	2
	1396722-9	-	1	-	-	-		• Spray paint bluish-green	• Sprayfärg blågrön	EXC (S)(N)(DK)(SF)(IS)	2
	1381032-0	-	-	1	-	-		• Spray paint silver-green	• Sprayfärg silvergrön	(S)(N)(DK)(SF)(IS)	2
	1381033-8	-	-	1	-	-		• Spray paint silver-green	• Sprayfärg silvergrön	EXC (S)(N)(DK)(SF)(IS)	2
	1381035-3	-	-	-	1	-		• Spray paint lightblue	• Sprayfärg ljusblå	(S)(N)(DK)(SF)(IS)	2
	1381036-1	-	-	-	1	-		• Spray paint lightblue	• Sprayfärg ljusblå	EXC (S)(N)(DK)(SF)(IS)	2
		1	1	1	1	-	KN	• • Paint	• • Färg		
		1	1	1	1	-	KN	• • Clear enamel	• • Klarlack		
5	9122017-8	1	1	1	1	-		Dipstick	Mätsticka		4

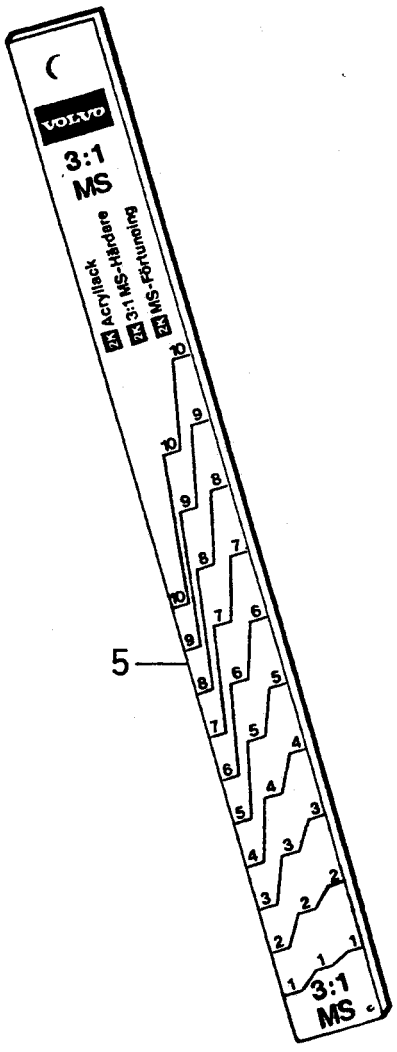

5



1,3



2,4

VOLVO
Genuine Parts
PV 800 44772

A
B
C
D
E

PAINTS, NON-CODED — FÄRG, EJ KODMÄRKTA

Group Grupp 89

Page Sida 1267

Fig	Part No. Artikel nr	Quantity /Antal A	B	C	D	E	PS	Description	Benämning	Notes Anmärkning	SR
1		-	-	-	-	-		Surfacer, air drying.	Grundfärg, lufttorkande.		
	1277576-3	X	-	-	-	-		•Primer grey	•Grundfärg grå	0.25l	6
		-	-	-	-	-		Primer, STANDOX 2K, two-can	Grundfärg STANDOX 2K, tvåkomponent		
	1277884-1	X	-	-	-	-		•Primer EP-GRUNDIERFULLER	•Grundfärg EP-GRUNDIERFULLER	1) (1277000) 1l	2
	1277888-2	X	-	-	-	-		•Primer Sealer	•Grundfärg Sealer	(1277371) 1l	2
	1277889-0	X	-	-	-	-		•Primer Sealer	•Grundfärg Sealer	(1277372) 5l	2
	1277011-1	X	-	-	-	-		•Hardener for Sealer	•Härdare för Sealer	(1277373) 2.5l	2
	1277376-8	X	-	-	-	-		•Primer Füllprimer	•Grundfärg Füllprimer	0.5l	2
	1277378-4	X	-	-	-	-		•Primer Füllprimer	•Grundfärg Füllprimer	3l	2
	1277377-6	X	-	-	-	-		•Hardener 1:1	•Härdare 1:1	0.5l	2
	1277379-2	X	-	-	-	-		•Hardener 1:1	•Härdare 1:1	3l	2
☆	1161342-9	X	-	-	-	-		Welding primer	Svetsprimer	(1161009) 0.5L	6
		-	-	-	-	-		Surfacer, air drying.	Grundfärg, lufttorkande.		
2	1396678-3	X	-	-	-	-		•Spray paint grey	•Sprayfärg grå	0.305kg. EXC (GB) (282906)	3
	1396736-9	X	-	-	-	-		•Spray paint grey	•Sprayfärg grå	0.305kg. (GB) (282906)	3
	1381015-5	X	-	-	-	-		•Spray paint red	•Sprayfärg röd	0.305kg (1396679)	5
	1381015-5	X	-	-	-	-		•Spray paint red	•Sprayfärg röd	2) 0.305kg	5
		-	-	-	-	-		Wheel paint, air drying.	Hjulfärg, lufttorkande.		
	1396681-7	X	-	-	-	-		•Spray paint grey	•Sprayfärg grå	0,370kg (S)(N)(DK)(SF) (1128736)	3
	1396738-5	X	-	-	-	-		•Spray paint grey	•Sprayfärg grå	0,370kg EXC (S)(N)(DK)(SF) (1128736)	3
3	277517-9	X	-	-	-	-		•Paint grey	•Färg grå	1l	6
		-	-	-	-	-		Engine paint, air drying.	Motorfärg, lufttorkande.		
	1277586-2	X	-	-	-	-		•Paint engine red red	•Motorfärg röd röd	0.25l	2
	279350-3	X	-	-	-	-		•Paint engine red red	•Motorfärg röd röd	1l	6
	1396738-5	X	-	-	-	-		•Spray paint	•Sprayfärg	EXC (S)(N)(DK)(SF)	3
	-	-	-	-	-			Mat black, air drying.	Matt-svart, lufttorkande.		
	1277585-4	X	-	-	-	-		•Paint	•Färg	0.25l	2
	1277349-5	X	-	-	-	-		•Top coat	•Täcklack	1l	2
4	1396680-9	X	-	-	-	-		•Spray paint	•Sprayfärg	0.375kg (S)(N)(DK)(SF)(IS)	3
	1396737-7	X	-	-	-	-		•Spray paint	•Sprayfärg	0.375kg EXC (S)(N)(DK)(SF)(IS)	3
5	9122017-8	1	-	-	-	-		Dipstick	Mätsticka		4

1) With hardener / Med härdare.
2) Primer for zink plated surfaces. / Grundfärg för förzinkade ytor.

1

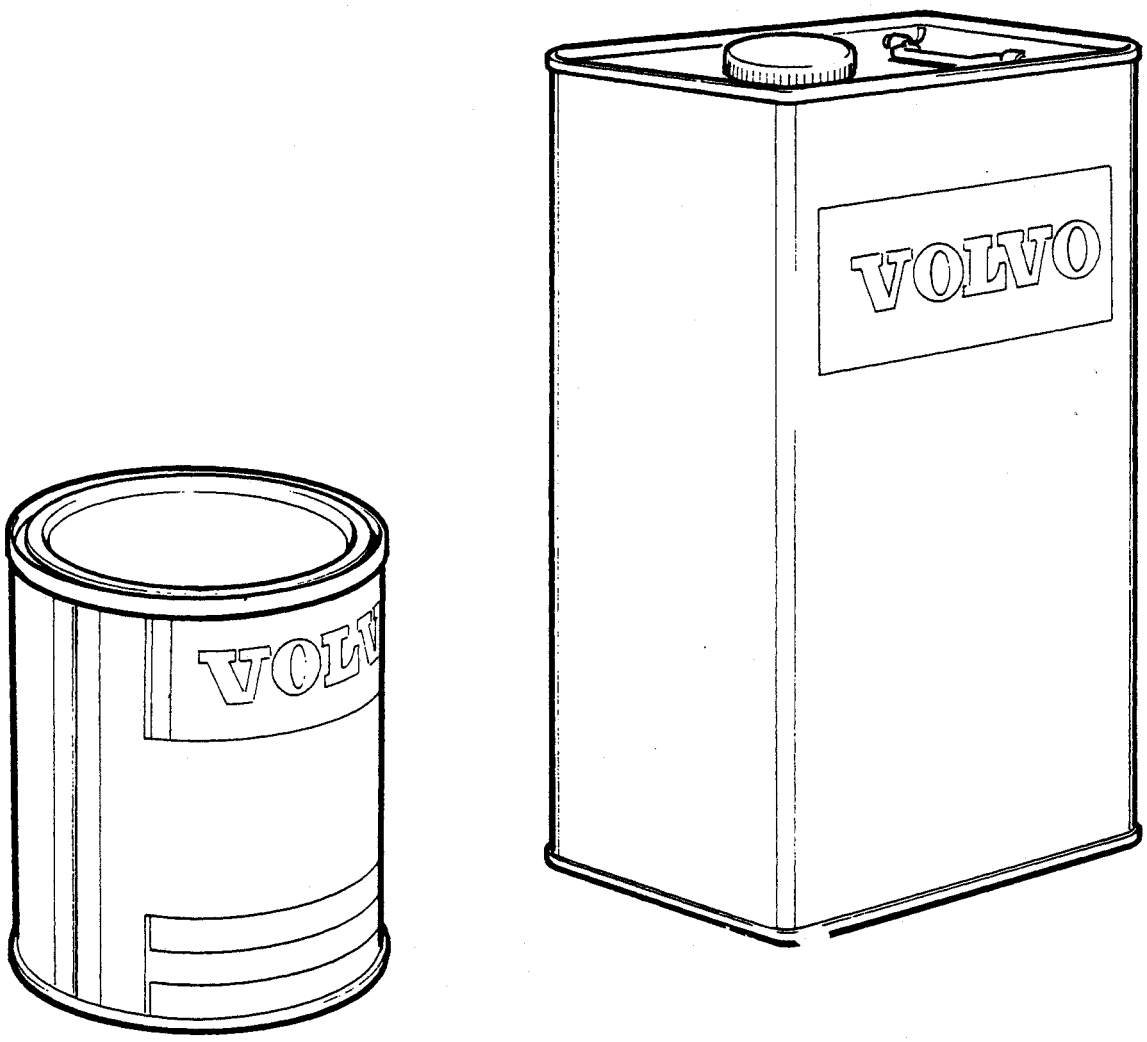

VOLVO
Genuine Parts
PV 800 44330

A	KH	THINNERS FÖRTUNNING	Group Grupp 89
B	2K		Page Sida 1269
C			
D			
E			

Fig	Part No. Artikel nr	Quantity /Antal A	B	C	D	E	P S	Description	Benämning	Notes Anmärkning	S R
		X	-	-	-	-		Notes	Anmärkning	1)	
		-	X	-	-	-		Notes	Anmärkning	2)	
1	1277375-0	X	-	-	-	-		Thinner	Förtunningsmedel	1l	2
	1277374-3	X	-	-	-	-		Thinner	Förtunningsmedel	5l	2
	1277886-6	-	X	-	-	-		Thinner	Förtunningsmedel	1l	2
	1277885-8	-	X	-	-	-		Thinner	Förtunningsmedel	5l	2
	1277887-4	-	X	-	-	-		Thinner	Förtunningsmedel	3) 5l	2

1) KH synhetic resin paint. / KH konstharts lack.
2) 2K acrylic paints. / 2K acryllack.
3) Express thinner. / Expressförtunning.