

VOLVO

164E with Electronic fuel injection.



**Buy a Volvo 164E and people who judge
will have to re-evaluate their opinions.**



you by the car you drive

The 6-cylinder 164E is Volvo's largest, fastest, most lavishly equipped sedan.

Chances are, the man next door won't own one. (This model year we'll produce only one 164 for every thousand Americans planning to buy a new car.)

We designed it for people who demand high performance *and* exceptional comfort from a car.

We think we've succeeded.

Apparently, the readers of Car and Driver magazine agree. In their 1971 Car and Driver readers' poll, the Volvo 164 (without fuel injection),

was voted first in the full-size sedan category over: American Motors Ambassador/DPL, Audi 100 LS, Buick Le Sabre/Centurion/Electra, Chevrolet Biscayne/Impala/Caprice, Chrysler Newport/300/New Yorker, Dodge Polara/Monaco, Ford Galaxie/Custom/LTD, Mercury Monterey/Marquis, Oldsmobile Delta 88/98, Plymouth Fury/I/II/III, Pontiac Catalina/Bonneville/Grand Ville.

So if you want to put your money on a winner, your Volvo dealer will be happy to oblige you.



The interior is furnished in a style to which you may not be accustomed.

The seats are covered with genuine leather. As automotive furniture, the bucket seats are unique. (Industrial Design magazine called them an "...orthopedic delight...".) You can adjust them forward, backward, up or down. You can tilt the backrests to a horizontal position. You can adjust a

lumbar support in the backrest from "FIRM" to "SOFT".

Three can sit comfortably in the rear with enough room to make stopping to stretch their legs on long journeys unnecessary.



Interior Dimensions

Roof height, front 37.4 in.
(Roof to seat cushion 6 in.
from seat backrest)
Roof height, rear 35.0 in.
(Roof to seat cushion 6 in.
from seat backrest)
Rear seat front edge to front
seat backrest: Max 14.2 in.
Min 6.7 in.


Front seat width:
Shoulder height 54.7 in.
Hip height 56.3 in.
Rear seat width:
Shoulder height 54.7 in.
Hip height 56.3 in.


Heating and Ventilation

A two-speed fan is used in
conjunction with the thermo-
statically controlled heating

system. Outlets for front and
rear seats and windshield.
Rear window heated elec-
trically. Additional fresh air
intakes fitted on body sides
under dashboard. One-way air
extractor vents, to remove
stale air and increase ventila-
tion, located below rear
window.







Our 160-hp electronic fuel injection engine...

This year, fuel injection replaces carburetors on the engine of the 164E. What the system does is inject fuel individually for each of the six cylinders. In combination with an electronic computer, it injects only the amount of fuel that the engine can burn efficiently. The result is a cleaner exhaust and cleaner air.

You'll also get better gas mileage (using 91 octane gasoline) and 10% more horsepower.

Needless to say, the 6-cylinder 164E won't keep pace with a 12-cylinder Ferrari. But it will give you a refreshing change of attitude when entering freeway traffic: You'll be more concerned about the cars you're overtaking than you are about the cars that are gaining on you.

...and the computer that feeds it.

Engine Specifications

Type B30F. Six-cylinder in-line, electronically controlled fuel injection engine. Seven-main-bearing steel crankshaft with case hardened bearing journals. Pressure lubrication by a gear pump through full-flow oil filter.

Bore 3.50 in.
Stroke 3.15 in.
Displacement 182 cu. in.

Maximum output

160 bhp SAE at 5800 rpm

Maximum torque


166 ft. lb. SAE at 2500 rpm

Compression ratio

8.7:1

Cooling system

Sealed system holds 12.3 quarts of anti-freeze coolant. Fitted with transparent expansion tank.





4-wheel power disc brakes are standard on the 164E. (They're unheard of on Detroit sedans.)

Unlike drum brakes, power discs don't turn "mushy" after continual braking. Even after repeated emergency use, they can still stop a car straight and true. Which is why we put a power disc brake on every wheel of the Volvo 164E.


Yet for reasons unknown, Detroit stops at two front-wheel discs. Even on their most elegant cars.

We intend to remain several stops ahead. That's why the new 164E has ventilated front discs. Which do an even better job of dissipating heat. (During simulated driving tests in a laboratory disc

temperatures rise to as much as 900° F.)

The result is disc brakes that can stand higher temperatures without fading during an emergency stop. (But we hope the emergency never arises.)

You get away from stop lights and stop signs by shifting up through the gears of our completely synchronized transmission. (An automatic transmission is available at extra cost.) The transmissions are built strong enough to last as long as our stronger engine which has been designed to outlast the car.



The Volvo 164E has 4-wheel self-adjusting power disc brakes and two separate braking systems. Each operates on the two front wheels and one rear wheel. Since each front brake

furnishes 30% of the car's total braking power while each rear wheel supplies 20%, you always have 80% of the car's braking power working for you even if one system fails.



Brake system

Self-adjusting power disc brakes on all four wheels. Ventilated front discs. Each "triangle" type dual brake circuit operates on both front wheels and one rear wheel. A relief valve in each circuit prevents rear wheels from locking before the front wheels during emergency braking. Parking brake acts mechanically on separate rear wheel drums. Handbrake lever conveniently located between driver's seat and front door. Handbrake and brake circuit warning light.

Wheels and tires

Radial ply 165SR15 white sidewall tires mounted on 5½ J×15 pressed steel wheels.




A car becomes a luxury when you're afraid to drive it around the city. The 164E won't scare you.

For all its spaciousness inside, the 164E is 2 ½ feet shorter outside than a Chevrolet Impala. A fact that will give you a certain confidence when approaching city congestion and a decisive edge when competing for a parking space.

Slipping through traffic requires no elbow grease because power steering is standard equipment.

You can spot trouble coming before trouble finds you. All-round visibility is exceptional through 26.6 square feet of tinted safety glass.

And once you've parked your car, you can expect to find it there when you come back. A warning buzzer reminds you to remove the keys and an automatic steering wheel lock prevents thieves from removing the car.



The 164E has power steering, so you can drive it more easily into a parking space you fit into easier.

Steering system

Recirculating ball-and-nut type with power assist. Safety steering column. 3.7 turns of steering wheel lock to lock. Turning circle: 32.8 ft.

Exterior Dimensions and Weight

Overall length	185.6 in.
Overall width	68.1 in.
Overall height	56.7 in.
Wheelbase	107.1 in.
Track, front and rear	53.2 in.
Curb weight, approx.	3051—3062 lbs.



"Real luxury is when you don't have to go to the repair shop all the time"

A Volvo owner said it.

And by his definition, you can call the 164E a luxury car.


There are no carburetors on the engine so there are no carburetors to be adjusted. Prototypes of the engine (and engines selected at random from the production line) have been run at the equivalent of 90 mph for over 600 hours without stop. Without breaking down.

When you take your car in for periodic maintenance, it's comforting to know that the disc brakes and the 6-cylinder in-line engine were designed to be serviced easier—and quicker—than drum brakes and V-engines.

A wheel bearing system increases the life expectancy of the rear axle. And makes repairs much simpler if they should ever be necessary.

To a mechanic who charges you by the hour, the 164E is a headache.

To you, it should be a welcome relief.



The 164E is protected by a finish six coats thick. (Five of those coats are applied to the inside of the car as well as the outside.) The underside of the car is protected by two—not one—undercoats. Vulnerable metal areas like the rocker panels are made of galvanized steel. We've gone overboard to protect your investment from rust and corrosion.



The coil suspension gives a firm ride. The radial tires are more surefooted on curves than conventional tires. And they last longer, too.

Suspension

Front suspension is independent with unequal A-arms. Rigid rear axle carried by longitudinal rubber-mounted control arms and torque rods. The axle is located laterally by means of a rubber-mounted track rod. Coil springs and double-acting telescopic shock absorbers are fitted all around.


Ground clearance 7.1 in.

You can have cool music and air wherever you go.

Ask your Volvo dealer and he'll equip your 164E with a radio (all-transistor AM, AM/FM or AM/FM Multiplex stereo), an 8-track stereo tape player and factory-approved air conditioning.

A list of the accessories that will make you feel at home in your 164E would fill a 40-page booklet.

Which we've printed. And your Volvo dealer will be pleased to show you.



A new center console contains the electric clock with plenty of room left over for the air conditioning you may wish to add.



The 164E comes equipped (from top to bottom) with: An electrically-heated rear window defroster. The control switch has 150W position so you can turn it up if a lot of snow is coming down.

Steering shaft of the telescopic type. Not even marked deformation of the front end can be transmitted to the steering wheel.

Three-point automatically retracting seat belts for the bucket seats. Three lap belts are provided for the back seat passengers.

Other Specifications

You can make a U-turn on a street just 32.8 feet wide. A Chevrolet Caprice owner would need a street about 12 feet wider to make his U-turn.



The backrests on the adjustable bucket seats are built to recline at a controlled speed in case of a rear end impact. This, together with adjustable headrests, reduces the danger of injury due to "whiplash."



Each of the six steel pillars holding up the roof is strong enough to support the weight of an entire car. Turn that over in your mind.

Transmission

Four-speed, fully synchronized with remote linkage and floor-mounted gear shift.

Ratios:

1st	3.54:1
2nd	2.12:1
3rd	1.34:1
4th	1.00:1
Reverse	3.54:1

Optional: Automatic with part-throttle change down, floor-mounted shift lever and illuminated quadrant with P-R-N-D-2-1 pattern.

Mechanically operated clutch is of the diaphragm type.

Size: 9½ in. Clutch friction area: 83.8 sq. in. The divided, tubular drive shaft is connected by needle bearing universal joints to a semi-floating rear axle and hypoid type final drive.

Ratios:

Manual	3.73:1
Automatic	3.31:1

Electrical system

12-volt system with 55 A rated alternator and 60 amp. hr. battery. Starter motor output: 1 hp.

Fuel tank

15.3 gallon capacity located at rear. Equipped with gas evaporation control.

Lighting

Courtesy lights fitted in glove compartment, trunk and engine compartment. Interior light operates by opening either front door. Column-mounted lever controls high and low headlight beam and turn and lane changer signals. Back-up lights, side marker lights and four-way emergency flasher. Rheostat controlled instrument lighting.

Instrumentation

A center, ribbon type speedometer is fitted with a

movable arrow as a speed limit reminder. A six-digit odometer has a separate tripmeter. Gauges for fuel and water temperature. Warning lights for alternator charging, oil pressure, high beam headlights, seat belts, parking brake, brake circuits and turn signals.

Body

Integral, all-welded steel body with reinforced boxed steel pillars surrounding the passenger compartment. Comprehensive rust-proofing and underbody sealing.

Additional standard equipment

Leather covered, reclining bucket seats in front with automatically retracting 3-point shoulder belts. Front seat headrests are adjustable. Three lap belts for rear seat which has a folding center armrest, ashtrays, and storage pockets on the rear of the front seat backrests. Interior is completely carpeted. Expandable map pockets fitted to front doors. All glass is tinted as are two outside rearview mirrors and day/night inside mirror. Two windshield wipers have 16 in. full-sweep blades. Ignition switch combined with audible warning buzzer and steering wheel lock. Dashboard features include a passenger handle, cigarette lighter and center ashtray. Other assist handles are fitted above the front passenger and rear doors. Safety jack and tool kit.

The factory reserves the right to make changes at any time, without notice, in prices, colors, materials, equipment, specifications and models and also discontinue models.

VOLVO

AB VOLVO GÖTEBORG SWEDEN

