

# VOLVO 145


- four alternatives for quick and convenient transportation





**A new 145 programme with a greater range of choice than ever before. Generously spacious. Utterly reliable. And this in combination with traditional Volvo car safety and comfort.**

A new 145 programme with a greater range of choice than ever before. Generously spacious. Utterly reliable. And this in combination with traditional Volvo car safety and comfort. The Volvo 145 has grown into an entire range of estate cars. Volvo's well known and esteemed station wagons are now even more refined and improved. In addition there are two versions with a raised roof line giving extra special cargo capacity on a professional basis. And there's a third with a somewhat different specification. Here you can find a car for the family which requires plenty of space and also a car for the economical transportation of goods.



### Volvo 145 de Luxe

Large cargo area. Sumptuous comfort. Elegantly designed. New frontal appearance. New radial tyres with increased capacity for maximum loading and surefooted road holding. Electric clock. Two engine alternatives: 90 or 118 b.h.p. SAE.

### Volvo 145 Express

For fast, comfortable and price-cutting economy transport. The roof line is lifted to give greater capacity. Engine: B 20 A giving 90 b.h.p. SAE.

Three versions of this model are available:  
 One with front seats only and full glazing.  
 One with front and rear seats and full glazing.  
 And one with front seats only and metal-panelled sides rearwards of the front doors.



The rear seat backrest is quickly and easily folded forwards to give greater room. The catches can be loosened from either side. The 145 de Luxe has a fully and tastefully upholstered cargo area. Below the flaps in the floor is an extra storage area for valuables. The spare wheel stands in a housing on the left. Cargo area length is no less than 188 cm. (74").



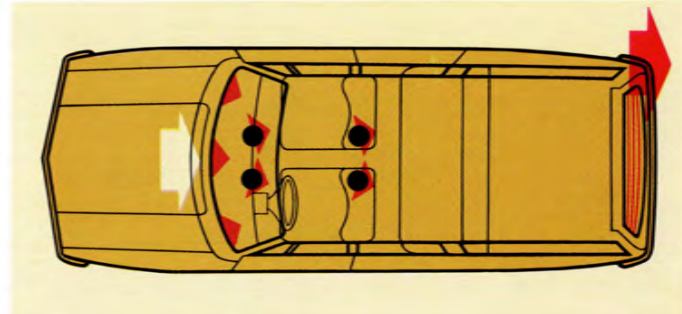
Volvo's 145 Express has an extra large tailgate opening and the volume of the cargo area is 2.4 cu.m. (85 cu.ft.). The tailgate hinges are fitted on the outside and do not restrict loading. The cargo area furnishings are very durable and the floor is fitted with skid rails. A metal based safety net divides the cargo area from the front seats. The cargo area length on this model is 2 metres (78.75").





There's plenty of room both front and rear. The front seats

are wide and extremely comfortable. Comfort is a matter of adjustment! These seats are adjustable fore and aft, the seat height can be altered at will as can its rake. Backrest inclination is variably adjustable and the lumbar support is altered at the turn of a knob. The head restraints are also adjustable for safety's sake. It's all yours to decide. The 145 de Luxe gives extra special comfort and the front seat backrests are fully reclining.



The heating system feeds air to the windscreen and the front and rear seat areas. Temperature is thermostatically controlled. On hot summer days you can open the extra fresh air intakes on each side of the car below the

dashboard. Stale air is exhausted at the rear of the car on the right-hand side. In this way you have perfect through-flow ventilation—even with all windows closed.

The rear window is electrically heated to dispel frost or mist. The Volvo 145 de Luxe has an electric washer and wiper unit for the rear window which ensures excellent rearward vision at all times.



The dashboard is discreetly designed. Instruments and controls are ideally located against a matt-black background. And they're all within reach of the driver!

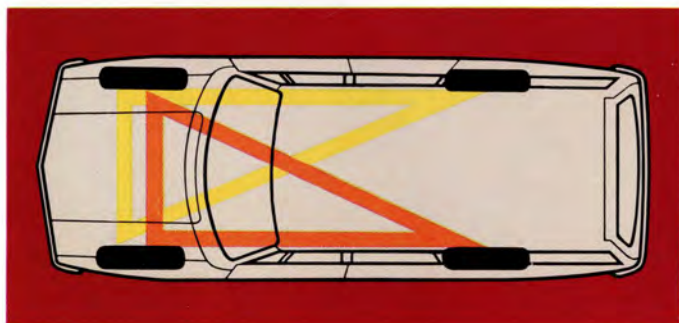
The tight turning circle of only 9.25 m (30'4") which is almost unique to Volvo cars makes the 145 extremely agile.



**Five on board and a full load  
This is when you need pulling power  
And reliable brakes...**




A vital safety detail is the safety-type steering column. Its design prevents the column from spearing the driving area should a frontal collision occur. The column also separates under excessive pressure from inside the car.



You will have difficulty in finding a estate car with a safer dual-circuit brake system than the triangle-split system featured by Volvo. Each brake circuit feeds three wheels. Should one circuit fail you only lose braking effect on one rear wheel which means that the car retains about

80% of full braking effect. Power assisted disc brakes all round. Relief valves prevent the rear wheels from locking up before the front wheels in emergency situations.



The four-cylinder B 20 engine is known for its robust strength and reliability. It pulls smoothly and powerfully from standstill to top speeds. This high degree of torque gives the power enabling fast overtaking even when fully loaded.

Exhaust emission control is of course a standard feature.



### Engines

Type B 20. Four-cylinder with five-bearing crankshaft. Positive crankcase ventilation. Exhaust emission control. Displacement: 1.99 litres Bore: 88.9 mm Stroke: 80.0 mm

### 90 b.h.p. SAE

Max. output: 90 b.h.p. SAE at 4 800 r.p.m.  
82 b.h.p. DIN at 4 700 r.p.m.  
Max. torque:  
16.5 kpm SAE at 3 000 r.p.m.  
16 kpm DIN at 2 300 r.p.m.  
Compression ratio 8.7:1.

### 118 b.h.p. SAE

Max. output: 118 b.h.p. SAE at 5 800 r.p.m.  
100 b.h.p. DIN at 5 500 r.p.m.  
Max. torque:  
17 kpm SAE at 3 500 r.p.m.  
15.5 kpm DIN at 3 500 r.p.m.  
Compression ratio: 9.3:1

90 b.h.p. engine is available on all  
The 145 de Luxe can also be specified with the 118 b.h.p. engine.

### Cooling system

Capacity approximately 10 litres (2.2 Imp. gall.). Sealed. Water cooling with pump and thermostat. Anti-freeze treated.

### Electrical system

12 volt system  
Battery capacity 60 Ah  
Alternator 35A-490 W  
Starter motor output 1 hp.

### Transmissions

Four-speed fully synchronized, ratios:  
1st 3.13:1  
2nd 1.99:1  
3rd 1.36:1  
4th 1:1

The Volvo 145 de Luxe is also available with a fully automatic transmission.

### Final drive

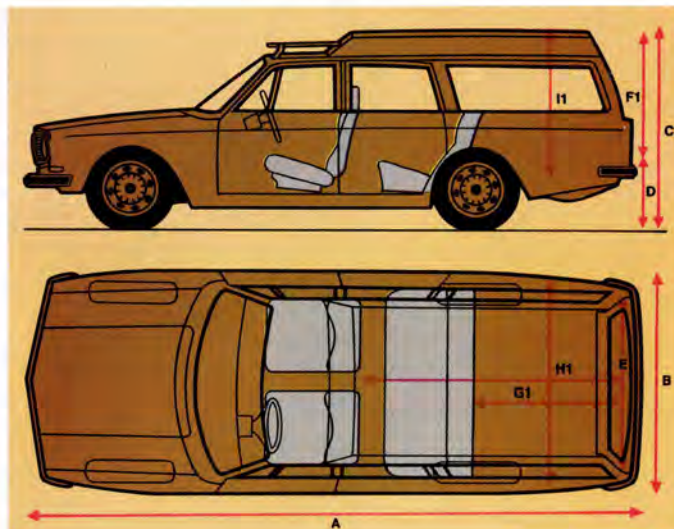
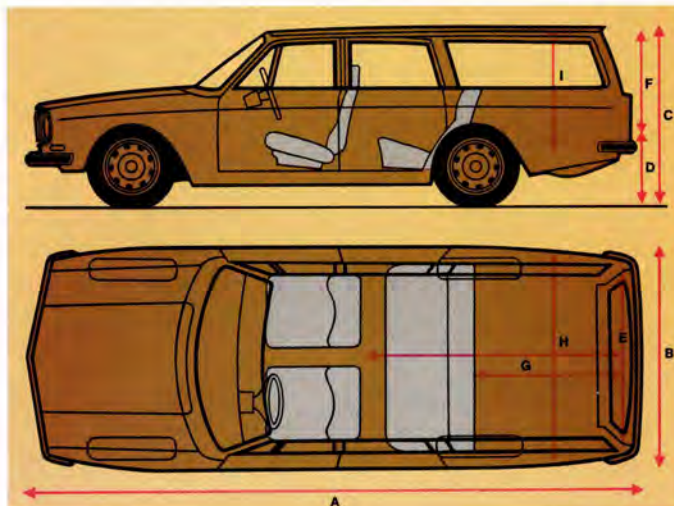
Final drive of hypoid type  
Ratio, four-speed gearbox: 4.30:1  
Automatic transmission: 4.10:1

### Turning circle diameter

Between kerbs 9.25 m (30'4")  
Between walls 10.0 m (32'10")

### Front suspension

Independent with rubber-



mounted control arms. Steering knuckle supported by ball joints. Anti-sway bar. Coil springs with telescopic shock absorbers.

### Rear suspension

Solid rear axle carried by longitudinal rubber-mounted control arms. Transverse location by rubber-mounted track rod. Coil springs with telescopic shock absorbers.

### Brake system

**Foot brake**  
Power assisted four-wheel disc brakes. Twin circuit each operating on both front wheels and one rear wheel. Warning light turns on if one circuit fails.

Single circuit provides 80% of full four-wheel braking efficiency. Special rear wheel pressure relief valves assure maximum stability during emergency stops.

### Parking brake

Separate mechanically operating rear wheel drum brake system. Lever between driving seat and door. Warning lamp on dashboard shows application of handbrake.

### Running equipment

145 de Luxe: pressed 5" steel wheels. Stainless steel hub caps or new design. Reinforced radial tyres, 165 SR 15. Other models:

pressed 4 1/2" steel wheels. Stainless steel hub caps. Standard 165 S 15 tyres.

### Body

All welded integral steel body. Impact absorbing front and rear ends. Reinforcing box profile sections around all body openings.

### Other standard equipment

Three-point factory-fitted safety belts for front seats. The rear seat has anchorages for safety belts. The rearview mirror is of the safety type and has an anti-dazzle setting. Electrical windscreen wipers and washer. Combined steering and ignition lock. Cigarette lighter. Adjustable head restraints.

### Weights and dimensions

- A Overall length 464 cm./182.5"
- B Overall width 173.5 cm./68"
- C Overall height 145 cm./57"
- C1 Overall height 162 cm./63.75"
- D Loading height 59 cm./23.25"
- E Tailgate opening, max. width 117 cm./46" max. height 80 cm./31.5"
- F1 max. height 96.5 cm./38"
- G Cargo area length, max. 188 cm./74" min. 113 cm./44.5"
- G1 Cargo area length, max. 200 cm./78.75" min. 167 cm./65.75"
- H Cargo area width, max. 133 cm./52.75"
- H1 Cargo area width, max. 142 cm./56"
- I Cargo area height 84 cm./33"
- I1 Cargo area height 101 cm./39.75"

Cargo area 145 wagon approx. 2.5 m<sup>2</sup> (27 sq.ft.)  
Cargo area 145 Express approx. 2.6 m<sup>2</sup> (28 sq.ft.)  
Cargo volume 145 wagon approx. 2.0 m<sup>3</sup> (70 cu.ft.)  
Cargo volume 145 Express approx. 2.4 m<sup>3</sup> (85 cu.ft.)  
Kerb weight (depending on model) 145 estate car approx. 1265–1285 kg  
Kerb weight 145 Express approx. 1230–1255 kg

The manufacturers retain the right to modify the design and equipment without previous notification.

**VOLVO**  
AB VOLVO GÖTEBORG – SWEDEN